



2021 NFL WEEK 4 GAME RELEASE

SEPT. 30, 2021 | 8:20 P.M. ET | PAUL BROWN STADIUM

JAX

AT

CIN



AMY PALCIC | V.P. OF FOOTBALL COMMUNICATIONS | PALCICA@NFL.JAGUARS.COM
 ALEX BROOKS | DIRECTOR OF PUBLIC RELATIONS | BROOKSA@NFL.JAGUARS.COM
 AMANDA HOLT | DIRECTOR OF COMMUNICATIONS | HOLTAF@NFL.JAGUARS.COM
 DAVID WOLF | MANAGER OF PUBLIC RELATIONS | WOLFD@NFL.JAGUARS.COM
 DYLAN MORTON | FOOTBALL COMMUNICATIONS COORDINATOR | MORTOND@NFL.JAGUARS.COM



@JAGUARS | @JAGUARSPR | JAGUARS.COM



JACKSONVILLE JAGUARS AT CINCINNATI BENGALS | THURSDAY, SEPT. 30 | 8:20 P.M. ET



THURSDAY NIGHT LIGHTS

In Week 4, the Jacksonville Jaguars travel to Cincinnati for a Thursday Night Football showdown at Paul Brown Stadium. The game will be broadcast on NFL Network with Joe Buck, Troy Aikman, Erin Andrews and Kristina Pink on the call. The game will also air on Westwood One with Ian Eagle and Mike Golic calling the action.

Thursday's game marks the second consecutive game for the Jaguars that No. 1 overall picks will be starting at quarterback as QB Trevor Lawrence (2021 No. 1 selection) and Bengals QB Joe Burrow (2020 No. 1 selection) are both slated to lead their respective teams. Burrow (LSU) and Lawrence (Clemson) each won College Football Playoff Championships and combined to compile a 72-5 collegiate record.

HOUSE CALL JAMAL

WR Jamal Agnew returned a field goal 109 yards for a touchdown as time expired in the first half, marking his second consecutive game with a return touchdown and tying the longest scoring play in NFL history.

- Agnew's 109-yard return was the first missed field goal returned for a touchdown since CB Antonio Cromartie returned a missed field goal attempt in 2007.

- Agnew's 109-yard TD marked his second consecutive game with a return touchdown and the longest play in franchise history, surpassing his 102-yard kickoff return TD in Week 2 against Denver. He becomes the ninth player in NFL history with multiple 100-plus yard special teams returns in the same season and the 15th player in NFL history with two return touchdowns through the first three weeks of an NFL season. He is the first player in NFL history with 100-plus yard TDs in consecutive games.

- Agnew has recorded seven special teams return touchdowns (four punt returns, two kickoff returns and one field goal return) since entering the NFL in 2017, the most of any player in that span.



LONGEST TDs IN FRANCHISE HISTORY

| RK. | PLAYER (YEAR) | PLAY |
|-----|------------------------------|-----------------------|
| 1. | WR Jamal Agnew (2021) | 109-yard FG return TD |
| 2. | WR Jamal Agnew (2021) | 102-yard KOR TD |
| 3. | WR Marqise Lee (2016) | 100-yard KOR TD |
| 4. | RB Maurice Jones-Drew (2007) | 100-yard KOR TD |

TNF: BY THE NUMBERS



3

DE/OLB Josh Allen has played in two Thursday Night Football games and totaled 3.0 sacks, including 2.0 sacks against the Titans in 2019.

40

Thursday marks the Jaguars' 40th nationally-televised prime-time game in franchise history. The Jaguars have played 15 times on Monday Night Football, 13 times on Thursday Night Football and 12 times on Sunday Night Football.

395

WR Marvin Jones Jr. has caught 28 passes for 395 yards and three TDs in seven Thursday Night Football games. Jones caught nine passes for 144 yards in three contests on Thursday night as a member of the Bengals from 2012-15.

2021 SCHEDULE

| | | |
|----------------|-------------------------|-----------------------------|
| Sun., Sept. 12 | at Houston Texans | L, 37-21 |
| Sun., Sept. 19 | Denver Broncos | L, 23-13 |
| Sun., Sept. 26 | Arizona Cardinals | L, 31-19 |
| Thu., Sep. 30 | at Cincinnati Bengals | 8:20 p.m. (NFLN) |
| Sun., Oct. 10 | Tennessee Titans | 1 p.m. (CBS) |
| Sun., Oct. 17 | Miami Dolphins | 9:30 a.m. (CBS) (London) |
| | BYE WEEK | --- |
| Sun., Oct. 31 | at Seattle Seahawks | 4:05 p.m. (CBS) |
| Sun., Nov. 7 | Buffalo Bills | 1 p.m. (CBS) |
| Sun., Nov. 14 | at Indianapolis Colts | 1 p.m. (CBS) |
| Sun., Nov. 21 | San Francisco 49ers | 1 p.m. (FOX) |
| Sun., Nov. 28 | Atlanta Falcons | 1 p.m. (CBS) |
| Sun., Dec. 5 | at Los Angeles Rams | 4:25 p.m. (CBS) |
| Sun., Dec. 12 | at Tennessee Titans | 1 p.m. (CBS) |
| Sun., Dec. 19 | Houston Texans | 1 p.m. (CBS) |
| Sun., Dec. 26 | at New York Jets | 1 p.m. (CBS) |
| Sun., Jan. 2 | at New England Patriots | 1 p.m. (CBS) |
| Sun. Jan. 9 | Indianapolis Colts | 1 p.m. (CBS) |

JAGUARS INFORMATION

PRONUNCIATION GUIDE

| | |
|----------------------|---------------------------|
| C.J. Beathard | BETH-urd |
| A.J. Cann | Can |
| K'Lavon Chaisson | KAY-luh-von CHASE-on |
| DJ Chark Jr. | CH-ark |
| Luke Farrell | FAIR-ull |
| Adam Gotsis | GOT-sis |
| DaVon Hamilton | DUH-von |
| Tre Herndon | Tray |
| Tyron Johnson | TIE-rin |
| Ross Maticcik | MATTA-sick |
| Lerentee McCray | luh-ren-TAY |
| James O'Shaughnessy | oh-SEAN-uh-see |
| Dare Ogunbowale | DAR-ay OH-gun-buh-WALL-ay |
| Laviska Shenault Jr. | luh-VISK-uh shuh-nault |
| Dawuane Smoot | duh-WAHN |
| Jay Tufele | too-FELL-lay |
| Jihad Ward | Juh-hodd |
| Andrew Wingard | WING-urd |

JAGUARS IN PRIME TIME

Jacksonville has played in 39 nationally-televised prime-time games in the franchise's 27-season history, posting a 18-21 (.462) record in prime-time contests.

The Jaguars own an 8-7 (.533) record on Monday Night Football, a 5-6 (.455) record on Sunday Night Football and a 5-8 (.385) record on Thursday Night Football.

| Date | Opponent | Network | Result |
|-----------------------|------------------------|-------------|-----------------|
| Sept. 26, 2020 | Miami | NFL Network | L, 31-13 |
| Sept. 19, 2019 | Tennessee* | NFL Network | W, 20-7 |
| Dec. 6, 2018 | at Tennessee* | NFL Network | L, 30-9 |
| Oct. 27, 2016 | at Tennessee* | NFL Network | L, 36-22 |
| Nov. 19, 2015 | Tennessee* | NFL Network | W, 19-13 |
| Dec. 18, 2014 | Tennessee* | NFL Network | W, 21-13 |
| Dec. 5, 2013 | Houston* | NFL Network | W, 27-20 |
| Nov. 8, 2012 | Indianapolis* | NFL Network | L, 27-10 |
| Dec. 15, 2011 | at Atlanta* | NFL Network | L, 41-14 |
| Dec. 5, 2011 | San Diego | ESPN | L, 38-14 |
| Oct. 24, 2011 | Baltimore | ESPN | W, 12-7 |
| Oct. 18, 2010 | Tennessee | ESPN | L, 30-3 |
| Dec. 17, 2009 | Indianapolis* | NFL Network | L, 35-31 |
| Dec. 18, 2008 | Indianapolis* | NFL Network | L, 31-24 |
| Dec. 1, 2008 | at Houston | ESPN | L, 30-17 |
| Oct. 5, 2008 | Pittsburgh # | NBC | L, 26-21 |
| Oct. 22, 2007 | Indianapolis | ESPN | L, 29-4 |
| Nov. 20, 2006 | N.Y. Giants | ESPN | W, 26-10 |
| Sept. 18, 2006 | Pittsburgh | ESPN | W, 9-0 |
| Oct. 9, 2005 | Cincinnati # | ESPN | W, 23-20 |
| Dec. 5, 2004 | Pittsburgh # | ESPN | L, 17-16 |
| Nov. 30, 2003 | Tampa Bay # | ESPN | W, 17-10 |
| Nov. 3, 2002 | at N.Y. Giants # | ESPN | L, 24-17 |
| Dec. 3, 2001 | Green Bay | ABC | L, 28-21 |
| Oct. 18, 2001 | Buffalo* | ESPN | L, 13-10 |
| Nov. 19, 2000 | at Pittsburgh # | ESPN | W, 34-24 |
| Oct. 16, 2000 | at Tennessee | ABC | L, 27-13 |
| Oct. 8, 2000 | Baltimore # | ESPN | L, 15-10 |
| Sept. 25, 2000 | at Indianapolis | ABC | L, 43-14 |
| Dec. 13, 1999 | Denver | ABC | W, 27-24 |
| Dec. 2, 1999 | Pittsburgh* | ESPN | W, 20-6 |
| Nov. 21, 1999 | New Orleans # | ESPN | W, 41-23 |
| Oct. 11, 1999 | at N.Y. Jets | ABC | W, 16-6 |
| Dec. 28, 1998 | Pittsburgh | ABC | W, 21-3 |
| Dec. 20, 1998 | at Minnesota # | ESPN | L, 50-10 |
| Oct. 12, 1998 | Miami | ABC | W, 28-21 |
| Sept. 22, 1997 | Pittsburgh | ABC | W, 30-21 |
| Dec. 15, 1996 | Seattle # | ESPN | W, 20-13 |
| Sept. 24, 1995 | Green Bay # | TNT | L, 24-14 |

BOLD: Monday night game
* Thursday night game
Sunday night game

BENGALS SERIES

Head Coach: Zac Taylor (since 2019 • 8-26-1, .243)
Stadium: Paul Brown Stadium (since 2000 • 65,515)

Regular Season Series: 13-10 (.566)
Home Record: 8-3 (.727) Road Record: 5-7 (.417)

| Date | Location | Result | Attendance |
|----------------|--------------|----------|------------|
| Oct. 4, 2020 | Cincinnati | L, 33-25 | 6,243 |
| Oct. 10, 2019 | Cincinnati | W, 27-17 | 42,784 |
| Nov. 5, 2017 | Jacksonville | W, 23-7 | 60,720 |
| Nov. 2, 2014 | Cincinnati | L, 33-23 | 60,057 |
| Sept. 30, 2012 | Jacksonville | L, 27-10 | 63,030 |
| Oct. 9, 2011 | Jacksonville | L, 30-20 | 61,799 |
| Nov. 2, 2008 | Cincinnati | L, 21-19 | 64,775 |
| Oct. 9, 2005 | Jacksonville | W, 23-20 | 66,137 |
| Dec. 15, 2002 | Cincinnati | W, 29-15 | 42,092 |
| Dec. 9, 2001 | Cincinnati | W, 14-10 | 44,920 |
| Nov. 11, 2001 | Jacksonville | W, 30-13 | 57,161 |
| Dec. 17, 2000 | Cincinnati | L, 17-14 | 50,469 |
| Sept. 17, 2000 | Jacksonville | W, 13-0 | 45,653 |
| Jan. 2, 2000 | Jacksonville | W, 24-7 | 70,532 |
| Oct. 31, 1999 | Cincinnati | W, 41-10 | 49,138 |
| Nov. 29, 1998 | Cincinnati | W, 34-17 | 55,432 |
| Nov. 8, 1998 | Jacksonville | W, 24-11 | 67,040 |
| Nov. 23, 1997 | Cincinnati | L, 31-26 | 55,158 |
| Oct. 5, 1997 | Jacksonville | W, 21-13 | 67,128 |
| Dec. 1, 1996 | Jacksonville | W, 30-27 | 57,408 |
| Oct. 27, 1996 | Cincinnati | L, 28-21 | 45,890 |
| Nov. 26, 1995 | Jacksonville | L, 17-13 | 68,249 |
| Sept. 10, 1995 | Cincinnati | L, 24-17 | 48,318 |

BROADCAST



Joe Buck
(play-by-play)



Troy Aikman
(analyst)



Erin Andrews
(sideline reporter)



Kristina Pink
(sideline reporter)



Ian Eagle
(play-by-play)



Mike Golic
(analyst)



Frank Frangie
(play-by-play)



Jeff Lageman
(analyst)



Tony Boselli
(analyst)



Rick Ballou
(sideline reporter)



JAGUARS IN THE COMMUNITY

JAGUARS FOUNDATION KICKS OFF LATINX/HISPANIC HERITAGE MONTH WITH MURAL UNVEILING

Earlier this month, the Jacksonville Jaguars kicked off a month-long celebration of Latinx/Hispanic Heritage Month with a series of community events and activations that honor the rich history and cultural significance of the Latino community, one of the fastest growing populations in northeast Florida.

On Tuesday, Sept. 14, a new, original, hand-painted mural by northeast Florida artist, Whitney Perez (*pictured below*), was unveiled at Alfred I. DuPont Middle School in an art dedication ceremony. This artwork was underwritten by a grant to the Cultural Council of Greater Jacksonville from the Jacksonville Jaguars Foundation, in partnership with Duval County Public Schools (DCPS) and the First Coast Hispanic Chamber of Commerce.

"It's been a pleasure for the Jacksonville Jaguars Foundation to work with the Cultural Council's Art in Public Places Department, DCPS and the First Coast Hispanic Chamber of Commerce to help create this important public art installation," said Adriel Rocha, Director, Jaguars Foundation and Community Impact. "It's a great kickoff to our month-long celebration of our growing Hispanic community that is living and thriving in Duval County."



JAGUARS GET TO WORK DURING HUNGER ACTION MONTH

September is Hunger Action Month, an annual observance in which people and organizations all over the country stand together against hunger. On September 14, the Jaguars Foundation joined with long-time partner Feeding Northeast Florida to distribute food to more than 150 families in the Jacksonville area. Jaguars alumni Kyle Brady and Kevin Hardy joined volunteers in loading fresh fruit, produce, meat and dry goods into cars via a drive thru pick up line.

"Hunger is a year-round issue -- one we take very seriously. Hunger Action Month gives us a platform to share what we do every day and celebrate the impact that has been made, all while showing how much work is still needed," said Susan King, President & CEO of Feeding Northeast Florida. "Solving hunger is possible, but we can't do it alone. We are so thankful for our 300+ partner agencies, our corporate and philanthropic partners and our community for supporting us during this important month. Through initiatives like this, we can help educate people on what food insecurity really looks like, who it affects and how they can help."



KEY CONNECTIONS

COLLEGE CONNECTIONS

JACKSONVILLE JAGUARS

CINCINNATI BENGALS

QB Trevor Lawrence (2018-20), OL Tyler Shatley (2010-13)



WR Tee Higgins (2017-19), DT D.J. Reader (2012-15),
OL Jackson Carman (2018-20)

WR DJ Chark Jr. (2015-17), DE/OLB K'Lavon Chaisson (2017-19)



QB Joe Burrow (2018-19), WR Ja'Marr Chase (2018-20),
DT Tyler Shelvin (2018-20)

S Rudy Ford (2014-17)



TE C.J. Uzomah (2011-14)

OL Cam Robinson (2014-16)



OL Jonah Williams (2016-18)

DL Taven Bryan (2015-17)



OL Fred Johnson (2015-18)

CB Tyson Campbell (2018-20)



OL Trey Hill (2018-20)

OL Will Richardson Jr. (2014-16)



DT B.J. Hill (2014-17), S/LB Germaine Pratt (2014-18)

OL Andrew Norwell (2010-13), RB Carlos Hyde (2010-13), DT DaVon
Hamilton (2015-19)



S Vonn Bell (2013-15), DL Sam Hubbard (2015-17),
OL Isiah Prince (2015-19)

OL Walker Little (2017-20)



WR Trenton Irwin (2015-18)

DT Malcom Brown (2012-14)



OL Trey Hopkins (2010-12)

S Andrew Wingard (2015-18)



LB Logan Wilson (2015-19)

LB Myles Jack (2013-15)



OL Xavier Su'a-Filo (2009-13)

JAGUARS CONNECTIONS TO BENGALS

| Player | Prev. position |
|----------------------------------|--------------------|
| WR Marvin Jones Jr. | WR (2012-15) |
| Coach | Prev. position |
| Off. Quality Control Kyle Caskey | RB Coach (2014-18) |

BENGALS CONNECTIONS TO JAGUARS

| Coach | Prev. position |
|----------------------------------|-----------------------|
| Sr. Defensive Asst. Mark Duffner | Asst. Coach (2006-13) |

JAGUARS CONNECTIONS TO OHIO

| Player | Hometown |
|------------------------|--------------|
| OL Andrew Norwell | Cincinnati |
| RB Carlos Hyde | Cincinnati |
| DT DaVon Hamilton | Pickerington |
| TE Luke Farrell | Perry |
| DL Dawuane Smoot | Groveport |
| Coach | Hometown |
| Head Coach Urban Meyer | Ashtabula |

BENGALS CONNECTIONS TO FLORIDA

| Player | Hometown |
|---------------------|-----------------|
| DL Trey Hendrickson | Apopka |
| OL Fred Johnson | West Palm Beach |
| DL Wyatt Ray | Boca Raton |
| TE Mitchell Wilcox | Tarpon Springs |

COACHING CONNECTIONS

Jaguars Head Coach Urban Meyer attended the University of Cincinnati and played cornerback from 1984-86. He then coached Bengals S Vonn Bell (2013-15) and CB Eli Apple (2014-15) at Ohio State. In 2014, Meyer led the Buckeyes to a 14-1 record and a College Football Playoff National Championship.

Jaguars Offensive Line Coach George Warhop played center at the University of Cincinnati from 1980-83.

ROSTER FACTS

Oldest Jaguars Player: WR Marvin Jones Jr. (3/12/1990), 31

Youngest Jaguars Player: S Andre Cisco (3/23/2000), 21

Heaviest Jaguars Player: OL Andrew Norwell, 340

Lightest Jaguars Player: CB Chris Claybrooks, 180

Tallest Jaguars Player: DE/OLB Jordan Smith, 6'7"

Shortest Jaguars Player: WR Jamal Agnew, Nevin Lawson, 5'10"

Most Seasons with the Jaguars: OL Brandon Linder, OL Tyler Shatley, 8

Most NFL Seasons: WR Marvin Jones Jr., 10

College with the Most Jaguars: Ohio State, 4

Drafted by Jaguars: 26

Super Bowl Ring: Malcom Brown (2), Damien Wilson (1), Lerentee McCray (1)



Jaguars QB Trevor Lawrence and Bengals WR Tee Higgins were teammates at Clemson from 2018-19. Higgins caught Lawrence's first career pass at Clemson and took it 64 yards for a touchdown.



HC URBAN MEYER & GM TRENT BAALKE



URBAN MEYER
HEAD COACH

The Jacksonville Jaguars hired three-time national champion, seven-time conference winner and college Coach of the Decade Urban Meyer on Jan. 14, 2021.

Before serving as a studio analyst at FOX and an assistant athletic director at Ohio State, Meyer accumulated a 187-32 record and a .854 winning percentage, the third-highest in college football history, during head coaching stints at Ohio State (2012-18), Florida (2005-10), Utah (2003-04) and Bowling Green (2001-02). Meyer also posted a 12-3 record in postseason play. He is the only modern-day coach to win national championships in two different conferences (SEC in 2006 and 2008 at Florida and Big Ten in 2014 at Ohio State).

Meyer was hired for his first head coaching stint on Dec. 4, 2000 at Bowling Green, launching a coaching career that would earn him Coach of the Decade accolades by Sports Illustrated and The Sporting News. Meyer turned around a BGSU program that endured six consecutive losing seasons prior to his appointment into a Top 25 team. The Falcons posted 8-3 and 9-3 seasons before he accepted the head coaching position at Utah, where he went 22-2 in two seasons at the helm, including an undefeated 12-0 campaign in 2004.

Meyer was named national coach of the year in 2003 by The Sporting News and, in 2004, he was named the Football Writers Association of America's Eddie Robinson Coach of the Year and the Home Depot Coach of the Year. The Touchdown Club of Columbus also presented him with its coach of the year award, the Woody Hayes Trophy. While with the Utes, Meyer mentored QB Alex Smith, who threw for 2,952 yards and 32 TDs and ran for 631 yards and 10 TDs in 2004 before being the first overall pick in the 2005 NFL Draft.


His prolific coaching career next took him to Gainesville, where his six-year stint saw two national titles and a 65-15 record with the Gators. He led Florida to national championships in 2006 and 2008 and tutored QB Tim Tebow, who won the Heisman Trophy in 2007 and was named First-Team All-American in 2008 after leading the most productive offense in SEC history (611 points).

During his time in Columbus, the Buckeyes won the inaugural College Football Playoff national championship in 2014, captured the Big Ten Conference title in 2014, 2017 and 2018 and posted an 83-9 record, including a 54-4 conference record. He posted the two longest winning streaks in school history: 24 and 23 games.

Meyer's teams were 26-3 in rivalry games. Bowling Green was 1-1 against Toledo, Utah posted a 2-0 record against BYU, Florida tallied a 16-2 record against Florida State, Tennessee and Georgia and Ohio State was 7-0 against Michigan. His teams were a combined 114-22 in conference play with seven conference titles, including three Big Ten and two SEC crowns.

Meyer also has a track record of success with future professional talent. He has had 76 players drafted, including 21 first-round selections. In 2016, 12 Buckeyes were drafted, including five first-round picks: DE Joey Bosa, RB Ezekiel Elliott, CB Eli Apple, OL Taylor Decker and LB Darron Lee. Other notable selections during his coaching tenure include OL Maurkice Pouncey, CBs Reggie Nelson, Denzel Ward and Joe Haden, QB Dwayne Haskins, DEs Chase Young and Nick Bosa, WRs Michael Thomas and Percy Harvin, LB Ryan Shazier and S Malik Hooker.

Meyer, 56, was born in Toledo, Ohio and grew up in Ashtabula, Ohio. He and his wife, Shelley, who both graduated from the University of Cincinnati, have three children: Nicki, Gigi and Nate, and two grandchildren, Troy (4) and Gray (2). Nicki (Georgia Tech) and Gigi (Florida Gulf Coast) both played volleyball in college, while Nate has competed in football and baseball at Cincinnati.



TRENT BAALKE
GENERAL MANAGER

Trent Baalke was hired as the Jaguars general manager on Jan. 21, 2021.

"Trent Baalke has had success at virtually every level of football, notably so as a general manager who shrewdly and quickly built an NFL conference championship organization and team," said Jacksonville Jaguars Owner Shad Khan. "That experience inspired us to recruit Trent to Jacksonville a year ago to serve as our director of player personnel and is one of many reasons why we are naming Trent as the new general manager of the Jacksonville Jaguars. Trent thoroughly knows the NFL and the dynamics of today's game, has an exceptional eye for talent and I know will have excellent chemistry with Head Coach Urban Meyer as they begin their mission to bring a consistent winner to our fans in Jacksonville."

He originally joined the Jaguars in February 2020 as the team's director of player personnel before being named the interim general manager on Nov. 29, 2020. Prior to arriving in Jacksonville, Baalke spent 12 seasons with the San Francisco 49ers, rising from the ranks of western region scout (2005-07) to director of player personnel (2008-09) to vice president of player personnel (2010) to general manager (2011-16). He was named Executive of the Year following the 2011 season by the Pro Football Writers of America and Pro Football Weekly after transforming a 6-10 team into a 13-3 team in his first season as general manager with San Francisco.

During Baalke's tenure in the Bay Area, the 49ers appeared in three consecutive NFC Championship games (2011-13) and Super Bowl XLVII, while tallying a 5-3 postseason record. After Baalke began overseeing all player acquisitions in 2010, six acquired players accounted for nine All-Pro selections while eight of those players earned Pro Bowl honors. Overall, the 49ers produced 24 All-Pro selections and 35 Pro Bowl nods from 2010-16.

He spent four years with the Washington Football Team's scouting staff where he served as the college scouting coordinator in his final season. From 2001-03, he served as Washington's national scout. Baalke started his NFL career as a personnel scout with the New York Jets from 1998-2000.

Prior to his NFL career, Baalke worked as a defensive line and strength and conditioning coach at South Dakota State from 1990-95 before working as the athletic director at Shantley High School in Fargo, N.D., in 1996 and 1997. He began his coaching career as a graduate assistant at North Dakota State in 1989 helping the team finish with a 14-0 record and Division II National Championship.

The Rosendale, Wis. native earned a bachelor's degree in health and physical education at Bemidji State (Minn.) where he played outside linebacker and was an All-Northern Sun Conference and All-Midwest Region honoree. He and his wife, Beth, have two daughters, Katy and Cassie.



ASSISTANT COACHES



Charlie Strong
Title: Assistant Head Coach/Inside Linebackers Coach
NFL Experience: 1 | **Jaguars Experience:** 1
Last Position: Defensive Analyst (Alabama)

• In his first season as an NFL coach after a 38-year career in college football that included head coaching stints at Louisville (2010-13), Texas (2014-16) and South Florida (2017-19).

“He’s a high character guy, great family, someone that I trust explicitly, but also a guy I just feel very strong about being in front of the team, being in a locker room and being at my side. He was the first hire and arguably one of the most, if not the most, important hire.” - Head Coach Urban Meyer



Darrell Bevell
Title: Offensive Coordinator
NFL Experience: 21 | **Jaguars Experience:** 1
Last Position: Interim Head Coach (Lions)

• In his first season in Jacksonville after most recently serving as interim head coach/offensive coordinator in Detroit.

“I called 10 people about Darrell, and Brett Favre, who I’ve known for quite some time, when he made a comment, ‘that’s as good a coach as he’s ever been around’ and ‘by the way I had my best year with him at Minnesota’ and he said, ‘Hire the guy.’” - Head Coach Urban Meyer



Joe Cullen
Title: Defensive Coordinator
NFL Experience: 15 | **Jaguars Experience:** 1
Last Position: Defensive Line Coach (Ravens)

• Has 32 years of coaching experience, including 14 years in the NFL with five different teams: Baltimore, Tampa Bay, Cleveland, Jacksonville (defensive line coach - 2010-12) and Detroit... Ravens allowed second-fewest rushing yards per game (97.1) and created the third-most takeaways (126) in the NFL during his time in Baltimore

“I’ve known Joe Cullen a long time. I’ve always studied his defensive line play. He’s considered if not the best, one of the best defensive line coaches in the game.” - Head Coach Urban Meyer

POSITION COACHES



Nick Sorensen
 Special Teams
 Coordinator



Brian Schottenheimer
 Passing Game
 Coordinator



Tyler Bowen
 Tight Ends
 Coach



Sanjay Lal
 Wide Receivers
 Coach




Bernie Parmalee
 Running Backs
 Coach



George Warhop
 Offensive Line
 Coach



Chris Ash
 Defensive Backs
 Coach - Safeties



Joe Danna
 Defensive Backs
 Coach - Nickels



Tosh Lupoi
 Defensive Line
 Coach



Tim Walton
 Secondary Coach -
 Corners



Zachary Orr
 Outside Linebackers
 Coach



Carlos Polk
 Special Teams
 Assistant



PLAYER NOTES

FIRST IN CLASS

QB Trevor Lawrence has completed 64-of-118 passing attempts for five TDs through three games.

He leads all rookie quarterbacks in passing touchdowns this season.

Lawrence is one of two players in franchise history to throw for five TDs through the first three weeks of a season.

PASSING TOUCHDOWNS, ROOKIE QUARTERBACKS, 2021

| RK. | PLAYER (TEAM) | PASSING TDs | PASS YARDS |
|-----|--------------------------|-------------|------------|
| 1. | QB Trevor Lawrence (JAX) | 5 | 669 |
| 2. | QB Zach Wilson (NYJ) | 2 | 628 |
| 3. | QB Mac Jones (N.E.) | 2 | 737 |
| 4. | QB Davis Mills (HOU) | 2 | 102 |
| 5. | QB Trey Lance (S.F.) | 1 | 5 |

NOTE THE QUOTE: ON QB TREVOR LAWRENCE

"I love Trevor Lawrence. I love everything about that guy. I know Jacksonville will, or does. Is he having some growing pains? Like I've always said from day one, this goes back 20 years, a quarterback gets a lot of the glory when you win and gets a lot of the fingers pointed at him when he loses. It's an offense. The one common characteristic of every great quarterback is he has a great team around him. Every great quarterback has that and we will do that, we are growing that right now. So, yeah that kid is unbelievable to coach. Everything about the guy is an A plus."

- HC Urban Meyer

MR. CONSISTENCY

RB James Robinson recorded 134 scrimmage yards (88 rushing and 46 receiving) in Week 3 against Arizona, marking his 17th consecutive game with 50-plus scrimmage yards. He is one of four players in the NFL with a streak of 15 or more consecutive games with at least 50 scrimmage yards.

50-PLUS SCRIMMAGE YARDS, CONSECUTIVE GAMES, ACTIVE STREAKS

| RK. | PLAYER (TEAM) | STREAK (GAMES) |
|-----|-------------------------|----------------|
| 1. | RB Derrick Henry (TEN) | 28 |
| 2. | RB Joe Mixon (CIN) | 18 |
| 3. | RB James Robinson (JAX) | 17 |
| 4. | RB Dalvin Cook (MIN) | 15 |

Robinson has totaled at least 50 scrimmage yards in all 17 of his career games. He joins the following players as the only players in NFL history to total at least 50 scrimmage yards in their first 17 career games: Saquon Barkley, Le'Veon Bell, Matt Forte, Eddie George, Edgerrin James, Marshawn Lynch, Alfred Morris and LaDanian Tomlinson.

KING JAMES

RB James Robinson surpassed 1,600 career scrimmage yards when he posted 134 yards from scrimmage in Week 3 against Arizona. Robinson has recorded the third-most scrimmage yards through a player's first 17 games in franchise history.

SCRIMMAGE YARDS, FIRST 17 CAREER GAMES, FRANCHISE HISTORY

| RK. | PLAYER (YEAR) | RUSH YARDS | REC YARDS | SCRIMMAGE |
|-----|---------------------------------|------------|-----------|-----------|
| 1. | RB Fred Taylor (1998-1999) | 1,324 | 344 | 1,738 |
| 2. | RB Leonard Fournette (2017-18) | 1,259 | 224 | 1,682 |
| 3. | RB James Robinson (2020-21) | 1,230 | 241 | 1,666 |
| 4. | RB Maurice Jones-Drew (2006-07) | 973 | 464 | 1,437 |

JR25

RB James Robinson switched his jersey number from No. 30 to No. 25 prior to this season, opting to return to the number he donned in pop warner, middle and high school.

While wearing No. 25, Robinson rushed for 9,045 yards at Rockford Lutheran High School, the most in Illinois High School Association history, and totaled 4,444 yards and 44 TDs in four seasons at Illinois State.

"I feel faster, but more importantly, I feel like me again," Robinson said. "It was my first number ever when I first started playing football. I never had another number other than 25 until I got 30. I broke the Illinois High School rushing record in that number. There's just a lot of memories with it."



After Robinson switched his jersey number, he vowed to reward fans for their loyalty. He plans to autograph more than 100 jerseys for supporters that purchased the No. 30.

"We just thought we should do something for the fans," Robinson said. "I knew there were a lot of people that already bought the jerseys. Signing the jerseys for the fans was the right thing to do."



GO DJ, THAT'S MY DJ

WR DJ Chark Jr. opened the scoring for the Jaguars in Week 3 when he caught a 12-yard TD strike from QB Trevor Lawrence for his 15th career touchdown. Chark is one of three players in franchise history to catch 15 TDs in his first 42 career games.

In 2020, Chark posted eight catches for 125 yards and two TDs in Week 4 at Cincinnati.

RECEIVING TOUCHDOWNS, FIRST 42 CAREER GAMES, FRANCHISE HISTORY

| RK. | PLAYER | YEARS | RECEIVING TDs |
|-----|-------------------|---------|---------------|
| 1. | WR Allen Robinson | 2014-16 | 22 |
| 2. | WR Allen Hurns | 2014-16 | 19 |
| 3. | WR DJ Chark Jr. | 2018-20 | 15 |



PLAYER NOTES

MAGNIFICENT MARVIN

WR Marvin Jones Jr. posted six receptions for 62 yards in Week 3 against Arizona, extending his streak of consecutive games with a reception to 100 contests. His 100-game streak is the sixth-longest active streak in the NFL.

MOST CONSECUTIVE GAMES WITH A RECEPTION, ACTIVE STREAKS, NFL

| RK. | PLAYER (TEAMS) | YEAR (S) | GAMES |
|-----|-----------------------------------|----------|-------|
| 1. | WR Antonio Brown (PIT/N.E./T.B.) | 2010-21 | 139 |
| 2. | WR Julio Jones (ATL/TEN) | 2011-21 | 130 |
| 3. | WR DeAndre Hopkins (HOU/ARI) | 2013-21 | 129 |
| 4. | TE Travis Kelce (K.C.) | 2014-21 | 113 |
| 5. | WR Jarvis Landry (CLE) | 2014-21 | 112 |
| 6. | WR Marvin Jones Jr. (CIN/DET/JAX) | 2013-21 | 100 |


During Jones' 100-game streak, which began in Cincinnati, he has recorded 415 receptions for 5,938 yards and 51 TDs. Jones has caught passes from seven different quarterbacks, including 17 from QB Trevor Lawrence.

MARVIN JONES JR., OCT. 6, 2013-SEPT. 26, 2021, RECEPTIONS BY QUARTERBACK

| QUARTERBACK | TEAM (YEAR) | COMPLETIONS TO JONES |
|------------------|----------------------|----------------------|
| Andy Dalton | Cincinnati (2013-15) | 91 |
| A.J. McCarron | Cincinnati (2015) | 18 |
| Matthew Stafford | Detroit (2016-20) | 263 |
| David Blough | Detroit (2019) | 6 |
| Jeff Driskel | Detroit (2020) | 14 |
| Chase Daniel | Detroit (2020) | 6 |
| Trevor Lawrence | Jacksonville (2021) | 17 |

Since entering the NFL in 2013, Jones has caught 52 TDs, which is the tied for the sixth-most in the NFL during that span.

| RK. | PLAYER (TEAMS) | RECEIVING TDS |
|-----|---------------------|---------------|
| 1. | WR Antonio Brown | 73 |
| 2. | WR Mike Evans | 63 |
| | WR DeAndre Hopkins | 63 |
| | WR Davante Adams | 63 |
| 5. | TE Jimmy Graham | 57 |
| 6. | TE Rob Gronkowski | 52 |
| | WR Marvin Jones Jr. | 52 |
| 8. | WR Odell Beckham | 51 |
| | TE Travis Kelce | 51 |
| 10. | Three players tied | 48 |



JAMAL SWAGNEW

In Week 2 against the Broncos, WR Jamal Agnew returned two kickoffs for 120 yards, including a 102-yard TD. Agnew is the only player in the NFL this season with a kickoff return for a touchdown, and his score was the longest kickoff return in the NFL since Bengals CB Brandon Wilson's 103-yard return for a TD in Week 12 last season.

SPECIAL TEAMS RETURN TDs, 2017-21

| RK. | PLAYER | PR TD | KR TD | TOTAL |
|-----|--------------------------|-------|-------|-------|
| 1. | WR Jamal Agnew | 4 | 2 | 7* |
| 2. | WR Jakeem Grant | 2 | 2 | 4 |
| 3. | WR Cordarrelle Patterson | 0 | 3 | 3 |

*In addition to his four punt return TDs and two kick return TDs, Agnew returned a field goal 109 yards for a touchdown in Week 3 against Arizona. It marked the longest play in franchise history, surpassing his 102-yard return the week prior.

LONGEST SCORING PLAYS, FRANCHISE HISTORY

| RK. | PLAYER | GAME | YARDS |
|-----|-----------------------|-----------------|----------|
| 1. | WR Jamal Agnew | 9/26/21 vs. ARI | 109 (TD) |
| 2. | WR Jamal Agnew | 9/19/21 vs. DEN | 102 (TD) |
| 3. | WR Marqise Lee | 12/18/16 at HOU | 100 (TD) |
| | RB Maurice Jones-Drew | 11/4/07 at N.O. | 100 (TD) |

RETURN ON INVESTMENT

Since his rookie season in 2017, WR Jamal Agnew leads the NFL in punt return touchdowns.

PUNT RETURN TDs NFL, 2017-PRESENT

| RK. | PLAYER | TDS |
|-----|----------------------------------|-----|
| 1. | WR Jamal Agnew (DET/JAX) | 4 |
| 2. | WR Jakeem Grant (MIA) | 2 |
| | WR Tyreek Hill (K.C.) | 2 |
| | RB Nyheim Hines (IND) | 2 |
| | DB Desmond King II (LAC/TEN/HOU) | 2 |

Agnew also leads the league in punt return average (min. 50 punt returns) and ranks in the top five in punt return yards since he entered the league in 2017. He is the only player to average at least 11.0 yards per return (min. 50 punts) and is one of four players in the NFL with at least 800 punt return yards since 2017.

HIGHEST PUNT RETURN AVG., MIN. 50 PUNT RETURNS, NFL, 2017-PRESENT

| RK. | PLAYER (TEAMS) | AVG. | YDS. | PR |
|-----|--------------------------|------|------|----|
| 1. | WR Jamal Agnew (DET/JAX) | 11.2 | 870 | 78 |
| 2. | WR Deonte Harris (N.O.) | 10.6 | 583 | 55 |
| 3. | RB Tarik Cohen (CHI) | 10.3 | 985 | 58 |

MOST PUNT RETURN YARDS, NFL, 2017-PRESENT

| RK. | PLAYER (TEAMS) | YDS. | PR |
|-----|------------------------------------|-------|-----|
| 1. | WR Andre Roberts (ATL/NYJ/BUF/HOU) | 1,047 | 112 |
| 2. | RB Tarik Cohen (CHI) | 985 | 96 |
| 3. | WR Alex Erickson (CIN/CAR) | 951 | 116 |
| 4. | WR Jamal Agnew (DET/JAX) | 870 | 78 |
| 5. | WR Jakeem Grant (MIA) | 800 | 78 |



PLAYER NOTES

HOUSE CALL JAMAL

WR Jamal Agnew returned a missed field goal 109 yards for a TD on the final play of the second quarter in Week 3, tied for the longest TD in NFL history. He became one of three players to return a touchdown 109 yards in NFL history.

LONGEST TDs, NFL HISTORY

| PLAYER | TEAM/YARDS | YEAR |
|--------------------------|------------|------|
| WR Jamal Agnew | JAX (109) | 2021 |
| WR Cordarrelle Patterson | MIN (109) | 2013 |
| CB Antonio Cromartie | S.D. (109) | 2007 |

REUNITED

S Rayshawn Jenkins and CB Shaquill Griffin are back together in the secondary after a 18-year hiatus. The two St. Petersburg natives played together for the Lakewood Junior Spartans at the age of 8.

Griffin and Jenkins both elected to stay in the Sunshine State for college with Griffin attending Central Florida and Jenkins playing for Miami (Fla.). The 2017 NFL Draft drew both of them to the West Coast when Griffin was selected by the Seattle Seahawks in the third round and Jenkins by the Los Angeles Chargers in the fourth.

In their first four seasons in the NFL, Jenkins (61 games played, 32 starts) and Griffin (57 games played, 53 starts) combined to play more than 100 games. For the next chapter of their careers, they decided to head back to the state of Florida where it all began as they both signed with the Jaguars in the 2021 offseason.

"It's just unreal. It's unbelievable actually," Jenkins said. "Even our city, it was a big deal for our city just seeing us get to be on the same team again and just having someone that you've known all your life on the same team with you. That makes a difference as well, so that's pretty cool ... The chemistry's already there. There's no building of chemistry [needed]."

The St. Petersburg duo each started the Jaguars preseason opener against Cleveland and picked up where they left off as youth teammates.

"It's like we didn't miss a beat," Griffin said. "I think that is the reason we are so close and continue to talk every day. It does not matter what it is, about football or about life, we are trying to watch each other grow. It's a brotherhood, he has been my brother since 5 years old."



JOSHIN' AROUND

DE/OLB Josh Allen sacked Texans QB Tyrod Taylor in Week 1 and QB Teddy Bridgewater in Week 2 to increase his career sack total to 15.0. Allen's 15.0 sacks are tied for the second-most among Jaguars players through their first 27 games in franchise history.

SACKS, FIRST 27 GAMES, FRANCHISE HISTORY

| RK. | PLAYER | SACKS |
|-----|------------------------------|-------|
| 1. | DE Yannick Ngakoue (2016-17) | 18.0 |
| 2. | DE/OLB Josh Allen (2019-21) | 15.0 |
| 3. | DE Tony Brackens (1996-97) | 14.0 |
| 4. | LB Dante Fowler (2016-17) | 10.5 |
| 5. | DE Ryan Davis (2012-15') | 8.5 |

Allen's 15.0 sacks since his rookie year are in the top five among the 2019 NFL draft class.

SACKS, 2019 DRAFT CLASS

| RK. | PLAYER (TEAM) | GAMES | SACKS |
|-----|-------------------------|-------|-------|
| 1. | DE Brian Burns (CAR) | 34 | 19.5 |
| 2. | DE Maxx Crosby (L.V.) | 35 | 19.0 |
| 3. | DE Montez Sweat (WAS) | 35 | 18.0 |
| 4. | DE/OLB Josh Allen (JAX) | 27 | 15.0 |
| 5. | DE Nick Bosa (S.F.) | 21 | 12.0 |

COOKE'S CORNER

P Logan Cooke punted six times for 289 yards and recorded one special teams tackle against Arizona in Week 3. His 46.3 net punting average leads all NFL punters in 2021 while his 50.8 gross average ranks fourth.

NET PUNTING AVERAGE (MIN. 5 PUNTS), NFL, 2021 SEASON

| RK. | PLAYER | PUNTS | NET AVG. | GROSS AVG. |
|-----|-------------------------|-------|----------|------------|
| 1. | P Logan Cooke (JAX) | 16 | 46.3 | 50.8 |
| 2. | P Andy Lee (ARI) | 12 | 51.5 | 45.6 |
| 3. | P Thomas Morstead (NYJ) | 7 | 46.4 | 44.1 |
| 4. | P Brett Kern (TEN) | 6 | 43.8 | 47.8 |

THE DUUUVAL DEFENSE

The Jaguars limited the Cardinals to 1-of-9 on third downs and 31 yards rushing in Week 3, both of which were season lows for Arizona. Through three games this year, Jacksonville has allowed 3.4 yards per carry, the seventh-lowest mark in the NFL.

DEFENSIVE RUSHING AVERAGE, NFL, 2021

| RK. | TEAM | CARRIES | YARDS | AVG. |
|-----|----------------------|---------|-------|------|
| 1. | Carolina Panthers | 51 | 135 | 2.65 |
| 2. | New Orleans Saints | 65 | 181 | 2.78 |
| 3. | Tampa Bay Buccaneers | 62 | 191 | 3.08 |
| 4. | Cleveland Browns | 64 | 201 | 3.14 |
| 5. | Cincinnati Bengals | 71 | 235 | 3.31 |
| 6. | Buffalo Bills | 66 | 224 | 3.39 |
| 7. | Jacksonville Jaguars | 101 | 347 | 3.44 |
| 8. | Pittsburgh Steelers | 74 | 265 | 3.58 |
| 9. | Baltimore Ravens | 66 | 237 | 3.59 |
| 10. | Denver Broncos | 49 | 178 | 3.63 |



TEAM RANKINGS

AMERICAN FOOTBALL CONFERENCE

| | OFFENSE | | | DEFENSE | | |
|-----------------------------|-----------|----------|-----------|-----------|----------|-----------|
| | TOTAL | RUSH | PASS | TOTAL | RUSH | PASS |
| Baltimore Ravens | 2 | *1 | 7 | 13 | 5 | 16 |
| Buffalo Bills | 6 | 4 T | 4 | 3 | 3 | 3 |
| Cincinnati Bengals | 14 | 7 | 14 | 5 | 4 | 9 |
| Cleveland Browns | 4 | 2 | 8 | 2 | 2 | 4 |
| Denver Broncos | 7 | 4 T | 5 | *1 | *1 | 2 |
| Houston Texans | 11 | 10 | 11 | 12 | 10 | 13 |
| Indianapolis Colts | 9 | 9 | 12 | 11 | 14 | 7 |
| Jacksonville Jaguars | 13 | 8 | 13 | 15 | 9 | 15 |
| Kansas City Chiefs | 3 | 6 | 3 | 16 | 15 | 14 |
| Las Vegas Raiders | *1 | 13 | *1 | 8 | 11 | 8 |
| Los Angeles Chargers | 5 | 14 | 2 | 10 | 16 | 5 |
| Miami Dolphins | 15 | 11 | 15 | 14 | 13 | 11 |
| New England Patriots | 10 | 12 | 9 | 4 | 12 | *1 |
| New York Jets | 16 | 15 | 16 | 6 | 8 | 6 |
| Pittsburgh Steelers | 12 | 16 | 6 | 7 | 6 | 12 |
| Tennessee Titans | 8 | 3 | 10 | 9 | 7 | 10 |

NATIONAL FOOTBALL CONFERENCE

| | OFFENSE | | | DEFENSE | | |
|----------------------|---------|------|------|---------|------|------|
| | TOTAL | RUSH | PASS | TOTAL | RUSH | PASS |
| Arizona Cardinals | *1 | 3 | 2 | 6 | 15 | 3 |
| Atlanta Falcons | 12 | 14 | 12 | 9 | 10 | 9 |
| Carolina Panthers | 4 | 7 T | 5 | 2 | *1 | 2 |
| Chicago Bears | 16 | 10 | 16 | 7 | 11 T | 6 |
| Dallas Cowboys | 13 | 12 | 13 | 3 | 2 | 5 |
| Detroit Lions | 7 | 7 T | 7 | 12 | 8 | 11 |
| Green Bay Packers | 11 | 15 | 10 | 5 | 9 | 4 |
| Los Angeles Rams | 6 | 13 | 3 | 10 | 6 | 12 |
| Minnesota Vikings | 2 | *1 | 4 | 14 | 11 T | 14 |
| New Orleans Saints | 15 | 2 | 15 | 4 | 3 | 7 |
| New York Giants | 8 | 5 T | 9 | 11 | 7 | 10 |
| Philadelphia Eagles | 14 | 4 | 14 | *1 | 5 | *1 |
| San Francisco 49ers | 9 | 9 | 8 | 8 | 13 | 8 |
| Seattle Seahawks | 5 | 5 T | 6 | 16 | 16 | 13 |
| Tampa Bay Buccaneers | 3 | 16 | *1 | 13 | 4 | 16 |
| Washington | 10 | 11 | 11 | 15 | 14 | 15 |

NATIONAL FOOTBALL LEAGUE

| | OFFENSE | | | DEFENSE | | |
|-----------------------------|-----------|-----------|-----------|-----------|-----------|-----------|
| | TOTAL | RUSH | PASS | TOTAL | RUSH | PASS |
| Arizona Cardinals | 2 | 8 | 3 | 11 | 29 | 7 |
| Atlanta Falcons | 24 | 28 | 23 | 20 | 20 | 18 |
| Baltimore Ravens | 4 | *1 | 16 | 25 | 9 | 31 |
| Buffalo Bills | 11 | 5 T | 10 | 5 | 7 | 5 |
| Carolina Panthers | 9 | 13 T | 8 | 2 | *1 | 2 |
| Chicago Bears | 32 | 19 | 32 | 13 | 21 T | 12 |
| Cincinnati Bengals | 26 | 16 | 27 | 9 | 8 | 15 |
| Cleveland Browns | 6 | 2 | 17 | 4 | 6 | 6 |
| Dallas Cowboys | 27 | 26 | 25 | 6 | 2 | 11 |
| Denver Broncos | 13 | 5 T | 11 | 3 | 3 | 4 |
| Detroit Lions | 15 | 13 T | 13 | 23 | 16 | 24 T |
| Green Bay Packers | 23 | 30 | 20 | 10 | 17 | 9 |
| Houston Texans | 21 | 21 | 22 | 24 | 19 | 23 |
| Indianapolis Colts | 19 | 18 | 24 | 19 | 28 | 13 |
| Jacksonville Jaguars | 25 | 17 | 26 | 29 | 18 | 29 |
| Kansas City Chiefs | 5 | 12 | 5 | 30 | 31 | 24 T |
| Las Vegas Raiders | *1 | 24 | *1 | 15 | 23 | 14 |
| Los Angeles Chargers | 8 | 25 | 4 | 18 | 32 | 8 |
| Los Angeles Rams | 12 | 27 | 6 | 21 | 12 | 26 |
| Miami Dolphins | 28 | 22 | 28 | 26 | 27 | 20 |
| Minnesota Vikings | 3 | 4 | 7 | 28 | 21 T | 28 |
| New England Patriots | 20 | 23 | 18 | 7 | 25 | 3 |
| New Orleans Saints | 31 | 7 | 31 | 8 | 4 | 16 |
| New York Giants | 16 | 10 T | 15 | 22 | 14 | 22 |
| New York Jets | 30 | 29 | 29 | 12 | 15 | 10 |
| Philadelphia Eagles | 29 | 9 | 30 | *1 | 10 | *1 |
| Pittsburgh Steelers | 22 | 32 | 12 | 14 | 11 | 21 |
| San Francisco 49ers | 17 | 15 | 14 | 17 | 24 | 17 |
| Seattle Seahawks | 10 | 10 T | 9 | 32 | 30 | 27 |
| Tampa Bay Buccaneers | 7 | 31 | 2 | 27 | 5 | 32 |
| Tennessee Titans | 14 | 3 | 19 | 16 | 13 | 19 |
| Washington | 18 | 20 | 21 | 31 | 26 | 30 |

* = NFL leader | T = Tied for position



JAGUARS 2021 STATS

JACKSONVILLE JAGUARS / REGULAR SEASON WEEK 3 / THROUGH SUNDAY, SEPTEMBER 26, 2021

| WON 0, LOST 3 | | | | URBAN MEYER (3 GAMES) / BOB SUTTON (3 GAMES) | |
|---------------|---|-------|------------|--|--|
| 09/12 | L | 21-37 | at Houston | 68,105 | |
| 09/19 | L | 13-23 | Denver | 58,461 | |
| 09/26 | L | 19-31 | Arizona | 58,012 | |

| 2021 TEAM STATISTICS | | | JAX | OPP. |
|----------------------------------|--|--|----------------|----------------|
| FIRST DOWNS | | | 52 | 47 |
| Rushing | | | 17 | 23 |
| Passing | | | 29 | 38 |
| Penalty | | | 6 | 6 |
| Third Down-Made/Att | | | 9/33 | 15/41 |
| Third Down Efficiency | | | 27.3% | 36.6% |
| Fourth Down-Made/Att | | | 3/3 | 4/4 |
| Fourth Down Efficiency | | | 100.0% | 100.0% |
| TOTAL NET YARDS | | | 899 | 1,254 |
| Avg. Per Game | | | 299.7 | 418.0 |
| Total Plays | | | 184 | 206 |
| Avg. Per Play | | | 4.9 | 6.1 |
| NET YARDS RUSHING | | | 310 | 347 |
| Avg. Per Game | | | 103.3 | 115.7 |
| Total Rushes | | | 61 | 101 |
| Avg. Per Rush | | | 5.1 | 3.4 |
| NET YARDS PASSING | | | 589 | 907 |
| Avg. Per Game | | | 196.3 | 302.3 |
| Sacked/Yards Lost | | | 5/80 | 4/28 |
| Gross Yards | | | 669 | 935 |
| Attempts/Completions | | | 118/64 | 101/75 |
| Pct. of Completion | | | 54.2% | 74.3% |
| Had Intercepted | | | 7 | 1 |
| PUNTS/AVERAGE | | | 16/50.8 | 15/46.6 |
| Net Punting Average | | | 46.3 | 44.4 |
| PUNT RETURN/AVG. | | | 4/3.3 | 7/10.4 |
| KICKOFF RETURN/AVG. | | | 3/46.0 | 2/23.5 |
| INTERCEPTION RETURN/AVG. | | | 1/23.0 | 7/11.9 |
| PENALTIES/YARDS | | | 21/192 | 22/209 |
| FUMBLES/BALL LOST | | | 5/2 | 2/0 |
| TOUCHDOWNS | | | 8 | 10 |
| Rushing | | | 1 | 5 |
| Passing | | | 5 | 4 |
| Returns | | | 2 | 1 |
| EXTRA POINTS/ATTEMPTS | | | 5/7 | 10/10 |
| TWO POINT CONVERSION/ATT. | | | 0/1 | 0/0 |
| FIELD GOALS/ATTEMPTS | | | 0/3 | 7/8 |
| AVG. TIME OF POSSESSION | | | 24:24 | 35:36 |

| * SCORE BY PERIODS | | | | | | |
|--------------------|----|----|----|----|----|-----|
| | Q1 | Q2 | Q3 | Q4 | OT | PTS |
| TEAM | 7 | 20 | 13 | 13 | 0 | 53 |
| OPPONENTS | 24 | 20 | 34 | 13 | 0 | 91 |

| SCORING | | | | | | | | |
|--------------|----|----|----|----|-------|-----|-----|-----|
| | TD | RU | PA | RT | K-PAT | FG | 2PT | PTS |
| J. Agnew | 2 | 0 | 0 | 2 | 0/0 | 0/0 | 0 | 12 |
| D. Chark Jr. | 2 | 0 | 2 | 0 | 0/0 | 0/0 | 0 | 12 |
| M. Jones Jr. | 2 | 0 | 2 | 0 | 0/0 | 0/0 | 0 | 12 |
| C. Manhertz | 1 | 0 | 1 | 0 | 0/0 | 0/0 | 0 | 6 |
| J. Robinson | 1 | 1 | 0 | 0 | 0/0 | 0/0 | 0 | 6 |
| J. Lambo | 0 | 0 | 0 | 0 | 5/7 | 0/3 | 0 | 5 |
| TEAM | 8 | 1 | 5 | 2 | 5/7 | 0/3 | 0 | 53 |
| OPPONENTS | 10 | 5 | 4 | 1 | 10/10 | 7/8 | 0 | 91 |

2-Pt Conv: TM 0-1, OPP 0-0

J. Lambo: (55WL) (52WR, 48WL) (-)

OPP: (40G, 26G, 25G) (32G, 46G, 40G) (68, 34G)

SACKS: J. Allen 2.0, A. Gotsis 1.0, A. Wingard 1.0, TM 4.0, OPP 4.0 FUM/LOST: T. Lawrence 2/2, J. Robinson 2/0, L. Farrell 1/0, TM 5/2, OPP 2/0

| * PASSING | | | | | | | | | | | | | |
|-------------|-----|-----|-----|------|---------|----|-----|-----|------|------|------|------|--------|
| | ATT | CMP | YDS | CMP% | YDS/ATT | TD | TD% | INT | INT% | LONG | SACK | LOST | RATING |
| T. Lawrence | 118 | 64 | 669 | 54.2 | 5.7 | 5 | 4.2 | 7 | 5.9 | 41t | 5.0 | 80 | 60.3 |
| TEAM | 118 | 64 | 669 | 54.2 | 5.7 | 5 | 4.2 | 7 | 5.9 | 41t | 5 | 80 | 60.3 |
| OPPONENTS | 101 | 75 | 935 | 74.3 | 9.3 | 4 | 4.0 | 1 | 1.0 | 55 | 4 | 28 | 111.6 |

| * RUSHING | | | | | |
|-----------------|-----|-----|-----|------|----|
| | NO. | YDS | AVG | LONG | TD |
| J. Robinson | 31 | 160 | 5.2 | 21 | 1 |
| C. Hyde | 19 | 95 | 5.0 | 18 | 0 |
| T. Lawrence | 9 | 46 | 5.1 | 11 | 0 |
| L. Shenault Jr. | 2 | 9 | 4.5 | 9 | 0 |
| TEAM | 61 | 310 | 5.1 | 21 | 1 |
| OPPONENTS | 101 | 347 | 3.4 | 29 | 5 |

| * RECEIVING | | | | | | |
|------------------|-----|-----|-----|------|------|----|
| | TAR | NO. | YDS | AVG | LONG | TD |
| M. Jones Jr. | 28 | 17 | 194 | 11.4 | 33 | 2 |
| D. Chark Jr. | 22 | 7 | 154 | 22.0 | 41t | 2 |
| L. Shenault Jr. | 21 | 13 | 95 | 7.3 | 20 | 0 |
| J. Robinson | 15 | 12 | 92 | 7.7 | 15 | 0 |
| J. O'Shaughnessy | 9 | 7 | 72 | 10.3 | 24 | 0 |
| J. Hollister | 6 | 2 | 15 | 7.5 | 9 | 0 |
| C. Hyde | 4 | 2 | 14 | 7.0 | 9 | 0 |
| L. Farrell | 4 | 2 | 14 | 2.5 | 6 | 0 |
| C. Manhertz | 2 | 1 | 22 | 22.0 | 22t | 1 |
| T. Johnson | 2 | 1 | 6 | 6.0 | 6 | 0 |
| P. Dorsett II | 1 | 0 | 0 | 0.0 | 0 | 0 |
| D. Smith | 1 | 0 | 0 | 0.0 | 0 | 0 |
| L. Treadwell | 1 | 0 | 0 | 0.0 | 0 | 0 |
| TEAM | 115 | 64 | 669 | 10.5 | 41t | 5 |
| OPPONENTS | 100 | 75 | 935 | 12.5 | 55 | 4 |

| * INTERCEPTIONS | | | | | |
|-----------------|-----|-----|------|------|----|
| | NO. | YDS | AVG | LONG | TD |
| A. Wingard | 1 | 23 | 23.0 | 23 | 0 |
| TEAM | 1 | 23 | 23.0 | 23 | 0 |
| OPPONENTS | 7 | 83 | 11.9 | 29t | 1 |

| * FUMBLES | | | | | |
|-----------------|-----|-----|----|-----|----|
| | FUM | LST | FF | REC | TD |
| T. Lawrence | 2 | 2 | 0 | 0 | 0 |
| J. Robinson | 2 | 0 | 0 | 0 | 0 |
| L. Farrell | 1 | 0 | 0 | 0 | 0 |
| L. Shenault Jr. | 0 | 0 | 0 | 1 | 0 |
| TEAM | 5 | 2 | 0 | 1 | 0 |
| OPPONENTS | 2 | 0 | 0 | 0 | 0 |

| * PUNTING | | | | | | | |
|-----------|-----|-----|------|------|----|----|----|
| | NO. | YDS | AVG | NET | TB | IN | LG |
| L. Cooke | 16 | 813 | 50.8 | 46.3 | 0 | 5 | 64 |
| TEAM | 16 | 813 | 50.8 | 46.3 | 0 | 5 | 64 |
| OPPONENTS | 15 | 699 | 46.6 | 44.4 | 1 | 7 | 59 |

| * PUNT RETURNS | | | | | | |
|----------------|-----|----|-----|------|------|----|
| | RET | FC | YDS | AVG | LONG | TD |
| J. Agnew | 4 | 6 | 13 | 3.3 | 10 | 0 |
| TEAM | 4 | 6 | 13 | 3.3 | 10 | 0 |
| OPPONENTS | 7 | 4 | 73 | 10.4 | 27 | 0 |

| * KICKOFF RETURNS | | | | | |
|-------------------|-----|-----|------|------|----|
| | NO. | YDS | AVG | LONG | TD |
| J. Agnew | 3 | 138 | 46.0 | 102t | 1 |
| TEAM | 3 | 138 | 46.0 | 102t | 1 |
| OPPONENTS | 2 | 47 | 23.5 | 24 | 0 |

| * FIELD GOALS | | | | | |
|---------------|------|-------|-------|-------|-----|
| | 1-19 | 20-29 | 30-39 | 40-49 | 50+ |
| J. Lambo | 0/0 | 0/0 | 0/0 | 0/1 | 0/2 |
| TEAM | 0/0 | 0/0 | 0/0 | 0/1 | 0/2 |
| OPPONENTS | 0/0 | 2/2 | 2/2 | 3/3 | 0/1 |



BENGALS 2021 STATS

CINCINNATI BENGALS / REGULAR SEASON WEEK 3 / THROUGH SUNDAY, SEPTEMBER 26, 2021

| WON 2, LOST 1 | | | | ZAC TAYLOR (3 GAMES) |
|---------------|---|------------|---------------|----------------------|
| 09/12 | W | 27-24 (OT) | Minnesota | 56,525 |
| 09/19 | L | 17-20 | at Chicago | 60,840 |
| 09/26 | W | 24-10 | at Pittsburgh | 58,076 |

| 2021 TEAM STATISTICS | | | CIN | OPP. |
|----------------------------------|--|-------|----------------|----------------|
| FIRST DOWNS | | | 46 | 61 |
| Rushing | | | 13 | 13 |
| Passing | | | 29 | 39 |
| Penalty | | | 4 | 9 |
| Third Down-Made/Att | | 12/36 | 21/50 | |
| Third Down Efficiency | | 33.3% | 42.0% | |
| Fourth Down-Made/Att | | 2/4 | 2/5 | |
| Fourth Down Efficiency | | 50.0% | 40.0% | |
| TOTAL NET YARDS | | | 882 | 951 |
| Avg. Per Game | | | 294.0 | 317.0 |
| Total Plays | | | 165 | 213 |
| Avg. Per Play | | | 5.3 | 4.5 |
| NET YARDS RUSHING | | | 314 | 235 |
| Avg. Per Game | | | 104.7 | 78.3 |
| Total Rushes | | | 80 | 71 |
| Avg. Per Rush | | | 3.9 | 3.3 |
| NET YARDS PASSING | | | 568 | 716 |
| Avg. Per Game | | | 189.3 | 238.7 |
| Sacked/Yards Lost | | 10/72 | 10/80 | |
| Gross Yards | | | 640 | 796 |
| Attempts/Completions | | 75/53 | 132/90 | |
| Pct. of Completion | | 70.7% | 68.2% | |
| Had Intercepted | | | 4 | 3 |
| PUNTS/AVERAGE | | | 14/46.3 | 16/45.8 |
| Net Punting Average | | | 43.0 | 39.8 |
| PUNT RETURN/AVG. | | | 8/9.6 | 2/13.0 |
| KICKOFF RETURN/AVG. | | | 6/19.7 | 3/17.7 |
| INTERCEPTION RETURN/AVG. | | | 3/10.3 | 4/19.3 |
| PENALTIES/YARDS | | | 17/161 | 30/259 |
| FUMBLES/BALL LOST | | | 1/1 | 3/1 |
| TOUCHDOWNS | | | 8 | 6 |
| Rushing | | | 1 | 1 |
| Passing | | | 7 | 4 |
| Returns | | | 0 | 1 |
| EXTRA POINTS/ATTEMPTS | | | 8/8 | 6/6 |
| TWO POINT CONVERSION/ATT. | | | 0/0 | 0/0 |
| FIELD GOALS/ATTEMPTS | | | 4/4 | 4/5 |
| AVG. TIME OF POSSESSION | | | 27:44 | 32:16 |

| * SCORE BY PERIODS | | | | | | | |
|--------------------|----|----|----|----|----|-----|--|
| | Q1 | Q2 | Q3 | Q4 | OT | PTS | |
| TEAM | 7 | 21 | 20 | 17 | 3 | 68 | |
| OPPONENTS | 7 | 14 | 7 | 26 | 0 | 54 | |

| SCORING | | | | | | | | | |
|--------------|----|----|----|----|-------|-----|-----|---|-----|
| | TD | RU | PA | RT | K-PAT | FG | 2PT | S | PTS |
| J. Chase | 4 | 0 | 4 | 0 | 0/0 | 0/0 | 0 | 0 | 24 |
| E. McPherson | 0 | 0 | 0 | 0 | 8/8 | 4/4 | 0 | 0 | 20 |
| T. Higgins | 2 | 0 | 2 | 0 | 0/0 | 0/0 | 0 | 0 | 12 |
| T. Boyd | 1 | 0 | 1 | 0 | 0/0 | 0/0 | 0 | 0 | 6 |
| J. Mixon | 1 | 1 | 0 | 0 | 0/0 | 0/0 | 0 | 0 | 6 |
| TEAM | 8 | 1 | 7 | 0 | 8/8 | 4/4 | 0 | 0 | 68 |
| OPPONENTS | 6 | 1 | 4 | 1 | 6/6 | 4/5 | 0 | 0 | 54 |

2-Pt Conv: TM 0-0, OPP 0-0

E. McPherson: (53G, 33G) (53G) (43G)

OPP: (53G) (28G, 22G) (42WL, 26G)

SACKS: B. Hill 3.0, T. Hendrickson 2.5, S. Hubbard 1.5, L. Ogunjobi 1.0, D. Reader 1.0, C. Sample 1.0, TM 10.0, OPP 10.0 FUM/LOST: T. Higgins 1/1, TM 1/1, OPP 3/1

| * PASSING | | | | | | | | | | | | | |
|-----------|-----|-----|-----|------|---------|----|-----|-----|------|------|------|------|--------|
| | ATT | CMP | YDS | CMP% | YDS/ATT | TD | TD% | INT | INT% | LONG | SACK | LOST | RATING |
| J. Burrow | 75 | 53 | 640 | 70.7 | 8.5 | 7 | 9.3 | 4 | 5.3 | 50t | 10.0 | 72 | 105.4 |
| TEAM | 75 | 53 | 640 | 70.7 | 8.5 | 7 | 9.3 | 4 | 5.3 | 50t | 10 | 72 | 105.4 |
| OPPONENTS | 132 | 90 | 796 | 68.2 | 6.0 | 4 | 3.0 | 3 | 2.3 | 34 | 10 | 80 | 84.7 |

| * RUSHING | | | | | |
|-----------|-----|-----|------|------|----|
| | NO. | YDS | AVG | LONG | TD |
| J. Mixon | 67 | 286 | 4.3 | 27 | 1 |
| S. Perine | 6 | 21 | 3.5 | 13 | 0 |
| J. Burrow | 6 | 9 | 1.5 | 8 | 0 |
| J. Chase | 1 | -2 | -2.0 | -2 | 0 |
| TEAM | 80 | 314 | 3.9 | 27 | 1 |
| OPPONENTS | 71 | 235 | 3.3 | 20 | 1 |

| * RECEIVING | | | | | | |
|-------------|-----|-----|-----|------|------|----|
| | TAR | NO. | YDS | AVG | LONG | TD |
| T. Boyd | 19 | 14 | 141 | 10.1 | 22 | 1 |
| J. Chase | 16 | 11 | 220 | 20.0 | 50t | 4 |
| T. Higgins | 15 | 10 | 118 | 11.8 | 28 | 2 |
| J. Mixon | 7 | 6 | 29 | 4.8 | 12 | 0 |
| C. Uzomah | 5 | 4 | 39 | 9.8 | 32 | 0 |
| M. Thomas | 4 | 2 | 24 | 12.0 | 19 | 0 |
| C. Evans | 3 | 3 | 40 | 13.3 | 14 | 0 |
| S. Perine | 3 | 2 | 15 | 7.5 | 8 | 0 |
| A. Tate | 1 | 1 | 14 | 14.0 | 14 | 0 |
| TEAM | 73 | 53 | 640 | 12.1 | 50t | 7 |
| OPPONENTS | 128 | 90 | 796 | 8.8 | 34 | 4 |

| * INTERCEPTIONS | | | | | |
|-----------------|-----|-----|------|------|----|
| | NO. | YDS | AVG | LONG | TD |
| L. Wilson | 3 | 31 | 10.3 | 18 | 0 |
| TEAM | 3 | 31 | 10.3 | 18 | 0 |
| OPPONENTS | 4 | 77 | 19.3 | 53t | 1 |

| * FUMBLES | | | | | |
|------------|-----|-----|----|-----|----|
| | FUM | LST | FF | REC | TD |
| T. Higgins | 1 | 1 | 0 | 0 | 0 |
| TEAM | 1 | 1 | 0 | 0 | 0 |
| OPPONENTS | 3 | 1 | 0 | 2 | 0 |

| * PUNTING | | | | | | | | |
|-----------|-----|-----|------|------|----|----|----|---|
| | NO. | YDS | AVG | NET | TB | IN | LG | B |
| K. Huber | 14 | 648 | 46.3 | 43.0 | 1 | 7 | 61 | 0 |
| TEAM | 14 | 648 | 46.3 | 43.0 | 1 | 7 | 61 | 0 |
| OPPONENTS | 16 | 733 | 45.8 | 39.8 | 1 | 4 | 63 | 0 |

| * PUNT RETURNS | | | | | | |
|----------------|-----|----|-----|------|------|----|
| | RET | FC | YDS | AVG | LONG | TD |
| D. Phillips | 8 | 6 | 77 | 9.6 | 16 | 0 |
| TEAM | 8 | 6 | 77 | 9.6 | 16 | 0 |
| OPPONENTS | 2 | 6 | 26 | 13.0 | 14 | 0 |

| * KICKOFF RETURNS | | | | | |
|-------------------|-----|-----|------|------|----|
| | NO. | YDS | AVG | LONG | TD |
| B. Wilson | 6 | 118 | 19.7 | 30 | 0 |
| TEAM | 6 | 118 | 19.7 | 30 | 0 |
| OPPONENTS | 3 | 53 | 17.7 | 22 | 0 |

| * FIELD GOALS | | | | | |
|---------------|------|-------|-------|-------|-----|
| | 1-19 | 20-29 | 30-39 | 40-49 | 50+ |
| E. McPherson | 0/0 | 0/0 | 1/1 | 1/1 | 2/2 |
| TEAM | 0/0 | 0/0 | 1/1 | 1/1 | 2/2 |
| OPPONENTS | 0/0 | 3/3 | 0/0 | 0/1 | 1/1 |



ALPHABETICAL ROSTER

| NO. | NAME | POS | HT | WT | DOB | EXP | COLLEGE | HOMETOWN | HOW ACQ |
|-----|-----------------------|--------|------|-----|------------|-----|-----------------------|-------------------------|----------------|
| 39 | Agnew, Jamal | WR | 5-10 | 190 | 4/3/1995 | 5 | San Diego | San Diego, Calif. | UFA (DET)-'21 |
| 53 | Allen, Dakota | LB | 6-1 | 220 | 11/2/1995 | 3 | Texas Tech | Humble, Texas | PS (LAR)-'19 |
| 41 | Allen, Josh | DE/OLB | 6-5 | 255 | 7/13/1997 | 3 | Kentucky | Montclair, N.J. | D1-'19 |
| 85 | Arnold, Dan | TE | 6-6 | 240 | 3/15/1995 | 5 | Wisconsin-Platteville | Janesville, Wisc. | T (CAR)-'21 |
| 78 | Bartch, Ben | OL | 6-6 | 315 | 7/22/1998 | 2 | St. John's (Minn.) | Dayton, Ore. | D4-'20 |
| 3 | Beathard, C.J. | QB | 6-2 | 215 | 11/16/1993 | 5 | Iowa | Franklin, Tenn. | UFA (S.F.)-'21 |
| 90 | Brown, Malcom | DT | 6-2 | 330 | 2/2/1994 | 7 | Texas | Brenham, Texas | T (N.O.)-'21 |
| 93 | Bryan, Taven | DL | 6-5 | 295 | 3/11/1996 | 4 | Florida | Casper, Wyo. | D1-'18 |
| 32 | Campbell, Tyson | CB | 6-1 | 195 | 3/17/2000 | R | Georgia | Miramar, Fla. | D2-'21 |
| 60 | Cann, A.J. | OL | 6-3 | 320 | 3/10/1991 | 7 | South Carolina | Bamberg, S.C. | D3-'15 |
| 45 | Chaisson, K'Lavon | DE/OLB | 6-3 | 245 | 7/25/1999 | 2 | LSU | Houston, Texas | D1-'20 |
| 17 | Chark Jr., DJ | WR | 6-4 | 210 | 9/23/1996 | 4 | LSU | Alexandria, La. | D2-'18 |
| 38 | Cisco, Andre | S | 6-0 | 210 | 3/23/2000 | R | Syracuse | Queens, N.Y. | D3-'21 |
| 27 | Claybrooks, Chris | CB | 5-9 | 180 | 7/17/1997 | 2 | Memphis | Nashville, Tenn. | D7-'20 |
| 9 | Cooke, Logan | P | 6-5 | 230 | 7/28/1995 | 4 | Mississippi State | Darbus, Miss. | D7b-'18 |
| 89 | Farrell, Luke | TE | 6-5 | 250 | 10/14/1997 | R | Ohio State | Perry, Ohio | D5-'21 |
| 5 | Ford, Rudy | S | 6-0 | 210 | 11/1/1994 | 5 | Auburn | New Hope, Ala. | UFA (PHI)-'21 |
| 96 | Gotsis, Adam | DL | 6-4 | 290 | 9/23/1992 | 6 | Georgia Tech | Melbourne, Australia | FA-'21 |
| 26 | Griffin, Shaquill | CB | 6-0 | 200 | 7/20/1995 | 5 | Central Florida | St. Petersburg, Fla. | UFA (SEA)-'21 |
| 52 | Hamilton, DaVon | DT | 6-4 | 335 | 2/1/1997 | 2 | Ohio State | Pickerington, Ohio | D3-'20 |
| 37 | Herndon, Tre | CB | 5-11 | 190 | 3/5/1996 | 4 | Vanderbilt | Chattanooga, Tenn. | FA-'18 |
| 86 | Hollister, Jacob | TE | 6-4 | 245 | 11/18/1993 | 4 | Wyoming | Beaverton, Ore. | FA-'21 |
| 24 | Hyde, Carlos | RB | 6-0 | 230 | 9/20/1990 | 8 | Ohio State | Cincinnati, Ohio | UFA (SEA)-'21 |
| 44 | Jack, Myles | LB | 6-1 | 255 | 9/3/1995 | 6 | UCLA | Scottsdale, Ariz. | D2-'16 |
| 2 | Jenkins, Rayshawn | S | 6-1 | 200 | 1/25/1994 | 5 | Miami | St. Petersburg, Fla. | UFA (LAC)-'21 |
| 12 | Johnson, Tyron | WR | 6-1 | 193 | 1/8/1996 | 2 | Oklahoma State | New Orleans, La. | W (LAC)-'21 |
| 11 | Jones Jr., Marvin | WR | 6-2 | 199 | 3/12/1990 | 10 | California | Long Beach, Calif. | UFA (DET)-'21 |
| 4 | Lambo, Josh | K | 6-0 | 210 | 11/19/1990 | 7 | Texas A&M | Lansing, Mich. | FA-'17 |
| 16 | Lawrence, Trevor | QB | 6-6 | 220 | 10/6/1999 | R | Clemson | Cartersville, Ga. | D1-'21 |
| 21 | Lawson, Nevin | CB | 5-10 | 190 | 4/23/1991 | 8 | Utah State | Lauderhill, Fla. | FA-'21 |
| 65 | Linder, Brandon | OL | 6-6 | 315 | 1/25/1992 | 8 | Miami (Fla.) | Southwest Ranches, Fla. | D3-'14 |
| 84 | Manhertz, Chris | TE | 6-6 | 260 | 4/10/1992 | 6 | Canisius | Bronx, N.Y. | UFA (CAR)-'21 |
| 46 | Maticcik, Ross | LS | 6-0 | 240 | 9/13/1996 | 2 | Baylor | McKinney, Texas | FA-'20 |
| 55 | McCray, Lerentee | DE/OLB | 6-3 | 250 | 8/26/1990 | 7 | Florida | Ocala, Fla. | UFA (BUF)-'17 |
| 68 | Norwell, Andrew | OL | 6-6 | 340 | 10/25/1991 | 8 | Ohio State | Cincinnati, Ohio | UFA (CAR)-'18 |
| 33 | Ogunbowale, Dare | RB | 5-10 | 215 | 5/4/1994 | 4 | Wisconsin | Milwaukee, Wisc. | FA-'20 |
| 50 | Quarterman, Shaquille | LB | 6-0 | 240 | 10/28/1997 | 2 | Miami (Fla.) | Orange Park, Fla. | D4b-'20 |
| 76 | Richardson Jr., Will | OL | 6-6 | 320 | 1/4/1996 | 4 | North Carolina State | Burlington, N.C. | D4-'18 |
| 95 | Robertson-Harris, Roy | DL | 6-5 | 290 | 7/23/1993 | 6 | Texas-El Paso | Oakland, Calif. | UFA (CHI)-'21 |
| 74 | Robinson, Cam | OL | 6-6 | 335 | 10/9/1995 | 5 | Alabama | West Monroe, La. | D2-'17 |
| 25 | Robinson, James | RB | 5-9 | 220 | 8/9/1998 | 2 | Illinois State | Rockford, Ill. | FA-'20 |
| 49 | Russell, Chapelle | LB | 6-2 | 236 | 1/20/1997 | 2 | Temple | Lakewood Township, N.J. | W (T.B.)-'20 |
| 69 | Shatley, Tyler | OL | 6-3 | 305 | 5/5/1991 | 8 | Clemson | Icard, N.C. | FA-'14 |
| 10 | Shenault Jr., Laviska | WR | 6-1 | 220 | 10/5/1998 | 2 | Colorado | DeSoto, Texas | D2-'20 |
| 92 | Smith, Jordan | DE/OLB | 6-7 | 250 | 4/10/1998 | R | Alabama-Birmingham | Lithonia, Ga. | D4-'21 |
| 91 | Smoot, Dawuane | DL | 6-3 | 275 | 3/2/1995 | 5 | Illinois | Groveport, Ohio | D3-'17 |
| 75 | Taylor, Jawaan | OL | 6-5 | 330 | 11/25/1997 | 3 | Florida | Cocoa, Fla. | D2-'19 |
| 20 | Thomas, Daniel | S | 5-10 | 215 | 7/1/1998 | 2 | Auburn | Montgomery, Ala. | D5a-'20 |
| 97 | Tufele, Jay | DT | 6-3 | 310 | 7/25/1999 | R | Southern California | Salt Lake City, Utah | D4-'21 |
| 6 | Ward, Jihad | DL | 6-5 | 290 | 5/11/1994 | 6 | Illinois | Philadelphia, Pa. | UFA (BAL)-'21 |
| 54 | Wilson, Damien | LB | 6-0 | 260 | 5/28/1993 | 7 | Minnesota | Gloster, Miss. | UFA (K.C.)-'21 |
| 42 | Wingard, Andrew | S | 6-0 | 200 | 12/5/1996 | 3 | Wyoming | Arvada, Colo. | FA-'19 |

Practice Squad (16)

| | | | | | | | | | |
|----|-------------------------|----|------|-----|------------|---|----------------------|-------------------|--------------|
| 35 | Burns, Lorenzo | CB | 5-10 | 183 | 10/10/1997 | R | Arizona | Murrieta, Calif. | W (ARI)-'21 |
| 58 | Costin, Doug | DT | 6-2 | 320 | 10/5/1997 | 2 | Miami (Ohio) | West Chester, Pa. | FA-'20 |
| 88 | Cotton Jr., Jeff | WR | 6-2 | 204 | 4/17/1997 | 1 | Idaho | Tucson, Ariz. | FA-'21 |
| 31 | Cottrell, Nathan | RB | 5-11 | 195 | 8/2/1996 | 2 | Georgia Tech | Knoxville, Tenn. | FA-'20 |
| 81 | Hammond, Josh | WR | 6-0 | 195 | 7/24/1998 | 1 | Florida | Hallandale, Fla. | FA-'20 |
| 83 | Jones, Tim | WR | 6-1 | 200 | 5/15/1998 | R | Southern Mississippi | Biloxi, Miss. | FA-'21 |
| 14 | Lauletta, Kyle | QB | 6-3 | 222 | 3/17/1995 | 2 | Richmond | Exton, Pa. | FA-'21 |
| 62 | McDermott, KC | OL | 6-5 | 330 | 4/18/1996 | 3 | Miami (Fla.) | Wellington, Fla. | FA-'18 |
| 22 | Ozigbo, Devine | RB | 6-2 | 230 | 2/10/1996 | 3 | Nebraska | Sachse, Texas | W (N.O.)-'19 |
| 29 | Rusnak, Brandon | DB | 5-11 | 200 | 7/11/1995 | 3 | Michigan | Wilmington, Del. | FA-'19 |
| 19 | Smith, Devin | WR | 6-1 | 199 | 3/3/1992 | 6 | Ohio State | Akron, Ohio | FA-'21 |
| 87 | Sokol, Matt | TE | 6-5 | 249 | 11/9/1995 | 1 | Michigan State | Rochester, Mich. | FA-'21 |
| 73 | Traore, Badara | OL | 6-7 | 327 | 3/12/1997 | 2 | LSU | Boston, Mass. | W (CHI)-'21 |
| 18 | Treadwell, Laquon | WR | 6-2 | 215 | 6/14/1995 | 5 | Mississippi | Chicago, Illinois | FA-'21 |
| 77 | Wallace-Simms, Tre'Vour | OL | 6-5 | 360 | 9/25/1997 | 2 | Missouri | St. Louis, Ill. | FA-'20 |
| 15 | Wright, Matthew | K | 6-0 | 179 | 3/22/1996 | 2 | Central Florida | Lancaster, Pa. | FA-'21 |

Injured Reserve - Designated For Return (1)

| | | | | | | | | | |
|---|---------------|----|-----|-----|-----------|---|---------------|----------------|--------|
| 7 | Austin, Tavon | WR | 5-8 | 180 | 3/15/1990 | 8 | West Virginia | Baltimore, Md. | FA-'21 |
|---|---------------|----|-----|-----|-----------|---|---------------|----------------|--------|

Injured Reserve (3)

| | | | | | | | | | |
|----|----------------------|----|------|-----|------------|---|----------------|------------------|--------------|
| 1 | Etienne Jr., Travis | RB | 5-10 | 215 | 1/26/1999 | R | Clemson | Jennings, La. | D1-'21 |
| 14 | Godwin, Terry | WR | 5-11 | 180 | 10/23/1996 | 2 | Georgia | Hogansville, Ga. | FA-'19 |
| 80 | O'Shaughnessy, James | TE | 6-4 | 245 | 1/14/1992 | 6 | Illinois State | Naperville, Ill. | W (N.E.)-'17 |

Reserve/COVID-19 (1)

| | | | | | | | | | |
|----|----------------|----|-----|-----|----------|---|----------|----------------|--------|
| 72 | Little, Walker | OL | 6-7 | 325 | 4/1/1999 | R | Stanford | Houston, Texas | D2-'21 |
|----|----------------|----|-----|-----|----------|---|----------|----------------|--------|

Non-Football Injury (NF) (1)

| | | | | | | | | | |
|----|--------------|----|-----|-----|-----------|---|---------|-----------------|--------|
| 48 | Moses, Dylan | LB | 6-3 | 230 | 5/25/1998 | R | Alabama | Alexandria, La. | FA-'21 |
|----|--------------|----|-----|-----|-----------|---|---------|-----------------|--------|



NUMERICAL ROSTER

| NO. | NAME | POS | HT | WT | DOB | AGE | EXP | COLLEGE | HOMETOWN | HOW ACQ |
|-----|-----------------------|--------|------|-----|----------|-----|-----|-----------------------|-------------------------|----------------|
| 2 | Jenkins, Rayshawn | S | 6-1 | 200 | 1/25/94 | 27 | 5 | Miami | St. Petersburg, Fla. | UFA (LAC)-'21 |
| 3 | Beathard, C.J. | QB | 6-2 | 215 | 11/16/93 | 27 | 5 | Iowa | Franklin, Tenn. | UFA (S.F.)-'21 |
| 4 | Lambo, Josh | K | 6-0 | 210 | 11/19/90 | 30 | 7 | Texas A&M | Lansing, Mich. | FA-'17 |
| 5 | Ford, Rudy | S | 6-0 | 210 | 11/1/94 | 26 | 5 | Auburn | New Hope, Ala. | UFA (PHI)-'21 |
| 6 | Ward, Jihad | DL | 6-5 | 290 | 5/11/94 | 27 | 6 | Illinois | Philadelphia, Pa. | UFA (BAL)-'21 |
| 9 | Cooke, Logan | P | 6-5 | 230 | 7/28/95 | 26 | 4 | Mississippi State | Darburn, Miss. | D7b-'18 |
| 10 | Shenault Jr., Laviska | WR | 6-1 | 220 | 10/5/98 | 22 | 2 | Colorado | DeSoto, Texas | D2-'20 |
| 11 | Jones Jr., Marvin | WR | 6-2 | 199 | 3/12/90 | 31 | 10 | California | Long Beach, Calif. | UFA (DET)-'21 |
| 12 | Johnson, Tyron | WR | 6-1 | 193 | 1/8/96 | 25 | 2 | Oklahoma State | New Orleans, La. | W (LAC)-'21 |
| 16 | Lawrence, Trevor | QB | 6-6 | 220 | 10/6/99 | 21 | R | Clemson | Cartersville, Ga. | D1-'21 |
| 17 | Chark Jr., DJ | WR | 6-4 | 210 | 9/23/96 | 25 | 4 | LSU | Alexandria, La. | D2-'18 |
| 20 | Thomas, Daniel | S | 5-10 | 215 | 7/1/98 | 23 | 2 | Auburn | Montgomery, Ala. | D5a-'20 |
| 21 | Lawson, Nevin | CB | 5-10 | 190 | 4/23/91 | 30 | 8 | Utah State | Lauderhill, Fla. | FA-'21 |
| 24 | Hyde, Carlos | RB | 6-0 | 230 | 9/20/90 | 31 | 8 | Ohio State | Cincinnati, Ohio | UFA (SEA)-'21 |
| 25 | Robinson, James | RB | 5-9 | 220 | 8/9/98 | 23 | 2 | Illinois State | Rockford, Ill. | FA-'20 |
| 26 | Griffin, Shaquill | CB | 6-0 | 200 | 7/20/95 | 26 | 5 | Central Florida | St. Petersburg, Fla. | UFA (SEA)-'21 |
| 27 | Claybrooks, Chris | CB | 5-9 | 180 | 7/17/97 | 24 | 2 | Memphis | Nashville, Tenn. | D7-'20 |
| 32 | Campbell, Tyson | CB | 6-1 | 195 | 3/17/00 | 21 | R | Georgia | Miramar, Fla. | D2-'21 |
| 33 | Ogunbowale, Dare | RB | 5-10 | 215 | 5/4/94 | 27 | 4 | Wisconsin | Milwaukee, Wisc. | FA-'20 |
| 37 | Herndon, Tre | CB | 5-11 | 190 | 3/5/96 | 25 | 4 | Vanderbilt | Chattanooga, Tenn. | FA-'18 |
| 38 | Cisco, Andre | S | 6-0 | 210 | 3/23/00 | 21 | R | Syracuse | Queens, N.Y. | D3-'21 |
| 39 | Agnew, Jamal | WR | 5-10 | 190 | 4/3/95 | 26 | 5 | San Diego | San Diego, Calif. | UFA (DET)-'21 |
| 41 | Allen, Josh | DE/OLB | 6-5 | 255 | 7/13/97 | 24 | 3 | Kentucky | Montclair, N.J. | D1-'19 |
| 42 | Wingard, Andrew | S | 6-0 | 200 | 12/5/96 | 24 | 3 | Wyoming | Arvada, Colo. | FA-'19 |
| 44 | Jack, Myles | LB | 6-1 | 255 | 9/3/95 | 26 | 6 | UCLA | Scottsdale, Ariz. | D2-'16 |
| 45 | Chaisson, K'Lavon | DE/OLB | 6-3 | 245 | 7/25/99 | 22 | 2 | LSU | Houston, Texas | D1-'20 |
| 46 | Maticcik, Ross | LS | 6-0 | 240 | 9/13/96 | 25 | 2 | Baylor | McKinney, Texas | FA-'20 |
| 49 | Russell, Chapelle | LB | 6-2 | 236 | 1/20/97 | 24 | 2 | Temple | Lakewood Township, N.J. | W (T.B.)-'20 |
| 50 | Quarterman, Shaquille | LB | 6-0 | 240 | 10/28/97 | 23 | 2 | Miami (Fla.) | Orange Park, Fla. | D4b-'20 |
| 52 | Hamilton, DaVon | DT | 6-4 | 335 | 2/1/97 | 24 | 2 | Ohio State | Pickerington, Ohio | D3-'20 |
| 53 | Allen, Dakota | LB | 6-1 | 220 | 11/2/95 | 25 | 3 | Texas Tech | Humble, Texas | PS (LAR)-'19 |
| 54 | Wilson, Damien | LB | 6-0 | 260 | 5/28/93 | 28 | 7 | Minnesota | Gloster, Miss. | UFA (K.C.)-'21 |
| 55 | McCray, Lerentee | DE/OLB | 6-3 | 250 | 8/26/90 | 31 | 7 | Florida | Ocala, Fla. | UFA (BUF)-'17 |
| 60 | Cann, A.J. | OL | 6-3 | 320 | 3/10/91 | 30 | 7 | South Carolina | Bamberg, S.C. | D3-'15 |
| 65 | Linder, Brandon | OL | 6-6 | 315 | 1/25/92 | 29 | 8 | Miami (Fla.) | Southwest Ranches, Fla. | D3-'14 |
| 68 | Norwell, Andrew | OL | 6-6 | 340 | 10/25/91 | 29 | 8 | Ohio State | Cincinnati, Ohio | UFA (CAR)-'18 |
| 69 | Shatley, Tyler | OL | 6-3 | 305 | 5/5/91 | 30 | 8 | Clemson | Icard, N.C. | FA-'14 |
| 74 | Robinson, Cam | OL | 6-6 | 335 | 10/9/95 | 25 | 5 | Alabama | West Monroe, La. | D2-'17 |
| 75 | Taylor, Jawaan | OL | 6-5 | 330 | 11/25/97 | 23 | 3 | Florida | Cocoa, Fla. | D2-'19 |
| 76 | Richardson Jr., Will | OL | 6-6 | 320 | 1/4/96 | 25 | 4 | North Carolina State | Burlington, N.C. | D4-'18 |
| 78 | Bartch, Ben | OL | 6-6 | 315 | 7/22/98 | 23 | 2 | St. John's (Minn.) | Dayton, Ore. | D4-'20 |
| 84 | Manhertz, Chris | TE | 6-6 | 260 | 4/10/92 | 29 | 6 | Canisius | Bronx, N.Y. | UFA (CAR)-'21 |
| 85 | Arnold, Dan | TE | 6-6 | 240 | 3/15/95 | 26 | 5 | Wisconsin-Platteville | Janesville, Wisc. | T (CAR)-'21 |
| 86 | Hollister, Jacob | TE | 6-4 | 245 | 11/18/93 | 27 | 4 | Wyoming | Beaverton, Ore. | FA-'21 |
| 89 | Farrell, Luke | TE | 6-5 | 250 | 10/14/97 | 23 | R | Ohio State | Perry, Ohio | D5-'21 |
| 90 | Brown, Malcom | DT | 6-2 | 330 | 2/2/94 | 27 | 7 | Texas | Brenham, Texas | T (N.O.)-'21 |
| 91 | Smoot, Dawuane | DL | 6-3 | 275 | 3/2/95 | 26 | 5 | Illinois | Groveport, Ohio | D3-'17 |
| 92 | Smith, Jordan | DE/OLB | 6-7 | 250 | 4/10/98 | 23 | R | Alabama-Birmingham | Lithonia, Ga. | D4-'21 |
| 93 | Bryan, Taven | DL | 6-5 | 295 | 3/11/96 | 25 | 4 | Florida | Casper, Wyo. | D1-'18 |
| 95 | Robertson-Harris, Roy | DL | 6-5 | 290 | 7/23/93 | 28 | 6 | Texas-El Paso | Oakland, Calif. | UFA (CHI)-'21 |
| 96 | Gotsis, Adam | DL | 6-4 | 290 | 9/23/92 | 29 | 6 | Georgia Tech | Melbourne, Australia | FA-'21 |
| 97 | Tufele, Jay | DT | 6-3 | 310 | 7/25/99 | 22 | R | Southern California | Salt Lake City, Utah | D4-'21 |

Practice Squad (16)

| | | | | | | | | | | |
|----|-------------------------|----|------|-----|----------|----|---|----------------------|-------------------|--------------|
| 14 | Lauletta, Kyle | QB | 6-3 | 222 | 3/17/95 | 26 | 2 | Richmond | Exton, Pa. | FA-'21 |
| 15 | Wright, Matthew | K | 6-0 | 179 | 3/22/96 | 25 | 2 | Central Florida | Lancaster, Pa. | FA-'21 |
| 18 | Treadwell, Laquon | WR | 6-2 | 215 | 6/14/95 | 26 | 5 | Mississippi | Chicago, Illinois | FA-'21 |
| 19 | Smith, Devin | WR | 6-1 | 199 | 3/3/92 | 29 | 6 | Ohio State | Akron, Ohio | FA-'21 |
| 22 | Ozigbo, Devine | RB | 6-2 | 230 | 2/10/96 | 25 | 3 | Nebraska | Sachse, Texas | W (N.O.)-'19 |
| 29 | Rusnak, Brandon | DB | 5-11 | 200 | 7/11/95 | 26 | 3 | Michigan | Wilmington, Del. | FA-'19 |
| 31 | Cottrell, Nathan | RB | 5-11 | 195 | 8/2/96 | 25 | 2 | Georgia Tech | Knoxville, Tenn. | FA-'20 |
| 35 | Burns, Lorenzo | CB | 5-10 | 183 | 10/10/97 | 23 | R | Arizona | Murrieta, Calif. | W (ARI)-'21 |
| 58 | Costin, Doug | DT | 6-2 | 320 | 10/5/97 | 23 | 2 | Miami (Ohio) | West Chester, Pa. | FA-'20 |
| 62 | McDermott, KC | OL | 6-5 | 330 | 4/18/96 | 25 | 3 | Miami (Fla.) | Wellington, Fla. | FA-'18 |
| 73 | Traore, Badara | OL | 6-7 | 327 | 3/12/97 | 24 | 2 | LSU | Boston, Mass. | W (CHI)-'21 |
| 77 | Wallace-Simms, Tre'Vour | OL | 6-5 | 360 | 9/25/97 | 24 | 2 | Missouri | St. Louis, Ill. | FA-'20 |
| 81 | Hammond, Josh | WR | 6-0 | 195 | 7/24/98 | 23 | 1 | Florida | Hallandale, Fla. | FA-'20 |
| 83 | Jones, Tim | WR | 6-1 | 200 | 5/15/98 | 23 | R | Southern Mississippi | Biloxi, Miss. | FA-'21 |
| 87 | Sokol, Matt | TE | 6-5 | 249 | 11/9/95 | 25 | 1 | Michigan State | Rochester, Mich. | FA-'21 |
| 88 | Cotton Jr., Jeff | WR | 6-2 | 204 | 4/17/97 | 24 | 1 | Idaho | Tucson, Ariz. | FA-'21 |

Injured Reserve - Designated For Return (1)

| | | | | | | | | | | |
|---|---------------|----|-----|-----|---------|----|---|---------------|----------------|--------|
| 7 | Austin, Tavon | WR | 5-8 | 180 | 3/15/90 | 31 | 8 | West Virginia | Baltimore, Md. | FA-'21 |
|---|---------------|----|-----|-----|---------|----|---|---------------|----------------|--------|

Injured Reserve (3)

| | | | | | | | | | | |
|----|----------------------|----|------|-----|----------|----|---|----------------|------------------|--------------|
| 1 | Etienne Jr., Travis | RB | 5-10 | 215 | 1/26/99 | 22 | R | Clemson | Jennings, La. | D1-'21 |
| 14 | Godwin, Terry | WR | 5-11 | 180 | 10/23/96 | 24 | 2 | Georgia | Hogansville, Ga. | FA-'19 |
| 80 | O'Shaughnessy, James | TE | 6-4 | 245 | 1/14/92 | 29 | 6 | Illinois State | Naperville, Ill. | W (N.E.)-'17 |

Reserve/COVID-19 (1)

| | | | | | | | | | | |
|----|----------------|----|-----|-----|--------|----|---|----------|----------------|--------|
| 72 | Little, Walker | OL | 6-7 | 325 | 4/1/99 | 22 | R | Stanford | Houston, Texas | D2-'21 |
|----|----------------|----|-----|-----|--------|----|---|----------|----------------|--------|

Non-Football Injury (NF) (1)

| | | | | | | | | | | |
|----|--------------|----|-----|-----|---------|----|---|---------|-----------------|--------|
| 48 | Moses, Dylan | LB | 6-3 | 230 | 5/25/98 | 23 | R | Alabama | Alexandria, La. | FA-'21 |
|----|--------------|----|-----|-----|---------|----|---|---------|-----------------|--------|



DEPTH CHART

(As of September 27, 2021)

OFFENSE

| | | | |
|-----------|-------------------------|------------------------|---------------------------------------|
| WR | 17 DJ Chark Jr. | | |
| LT | 74 Cam Robinson | | |
| LG | 68 Andrew Norwell | 78 Ben Bartch | |
| C | 65 Brandon Linder | 69 Tyler Shatley | |
| RG | 60 A.J. Cann | 78 Ben Bartch | |
| RT | 75 Jawaan Taylor | 76 Will Richardson Jr. | |
| TE | 84 Chris Manhertz | 86 Jacob Hollister | -or- 89 Luke Farrell 85 Dan Arnold |
| QB | 16 Trevor Lawrence | 3 C.J. Beathard | |
| RB | 25 James Robinson | 24 Carlos Hyde | 33 Dare Ogunbowale |
| WR | 10 Laviska Shenault Jr. | 39 Jamal Agnew | |
| WR | 11 Marvin Jones Jr. | 12 Tyron Johnson | |

DEFENSE

| | | | |
|-------------|-------------------------|-------------------------|---------------------|
| DT | 90 Malcom Brown | 91 Dawuane Smoot | 97 Jay Tufele |
| NT | 52 DaVon Hamilton | | |
| DE | 95 Roy Robertson-Harris | 96 Adam Gotsis | 93 Taven Bryan |
| OLB | 41 Josh Allen | 6 Jihad Ward | |
| MIKE | 54 Damien Wilson | 50 Shaquille Quarterman | |
| WILL | 44 Myles Jack | 53 Dakota Allen | 49 Chapel Russell |
| OLB | 45 K'Lavon Chaisson | 55 Lerentee McCray | 92 Jordan Smith |
| CB | 26 Shaquill Griffin | 37 Tre Herndon | 27 Chris Claybrooks |
| CB | 32 Tyson Campbell | 21 Nevin Lawson | |
| FS | 2 Rayshawn Jenkins | 20 Daniel Thomas | |
| SS | 42 Andrew Wingard | 38 Andre Cisco | 5 Rudy Ford |

SPECIALISTS

| | | |
|-----------|------------------|---------------------|
| K | 4 Josh Lambo | 9 Logan Cooke |
| H | 9 Logan Cooke | |
| LS | 46 Ross Maticcik | |
| P | 9 Logan Cooke | |
| PR | 39 Jamal Agnew | |
| KR | 39 Jamal Agnew | 27 Chris Claybrooks |

PRONUNCIATION GUIDE

| | | | |
|------------------------|----------------------|---------------------------|---------------------------|
| C.J. Beathard | BETH-urd | Ross Maticcik | MATTA-sick |
| A.J. Cann | Can | Lerentee McCray | luh-ren-TAY |
| K'Lavon Chaisson | KAY-luh-von CHASE-on | Dare Ogunbowale | DAR-ay OH-gun-buh-WALL-ay |
| DJ Chark Jr. | CH-ark | Laviska Shenault Jr. | luh-VISK-uh shuh-nault |
| Luke Farrell | FAIR-ull | Dawuane Smoot | duh-WAHN |
| Adam Gotsis | GOT-sis | Jay Tufele | too-FELL-lay |
| DaVon Hamilton | DUH-von | Jihad Ward | Juh-hodd |
| Tre Herndon | Tray | Andrew Wingard | WING-urd |
| Tyron Johnson | TY-rin | | |



POSITIONAL ROSTER

| NO. | NAME | POS. | HT. | WT. | AGE | EXP. | COLLEGE | HOMETOWN | HOW ACQ. |
|-----------------------------|-----------------------|--------|------|-----|-----|------|-----------------------|-------------------------|---------------|
| QUARTERBACKS (2) | | | | | | | | | |
| 3 | Beathard, C.J. | QB | 6-2 | 215 | 27 | 5 | Iowa | Franklin, Tenn. | UFA (S.F.)-21 |
| 16 | Lawrence, Trevor | QB | 6-6 | 220 | 21 | R | Clemson | Cartersville, Ga. | D1-21 |
| RUNNING BACKS (3) | | | | | | | | | |
| 24 | Hyde, Carlos | RB | 6-0 | 230 | 31 | 8 | Ohio State | Cincinnati, Ohio | UFA (SEA)-21 |
| 25 | Robinson, James | RB | 5-9 | 220 | 23 | 2 | Illinois State | Rockford, Ill. | FA-20 |
| 33 | Ogunbowale, Dare | RB | 5-10 | 215 | 27 | 4 | Wisconsin | Milwaukee, Wisc. | FA-20 |
| WIDE RECEIVERS (5) | | | | | | | | | |
| 10 | Shenault Jr., Laviska | WR | 6-1 | 220 | 22 | 2 | Colorado | DeSoto, Texas | D2-20 |
| 11 | Jones Jr., Marvin | WR | 6-2 | 199 | 31 | 10 | California | Long Beach, Calif. | UFA (DET)-21 |
| 12 | Johnson, Tyron | WR | 6-1 | 193 | 25 | 2 | Oklahoma State | New Orleans, La. | W (LAC)-21 |
| 17 | Chark Jr., DJ | WR | 6-4 | 210 | 25 | 4 | LSU | Alexandria, La. | D2-18 |
| 39 | Agnew, Jamal | WR | 5-10 | 190 | 26 | 5 | San Diego | San Diego, Calif. | UFA (DET)-21 |
| TIGHT ENDS (4) | | | | | | | | | |
| 84 | Manhertz, Chris | TE | 6-6 | 260 | 29 | 6 | Canisius | Bronx, N.Y. | UFA (CAR)-21 |
| 85 | Arnold, Dan | TE | 6-6 | 240 | 26 | 5 | Wisconsin-Platteville | Janesville, Wisc. | T (CAR)-21 |
| 86 | Hollister, Jacob | TE | 6-4 | 245 | 27 | 4 | Wyoming | Beaverton, Ore. | FA-21 |
| 89 | Farrell, Luke | TE | 6-5 | 250 | 23 | R | Ohio State | Perry, Ohio | D5-21 |
| OFFENSIVE LINE (8) | | | | | | | | | |
| 60 | Cann, A.J. | OL | 6-3 | 320 | 30 | 7 | South Carolina | Bamberg, S.C. | D3-15 |
| 65 | Linder, Brandon | OL | 6-6 | 315 | 29 | 8 | Miami (Fla.) | Southwest Ranches, Fla. | D3-14 |
| 68 | Norwell, Andrew | OL | 6-6 | 340 | 29 | 8 | Ohio State | Cincinnati, Ohio | UFA (CAR)-18 |
| 69 | Shatley, Tyler | OL | 6-3 | 305 | 30 | 8 | Clemson | Icard, N.C. | FA-14 |
| 74 | Robinson, Cam | OL | 6-6 | 335 | 25 | 5 | Alabama | West Monroe, La. | D2-17 |
| 75 | Taylor, Jawaan | OL | 6-5 | 330 | 23 | 3 | Florida | Cocoa, Fla. | D2-19 |
| 76 | Richardson Jr., Will | OL | 6-6 | 320 | 25 | 4 | North Carolina State | Burlington, N.C. | D4-18 |
| 78 | Bartch, Ben | OL | 6-6 | 315 | 23 | 2 | St. John's (Minn.) | Dayton, Ore. | D4-20 |
| LINEBACKERS (5) | | | | | | | | | |
| 44 | Jack, Myles | LB | 6-1 | 255 | 26 | 6 | UCLA | Scottsdale, Ariz. | D2-16 |
| 49 | Russell, Chapellet | LB | 6-2 | 236 | 24 | 2 | Temple | Lakewood Township, N.J. | W (T.B.)-20 |
| 50 | Quarterman, Shaquille | LB | 6-0 | 240 | 23 | 2 | Miami (Fla.) | Orange Park, Fla. | D4b-20 |
| 53 | Allen, Dakota | LB | 6-1 | 220 | 25 | 3 | Texas Tech | Humble, Texas | PS (LAR)-19 |
| 54 | Wilson, Damien | LB | 6-0 | 260 | 28 | 7 | Minnesota | Gloster, Miss. | UFA (K.C.)-21 |
| DEFENSIVE BACKS (10) | | | | | | | | | |
| 2 | Jenkins, Rayshawn | S | 6-1 | 200 | 27 | 5 | Miami | St. Petersburg, Fla. | UFA (LAC)-21 |
| 5 | Ford, Rudy | S | 6-0 | 210 | 26 | 5 | Auburn | New Hope, Ala. | UFA (PHI)-21 |
| 20 | Thomas, Daniel | S | 5-10 | 215 | 23 | 2 | Auburn | Montgomery, Ala. | D5a-20 |
| 21 | Lawson, Nevin | CB | 5-10 | 190 | 30 | 8 | Utah State | Lauderhill, Fla. | FA-21 |
| 26 | Griffin, Shaquill | CB | 6-0 | 200 | 26 | 5 | Central Florida | St. Petersburg, Fla. | UFA (SEA)-21 |
| 27 | Claybrooks, Chris | CB | 5-9 | 180 | 24 | 2 | Memphis | Nashville, Tenn. | D7-20 |
| 32 | Campbell, Tyson | CB | 6-1 | 195 | 21 | R | Georgia | Miramar, Fla. | D2-21 |
| 37 | Herrndon, Tre | CB | 5-11 | 190 | 25 | 4 | Vanderbilt | Chattanooga, Tenn. | FA-18 |
| 38 | Cisco, Andre | S | 6-0 | 210 | 21 | R | Syracuse | Queens, N.Y. | D3-21 |
| 42 | Wingard, Andrew | S | 6-0 | 200 | 24 | 3 | Wyoming | Arvada, Colo. | FA-19 |
| DEFENSIVE LINE (12) | | | | | | | | | |
| 6 | Ward, Jihad | DL | 6-5 | 290 | 27 | 6 | Illinois | Philadelphia, Pa. | UFA (BAL)-21 |
| 41 | Allen, Josh | DE/OLB | 6-5 | 255 | 24 | 3 | Kentucky | Montclair, N.J. | D1-19 |
| 45 | Chaisson, K'Lavon | DE/OLB | 6-3 | 245 | 22 | 2 | LSU | Houston, Texas | D1-20 |
| 52 | Hamilton, DaVon | DT | 6-4 | 335 | 24 | 2 | Ohio State | Pickerington, Ohio | D3-20 |
| 55 | McCray, Lerentee | DE/OLB | 6-3 | 250 | 31 | 7 | Florida | Ocala, Fla. | UFA (BUF)-17 |
| 90 | Brown, Malcom | DT | 6-2 | 330 | 27 | 7 | Texas | Brenham, Texas | T (N.O.)-21 |
| 91 | Smoot, Dawuane | DL | 6-3 | 275 | 26 | 5 | Illinois | Groveport, Ohio | D3-17 |
| 92 | Smith, Jordan | DE/OLB | 6-7 | 250 | 23 | R | Alabama-Birmingham | Lithonia, Ga. | D4-21 |
| 93 | Bryan, Taven | DL | 6-5 | 295 | 25 | 4 | Florida | Casper, Wyo. | D1-18 |
| 95 | Robertson-Harris, Roy | DL | 6-5 | 290 | 28 | 6 | Texas-El Paso | Oakland, Calif. | UFA (CHI)-21 |
| 96 | Gotsis, Adam | DL | 6-4 | 290 | 29 | 6 | Georgia Tech | Melbourne, Australia | FA-21 |
| 97 | Tufele, Jay | DT | 6-3 | 310 | 22 | R | Southern California | Salt Lake City, Utah | D4-21 |
| SPECIALISTS (3) | | | | | | | | | |
| 4 | Lambo, Josh | K | 6-0 | 210 | 30 | 7 | Texas A&M | Lansing, Mich. | FA-17 |
| 9 | Cooke, Logan | P | 6-5 | 230 | 26 | 4 | Mississippi State | Darbun, Miss. | D7b-18 |
| 46 | Maticcik, Ross | LS | 6-0 | 240 | 25 | 2 | Baylor | McKinney, Texas | FA-20 |



HOW BUILT

| YEAR | DRAFTEES (24) | FREE AGENTS (19) | COLLEGE FREE AGENTS (4) | TRADES/WAIVERS (4) | PRACTICE SQUAD (1) |
|------|---|---|---|--|-------------------------------|
| 2014 | OL Brandon Linder (3) | OL Tyler Shatley (FA-'14) | | | |
| 2015 | OL A.J. Cann (3) | | | | |
| 2016 | LB Myles Jack (2) | | | | |
| 2017 | OL Cam Robinson (2) DL Dawuane Smoot (3) | K Josh Lambo (FA-'17) DE/OLB Lerentee McCray (UFA BUF -'17) | | | |
| 2018 | DL Taven Bryan (1) WR DJ Chark Jr. (2) OL Will Richardson Jr. (4) P Logan Cooke (7) | OL Andrew Norwell (UFA CAR -'18) | CB Tre Herndon (FA-'18) | | |
| 2019 | DE/OLB Josh Allen (1) OL Jawaan Taylor (2) | | S Andrew Wingard (FA-'19) | | LB Dakota Allen (PS LAR -'19) |
| 2020 | DE/OLB K'Lavon Chaisson (1) WR Laviska Shenault Jr. (2) DT DaVon Hamilton (3) OL Ben Bartch (4) LB Shaquille Quarterman (4) S Daniel Thomas (5) CB Chris Claybrooks (7) | RB Dare Ogunbowale (FA-'20) | LS Ross Maticcik (FA-'20) RB James Robinson (FA-'20) | LB Chapelle Russell (W T.B. -'20) | |
| 2021 | QB Trevor Lawrence (1) CB Tyson Campbell (2) S Andre Cisco (3) DE/OLB Jordan Smith (4) DT Jay Tufele (4) TE Luke Farrell (5) | WR Jamal Agnew (UFA DET -'21) QB C.J. Beathard (UFA S.F. -'21) S Rudy Ford (UFA PHI -'21) DL Adam Gotsis (FA-'21) CB Shaquill Griffin (UFA SEA -'21) TE Jacob Hollister (FA-'21) RB Carlos Hyde (UFA SEA -'21) S Rayshawn Jenkins (UFA LAC -'21) WR Marvin Jones Jr. (UFA DET -'21) CB Nevin Lawson (FA-'21) TE Chris Manhertz (UFA CAR -'21) DL Roy Robertson-Harris (UFA CHI -'21) DL Jihad Ward (UFA BAL -'21) LB Damien Wilson (UFA K.C. -'21) | | TE Dan Arnold (T CAR -'21) DT Malcom Brown (T N.O. -'21) WR Tyron Johnson (W LAC -'21) | |



PLAYER PARTICIPATION

| 2021 REGULAR SEASON JACKSONVILLE JAGUARS PLAYER PARTICIPATION | | | | | | | | | | | | | | | | | | | | | |
|---|-------------|-------------|--------------|-------|-------|-------|-------|------|-------|-------|-------|-------|-------|-------|-------|------|-----|----|----|-----|----|
| PLAYERS | @ HOU | DEN | ARI | @ CIN | TEN | MIA | @ SEA | BUF | @ IND | SF | ATL | @ LAR | @ TEN | HOU | @ NYJ | @ NE | IND | GP | GS | DNP | IN |
| | 9/12 | 9/19 | 9/26 | 9/30 | 10/10 | 10/17 | 10/31 | 11/7 | 11/14 | 11/21 | 11/28 | 12/5 | 12/12 | 12/19 | 12/26 | 1/2 | 1/9 | | | | |
| Jamal Agnew | P | P | P | - | - | - | - | - | - | - | - | - | - | - | - | - | - | 3 | 0 | 0 | 0 |
| Dakota Allen | P | P | P | - | - | - | - | - | - | - | - | - | - | - | - | - | - | 3 | 0 | 0 | 0 |
| Josh Allen | OLB | OLB | OLB | - | - | - | - | - | - | - | - | - | - | - | - | - | - | 3 | 3 | 0 | 0 |
| Tavon Austin | <i>IR</i> | <i>IR</i> | <i>IR</i> | - | - | - | - | - | - | - | - | - | - | - | - | - | - | 0 | 0 | 0 | 0 |
| Ben Bartch | P | P | P | - | - | - | - | - | - | - | - | - | - | - | - | - | - | 3 | 0 | 0 | 0 |
| C.J. Beathard | X | X | X | - | - | - | - | - | - | - | - | - | - | - | - | - | - | 0 | 0 | 3 | 0 |
| Malcom Brown | DT | DT | DT | - | - | - | - | - | - | - | - | - | - | - | - | - | - | 3 | 3 | 0 | 0 |
| Taven Bryan | P | P | P | - | - | - | - | - | - | - | - | - | - | - | - | - | - | 3 | 0 | 0 | 0 |
| Lorenzo Burns | <i>PS</i> | <i>PS</i> | <i>PS</i> | - | - | - | - | - | - | - | - | - | - | - | - | - | - | 0 | 0 | 0 | 0 |
| Tyson Campbell | P | CB | CB | - | - | - | - | - | - | - | - | - | - | - | - | - | - | 3 | 2 | 0 | 0 |
| A.J. Cann | RG | RG | RG | - | - | - | - | - | - | - | - | - | - | - | - | - | - | 3 | 3 | 0 | 0 |
| K'Lavon Chaisson | OLB | P | OLB | - | - | - | - | - | - | - | - | - | - | - | - | - | - | 3 | 2 | 0 | 0 |
| DJ Chark Jr. | WR | WR | WR | - | - | - | - | - | - | - | - | - | - | - | - | - | - | 3 | 3 | 0 | 0 |
| Andre Cisco | P | P | P | - | - | - | - | - | - | - | - | - | - | - | - | - | - | 3 | 0 | 0 | 0 |
| Chris Claybrooks | P | P | P | - | - | - | - | - | - | - | - | - | - | - | - | - | - | 3 | 0 | 0 | 0 |
| Logan Cooke | P | P | P | - | - | - | - | - | - | - | - | - | - | - | - | - | - | 3 | 0 | 0 | 0 |
| Doug Costin | <i>PS</i> | <i>PS</i> | <i>PS</i> | - | - | - | - | - | - | - | - | - | - | - | - | - | - | 0 | 0 | 0 | 0 |
| Jeff Cotton Jr. | <i>PS</i> | <i>PS</i> | <i>PS</i> | - | - | - | - | - | - | - | - | - | - | - | - | - | - | 0 | 0 | 0 | 0 |
| Nathan Cottrell | <i>NOT</i> | <i>NOT</i> | <i>PS</i> | - | - | - | - | - | - | - | - | - | - | - | - | - | - | 0 | 0 | 0 | 0 |
| Phillip Dorsett II | <i>PS</i> | <i>PS</i> | P | - | - | - | - | - | - | - | - | - | - | - | - | - | - | 1 | 0 | 0 | 0 |
| Travis Etienne Jr. | <i>IR</i> | <i>IR</i> | <i>IR</i> | - | - | - | - | - | - | - | - | - | - | - | - | - | - | 0 | 0 | 0 | 0 |
| Luke Farrell | P | P | P | - | - | - | - | - | - | - | - | - | - | - | - | - | - | 3 | 0 | 0 | 0 |
| Rudy Ford | P | P | P | - | - | - | - | - | - | - | - | - | - | - | - | - | - | 3 | 0 | 0 | 0 |
| Terry Godwin | <i>IR</i> | <i>IR</i> | <i>IR</i> | - | - | - | - | - | - | - | - | - | - | - | - | - | - | 0 | 0 | 0 | 0 |
| Adam Gotsis | <i>I</i> | P | DE | - | - | - | - | - | - | - | - | - | - | - | - | - | - | 2 | 1 | 0 | 0 |
| Shaquill Griffin | CB | CB | CB | - | - | - | - | - | - | - | - | - | - | - | - | - | - | 3 | 3 | 0 | 0 |
| DaVon Hamilton | NT | P | NT | - | - | - | - | - | - | - | - | - | - | - | - | - | - | 3 | 2 | 0 | 0 |
| Josh Hammond | <i>PS</i> | <i>PS</i> | <i>PS</i> | - | - | - | - | - | - | - | - | - | - | - | - | - | - | 0 | 0 | 0 | 0 |
| CJ Henderson | CB | CB | <i>N</i> | - | - | - | - | - | - | - | - | - | - | - | - | - | - | 2 | 2 | 0 | 1 |
| Tre Herndon | <i>I</i> | <i>I</i> | <i>N</i> | - | - | - | - | - | - | - | - | - | - | - | - | - | - | 0 | 0 | 0 | 1 |
| Jacob Hollister | <i>I</i> | <i>I</i> | TE | - | - | - | - | - | - | - | - | - | - | - | - | - | - | 1 | 1 | 0 | 0 |
| Carlos Hyde | P | P | P | - | - | - | - | - | - | - | - | - | - | - | - | - | - | 3 | 0 | 0 | 0 |
| Myles Jack | WILL | WILL | WILL | - | - | - | - | - | - | - | - | - | - | - | - | - | - | 3 | 3 | 0 | 0 |
| Rayshawn Jenkins | FS | FS | FS | - | - | - | - | - | - | - | - | - | - | - | - | - | - | 3 | 3 | 0 | 0 |
| Tyron Johnson | P | P | P | - | - | - | - | - | - | - | - | - | - | - | - | - | - | 3 | 0 | 0 | 0 |
| Marvin Jones Jr. | WR | WR | WR | - | - | - | - | - | - | - | - | - | - | - | - | - | - | 3 | 3 | 0 | 0 |
| Josh Lambo | P | P | P | - | - | - | - | - | - | - | - | - | - | - | - | - | - | 3 | 0 | 0 | 0 |
| Kyle Lauletta | <i>PS</i> | <i>PS</i> | <i>PS</i> | - | - | - | - | - | - | - | - | - | - | - | - | - | - | 0 | 0 | 0 | 0 |
| Trevor Lawrence | QB | QB | QB | - | - | - | - | - | - | - | - | - | - | - | - | - | - | 3 | 3 | 0 | 0 |
| Nevin Lawson | ^ | ^ | P | - | - | - | - | - | - | - | - | - | - | - | - | - | - | 1 | 0 | 0 | 0 |
| Brandon Linder | C | C | C | - | - | - | - | - | - | - | - | - | - | - | - | - | - | 3 | 3 | 0 | 0 |
| Walker Little | <i>I</i> | <i>I</i> | <i>R/C19</i> | - | - | - | - | - | - | - | - | - | - | - | - | - | - | 0 | 0 | 0 | 0 |
| Chris Manhertz | TE | TE | TE | - | - | - | - | - | - | - | - | - | - | - | - | - | - | 3 | 3 | 0 | 0 |
| Ross Matiscik | P | P | P | - | - | - | - | - | - | - | - | - | - | - | - | - | - | 3 | 0 | 0 | 0 |
| Lerentee McCray | P | <i>I</i> | P | - | - | - | - | - | - | - | - | - | - | - | - | - | - | 2 | 0 | 0 | 0 |
| KC McDermott | <i>PS</i> | <i>PS</i> | <i>PS</i> | - | - | - | - | - | - | - | - | - | - | - | - | - | - | 0 | 0 | 0 | 0 |
| Dylan Moses | <i>NF</i> | <i>NF</i> | <i>NF</i> | - | - | - | - | - | - | - | - | - | - | - | - | - | - | 0 | 0 | 0 | 0 |
| Andrew Norwell | LG | LG | LG | - | - | - | - | - | - | - | - | - | - | - | - | - | - | 3 | 3 | 0 | 0 |
| James O'Shaughnessy | TE | TE | <i>IR</i> | - | - | - | - | - | - | - | - | - | - | - | - | - | - | 2 | 2 | 0 | 0 |
| Dare Ogunbowale | P | P | P | - | - | - | - | - | - | - | - | - | - | - | - | - | - | 3 | 0 | 0 | 0 |
| Devine Ozigbo | <i>PS</i> | <i>PS</i> | <i>PS</i> | - | - | - | - | - | - | - | - | - | - | - | - | - | - | 0 | 0 | 0 | 0 |
| Aaron Patrick | <i>PS</i> | <i>PS</i> | <i>NOT</i> | - | - | - | - | - | - | - | - | - | - | - | - | - | - | 0 | 0 | 0 | 0 |
| Shaquille Quarterman | P | P | P | - | - | - | - | - | - | - | - | - | - | - | - | - | - | 3 | 0 | 0 | 0 |
| Will Richardson Jr. | P | P | P | - | - | - | - | - | - | - | - | - | - | - | - | - | - | 3 | 0 | 0 | 0 |
| Roy Robertson-Harris | DE | DE | <i>N</i> | - | - | - | - | - | - | - | - | - | - | - | - | - | - | 2 | 2 | 0 | 1 |
| Cam Robinson | LT | LT | LT | - | - | - | - | - | - | - | - | - | - | - | - | - | - | 3 | 3 | 0 | 0 |
| James Robinson | RB | RB | RB | - | - | - | - | - | - | - | - | - | - | - | - | - | - | 3 | 3 | 0 | 0 |
| Brandon Rusnak | P | <i>PS</i> | <i>PS</i> | - | - | - | - | - | - | - | - | - | - | - | - | - | - | 1 | 0 | 0 | 0 |
| Chapelle Russell | P | P | P | - | - | - | - | - | - | - | - | - | - | - | - | - | - | 3 | 0 | 0 | 0 |
| Tyler Shatley | P | P | P | - | - | - | - | - | - | - | - | - | - | - | - | - | - | 3 | 0 | 0 | 0 |
| Laviska Shenault Jr. | P | P | P | - | - | - | - | - | - | - | - | - | - | - | - | - | - | 3 | 0 | 0 | 0 |
| Devin Smith | P | <i>PS</i> | <i>PS</i> | - | - | - | - | - | - | - | - | - | - | - | - | - | - | 1 | 0 | 0 | 0 |
| Jordan Smith | <i>I</i> | <i>I</i> | <i>N</i> | - | - | - | - | - | - | - | - | - | - | - | - | - | - | 0 | 0 | 0 | 1 |
| Dawuane Smoot | P | DT | P | - | - | - | - | - | - | - | - | - | - | - | - | - | - | 3 | 1 | 0 | 0 |
| Matt Sokol | <i>PS</i> | <i>PS</i> | <i>PS</i> | - | - | - | - | - | - | - | - | - | - | - | - | - | - | 0 | 0 | 0 | 0 |
| Jawaan Taylor | RT | RT | RT | - | - | - | - | - | - | - | - | - | - | - | - | - | - | 3 | 3 | 0 | 0 |
| Daniel Thomas | <i>I</i> | P | P | - | - | - | - | - | - | - | - | - | - | - | - | - | - | 2 | 0 | 0 | 0 |
| Badara Traore | <i>PS</i> | <i>PS</i> | <i>PS</i> | - | - | - | - | - | - | - | - | - | - | - | - | - | - | 0 | 0 | 0 | 0 |
| Laquon Treadwell | <i>PS</i> | P | <i>PS</i> | - | - | - | - | - | - | - | - | - | - | - | - | - | - | 1 | 0 | 0 | 0 |
| Jay Tufele | <i>I</i> | <i>I</i> | <i>N</i> | - | - | - | - | - | - | - | - | - | - | - | - | - | - | 0 | 0 | 0 | 1 |
| Tre'Vour Wallace-Simms | <i>PS</i> | <i>PS</i> | <i>PS</i> | - | - | - | - | - | - | - | - | - | - | - | - | - | - | 0 | 0 | 0 | 0 |
| Jihad Ward | P | P | P | - | - | - | - | - | - | - | - | - | - | - | - | - | - | 3 | 0 | 0 | 0 |
| Damien Wilson | MIKE | MIKE | MIKE | - | - | - | - | - | - | - | - | - | - | - | - | - | - | 3 | 3 | 0 | 0 |
| Andrew Wingard | SS | SS | SS | - | - | - | - | - | - | - | - | - | - | - | - | - | - | 3 | 3 | 0 | 0 |

LEGEND:

CAPS=Starter, P=Player was a substitution, X=Did Not Play (Non-injury), N=On Inactive List, NOT=Not on Roster, PS=Practice Squad, IR=Injured Reserve, I=Inactive, R/C19=Reserve/COVID-19, NF=Non-Football Injury (NF), ^=With Other Team



GAME-BY-GAME STARTERS / WEEK-BY-WEEK LEADERS

| 2021 REGULAR SEASON | | | | | | | | | | | | | |
|---------------------|-----------------|--------------|----|--------------|----------------|----------------|-----------|---------------|-------------------------------------|-----------------|----------------|------------------|--|
| OFFENSE | | | | | | | | | | | | | |
| DATE | OPPONENT | WR | WR | LT | LG | C | RG | RT | TE | QB | RB | WR | |
| 9/12 | at Houston | DJ Chark Jr. | -- | Cam Robinson | Andrew Norwell | Brandon Linder | A.J. Cann | Jawaan Taylor | Chris Manhertz/ James O'Shaughnessy | Trevor Lawrence | James Robinson | Marvin Jones Jr. | |
| 9/19 | Denver | DJ Chark Jr. | -- | Cam Robinson | Andrew Norwell | Brandon Linder | A.J. Cann | Jawaan Taylor | Chris Manhertz/ James O'Shaughnessy | Trevor Lawrence | James Robinson | Marvin Jones Jr. | |
| 9/26 | Arizona | DJ Chark Jr. | -- | Cam Robinson | Andrew Norwell | Brandon Linder | A.J. Cann | Jawaan Taylor | Chris Manhertz/ Jacob Hollister | Trevor Lawrence | James Robinson | Marvin Jones Jr. | |
| 9/30 | at Cincinnati | -- | -- | -- | -- | -- | -- | -- | -- | -- | -- | -- | |
| 10/10 | Tennessee | -- | -- | -- | -- | -- | -- | -- | -- | -- | -- | -- | |
| 10/17 | Miami | -- | -- | -- | -- | -- | -- | -- | -- | -- | -- | -- | |
| 10/31 | at Seattle | -- | -- | -- | -- | -- | -- | -- | -- | -- | -- | -- | |
| 11/7 | Buffalo | -- | -- | -- | -- | -- | -- | -- | -- | -- | -- | -- | |
| 11/14 | at Indianapolis | -- | -- | -- | -- | -- | -- | -- | -- | -- | -- | -- | |
| 11/21 | San Francisco | -- | -- | -- | -- | -- | -- | -- | -- | -- | -- | -- | |
| 11/28 | Atlanta | -- | -- | -- | -- | -- | -- | -- | -- | -- | -- | -- | |
| 12/5 | at LA Rams | -- | -- | -- | -- | -- | -- | -- | -- | -- | -- | -- | |
| 12/12 | at Tennessee | -- | -- | -- | -- | -- | -- | -- | -- | -- | -- | -- | |
| 12/19 | Houston | -- | -- | -- | -- | -- | -- | -- | -- | -- | -- | -- | |
| 12/26 | at N.Y. Jets | -- | -- | -- | -- | -- | -- | -- | -- | -- | -- | -- | |
| 1/2 | at New England | -- | -- | -- | -- | -- | -- | -- | -- | -- | -- | -- | |
| 1/9 | Indianapolis | -- | -- | -- | -- | -- | -- | -- | -- | -- | -- | -- | |

| 2021 REGULAR SEASON | | | | | | | | | | | | | |
|---------------------|-----------------|--------------|----------------|----------------------|------------|---------------|------------|------------------|------------------|----------------|----------------|------------------|----------------|
| DEFENSE | | | | | | | | | | | | | |
| DATE | OPPONENT | DT | NT | DE | OLB | MIKE | WILL | OLB | CB | CB | FS | SS | NICKEL |
| 9/12 | at Houston | Malcom Brown | DaVon Hamilton | Roy Robertson-Harris | Josh Allen | Damien Wilson | Myles Jack | K'Lavon Chaisson | Shaquill Griffin | CJ Henderson | Andrew Wingard | Rayshawn Jenkins | -- |
| 9/19 | Denver | Malcom Brown | -- | Roy Robertson-Harris | Josh Allen | Damien Wilson | Myles Jack | Dawuane Smoot | Shaquill Griffin | CJ Henderson | Andrew Wingard | Rayshawn Jenkins | Tyson Campbell |
| 9/26 | Arizona | Malcom Brown | DaVon Hamilton | Adam Gotsis | Josh Allen | Damien Wilson | Myles Jack | K'Lavon Chaisson | Shaquill Griffin | Tyson Campbell | Andrew Wingard | Rayshawn Jenkins | -- |
| 9/30 | at Cincinnati | -- | -- | -- | -- | -- | -- | -- | -- | -- | -- | -- | -- |
| 10/10 | Tennessee | -- | -- | -- | -- | -- | -- | -- | -- | -- | -- | -- | -- |
| 10/17 | Miami | -- | -- | -- | -- | -- | -- | -- | -- | -- | -- | -- | -- |
| 10/31 | at Seattle | -- | -- | -- | -- | -- | -- | -- | -- | -- | -- | -- | -- |
| 11/7 | Buffalo | -- | -- | -- | -- | -- | -- | -- | -- | -- | -- | -- | -- |
| 11/14 | at Indianapolis | -- | -- | -- | -- | -- | -- | -- | -- | -- | -- | -- | -- |
| 11/21 | San Francisco | -- | -- | -- | -- | -- | -- | -- | -- | -- | -- | -- | -- |
| 11/28 | Atlanta | -- | -- | -- | -- | -- | -- | -- | -- | -- | -- | -- | -- |
| 12/5 | at LA Rams | -- | -- | -- | -- | -- | -- | -- | -- | -- | -- | -- | -- |
| 12/12 | at Tennessee | -- | -- | -- | -- | -- | -- | -- | -- | -- | -- | -- | -- |
| 12/19 | Houston | -- | -- | -- | -- | -- | -- | -- | -- | -- | -- | -- | -- |
| 12/26 | at N.Y. Jets | -- | -- | -- | -- | -- | -- | -- | -- | -- | -- | -- | -- |
| 1/2 | at New England | -- | -- | -- | -- | -- | -- | -- | -- | -- | -- | -- | -- |
| 1/9 | Indianapolis | -- | -- | -- | -- | -- | -- | -- | -- | -- | -- | -- | -- |

Rookies underlined.

| DATE | OPPONENT | SCORING | | RUSHING YARDS | | RECEPTIONS | | RECEIVING YARDS | | TACKLES | | SOLO TACKLES | | SACKS | | INTERCEPTIONS | | FORCED FUMBLES | | RECOVERED FUMBLES | | PASSING YARDS | | CARRIES | |
|--|-------------|---|----------|--------------------|----------|-----------------------------|----------|---------------------|----------|----------------|----------|-------------------------------------|----------|-------------------------------------|----------|-------------------|----------|----------------|-----|-------------------|-----|--------------------|----------|--------------------|----------|
| | | PLAYER | NO. | PLAYER | NO. | PLAYER | NO. | PLAYER | NO. | PLAYER | NO. | PLAYER | NO. | PLAYER | NO. | PLAYER | NO. | PLAYER | NO. | PLAYER | NO. | PLAYER | NO. | PLAYER | NO. |
| 09/12 | at Texans | D. Chark Jr. M. Jones Jr. C. Manhertz | 6 | C. Hyde | 44 | L. Shenault Jr. | 7 | D. Chark Jr. | 86 | M. Jack | 9 | M. Jack R. Jenkins | 6 | J. Allen | 1.0 | -- | -- | -- | -- | -- | -- | T. Lawrence | 332 | C. Hyde | 9 |
| 09/19 | Broncos | M. Jones Jr. J. Agnew | 6 | J. Robinson | 47 | M. Jones Jr. | 6 | M. Jones Jr. | 55 | A. Wingard | 8 | R. Jenkins | 6 | A. Wingard J. Allen A. Gotsis | 1.0 | -- | -- | -- | -- | -- | -- | T. Lawrence | 118 | J. Robinson | 11 |
| 09/26 | Cardinals | J. Robinson D. Chark Jr. J. Agnew | 6 | J. Robinson | 88 | M. Jones Jr. J. Robinson | 6 | M. Jones Jr. | 62 | M. Jack | 10 | M. Jack D. Wilson T. Campbell | 6 | -- | -- | 1 | -- | -- | -- | -- | -- | T. Lawrence | 219 | J. Robinson | 15 |
| 09/30 | at Bengals | -- | -- | -- | -- | -- | -- | -- | -- | -- | -- | -- | -- | -- | -- | -- | -- | -- | -- | -- | -- | -- | -- | -- | |
| 10/10 | Titans | -- | -- | -- | -- | -- | -- | -- | -- | -- | -- | -- | -- | -- | -- | -- | -- | -- | -- | -- | -- | -- | -- | -- | |
| 10/17 | Dolphins | -- | -- | -- | -- | -- | -- | -- | -- | -- | -- | -- | -- | -- | -- | -- | -- | -- | -- | -- | -- | -- | -- | -- | |
| 10/31 | at Seahawks | -- | -- | -- | -- | -- | -- | -- | -- | -- | -- | -- | -- | -- | -- | -- | -- | -- | -- | -- | -- | -- | -- | -- | |
| 11/07 | Bills | -- | -- | -- | -- | -- | -- | -- | -- | -- | -- | -- | -- | -- | -- | -- | -- | -- | -- | -- | -- | -- | -- | -- | |
| 11/14 | at Colts | -- | -- | -- | -- | -- | -- | -- | -- | -- | -- | -- | -- | -- | -- | -- | -- | -- | -- | -- | -- | -- | -- | -- | |
| 11/21 | 49ers | -- | -- | -- | -- | -- | -- | -- | -- | -- | -- | -- | -- | -- | -- | -- | -- | -- | -- | -- | -- | -- | -- | -- | |
| 11/28 | Falcons | -- | -- | -- | -- | -- | -- | -- | -- | -- | -- | -- | -- | -- | -- | -- | -- | -- | -- | -- | -- | -- | -- | -- | |
| 12/05 | at Rams | -- | -- | -- | -- | -- | -- | -- | -- | -- | -- | -- | -- | -- | -- | -- | -- | -- | -- | -- | -- | -- | -- | -- | |
| 12/12 | at Titans | -- | -- | -- | -- | -- | -- | -- | -- | -- | -- | -- | -- | -- | -- | -- | -- | -- | -- | -- | -- | -- | -- | -- | |
| 12/19 | Texans | -- | -- | -- | -- | -- | -- | -- | -- | -- | -- | -- | -- | -- | -- | -- | -- | -- | -- | -- | -- | -- | -- | -- | |
| 12/26 | at Jets | -- | -- | -- | -- | -- | -- | -- | -- | -- | -- | -- | -- | -- | -- | -- | -- | -- | -- | -- | -- | -- | -- | -- | |
| 01/02 | at Patriots | -- | -- | -- | -- | -- | -- | -- | -- | -- | -- | -- | -- | -- | -- | -- | -- | -- | -- | -- | -- | -- | -- | -- | |
| 01/09 | Colts | -- | -- | -- | -- | -- | -- | -- | -- | -- | -- | -- | -- | -- | -- | -- | -- | -- | -- | -- | -- | -- | -- | -- | |
| MOST TIMES LED (INCLUDING TIES) | | D. CHARK JR. M. JONES JR. J. AGNEW | 2 | J. ROBINSON | 2 | M. JONES JR. | 2 | M. JONES JR. | 2 | M. JACK | 2 | M. JACK R. JENKINS | 2 | J. ALLEN | 2 | A. WINGARD | 1 | -- | -- | -- | -- | T. LAWRENCE | 3 | J. ROBINSON | 2 |



DEFENSIVE STATS

| POS. | PLAYER | TKL. | AST. | TOTAL | TFL | SACKS/YDS. | PR | FR | FF | INT./YDS. | PD |
|-----------------------|---------------------|------------|-----------|------------|-----------|-----------------|-----------|----------|----------|-------------|-----------|
| LB | M. Jack | 15 | 10 | 25 | 1 | 0.0/0.0 | 0 | 0 | 0 | 0/0 | 0 |
| LB | D. Wilson | 9 | 12 | 21 | 0 | 0.0/0.0 | 0 | 0 | 0 | 0/0 | 0 |
| S | A. Wingard | 13 | 7 | 20 | 1 | 1.0/1.0 | 1 | 0 | 0 | 1/23 | 1 |
| CB | S. Griffin | 11 | 4 | 15 | 0 | 0.0/0.0 | 0 | 0 | 0 | 0/0 | 2 |
| S | R. Jenkins | 14 | 0 | 14 | 1 | 0.0/0.0 | 1 | 0 | 0 | 0/0 | 2 |
| CB | T. Campbell | 10 | 3 | 13 | 0 | 0.0/0.0 | 0 | 0 | 0 | 0/0 | 2 |
| DT | M. Brown | 5 | 5 | 10 | 0 | 0.0/0.0 | 1 | 0 | 0 | 0/0 | 0 |
| DT | D. Hamilton | 3 | 7 | 10 | 0 | 0.0/0.0 | 0 | 0 | 0 | 0/0 | 0 |
| S | R. Ford | 8 | 1 | 9 | 0 | 0.0/0.0 | 0 | 0 | 0 | 0/0 | 0 |
| DE/OLB | J. Allen | 4 | 5 | 9 | 2 | 2.0/18.0 | 3 | 0 | 0 | 0/0 | 0 |
| CB | C. Claybrooks | 3 | 6 | 9 | 0 | 0.0/0.0 | 0 | 0 | 0 | 0/0 | 0 |
| CB | C. Henderson | 6 | 2 | 8 | 1 | 0.0/0.0 | 0 | 0 | 0 | 0/0 | 0 |
| DE/OLB | K. Chaisson | 4 | 4 | 8 | 0 | 0.0/0.0 | 0 | 0 | 0 | 0/0 | 0 |
| DL | J. Ward | 3 | 5 | 8 | 1 | 0.0/0.0 | 3 | 0 | 0 | 0/0 | 0 |
| DL | R. Robertson-Harris | 4 | 3 | 7 | 0 | 0.0/0.0 | 1 | 0 | 0 | 0/0 | 0 |
| DL | T. Bryan | 4 | 2 | 6 | 1 | 0.0/0.0 | 1 | 0 | 0 | 0/0 | 0 |
| DL | A. Gotsis | 4 | 2 | 6 | 2 | 1.0/9.0 | 2 | 0 | 0 | 0/0 | 0 |
| LB | S. Quarterman | 2 | 4 | 6 | 1 | 0.0/0.0 | 0 | 0 | 0 | 0/0 | 0 |
| DL | D. Smoot | 2 | 1 | 3 | 0 | 0.0/0.0 | 2 | 0 | 0 | 0/0 | 1 |
| S | A. Cisco | 2 | 0 | 2 | 0 | 0.0/0.0 | 0 | 0 | 0 | 0/0 | 0 |
| LB | D. Allen | 0 | 1 | 1 | 0 | 0.0/0.0 | 0 | 0 | 0 | 0/0 | 0 |
| DE/OLB | L. McCray | 0 | 1 | 1 | 0 | 0.0/0.0 | 0 | 0 | 0 | 0/0 | 0 |
| JAGUARS TOTALS | | 126 | 85 | 211 | 11 | 4.0/28.0 | 15 | 0 | 0 | 1/23 | 8 |
| OPP. TOTALS | | 93 | 68 | 161 | 12 | 4.0/80.0 | 13 | 2 | 4 | 7/83 | 16 |

Assist, TFL=Tackle for a Loss, PR=Pressures, Int.=Interception, FR=Fumble Recovery, FF=Forced Fumble, PD=Pass Defense

| 2021 JAGUARS SPECIAL TEAMS | | | | |
|----------------------------|-----------------------|----------|----------|-----------|
| POS. | PLAYER | TKL. | AST. | COMB. |
| RB | Ogunbowale, Dare | 2 | 0 | 2 |
| LB | Allen, Dakota | 1 | 0 | 1 |
| P | Cooke, Logan | 1 | 0 | 1 |
| LS | Maticcik, Ross | 1 | 0 | 1 |
| LB | Wilson, Damien | 1 | 0 | 1 |
| CB | Claybrooks, Chris | 0 | 1 | 1 |
| LB | Quarterman, Shaquille | 0 | 1 | 1 |
| LB | Russell, Chapelle | 0 | 1 | 1 |
| S | Wingard, Andrew | 0 | 1 | 1 |
| TOTALS | | 6 | 4 | 10 |

| DEFENSIVE STATS BY RANK | | | | | | | | | |
|-------------------------|-----|---------------|-----|------------------|-----|-----------------|-----|---------------------|-----|
| SACKS | | INTERCEPTIONS | | TACKLES FOR LOSS | | PASSES DEFENSED | | PRESSURES | |
| PLAYER | NO. | PLAYER | NO. | PLAYER | NO. | PLAYER | NO. | PLAYER | NO. |
| J. Allen | 2.0 | A. Wingard | 1 | J. Allen | 2 | T. Campbell | 2 | J. Allen | 3 |
| A. Gotsis | 1.0 | | | A. Gotsis | 2 | S. Griffin | 2 | J. Ward | 3 |
| A. Wingard | 1.0 | | | T. Bryan | 1 | R. Jenkins | 2 | A. Gotsis | 2 |
| | | | | C. Henderson | 1 | D. Smoot | 1 | D. Smoot | 2 |
| | | | | M. Jack | 1 | A. Wingard | 1 | M. Brown | 1 |
| | | | | R. Jenkins | 1 | | | T. Bryan | 1 |
| | | | | S. Quarterman | 1 | | | R. Jenkins | 1 |
| | | | | J. Ward | 1 | | | R. Robertson-Harris | 1 |
| | | | | A. Wingard | 1 | | | A. Wingard | 1 |



BIG PLAYS / BIG YARDAGE

| DATE | OPPONENT | RUSHES | | | | RECEPTIONS | | | | RETURNS | | | |
|-------|-----------------|--------|-----------------|-----|-----------|------------|----------------------|-----|-----------|---------|------------------|-----|-----------|
| | | GAIN | PLAYER | QTR | DR RESULT | GAIN | PLAYER | QTR | DR RESULT | GAIN | PLAYER | QTR | DR RESULT |
| 09/12 | at Houston | 13 | Carlos Hyde | 2 | TD | 33 | Marvin Jones Jr. | 1 | Miss FG | | | | |
| | | | | | | 27 | DJ Chark Jr. | 2' | TD | | | | |
| | | | | | | 22t | Chris Manhertz | 2' | TD | | | | |
| | | | | | | 41t | DJ Chark Jr. | 3 | TD | | | | |
| | | | | | | 22 | James O'Shaughnessy | 4 | TD | | | | |
| 09/19 | Denver | 10 | Trevor Lawrence | 2 | Miss FG | 24 | James O'Shaughnessy | 1' | TD | 102t | Jamal Agnew (KR) | 4 | TD |
| | | 12 | James Robinson | 3 | INT | 25t | Marvin Jones Jr. | 1 | TD | | | | |
| | | 11 | Trevor Lawrence | 4 | INT | | | | | | | | |
| 09/26 | Arizona | 18 | Carlos Hyde | 2 | TD | 20 | Laviska Shenault Jr. | 2 | INT | | | | |
| | | 17 | James Robinson | 3' | TD | 25 | DJ Chark Jr. | 4 | Fumble | | | | |
| | | 10 | James Robinson | 3' | TD | | | | | | | | |
| | | 21 | James Robinson | 3' | TD | | | | | | | | |
| | | 10 | Trevor Lawrence | 4 | Punt | | | | | | | | |
| 09/30 | at Cincinnati | -- | -- | -- | -- | -- | -- | -- | -- | -- | -- | -- | -- |
| 10/10 | Tennessee | -- | -- | -- | -- | -- | -- | -- | -- | -- | -- | -- | -- |
| 10/17 | Miami | -- | -- | -- | -- | -- | -- | -- | -- | -- | -- | -- | -- |
| 10/31 | at Seattle | -- | -- | -- | -- | -- | -- | -- | -- | -- | -- | -- | -- |
| 11/07 | Buffalo | -- | -- | -- | -- | -- | -- | -- | -- | -- | -- | -- | -- |
| 11/14 | at Indianapolis | -- | -- | -- | -- | -- | -- | -- | -- | -- | -- | -- | -- |
| 11/21 | San Francisco | -- | -- | -- | -- | -- | -- | -- | -- | -- | -- | -- | -- |
| 11/28 | Atlanta | -- | -- | -- | -- | -- | -- | -- | -- | -- | -- | -- | -- |
| 12/05 | at L.A. Rams | -- | -- | -- | -- | -- | -- | -- | -- | -- | -- | -- | -- |
| 12/12 | at Tennessee | -- | -- | -- | -- | -- | -- | -- | -- | -- | -- | -- | -- |
| 12/19 | Houston | -- | -- | -- | -- | -- | -- | -- | -- | -- | -- | -- | -- |
| 12/26 | at N.Y. Jets | -- | -- | -- | -- | -- | -- | -- | -- | -- | -- | -- | -- |
| 01/02 | at New England | -- | -- | -- | -- | -- | -- | -- | -- | -- | -- | -- | -- |
| 01/09 | Indianapolis | -- | -- | -- | -- | -- | -- | -- | -- | -- | -- | -- | -- |

-- result within the same drive

2021 REGULAR SEASON BIG YARDAGE GAMES

300-YARD PASSERS

| DATE | OPPONENT | PLAYER | ATT. | YDS. | COMP. | LG | TD |
|------|-----------|-----------------|------|------|-------|-----|----|
| 9/12 | at Texans | Trevor Lawrence | 51 | 332 | 28 | 41T | 3 |

2021 OPPONENTS BIG YARDAGE GAMES

100-YARD PASS RECEIVERS

| DATE | OPPONENT | PLAYER | REC. | YDS. | AVG. | LG | TD |
|------|---------------|------------------|------|------|------|----|----|
| 9/12 | at Texans | Brandin Cooks | 5 | 132 | 26.4 | 52 | 0 |
| 9/19 | vs. Broncos | Courtland Sutton | 9 | 159 | 17.7 | 55 | 0 |
| 9/26 | vs. Cardinals | A.J. Green | 5 | 112 | 22.4 | 36 | 0 |
| 9/26 | vs. Cardinals | Christian Kirk | 7 | 104 | 14.9 | 33 | 0 |

300-YARD PASSERS

| DATE | OPPONENT | PLAYER | ATT. | YDS. | COMP. | LG | TD |
|------|---------------|-------------------|------|------|-------|----|----|
| 9/19 | vs. Broncos | Teddy Bridgewater | 34 | 328 | 26 | 55 | 2 |
| 9/26 | vs. Cardinals | Kyler Murray | 34 | 316 | 28 | 36 | 0 |



TAKEAWAY/GIVEAWAY CHART

| DATE | OPPONENT | FORCED TURNOVERS | | | TURNOVERS CONVERTED | | | | | OUTCOME |
|------------------|-----------------|------------------|----------|----------|---------------------|----------|-----------|-------------|-------------|-----------|
| | | FUM | INTS | TOTAL | TD | FG | PTS. | PTS. PCT. | TD PCT. | NET DIFF. |
| 09/12 | Jacksonville | 0 | 0 | 0 | 0 | 0 | 0 | 0.0 | 0.0 | -3 |
| | at Houston | 0 | 3 | 3 | 0 | 1 | 3 | 33.3 | 0.0 | +3 |
| 09/19 | Jacksonville | 0 | 0 | 0 | 0 | 0 | 0 | 0.0 | 0.0 | -2 |
| | Denver | 0 | 2 | 2 | 0 | 2 | 6 | 100.0 | 0.0 | +2 |
| 09/26 | Jacksonville | 0 | 1 | 1 | 0 | 0 | 0 | 0.0 | 0.0 | -3 |
| | Arizona | 2 | 2 | 4 | 1 | 0 | 7 | 25.0 | 100.0 | +3 |
| 09/30 | at Cincinnati | -- | -- | -- | -- | -- | -- | -- | -- | -- |
| 10/10 | Tennessee | -- | -- | -- | -- | -- | -- | -- | -- | -- |
| 10/17 | Miami | -- | -- | -- | -- | -- | -- | -- | -- | -- |
| 10/31 | at Seattle | -- | -- | -- | -- | -- | -- | -- | -- | -- |
| 11/07 | Buffalo | -- | -- | -- | -- | -- | -- | -- | -- | -- |
| 11/14 | at Indianapolis | -- | -- | -- | -- | -- | -- | -- | -- | -- |
| 11/21 | San Francisco | -- | -- | -- | -- | -- | -- | -- | -- | -- |
| 11/28 | Atlanta | -- | -- | -- | -- | -- | -- | -- | -- | -- |
| 12/05 | at L.A. Rams | -- | -- | -- | -- | -- | -- | -- | -- | -- |
| 12/12 | at Tennessee | -- | -- | -- | -- | -- | -- | -- | -- | -- |
| 12/19 | Houston | -- | -- | -- | -- | -- | -- | -- | -- | -- |
| 12/26 | at N.Y. Jets | -- | -- | -- | -- | -- | -- | -- | -- | -- |
| 01/02 | at New England | -- | -- | -- | -- | -- | -- | -- | -- | -- |
| 01/09 | Indianapolis | -- | -- | -- | -- | -- | -- | -- | -- | -- |
| JAGUARS | | 0 | 1 | 1 | 0 | 0 | 0 | 0.0 | 0.0 | -8 |
| OPPONENTS | | 2 | 7 | 9 | 1 | 3 | 16 | 44.4 | 25.0 | +8 |



RED ZONE EFFICIENCY

| JAGUARS | | | | | | | | | | | | | | | | | | |
|---------------|-----------------|------------|----------|----------|----------|----------|----------|----------|----------|----------|----------|----------|------------|----------|-----------|-------------|-------------|------------|
| Date | Opponent | Num Drives | TD | PAT | 2-Pt. | Miss PAT | FG | FGA | Blk/MFG | INT | Fum | Dwns | Drive Ends | | | TD% | Score Pct. | Pts/Poss |
| 09/12 | at Houston | 1 | 1 | 1 | 0 | 0 | 0 | 0 | 0 | 0 | 0 | 0 | 0 | 0 | 7 | 100.0 | 100.0 | 7.0 |
| 09/19 | Denver | 0 | 0 | 0 | 0 | 0 | 0 | 0 | 0 | 0 | 0 | 0 | 0 | 0 | 0 | 0.0 | 0.0 | 0.0 |
| 09/26 | Arizona | 4 | 2 | 1 | 0 | 1 | 0 | 0 | 0 | 1 | 1 | 0 | 0 | 0 | 13 | 50.0 | 50.0 | 3.3 |
| 09/30 | at Cincinnati | -- | -- | -- | -- | -- | -- | -- | -- | -- | -- | -- | -- | -- | -- | -- | -- | -- |
| 10/10 | Tennessee | -- | -- | -- | -- | -- | -- | -- | -- | -- | -- | -- | -- | -- | -- | -- | -- | -- |
| 10/17 | Miami | -- | -- | -- | -- | -- | -- | -- | -- | -- | -- | -- | -- | -- | -- | -- | -- | -- |
| 10/31 | at Seattle | -- | -- | -- | -- | -- | -- | -- | -- | -- | -- | -- | -- | -- | -- | -- | -- | -- |
| 11/07 | Buffalo | -- | -- | -- | -- | -- | -- | -- | -- | -- | -- | -- | -- | -- | -- | -- | -- | -- |
| 11/14 | at Indianapolis | -- | -- | -- | -- | -- | -- | -- | -- | -- | -- | -- | -- | -- | -- | -- | -- | -- |
| 11/21 | San Francisco | -- | -- | -- | -- | -- | -- | -- | -- | -- | -- | -- | -- | -- | -- | -- | -- | -- |
| 11/28 | Atlanta | -- | -- | -- | -- | -- | -- | -- | -- | -- | -- | -- | -- | -- | -- | -- | -- | -- |
| 12/05 | at L.A. Rams | -- | -- | -- | -- | -- | -- | -- | -- | -- | -- | -- | -- | -- | -- | -- | -- | -- |
| 12/12 | at Tennessee | -- | -- | -- | -- | -- | -- | -- | -- | -- | -- | -- | -- | -- | -- | -- | -- | -- |
| 12/19 | Houston | -- | -- | -- | -- | -- | -- | -- | -- | -- | -- | -- | -- | -- | -- | -- | -- | -- |
| 12/26 | at N.Y. Jets | -- | -- | -- | -- | -- | -- | -- | -- | -- | -- | -- | -- | -- | -- | -- | -- | -- |
| 01/02 | at New England | -- | -- | -- | -- | -- | -- | -- | -- | -- | -- | -- | -- | -- | -- | -- | -- | -- |
| 01/09 | Indianapolis | -- | -- | -- | -- | -- | -- | -- | -- | -- | -- | -- | -- | -- | -- | -- | -- | -- |
| TOTALS | | 5 | 3 | 2 | 0 | 1 | 0 | 0 | 0 | 1 | 1 | 0 | 0 | 0 | 20 | 60.0 | 60.0 | 4.0 |

| OPPONENT | | | | | | | | | | | | | | | | | | |
|---------------|-----------------|------------|----------|----------|----------|----------|----------|----------|----------|----------|----------|----------|------------|----------|-----------|-------------|-------------|------------|
| Date | Opponent | Num Drives | TD | PAT | 2-Pt. | Miss PAT | FG | FGA | Blk/MFG | INT | Fum | Dwns | Drive Ends | | | TD% | Score Pct. | Pts/Poss |
| 09/12 | at Houston | 6 | 4 | 4 | 0 | 0 | 2 | 2 | 0 | 0 | 0 | 0 | 0 | 0 | 34 | 66.7 | 100.0 | 5.7 |
| 09/19 | Denver | 4 | 2 | 2 | 0 | 0 | 1 | 1 | 0 | 0 | 0 | 0 | 0 | 1 | 17 | 50.0 | 75.0 | 4.3 |
| 09/26 | Arizona | 4 | 3 | 3 | 0 | 0 | 1 | 1 | 0 | 0 | 0 | 0 | 0 | 0 | 24 | 75.0 | 100.0 | 6.0 |
| 09/30 | at Cincinnati | -- | -- | -- | -- | -- | -- | -- | -- | -- | -- | -- | -- | -- | -- | -- | -- | -- |
| 10/10 | Tennessee | -- | -- | -- | -- | -- | -- | -- | -- | -- | -- | -- | -- | -- | -- | -- | -- | -- |
| 10/17 | Miami | -- | -- | -- | -- | -- | -- | -- | -- | -- | -- | -- | -- | -- | -- | -- | -- | -- |
| 10/31 | at Seattle | -- | -- | -- | -- | -- | -- | -- | -- | -- | -- | -- | -- | -- | -- | -- | -- | -- |
| 11/07 | Buffalo | -- | -- | -- | -- | -- | -- | -- | -- | -- | -- | -- | -- | -- | -- | -- | -- | -- |
| 11/14 | at Indianapolis | -- | -- | -- | -- | -- | -- | -- | -- | -- | -- | -- | -- | -- | -- | -- | -- | -- |
| 11/21 | San Francisco | -- | -- | -- | -- | -- | -- | -- | -- | -- | -- | -- | -- | -- | -- | -- | -- | -- |
| 11/28 | Atlanta | -- | -- | -- | -- | -- | -- | -- | -- | -- | -- | -- | -- | -- | -- | -- | -- | -- |
| 12/05 | at L.A. Rams | -- | -- | -- | -- | -- | -- | -- | -- | -- | -- | -- | -- | -- | -- | -- | -- | -- |
| 12/12 | at Tennessee | -- | -- | -- | -- | -- | -- | -- | -- | -- | -- | -- | -- | -- | -- | -- | -- | -- |
| 12/19 | Houston | -- | -- | -- | -- | -- | -- | -- | -- | -- | -- | -- | -- | -- | -- | -- | -- | -- |
| 12/26 | at N.Y. Jets | -- | -- | -- | -- | -- | -- | -- | -- | -- | -- | -- | -- | -- | -- | -- | -- | -- |
| 01/02 | at New England | -- | -- | -- | -- | -- | -- | -- | -- | -- | -- | -- | -- | -- | -- | -- | -- | -- |
| 01/09 | Indianapolis | -- | -- | -- | -- | -- | -- | -- | -- | -- | -- | -- | -- | -- | -- | -- | -- | -- |
| TOTALS | | 14 | 9 | 9 | 0 | 0 | 4 | 4 | 0 | 0 | 0 | 0 | 0 | 1 | 75 | 64.3 | 92.9 | 5.4 |



GOAL TO GO SITUATIONS

| JAGUARS | | | | | | | | | | | | | | | | | | |
|---------------|-----------------|----------|----------|----------|----------|----------|----------|----------|-------------|----------|----------|----------|------------|----------|-----------|--------------|--------------|------------|
| Date | Opponent | Num | | PAT | 2-Pt. | Miss | | FGA | Blk/ MFG | INT | Fum | Dwns | Drive Ends | | | Score | | Pts/Poss |
| | | Drives | TD | | | PAT | PAT | | | | | | FG | Half | Game | Pts | TD% | |
| 09/12 | at Houston | 1 | 1 | 1 | 0 | 0 | 0 | 0 | 0 | 0 | 0 | 0 | 0 | 0 | 7 | 100.0 | 100.0 | 7.0 |
| 09/19 | Denver | 0 | 0 | 0 | 0 | 0 | 0 | 0 | 0 | 0 | 0 | 0 | 0 | 0 | 0 | 0.0 | 0.0 | 0.0 |
| 09/26 | Arizona | 1 | 1 | 0 | 0 | 1 | 0 | 0 | 0 | 0 | 0 | 0 | 0 | 0 | 6 | 100.0 | 100.0 | 6.0 |
| 09/30 | at Cincinnati | -- | -- | -- | -- | -- | -- | -- | -- | -- | -- | -- | -- | -- | -- | -- | -- | -- |
| 10/10 | Tennessee | -- | -- | -- | -- | -- | -- | -- | -- | -- | -- | -- | -- | -- | -- | -- | -- | -- |
| 10/17 | Miami | -- | -- | -- | -- | -- | -- | -- | -- | -- | -- | -- | -- | -- | -- | -- | -- | -- |
| 10/31 | at Seattle | -- | -- | -- | -- | -- | -- | -- | -- | -- | -- | -- | -- | -- | -- | -- | -- | -- |
| 11/07 | Buffalo | -- | -- | -- | -- | -- | -- | -- | -- | -- | -- | -- | -- | -- | -- | -- | -- | -- |
| 11/14 | at Indianapolis | -- | -- | -- | -- | -- | -- | -- | -- | -- | -- | -- | -- | -- | -- | -- | -- | -- |
| 11/21 | San Francisco | -- | -- | -- | -- | -- | -- | -- | -- | -- | -- | -- | -- | -- | -- | -- | -- | -- |
| 11/28 | Atlanta | -- | -- | -- | -- | -- | -- | -- | -- | -- | -- | -- | -- | -- | -- | -- | -- | -- |
| 12/05 | at L.A. Rams | -- | -- | -- | -- | -- | -- | -- | -- | -- | -- | -- | -- | -- | -- | -- | -- | -- |
| 12/12 | at Tennessee | -- | -- | -- | -- | -- | -- | -- | -- | -- | -- | -- | -- | -- | -- | -- | -- | -- |
| 12/19 | Houston | -- | -- | -- | -- | -- | -- | -- | -- | -- | -- | -- | -- | -- | -- | -- | -- | -- |
| 12/26 | at N.Y. Jets | -- | -- | -- | -- | -- | -- | -- | -- | -- | -- | -- | -- | -- | -- | -- | -- | -- |
| 01/02 | at New England | -- | -- | -- | -- | -- | -- | -- | -- | -- | -- | -- | -- | -- | -- | -- | -- | -- |
| 01/09 | Indianapolis | -- | -- | -- | -- | -- | -- | -- | -- | -- | -- | -- | -- | -- | -- | -- | -- | -- |
| TOTALS | | 2 | 2 | 1 | 0 | 1 | 0 | 0 | 0 | 0 | 0 | 0 | 0 | 0 | 13 | 100.0 | 100.0 | 6.5 |

| OPPONENT | | | | | | | | | | | | | | | | | | |
|---------------|-----------------|----------|----------|----------|----------|----------|----------|----------|-------------|----------|----------|----------|------------|----------|-----------|-------------|-------------|------------|
| Date | Opponent | Num | | PAT | 2-Pt. | Miss | | FGA | Blk/ MFG | INT | Fum | Dwns | Drive Ends | | | Score | | Pts/Poss |
| | | Drives | TD | | | PAT | PAT | | | | | | FG | Half | Game | Pts | TD% | |
| 09/12 | at Houston | 4 | 3 | 3 | 0 | 0 | 1 | 1 | 0 | 0 | 0 | 0 | 0 | 0 | 24 | 75.0 | 100.0 | 6.0 |
| 09/19 | Denver | 2 | 0 | 0 | 0 | 0 | 1 | 1 | 0 | 0 | 0 | 0 | 0 | 1 | 3 | 0.0 | 50.0 | 1.5 |
| 09/26 | Arizona | 3 | 3 | 3 | 0 | 0 | 0 | 0 | 0 | 0 | 0 | 0 | 0 | 0 | 21 | 100.0 | 100.0 | 7.0 |
| 09/30 | at Cincinnati | -- | -- | -- | -- | -- | -- | -- | -- | -- | -- | -- | -- | -- | -- | -- | -- | -- |
| 10/10 | Tennessee | -- | -- | -- | -- | -- | -- | -- | -- | -- | -- | -- | -- | -- | -- | -- | -- | -- |
| 10/17 | Miami | -- | -- | -- | -- | -- | -- | -- | -- | -- | -- | -- | -- | -- | -- | -- | -- | -- |
| 10/31 | at Seattle | -- | -- | -- | -- | -- | -- | -- | -- | -- | -- | -- | -- | -- | -- | -- | -- | -- |
| 11/07 | Buffalo | -- | -- | -- | -- | -- | -- | -- | -- | -- | -- | -- | -- | -- | -- | -- | -- | -- |
| 11/14 | at Indianapolis | -- | -- | -- | -- | -- | -- | -- | -- | -- | -- | -- | -- | -- | -- | -- | -- | -- |
| 11/21 | San Francisco | -- | -- | -- | -- | -- | -- | -- | -- | -- | -- | -- | -- | -- | -- | -- | -- | -- |
| 11/28 | Atlanta | -- | -- | -- | -- | -- | -- | -- | -- | -- | -- | -- | -- | -- | -- | -- | -- | -- |
| 12/05 | at L.A. Rams | -- | -- | -- | -- | -- | -- | -- | -- | -- | -- | -- | -- | -- | -- | -- | -- | -- |
| 12/12 | at Tennessee | -- | -- | -- | -- | -- | -- | -- | -- | -- | -- | -- | -- | -- | -- | -- | -- | -- |
| 12/19 | Houston | -- | -- | -- | -- | -- | -- | -- | -- | -- | -- | -- | -- | -- | -- | -- | -- | -- |
| 12/26 | at N.Y. Jets | -- | -- | -- | -- | -- | -- | -- | -- | -- | -- | -- | -- | -- | -- | -- | -- | -- |
| 01/02 | at New England | -- | -- | -- | -- | -- | -- | -- | -- | -- | -- | -- | -- | -- | -- | -- | -- | -- |
| 01/09 | Indianapolis | -- | -- | -- | -- | -- | -- | -- | -- | -- | -- | -- | -- | -- | -- | -- | -- | -- |
| TOTALS | | 9 | 6 | 6 | 0 | 0 | 2 | 2 | 0 | 0 | 0 | 0 | 0 | 1 | 48 | 66.7 | 88.9 | 5.3 |



DRIVE CHARTS

WEEK 1: JAGUARS 21, TEXANS 37

SEPTEMBER 12, 2021

| JAGUARS | | | | | | | | | | | | | TEXANS | | | | | | | | | | | | |
|---------|-------|-------|------|----------|--------|-------|-----|-----|-----|-----|--------|--------------|--------|-------|-------|------|--------------|--------|-------|-----|-----|-----|-----|--------|------------|
| # | RECD | LOST | POSS | OBTAINED | BEGAN | PLAYS | YDS | PEN | NET | 1ST | ENDED | GIVEN UP | # | RECD | LOST | POSS | OBTAINED | BEGAN | PLAYS | YDS | PEN | NET | 1ST | ENDED | GIVEN UP |
| 1 | 14:11 | 13:41 | 0:30 | Punt | JAX 21 | 3 | 13 | -5 | 8 | 0 | JAX 29 | Punt | 1 | 15:00 | 14:11 | 0:49 | Kickoff | HOU 25 | 3 | 6 | 0 | 6 | 0 | HOU 31 | Punt |
| 2 | 06:39 | 04:39 | 2:00 | Kickoff | JAX 25 | 5 | 48 | -10 | 38 | 1 | HOU 37 | Missed FG | 2 | 13:41 | 06:39 | 7:02 | Punt | HOU 16 | 14 | 84 | 0 | 84 | 5 | JAX 1 | Touchdown |
| 3 | 02:25 | 12:20 | 5:05 | Kickoff | JAX 25 | 11 | 80 | -5 | 75 | 5 | HOU 22 | Touchdown | 3 | 04:39 | 02:25 | 2:14 | Missed FG | HOU 45 | 5 | 55 | 0 | 55 | 3 | JAX 7 | Touchdown |
| 4 | 08:07 | 04:42 | 3:25 | Kickoff | JAX 25 | 6 | 35 | -10 | 25 | 2 | JAX 43 | Interception | 4 | 12:20 | 08:07 | 4:13 | Kickoff | HOU 24 | 9 | 59 | -5 | 54 | 2 | JAX 22 | Field Goal |
| 5 | 03:21 | 02:17 | 1:04 | Punt | JAX 7 | 2 | 6 | -5 | 1 | 0 | JAX 8 | Interception | 5 | 04:42 | 03:21 | 1:21 | Interception | JAX 48 | 3 | 8 | -5 | 3 | 0 | JAX 45 | Punt |
| 6 | 00:59 | 00:37 | 0:22 | Kickoff | JAX 25 | 3 | 0 | 0 | 0 | 0 | JAX 25 | Punt | 6 | 02:17 | 00:59 | 1:18 | Interception | JAX 7 | 5 | 7 | -7 | 0 | 1 | JAX 7 | Field Goal |
| 7 | 00:08 | 00:00 | 0:08 | Kickoff | JAX 25 | 1 | -2 | 0 | -2 | 0 | JAX 25 | End Half | 7 | 00:37 | 00:08 | 0:29 | Punt | HOU 31 | 4 | 69 | 0 | 69 | 2 | JAX 8 | Touchdown |
| 8 | 15:00 | 13:39 | 1:21 | Kickoff | JAX 25 | 3 | 5 | 0 | 5 | 0 | JAX 30 | Punt | 8 | 13:39 | 09:47 | 3:52 | Punt | HOU 28 | 6 | 22 | 0 | 22 | 1 | HOU 41 | Punt |
| 9 | 09:47 | 08:08 | 1:39 | Punt | JAX 11 | 3 | 8 | 0 | 8 | 0 | JAX 19 | Punt | 9 | 08:08 | 03:24 | 4:44 | Punt | HOU 32 | 9 | 68 | 0 | 68 | 4 | JAX 5 | Touchdown |
| 10 | 03:24 | 01:48 | 1:36 | Kickoff | JAX 25 | 4 | 60 | 15 | 75 | 3 | HOU 41 | Touchdown | 10 | 01:48 | 00:15 | 1:33 | Kickoff | HOU 22 | 3 | 6 | 0 | 6 | 0 | HOU 28 | Punt |
| 11 | 00:15 | 14:49 | 0:26 | Punt | JAX 21 | 3 | 7 | 0 | 7 | 0 | JAX 28 | Punt | 11 | 14:49 | 11:56 | 2:53 | Punt | HOU 31 | 7 | 38 | 24 | 62 | 3 | JAX 7 | Field Goal |
| 12 | 11:56 | 09:39 | 2:17 | Kickoff | JAX 25 | 8 | 38 | 0 | 38 | 2 | HOU 37 | Interception | 12 | 09:39 | 07:41 | 1:58 | Interception | HOU 24 | 3 | 9 | 0 | 9 | 0 | HOU 33 | Punt |
| 13 | 07:41 | 05:23 | 2:18 | Punt | JAX 24 | 5 | 7 | 0 | 7 | 1 | JAX 31 | Punt | 13 | 05:23 | 02:50 | 2:33 | Punt | HOU 20 | 6 | 19 | 0 | 19 | 1 | HOU 39 | Punt |
| 14 | 02:50 | 00:05 | 2:45 | Punt | JAX 15 | 12 | 90 | -5 | 85 | 6 | HOU 4 | Touchdown | 14 | 00:05 | 00:00 | 0:05 | Kickoff | HOU 25 | 1 | -1 | 0 | -1 | 0 | HOU 25 | End Game |

WEEK 2: JAGUARS 13, BRONCOS 23

SEPTEMBER 19, 2021

| JAGUARS | | | | | | | | | | | | | BRONCOS | | | | | | | | | | | | |
|---------|-------|-------|------|----------|--------|-------|-----|-----|-----|-----|--------|--------------|---------|-------|-------|------|--------------|--------|-------|-----|-----|-----|-----|--------|------------|
| # | RECD | LOST | POSS | OBTAINED | BEGAN | PLAYS | YDS | PEN | NET | 1ST | ENDED | GIVEN UP | # | RECD | LOST | POSS | OBTAINED | BEGAN | PLAYS | YDS | PEN | NET | 1ST | ENDED | GIVEN UP |
| 1 | 15:00 | 09:21 | 5:39 | Kickoff | JAX 17 | 11 | 83 | 0 | 83 | 4 | DEN 25 | Touchdown | 1 | 09:21 | 00:26 | 8:55 | Kickoff | DEN 25 | 13 | 56 | 5 | 61 | 5 | JAX 14 | Field Goal |
| 2 | 00:26 | 14:43 | 0:43 | Kickoff | JAX 25 | 3 | -2 | 0 | -2 | 0 | JAX 23 | Punt | 2 | 14:43 | 11:35 | 3:08 | Punt | DEN 33 | 5 | 18 | -5 | 13 | 1 | DEN 46 | Punt |
| 3 | 11:35 | 08:34 | 3:01 | Punt | JAX 28 | 6 | 2 | 36 | 38 | 1 | DEN 34 | Missed FG | 3 | 08:34 | 07:25 | 1:09 | Missed FG | DEN 42 | 3 | 1 | 0 | 1 | 0 | DEN 43 | Punt |
| 4 | 07:25 | 05:56 | 1:29 | Punt | JAX 14 | 3 | 7 | 0 | 7 | 0 | JAX 21 | Punt | 4 | 05:56 | 01:54 | 4:02 | Punt | DEN 20 | 8 | 80 | 0 | 80 | 4 | JAX 12 | Touchdown |
| 5 | 01:54 | 00:19 | 1:35 | Kickoff | JAX 25 | 12 | 40 | 5 | 45 | 3 | DEN 30 | Missed FG | 5 | 00:19 | 00:00 | 0:19 | Missed FG | DEN 38 | 4 | 39 | 0 | 39 | 1 | DEN 47 | End Half |
| 6 | 12:35 | 10:30 | 2:05 | Kickoff | JAX 25 | 3 | 0 | 0 | 0 | 0 | JAX 25 | Punt | 6 | 15:00 | 12:35 | 2:25 | Kickoff | DEN 25 | 4 | 75 | 0 | 75 | 2 | JAX 14 | Touchdown |
| 7 | 06:44 | 04:23 | 2:21 | Punt | JAX 17 | 4 | 18 | 5 | 23 | 1 | JAX 40 | Interception | 7 | 10:30 | 06:44 | 3:46 | Punt | DEN 19 | 5 | 21 | -5 | 16 | 1 | DEN 35 | Punt |
| 8 | 01:04 | 00:01 | 1:03 | Kickoff | JAX 25 | 3 | 6 | -5 | 1 | 0 | JAX 26 | Punt | 8 | 04:23 | 01:04 | 3:19 | Interception | DEN 49 | 7 | 24 | 0 | 24 | 2 | JAX 27 | Field Goal |
| 9 | 13:27 | 10:31 | 2:56 | Punt | JAX 10 | 7 | 35 | 5 | 40 | 3 | DEN 45 | Interception | 9 | 00:01 | 13:27 | 1:34 | Punt | DEN 35 | 3 | 9 | 0 | 9 | 0 | DEN 44 | Punt |
| 10 | 05:42 | 05:26 | 0:16 | Kickoff | JAX 0 | 0 | 0 | 0 | 0 | 0 | DEN 0 | Touchdown | 10 | 10:31 | 05:42 | 4:49 | Interception | DEN 6 | 9 | 42 | 30 | 72 | 3 | JAX 22 | Field Goal |
| | | | | | | | | | | | | | 11 | 05:26 | 00:00 | 5:26 | Kickoff | JAX 39 | 9 | 33 | 0 | 33 | 3 | JAX 5 | End Game |

WEEK 3: JAGUARS 19, CARDINALS 31

SEPTEMBER 26, 2021

| JAGUARS | | | | | | | | | | | | | CARDINALS | | | | | | | | | | | | |
|---------|-------|-------|------|--------------|--------|-------|-----|-----|-----|-----|--------|--------------|-----------|-------|-------|------|--------------|--------|-------|-----|-----|-----|-----|--------|--------------|
| # | RECD | LOST | POSS | OBTAINED | BEGAN | PLAYS | YDS | PEN | NET | 1ST | ENDED | GIVEN UP | # | RECD | LOST | POSS | OBTAINED | BEGAN | PLAYS | YDS | PEN | NET | 1ST | ENDED | GIVEN UP |
| 1 | 15:00 | 13:24 | 1:36 | Kickoff | JAX 25 | 3 | 7 | 0 | 7 | 0 | JAX 32 | Punt | 1 | 13:24 | 11:57 | 1:27 | Punt | ARI 9 | 3 | 9 | 0 | 9 | 0 | ARI 18 | Punt |
| 2 | 11:57 | 10:04 | 1:53 | Punt | JAX 23 | 3 | 5 | 0 | 5 | 0 | JAX 28 | Punt | 2 | 10:04 | 06:42 | 3:22 | Punt | ARI 44 | 7 | 56 | 0 | 56 | 4 | JAX 1 | Touchdown |
| 3 | 06:42 | 03:25 | 3:17 | Kickoff | JAX 25 | 7 | 30 | 0 | 30 | 2 | ARI 45 | Punt | 3 | 03:25 | 01:05 | 2:20 | Punt | ARI 1 | 3 | 9 | -5 | 4 | 0 | ARI 5 | Punt |
| 4 | 01:05 | 12:18 | 3:47 | Punt | JAX 17 | 7 | 33 | 0 | 33 | 2 | ARI 17 | Interception | 4 | 12:18 | 09:04 | 3:14 | Interception | ARI 14 | 5 | 28 | -10 | 18 | 1 | ARI 32 | Punt |
| 5 | 09:04 | 07:44 | 1:20 | Punt | JAX 21 | 3 | 9 | 0 | 9 | 0 | JAX 30 | Punt | 5 | 07:44 | 03:22 | 4:22 | Punt | ARI 23 | 6 | 28 | -10 | 18 | 2 | ARI 41 | Punt |
| 6 | 03:22 | 00:21 | 3:01 | Punt | JAX 26 | 9 | 79 | -5 | 74 | 4 | ARI 12 | Touchdown | 6 | 00:21 | 00:00 | 0:21 | Kickoff | ARI 25 | 4 | 25 | 0 | 25 | 2 | ARI 38 | Missed FG |
| 7 | 13:03 | 12:25 | 0:38 | Interception | JAX 22 | 3 | 6 | 0 | 6 | 0 | JAX 28 | Punt | 7 | 15:00 | 13:03 | 1:57 | Kickoff | ARI 25 | 5 | 17 | 15 | 32 | 2 | JAX 43 | Interception |
| 8 | 07:38 | 03:33 | 4:05 | Kickoff | JAX 25 | 8 | 75 | 0 | 75 | 5 | ARI 4 | Touchdown | 8 | 12:25 | 07:38 | 4:47 | Punt | ARI 16 | 12 | 68 | 0 | 68 | 3 | JAX 16 | Field Goal |
| 9 | 01:21 | 00:24 | 0:57 | Kickoff | JAX 21 | 2 | 4 | 0 | 4 | 0 | JAX 25 | Interception | 9 | 03:33 | 01:21 | 2:12 | Kickoff | ARI 25 | 5 | 75 | 0 | 75 | 4 | JAX 4 | Touchdown |
| 10 | 00:24 | 13:41 | 1:43 | Kickoff | JAX 25 | 3 | 14 | -10 | 4 | 0 | JAX 29 | Punt | 10 | 13:41 | 06:49 | 6:52 | Punt | ARI 35 | 11 | 65 | 0 | 65 | 4 | JAX 1 | Touchdown |
| 11 | 06:49 | 04:11 | 2:38 | Kickoff | JAX 25 | 8 | 36 | 15 | 51 | 4 | ARI 24 | Fumble | 11 | 04:11 | 02:11 | 2:00 | Fumble | ARI 24 | 5 | 27 | -10 | 17 | 1 | ARI 41 | Punt |
| 12 | 02:11 | 00:00 | 2:11 | Punt | JAX 20 | 10 | 17 | -10 | 7 | 3 | ARI 16 | Fumble | | | | | | | | | | | | | |



INDIVIDUAL GAME-BY-GAME STATS: RUSHING

| RUSHING: | | JAMES ROBINSON | | | | | CARLOS HYDE | | | | | TREVOR LAWRENCE | | | | |
|---------------|-----------------|----------------|------------|------------|-----------|----------|-------------|-----------|------------|-----------|----------|-----------------|-----------|------------|-----------|----------|
| DATE | OPP. | NO. | YDS | AVG | LG | TD | NO. | YDS | AVG | LG | TD | NO. | YDS | AVG | LG | TD |
| 09/12 | at Houston | 5 | 25 | 5.0 | 7 | 0 | 9 | 44 | 4.9 | 13 | 0 | 1 | -2 | -2.0 | -2 | 0 |
| 09/19 | Denver | 11 | 47 | 4.3 | 12 | 0 | 2 | 7 | 3.5 | 6 | 0 | 2 | 21 | 10.5 | 11 | 0 |
| 09/26 | Arizona | 15 | 88 | 5.9 | 21 | 1 | 8 | 44 | 5.5 | 18 | 0 | 6 | 27 | 4.5 | 10 | 0 |
| 09/30 | at Cincinnati | | | | | | | | | | | | | | | |
| 10/10 | Tennessee | | | | | | | | | | | | | | | |
| 10/17 | Miami | | | | | | | | | | | | | | | |
| 10/31 | at Seattle | | | | | | | | | | | | | | | |
| 11/07 | Buffalo | | | | | | | | | | | | | | | |
| 11/14 | at Indianapolis | | | | | | | | | | | | | | | |
| 11/21 | San Francisco | | | | | | | | | | | | | | | |
| 11/28 | Atlanta | | | | | | | | | | | | | | | |
| 12/05 | at L.A. Rams | | | | | | | | | | | | | | | |
| 12/12 | at Tennessee | | | | | | | | | | | | | | | |
| 12/19 | Houston | | | | | | | | | | | | | | | |
| 12/26 | at N.Y. Jets | | | | | | | | | | | | | | | |
| 01/02 | at New England | | | | | | | | | | | | | | | |
| 01/09 | Indianapolis | | | | | | | | | | | | | | | |
| TOTALS | | 31 | 160 | 5.2 | 21 | 1 | 19 | 95 | 5.0 | 18 | 0 | 9 | 46 | 5.1 | 11 | 0 |

| RUSHING: | | LAVISKA SHENAULT JR. | | | | |
|---------------|-----------------|----------------------|----------|------------|----------|----------|
| DATE | OPP. | NO. | YDS | AVG | LG | TD |
| 09/12 | at Houston | 1 | 9 | 9.0 | 9 | 0 |
| 09/19 | Denver | 1 | 0 | 0.0 | -- | 0 |
| 09/26 | Arizona | 0 | 0 | 0.0 | -- | 0 |
| 09/30 | at Cincinnati | | | | | |
| 10/10 | Tennessee | | | | | |
| 10/17 | Miami | | | | | |
| 10/31 | at Seattle | | | | | |
| 11/07 | Buffalo | | | | | |
| 11/14 | at Indianapolis | | | | | |
| 11/21 | San Francisco | | | | | |
| 11/28 | Atlanta | | | | | |
| 12/05 | at L.A. Rams | | | | | |
| 12/12 | at Tennessee | | | | | |
| 12/19 | Houston | | | | | |
| 12/26 | at N.Y. Jets | | | | | |
| 01/02 | at New England | | | | | |
| 01/09 | Indianapolis | | | | | |
| TOTALS | | 2 | 9 | 4.5 | 9 | 0 |



INDIVIDUAL GAME-BY-GAME STATS: RECEIVING

| RECEIVING: | | MARVIN JONES JR. | | | | | DJ CHARK JR. | | | | | LAVISKA SHENAULT JR. | | | | |
|---------------|-----------------|------------------|------------|-------------|-----------|----------|--------------|------------|-------------|------------|----------|----------------------|-----------|------------|-----------|----------|
| DATE | OPP. | NO. | YDS | AVG | LG | TD | NO. | YDS | AVG | LG | TD | NO. | YDS | AVG | LG | TD |
| 09/12 | at Houston | 5 | 77 | 15.4 | 33 | 1 | 3 | 86 | 28.7 | 41t | 1 | 7 | 50 | 7.1 | 14 | 0 |
| 09/19 | Denver | 6 | 55 | 9.2 | 25t | 1 | 1 | 19 | 19.0 | 19 | 0 | 2 | -3 | -1.5 | 5 | 0 |
| 09/26 | Arizona | 6 | 62 | 10.3 | 14 | 0 | 3 | 49 | 16.3 | 25 | 1 | 4 | 48 | 12.0 | 20 | 0 |
| 09/30 | at Cincinnati | | | | | | | | | | | | | | | |
| 10/10 | Tennessee | | | | | | | | | | | | | | | |
| 10/17 | Miami | | | | | | | | | | | | | | | |
| 10/31 | at Seattle | | | | | | | | | | | | | | | |
| 11/07 | Buffalo | | | | | | | | | | | | | | | |
| 11/14 | at Indianapolis | | | | | | | | | | | | | | | |
| 11/21 | San Francisco | | | | | | | | | | | | | | | |
| 11/28 | Atlanta | | | | | | | | | | | | | | | |
| 12/05 | at L.A. Rams | | | | | | | | | | | | | | | |
| 12/12 | at Tennessee | | | | | | | | | | | | | | | |
| 12/19 | Houston | | | | | | | | | | | | | | | |
| 12/26 | at N.Y. Jets | | | | | | | | | | | | | | | |
| 01/02 | at New England | | | | | | | | | | | | | | | |
| 01/09 | Indianapolis | | | | | | | | | | | | | | | |
| TOTALS | | 17 | 194 | 11.4 | 33 | 2 | 7 | 154 | 22.0 | 41T | 2 | 13 | 95 | 7.3 | 20 | 0 |

| RECEIVING: | | JAMES ROBINSON | | | | | JAMES O'SHAUGHNESSY | | | | | CHRIS MANHERTZ | | | | |
|---------------|-----------------|----------------|-----------|------------|-----------|----------|------------------------|-----------|-------------|-----------|----------|----------------|-----------|-------------|------------|----------|
| DATE | OPP. | NO. | YDS | AVG | LG | TD | NO. | YDS | AVG | LG | TD | NO. | YDS | AVG | LG | TD |
| 09/12 | at Houston | 3 | 29 | 9.7 | 15 | 0 | 6 | 48 | 8.0 | 22 | 0 | 1 | 22 | 22.0 | 22t | 1 |
| 09/19 | Denver | 3 | 17 | 5.7 | 13 | 0 | 1 | 24 | 24.0 | 24 | 0 | 0 | 0 | 0.0 | -- | 0 |
| 09/26 | Arizona | 6 | 46 | 7.7 | 13 | 0 | <i>INJURED RESERVE</i> | | | | | 0 | 0 | 0.0 | -- | 0 |
| 09/30 | at Cincinnati | | | | | | | | | | | | | | | |
| 10/10 | Tennessee | | | | | | | | | | | | | | | |
| 10/17 | Miami | | | | | | | | | | | | | | | |
| 10/31 | at Seattle | | | | | | | | | | | | | | | |
| 11/07 | Buffalo | | | | | | | | | | | | | | | |
| 11/14 | at Indianapolis | | | | | | | | | | | | | | | |
| 11/21 | San Francisco | | | | | | | | | | | | | | | |
| 11/28 | Atlanta | | | | | | | | | | | | | | | |
| 12/05 | at L.A. Rams | | | | | | | | | | | | | | | |
| 12/12 | at Tennessee | | | | | | | | | | | | | | | |
| 12/19 | Houston | | | | | | | | | | | | | | | |
| 12/26 | at N.Y. Jets | | | | | | | | | | | | | | | |
| 01/02 | at New England | | | | | | | | | | | | | | | |
| 01/09 | Indianapolis | | | | | | | | | | | | | | | |
| TOTALS | | 12 | 92 | 7.7 | 15 | 0 | 7 | 72 | 10.3 | 24 | 0 | 1 | 22 | 22.0 | 22T | 1 |

| RECEIVING: | | JACOB HOLLISTER | | | | | CARLOS HYDE | | | | | TYRON JOHNSON | | | | |
|---------------|-----------------|-----------------|-----------|-----------------|----------|----------|-------------|-----------|------------|----------|----------|---------------|----------|------------|----------|----------|
| DATE | OPP. | NO. | YDS | AVG | LG | TD | NO. | YDS | AVG | LG | TD | NO. | YDS | AVG | LG | TD |
| 09/12 | at Houston | | | <i>INACTIVE</i> | | | 2 | 14 | 7.0 | 9 | 0 | 1 | 6 | 6.0 | 6 | 0 |
| 09/19 | Denver | | | <i>INACTIVE</i> | | | 0 | 0 | 0.0 | -- | 0 | 0 | 0.0 | -- | 0 | 0 |
| 09/26 | Arizona | 2 | 15 | 7.5 | 9 | 0 | 0 | 0 | 0.0 | -- | 0 | 0 | 0.0 | -- | 0 | 0 |
| 09/30 | at Cincinnati | | | | | | | | | | | | | | | |
| 10/10 | Tennessee | | | | | | | | | | | | | | | |
| 10/17 | Miami | | | | | | | | | | | | | | | |
| 10/31 | at Seattle | | | | | | | | | | | | | | | |
| 11/07 | Buffalo | | | | | | | | | | | | | | | |
| 11/14 | at Indianapolis | | | | | | | | | | | | | | | |
| 11/21 | San Francisco | | | | | | | | | | | | | | | |
| 11/28 | Atlanta | | | | | | | | | | | | | | | |
| 12/05 | at L.A. Rams | | | | | | | | | | | | | | | |
| 12/12 | at Tennessee | | | | | | | | | | | | | | | |
| 12/19 | Houston | | | | | | | | | | | | | | | |
| 12/26 | at N.Y. Jets | | | | | | | | | | | | | | | |
| 01/02 | at New England | | | | | | | | | | | | | | | |
| 01/09 | Indianapolis | | | | | | | | | | | | | | | |
| TOTALS | | 2 | 15 | 7.5 | 9 | 0 | 2 | 14 | 7.0 | 9 | 0 | 1 | 6 | 6.0 | 6 | 0 |



INDIVIDUAL GAME-BY-GAME STATS: RECEIVING

| RECEIVING: | | LUKE FARRELL | | | | |
|---------------|-----------------|--------------|----------|------------|----------|----------|
| DATE | OPP. | NO. | YDS | AVG | LG | TD |
| 09/12 | at Houston | 0 | 0 | 0.0 | -- | 0 |
| 09/19 | Denver | 1 | 6 | 6.0 | 6 | 0 |
| 09/26 | Arizona | 1 | -1 | -1.0 | -1 | 0 |
| 09/30 | at Cincinnati | | | | | |
| 10/10 | Tennessee | | | | | |
| 10/17 | Miami | | | | | |
| 10/31 | at Seattle | | | | | |
| 11/07 | Buffalo | | | | | |
| 11/14 | at Indianapolis | | | | | |
| 11/21 | San Francisco | | | | | |
| 11/28 | Atlanta | | | | | |
| 12/05 | at L.A. Rams | | | | | |
| 12/12 | at Tennessee | | | | | |
| 12/19 | Houston | | | | | |
| 12/26 | at N.Y. Jets | | | | | |
| 01/02 | at New England | | | | | |
| 01/09 | Indianapolis | | | | | |
| TOTALS | | 2 | 5 | 2.5 | 6 | 0 |



INDIVIDUAL GAME-BY-GAME STATS: DEFENSIVE

| | | MYLES JACK | | | | | | | | | | | | | RAYSHAWN JENKINS | | | | | | | | | | | | | ANDREW WINGARD | | | | | | | | | | | | |
|---------------|-----------------|------------|----|----|-----|---|-----|-----|-----|----|----|----|----|----|------------------|----|-----|------|-----|-----|-----|----|----|----|----|----|---|----------------|-----|------|-----|-----|-----|----|----|----|----|---|--|--|
| | | TFL | | | | | | | | | | | | | TFL | | | | | | | | | | | | | TFL | | | | | | | | | | | | |
| DATE | OPP. | S | A | TK | TFL | Y | SK | SKY | INT | FR | FF | PR | PD | S | A | TK | TFL | TFLY | SK | SKY | INT | FR | FF | PR | PD | S | A | TK | TFL | TFLY | SK | SKY | INT | FR | FF | PR | PD | | | |
| 09/12 | at Houston | 6 | 3 | 9 | 1 | 4 | 0.0 | 0.0 | 0 | 0 | 0 | 0 | 0 | 6 | 0 | 6 | 1 | 0 | 0.0 | 0.0 | 0 | 0 | 0 | 1 | 1 | 4 | 1 | 5 | 0 | 0 | 0.0 | 0.0 | 0 | 0 | 0 | 0 | 0 | 0 | | |
| 09/19 | Denver | 3 | 3 | 6 | 0 | 0 | 0.0 | 0.0 | 0 | 0 | 0 | 0 | 0 | 6 | 0 | 6 | 0 | 0 | 0.0 | 0.0 | 0 | 0 | 0 | 0 | 1 | 5 | 3 | 8 | 1 | 1 | 1.0 | 1.0 | 0 | 0 | 0 | 1 | 0 | | | |
| 09/26 | Arizona | 6 | 4 | 10 | 0 | 0 | 0.0 | 0.0 | 0 | 0 | 0 | 0 | 0 | 2 | 0 | 2 | 0 | 0 | 0.0 | 0.0 | 0 | 0 | 0 | 0 | 0 | 4 | 3 | 7 | 0 | 0 | 0.0 | 0.0 | 1 | 0 | 0 | 0 | 1 | | | |
| 09/30 | at Cincinnati | | | | | | | | | | | | | | | | | | | | | | | | | | | | | | | | | | | | | | | |
| 10/10 | Tennessee | | | | | | | | | | | | | | | | | | | | | | | | | | | | | | | | | | | | | | | |
| 10/17 | Miami | | | | | | | | | | | | | | | | | | | | | | | | | | | | | | | | | | | | | | | |
| 10/31 | at Seattle | | | | | | | | | | | | | | | | | | | | | | | | | | | | | | | | | | | | | | | |
| 11/07 | Buffalo | | | | | | | | | | | | | | | | | | | | | | | | | | | | | | | | | | | | | | | |
| 11/14 | at Indianapolis | | | | | | | | | | | | | | | | | | | | | | | | | | | | | | | | | | | | | | | |
| 11/21 | San Francisco | | | | | | | | | | | | | | | | | | | | | | | | | | | | | | | | | | | | | | | |
| 11/28 | Atlanta | | | | | | | | | | | | | | | | | | | | | | | | | | | | | | | | | | | | | | | |
| 12/05 | at L.A. Rams | | | | | | | | | | | | | | | | | | | | | | | | | | | | | | | | | | | | | | | |
| 12/12 | at Tennessee | | | | | | | | | | | | | | | | | | | | | | | | | | | | | | | | | | | | | | | |
| 12/19 | Houston | | | | | | | | | | | | | | | | | | | | | | | | | | | | | | | | | | | | | | | |
| 12/26 | at N.Y. Jets | | | | | | | | | | | | | | | | | | | | | | | | | | | | | | | | | | | | | | | |
| 01/02 | at New England | | | | | | | | | | | | | | | | | | | | | | | | | | | | | | | | | | | | | | | |
| 01/09 | Indianapolis | | | | | | | | | | | | | | | | | | | | | | | | | | | | | | | | | | | | | | | |
| TOTALS | | 15 | 10 | 25 | 1 | 4 | 0.0 | 0.0 | 0 | 0 | 0 | 0 | 0 | 14 | 0 | 14 | 1 | 0 | 0.0 | 0.0 | 0 | 0 | 0 | 1 | 2 | 13 | 7 | 20 | 1 | 1 | 1.0 | 1.0 | 1 | 0 | 0 | 1 | 1 | | | |

| | | SHAQUILL GRIFFIN | | | | | | | | | | | | | TYSON CAMPBELL | | | | | | | | | | | | | DAMIEN WILSON | | | | | | | | | | | | |
|---------------|-----------------|------------------|---|----|-----|------|-----|-----|-----|----|----|----|----|----|----------------|----|-----|------|-----|-----|-----|----|----|----|----|----|----|---------------|-----|-----|-----|-----|-----|----|----|----|----|---|--|--|
| | | TFL | | | | | | | | | | | | | TFL | | | | | | | | | | | | | TFL | | | | | | | | | | | | |
| DATE | OPP. | S | A | TK | TFL | TFLY | SK | SKY | INT | FR | FF | PR | PD | S | A | TK | TFL | TFLY | SK | SKY | INT | FR | FF | PR | PD | S | A | TK | TFL | Y | SK | SKY | INT | FR | FF | PR | PD | | | |
| 09/12 | at Houston | 3 | 1 | 4 | 0 | 0 | 0.0 | 0.0 | 0 | 0 | 0 | 0 | 1 | 2 | 0 | 2 | 0 | 0 | 0.0 | 0.0 | 0 | 0 | 0 | 0 | 0 | 1 | 6 | 7 | 0 | 0 | 0.0 | 0.0 | 0 | 0 | 0 | 0 | 0 | 0 | | |
| 09/19 | Denver | 3 | 2 | 5 | 0 | 0 | 0.0 | 0.0 | 0 | 0 | 0 | 0 | 1 | 2 | 1 | 3 | 0 | 0 | 0.0 | 0.0 | 0 | 0 | 0 | 0 | 1 | 2 | 3 | 5 | 0 | 0 | 0.0 | 0.0 | 0 | 0 | 0 | 0 | 0 | 0 | | |
| 09/26 | Arizona | 5 | 1 | 6 | 0 | 0 | 0.0 | 0.0 | 0 | 0 | 0 | 0 | 0 | 6 | 2 | 8 | 0 | 0 | 0.0 | 0.0 | 0 | 0 | 0 | 0 | 1 | 6 | 3 | 9 | 0 | 0 | 0.0 | 0.0 | 0 | 0 | 0 | 0 | 0 | 0 | | |
| 09/30 | at Cincinnati | | | | | | | | | | | | | | | | | | | | | | | | | | | | | | | | | | | | | | | |
| 10/10 | Tennessee | | | | | | | | | | | | | | | | | | | | | | | | | | | | | | | | | | | | | | | |
| 10/17 | Miami | | | | | | | | | | | | | | | | | | | | | | | | | | | | | | | | | | | | | | | |
| 10/31 | at Seattle | | | | | | | | | | | | | | | | | | | | | | | | | | | | | | | | | | | | | | | |
| 11/07 | Buffalo | | | | | | | | | | | | | | | | | | | | | | | | | | | | | | | | | | | | | | | |
| 11/14 | at Indianapolis | | | | | | | | | | | | | | | | | | | | | | | | | | | | | | | | | | | | | | | |
| 11/21 | San Francisco | | | | | | | | | | | | | | | | | | | | | | | | | | | | | | | | | | | | | | | |
| 11/28 | Atlanta | | | | | | | | | | | | | | | | | | | | | | | | | | | | | | | | | | | | | | | |
| 12/05 | at L.A. Rams | | | | | | | | | | | | | | | | | | | | | | | | | | | | | | | | | | | | | | | |
| 12/12 | at Tennessee | | | | | | | | | | | | | | | | | | | | | | | | | | | | | | | | | | | | | | | |
| 12/19 | Houston | | | | | | | | | | | | | | | | | | | | | | | | | | | | | | | | | | | | | | | |
| 12/26 | at N.Y. Jets | | | | | | | | | | | | | | | | | | | | | | | | | | | | | | | | | | | | | | | |
| 01/02 | at New England | | | | | | | | | | | | | | | | | | | | | | | | | | | | | | | | | | | | | | | |
| 01/09 | Indianapolis | | | | | | | | | | | | | | | | | | | | | | | | | | | | | | | | | | | | | | | |
| TOTALS | | 11 | 4 | 15 | 0 | 0 | 0.0 | 0.0 | 0 | 0 | 0 | 0 | 2 | 10 | 3 | 13 | 0 | 0 | 0.0 | 0.0 | 0 | 0 | 0 | 2 | 9 | 12 | 21 | 0 | 0 | 0.0 | 0.0 | 0 | 0 | 0 | 0 | 0 | 0 | | | |

| | | RUDY FORD | | | | | | | | | | | | | CJ HENDERSON | | | | | | | | | | | | | MALCOM BROWN | | | | | | | | | | | | |
|---------------|-----------------|-----------|---|----|-----|------|-----|-----|-----|----|----|----|----|----------|--------------|----|-----|---|-----|-----|-----|----|----|----|----|---|---|--------------|-----|------|-----|-----|-----|----|----|----|----|---|--|--|
| | | TFL | | | | | | | | | | | | | TFL | | | | | | | | | | | | | TFL | | | | | | | | | | | | |
| DATE | OPP. | S | A | TK | TFL | TFLY | SK | SKY | INT | FR | FF | PR | PD | S | A | TK | TFL | Y | SK | SKY | INT | FR | FF | PR | PD | S | A | TK | TFL | TFLY | SK | SKY | INT | FR | FF | PR | PD | | | |
| 09/12 | at Houston | 2 | 1 | 3 | 0 | 0 | 0.0 | 0.0 | 0 | 0 | 0 | 0 | 0 | 3 | 1 | 4 | 0 | 0 | 0.0 | 0.0 | 0 | 0 | 0 | 0 | 0 | 4 | 3 | 7 | 0 | 0 | 0.0 | 0.0 | 0 | 0 | 0 | 0 | 0 | 0 | | |
| 09/19 | Denver | 3 | 0 | 3 | 0 | 0 | 0.0 | 0.0 | 0 | 0 | 0 | 0 | 0 | 3 | 1 | 4 | 1 | 0 | 0.0 | 0.0 | 0 | 0 | 0 | 0 | 0 | 0 | 1 | 1 | 0 | 0 | 0.0 | 0.0 | 0 | 0 | 0 | 1 | 0 | 0 | | |
| 09/26 | Arizona | 3 | 0 | 3 | 0 | 0 | 0.0 | 0.0 | 0 | 0 | 0 | 0 | 0 | INACTIVE | | | | | | | | | | | | | 1 | 1 | 2 | 0 | 0 | 0.0 | 0.0 | 0 | 0 | 0 | 0 | 0 | | |
| 09/30 | at Cincinnati | | | | | | | | | | | | | | | | | | | | | | | | | | | | | | | | | | | | | | | |
| 10/10 | Tennessee | | | | | | | | | | | | | | | | | | | | | | | | | | | | | | | | | | | | | | | |
| 10/17 | Miami | | | | | | | | | | | | | | | | | | | | | | | | | | | | | | | | | | | | | | | |
| 10/31 | at Seattle | | | | | | | | | | | | | | | | | | | | | | | | | | | | | | | | | | | | | | | |
| 11/07 | Buffalo | | | | | | | | | | | | | | | | | | | | | | | | | | | | | | | | | | | | | | | |
| 11/14 | at Indianapolis | | | | | | | | | | | | | | | | | | | | | | | | | | | | | | | | | | | | | | | |
| 11/21 | San Francisco | | | | | | | | | | | | | | | | | | | | | | | | | | | | | | | | | | | | | | | |
| 11/28 | Atlanta | | | | | | | | | | | | | | | | | | | | | | | | | | | | | | | | | | | | | | | |
| 12/05 | at L.A. Rams | | | | | | | | | | | | | | | | | | | | | | | | | | | | | | | | | | | | | | | |
| 12/12 | at Tennessee | | | | | | | | | | | | | | | | | | | | | | | | | | | | | | | | | | | | | | | |
| 12/19 | Houston | | | | | | | | | | | | | | | | | | | | | | | | | | | | | | | | | | | | | | | |
| 12/26 | at N.Y. Jets | | | | | | | | | | | | | | | | | | | | | | | | | | | | | | | | | | | | | | | |
| 01/02 | at New England | | | | | | | | | | | | | | | | | | | | | | | | | | | | | | | | | | | | | | | |
| 01/09 | Indianapolis | | | | | | | | | | | | | | | | | | | | | | | | | | | | | | | | | | | | | | | |
| TOTALS | | 8 | 1 | 9 | 0 | 0 | 0.0 | 0.0 | 0 | 0 | 0 | 0 | 0 | 6 | 2 | 8 | 1 | 0 | 0.0 | 0.0 | 0 | 0 | 0 | 0 | 0 | 5 | 5 | 10 | 0 | 0 | 0.0 | 0.0 | 0 | 0 | 0 | 1 | 0 | | | |



INDIVIDUAL GAME-BY-GAME STATS: DEFENSIVE

| DATE | OPP. | TAVEN BRYAN | | | | | | | | | | | | | | JOSH ALLEN | | | | | | | | | | | | | | K'LAVON CHAISSON | | | | | | | | | | | | | |
|---------------|-----------------|-------------|----------|----------|----------|----------|------------|------------|----------|----------|----------|----------|----------|----------|----------|------------|----------|-----------|------------|-------------|----------|----------|----------|----------|----------|----------|----------|----------|----------|------------------|------------|------------|----------|----------|----------|----------|----------|----------|--|--|--|--|--|
| | | S | A | TK | TFL | TFLY | SK | SKY | INT | FR | FF | PR | PD | S | A | TK | TFL | TFLY | SK | SKY | INT | FR | FF | PR | PD | S | A | TK | TFL | TFLY | SK | SKY | INT | FR | FF | PR | PD | | | | | | |
| 09/12 | at Houston | 2 | 0 | 2 | 0 | 0 | 0.0 | 0.0 | 0 | 0 | 0 | 1 | 0 | 3 | 2 | 5 | 1 | 2 | 1.0 | 2.0 | 0 | 0 | 0 | 2 | 0 | 1 | 1 | 2 | 0 | 0 | 0.0 | 0.0 | 0 | 0 | 0 | 0 | 0 | 0 | | | | | |
| 09/19 | Denver | 0 | 2 | 2 | 0 | 0 | 0.0 | 0.0 | 0 | 0 | 0 | 0 | 0 | 1 | 2 | 3 | 1 | 16 | 1.0 | 16.0 | 0 | 0 | 0 | 1 | 0 | 1 | 2 | 3 | 0 | 0 | 0.0 | 0.0 | 0 | 0 | 0 | 0 | 0 | 0 | | | | | |
| 09/26 | Arizona | 2 | 0 | 2 | 1 | 1 | 0.0 | 0.0 | 0 | 0 | 0 | 0 | 0 | 0 | 1 | 1 | 0 | 0 | 0.0 | 0.0 | 0 | 0 | 0 | 0 | 0 | 2 | 1 | 3 | 0 | 0 | 0.0 | 0.0 | 0 | 0 | 0 | 0 | 0 | 0 | | | | | |
| 09/30 | at Cincinnati | | | | | | | | | | | | | | | | | | | | | | | | | | | | | | | | | | | | | | | | | | |
| 10/10 | Tennessee | | | | | | | | | | | | | | | | | | | | | | | | | | | | | | | | | | | | | | | | | | |
| 10/17 | Miami | | | | | | | | | | | | | | | | | | | | | | | | | | | | | | | | | | | | | | | | | | |
| 10/31 | at Seattle | | | | | | | | | | | | | | | | | | | | | | | | | | | | | | | | | | | | | | | | | | |
| 11/07 | Buffalo | | | | | | | | | | | | | | | | | | | | | | | | | | | | | | | | | | | | | | | | | | |
| 11/14 | at Indianapolis | | | | | | | | | | | | | | | | | | | | | | | | | | | | | | | | | | | | | | | | | | |
| 11/21 | San Francisco | | | | | | | | | | | | | | | | | | | | | | | | | | | | | | | | | | | | | | | | | | |
| 11/28 | Atlanta | | | | | | | | | | | | | | | | | | | | | | | | | | | | | | | | | | | | | | | | | | |
| 12/05 | at L.A. Rams | | | | | | | | | | | | | | | | | | | | | | | | | | | | | | | | | | | | | | | | | | |
| 12/12 | at Tennessee | | | | | | | | | | | | | | | | | | | | | | | | | | | | | | | | | | | | | | | | | | |
| 12/19 | Houston | | | | | | | | | | | | | | | | | | | | | | | | | | | | | | | | | | | | | | | | | | |
| 12/26 | at N.Y. Jets | | | | | | | | | | | | | | | | | | | | | | | | | | | | | | | | | | | | | | | | | | |
| 01/02 | at New England | | | | | | | | | | | | | | | | | | | | | | | | | | | | | | | | | | | | | | | | | | |
| 01/09 | Indianapolis | | | | | | | | | | | | | | | | | | | | | | | | | | | | | | | | | | | | | | | | | | |
| TOTALS | | 4 | 2 | 6 | 1 | 1 | 0.0 | 0.0 | 0 | 0 | 0 | 1 | 0 | 4 | 5 | 9 | 2 | 18 | 2.0 | 18.0 | 0 | 0 | 0 | 3 | 0 | 4 | 4 | 8 | 0 | 0 | 0.0 | 0.0 | 0 | 0 | 0 | 0 | 0 | 0 | | | | | |

| DATE | OPP. | ADAM GOTSIS | | | | | | | | | | | | | | ROY ROBERTSON-HARRIS | | | | | | | | | | | | | | DAVON HAMILTON | | | | | | | | | | | | | | | | | | | | |
|---------------|-----------------|-------------|----------|----------|----------|-----------|------------|------------|----------|----------|----------|----------|----------|----------|----------|----------------------|----------|----------|------------|------------|----------|----------|----------|----------|----------|----------|----------|-----------|----------|----------------|------------|------------|----------|----------|----------|----------|----------|----------|---|---|---|---|-----|-----|-----|---|---|---|---|---|
| | | S | A | TK | TFL | TFLY | SK | SKY | INT | FR | FF | PR | PD | S | A | TK | TFL | TFLY | SK | SKY | INT | FR | FF | PR | PD | S | A | TK | TFL | TFLY | SK | SKY | INT | FR | FF | PR | PD | | | | | | | | | | | | | |
| 09/12 | at Houston | | | | | | | | | | | | | INACTIVE | | | | | | | | | | | | | 2 | 3 | 5 | 0 | 0 | 0.0 | 0.0 | 0 | 0 | 0 | 1 | 0 | 0 | 4 | 4 | 0 | 0 | 0.0 | 0.0 | 0 | 0 | 0 | 0 | 0 |
| 09/19 | Denver | 2 | 0 | 2 | 1 | 9 | 1.0 | 9.0 | 0 | 0 | 0 | 2 | 0 | | | | | | | | | | | | | 2 | 0 | 2 | 0 | 0 | 0.0 | 0.0 | 0 | 0 | 0 | 0 | 0 | 3 | 2 | 5 | 0 | 0 | 0.0 | 0.0 | 0 | 0 | 0 | 0 | 0 | |
| 09/26 | Arizona | 2 | 2 | 4 | 1 | 3 | 0.0 | 0.0 | 0 | 0 | 0 | 0 | 0 | | | | | | | | | | | | | INACTIVE | | | | | | | | | | | | | 0 | 1 | 1 | 0 | 0 | 0.0 | 0.0 | 0 | 0 | 0 | 0 | 0 |
| 09/30 | at Cincinnati | | | | | | | | | | | | | | | | | | | | | | | | | | | | | | | | | | | | | | | | | | | | | | | | | |
| 10/10 | Tennessee | | | | | | | | | | | | | | | | | | | | | | | | | | | | | | | | | | | | | | | | | | | | | | | | | |
| 10/17 | Miami | | | | | | | | | | | | | | | | | | | | | | | | | | | | | | | | | | | | | | | | | | | | | | | | | |
| 10/31 | at Seattle | | | | | | | | | | | | | | | | | | | | | | | | | | | | | | | | | | | | | | | | | | | | | | | | | |
| 11/07 | Buffalo | | | | | | | | | | | | | | | | | | | | | | | | | | | | | | | | | | | | | | | | | | | | | | | | | |
| 11/14 | at Indianapolis | | | | | | | | | | | | | | | | | | | | | | | | | | | | | | | | | | | | | | | | | | | | | | | | | |
| 11/21 | San Francisco | | | | | | | | | | | | | | | | | | | | | | | | | | | | | | | | | | | | | | | | | | | | | | | | | |
| 11/28 | Atlanta | | | | | | | | | | | | | | | | | | | | | | | | | | | | | | | | | | | | | | | | | | | | | | | | | |
| 12/05 | at L.A. Rams | | | | | | | | | | | | | | | | | | | | | | | | | | | | | | | | | | | | | | | | | | | | | | | | | |
| 12/12 | at Tennessee | | | | | | | | | | | | | | | | | | | | | | | | | | | | | | | | | | | | | | | | | | | | | | | | | |
| 12/19 | Houston | | | | | | | | | | | | | | | | | | | | | | | | | | | | | | | | | | | | | | | | | | | | | | | | | |
| 12/26 | at N.Y. Jets | | | | | | | | | | | | | | | | | | | | | | | | | | | | | | | | | | | | | | | | | | | | | | | | | |
| 01/02 | at New England | | | | | | | | | | | | | | | | | | | | | | | | | | | | | | | | | | | | | | | | | | | | | | | | | |
| 01/09 | Indianapolis | | | | | | | | | | | | | | | | | | | | | | | | | | | | | | | | | | | | | | | | | | | | | | | | | |
| TOTALS | | 4 | 2 | 6 | 2 | 12 | 1.0 | 9.0 | 0 | 0 | 0 | 2 | 0 | 4 | 3 | 7 | 0 | 0 | 0.0 | 0.0 | 0 | 0 | 0 | 1 | 0 | 3 | 7 | 10 | 0 | 0 | 0.0 | 0.0 | 0 | 0 | 0 | 0 | 0 | 0 | | | | | | | | | | | | |

| DATE | OPP. | CHRIS CLAYBROOKS | | | | | | | | | | | | | | JIHAD WARD | | | | | | | | | | | | | | DAWUANE SMOOT | | | | | | | | | | | | | | | | | | | | |
|---------------|-----------------|------------------|----------|----------|----------|----------|------------|------------|----------|----------|----------|----------|----------|----------|----------|------------|----------|----------|------------|------------|----------|----------|----------|----------|----------|----------|----------|----------|----------|---------------|------------|------------|----------|----------|----------|----------|----------|----------|---|---|---|---|-----|-----|---|---|---|---|---|---|
| | | S | A | TK | TFL | TFLY | SK | SKY | INT | FR | FF | PR | PD | S | A | TK | TFL | TFLY | SK | SKY | INT | FR | FF | PR | PD | S | A | TK | TFL | TFLY | SK | SKY | INT | FR | FF | PR | PD | | | | | | | | | | | | | |
| 09/12 | at Houston | 0 | 1 | 1 | 0 | 0 | 0.0 | 0.0 | 0 | 0 | 0 | 0 | 0 | | | | | | | | | | | | | 2 | 2 | 4 | 0 | 0 | 0.0 | 0.0 | 0 | 0 | 0 | 1 | 0 | 0 | 0 | 0 | 0 | 0 | 0.0 | 0.0 | 0 | 0 | 0 | 0 | 0 | |
| 09/19 | Denver | 2 | 2 | 4 | 0 | 0 | 0.0 | 0.0 | 0 | 0 | 0 | 0 | 0 | | | | | | | | | | | | | 0 | 2 | 2 | 0 | 0 | 0.0 | 0.0 | 0 | 0 | 0 | 1 | 0 | 0 | 1 | 1 | 0 | 0 | 0.0 | 0.0 | 0 | 0 | 0 | 0 | 2 | 0 |
| 09/26 | Arizona | 1 | 3 | 4 | 0 | 0 | 0.0 | 0.0 | 0 | 0 | 0 | 0 | 0 | | | | | | | | | | | | | 1 | 1 | 2 | 1 | 2 | 0.0 | 0.0 | 0 | 0 | 0 | 1 | 0 | 2 | 0 | 2 | 0 | 0 | 0.0 | 0.0 | 0 | 0 | 0 | 0 | 0 | 1 |
| 09/30 | at Cincinnati | | | | | | | | | | | | | | | | | | | | | | | | | | | | | | | | | | | | | | | | | | | | | | | | | |
| 10/10 | Tennessee | | | | | | | | | | | | | | | | | | | | | | | | | | | | | | | | | | | | | | | | | | | | | | | | | |
| 10/17 | Miami | | | | | | | | | | | | | | | | | | | | | | | | | | | | | | | | | | | | | | | | | | | | | | | | | |
| 10/31 | at Seattle | | | | | | | | | | | | | | | | | | | | | | | | | | | | | | | | | | | | | | | | | | | | | | | | | |
| 11/07 | Buffalo | | | | | | | | | | | | | | | | | | | | | | | | | | | | | | | | | | | | | | | | | | | | | | | | | |
| 11/14 | at Indianapolis | | | | | | | | | | | | | | | | | | | | | | | | | | | | | | | | | | | | | | | | | | | | | | | | | |
| 11/21 | San Francisco | | | | | | | | | | | | | | | | | | | | | | | | | | | | | | | | | | | | | | | | | | | | | | | | | |
| 11/28 | Atlanta | | | | | | | | | | | | | | | | | | | | | | | | | | | | | | | | | | | | | | | | | | | | | | | | | |
| 12/05 | at L.A. Rams | | | | | | | | | | | | | | | | | | | | | | | | | | | | | | | | | | | | | | | | | | | | | | | | | |
| 12/12 | at Tennessee | | | | | | | | | | | | | | | | | | | | | | | | | | | | | | | | | | | | | | | | | | | | | | | | | |
| 12/19 | Houston | | | | | | | | | | | | | | | | | | | | | | | | | | | | | | | | | | | | | | | | | | | | | | | | | |
| 12/26 | at N.Y. Jets | | | | | | | | | | | | | | | | | | | | | | | | | | | | | | | | | | | | | | | | | | | | | | | | | |
| 01/02 | at New England | | | | | | | | | | | | | | | | | | | | | | | | | | | | | | | | | | | | | | | | | | | | | | | | | |
| 01/09 | Indianapolis | | | | | | | | | | | | | | | | | | | | | | | | | | | | | | | | | | | | | | | | | | | | | | | | | |
| TOTALS | | 3 | 6 | 9 | 0 | 0 | 0.0 | 0.0 | 0 | 0 | 0 | 0 | 0 | 3 | 5 | 8 | 1 | 2 | 0.0 | 0.0 | 0 | 0 | 0 | 3 | 0 | 2 | 1 | 3 | 0 | 0 | 0.0 | 0.0 | 0 | 0 | 0 | 0 | 2 | 1 | | | | | | | | | | | | |

INDIVIDUAL GAME-BY-GAME STATS: DEFENSIVE

| DATE | OPP. | SHAQUILLE QUARTERMAN | | | | | | | | | | | | | ANDRE CISCO | | | | | | | | | | | | | LERENTEE MCCRAY | | | | | | | | | | | | | | | | | |
|---------------|-----------------|----------------------|----------|----------|----------|----------|------------|------------|----------|----------|----------|----------|----------|----------|-------------|----------|----------|----------|------------|------------|----------|----------|----------|----------|----------|----------|----------|-----------------|----------|----------|----------|----------|------------|------------|----------|----------|----------|----------|----------|----------|----------|----------|----------|---|--|
| | | S | A | TK | TFL | TFLY | SK | SKY | INT | FR | FF | PR | PD | S | A | TK | TFL | TFLY | SK | SKY | INT | FR | FF | PR | PD | S | A | TK | TFL | TFLY | SK | SKY | INT | FR | FF | PR | PD | | | | | | | | |
| 09/12 | at Houston | 0 | 2 | 2 | 0 | 0 | 0.0 | 0.0 | 0 | 0 | 0 | 0 | 0 | 1 | 0 | 1 | 0 | 0 | 0.0 | 0.0 | 0 | 0 | 0 | 0 | 0 | 0 | 0 | 1 | 1 | 1 | 0 | 0 | 0.0 | 0.0 | 0 | 0 | 0 | 0 | 0 | 0 | 0 | 0 | 0 | 0 | |
| 09/19 | Denver | 2 | 2 | 4 | 1 | 1 | 0.0 | 0.0 | 0 | 0 | 0 | 0 | 0 | 1 | 0 | 1 | 0 | 0 | 0.0 | 0.0 | 0 | 0 | 0 | 0 | 0 | 0 | 0 | INACTIVE | | | | | | | | | | | | | | | | | |
| 09/26 | Arizona | 0 | 0 | 0 | 0 | 0 | 0.0 | 0.0 | 0 | 0 | 0 | 0 | 0 | 0 | 0 | 0 | 0 | 0.0 | 0.0 | 0 | 0 | 0 | 0 | 0 | 0 | 0 | 0 | 0 | 0 | 0 | 0 | 0.0 | 0.0 | 0 | 0 | 0 | 0 | 0 | 0 | 0 | 0 | 0 | 0 | | |
| 09/30 | at Cincinnati | | | | | | | | | | | | | | | | | | | | | | | | | | | | | | | | | | | | | | | | | | | | |
| 10/10 | Tennessee | | | | | | | | | | | | | | | | | | | | | | | | | | | | | | | | | | | | | | | | | | | | |
| 10/17 | Miami | | | | | | | | | | | | | | | | | | | | | | | | | | | | | | | | | | | | | | | | | | | | |
| 10/31 | at Seattle | | | | | | | | | | | | | | | | | | | | | | | | | | | | | | | | | | | | | | | | | | | | |
| 11/07 | Buffalo | | | | | | | | | | | | | | | | | | | | | | | | | | | | | | | | | | | | | | | | | | | | |
| 11/14 | at Indianapolis | | | | | | | | | | | | | | | | | | | | | | | | | | | | | | | | | | | | | | | | | | | | |
| 11/21 | San Francisco | | | | | | | | | | | | | | | | | | | | | | | | | | | | | | | | | | | | | | | | | | | | |
| 11/28 | Atlanta | | | | | | | | | | | | | | | | | | | | | | | | | | | | | | | | | | | | | | | | | | | | |
| 12/05 | at L.A. Rams | | | | | | | | | | | | | | | | | | | | | | | | | | | | | | | | | | | | | | | | | | | | |
| 12/12 | at Tennessee | | | | | | | | | | | | | | | | | | | | | | | | | | | | | | | | | | | | | | | | | | | | |
| 12/19 | Houston | | | | | | | | | | | | | | | | | | | | | | | | | | | | | | | | | | | | | | | | | | | | |
| 12/26 | at N.Y. Jets | | | | | | | | | | | | | | | | | | | | | | | | | | | | | | | | | | | | | | | | | | | | |
| 01/02 | at New England | | | | | | | | | | | | | | | | | | | | | | | | | | | | | | | | | | | | | | | | | | | | |
| 01/09 | Indianapolis | | | | | | | | | | | | | | | | | | | | | | | | | | | | | | | | | | | | | | | | | | | | |
| TOTALS | | 2 | 4 | 6 | 1 | 1 | 0.0 | 0.0 | 0 | 0 | 0 | 0 | 0 | 2 | 0 | 2 | 0 | 0 | 0.0 | 0.0 | 0 | 0 | 0 | 0 | 0 | 0 | 0 | 0 | 1 | 1 | 0 | 0 | 0.0 | 0.0 | 0 | 0 | 0 | 0 | 0 | 0 | 0 | 0 | 0 | | |

| DATE | OPP. | DAKOTA ALLEN | | | | | | | | | | | | | | | | | | | | | | | | | | | | | | | | | | | | | | | | | | | | | |
|---------------|-----------------|--------------|----------|----------|----------|----------|------------|------------|----------|----------|----------|----------|----------|----------|----------|----------|----------|----------|------------|------------|----------|----------|----------|----------|----------|----------|----------|----------|----------|----------|----------|----------|----------|----------|----------|----------|----------|----------|----------|----------|----------|----------|----------|----------|---|--|--|
| | | S | A | TK | TFL | TFLY | SK | SKY | INT | FR | FF | PR | PD | | | | | | | | | | | | | | | | | | | | | | | | | | | | | | | | | | |
| 09/12 | at Houston | 0 | 1 | 1 | 0 | 0 | 0.0 | 0.0 | 0 | 0 | 0 | 0 | 0 | 0 | 0 | 0 | 0 | 0 | 0.0 | 0.0 | 0 | 0 | 0 | 0 | 0 | 0 | 0 | 0 | 0 | 0 | 0 | 0 | 0 | 0 | 0 | 0 | 0 | 0 | 0 | 0 | 0 | 0 | 0 | 0 | | | |
| 09/19 | Denver | 0 | 0 | 0 | 0 | 0 | 0.0 | 0.0 | 0 | 0 | 0 | 0 | 0 | 0 | 0 | 0 | 0 | 0 | 0.0 | 0.0 | 0 | 0 | 0 | 0 | 0 | 0 | 0 | 0 | 0 | 0 | 0 | 0 | 0 | 0 | 0 | 0 | 0 | 0 | 0 | 0 | 0 | 0 | 0 | 0 | 0 | | |
| 09/26 | Arizona | 0 | 0 | 0 | 0 | 0 | 0.0 | 0.0 | 0 | 0 | 0 | 0 | 0 | 0 | 0 | 0 | 0 | 0 | 0.0 | 0.0 | 0 | 0 | 0 | 0 | 0 | 0 | 0 | 0 | 0 | 0 | 0 | 0 | 0 | 0 | 0 | 0 | 0 | 0 | 0 | 0 | 0 | 0 | 0 | 0 | 0 | | |
| 09/30 | at Cincinnati | | | | | | | | | | | | | | | | | | | | | | | | | | | | | | | | | | | | | | | | | | | | | | |
| 10/10 | Tennessee | | | | | | | | | | | | | | | | | | | | | | | | | | | | | | | | | | | | | | | | | | | | | | |
| 10/17 | Miami | | | | | | | | | | | | | | | | | | | | | | | | | | | | | | | | | | | | | | | | | | | | | | |
| 10/31 | at Seattle | | | | | | | | | | | | | | | | | | | | | | | | | | | | | | | | | | | | | | | | | | | | | | |
| 11/07 | Buffalo | | | | | | | | | | | | | | | | | | | | | | | | | | | | | | | | | | | | | | | | | | | | | | |
| 11/14 | at Indianapolis | | | | | | | | | | | | | | | | | | | | | | | | | | | | | | | | | | | | | | | | | | | | | | |
| 11/21 | San Francisco | | | | | | | | | | | | | | | | | | | | | | | | | | | | | | | | | | | | | | | | | | | | | | |
| 11/28 | Atlanta | | | | | | | | | | | | | | | | | | | | | | | | | | | | | | | | | | | | | | | | | | | | | | |
| 12/05 | at L.A. Rams | | | | | | | | | | | | | | | | | | | | | | | | | | | | | | | | | | | | | | | | | | | | | | |
| 12/12 | at Tennessee | | | | | | | | | | | | | | | | | | | | | | | | | | | | | | | | | | | | | | | | | | | | | | |
| 12/19 | Houston | | | | | | | | | | | | | | | | | | | | | | | | | | | | | | | | | | | | | | | | | | | | | | |
| 12/26 | at N.Y. Jets | | | | | | | | | | | | | | | | | | | | | | | | | | | | | | | | | | | | | | | | | | | | | | |
| 01/02 | at New England | | | | | | | | | | | | | | | | | | | | | | | | | | | | | | | | | | | | | | | | | | | | | | |
| 01/09 | Indianapolis | | | | | | | | | | | | | | | | | | | | | | | | | | | | | | | | | | | | | | | | | | | | | | |
| TOTALS | | 0 | 1 | 1 | 0 | 0 | 0.0 | 0.0 | 0 | 0 | 0 | 0 | 0 | 0 | 0 | 0 | 0 | 0 | 0.0 | 0.0 | 0 | 0 | 0 | 0 | 0 | 0 | 0 | 0 | 0 | 0 | 0 | 0 | 0 | 0 | 0 | 0 | 0 | 0 | 0 | 0 | 0 | 0 | 0 | 0 | | | |



GAME-BY-GAME TEAM OFFENSE

| 2021 REGULAR SEASON JAGUARS GAME-BY-GAME OFFENSE | | | | | | | | | | | | | | | | | | |
|--|--------|--------|--------|-------|-------|-------|-------|-------|-------|-------|-------|-------|-------|-------|-------|-------|-------|--------|
| | 09/12 | 09/19 | 09/26 | 09/30 | 10/10 | 10/17 | 10/31 | 11/07 | 11/14 | 11/21 | 11/28 | 12/05 | 12/12 | 12/19 | 12/26 | 01/02 | 01/09 | Totals |
| | @ | | | @ | | | @ | | @ | | | @ | @ | | @ | @ | | |
| | HOU | DEN | ARI | CIN | TEN | MIA | SEA | BUF | IND | SF | ATL | LAR | TEN | HOU | NYJ | NE | IND | Totals |
| FIRST DOWNS | | | | | | | | | | | | | | | | | | |
| Total | 20 | 12 | 20 | | | | | | | | | | | | | | | 52 |
| Rushing | 5 | 3 | 9 | | | | | | | | | | | | | | | 17 |
| Passing | 13 | 6 | 10 | | | | | | | | | | | | | | | 29 |
| Penalty | 2 | 3 | 1 | | | | | | | | | | | | | | | 6 |
| THIRD DOWNS | | | | | | | | | | | | | | | | | | |
| Attempts | 11 | 11 | 11 | | | | | | | | | | | | | | | 33 |
| Converted | 3 | 4 | 2 | | | | | | | | | | | | | | | 9 |
| Percentage | 27.3% | 36.4% | 18.2% | | | | | | | | | | | | | | | 27.3% |
| FOURTH DOWNS | | | | | | | | | | | | | | | | | | |
| Attempts | 1 | 1 | 1 | | | | | | | | | | | | | | | 3 |
| Converted | 1 | 1 | 1 | | | | | | | | | | | | | | | 3 |
| Percentage | 100.0% | 100.0% | 100.0% | | | | | | | | | | | | | | | 100.0% |
| TOT. OFFENSE | | | | | | | | | | | | | | | | | | |
| Net Yards | 395 | 189 | 315 | | | | | | | | | | | | | | | 899 |
| Plays | 68 | 50 | 66 | | | | | | | | | | | | | | | 184 |
| Avg./Play | 5.8 | 3.8 | 4.8 | | | | | | | | | | | | | | | 4.9 |
| RUSHING | | | | | | | | | | | | | | | | | | |
| Net Yards | 76 | 75 | 159 | | | | | | | | | | | | | | | 310 |
| Rush. Att. | 16 | 16 | 29 | | | | | | | | | | | | | | | 61 |
| Avg./Att. | 4.8 | 4.7 | 5.5 | | | | | | | | | | | | | | | 5.1 |
| PASSING | | | | | | | | | | | | | | | | | | |
| Net Yards | 319 | 114 | 156 | | | | | | | | | | | | | | | 589 |
| Attempts | 51 | 33 | 34 | | | | | | | | | | | | | | | 118 |
| Completions | 28 | 14 | 22 | | | | | | | | | | | | | | | 64 |
| Intercepted | 3 | 2 | 2 | | | | | | | | | | | | | | | 7 |
| Gross Yards | 332 | 118 | 219 | | | | | | | | | | | | | | | 669 |
| Sacked | 1.0 | 1.0 | 3.0 | | | | | | | | | | | | | | | 5.0 |
| Yards Lost | 13 | 4 | 63 | | | | | | | | | | | | | | | 80 |
| ADVANCES | | | | | | | | | | | | | | | | | | |
| Rushes | 16 | 16 | 29 | | | | | | | | | | | | | | | 61 |
| Completions | 28 | 14 | 22 | | | | | | | | | | | | | | | 64 |
| Totals | 44 | 30 | 51 | | | | | | | | | | | | | | | 125 |
| Total Drives | 14 | 10 | 12 | | | | | | | | | | | | | | | 36 |
| PENALTIES | | | | | | | | | | | | | | | | | | |
| Number | 10 | 7 | 4 | | | | | | | | | | | | | | | 21 |
| Yards | 82 | 70 | 40 | | | | | | | | | | | | | | | 192 |
| FUMBLES | | | | | | | | | | | | | | | | | | |
| Number | 1 | 0 | 4 | | | | | | | | | | | | | | | 5 |
| Lost | 0 | 0 | 2 | | | | | | | | | | | | | | | 2 |
| PUNTING | | | | | | | | | | | | | | | | | | |
| Yards | 297 | 227 | 289 | | | | | | | | | | | | | | | 813 |
| Punts | 6 | 4 | 6 | | | | | | | | | | | | | | | 16 |
| Net Avg. | 46.7 | 49.5 | 43.7 | | | | | | | | | | | | | | | 46.3 |
| Gross Avg. | 49.5 | 56.8 | 48.2 | | | | | | | | | | | | | | | 50.8 |
| SCORING | | | | | | | | | | | | | | | | | | |
| Points | 21 | 13 | 19 | | | | | | | | | | | | | | | 53 |
| Q1 | 0 | 7 | 0 | | | | | | | | | | | | | | | 7 |
| Q2 | 7 | 0 | 13 | | | | | | | | | | | | | | | 20 |
| Q3 | 7 | 0 | 6 | | | | | | | | | | | | | | | 13 |
| Q4 | 7 | 6 | 0 | | | | | | | | | | | | | | | 13 |
| OT | 0 | 0 | 0 | | | | | | | | | | | | | | | 0 |
| TD Rushing | 0 | 0 | 1 | | | | | | | | | | | | | | | 1 |
| TD Passing | 3 | 1 | 1 | | | | | | | | | | | | | | | 5 |
| TD KO Returns | 0 | 1 | 0 | | | | | | | | | | | | | | | 1 |
| TD Punt Returns | 0 | 0 | 0 | | | | | | | | | | | | | | | 0 |
| TD Sp. Teams | 0 | 0 | 1 | | | | | | | | | | | | | | | 1 |
| TD Def. Returns | 0 | 0 | 0 | | | | | | | | | | | | | | | 0 |
| FG Attempts | 1 | 2 | 0 | | | | | | | | | | | | | | | 3 |
| FG Made | 0 | 0 | 0 | | | | | | | | | | | | | | | 0 |
| Safety | 0 | 0 | 0 | | | | | | | | | | | | | | | 0 |
| 2-Pt Attempts | 0 | 1 | 0 | | | | | | | | | | | | | | | 1 |
| 2-Pt Made | 0 | 0 | 0 | | | | | | | | | | | | | | | 0 |
| Time of Possession | 24:56 | 21:08 | 27:06 | | | | | | | | | | | | | | | 73:10 |



GAME-BY-GAME TEAM DEFENSE

| 2021 REGULAR SEASON JAGUARS GAME-BY-GAME DEFENSE | | | | | | | | | | | | | | | | | | | |
|--|-------|--------|--------|-------|-------|-------|-------|-------|-------|-------|-------|-------|-------|-------|-------|-------|-------|--------|--------|
| | 09/12 | 09/19 | 09/26 | 09/30 | 10/10 | 10/17 | 10/31 | 11/07 | 11/14 | 11/21 | 11/28 | 12/05 | 12/12 | 12/19 | 12/26 | 01/02 | 01/09 | Totals | |
| | @ | | | @ | | | @ | | @ | | | @ | @ | | @ | @ | | | |
| | HOU | DEN | ARI | CIN | TEN | MIA | SEA | BUF | IND | SF | ATL | LAR | TEN | HOU | NYJ | NE | IND | | |
| FIRST DOWNS | | | | | | | | | | | | | | | | | | | |
| Total | 22 | 22 | 23 | | | | | | | | | | | | | | | | 67 |
| Rushing | 6 | 9 | 8 | | | | | | | | | | | | | | | | 23 |
| Passing | 13 | 11 | 14 | | | | | | | | | | | | | | | | 38 |
| Penalty | 3 | 2 | 1 | | | | | | | | | | | | | | | | 6 |
| THIRD DOWNS | | | | | | | | | | | | | | | | | | | |
| Attempts | 21 | 11 | 9 | | | | | | | | | | | | | | | | 41 |
| Converted | 12 | 2 | 1 | | | | | | | | | | | | | | | | 15 |
| Percentage | 57.1% | 18.2% | 11.1% | | | | | | | | | | | | | | | | 36.6% |
| FOURTH DOWNS | | | | | | | | | | | | | | | | | | | |
| Attempts | 0 | 2 | 2 | | | | | | | | | | | | | | | | 4 |
| Converted | 0 | 2 | 2 | | | | | | | | | | | | | | | | 4 |
| Percentage | 0 | 100.0% | 100.0% | | | | | | | | | | | | | | | | 100.0% |
| TOT. OFFENSE | | | | | | | | | | | | | | | | | | | |
| Net Yards | 449 | 398 | 407 | | | | | | | | | | | | | | | | 1,254 |
| Plays | 75 | 67 | 64 | | | | | | | | | | | | | | | | 206 |
| Avg./Play | 6.0 | 5.9 | 6.4 | | | | | | | | | | | | | | | | 6.1 |
| RUSHING | | | | | | | | | | | | | | | | | | | |
| Net Yards | 160 | 96 | 91 | | | | | | | | | | | | | | | | 347 |
| Rush. Att. | 41 | 30 | 30 | | | | | | | | | | | | | | | | 101 |
| Avg./Att. | 3.9 | 3.2 | 3.0 | | | | | | | | | | | | | | | | 3.4 |
| PASSING | | | | | | | | | | | | | | | | | | | |
| Net Yards | 289 | 302 | 316 | | | | | | | | | | | | | | | | 907 |
| Attempts | 33 | 34 | 34 | | | | | | | | | | | | | | | | 101 |
| Completions | 21 | 26 | 28 | | | | | | | | | | | | | | | | 75 |
| Intercepted | 0 | 0 | 1 | | | | | | | | | | | | | | | | 1 |
| Gross Yards | 291 | 328 | 316 | | | | | | | | | | | | | | | | 935 |
| Sacked | 1.0 | 3.0 | 0.0 | | | | | | | | | | | | | | | | 4.0 |
| Yards Lost | 2 | 26 | 0 | | | | | | | | | | | | | | | | 28 |
| ADVANCES | | | | | | | | | | | | | | | | | | | |
| Rushes | 41 | 30 | 30 | | | | | | | | | | | | | | | | 101 |
| Completions | 21 | 26 | 28 | | | | | | | | | | | | | | | | 75 |
| Totals | 62 | 56 | 58 | | | | | | | | | | | | | | | | 176 |
| Total Drives | 14 | 11 | 11 | | | | | | | | | | | | | | | | 36 |
| PENALTIES | | | | | | | | | | | | | | | | | | | |
| Number | 5 | 10 | 7 | | | | | | | | | | | | | | | | 22 |
| Yards | 50 | 101 | 58 | | | | | | | | | | | | | | | | 209 |
| FUMBLES | | | | | | | | | | | | | | | | | | | |
| Number | 1 | 0 | 1 | | | | | | | | | | | | | | | | 2 |
| Lost | 0 | 0 | 0 | | | | | | | | | | | | | | | | 0 |
| PUNTING | | | | | | | | | | | | | | | | | | | |
| Yards | 266 | 180 | 253 | | | | | | | | | | | | | | | | 699 |
| Punts | 6 | 4 | 5 | | | | | | | | | | | | | | | | 15 |
| Net Avg. | 44.2 | 44.5 | 44.6 | | | | | | | | | | | | | | | | 44.4 |
| Gross Avg. | 44.3 | 45.0 | 50.6 | | | | | | | | | | | | | | | | 46.6 |
| SCORING | | | | | | | | | | | | | | | | | | | |
| Points | 37 | 23 | 31 | | | | | | | | | | | | | | | | 91 |
| Q1 | 14 | 3 | 7 | | | | | | | | | | | | | | | | 24 |
| Q2 | 13 | 7 | 0 | | | | | | | | | | | | | | | | 20 |
| Q3 | 7 | 10 | 17 | | | | | | | | | | | | | | | | 34 |
| Q4 | 3 | 3 | 7 | | | | | | | | | | | | | | | | 13 |
| OT | 0 | 0 | 0 | | | | | | | | | | | | | | | | 0 |
| TD Rushing | 2 | 0 | 3 | | | | | | | | | | | | | | | | 5 |
| TD Passing | 2 | 2 | 0 | | | | | | | | | | | | | | | | 4 |
| TD KO Returns | 0 | 0 | 0 | | | | | | | | | | | | | | | | 0 |
| TD Punt Returns | 0 | 0 | 0 | | | | | | | | | | | | | | | | 0 |
| TD Sp. Teams | 0 | 0 | 0 | | | | | | | | | | | | | | | | 0 |
| TD Def. Returns | 0 | 0 | 1 | | | | | | | | | | | | | | | | 1 |
| FG Attempts | 3 | 3 | 2 | | | | | | | | | | | | | | | | 8 |
| FG Made | 3 | 3 | 1 | | | | | | | | | | | | | | | | 7 |
| Safety | 0 | 0 | 0 | | | | | | | | | | | | | | | | 0 |
| 2-Pt Attempts | 0 | 0 | 0 | | | | | | | | | | | | | | | | 0 |
| 2-Pt Made | 0 | 0 | 0 | | | | | | | | | | | | | | | | 0 |
| Time of Possession | 35:04 | 38:52 | 32:54 | | | | | | | | | | | | | | | | 106:50 |



THIRD DOWN EFFICIENCY

| JAGUARS | | | | | | | | | | | | |
|---------------|-----------------|--------------|---------------|--------------|--------------|--------------|--------------|--------------|--------------|--------------|---------------|---------------|
| Date | Opponent | 3rd & 1 | 3rd & 2 | 3rd & 3 | 3rd & 4 | 3rd & 5 | 3rd & 6 | 3rd & 7 | 3rd & 8 | 3rd & 9 | 3rd & 10+ | Total |
| 09/12 | at Houston | 1 / 1 | 0 / 0 | 0 / 1 | 0 / 0 | 0 / 2 | 1 / 1 | 0 / 1 | 0 / 0 | 0 / 0 | 1 / 5 | 3 / 11 |
| 09/19 | Denver | 0 / 0 | 1 / 1 | 1 / 2 | 1 / 1 | 0 / 1 | 0 / 1 | 0 / 0 | 0 / 0 | 0 / 1 | 1 / 4 | 4 / 11 |
| 09/26 | Arizona | 0 / 1 | 1 / 1 | 0 / 1 | 1 / 3 | 0 / 1 | 0 / 1 | 0 / 1 | 0 / 1 | 0 / 0 | 0 / 1 | 2 / 11 |
| 09/30 | at Cincinnati | -- | -- | -- | -- | -- | -- | -- | -- | -- | -- | -- |
| 10/10 | Tennessee | -- | -- | -- | -- | -- | -- | -- | -- | -- | -- | -- |
| 10/17 | Miami | -- | -- | -- | -- | -- | -- | -- | -- | -- | -- | -- |
| 10/31 | at Seattle | -- | -- | -- | -- | -- | -- | -- | -- | -- | -- | -- |
| 11/07 | Buffalo | -- | -- | -- | -- | -- | -- | -- | -- | -- | -- | -- |
| 11/14 | at Indianapolis | -- | -- | -- | -- | -- | -- | -- | -- | -- | -- | -- |
| 11/21 | San Francisco | -- | -- | -- | -- | -- | -- | -- | -- | -- | -- | -- |
| 11/28 | Atlanta | -- | -- | -- | -- | -- | -- | -- | -- | -- | -- | -- |
| 12/05 | at L.A. Rams | -- | -- | -- | -- | -- | -- | -- | -- | -- | -- | -- |
| 12/12 | at Tennessee | -- | -- | -- | -- | -- | -- | -- | -- | -- | -- | -- |
| 12/19 | Houston | -- | -- | -- | -- | -- | -- | -- | -- | -- | -- | -- |
| 12/26 | at N.Y. Jets | -- | -- | -- | -- | -- | -- | -- | -- | -- | -- | -- |
| 01/02 | at New England | -- | -- | -- | -- | -- | -- | -- | -- | -- | -- | -- |
| 01/09 | Indianapolis | -- | -- | -- | -- | -- | -- | -- | -- | -- | -- | -- |
| TOTALS | | 1 / 2 | 2 / 2 | 1 / 4 | 2 / 4 | 0 / 4 | 1 / 3 | 0 / 2 | 0 / 1 | 0 / 1 | 2 / 10 | 9 / 33 |
| | | 50.0% | 100.0% | 25.0% | 50.0% | 0.0% | 33.3% | 0.0% | 0.0% | 0.0% | 20.0% | 27.3% |

| OPPONENT | | | | | | | | | | | | |
|---------------|-----------------|--------------|--------------|--------------|--------------|---------------|--------------|--------------|--------------|--------------|--------------|----------------|
| Date | Opponent | 3rd & 1 | 3rd & 2 | 3rd & 3 | 3rd & 4 | 3rd & 5 | 3rd & 6 | 3rd & 7 | 3rd & 8 | 3rd & 9 | 3rd & 10+ | Total |
| 09/12 | at Houston | 3 / 5 | 2 / 3 | 1 / 2 | 4 / 6 | 1 / 1 | 0 / 1 | 0 / 1 | 0 / 0 | 1 / 1 | 0 / 1 | 12 / 21 |
| 09/19 | Denver | 0 / 2 | 0 / 0 | 0 / 0 | 0 / 1 | 0 / 0 | 1 / 2 | 0 / 0 | 1 / 2 | 0 / 1 | 0 / 3 | 2 / 11 |
| 09/26 | Arizona | 0 / 2 | 0 / 1 | 0 / 0 | 0 / 1 | 0 / 0 | 0 / 0 | 0 / 0 | 0 / 1 | 1 / 1 | 0 / 3 | 1 / 9 |
| 09/30 | at Cincinnati | -- | -- | -- | -- | -- | -- | -- | -- | -- | -- | -- |
| 10/10 | Tennessee | -- | -- | -- | -- | -- | -- | -- | -- | -- | -- | -- |
| 10/17 | Miami | -- | -- | -- | -- | -- | -- | -- | -- | -- | -- | -- |
| 10/31 | at Seattle | -- | -- | -- | -- | -- | -- | -- | -- | -- | -- | -- |
| 11/07 | Buffalo | -- | -- | -- | -- | -- | -- | -- | -- | -- | -- | -- |
| 11/14 | at Indianapolis | -- | -- | -- | -- | -- | -- | -- | -- | -- | -- | -- |
| 11/21 | San Francisco | -- | -- | -- | -- | -- | -- | -- | -- | -- | -- | -- |
| 11/28 | Atlanta | -- | -- | -- | -- | -- | -- | -- | -- | -- | -- | -- |
| 12/05 | at L.A. Rams | -- | -- | -- | -- | -- | -- | -- | -- | -- | -- | -- |
| 12/12 | at Tennessee | -- | -- | -- | -- | -- | -- | -- | -- | -- | -- | -- |
| 12/19 | Houston | -- | -- | -- | -- | -- | -- | -- | -- | -- | -- | -- |
| 12/26 | at N.Y. Jets | -- | -- | -- | -- | -- | -- | -- | -- | -- | -- | -- |
| 01/02 | at New England | -- | -- | -- | -- | -- | -- | -- | -- | -- | -- | -- |
| 01/09 | Indianapolis | -- | -- | -- | -- | -- | -- | -- | -- | -- | -- | -- |
| TOTALS | | 3 / 9 | 2 / 4 | 1 / 2 | 4 / 8 | 1 / 1 | 1 / 3 | 0 / 1 | 1 / 3 | 2 / 3 | 0 / 7 | 15 / 41 |
| | | 33.3% | 50.0% | 50.0% | 50.0% | 100.0% | 33.3% | 0.0% | 33.3% | 66.7% | 0.0% | 36.6% |



FOURTH DOWN EFFICIENCY

| Date | Opponent | JAGUARS | | | | | | OPPONENT | | | | | | |
|---------------|-----------------|--------------|--------------|--------------|---------------|---------------|---------------|---------------|---------------|--------------|--------------|--------------|--------------|---------------|
| | | 4th & 1 | 4th & 2 | 4th & 3 | 4th & 4 | 4th & 5+ | Total | 4th & 1 | 4th & 2 | 4th & 3 | 4th & 4 | 4th & 5+ | Total | |
| 09/12 | at Houston | 0 / 0 | 0 / 0 | 0 / 0 | 0 / 0 | 1 / 1 | 1 / 1 | 0 / 0 | 0 / 0 | 0 / 0 | 0 / 0 | 0 / 0 | 0 / 0 | 0 / 0 |
| 09/19 | Denver | 0 / 0 | 0 / 0 | 0 / 0 | 0 / 0 | 1 / 1 | 1 / 1 | 2 / 2 | 0 / 0 | 0 / 0 | 0 / 0 | 0 / 0 | 0 / 0 | 2 / 2 |
| 09/26 | Arizona | 0 / 0 | 0 / 0 | 0 / 0 | 1 / 1 | 0 / 0 | 1 / 1 | 1 / 1 | 1 / 1 | 0 / 0 | 0 / 0 | 0 / 0 | 0 / 0 | 2 / 2 |
| 09/30 | at Cincinnati | -- | -- | -- | -- | -- | -- | -- | -- | -- | -- | -- | -- | -- |
| 10/10 | Tennessee | -- | -- | -- | -- | -- | -- | -- | -- | -- | -- | -- | -- | -- |
| 10/17 | Miami | -- | -- | -- | -- | -- | -- | -- | -- | -- | -- | -- | -- | -- |
| 10/31 | at Seattle | -- | -- | -- | -- | -- | -- | -- | -- | -- | -- | -- | -- | -- |
| 11/07 | Buffalo | -- | -- | -- | -- | -- | -- | -- | -- | -- | -- | -- | -- | -- |
| 11/14 | at Indianapolis | -- | -- | -- | -- | -- | -- | -- | -- | -- | -- | -- | -- | -- |
| 11/21 | San Francisco | -- | -- | -- | -- | -- | -- | -- | -- | -- | -- | -- | -- | -- |
| 11/28 | Atlanta | -- | -- | -- | -- | -- | -- | -- | -- | -- | -- | -- | -- | -- |
| 12/05 | at L.A. Rams | -- | -- | -- | -- | -- | -- | -- | -- | -- | -- | -- | -- | -- |
| 12/12 | at Tennessee | -- | -- | -- | -- | -- | -- | -- | -- | -- | -- | -- | -- | -- |
| 12/19 | Houston | -- | -- | -- | -- | -- | -- | -- | -- | -- | -- | -- | -- | -- |
| 12/26 | at N.Y. Jets | -- | -- | -- | -- | -- | -- | -- | -- | -- | -- | -- | -- | -- |
| 01/02 | at New England | -- | -- | -- | -- | -- | -- | -- | -- | -- | -- | -- | -- | -- |
| 01/09 | Indianapolis | -- | -- | -- | -- | -- | -- | -- | -- | -- | -- | -- | -- | -- |
| TOTALS | | 0 / 0 | 0 / 0 | 0 / 0 | 1 / 1 | 2 / 2 | 3 / 3 | 3 / 3 | 1 / 1 | 0 / 0 | 0 / 0 | 0 / 0 | 0 / 0 | 4 / 4 |
| | | 0.0% | 0.0% | 0.0% | 100.0% | 100.0% | 100.0% | 100.0% | 100.0% | 0.0% | 0.0% | 0.0% | 0.0% | 100.0% |



GAME SUMMARIES



WEEK 1

68,105 ■ NRG Stadium ■ Sep 12, 2021



Jacksonville Jaguars 0 7 7 7 - 21
Houston Texans 14 13 7 3 - 37

SCORING DRIVES

| TEAM | QTR | TIME | SCORING PLAY | JAX | HOU |
|---------|-----|-------|---|-----|-----|
| Texans | 1 | 06:39 | M.Ingram 1 yd. run (J.Slye kick) (14-84, 7:02) | 0 | 7 |
| Texans | 1 | 02:25 | D.Johnson 7 yd. pass from Ty.Taylor (J.Slye kick) (5-55, 2:14) | 0 | 14 |
| Jaguars | 2 | 12:20 | C.Manhertz 22 yd. pass from T.Lawrence (J.Lambo kick) (11-75, 5:05) | 7 | 14 |
| Texans | 2 | 08:07 | J.Slye 40 yd. Field Goal (9-54, 4:13) | 7 | 17 |
| Texans | 2 | 00:59 | J.Slye 26 yd. Field Goal (5-0, 1:18) | 7 | 20 |
| Texans | 2 | 00:08 | D.Amendola 8 yd. pass from Ty.Taylor (J.Slye kick) (4-69, 0:29) | 7 | 27 |
| Texans | 3 | 03:24 | P.Lindsay 5 yd. run (J.Slye kick) (9-68, 4:44) | 7 | 34 |
| Jaguars | 3 | 01:48 | D.Chark 41 yd. pass from T.Lawrence (J.Lambo kick) (4-75, 1:36) | 14 | 34 |
| Texans | 4 | 11:56 | J.Slye 25 yd. Field Goal (7-62, 2:53) | 14 | 37 |
| Jaguars | 4 | 00:05 | M.Jones 4 yd. pass from T.Lawrence (J.Lambo kick) (12-85, 2:45) | 21 | 37 |

JACKSONVILLE JAGUARS

| PASSING | ATT | CP | YDS | SK/YD | TD | LG | INT | RTG |
|-----------------|-----------|-----------|------------|-------------|----------|------------|----------|-------------|
| Trevor Lawrence | 51 | 28 | 332 | 1/13 | 3 | 41t | 3 | 70.1 |
| TOTAL | 51 | 28 | 332 | 1/13 | 3 | 41T | 3 | 70.1 |

| RUSHING | ATT | YDS | AVG | LG | TD |
|----------------------|-----------|-----------|------------|-----------|----------|
| Carlos Hyde | 9 | 44 | 4.9 | 13 | 0 |
| James Robinson | 5 | 25 | 5.0 | 7 | 0 |
| Laviska Shenault Jr. | 1 | 9 | 9.0 | 9 | 0 |
| Trevor Lawrence | 1 | -2 | -2.0 | -2 | 0 |
| TOTAL | 16 | 76 | 4.8 | 13 | 0 |

| RECEIVING | NO | YDS | AVG | LG | TD |
|----------------------|-----------|------------|-------------|------------|----------|
| Laviska Shenault Jr. | 7 | 50 | 7.1 | 14 | 0 |
| James O'Shaughnessy | 6 | 48 | 8.0 | 22 | 0 |
| Marvin Jones Jr. | 5 | 77 | 15.4 | 33 | 1 |
| DJ Chark Jr. | 3 | 86 | 28.7 | 41t | 1 |
| James Robinson | 3 | 29 | 9.7 | 15 | 0 |
| Carlos Hyde | 2 | 14 | 7.0 | 9 | 0 |
| Chris Manhertz | 1 | 22 | 22.0 | 22t | 1 |
| Tyron Johnson | 1 | 6 | 6.0 | 6 | 0 |
| TOTAL | 28 | 332 | 11.9 | 41T | 3 |

| TOP DEFENSE | TOT | SOLO | AST | SCK | YDS | INT |
|---------------|-----|------|-----|-----|-----|-----|
| Myles Jack | 9 | 6 | 3 | 0.0 | 0.0 | 0 |
| Damien Wilson | 7 | 1 | 6 | 0.0 | 0.0 | 0 |
| Malcom Brown | 7 | 4 | 3 | 0.0 | 0.0 | 0 |

| FIELD GOALS | FGM/FGA | PERCENT | RESULTS |
|--------------|------------|------------|---------|
| Josh Lambo | 0-1 | 0.0 | 55WL |
| TOTAL | 0-1 | 0.0 | |

HOUSTON TEXANS

| PASSING | ATT | CP | YDS | SK/YD | TD | LG | INT | RTG |
|--------------|-----------|-----------|------------|------------|----------|-----------|----------|--------------|
| Tyrod Taylor | 33 | 21 | 291 | 1/2 | 2 | 52 | 0 | 112.1 |
| TOTAL | 33 | 21 | 291 | 1/2 | 2 | 52 | 0 | 112.1 |

| RUSHING | ATT | YDS | AVG | LG | TD |
|-----------------|-----------|------------|------------|-----------|----------|
| Mark Ingram II | 26 | 85 | 3.3 | 11 | 1 |
| Tyrod Taylor | 4 | 40 | 10.0 | 29 | 0 |
| Phillip Lindsay | 8 | 25 | 3.1 | 8 | 1 |
| David Johnson | 3 | 10 | 3.3 | 5 | 0 |
| TOTAL | 41 | 160 | 3.9 | 29 | 2 |

| RECEIVING | NO | YDS | AVG | LG | TD |
|----------------|-----------|------------|-------------|-----------|----------|
| Brandin Cooks | 5 | 132 | 26.4 | 52 | 0 |
| Danny Amendola | 5 | 34 | 6.8 | 8t | 1 |
| Pharaoh Brown | 4 | 67 | 16.8 | 29 | 0 |
| David Johnson | 3 | 18 | 6.0 | 9 | 1 |
| Chris Conley | 2 | 27 | 13.5 | 17 | 0 |
| Nico Collins | 1 | 7 | 7.0 | 7 | 0 |
| Rex Burkhead | 1 | 6 | 6.0 | 6 | 0 |
| TOTAL | 21 | 291 | 13.9 | 52 | 2 |

| TOP DEFENSE | TOT | SOLO | AST | SCK | YDS | INT |
|-------------------|-----|------|-----|-----|-----|-----|
| Desmond King II | 8 | 5 | 3 | 0.0 | 0.0 | 0 |
| Zach Cunningham | 7 | 3 | 4 | 0.0 | 0.0 | 0 |
| Christian Kirksey | 6 | 5 | 1 | 0.0 | 0.0 | 1 |

| FIELD GOALS | FGM/FGA | PERCENT | RESULTS |
|--------------|------------|--------------|---------------|
| Joey Slye | 3-3 | 100.0 | 40G, 26G, 25G |
| TOTAL | 3-3 | 100.0 | |

TEAM STATISTICS

| | JAGUARS | TEXANS |
|------------------------------|----------|-----------|
| First Downs | 20 | 22 |
| 3rd-Down Eff. (Made/Att/Pct) | 3/11/27% | 12/21/57% |
| 4th-Down Eff. (Made/Att/Pct) | 1/1/100% | 0/0/0% |
| Total Net Yards | 395 | 449 |
| Total Plays | 68 | 75 |
| Yards Per Play | 5.8 | 6.0 |
| Rushes/Net Yards | 16/76 | 41/160 |
| Net Passing | 319 | 289 |
| Pass Attempts/Completions | 51/28 | 33/21 |
| Had Intercepted | 3 | 0 |
| Sacked/Yards Lost | 1/13 | 1/2 |
| Punts/Average | 6/49.5 | 6/44.3 |
| Penalties/Yards | 10/82 | 5/50 |
| Fumbles/Lost | 1/0 | 1/0 |
| Possession Time | 24:56 | 35:04 |



GAME SUMMARIES



WEEK 2



58,461 ■ TIAA Bank Field ■ Sep 19, 2021

Denver Broncos 3 7 10 3 - 23
 Jacksonville Jaguars 7 0 0 6 - 13

SCORING DRIVES

| TEAM | QTR | TIME | SCORING PLAY | DEN | JAX |
|---------|-----|-------|--|-----|-----|
| Jaguars | 1 | 09:21 | M.Jones 25 yd. pass from T.Lawrence (J.Lambo kick) (11-83, 5:39) | 0 | 7 |
| Broncos | 1 | 00:26 | B.McManus 32 yd. Field Goal (13-61, 8:55) | 3 | 7 |
| Broncos | 2 | 01:54 | T.Patrick 12 yd. pass from T.Bridgewater (B.McManus kick) (8-80, 4:02) | 10 | 7 |
| Broncos | 3 | 12:35 | N.Fant 14 yd. pass from T.Bridgewater (B.McManus kick) (4-75, 2:25) | 17 | 7 |
| Broncos | 3 | 01:04 | B.McManus 46 yd. Field Goal (7-24, 3:19) | 20 | 7 |
| Broncos | 4 | 05:42 | B.McManus 40 yd. Field Goal (9-72, 4:49) | 23 | 7 |
| Jaguars | 4 | 05:26 | J.Agnew 102 yd. kickoff return (pass failed) (0-0, 0:16) | 23 | 13 |

JACKSONVILLE JAGUARS

| PASSING | ATT | CP | YDS | SK/YD | TD | LG | INT | RTG |
|-----------------|-----------|-----------|------------|------------|----------|------------|----------|-------------|
| Trevor Lawrence | 33 | 14 | 118 | 1/4 | 1 | 25t | 2 | 37.2 |
| TOTAL | 33 | 14 | 118 | 1/4 | 1 | 25T | 2 | 37.2 |

| RUSHING | ATT | YDS | AVG | LG | TD |
|----------------------|-----------|-----------|------------|-----------|----------|
| James Robinson | 11 | 47 | 4.3 | 12 | 0 |
| Trevor Lawrence | 2 | 21 | 10.5 | 11 | 0 |
| Carlos Hyde | 2 | 7 | 3.5 | 6 | 0 |
| Laviska Shenault Jr. | 1 | 0 | 0.0 | 0 | 0 |
| TOTAL | 16 | 75 | 4.7 | 12 | 0 |

| RECEIVING | NO | YDS | AVG | LG | TD |
|----------------------|-----------|------------|------------|------------|----------|
| Marvin Jones Jr. | 6 | 55 | 9.2 | 25t | 1 |
| James Robinson | 3 | 17 | 5.7 | 13 | 0 |
| Laviska Shenault Jr. | 2 | -3 | -1.5 | 5 | 0 |
| James O'Shaughnessy | 1 | 24 | 24.0 | 24 | 0 |
| DJ Chark Jr. | 1 | 19 | 19.0 | 19 | 0 |
| Luke Farrell | 1 | 6 | 6.0 | 6 | 0 |
| TOTAL | 14 | 118 | 8.4 | 25T | 1 |

| TOP DEFENSE | TOT | SOLO | AST | SCK | YDS | INT |
|------------------|-----|------|-----|-----|-----|-----|
| Andrew Wingard | 8 | 5 | 3 | 1.0 | 1.0 | 0 |
| Myles Jack | 6 | 3 | 3 | 0.0 | 0.0 | 0 |
| Rayshawn Jenkins | 6 | 6 | 0 | 0.0 | 0.0 | 0 |

| FIELD GOALS | FGM/FGA | PERCENT | RESULTS |
|--------------|------------|------------|------------|
| Josh Lambo | 0-2 | 0.0 | 52WR, 48WL |
| TOTAL | 0-2 | 0.0 | |

DENVER BRONCOS

| PASSING | ATT | CP | YDS | SK/YD | TD | LG | INT | RTG |
|-------------------|-----------|-----------|------------|-------------|----------|-----------|----------|--------------|
| Teddy Bridgewater | 34 | 26 | 328 | 3/26 | 2 | 55 | 0 | 125.6 |
| TOTAL | 34 | 26 | 328 | 3/26 | 2 | 55 | 0 | 125.6 |

| RUSHING | ATT | YDS | AVG | LG | TD |
|-------------------|-----------|-----------|------------|-----------|----------|
| Javonte Williams | 13 | 64 | 4.9 | 16 | 0 |
| Melvin Gordon III | 13 | 31 | 2.4 | 8 | 0 |
| Teddy Bridgewater | 4 | 1 | 0.3 | 2 | 0 |
| TOTAL | 30 | 96 | 3.2 | 16 | 0 |

| RECEIVING | NO | YDS | AVG | LG | TD |
|--------------------|-----------|------------|-------------|-----------|----------|
| Courtland Sutton | 9 | 159 | 17.7 | 55 | 0 |
| Noah Fant | 4 | 33 | 8.3 | 14t | 1 |
| Albert Okwuegbunam | 4 | 24 | 6.0 | 14 | 0 |
| Tim Patrick | 3 | 37 | 12.3 | 14 | 1 |
| Melvin Gordon III | 2 | 38 | 19.0 | 30 | 0 |
| Kendall Hinton | 1 | 15 | 15.0 | 15 | 0 |
| Javonte Williams | 1 | 10 | 10.0 | 10 | 0 |
| Eric Saubert | 1 | 7 | 7.0 | 7 | 0 |
| KJ Hamler | 1 | 5 | 5.0 | 5 | 0 |
| TOTAL | 26 | 328 | 12.6 | 55 | 2 |

| TOP DEFENSE | TOT | SOLO | AST | SCK | YDS | INT |
|-------------------|-----|------|-----|-----|-----|-----|
| Justin Strnad | 6 | 3 | 3 | 0.0 | 0.0 | 0 |
| Kareem Jackson | 6 | 4 | 2 | 0.0 | 0.0 | 1 |
| Alexander Johnson | 5 | 1 | 4 | 0.0 | 0.0 | 0 |

| FIELD GOALS | FGM/FGA | PERCENT | RESULTS |
|-----------------|------------|--------------|---------------|
| Brandon McManus | 3-3 | 100.0 | 32G, 46G, 40G |
| TOTAL | 3-3 | 100.0 | |

TEAM STATISTICS

| | BRONCOS | JAGUARS |
|------------------------------|----------|----------|
| First Downs | 22 | 12 |
| 3rd-Down Eff. (Made/Att/Pct) | 2/11/18% | 4/11/36% |
| 4th-Down Eff. (Made/Att/Pct) | 2/2/100% | 1/1/100% |
| Total Net Yards | 398 | 189 |
| Total Plays | 67 | 50 |
| Yards Per Play | 5.9 | 3.8 |
| Rushes/Net Yards | 30/96 | 16/75 |
| Net Passing | 302 | 114 |
| Pass Attempts/Completions | 34/26 | 33/14 |
| Had Intercepted | 0 | 2 |
| Sacked/Yards Lost | 3/26 | 1/4 |
| Punts/Average | 4/45.0 | 4/56.8 |
| Penalties/Yards | 10/101 | 7/70 |
| Fumbles/Lost | 0/0 | 0/0 |
| Possession Time | 38:52 | 21:08 |



GAME SUMMARIES



WEEK 3

58,012 ■ TIAA Bank Field ■ Sep 26, 2021



Arizona Cardinals 7 0 17 7 - 31
 Jacksonville Jaguars 0 13 6 0 - 19

SCORING DRIVES

| TEAM | QTR | TIME | SCORING PLAY | ARI | JAX |
|-----------|-----|-------|---|-----|-----|
| Cardinals | 1 | 06:42 | K.Murray 1 yd. run (M.Prater kick) (7-56, 3:22) | 7 | 0 |
| Jaguars | 2 | 00:21 | D.Chark 12 yd. pass from T.Lawrence (J.Lambo kick) (9-74, 3:01) | 7 | 7 |
| Jaguars | 2 | 00:00 | J.Agnew 109 yd. field goal return (kick failed, wl) | 7 | 13 |
| Cardinals | 3 | 07:38 | M.Prater 34 yd. Field Goal (12-68, 4:47) | 10 | 13 |
| Jaguars | 3 | 03:33 | J.Robinson 4 yd. run (kick failed, wr) (8-75, 4:05) | 10 | 19 |
| Cardinals | 3 | 01:21 | J.Conner 4 yd. run (M.Prater kick) (5-75, 2:12) | 17 | 19 |
| Cardinals | 3 | 00:24 | B.Murphy 29 yd. interception return (M.Prater kick) | 24 | 19 |
| Cardinals | 4 | 06:49 | J.Conner 1 yd. run (M.Prater kick) (11-65, 6:52) | 31 | 19 |

JACKSONVILLE JAGUARS

| PASSING | ATT | CP | YDS | SK/YD | TD | LG | INT | RTG |
|-----------------|-----------|-----------|------------|-------------|----------|-----------|----------|-------------|
| Trevor Lawrence | 34 | 22 | 219 | 3/63 | 1 | 25 | 2 | 68.1 |
| TOTAL | 34 | 22 | 219 | 3/63 | 1 | 25 | 2 | 68.1 |

| RUSHING | ATT | YDS | AVG | LG | TD |
|-----------------|-----------|------------|------------|-----------|----------|
| James Robinson | 15 | 88 | 5.9 | 21 | 1 |
| Carlos Hyde | 8 | 44 | 5.5 | 18 | 0 |
| Trevor Lawrence | 6 | 27 | 4.5 | 10 | 0 |
| TOTAL | 29 | 159 | 5.5 | 21 | 1 |

| RECEIVING | NO | YDS | AVG | LG | TD |
|----------------------|-----------|------------|-------------|-----------|----------|
| Marvin Jones Jr. | 6 | 62 | 10.3 | 14 | 0 |
| James Robinson | 6 | 46 | 7.7 | 13 | 0 |
| Laviska Shenault Jr. | 4 | 48 | 12.0 | 20 | 0 |
| DJ Chark Jr. | 3 | 49 | 16.3 | 25 | 1 |
| Jacob Hollister | 2 | 15 | 7.5 | 9 | 0 |
| Luke Farrell | 1 | -1 | -1.0 | -1 | 0 |
| TOTAL | 22 | 219 | 10.0 | 25 | 1 |

| TOP DEFENSE | TOT | SOLO | AST | SCK | YDS | INT |
|----------------|-----|------|-----|-----|-----|-----|
| Myles Jack | 10 | 6 | 4 | 0.0 | 0.0 | 0 |
| Damien Wilson | 9 | 6 | 3 | 0.0 | 0.0 | 0 |
| Tyson Campbell | 8 | 6 | 2 | 0.0 | 0.0 | 0 |

| FIELD GOALS | FGM/FGA | PERCENT | RESULTS |
|----------------|---------|---------|---------|
| No Field Goals | | | |

ARIZONA CARDINALS

| PASSING | ATT | CP | YDS | SK/YD | TD | LG | INT | RTG |
|--------------|-----------|-----------|------------|------------|----------|-----------|----------|-------------|
| Kyler Murray | 34 | 28 | 316 | 0/0 | 0 | 36 | 1 | 93.1 |
| TOTAL | 34 | 28 | 316 | 0/0 | 0 | 36 | 1 | 93.1 |

| RUSHING | ATT | YDS | AVG | LG | TD |
|---------------|-----------|-----------|------------|-----------|----------|
| James Conner | 11 | 43 | 3.9 | 11 | 2 |
| Chase Edmonds | 11 | 26 | 2.4 | 7 | 0 |
| Kyler Murray | 7 | 19 | 2.7 | 9 | 1 |
| Rondale Moore | 1 | 3 | 3.0 | 3 | 0 |
| TOTAL | 30 | 91 | 3.0 | 11 | 3 |

| RECEIVING | NO | YDS | AVG | LG | TD |
|-----------------|-----------|------------|-------------|-----------|----------|
| Christian Kirk | 7 | 104 | 14.9 | 33 | 0 |
| Chase Edmonds | 7 | 49 | 7.0 | 12 | 0 |
| A.J. Green | 5 | 112 | 22.4 | 36 | 0 |
| DeAndre Hopkins | 3 | 21 | 7.0 | 8 | 0 |
| Maxx Williams | 3 | 19 | 6.3 | 7 | 0 |
| Rondale Moore | 2 | 1 | 0.5 | 3 | 0 |
| James Conner | 1 | 10 | 10.0 | 10 | 0 |
| TOTAL | 28 | 316 | 11.3 | 36 | 0 |

| TOP DEFENSE | TOT | SOLO | AST | SCK | YDS | INT |
|----------------|-----|------|-----|-----|------|-----|
| Jordan Hicks | 12 | 7 | 5 | 1.0 | 57.0 | 0 |
| Jalen Thompson | 7 | 4 | 3 | 0.0 | 0.0 | 0 |
| Budda Baker | 6 | 4 | 2 | 0.0 | 0.0 | 0 |

| FIELD GOALS | FGM/FGA | PERCENT | RESULTS |
|--------------|------------|-------------|----------|
| Matt Prater | 1-2 | 50.0 | (68) 34G |
| TOTAL | 1-2 | 50.0 | |

TEAM STATISTICS

| | CARDINALS | JAGUARS |
|------------------------------|-----------|----------|
| First Downs | 23 | 20 |
| 3rd-Down Eff. (Made/Att/Pct) | 1/9/11% | 2/11/18% |
| 4th-Down Eff. (Made/Att/Pct) | 2/2/100% | 1/1/100% |
| Total Net Yards | 407 | 315 |
| Total Plays | 64 | 66 |
| Yards Per Play | 6.4 | 4.8 |
| Rushes/Net Yards | 30/91 | 29/159 |
| Net Passing | 316 | 156 |
| Pass Attempts/Completions | 34/28 | 34/22 |
| Had Intercepted | 1 | 2 |
| Sacked/Yards Lost | 0/0 | 3/63 |
| Punts/Average | 5/50.6 | 6/48.2 |
| Penalties/Yards | 7/58 | 4/40 |
| Fumbles/Lost | 1/0 | 4/2 |
| Possession Time | 32:54 | 27:06 |







JAMAL AGNEW | 39



POSITION: WIDE RECEIVER
HT: 5-10 | **WT:** 190 | **DOB:** 4-3-1995
COLLEGE: SAN DIEGO
HOMETOWN: SAN DIEGO, CALIF.
ACQ: UFA (DET)-'21
EXP: 5th YEAR

 @jamalagnew
 @two_6ix

KEY TRANSACTIONS

- Originally selected by Detroit in the fifth round (165th overall) of the 2017 Draft
- Signed by Jacksonville as an unrestricted free agent on 3/17/21

PRO

- Leads the NFL with seven return TDs (four punt returns, two kickoff returns and one field goal return) since he entered the league in 2017

2021 (Jaguars)

- Against Arizona in Week 3, Agnew became the first player in NFL history with 100-plus yard TDs in consecutive games
- 9/26 vs. ARI:** Returned a missed field goal 109 yards for a TD on the final play of the second quarter and tied the record for the longest return in NFL history... Became the ninth player in NFL history with multiple 100-plus yard special teams returns in the same season and the 15th player in NFL history with two return touchdowns through the first three weeks of an NFL season
- 9/19 vs. DEN:** Posted a career-long 102-yard kickoff return for a TD, marking his sixth career return touchdown (four punt and two kickoff)... His 102-yard return was the longest kick return in franchise history and the first kickoff return for a TD for the team since Dec. 18, 2016 against Houston
- 9/12 at HOU:** Returned two punts for 1 yard and saw action on offense in his Jaguars debut

2020 (Lions)

- Topped 1,000 all-purpose yards in 2020 for the first time in his career
- Recorded 13 receptions for 89 yards
- Fielded 28 kickoffs for 783 yards (28.0 avg)

2019 (Lions)

- Returned 17 kickoffs for 454 yards (26.7 avg) including a 100-yard kickoff returned for a touchdown
- Had 19 punt returns for 175 yards and one returned for a touchdown
- Was the only player in the NFL to have a kickoff return touchdown and punt return touchdown in 2019

2018 (Lions)

- Played in six games, and averaged 27 yards on eight kickoff returns
- Had 12 punt returns for 57 yards

2017 (Lions)

- Voted First Team All-Pro as a punt returner in his rookie season
- NFC Special Teams Player of the Week in Week 2
- Led the NFL in punt return yards (447), punt return average (15.4) and punt return touchdowns (two)
- His 88-yard punt return for a touchdown was the league's longest of the season and the longest punt return touchdown by a rookie since WR Tavon Austin raced back a 98-yard return for the Rams in 2013

COLLEGE

- Played 44 games and recorded 148 total tackles (118 solo), 59 pass defenses, 12.5 tackles for loss, one sack and one fumble recovery
- In 2016, posted 31 tackles, 13 pass defenses and two interceptions
- In 2015, recorded 30 tackles, four interceptions and 11 pass breakups en route to being named the Torero's Defensive MVP
- Finished his 2014 campaign leading the nation in pass defenses for FCS players (2.1 per game)
- In his freshman season he started 10 of the 11 games on which he appeared and was All-Pioneer Football League Honorable Mention
- Named San Diego's Most Outstanding First Year Player.

PERSONAL

- Attended Point Loma High School (San Diego, Calif)
- He is the youngest of five children (two brothers and two sisters)
- He is one of two players to be drafted from the University of San Diego (QB Josh Johnson)

JAMAL AGNEW'S NFL REGULAR SEASON RUSHING/RECEIVING STATISTICS

| DATE | TEAM | RECEIVING | | | | | | | RUSHING | | | | |
|-------------------|---------|-----------|----------|-----------|------------|------------|-----------|----------|-----------|-----------|------------|-----------|----------|
| | | GP | GS | NO. | YDS. | AVG. | LG | TD | NO. | YDS. | AVG. | LG | TD |
| 2017 | Lions | 13 | 0 | 2 | 18 | 9.0 | 12 | 0 | 2 | 9 | 4.5 | 5 | 0 |
| 2018 | Lions | 6 | 0 | 0 | 0 | 0.0 | 0 | 0 | 1 | 17 | 17.0 | 17 | 0 |
| 2019 | Lions | 13 | 0 | 1 | -2 | -2.0 | -2 | 0 | 1 | 9 | 9.0 | 9 | 0 |
| 2020 | Lions | 14 | 2 | 13 | 89 | 6.8 | 20 | 0 | 6 | 33 | 5.5 | 11 | 0 |
| 2021 | Jaguars | 3 | 0 | 0 | 0 | 0.0 | 0 | 0 | 0 | 0 | 0.0 | 0 | 0 |
| NFL TOTALS | | 49 | 2 | 16 | 105 | 6.6 | 20 | 0 | 10 | 68 | 6.8 | 17 | 0 |



JAMAL AGNEW'S NFL REGULAR SEASON RETURN STATISTICS

| DATE | TEAM | KICKOFF RETURNS | | | | | PUNT RETURNS | | | | | |
|-------------------|---------|-----------------|--------------|-------------|-------------|----------|--------------|-----------|------------|-------------|------------|----------|
| | | RET. | YDS. | AVG. | LG | TD | NO. | FC | YDS. | AVG. | LG | TD |
| 2017 | Lions | 11 | 196 | 17.8 | 25 | 0 | 29 | 16 | 447 | 15.4 | 88t | 2 |
| 2018 | Lions | 8 | 216 | 27.0 | 45 | 0 | 12 | 3 | 57 | 4.8 | 16 | 0 |
| 2019 | Lions | 17 | 454 | 26.7 | 100t | 1 | 19 | 13 | 175 | 9.2 | 64t | 1 |
| 2020 | Lions | 28 | 783 | 28.0 | 71 | 0 | 14 | 14 | 178 | 12.7 | 74t | 1 |
| 2021 | Jaguars | 3 | 138 | 46.0 | 102t | 1 | 4 | 6 | 13 | 3.3 | 10 | 0 |
| NFL TOTALS | | 67 | 1,787 | 26.7 | 102T | 2 | 78 | 52 | 870 | 11.2 | 88T | 4 |

SINGLE-GAME HIGHS: RUSHING/RECEIVING

| | | | |
|-------------------------------|--|-------------------------------|--|
| Rush Attempts | 1 at Tennessee Titans, Dec 20, 2020 1 vs. Green Bay Packers, Dec 13, 2020 ...8 more at 1. | Kickoff Return TDs | 1 vs. Denver Broncos, Sep 19, 2021 1 at Philadelphia Eagles, Sep 22, 2019 |
| Rushing Yards | 17 at Dallas Cowboys, Sep 30, 2018 11 vs. Green Bay Packers, Dec 13, 2020 ...1 more at 11. | Fair Catches | 6 at Chicago Bears, Nov 10, 2019 4 at Cincinnati Bengals, Dec 24, 2017 |
| Longest Runs | 17 at Dallas Cowboys, Sep 30, 2018 11 vs. Green Bay Packers, Dec 13, 2020 ...1 more at 11. | Punt Return Yards | 106 at New Orleans Saints, Oct 15, 2017 101 at New York Giants, Sep 18, 2017 |
| Receptions | 3 at Carolina Panthers, Nov 22, 2020 2 at Chicago Bears, Dec 06, 2020 ...2 more at 2. | Longest Punt Return | 88t at New York Giants, Sep 18, 2017 74t vs. Tampa Bay Buccaneers, Dec 26, 2020 ...1 more at 74. |
| Receiving Yards | 24 at Chicago Bears, Dec 06, 2020 20 at Arizona Cardinals, Sep 27, 2020 | Punt Returns | 5 at Arizona Cardinals, Sep 08, 2019 5 vs. Minnesota Vikings, Dec 23, 2018 |
| Longest Receptions | 20 at Arizona Cardinals, Sep 27, 2020 19 at Chicago Bears, Dec 06, 2020 | Punt Return TDs | 1 vs. Tampa Bay Buccaneers, Dec 26, 2020 1 at Denver Broncos, Dec 22, 2019 ...2 more at 1. |
| All-Purpose Yards | 155 at San Francisco 49ers, Sep 16, 2018 135 at Tennessee Titans, Dec 20, 2020 | Special Teams Tackles | 2 vs. Tampa Bay Buccaneers, Dec 26, 2020 2 at Green Bay Packers, Oct 14, 2019 ...1 more at 2. |
| Kickoff Returns | 5 at San Francisco 49ers, Sep 16, 2018 4 at Tennessee Titans, Dec 20, 2020 ...2 more at 4. | Most TDs | 1 vs. Arizona Cardinals, Sep 26, 2021 1 vs. Denver Broncos, Sep 19, 2021 ...5 more at 1. |
| Kickoff Return Yards | 144 at San Francisco 49ers, Sep 16, 2018 120 vs. Denver Broncos, Sep 19, 2021 | Punt Return Average | 33.7 at New York Giants, Sep 18, 2017 26.5 at New Orleans Saints, Oct 15, 2017 |
| Longest Kickoff Return | 102t vs. Denver Broncos, Sep 19, 2021 100t at Philadelphia Eagles, Sep 22, 2019 | Kickoff Return Average | 29.0 at Tennessee Titans, Dec 20, 2020 28.8 at San Francisco 49ers, Sep 16, 2018 |

2021 GAME-BY-GAME REGULAR-SEASON STATISTICS (JAGUARS)

| DATE | OPPONENT | P/S | RECEIVING | | | | | RUSHING | | | | | W/L | SCORE |
|--------------------|-----------|------------|-----------|----------|------------|----------|----------|----------|----------|------------|----------|----------|------------|-------|
| | | | NO. | YDS. | AVG. | LG | TD | NO. | YDS. | AVG. | LG | TD | | |
| 09/12 | at Texans | P | 0 | 0 | 0.0 | 0 | 0 | 0 | 0 | 0.0 | 0 | 0 | L | 21-37 |
| 09/19 | Broncos | P | 0 | 0 | 0.0 | 0 | 0 | 0 | 0 | 0.0 | 0 | 0 | L | 13-23 |
| 09/26 | Cardinals | P | 0 | 0 | 0.0 | 0 | 0 | 0 | 0 | 0.0 | 0 | 0 | L | 19-31 |
| 2021 TOTALS | | 3-0 | 0 | 0 | 0.0 | 0 | 0 | 0 | 0 | 0.0 | 0 | 0 | 0-3 | |

2020 GAME-BY-GAME REGULAR-SEASON STATISTICS (LIONS)

| DATE | OPPONENT | P/S | RECEIVING | | | | | RUSHING | | | | | W/L | SCORE |
|--------------------|--------------|-------------|-----------|-----------|------------|-----------|----------|----------|-----------|------------|-----------|----------|-------------|-------|
| | | | NO. | YDS. | AVG. | LG | TD | NO. | YDS. | AVG. | LG | TD | | |
| 09/13 | Bears | P | 0 | 0 | 0.0 | 0 | 0 | 0 | 0 | 0.0 | 0 | 0 | L | 23-27 |
| 09/20 | at Packers | P | 1 | 0 | 0.0 | 0 | 0 | 0 | 0 | 0.0 | 0 | 0 | L | 21-42 |
| 09/27 | at Cardinals | P | 2 | 20 | 10.0 | 20 | 0 | 1 | 2 | 2.0 | 2 | 0 | W | 26-23 |
| 10/04 | Saints | P | 1 | 1 | 1.0 | 1 | 0 | 1 | 2 | 2.0 | 2 | 0 | L | 29-35 |
| 10/18 | at Jaguars | P | 2 | 17 | 8.5 | 11 | 0 | 0 | 0 | 0.0 | 0 | 0 | W | 34-16 |
| 10/25 | at Falcons | P | 0 | 0 | 0.0 | 0 | 0 | 0 | 0 | 0.0 | 0 | 0 | W | 23-22 |
| 11/01 | Colts | P | 0 | 0 | 0.0 | 0 | 0 | 1 | 11 | 11.0 | 11 | 0 | L | 21-41 |
| 11/08 | at Vikings | | | | | | | | | | | | L | 20-34 |
| 11/15 | Washington | | | | | | | | | | | | W | 30-27 |
| 11/22 | at Panthers | P | 3 | 10 | 3.3 | 5 | 0 | 0 | 0 | 0.0 | 0 | 0 | L | 0-20 |
| 11/26 | Texans | S | 0 | 0 | 0.0 | 0 | 0 | 0 | 0 | 0.0 | 0 | 0 | L | 25-41 |
| 12/06 | at Bears | P | 2 | 24 | 12.0 | 19 | 0 | 1 | 0 | 0.0 | 0 | 0 | W | 34-30 |
| 12/13 | Packers | P | 1 | 4 | 4.0 | 4 | 0 | 1 | 11 | 11.0 | 11 | 0 | L | 24-31 |
| 12/20 | at Titans | P | 1 | 13 | 13.0 | 13 | 0 | 1 | 7 | 7.0 | 7 | 0 | L | 25-46 |
| 12/26 | Buccaneers | P | 0 | 0 | 0.0 | 0 | 0 | 0 | 0 | 0.0 | 0 | 0 | L | 7-47 |
| 01/03 | Vikings | S | 0 | 0 | 0.0 | 0 | 0 | 0 | 0 | 0.0 | 0 | 0 | L | 35-37 |
| 2020 TOTALS | | 14-2 | 13 | 89 | 6.8 | 20 | 0 | 6 | 33 | 5.5 | 11 | 0 | 5-11 | |





DAKOTA ALLEN | 53



POSITION: LINEBACKER
HT: 6-1 | **WT:** 220 | **DOB:** 11-2-1995
COLLEGE: TEXAS TECH
HOMETOWN: HUMBLE, TEXAS
ACQ: PS (LAR)-'19
EXP: 3rd YEAR

@dakota_allen40
 @dakota_allen40

KEY TRANSACTIONS

- Originally drafted by the L.A. Rams in the seventh round (251st overall) of the 2019 Draft
- Signed by Jacksonville from the L.A. Rams practice squad on 12/10/19

PRO

2021 (Jaguars)

- 9/26 vs. ARI:** Played in 25 special teams snaps
- 9/19 vs. DEN:** Played a team-high 22 special teams snaps
- 9/12 at HOU:** Recorded one tackle on defense and one special teams tackle... Played a team-high 31 special teams snaps

2020 (Jaguars)

- Saw action in 13 games, starting two and played primarily on special teams
- Tallied 14 tackles (nine solo), four special teams tackles and three tackles for loss on the season
- 10/11 at HOU:** Made his first career start at linebacker and tied for the team lead with seven tackles, including one tackle for loss
- 10/25 at LAC:** Started at linebacker and collected two tackles, including one for loss

2019 (Raiders & Jaguars)

- Signed by Jacksonville from the L.A. Rams practice squad on Dec. 10 prior to Week 15 and played the final three games of the season primarily on special teams

COLLEGE

- Played in 36 collegiate games at Texas Tech and 12 at East Mississippi Community College, amassing 379 combined tackles (200 solo) from his time at Texas Tech and EMCC combined
- Added 16 passes defended, five INTs, 4.5 sacks, recovered four fumbles and forced an additional two fumbles
- Elected as a team captain prior to the 2017 season as a junior at Texas Tech, proceeding to start all 13 games at WILL linebacker
- Led the team with 102 tackles to go along with four passes defended, 2.0 sacks, two INTs, a forced fumble and a fumble recovery

PERSONAL

- Attended Summer Creek (Humble, Texas) High School where he logged 112 tackles and three interceptions as a senior
- Father, Keith Allen, played collegiate football as a running back at the University of Texas
- Was featured on the Netflix documentary series "Last Chance U" while at EMCC in 2016

DAKOTA ALLEN'S NFL REGULAR SEASON DEFENSIVE STATISTICS

| DATE | TEAM | GP | GS | TACKLES | | | | | | | INTERCEPTIONS | | | | | O. FUMB | | | | ST | | | | MISC | | | | | | | | | | |
|------------------------------------|---------|----|----|---------|---|---|-----|-----|-----|-----|---------------|----|-----|----|----|---------|----|----|----|-----|----|---|---|------|----|---|---|---|---|---|---|---|---|---|
| | | | | TK | S | A | TFL | YDS | SK | YDS | QBH | NO | YDS | LG | TD | PD | FF | FR | TD | YDS | TK | S | A | FF | FR | S | A | | | | | | | |
| 2019 | Rams | 0 | 0 | 0 | 0 | 0 | 0 | 0 | 0.0 | 0.0 | 0 | 0 | 0 | 0 | 0 | 0 | 0 | 0 | 0 | 0 | 0 | 0 | 0 | 0 | 0 | 0 | 0 | 0 | 0 | 0 | 0 | 0 | 0 | 0 |
| Went from L.A. Rams to Oakland. | | | | | | | | | | | | | | | | | | | | | | | | | | | | | | | | | | |
| 2019 | Raiders | 2 | 0 | 0 | 0 | 0 | 0 | 0 | 0.0 | 0.0 | 0 | 0 | 0 | 0 | 0 | 0 | 0 | 0 | 0 | 0 | 0 | 0 | 0 | 0 | 0 | 0 | 0 | 0 | 0 | 0 | 0 | 0 | 0 | |
| Went from Oakland to Jacksonville. | | | | | | | | | | | | | | | | | | | | | | | | | | | | | | | | | | |
| 2019 | Jaguars | 3 | 0 | 0 | 0 | 0 | 0 | 0 | 0.0 | 0.0 | 0 | 0 | 0 | 0 | 0 | 0 | 0 | 0 | 0 | 0 | 0 | 0 | 0 | 1 | 1 | 0 | 0 | 0 | 0 | 0 | 0 | 0 | | |
| 2019 | TOTAL | 5 | 0 | 0 | 0 | 0 | 0 | 0 | 0.0 | 0.0 | 0 | 0 | 0 | 0 | 0 | 0 | 0 | 0 | 0 | 0 | 0 | 0 | 0 | 1 | 1 | 0 | 0 | 0 | 0 | 0 | 0 | 0 | | |
| 2020 | Jaguars | 13 | 2 | 14 | 9 | 5 | 3 | 8 | 0.0 | 0.0 | 1 | 0 | 0 | 0 | 0 | 0 | 0 | 0 | 0 | 0 | 0 | 0 | 0 | 4 | 3 | 1 | 0 | 0 | 0 | 0 | 0 | 0 | | |
| 2021 | Jaguars | 3 | 0 | 1 | 0 | 1 | 0 | 0 | 0.0 | 0.0 | 0 | 0 | 0 | 0 | 0 | 0 | 0 | 0 | 0 | 0 | 0 | 0 | 0 | 1 | 1 | 0 | 0 | 0 | 0 | 0 | 0 | 0 | | |
| NFL TOTALS | | 21 | 2 | 15 | 9 | 6 | 3 | 8 | 0.0 | 0.0 | 1 | 0 | 0 | 0 | 0 | 0 | 0 | 0 | 0 | 0 | 0 | 0 | 0 | 6 | 5 | 1 | 0 | 0 | 0 | 0 | 0 | 0 | | |

SINGLE-GAME HIGHS: DEFENSIVE

Total Tackles 7 at Houston Texans, Oct 11, 2020
5 at Cincinnati Bengals, Oct 04, 2020
Tackles For Loss 1 at Los Angeles Chargers, Oct 25, 2020
1 at Houston Texans, Oct 11, 2020
...1 more at 1.

Special Teams Tackles 1 at Houston Texans, Sep 12, 2021
1 at Indianapolis Colts, Jan 03, 2021
...4 more at 1.

2021 GAME-BY-GAME REGULAR-SEASON STATISTICS (JAGUARS)

| DATE | OPPONENT | P/S | TACKLES | | | | | | | INTERCEPTIONS | | | | | O. FUMB | | | | ST | | | | MISC | | | | | | | | | | |
|-------------|-----------|-----|---------|---|---|-----|-----|-----|-----|---------------|----|-----|----|----|---------|----|----|----|-----|----|---|---|------|----|---|---|-----|-------|---|---|---|-----|-------|
| | | | TK | S | A | SK | YDS | TFL | YDS | QBH | NO | YDS | LG | TD | PD | FF | FR | TD | YDS | TK | S | A | FF | FR | S | A | W/L | SCORE | | | | | |
| 09/12 | at Texans | P | 1 | 0 | 1 | 0.0 | 0.0 | 0 | 0 | 0 | 0 | 0 | 0 | 0 | 0 | 0 | 0 | 0 | 0 | 0 | 0 | 0 | 0 | 0 | 0 | 0 | 0 | 0 | 0 | 0 | 0 | L | 21-37 |
| 09/19 | Broncos | P | 0 | 0 | 0 | 0.0 | 0.0 | 0 | 0 | 0 | 0 | 0 | 0 | 0 | 0 | 0 | 0 | 0 | 0 | 0 | 0 | 0 | 0 | 0 | 0 | 0 | 0 | 0 | 0 | 0 | 0 | L | 13-23 |
| 09/26 | Cardinals | P | 0 | 0 | 0 | 0.0 | 0.0 | 0 | 0 | 0 | 0 | 0 | 0 | 0 | 0 | 0 | 0 | 0 | 0 | 0 | 0 | 0 | 0 | 0 | 0 | 0 | 0 | 0 | 0 | 0 | 0 | L | 19-31 |
| 2021 TOTALS | | 3-0 | 1 | 0 | 1 | 0.0 | 0.0 | 0 | 0 | 0 | 0 | 0 | 0 | 0 | 0 | 0 | 0 | 0 | 0 | 0 | 0 | 0 | 0 | 1 | 1 | 0 | 0 | 0 | 0 | 0 | 0 | 0-3 | |



2020 GAME-BY-GAME REGULAR-SEASON STATISTICS (JAGUARS)

| DATE | OPPONENT | P/S | TACKLES | | | | | | | INTERCEPTIONS | | | | | O. FUMB | | | | ST | | | | MISC | | | SCORE | | |
|--------------------|-------------|-----|-------------|-----------|----------|----------|------------|------------|----------|---------------|----------|----------|----------|----------|----------|----------|----------|----------|----------|----------|----------|----------|----------|----------|----------|-------------|--------|-------|
| | | | TK | S | A | SK | YDS | TFL | YDS | QBH | NO | YDS | LG | TD | PD | FF | FR | TD | YDS | TK | S | A | FF | FR | S | | A | W/L |
| 09/13 | Colts | P | 0 | 0 | 0 | 0.0 | 0.0 | 0 | 0 | 0 | 0 | 0 | 0 | 0 | 0 | 0 | 0 | 0 | 0 | 0 | 0 | 0 | 0 | 0 | 0 | 0 | W | 27-20 |
| 09/20 | at Titans | P | 0 | 0 | 0 | 0.0 | 0.0 | 0 | 0 | 0 | 0 | 0 | 0 | 0 | 0 | 0 | 0 | 0 | 0 | 0 | 0 | 0 | 0 | 0 | 0 | 0 | L | 30-33 |
| 09/24 | Dolphins | P | 0 | 0 | 0 | 0.0 | 0.0 | 0 | 0 | 0 | 0 | 0 | 0 | 0 | 0 | 0 | 0 | 0 | 0 | 0 | 0 | 0 | 0 | 0 | 0 | 0 | L | 13-31 |
| 10/04 | at Bengals | P | 5 | 2 | 3 | 0.0 | 0.0 | 1 | 1 | 0 | 0 | 0 | 0 | 0 | 0 | 0 | 0 | 0 | 0 | 0 | 0 | 0 | 0 | 0 | 0 | L | 25-33 | |
| 10/11 | at Texans | S | 7 | 5 | 2 | 0.0 | 0.0 | 1 | 2 | 1 | 0 | 0 | 0 | 0 | 0 | 0 | 0 | 0 | 0 | 0 | 0 | 0 | 0 | 0 | 0 | L | 14-30 | |
| 10/18 | Lions | P | 0 | 0 | 0 | 0.0 | 0.0 | 0 | 0 | 0 | 0 | 0 | 0 | 0 | 0 | 0 | 0 | 0 | 0 | 0 | 0 | 0 | 0 | 0 | 0 | L | 16-34 | |
| 10/25 | at Chargers | S | 2 | 2 | 0 | 0.0 | 0.0 | 1 | 5 | 0 | 0 | 0 | 0 | 0 | 0 | 0 | 0 | 0 | 0 | 0 | 0 | 0 | 0 | 0 | 0 | L | 29-39 | |
| 11/08 | Texans | | | | | | | | | | | | | | | | | | | | | | | | | L | 25-27 | |
| 11/15 | at Packers | | | | | | | | | | | | | | | | | | | | | | | | | L | 20-24 | |
| 11/22 | Steelers | P | 0 | 0 | 0 | 0.0 | 0.0 | 0 | 0 | 0 | 0 | 0 | 0 | 0 | 0 | 0 | 0 | 0 | 0 | 0 | 0 | 0 | 0 | 0 | 0 | L | 3-27 | |
| 11/29 | Browns | P | 0 | 0 | 0 | 0.0 | 0.0 | 0 | 0 | 0 | 0 | 0 | 0 | 0 | 0 | 0 | 0 | 0 | 0 | 0 | 0 | 0 | 0 | 0 | 0 | L | 25-27 | |
| 12/06 | at Vikings | | | | | | | | | | | | | | | | | | | | | | | | | L | 24-27+ | |
| 12/13 | Titans | P | 0 | 0 | 0 | 0.0 | 0.0 | 0 | 0 | 0 | 0 | 0 | 0 | 0 | 0 | 0 | 0 | 0 | 0 | 0 | 0 | 0 | 0 | 0 | 0 | L | 10-31 | |
| 12/20 | at Ravens | P | 0 | 0 | 0 | 0.0 | 0.0 | 0 | 0 | 0 | 0 | 0 | 0 | 0 | 0 | 0 | 0 | 0 | 0 | 0 | 0 | 0 | 0 | 0 | 0 | L | 14-40 | |
| 12/27 | Bears | P | 0 | 0 | 0 | 0.0 | 0.0 | 0 | 0 | 0 | 0 | 0 | 0 | 0 | 0 | 0 | 0 | 0 | 0 | 0 | 0 | 0 | 0 | 0 | 0 | L | 17-41 | |
| 01/03 | at Colts | P | 0 | 0 | 0 | 0.0 | 0.0 | 0 | 0 | 0 | 0 | 0 | 0 | 0 | 0 | 0 | 0 | 0 | 0 | 0 | 0 | 0 | 0 | 0 | 0 | L | 14-28 | |
| 2020 TOTALS | | | 13-2 | 14 | 9 | 5 | 0.0 | 0.0 | 3 | 8 | 1 | 0 | 0 | 0 | 0 | 0 | 0 | 0 | 0 | 0 | 0 | 0 | 0 | 0 | 0 | 1-15 | | |

+ - Overtime





JOSH ALLEN | 41



POSITION: DEFENSIVE END/OUTSIDE LINEBACKER

HT: 6-5 | **WT:** 255 | **DOB:** 7-13-1997

COLLEGE: KENTUCKY

HOMETOWN: MONTCLAIR, N.J.

ACQ: D1-'19

EXP: 3rd YEAR



@JoshAllen41_



joshallen_41



KEY TRANSACTIONS

- Originally drafted by Jacksonville in the first round (7th overall) in the 2019 draft

PRO

2021 (Jaguars)

- Voted a team captain for the 2021 season
- 9/26 vs. ARI:** Started at outside linebacker and recorded one total tackle
- 9/19 vs. DEN:** Started at outside linebacker and recorded three total tackles (one solo), 1.0 sack and one QB hit... He is one of two players in franchise history to total 15.0 sacks through their first 26 career games and now has 9.0 sacks in 12 games at TIAA Bank Field
- 9/12 at HOU:** Started at outside linebacker and recorded five total tackles, including 1.0 sack, and two QB hits... With his sack, Allen joined DE Yannick Ngakoue and DE Tony Brackens as the only players in franchise history to tally at least 14.0 sacks in their first 25 career games

2020 (Jaguars)

- Saw action in eight games, making seven starts
- Tallied 13 tackles (seven solo), 2.5 sacks, two tackles for loss and one pass defended
- Named team captain as voted on by his teammates
- Placed on injured reserve on Nov. 24 with a knee injury
- 9/24 vs. MIA:** Started at defensive end and tallied two solo tackles, including his first sack of the season
- 11/8 vs. HOU:** Started at defensive end and made four tackles, including a half-sack

2019 (Jaguars)

- Appeared in all 16 games, making four starts, during his rookie campaign
- Became the seventh player in franchise history to compile double-digit sacks in a season
- Amassed 44 tackles (31 solo), 11 tackles for loss, 10.5 sacks and two forced fumbles
- Finished the year second on the team with 11 tackles for loss... His 10.5 sacks recorded in 2019 led all NFL rookies and were the most by a rookie in franchise history
- One of five NFL players over the last 10 seasons to post at least 10.0 sacks and multiple forced fumbles in their rookie seasons
- Became the first rookie in Jaguars history to make the Pro Bowl
- 10/13 vs. N.O.:** Notched two tackles and 1.0 sack, becoming the third player in franchise history to post at least 4.0 sacks through six career games, joining DE Yannick Ngakoue and former DT John Henderson
- 10/27 vs. NYJ:** Saw action at DE, amassing 2.0 sacks, one tackle for loss and a forced fumble... Became the first Jaguars rookie since DE Yannick Ngakoue in 2016 to post at least 1.0 sack in four straight games
- 12/15 at OAK:** Saw action at DE and tallied three tackles (two solo), including 1.0 sack, his 10th of the season

COLLEGE

- Did not miss a game during his four-year career with the Wildcats, playing in all 51 games with 35 starts
- Career totals include 220 tackles, 31.5 sacks, 11 forced fumbles, eight passes defended and two fumble recoveries
- Named SEC Defensive Player of the Year, earned consensus First Team All American honors and was honored with the Bronco Nagurski Award, presented to the nation's top defensive player, as a senior in 2018
- Allen's 17.0 sacks in 2018 were the most by an SEC player in a single season since the NCAA started official sack records in 2000, finishing the season ranked second nationally in sacks (17.0), fourth in forced fumbles (five) and sixth in tackles for loss (21.5)

PERSONAL

- He and his wife, Kaitlyn, have two sons, Wesley and Julian
- Son of Kim Allen and Robert Allen
- Josh's sister, Myisha Hines-Allen, played collegiate basketball at Louisville and is currently a forward for the Washington Mystics, the 2019 WNBA champions
- Uncle, Gregory Hines, played college basketball at Hampton and went on to a 12-year pro career
- Majored in communications

JOSH ALLEN'S NFL REGULAR SEASON DEFENSIVE STATISTICS

| DATE | TEAM | GP | GS | TACKLES | | | | | | | INTERCEPTIONS | | | | | O. FUMB | | | ST | | | | MISC | | | | | |
|-------------------|---------|-----------|-----------|-----------|-----------|-----------|-----------|------------|-------------|-------------|---------------|----------|----------|----------|----------|----------|----------|----------|----------|----------|----------|----------|----------|----------|----------|----------|----------|----------|
| | | | | TK | S | A | TFL | YDS | SK | YDS | QBH | NO | YDS | LG | TD | PD | FF | FR | TD | YDS | TK | S | A | FF | FR | S | A | |
| 2019 | Jaguars | 16 | 4 | 44 | 31 | 13 | 11 | 77 | 10.5 | 74.0 | 23 | 0 | 0 | 0 | 0 | 0 | 2 | 0 | 0 | 0 | 0 | 0 | 0 | 0 | 0 | 0 | 0 | 0 |
| 2020 | Jaguars | 8 | 7 | 13 | 7 | 6 | 2 | 9 | 2.5 | 7.0 | 11 | 0 | 0 | 0 | 0 | 1 | 0 | 0 | 0 | 0 | 0 | 0 | 0 | 0 | 0 | 0 | 0 | 0 |
| 2021 | Jaguars | 3 | 3 | 9 | 4 | 5 | 2 | 18 | 2.0 | 18.0 | 3 | 0 | 0 | 0 | 0 | 0 | 0 | 0 | 0 | 0 | 0 | 0 | 0 | 0 | 0 | 0 | 0 | 0 |
| NFL TOTALS | | 27 | 14 | 66 | 42 | 24 | 15 | 104 | 15.0 | 99.0 | 37 | 0 | 0 | 0 | 0 | 1 | 2 | 0 | 0 | 0 | 0 | 0 | 0 | 0 | 0 | 0 | 0 | 0 |



SINGLE-GAME HIGHS: DEFENSIVE

Total Tackles 6 vs. Tampa Bay Buccaneers, Dec 01, 2019
 5 at Houston Texans, Sep 12, 2021
 ...1 more at 5.
Sacks 2.0 vs. New York Jets, Oct 27, 2019
 2.0 vs. Tennessee Titans, Sep 19, 2019
Passes Defensed 1 at Los Angeles Chargers, Oct 25, 2020

Forced Fumbles 1 vs. New York Jets, Oct 27, 2019
 1 vs. Tennessee Titans, Sep 19, 2019
Tackles For Loss 2 vs. Miami Dolphins, Sep 24, 2020
 2 at Cincinnati Bengals, Oct 20, 2019
 ...1 more at 2.

2021 GAME-BY-GAME REGULAR-SEASON STATISTICS (JAGUARS)


| DATE | OPPONENT | P/S | TACKLES | | | | | | | INTERCEPTIONS | | | | | O. FUMB | | | | ST | | | | MISC | | | SCORE | | |
|--------------------|-----------|------------|----------|----------|----------|------------|-------------|----------|-----------|---------------|----------|----------|----------|----------|----------|----------|----------|----------|----------|----------|----------|----------|----------|----------|----------|------------|-------|-------|
| | | | TK | S | A | SK | YDS | TFL | YDS | QBH | NO | YDS | LG | TD | PD | FF | FR | TD | YDS | TK | S | A | FF | FR | S | | A | W/L |
| 09/12 | at Texans | S | 5 | 3 | 2 | 1.0 | 2.0 | 1 | 2 | 2 | 0 | 0 | 0 | 0 | 0 | 0 | 0 | 0 | 0 | 0 | 0 | 0 | 0 | 0 | 0 | 0 | L | 21-37 |
| 09/19 | Broncos | S | 3 | 1 | 2 | 1.0 | 16.0 | 1 | 16 | 1 | 0 | 0 | 0 | 0 | 0 | 0 | 0 | 0 | 0 | 0 | 0 | 0 | 0 | 0 | 0 | L | 13-23 | |
| 09/26 | Cardinals | S | 1 | 0 | 1 | 0.0 | 0.0 | 0 | 0 | 0 | 0 | 0 | 0 | 0 | 0 | 0 | 0 | 0 | 0 | 0 | 0 | 0 | 0 | 0 | 0 | L | 19-31 | |
| 2021 TOTALS | | 3-3 | 9 | 4 | 5 | 2.0 | 18.0 | 2 | 18 | 3 | 0 | 0 | 0 | 0 | 0 | 0 | 0 | 0 | 0 | 0 | 0 | 0 | 0 | 0 | 0 | 0-3 | | |

2020 GAME-BY-GAME REGULAR-SEASON STATISTICS (JAGUARS)

| DATE | OPPONENT | P/S | TACKLES | | | | | | | INTERCEPTIONS | | | | | O. FUMB | | | | ST | | | | MISC | | | SCORE | | |
|--------------------|-------------|------------|-----------|----------|----------|------------|------------|----------|----------|---------------|-----------------|----------|----------|----------|----------|----------|----------|----------|----------|----------|----------|----------|----------|----------|----------|-------------|--------|-------|
| | | | TK | S | A | SK | YDS | TFL | YDS | QBH | NO | YDS | LG | TD | PD | FF | FR | TD | YDS | TK | S | A | FF | FR | S | | A | W/L |
| 09/13 | Colts | S | 2 | 0 | 2 | 0.0 | 0.0 | 0 | 0 | 1 | 0 | 0 | 0 | 0 | 0 | 0 | 0 | 0 | 0 | 0 | 0 | 0 | 0 | 0 | 0 | W | 27-20 | |
| 09/20 | at Titans | S | 1 | 0 | 1 | 0.0 | 0.0 | 0 | 0 | 2 | 0 | 0 | 0 | 0 | 0 | 0 | 0 | 0 | 0 | 0 | 0 | 0 | 0 | 0 | 0 | L | 30-33 | |
| 09/24 | Dolphins | S | 2 | 2 | 0 | 1.0 | 4.0 | 2 | 9 | 3 | 0 | 0 | 0 | 0 | 0 | 0 | 0 | 0 | 0 | 0 | 0 | 0 | 0 | 0 | 0 | L | 13-31 | |
| 10/04 | at Bengals | S | 2 | 2 | 0 | 1.0 | 0.0 | 0 | 0 | 1 | 0 | 0 | 0 | 0 | 0 | 0 | 0 | 0 | 0 | 0 | 0 | 0 | 0 | 0 | 0 | L | 25-33 | |
| 10/11 | at Texans | | | | | | | | | | INACTIVE | | | | | | | | | | | | | | | L | 14-30 | |
| 10/18 | Lions | | | | | | | | | | INACTIVE | | | | | | | | | | | | | | | | L | 16-34 |
| 10/25 | at Chargers | P | 0 | 0 | 0 | 0.0 | 0.0 | 0 | 0 | 1 | 0 | 0 | 0 | 0 | 1 | 0 | 0 | 0 | 0 | 0 | 0 | 0 | 0 | 0 | 0 | L | 29-39 | |
| 11/08 | Texans | S | 4 | 1 | 3 | 0.5 | 3.0 | 0 | 0 | 2 | 0 | 0 | 0 | 0 | 0 | 0 | 0 | 0 | 0 | 0 | 0 | 0 | 0 | 0 | 0 | L | 25-27 | |
| 11/15 | at Packers | S | 2 | 2 | 0 | 0.0 | 0.0 | 0 | 0 | 1 | 0 | 0 | 0 | 0 | 0 | 0 | 0 | 0 | 0 | 0 | 0 | 0 | 0 | 0 | 0 | L | 20-24 | |
| 11/22 | Steelers | S | 0 | 0 | 0 | 0.0 | 0.0 | 0 | 0 | 0 | 0 | 0 | 0 | 0 | 0 | 0 | 0 | 0 | 0 | 0 | 0 | 0 | 0 | 0 | 0 | L | 3-27 | |
| 11/29 | Browns | | | | | | | | | | INJURED RESERVE | | | | | | | | | | | | | | | L | 25-27 | |
| 12/06 | at Vikings | | | | | | | | | | INJURED RESERVE | | | | | | | | | | | | | | | L | 24-27+ | |
| 12/13 | Titans | | | | | | | | | | INJURED RESERVE | | | | | | | | | | | | | | L | 10-31 | | |
| 12/20 | at Ravens | | | | | | | | | | INJURED RESERVE | | | | | | | | | | | | | | L | 14-40 | | |
| 12/27 | Bears | | | | | | | | | | INJURED RESERVE | | | | | | | | | | | | | | L | 17-41 | | |
| 01/03 | at Colts | | | | | | | | | | INJURED RESERVE | | | | | | | | | | | | | | | L | 14-28 | |
| 2020 TOTALS | | 8-7 | 13 | 7 | 6 | 2.5 | 7.0 | 2 | 9 | 11 | 0 | 0 | 0 | 0 | 1 | 0 | 0 | 0 | 0 | 0 | 0 | 0 | 0 | 0 | 0 | 1-15 | | |

+ - Overtime





DAN ARNOLD | 85



POSITION: TIGHT END
HT: 6-6 | **WT:** 240 | **DOB:** 3-15-1995
COLLEGE: WISCONSIN-PLATTEVILLE
HOMETOWN: JANESVILLE, WISC.
ACQ: T (CAR)-'21
EXP: 5th YEAR

KEY TRANSACTIONS

- Signed as an undrafted free agent by New Orleans on 6/5/17
- Signed to the Saints practice squad on 9/1/19
- Claimed off waivers by Arizona on 12/5/19
- Signed as a free agent with Carolina on 3/22/21
- Traded to Jacksonville on 9/27/21

PRO

2021 (Panthers & Jaguars)

- In three games with Carolina, registered seven receptions for 84 yards

2020 (Cardinals)

- Played in 16 games with five starts, recording career highs in receptions (31), yards (438) and touchdowns (438)
- **12/6 vs. LAR:** Recorded two receptions for 61 yards and two touchdowns, including a career-long 59-yard TD
- **12/13 at NYG:** Caught a touchdown in back-to-back games as he finished with two receptions for 27 yards and one touchdown

2019 (Saints & Cardinals)

- Spent first half of 2019 season on New Orleans practice squad... Promoted and played in two games for the Saints before being waived... Signed by Arizona and saw action in three games, making six catches for 102 yards and two touchdowns

2018 (Saints)

- Played in 10 games for New Orleans in 2018... Had 12 receptions for 150 yards and one touchdown

2017 (Saints)

- Spent 2017 season on injured reserve with the Saints

COLLEGE

- Played at Division III University of Wisconsin-Platteville for four seasons (2013-16)
- Had 2,097 receiving yards in final two seasons
- Won the conference championship in indoor 60-meter hurdles

PERSONAL

- Went to Shanley High School in Fargo, N.D.

REGULAR SEASON COMPARISON: RECEIVING - ARIZONA CARDINALS

| DATE | OPP | W/L | GP/GS | REC | YDS. | AVG. | TD | LG | TGTS | YAC |
|---------------|------------|------------|------------|----------|-----------|-------------|----------|-----------|----------|----------|
| 10/27/19 | NO vs. ARZ | W | P | 2 | 25 | 12.5 | 0 | 19 | 3 | 2 |
| TOTALS | | 1/0 | 1/0 | 2 | 25 | 12.5 | 0 | 19 | 3 | 2 |

DAN ARNOLD'S NFL REGULAR SEASON RUSHING/RECEIVING STATISTICS

| DATE | TEAM | GP | GS | RECEIVING | | | | | RUSHING | | | | |
|-----------------------------------|--------------|-----------|----------|-----------|------------|-------------|------------|----------|----------|----------|------------|----------|----------|
| | | | | NO. | YDS. | AVG. | LG | TD | NO. | YDS. | AVG. | LG | TD |
| 2018 | Saints | 10 | 1 | 12 | 150 | 12.5 | 25t | 1 | 0 | 0 | 0.0 | 0 | 0 |
| 2019 | Saints | 2 | 0 | 2 | 25 | 12.5 | 19 | 0 | 0 | 0 | 0.0 | 0 | 0 |
| Went from New Orleans to Arizona. | | | | | | | | | | | | | |
| 2019 | Cardinals | 3 | 1 | 6 | 102 | 17.0 | 37 | 2 | 0 | 0 | 0.0 | 0 | 0 |
| 2019 | TOTAL | 5 | 1 | 8 | 127 | 15.9 | 37 | 2 | 0 | 0 | 0.0 | 0 | 0 |
| 2020 | Cardinals | 16 | 5 | 31 | 438 | 14.1 | 59t | 4 | 0 | 0 | 0.0 | 0 | 0 |
| 2021 | Panthers | 3 | 2 | 7 | 84 | 12.0 | 19 | 0 | 0 | 0 | 0.0 | 0 | 0 |
| NFL TOTALS | | 34 | 9 | 58 | 799 | 13.8 | 59T | 7 | 0 | 0 | 0.0 | 0 | 0 |

DAN ARNOLD'S NFL POSTSEASON RUSHING/RECEIVING STATISTICS

| DATE | TEAM | GP | GS | RECEIVING | | | | | RUSHING | | | | |
|-------------------|--------|----------|----------|-----------|----------|------------|----------|----------|----------|----------|------------|----------|----------|
| | | | | NO. | YDS. | AVG. | LG | TD | NO. | YDS. | AVG. | LG | TD |
| 2018 | Saints | 1 | 0 | 0 | 0 | 0.0 | 0 | 0 | 0 | 0 | 0.0 | 0 | 0 |
| NFL TOTALS | | 1 | 0 | 0 | 0 | 0.0 | 0 | 0 | 0 | 0 | 0.0 | 0 | 0 |



DAN ARNOLD'S NFL REGULAR SEASON RETURN STATISTICS

| DATE | TEAM | KICKOFF RETURNS | | | | | PUNT RETURNS | | | | | |
|-----------------------------------|-----------|-----------------|----------|------------|----------|----------|--------------|----------|----------|------------|----------|----------|
| | | RET. | YDS. | AVG. | LG | TD | NO. | FC | YDS. | AVG. | LG | TD |
| 2018 | Saints | 0 | 0 | 0.0 | 0 | 0 | 0 | 0 | 0 | 0.0 | 0 | 0 |
| 2019 | Saints | 0 | 0 | 0.0 | 0 | 0 | 0 | 0 | 0 | 0.0 | 0 | 0 |
| Went from New Orleans to Arizona. | | | | | | | | | | | | |
| 2019 | Cardinals | 0 | 0 | 0.0 | 0 | 0 | 0 | 0 | 0 | 0.0 | 0 | 0 |
| 2019 | TOTAL | 0 | 0 | 0.0 | 0 | 0 | 0 | 0 | 0 | 0.0 | 0 | 0 |
| 2020 | Cardinals | 0 | 0 | 0.0 | 0 | 0 | 0 | 0 | 0 | 0.0 | 0 | 0 |
| 2021 | Panthers | 0 | 0 | 0.0 | 0 | 0 | 0 | 0 | 0 | 0.0 | 0 | 0 |
| NFL TOTALS | | 0 | 0 | 0.0 | 0 | 0 | 0 | 0 | 0 | 0.0 | 0 | 0 |

DAN ARNOLD'S NFL POSTSEASON RETURN STATISTICS

| DATE | TEAM | KICKOFF RETURNS | | | | | PUNT RETURNS | | | | | |
|-------------------|--------|-----------------|----------|------------|----------|----------|--------------|----------|----------|------------|----------|----------|
| | | RET. | YDS. | AVG. | LG | TD | NO. | FC | YDS. | AVG. | LG | TD |
| 2018 | Saints | 0 | 0 | 0.0 | 0 | 0 | 0 | 0 | 0 | 0.0 | 0 | 0 |
| NFL TOTALS | | 0 | 0 | 0.0 | 0 | 0 | 0 | 0 | 0 | 0.0 | 0 | 0 |

SINGLE-GAME HIGHS: RECEIVING

| | | | |
|---------------------------|---|--------------------------|---|
| Receptions | 4 vs. Buffalo Bills, Nov 15, 2020 4 at Carolina Panthers, Oct 04, 2020 ...2 more at 4. | All-Purpose Yards | 76 at Los Angeles Rams, Dec 29, 2019 61 vs. Los Angeles Rams, Dec 06, 2020 |
| Receiving Yards | 76 at Los Angeles Rams, Dec 29, 2019 61 vs. Los Angeles Rams, Dec 06, 2020 | Most TDs | 2 vs. Los Angeles Rams, Dec 06, 2020 1 at New York Giants, Dec 13, 2020 ...4 more at 1. |
| Longest Receptions | 59t vs. Los Angeles Rams, Dec 06, 2020 41 vs. Seattle Seahawks, Oct 25, 2020 | Receiving Average | 19.0 at Los Angeles Rams, Dec 29, 2019 18.3 vs. New Orleans Saints, Sep 19, 2021 |
| Receiving TDs | 2 vs. Los Angeles Rams, Dec 06, 2020 1 at New York Giants, Dec 13, 2020 ...4 more at 1. | | |

2021 GAME-BY-GAME REGULAR-SEASON STATISTICS (PANTHERS)

| DATE | OPPONENT | P/S | RECEIVING | | | | | RUSHING | | | | | W/L | SCORE |
|--------------------|-----------|------------|-----------|-----------|-------------|-----------|----------|----------|----------|------------|----------|----------|------------|-------|
| | | | NO. | YDS. | AVG. | LG | TD | NO. | YDS. | AVG. | LG | TD | | |
| 09/12 | Jets | S | 2 | 6 | 3.0 | 5 | 0 | 0 | 0 | 0.0 | 0 | 0 | W | 19-14 |
| 09/19 | Saints | S | 3 | 55 | 18.3 | 19 | 0 | 0 | 0 | 0.0 | 0 | 0 | W | 26-7 |
| 09/23 | at Texans | P | 2 | 23 | 11.5 | 12 | 0 | 0 | 0 | 0.0 | 0 | 0 | W | 24-9 |
| 2021 TOTALS | | 3-2 | 7 | 84 | 12.0 | 19 | 0 | 0 | 0 | 0.0 | 0 | 0 | 3-0 | |

2020 GAME-BY-GAME REGULAR-SEASON STATISTICS (CARDINALS)

| DATE | OPPONENT | P/S | RECEIVING | | | | | RUSHING | | | | | W/L | SCORE |
|--------------------|-------------|-------------|-----------|------------|-------------|------------|----------|----------|----------|------------|----------|----------|------------|--------|
| | | | NO. | YDS. | AVG. | LG | TD | NO. | YDS. | AVG. | LG | TD | | |
| 09/13 | at 49ers | S | 2 | 21 | 10.5 | 13 | 0 | 0 | 0 | 0.0 | 0 | 0 | W | 24-20 |
| 09/20 | Washington | S | 2 | 26 | 13.0 | 20 | 0 | 0 | 0 | 0.0 | 0 | 0 | W | 30-15 |
| 09/27 | Lions | S | 1 | 11 | 11.0 | 11 | 0 | 0 | 0 | 0.0 | 0 | 0 | L | 23-26 |
| 10/04 | at Panthers | P | 4 | 39 | 9.8 | 25 | 0 | 0 | 0 | 0.0 | 0 | 0 | L | 21-31 |
| 10/11 | at Jets | P | 0 | 0 | 0.0 | 0 | 0 | 0 | 0 | 0.0 | 0 | 0 | W | 30-10 |
| 10/19 | at Cowboys | S | 0 | 0 | 0.0 | 0 | 0 | 0 | 0 | 0.0 | 0 | 0 | W | 38-10 |
| 10/25 | Seahawks | P | 2 | 57 | 28.5 | 41 | 0 | 0 | 0 | 0.0 | 0 | 0 | W | 37-34+ |
| 11/08 | Dolphins | P | 1 | 16 | 16.0 | 16 | 0 | 0 | 0 | 0.0 | 0 | 0 | L | 31-34 |
| 11/15 | Bills | P | 4 | 34 | 8.5 | 11 | 0 | 0 | 0 | 0.0 | 0 | 0 | W | 32-30 |
| 11/19 | at Seahawks | P | 1 | 4 | 4.0 | 4t | 1 | 0 | 0 | 0.0 | 0 | 0 | L | 21-28 |
| 11/29 | at Patriots | P | 1 | 17 | 17.0 | 17 | 0 | 0 | 0 | 0.0 | 0 | 0 | L | 17-20 |
| 12/06 | Rams | P | 2 | 61 | 30.5 | 59t | 2 | 0 | 0 | 0.0 | 0 | 0 | L | 28-38 |
| 12/13 | at Giants | P | 2 | 27 | 13.5 | 20 | 1 | 0 | 0 | 0.0 | 0 | 0 | W | 26-7 |
| 12/20 | Eagles | P | 3 | 54 | 18.0 | 23 | 0 | 0 | 0 | 0.0 | 0 | 0 | W | 33-26 |
| 12/26 | 49ers | S | 3 | 25 | 8.3 | 11 | 0 | 0 | 0 | 0.0 | 0 | 0 | L | 12-20 |
| 01/03 | at Rams | P | 3 | 46 | 15.3 | 25 | 0 | 0 | 0 | 0.0 | 0 | 0 | L | 7-18 |
| 2020 TOTALS | | 16-5 | 31 | 438 | 14.1 | 59T | 4 | 0 | 0 | 0.0 | 0 | 0 | 8-8 | |

+ - Overtime





BEN BARTCH | 78



POSITION: OFFENSIVE LINEMAN

HT: 6-6 | **WT:** 315 | **DOB:** 7-22-1998

COLLEGE: ST. JOHN'S (MINN.)

HOMETOWN: DAYTON, ORE.

ACQ: D4-'20

EXP: 2nd YEAR

KEY TRANSACTIONS

- Originally drafted by Jacksonville in the fourth round (116th overall) of the 2020 draft

PRO

2021 (Jaguars)

- 9/26 vs. ARI:** Saw action at left guard after replacing Andrew Norwell who briefly exited the game in the second quarter with an ankle injury... Helped the offense rush for 159 yards on 29 attempts
- 9/19 vs. DEN:** Played 20 snaps at right guard after replacing A.J. Cann... Also saw action on special teams
- 9/12 at HOU:** Saw action on special teams

2020 (Jaguars)

- Saw action in 13 games as a rookie on the offensive line, making one start... Part of an offensive line that helped rookie RB James Robinson tally the most scrimmage yards (1,414), and the second-most rushing yards (1,070), by an undrafted rookie in NFL history
- 10/18 vs. DET:** Saw action at right guard after OL A.J. Cann exited the game with a shoulder injury and on special teams
- 12/13 vs. TEN:** Made his first career start at left guard

COLLEGE

- Began his collegiate career as a tight end prior to moving to left tackle
- Started 14 games at left tackle as a senior and earned First-Team All-Minnesota Intercollegiate Athletic Conference honors and was named a Division III All-American
- Became the first player from St. John's (Minn.) drafted since 1974 and the first player to be drafted from the Minnesota Intercollegiate Athletic Conference since 2003
- Also competed on St. John's track and field team in shot put and the discus
- Named to the 2019 Allstate American Football Coaches Association (AFCA) Good Works Team, an award established to recognize a select group of college football players who have made a commitment to service and enriching the lives of others

PERSONAL

- In an effort to gain weight after moving to the offensive line, consumed a protein shake daily of seven scrambled eggs, a tub of cottage cheese, quick grits, peanut butter, bananas and gatorade while in college
- Studied in South Africa during the spring of 2019, where he served as a computer lab tutor for children ages kindergarten-seventh grade at Seyisi Primary School (New Brighton, South Africa)
- Volunteered with Catholic Charities' Meals on Wheels in fall of 2018 in nearby St. Joseph, Minn. and served as an after-school tutor for a sixth-grade student at All Saints Academy
- Volunteered at Newman, the Roman Catholic parish at the University of Wisconsin-Eau Claire's Ecumenical Religious Center, in 2017 and 2018 when visiting his grandmother during breaks in the academic year
- Majored in psychology and has an interest in sports psychology and mental skills training

BEN BARTCH'S NFL REGULAR SEASON STATISTICS

| DATE | TEAM | GP | GS |
|-------------------|---------|-----------|----------|
| 2020 | Jaguars | 13 | 1 |
| 2021 | Jaguars | 3 | 0 |
| NFL TOTALS | | 16 | 1 |

2021 GAME-BY-GAME REGULAR-SEASON STATISTICS (JAGUARS)

| DATE | OPPONENT | P/S | W/L | SCORE |
|--------------------|-----------|------------|------------|-------|
| 09/12 | at Texans | P | L | 21-37 |
| 09/19 | Broncos | P | L | 13-23 |
| 09/26 | Cardinals | P | L | 19-31 |
| 2021 TOTALS | | 3-0 | 0-3 | |




2020 GAME-BY-GAME REGULAR-SEASON STATISTICS (JAGUARS)

| DATE | OPPONENT | P/S | | W/L | SCORE |
|--------------------|-------------|-------------|------------------|-------------|--------|
| 09/13 | Colts | P | | W | 27-20 |
| 09/20 | at Titans | P | | L | 30-33 |
| 09/24 | Dolphins | P | | L | 13-31 |
| 10/04 | at Bengals | P | | L | 25-33 |
| 10/11 | at Texans | P | | L | 14-30 |
| 10/18 | Lions | P | | L | 16-34 |
| 10/25 | at Chargers | P | | L | 29-39 |
| 11/08 | Texans | P | | L | 25-27 |
| 11/15 | at Packers | P | | L | 20-24 |
| 11/22 | Steelers | P | | L | 3-27 |
| 11/29 | Browns | P | | L | 25-27 |
| 12/06 | at Vikings | P | | L | 24-27+ |
| 12/13 | Titans | S | | L | 10-31 |
| 12/20 | at Ravens | | RESERVE/COVID-19 | L | 14-40 |
| 12/27 | Bears | | RESERVE/COVID-19 | L | 17-41 |
| 01/03 | at Colts | | RESERVE/COVID-19 | L | 14-28 |
| 2020 TOTALS | | 13-1 | | 1-15 | |

+ - Overtime





C.J. BEATHARD | 3



POSITION: QUARTERBACK
HT: 6-2 | **WT:** 215 | **DOB:** 11-16-1993
COLLEGE: IOWA
HOMETOWN: FRANKLIN, TENN.
ACQ: UFA (S.F.)-'21
EXP: 5th YEAR



@ceejaybeat_hard

KEY TRANSACTIONS

- Originally drafted by San Francisco in the third round (107th overall) in the 2017 Draft
- Signed by Jacksonville as an unrestricted free agent on 3/24/21

PRO

2021 (Jaguars)

- 9/26 vs. ARI: Did not play
- 9/19 vs. DEN: Did not play
- 9/12 at HOU: Did not play

2020 (49ers)

- Appeared in six games (two starts) and completed 66 of 104 attempts for 787 yards and six TDs.

2019 (49ers)

- Did not play

2018 (49ers)

- Played in six games (five starts) and completed 102 of 169 attempts for 1,252 yards and eight TDs
- 9/30 at LAC: Completed 23 of 37 attempts for 298 yards and tied his career high with two TDs

2017 (49ers)

- Played in seven games (five starts) and completed 123 of 224 attempts for 1,430 yards and four TDs. Set the single-season franchise record for attempts (224), completions (123) and passing yards (1,430) by a rookie quarterback
- Added 26 carries for 136 yards and three TDs rushing
- His three rushing TDs set the single-season franchise record for rushing TDs by a rookie quarterback

COLLEGE

- In four seasons with Iowa, played in 41 games (28 starts) and completed 454 of 782 attempts for 5,562 yards, 40 TDs and 19 INTs
- Finished his collegiate career ranked sixth in school history in career TD passes (40), seventh in completions (454) and attempts (782) and eighth in passing yards (5,562)
- In 2016, was named a captain and earned Academic All-Big Ten and honorable mention All-Big Ten honors
- As a junior, was named the team's Most Valuable Player (offense) and was named a captain
- Also earned Second-Team All-Big Ten honors, the "Extra Heartbeat" Award (offense) and Players' Choice Award (offense)

PERSONAL

- Attended Battle Ground Academy (Franklin, Tenn.) and led the state of Tennessee in passing yards, completions and TDs as a junior and senior
- Earned first-team all-state honors and was runner-up for "Mr. Football Award" in Tennessee as a senior
- Named first-team all-region and region MVP as a junior and senior
- Four-year letterman in both football and baseball
- Born Casey Jarrett Beathard
- Majored in leisure studies (recreation and sport business) at Iowa

C.J. BEATHARD'S NFL REGULAR SEASON PASSING STATISTICS

| DATE | TEAM | GP | GS | ATT. | CMP. | PCT. | YDS | AVG. | TD | INT. | LG | SK | LST | RATE |
|---------------|---------|-----------|-----------|------------|------------|-------------|--------------|------------|-----------|-----------|------------|-----------|------------|-------------|
| 2017 | 49ers | 7 | 5 | 224 | 123 | 54.9 | 1,430 | 6.4 | 4 | 6 | 83t | 19 | 141 | 69.2 |
| 2018 | 49ers | 6 | 5 | 169 | 102 | 60.4 | 1,252 | 7.4 | 8 | 7 | 82t | 18 | 156 | 81.8 |
| 2019 | 49ers | 0 | 0 | 0 | 0 | 0.0 | 0 | 0.0 | 0 | 0 | 0 | 0 | 0 | 0.0 |
| 2020 | 49ers | 6 | 2 | 104 | 66 | 63.5 | 787 | 7.6 | 6 | 0 | 49t | 9 | 71 | 105.7 |
| 2021 | Jaguars | 0 | 0 | 0 | 0 | 0.0 | 0 | 0.0 | 0 | 0 | 0 | 0 | 0 | 0.0 |
| TOTALS | | 19 | 12 | 497 | 291 | 58.6 | 3,469 | 7.0 | 18 | 13 | 83T | 46 | 368 | 81.1 |

C.J. BEATHARD'S NFL POSTSEASON PASSING STATISTICS

| DATE | TEAM | GP | GS | ATT. | CMP. | PCT. | YDS | AVG. | TD | INT. | LG | SK | LST | RATE |
|---------------|-------|----------|----------|----------|----------|------------|----------|------------|----------|----------|----------|----------|----------|------------|
| 2019 | 49ers | 0 | 0 | 0 | 0 | 0.0 | 0 | 0.0 | 0 | 0 | 0 | 0 | 0 | 0.0 |
| TOTALS | | 0 | 0 | 0 | 0 | 0.0 | 0 | 0.0 | 0 | 0 | 0 | 0 | 0 | 0.0 |



C.J. BEATHARD'S NFL REGULAR SEASON RUSHING STATISTICS

| DATE | TEAM | NO. | YDS. | AVG. | LG | TD |
|---------------|---------|-----------|------------|------------|-----------|----------|
| 2017 | 49ers | 26 | 136 | 5.2 | 16 | 3 |
| 2018 | 49ers | 19 | 69 | 3.6 | 13 | 1 |
| 2019 | 49ers | 0 | 0 | 0.0 | 0 | 0 |
| 2020 | 49ers | 6 | 28 | 4.7 | 17 | 0 |
| 2021 | Jaguars | 0 | 0 | 0.0 | 0 | 0 |
| TOTALS | | 51 | 233 | 4.6 | 17 | 4 |

C.J. BEATHARD'S NFL POSTSEASON RUSHING STATISTICS

| DATE | TEAM | NO. | YDS. | AVG. | LG | TD |
|---------------|-------|----------|----------|------------|----------|----------|
| 2019 | 49ers | 0 | 0 | 0.0 | 0 | 0 |
| TOTALS | | 0 | 0 | 0.0 | 0 | 0 |

C.J. BEATHARD'S NFL REGULAR SEASON PASSING/RUSHING STATISTICS

| DATE | TEAM | GP | GS | PASSING | | | | | | | | | | | RUSHING | | | | |
|---------------|---------|-----------|-----------|------------|------------|-------------|--------------|------------|-----------|-----------|------------|-----------|------------|-------------|-----------|------------|------------|-----------|----------|
| | | | | ATT. | CMP. | PCT. | YDS | AVG. | TD | INT. | LG | SK | LST | RATE | NO. | YDS. | AVG. | LG | TD |
| 2017 | 49ers | 7 | 5 | 224 | 123 | 54.9 | 1,430 | 6.4 | 4 | 6 | 83t | 19 | 141 | 69.2 | 26 | 136 | 5.2 | 16 | 3 |
| 2018 | 49ers | 6 | 5 | 169 | 102 | 60.4 | 1,252 | 7.4 | 8 | 7 | 82t | 18 | 156 | 81.8 | 19 | 69 | 3.6 | 13 | 1 |
| 2019 | 49ers | 0 | 0 | 0 | 0 | 0.0 | 0 | 0.0 | 0 | 0 | 0 | 0 | 0 | 0.0 | 0 | 0 | 0.0 | 0 | 0 |
| 2020 | 49ers | 6 | 2 | 104 | 66 | 63.5 | 787 | 7.6 | 6 | 0 | 49t | 9 | 71 | 105.7 | 6 | 28 | 4.7 | 17 | 0 |
| 2021 | Jaguars | 0 | 0 | 0 | 0 | 0.0 | 0 | 0.0 | 0 | 0 | 0 | 0 | 0 | 0.0 | 0 | 0 | 0.0 | 0 | 0 |
| TOTALS | | 19 | 12 | 497 | 291 | 58.6 | 3,469 | 7.0 | 18 | 13 | 83T | 46 | 368 | 81.1 | 51 | 233 | 4.6 | 17 | 4 |

C.J. BEATHARD'S NFL POSTSEASON PASSING/RUSHING STATISTICS

| DATE | TEAM | GP | GS | PASSING | | | | | | | | | | | RUSHING | | | | |
|---------------|-------|----------|----------|----------|----------|------------|----------|------------|----------|----------|----------|----------|----------|------------|----------|----------|------------|----------|----------|
| | | | | ATT. | CMP. | PCT. | YDS | AVG. | TD | INT. | LG | SK | LST | RATE | NO. | YDS. | AVG. | LG | TD |
| 2019 | 49ers | 0 | 0 | 0 | 0 | 0.0 | 0 | 0.0 | 0 | 0 | 0 | 0 | 0 | 0.0 | 0 | 0 | 0.0 | 0 | 0 |
| TOTALS | | 0 | 0 | 0 | 0 | 0.0 | 0 | 0.0 | 0 | 0 | 0 | 0 | 0 | 0.0 | 0 | 0 | 0.0 | 0 | 0 |

SINGLE-GAME HIGHS: QUARTERBACK

| | | | |
|------------------------------|---|----------------------|--|
| Pass Attempts | 54 vs. Arizona Cardinals, Oct 07, 2018 51 vs. Arizona Cardinals, Nov 05, 2017 | Passer Rating | 125.4 at Arizona Cardinals, Dec 26, 2020 123.4 vs. New York Giants, Nov 12, 2017 |
| Pass Completions | 34 vs. Arizona Cardinals, Oct 07, 2018 25 vs. Seattle Seahawks, Jan 03, 2021 | Rush Attempts | 7 at Los Angeles Chargers, Sep 30, 2018 6 vs. Seattle Seahawks, Nov 26, 2017 ...1 more at 6. |
| Yards Passing | 349 vs. Arizona Cardinals, Oct 07, 2018 298 at Los Angeles Chargers, Sep 30, 2018 | Rushing Yards | 40 at Philadelphia Eagles, Oct 29, 2017 30 vs. Dallas Cowboys, Oct 22, 2017 |
| TD Passes | 3 at Arizona Cardinals, Dec 26, 2020 2 at Green Bay Packers, Oct 15, 2018 ...3 more at 2. | Longest Runs | 17 at Arizona Cardinals, Dec 26, 2020 16 vs. Dallas Cowboys, Oct 22, 2017 |
| Long Passes | 83t vs. New York Giants, Nov 12, 2017 82t at Los Angeles Chargers, Sep 30, 2018 | Rushing TDs | 1 vs. Arizona Cardinals, Oct 07, 2018 1 vs. New York Giants, Nov 12, 2017 ...2 more at 1. |
| Completion Percentage | 76.0 vs. New York Giants, Nov 12, 2017 73.7 vs. Philadelphia Eagles, Oct 04, 2020 | | |

300-YARD PASSING GAMES (1): REGULAR SEASON

| DATE | TEAM | NO. | YDS. | AVG. | LG | TD |
|----------|-----------|-----|------|------|----|----|
| 10/07/18 | CARDINALS | 34 | 349 | 10.3 | 45 | 2 |

2021 GAME-BY-GAME REGULAR-SEASON STATISTICS (JAGUARS)

| DATE | OPPONENT | P/S | PASSING | | | | | | | | | | | RUSHING | | | | | SCORE | |
|--------------------|-----------|------------|----------|----------|----------|------------|------------|------------|----------|----------|----------|------------|------------|----------|----------|----------|----------|----------|------------|-------|
| | | | ATT | CMP | YDS | PCT | Y/A | Y/C | TD | INT | LG | SK/YD | RATE | ATT | YDS | LG | TD | W/L | | |
| 09/12 | at Texans | | | | | | | | | | | | | | | | | | L | 21-37 |
| 09/19 | Broncos | | | | | | | | | | | | | | | | | | L | 13-23 |
| 09/26 | Cardinals | | | | | | | | | | | | | | | | | | L | 19-31 |
| 2021 TOTALS | | 0-0 | 0 | 0 | 0 | 0.0 | 0.0 | 0.0 | 0 | 0 | 0 | 0/0 | 0.0 | 0 | 0 | 0 | 0 | 0 | 0-3 | |



2020 GAME-BY-GAME REGULAR-SEASON STATISTICS (49ERS)

| DATE | OPPONENT | P/S | PASSING | | | | | | | | | | | RUSHING | | | | W/L | SCORE | | | | | | | |
|--------------------|--------------|------------|------------|-----------|------------|-------------|------------|-------------|----------|----------|------------|-------------|--------------|----------|-----------|-----------|----------|-----|-------|---------------------------|--|--|--|-------------|-------|-------|
| | | | ATT | CMP | YDS | PCT | Y/A | Y/C | TD | INT | LG | SK/YD | RATE | ATT | YDS | LG | TD | | | | | | | | | |
| 09/13 | Cardinals | | | | | | | | | | | | | | | | | | | ON INACTIVE LIST | | | | | L | 20-24 |
| 09/20 | at Jets | | | | | | | | | | | | | | | | | | | ON INACTIVE LIST | | | | | W | 31-13 |
| 09/27 | at Giants | | | | | | | | | | | | | | | | | | | DID NOT PLAY (NON-INJURY) | | | | | W | 36-9 |
| 10/04 | Eagles | P | 19 | 14 | 138 | 73.7 | 7.3 | 9.9 | 0 | 0 | 20 | 1/9 | 93.8 | 0 | 0 | 0 | 0 | | | | | | | L | 20-25 | |
| 10/11 | Dolphins | P | 18 | 9 | 94 | 50.0 | 5.2 | 10.4 | 1 | 0 | 19t | 2/20 | 84.0 | 0 | 0 | 0 | 0 | | | | | | | L | 17-43 | |
| 10/18 | Rams | | | | | | | | | | | | | | | | | | | ON INACTIVE LIST | | | | | W | 24-16 |
| 10/25 | at Patriots | | | | | | | | | | | | | | | | | | | ON INACTIVE LIST | | | | | W | 33-6 |
| 11/01 | at Seahawks | | | | | | | | | | | | | | | | | | | ON INACTIVE LIST | | | | | L | 27-37 |
| 11/05 | Packers | | | | | | | | | | | | | | | | | | | DID NOT PLAY (NON-INJURY) | | | | | L | 17-34 |
| 11/15 | at Saints | P | 1 | 0 | 0 | 0.0 | 0.0 | 0.0 | 0 | 0 | 0 | 0/0 | 39.6 | 0 | 0 | 0 | 0 | | | | | | | L | 13-27 | |
| 11/29 | at Rams | | | | | | | | | | | | | | | | | | | DID NOT PLAY (NON-INJURY) | | | | | W | 23-20 |
| 12/07 | Bills | | | | | | | | | | | | | | | | | | | DID NOT PLAY (NON-INJURY) | | | | | L | 24-34 |
| 12/13 | Washington | | | | | | | | | | | | | | | | | | | DID NOT PLAY (NON-INJURY) | | | | | L | 15-23 |
| 12/20 | at Cowboys | P | 7 | 5 | 100 | 71.4 | 14.3 | 20.0 | 1 | 0 | 49t | 0/0 | 153.3 | 0 | 0 | 0 | 0 | | | | | | | L | 33-41 | |
| 12/26 | at Cardinals | S | 22 | 13 | 182 | 59.1 | 8.3 | 14.0 | 3 | 0 | 27 | 3/11 | 125.4 | 3 | 18 | 17 | 0 | | | | | | | W | 20-12 | |
| 01/03 | Seahawks | S | 37 | 25 | 273 | 67.6 | 7.4 | 10.9 | 1 | 0 | 45 | 3/31 | 98.1 | 3 | 10 | 7 | 0 | | | | | | | L | 23-26 | |
| 2020 TOTALS | | 6-2 | 104 | 66 | 787 | 63.5 | 7.6 | 11.9 | 6 | 0 | 49T | 9/71 | 105.7 | 6 | 28 | 17 | 0 | | | | | | | 6-10 | | |





MALCOM BROWN | 90



POSITION: DEFENSIVE TACKLE

HT: 6-2 | **WT:** 330 | **DOB:** 2-2-1994

COLLEGE: TEXAS

HOMETOWN: BRENHAM, TEXAS

ACQ: T (N.O.) -'21

EXP: 7th YEAR

KEY TRANSACTIONS

- Originally selected by the Patriots in the first round (32nd overall) of the 2015 NFL draft
- Agreed to terms with the New Orleans Saints on a three-year contract on 3/14/19
- Acquired by Jacksonville in a trade with the Saints on 3/17/21

PRO

2021 (Jaguars)

- **9/26 vs. ARI:** Started at defensive tackle and recorded two total tackles (one solo)
- **9/19 vs. DEN:** Started at defensive tackle and posted one total tackle and one QB hit
- **9/12 at HOU:** Started at defensive tackle and tied a career-high with seven total tackles in his Jaguars debut

2020 (Saints)

- Started and played in 13 games, finished the year with 27 total tackles, 1.0 sack and two QB hits
- **11/15 vs. S.F.:** Started and recorded his first sack of the season along with one solo tackle
- **10/25 vs. CAR:** Started and made one solo tackle in a run-stopping effort where New Orleans allowed only 37 yards rushing on 14 carries (2.6 avg.)

2019 (Saints)

- Started all 16 games, recorded 34 tackles (18 solo), 2.0 sacks, one pass defended and one fumble recovery
- **11/24 vs. CAR:** Recorded season-high five tackles (two solo) in the fourth quarter of come-from-behind win
- **12/29 at CAR:** Had two tackles (one solo) and one fumble recovery

2018 (Patriots)

- Appeared in 15 games with 14 starts posting 39 tackles (19 solo) and one fumble recovery
- **12/23 vs. BUF:** Made two tackles while also adding a key fumble recovery late in the third quarter that ended a scoring opportunity

2017 (Patriots)

- Started 12-of-13 regular-season games he played in and compiled 49 tackles and 2.5 sacks
- Started all three postseason contests and posted 12 tackles
- **12/3 at BUF:** Started at defensive tackle and finished second on the team with a season-high tying seven tackles, while adding a half sack in the victory
- **2/4/18 vs. PHI:** Started at defensive tackle and finished with six tackles in Super Bowl LII

2016 (Patriots)

- Played in all 16 regular-season games with 13 starts and tallied 50 tackles, 3.0 sacks, one forced fumble and one safety
- Started all three postseason contests and posted 11 tackles and 1.0 sack
- **11/13 vs. SEA:** Recorded five total tackles and one forced fumble
- **1/14/17 vs. HOU:** Sacked Brock Osweiler for a 9-yard loss in Divisional Round win

2015 (Patriots)

- Played in all 16 regular season games with 12 starts and led Patriots rookies with 48 tackles, 3.0 sacks and two fumble recoveries
- **9/10 vs. PIT:** Made NFL debut in the win starting at defensive tackle and posting his first career sack
- **11/15 at NYG:** Started at defensive tackle and posted a season-high seven tackles in the win

COLLEGE

- At Texas, started 26-of-39 games over his three-year career and finished with 165 tackles, 8.5 sacks, 29 tackles for loss, two forced fumbles, two fumble recoveries and six passes defended
- A consensus First-Team Big-12 and All America selection as junior in 2014, became first defensive tackle to lead Longhorns in sacks (5.5) and tackles for loss (13) since 1984

PERSONAL

- Was a high school All-American at Brenham High School and was rated as the second-best defensive tackle in the nation by ESPN
- Three-year starter who tallied 125 tackles, 66 tackles for loss, 91 quarterback hits, 24.0 sacks, nine forced fumbles and four fumble recoveries, helping Brenham post a 34-5 record over his final three seasons
- Also lettered in basketball and track and field



MALCOM BROWN'S NFL REGULAR SEASON DEFENSIVE STATISTICS

| DATE | TEAM | GP | TACKLES | | | | | | | | INTERCEPTIONS | | | | | O. FUMB | | | | ST | | | MISC | | | | |
|-------------------|----------|-----------|-----------|------------|------------|------------|-----------|------------|-------------|-------------|---------------|----------|----------|----------|----------|----------|----------|----------|----------|----------|----------|----------|----------|----------|----------|----------|----------|
| | | | GS | TK | S | A | TFL | YDS | SK | YDS | QBH | NO | YDS | LG | TD | PD | FF | FR | TD | YDS | TK | S | A | FF | FR | S | A |
| 2015 | Patriots | 16 | 12 | 48 | 31 | 17 | 6 | 25 | 3.0 | 17.0 | 5 | 0 | 0 | 0 | 0 | 0 | 2 | 0 | 0 | 0 | 0 | 0 | 0 | 0 | 0 | 0 | 0 |
| 2016 | Patriots | 16 | 13 | 50 | 24 | 26 | 4 | 28 | 3.0 | 28.0 | 5 | 0 | 0 | 0 | 0 | 1 | 0 | 0 | 0 | 0 | 0 | 0 | 0 | 0 | 0 | 0 | 0 |
| 2017 | Patriots | 13 | 12 | 49 | 29 | 20 | 4 | 24 | 2.5 | 18.5 | 5 | 0 | 0 | 0 | 0 | 0 | 0 | 0 | 0 | 0 | 0 | 0 | 0 | 0 | 0 | 0 | 0 |
| 2018 | Patriots | 15 | 14 | 39 | 19 | 20 | 0 | 0 | 0.0 | 0.0 | 1 | 0 | 0 | 0 | 0 | 0 | 1 | 0 | 0 | 0 | 0 | 0 | 0 | 0 | 0 | 0 | 0 |
| 2019 | Saints | 16 | 16 | 34 | 18 | 16 | 6 | 24 | 2.0 | 11.0 | 5 | 0 | 0 | 0 | 0 | 1 | 0 | 1 | 0 | 0 | 0 | 0 | 0 | 0 | 0 | 0 | 0 |
| 2020 | Saints | 13 | 13 | 27 | 9 | 18 | 3 | 11 | 1.0 | 10.0 | 2 | 0 | 0 | 0 | 0 | 0 | 0 | 0 | 0 | 0 | 0 | 0 | 0 | 0 | 0 | 0 | 0 |
| 2021 | Jaguars | 3 | 3 | 10 | 5 | 5 | 0 | 0 | 0.0 | 0.0 | 1 | 0 | 0 | 0 | 0 | 0 | 0 | 0 | 0 | 0 | 0 | 0 | 0 | 0 | 0 | 0 | 0 |
| NFL TOTALS | | 92 | 83 | 257 | 135 | 122 | 23 | 112 | 11.5 | 84.5 | 24 | 0 | 0 | 0 | 0 | 1 | 1 | 4 | 0 | 0 | 0 | 0 | 0 | 0 | 0 | 0 | 0 |

MALCOM BROWN'S NFL POSTSEASON DEFENSIVE STATISTICS

| DATE | TEAM | GP | TACKLES | | | | | | | | INTERCEPTIONS | | | | | O. FUMB | | | | ST | | | MISC | | | | | |
|-------------------|----------|-----------|-----------|-----------|-----------|-----------|----------|-----------|------------|-------------|---------------|----------|----------|----------|----------|----------|----------|----------|----------|----------|----------|----------|----------|----------|----------|----------|----------|----------|
| | | | GS | TK | S | A | TFL | YDS | SK | YDS | QBH | NO | YDS | LG | TD | PD | FF | FR | TD | YDS | TK | S | A | FF | FR | S | A | |
| 2015 | Patriots | 2 | 2 | 6 | 2 | 4 | 0 | 0 | 0.0 | 0.0 | 0 | 0 | 0 | 0 | 0 | 0 | 0 | 0 | 0 | 0 | 0 | 0 | 0 | 0 | 0 | 0 | 0 | 0 |
| 2016 | Patriots | 3 | 3 | 11 | 5 | 6 | 2 | 10 | 1.0 | 9.0 | 1 | 0 | 0 | 0 | 0 | 0 | 0 | 0 | 0 | 0 | 0 | 0 | 0 | 0 | 0 | 0 | 0 | 0 |
| 2017 | Patriots | 3 | 3 | 12 | 6 | 6 | 0 | 0 | 0.0 | 0.0 | 0 | 0 | 0 | 0 | 0 | 0 | 0 | 0 | 0 | 0 | 0 | 0 | 0 | 0 | 0 | 0 | 0 | 0 |
| 2018 | Patriots | 3 | 2 | 4 | 1 | 3 | 0 | 0 | 0.0 | 0.0 | 0 | 0 | 0 | 0 | 0 | 0 | 0 | 0 | 0 | 0 | 0 | 0 | 0 | 0 | 0 | 0 | 0 | 0 |
| 2019 | Saints | 1 | 1 | 2 | 0 | 2 | 0 | 0 | 0.5 | 3.0 | 1 | 0 | 0 | 0 | 0 | 0 | 0 | 0 | 0 | 0 | 0 | 0 | 0 | 0 | 0 | 0 | 0 | 0 |
| 2020 | Saints | 2 | 2 | 3 | 2 | 1 | 0 | 0 | 0.0 | 0.0 | 0 | 0 | 0 | 0 | 0 | 0 | 0 | 0 | 0 | 0 | 0 | 0 | 0 | 0 | 0 | 0 | 0 | 0 |
| NFL TOTALS | | 14 | 13 | 38 | 16 | 22 | 2 | 10 | 1.5 | 12.0 | 2 | 0 | 0 | 0 | 0 | 0 | 0 | 0 | 0 | 0 | 0 | 0 | 0 | 0 | 0 | 0 | 0 | 0 |

SINGLE-GAME HIGHS: DEFENSIVE

| | | | |
|------------------------|---|--------------------------|--|
| Total Tackles | 7 at Houston Texans, Sep 12, 2021 7 at Pittsburgh Steelers, Dec 17, 2017 ...3 more at 7. | Fumble Recoveries | 1 at Carolina Panthers, Dec 29, 2019 1 vs. Buffalo Bills, Dec 23, 2018 ...2 more at 1. |
| Sacks | 2.0 at Cleveland Browns, Oct 09, 2016 1.0 at Tampa Bay Buccaneers, Nov 08, 2020 ...8 more at 1.0. | Tackles For Loss | 2 vs. Carolina Panthers, Nov 24, 2019 2 vs. Dallas Cowboys, Sep 29, 2019 ...3 more at 2. |
| Passes Defensed | 1 at Tennessee Titans, Dec 22, 2019 | Safeties | 1 vs. Baltimore Ravens, Dec 12, 2016 |
| Forced Fumbles | 1 vs. Seattle Seahawks, Nov 13, 2016 | | |

SINGLE-GAME HIGHS - POSTSEASON: DEFENSIVE

| | | | |
|----------------------|---|-------------------------|---|
| Total Tackles | 6 vs. Philadelphia Eagles, Feb 04, 2018 6 vs. Houston Texans, Jan 14, 2017 | Tackles For Loss | 1 vs. Pittsburgh Steelers, Jan 22, 2017 1 vs. Houston Texans, Jan 14, 2017 |
| Sacks | 1.0 vs. Houston Texans, Jan 14, 2017 0.5 vs. Minnesota Vikings, Jan 05, 2020 | | |

2021 GAME-BY-GAME REGULAR-SEASON STATISTICS (JAGUARS)

| DATE | OPPONENT | P/S | TACKLES | | | | | | | | INTERCEPTIONS | | | | | O. FUMB | | | | ST | | | MISC | | | | |
|--------------------|-----------|------------|-----------|----------|----------|------------|------------|----------|----------|----------|---------------|----------|----------|----------|----------|----------|----------|----------|----------|----------|----------|----------|----------|----------|----------|------------|-------|
| | | | TK | S | A | SK | YDS | TFL | YDS | QBH | NO | YDS | LG | TD | PD | FF | FR | TD | YDS | TK | S | A | FF | FR | S | A | W/L |
| 09/12 | at Texans | S | 7 | 4 | 3 | 0.0 | 0.0 | 0 | 0 | 0 | 0 | 0 | 0 | 0 | 0 | 0 | 0 | 0 | 0 | 0 | 0 | 0 | 0 | 0 | 0 | L | 21-37 |
| 09/19 | Broncos | S | 1 | 0 | 1 | 0.0 | 0.0 | 0 | 0 | 0 | 1 | 0 | 0 | 0 | 0 | 0 | 0 | 0 | 0 | 0 | 0 | 0 | 0 | 0 | 0 | L | 13-23 |
| 09/26 | Cardinals | S | 2 | 1 | 1 | 0.0 | 0.0 | 0 | 0 | 0 | 0 | 0 | 0 | 0 | 0 | 0 | 0 | 0 | 0 | 0 | 0 | 0 | 0 | 0 | 0 | L | 19-31 |
| 2021 TOTALS | | 3-3 | 10 | 5 | 5 | 0.0 | 0.0 | 0 | 0 | 0 | 1 | 0 | 0 | 0 | 0 | 0 | 0 | 0 | 0 | 0 | 0 | 0 | 0 | 0 | 0 | 0-3 | |

2020 GAME-BY-GAME REGULAR-SEASON STATISTICS (SAINTS)

| DATE | OPPONENT | P/S | TACKLES | | | | | | | | INTERCEPTIONS | | | | | O. FUMB | | | | ST | | | MISC | | | | |
|--------------------|---------------|--------------|-----------|----------|-----------|------------|-------------|----------|-----------|----------|---------------|----------|----------|----------|----------|----------|----------|----------|----------|----------|----------|----------|----------|----------|----------|-------------|--------|
| | | | TK | S | A | SK | YDS | TFL | YDS | QBH | NO | YDS | LG | TD | PD | FF | FR | TD | YDS | TK | S | A | FF | FR | S | A | W/L |
| 09/13 | Buccaneers | S | 0 | 0 | 0 | 0.0 | 0.0 | 0 | 0 | 0 | 0 | 0 | 0 | 0 | 0 | 0 | 0 | 0 | 0 | 0 | 0 | 0 | 0 | 0 | 0 | W | 34-23 |
| 09/21 | at Raiders | S | 3 | 2 | 1 | 0.0 | 0.0 | 0 | 0 | 0 | 0 | 0 | 0 | 0 | 0 | 0 | 0 | 0 | 0 | 0 | 0 | 0 | 0 | 0 | 0 | L | 24-34 |
| 09/27 | Packers | S | 2 | 0 | 2 | 0.0 | 0.0 | 0 | 0 | 0 | 0 | 0 | 0 | 0 | 0 | 0 | 0 | 0 | 0 | 0 | 0 | 0 | 0 | 0 | 0 | L | 30-37 |
| 10/04 | at Lions | S | 1 | 0 | 1 | 0.0 | 0.0 | 0 | 0 | 0 | 0 | 0 | 0 | 0 | 0 | 0 | 0 | 0 | 0 | 0 | 0 | 0 | 0 | 0 | 0 | W | 35-29 |
| 10/12 | Chargers | S | 4 | 1 | 3 | 0.0 | 0.0 | 0 | 0 | 0 | 0 | 0 | 0 | 0 | 0 | 0 | 0 | 0 | 0 | 0 | 0 | 0 | 0 | 0 | 0 | W | 30-27+ |
| 10/25 | Panthers | S | 1 | 1 | 0 | 0.0 | 0.0 | 0 | 0 | 0 | 0 | 0 | 0 | 0 | 0 | 0 | 0 | 0 | 0 | 0 | 0 | 0 | 0 | 0 | 0 | W | 27-24 |
| 11/01 | at Bears | S | 4 | 0 | 4 | 0.0 | 0.0 | 0 | 0 | 0 | 0 | 0 | 0 | 0 | 0 | 0 | 0 | 0 | 0 | 0 | 0 | 0 | 0 | 0 | 0 | W | 26-23+ |
| 11/08 | at Buccaneers | S | 1 | 1 | 0 | 1.0 | 10.0 | 1 | 10 | 1 | 0 | 0 | 0 | 0 | 0 | 0 | 0 | 0 | 0 | 0 | 0 | 0 | 0 | 0 | 0 | W | 38-3 |
| 11/15 | 49ers | S | 3 | 1 | 2 | 0.0 | 0.0 | 1 | 0 | 0 | 0 | 0 | 0 | 0 | 0 | 0 | 0 | 0 | 0 | 0 | 0 | 0 | 0 | 0 | 0 | W | 27-13 |
| 11/22 | Falcons | S | 1 | 0 | 1 | 0.0 | 0.0 | 0 | 0 | 0 | 1 | 0 | 0 | 0 | 0 | 0 | 0 | 0 | 0 | 0 | 0 | 0 | 0 | 0 | 0 | W | 24-9 |
| 11/29 | at Broncos | S | 3 | 2 | 1 | 0.0 | 0.0 | 0 | 0 | 0 | 0 | 0 | 0 | 0 | 0 | 0 | 0 | 0 | 0 | 0 | 0 | 0 | 0 | 0 | 0 | W | 31-3 |
| 12/06 | at Falcons | S | 1 | 0 | 1 | 0.0 | 0.0 | 0 | 0 | 0 | 0 | 0 | 0 | 0 | 0 | 0 | 0 | 0 | 0 | 0 | 0 | 0 | 0 | 0 | 0 | W | 21-16 |
| 12/13 | at Eagles | | | | | | | | | | | | | | | | | | | | | | | | | L | 21-24 |
| 12/20 | Chiefs | | | | | | | | | | | | | | | | | | | | | | | | | L | 29-32 |
| 12/25 | Vikings | | | | | | | | | | | | | | | | | | | | | | | | | W | 52-33 |
| 01/03 | at Panthers | S | 3 | 1 | 2 | 0.0 | 0.0 | 1 | 1 | 0 | 0 | 0 | 0 | 0 | 0 | 0 | 0 | 0 | 0 | 0 | 0 | 0 | 0 | 0 | 0 | W | 33-7 |
| 2020 TOTALS | | 13-13 | 27 | 9 | 18 | 1.0 | 10.0 | 3 | 11 | 2 | 0 | 0 | 0 | 0 | 0 | 0 | 0 | 0 | 0 | 0 | 0 | 0 | 0 | 0 | 0 | 12-4 | |

+ - Overtime



2020 GAME-BY-GAME POSTSEASON STATISTICS (SAINTS)

| DATE | OPPONENT | P/S | TACKLES | | | | | | | INTERCEPTIONS | | | | | O. FUMB | | | | ST | | | | MISC | | | SCORE | | | |
|--------------------|------------|------------|----------|----------|----------|------------|------------|----------|----------|---------------|----------|----------|----------|----------|----------|----------|----------|----------|----------|----------|----------|----------|----------|----------|----------|----------|------------|-------|------|
| | | | TK | S | A | SK | YDS | TFL | YDS | QBH | NO | YDS | LG | TD | PD | FF | FR | TD | YDS | TK | S | A | FF | FR | S | | A | W/L | |
| 01/10 | Bears | S | 3 | 2 | 1 | 0.0 | 0.0 | 0 | 0 | 0 | 0 | 0 | 0 | 0 | 0 | 0 | 0 | 0 | 0 | 0 | 0 | 0 | 0 | 0 | 0 | 0 | 0 | W | 21-9 |
| 01/17 | Buccaneers | S | 0 | 0 | 0 | 0.0 | 0.0 | 0 | 0 | 0 | 0 | 0 | 0 | 0 | 0 | 0 | 0 | 0 | 0 | 0 | 0 | 0 | 0 | 0 | 0 | 0 | L | 20-30 | |
| 2020 TOTALS | | 2-2 | 3 | 2 | 1 | 0.0 | 0.0 | 0 | 0 | 0 | 0 | 0 | 0 | 0 | 0 | 0 | 0 | 0 | 0 | 0 | 0 | 0 | 0 | 0 | 0 | 0 | 1-1 | | |






TAVEN BRYAN | 93



POSITION: DEFENSIVE LINEMAN
HT: 6-5 | **WT:** 295 | **DOB:** 3-11-1996
COLLEGE: FLORIDA
HOMETOWN: CASPER, WYO.
ACQ: D1-'18
EXP: 4th YEAR

 @tavenbryan93

 @tavenb

KEY TRANSACTIONS

- Originally drafted by Jacksonville in the first round (29th overall) of the 2018 draft

PRO

2021 (Jaguars)

- 9/26 vs. ARI:** Recorded two solo tackles including one tackle for loss
- 9/19 vs. DEN:** Recorded two total tackles
- 9/12 at HOU:** Recorded two total tackles and one QB hit at defensive tackle

2020 (Jaguars)

- Saw action in all 16 games on the season, starting nine, and totaled 18 tackles (10 solo), three tackles for loss and a half sack
- 10/11 at HOU:** Started at defensive tackle and posted three tackles, including one tackle for loss
- 10/25 at LAC:** Started at defensive tackle and collected two tackles, including a half-sack

2019 (Jaguars)

- Saw action in all 16 games on the season, starting eight and tallied 33 tackles (18 solo), five tackles for loss, 2.0 sacks, one forced fumble and one pass defended
- 9/19 vs. TEN:** Saw action at defensive tackle, amassing three tackles (two solo) and 1.0 sack, the second of his career
- 12/20 at CIN:** Saw action at defensive tackle, posting three tackles (two solo)... His pressure on QB Andy Dalton led to DE Yannick Ngakoue's pick six
- 12/29 vs. IND:** Started at defensive tackle tallying four tackles (three solo), 1.0 sack, one pass defended and one forced fumble

2018 (Jaguars)

- Saw action in all 16 games during his rookie campaign, making one start... Amassed 20 tackles (13 solo), three tackles for loss and 1.0 sack
- 12/6 at TEN:** Made his first career start at defensive tackle and recorded three tackles
- 12/30 at HOU:** Recorded 1.0 sack, the first of his career

COLLEGE

- Appeared in 36 games with 14 starts
- Named Associated Press All-SEC Second Team after his junior year
- Career totals include 67 tackle (31 solo), 10.5 tackles for loss, 5.5 sacks, two forced fumbles and three fumble recoveries

PERSONAL

- Father, Brandy, spent four years as a Navy SEAL
- Has one sister, Chelcey
- Walk-up song in Arlington, Texas after being selected was "Hail To The King" by Avenged Sevenfold
- Youth football team in Wyoming was nicknamed the 'Jaguars'
- Nickname: Wyoming Wildman
- Attended Notrona County (Wyo.) High School and helped lead the team to a 41-6 record in his final three seasons, including back-to-back state titles in 2012 and 2013
- Unanimously selected as the 2013 Conference Defensive Player of the Year

TAVEN BRYAN'S NFL REGULAR SEASON DEFENSIVE STATISTICS

| DATE | TEAM | GP | TACKLES | | | | | | | | INTERCEPTIONS | | | | | O. FUMB | | | | ST | | | | MISC | | | | |
|-------------------|---------|-----------|-----------|-----------|-----------|-----------|-----------|-----------|------------|-------------|---------------|----------|----------|----------|----------|----------|----------|----------|----------|----------|----------|----------|----------|----------|----------|----------|----------|---|
| | | | GS | TK | S | A | TFL | YDS | SK | YDS | QBH | NO | YDS | LG | TD | PD | FF | FR | TD | YDS | TK | S | A | FF | FR | S | A | |
| 2018 | Jaguars | 16 | 1 | 20 | 13 | 7 | 3 | 9 | 1.0 | 4.0 | 2 | 0 | 0 | 0 | 0 | 0 | 0 | 0 | 0 | 0 | 0 | 0 | 0 | 0 | 0 | 0 | 0 | 0 |
| 2019 | Jaguars | 16 | 8 | 33 | 18 | 15 | 5 | 22 | 2.0 | 16.0 | 9 | 0 | 0 | 0 | 0 | 1 | 1 | 0 | 0 | 0 | 0 | 0 | 0 | 0 | 0 | 0 | 0 | |
| 2020 | Jaguars | 16 | 8 | 18 | 10 | 8 | 3 | 4 | 0.5 | 1.0 | 5 | 0 | 0 | 0 | 0 | 0 | 0 | 0 | 0 | 0 | 0 | 0 | 0 | 0 | 0 | 0 | 0 | |
| 2021 | Jaguars | 3 | 0 | 6 | 4 | 2 | 1 | 1 | 0.0 | 0.0 | 1 | 0 | 0 | 0 | 0 | 0 | 0 | 0 | 0 | 0 | 0 | 0 | 0 | 0 | 0 | 0 | 0 | |
| NFL TOTALS | | 51 | 17 | 77 | 45 | 32 | 12 | 36 | 3.5 | 21.0 | 17 | 0 | 0 | 0 | 0 | 1 | 1 | 0 | 0 | 0 | 0 | 0 | 0 | 0 | 0 | 0 | 0 | |

SINGLE-GAME HIGHS: DEFENSIVE

Total Tackles 4 vs. Indianapolis Colts, Dec 29, 2019
 4 at Atlanta Falcons, Dec 22, 2019
 ...1 more at 4.

Sacks 1.0 vs. Indianapolis Colts, Dec 29, 2019
 1.0 vs. Tennessee Titans, Sep 19, 2019
 ...1 more at 1.0.

Passes Defensed 1 vs. Indianapolis Colts, Dec 29, 2019

Forced Fumbles 1 vs. Indianapolis Colts, Dec 29, 2019
Tackles For Loss 2 at Indianapolis Colts, Nov 17, 2019
 1 vs. Arizona Cardinals, Sep 26, 2021
 ...9 more at 1.



2021 GAME-BY-GAME REGULAR-SEASON STATISTICS (JAGUARS)


| DATE | OPPONENT | P/S | TACKLES | | | | | | | INTERCEPTIONS | | | | | O. FUMB | | | | ST | | | | MISC | | SCORE | | |
|--------------------|-----------|------------|----------|----------|----------|------------|------------|----------|----------|---------------|----------|----------|----------|----------|----------|----------|----------|----------|----------|----------|----------|----------|----------|----------|------------|-------|-------|
| | | | TK | S | A | SK | YDS | TFL | YDS | QBH | NO | YDS | LG | TD | PD | FF | FR | TD | YDS | TK | S | A | FF | FR | | S | A |
| 09/12 | at Texans | P | 2 | 2 | 0 | 0.0 | 0.0 | 0 | 0 | 1 | 0 | 0 | 0 | 0 | 0 | 0 | 0 | 0 | 0 | 0 | 0 | 0 | 0 | 0 | 0 | L | 21-37 |
| 09/19 | Broncos | P | 2 | 0 | 2 | 0.0 | 0.0 | 0 | 0 | 0 | 0 | 0 | 0 | 0 | 0 | 0 | 0 | 0 | 0 | 0 | 0 | 0 | 0 | 0 | L | 13-23 | |
| 09/26 | Cardinals | P | 2 | 2 | 0 | 0.0 | 0.0 | 1 | 1 | 0 | 0 | 0 | 0 | 0 | 0 | 0 | 0 | 0 | 0 | 0 | 0 | 0 | 0 | 0 | L | 19-31 | |
| 2021 TOTALS | | 3-0 | 6 | 4 | 2 | 0.0 | 0.0 | 1 | 1 | 1 | 0 | 0 | 0 | 0 | 0 | 0 | 0 | 0 | 0 | 0 | 0 | 0 | 0 | 0 | 0-3 | | |

2020 GAME-BY-GAME REGULAR-SEASON STATISTICS (JAGUARS)

| DATE | OPPONENT | P/S | TACKLES | | | | | | | INTERCEPTIONS | | | | | O. FUMB | | | | ST | | | | MISC | | SCORE | |
|--------------------|-------------|-------------|-----------|-----------|----------|------------|------------|----------|----------|---------------|----------|----------|----------|----------|----------|----------|----------|----------|----------|----------|----------|----------|----------|----------|-------------|--------|
| | | | TK | S | A | SK | YDS | TFL | YDS | QBH | NO | YDS | LG | TD | PD | FF | FR | TD | YDS | TK | S | A | FF | FR | | S |
| 09/13 | Colts | S | 0 | 0 | 0 | 0.0 | 0.0 | 0 | 0 | 1 | 0 | 0 | 0 | 0 | 0 | 0 | 0 | 0 | 0 | 0 | 0 | 0 | 0 | 0 | W | 27-20 |
| 09/20 | at Titans | S | 1 | 1 | 0 | 0.0 | 0.0 | 0 | 0 | 1 | 0 | 0 | 0 | 0 | 0 | 0 | 0 | 0 | 0 | 0 | 0 | 0 | 0 | 0 | L | 30-33 |
| 09/24 | Dolphins | S | 0 | 0 | 0 | 0.0 | 0.0 | 0 | 0 | 1 | 0 | 0 | 0 | 0 | 0 | 0 | 0 | 0 | 0 | 0 | 0 | 0 | 0 | 0 | L | 13-31 |
| 10/04 | at Bengals | S | 2 | 1 | 1 | 0.0 | 0.0 | 0 | 0 | 1 | 0 | 0 | 0 | 0 | 0 | 0 | 0 | 0 | 0 | 0 | 0 | 0 | 0 | 0 | L | 25-33 |
| 10/11 | at Texans | S | 3 | 2 | 1 | 0.0 | 0.0 | 1 | 1 | 0 | 0 | 0 | 0 | 0 | 0 | 0 | 0 | 0 | 0 | 0 | 0 | 0 | 0 | 0 | L | 14-30 |
| 10/18 | Lions | S | 1 | 1 | 0 | 0.0 | 0.0 | 1 | 0 | 0 | 0 | 0 | 0 | 0 | 0 | 0 | 0 | 0 | 0 | 0 | 0 | 0 | 0 | 0 | L | 16-34 |
| 10/25 | at Chargers | S | 2 | 1 | 1 | 0.5 | 1.0 | 1 | 3 | 1 | 0 | 0 | 0 | 0 | 0 | 0 | 0 | 0 | 0 | 0 | 0 | 0 | 0 | 0 | L | 29-39 |
| 11/08 | Texans | P | 2 | 1 | 1 | 0.0 | 0.0 | 0 | 0 | 0 | 0 | 0 | 0 | 0 | 0 | 0 | 0 | 0 | 0 | 0 | 0 | 0 | 0 | 0 | L | 25-27 |
| 11/15 | at Packers | S | 1 | 0 | 1 | 0.0 | 0.0 | 0 | 0 | 0 | 0 | 0 | 0 | 0 | 0 | 0 | 0 | 0 | 0 | 0 | 0 | 0 | 0 | 0 | L | 20-24 |
| 11/22 | Steelers | P | 1 | 1 | 0 | 0.0 | 0.0 | 0 | 0 | 0 | 0 | 0 | 0 | 0 | 0 | 0 | 0 | 0 | 0 | 0 | 0 | 0 | 0 | 0 | L | 3-27 |
| 11/29 | Browns | P | 2 | 1 | 1 | 0.0 | 0.0 | 0 | 0 | 0 | 0 | 0 | 0 | 0 | 0 | 0 | 0 | 0 | 0 | 0 | 0 | 0 | 0 | 0 | L | 25-27 |
| 12/06 | at Vikings | P | 0 | 0 | 0 | 0.0 | 0.0 | 0 | 0 | 0 | 0 | 0 | 0 | 0 | 0 | 0 | 0 | 0 | 0 | 0 | 0 | 0 | 0 | 0 | L | 24-27+ |
| 12/13 | Titans | P | 1 | 0 | 1 | 0.0 | 0.0 | 0 | 0 | 0 | 0 | 0 | 0 | 0 | 0 | 0 | 0 | 0 | 0 | 0 | 0 | 0 | 0 | 0 | L | 10-31 |
| 12/20 | at Ravens | P | 1 | 0 | 1 | 0.0 | 0.0 | 0 | 0 | 0 | 0 | 0 | 0 | 0 | 0 | 0 | 0 | 0 | 0 | 0 | 0 | 0 | 0 | 0 | L | 14-40 |
| 12/27 | Bears | P | 1 | 1 | 0 | 0.0 | 0.0 | 0 | 0 | 0 | 0 | 0 | 0 | 0 | 0 | 0 | 0 | 0 | 0 | 0 | 0 | 0 | 0 | 0 | L | 17-41 |
| 01/03 | at Colts | P | 0 | 0 | 0 | 0.0 | 0.0 | 0 | 0 | 0 | 0 | 0 | 0 | 0 | 0 | 0 | 0 | 0 | 0 | 0 | 0 | 0 | 0 | 0 | L | 14-28 |
| 2020 TOTALS | | 16-8 | 18 | 10 | 8 | 0.5 | 1.0 | 3 | 4 | 5 | 0 | 0 | 0 | 0 | 0 | 0 | 0 | 0 | 0 | 0 | 0 | 0 | 0 | 0 | 1-15 | |

+ - Overtime





TYSON CAMPBELL | 32



POSITION: CORNERBACK
HT: 6-1 | **WT:** 195 | **DOB:** 3-17-2000
COLLEGE: GEORGIA
HOMETOWN: MIRAMAR, FLA.
ACQ: D2-'21
EXP: R

@tysoncampbell_
 @tysoncampbell_

KEY TRANSACTIONS:

- Originally drafted by Jacksonville in the second round (33rd overall) in the 2021 draft

PRO

2021 (Jaguars)

- 9/26 vs. ARI:** Started at cornerback and finished third on the team with eight total tackles (six solo) and added one pass defended.... His six solo tackles tied for the team lead
- 9/19 vs. DEN:** Started at nickel and also saw action at outside corner in home debut... Recorded three total tackles (two solo) and one pass defended
- 9/12 at HOU:** Saw action at nickel corner in his NFL debut... Recorded two tackles (two solo)

COLLEGE

2020

- Started at cornerback in all 10 games
- Finished his final year at Georgia with 29 total tackles, 2.5 tackles for loss and a team-high five passes defended
- 11/28 at South Carolina:** Recorded an interception and returned it 40 yards in 45-16 victory

2019

- Played in nine of 14 games, including three starts
- Recorded 15 total tackles and four passes defended
- 11/30 at Georgia Tech:** Recovered a fumbled punt in the endzone for a touchdown in 52-7 win

2018

- Started at cornerback in 11 of 14 games
- Had 45 total tackles with one pass defended
- 9/22 at Missouri:** Forced, recovered and returned a first-quarter fumble for a 64-yard touchdown

PERSONAL

- 2A state champion in the 100 meters and 200 meters
- Led American Heritage High School to a 50-5 record, including undefeated seasons as state champions in his junior and senior campaigns
- Favorite artist is Rod Wave

TYSON CAMPBELL'S NFL REGULAR SEASON DEFENSIVE STATISTICS

| DATE | TEAM | GP | TACKLES | | | | | | | INTERCEPTIONS | | | | | O. FUMB | | | ST | | | | MISC | | | | | | |
|-------------------|---------|----------|----------|-----------|-----------|----------|----------|----------|------------|---------------|----------|----------|----------|----------|----------|----------|----------|----------|----------|----------|----------|----------|----------|----------|----------|----------|----------|---|
| | | | GS | TK | S | A | TFL | YDS | SK | YDS | QBH | NO | YDS | LG | TD | PD | FF | FR | TD | YDS | TK | S | A | FF | FR | S | A | |
| 2021 | Jaguars | 3 | 2 | 13 | 10 | 3 | 0 | 0 | 0.0 | 0.0 | 0 | 0 | 0 | 0 | 0 | 2 | 0 | 0 | 0 | 0 | 0 | 0 | 0 | 0 | 0 | 0 | 0 | 0 |
| NFL TOTALS | | 3 | 2 | 13 | 10 | 3 | 0 | 0 | 0.0 | 0.0 | 0 | 0 | 0 | 0 | 2 | 0 | 0 | 0 | 0 | 0 | 0 | 0 | 0 | 0 | 0 | 0 | 0 | |

SINGLE-GAME HIGHS: DEFENSIVE

Total Tackles 8 vs. Arizona Cardinals, Sep 26, 2021
 3 vs. Denver Broncos, Sep 19, 2021

Passes Defended 1 vs. Denver Broncos, Sep 19, 2021

2021 GAME-BY-GAME REGULAR-SEASON STATISTICS (JAGUARS)

| DATE | OPPONENT | P/S | TACKLES | | | | | | | INTERCEPTIONS | | | | | O. FUMB | | | ST | | | | MISC | | | | | | |
|--------------------|-----------|------------|-----------|-----------|----------|------------|------------|----------|----------|---------------|----------|----------|----------|----------|----------|----------|----------|----------|----------|----------|----------|----------|----------|----------|----------|----------|----------|------------|
| | | | TK | S | A | SK | YDS | TFL | YDS | QBH | NO | YDS | LG | TD | PD | FF | FR | TD | YDS | TK | S | A | FF | FR | S | A | W/L | SCORE |
| 09/12 | at Texans | P | 2 | 2 | 0 | 0.0 | 0.0 | 0 | 0 | 0 | 0 | 0 | 0 | 0 | 0 | 0 | 0 | 0 | 0 | 0 | 0 | 0 | 0 | 0 | 0 | 0 | L | 21-37 |
| 09/19 | Broncos | S | 3 | 2 | 1 | 0.0 | 0.0 | 0 | 0 | 0 | 0 | 0 | 0 | 0 | 1 | 0 | 0 | 0 | 0 | 0 | 0 | 0 | 0 | 0 | 0 | 0 | L | 13-23 |
| 09/26 | Cardinals | S | 8 | 6 | 2 | 0.0 | 0.0 | 0 | 0 | 0 | 0 | 0 | 0 | 0 | 1 | 0 | 0 | 0 | 0 | 0 | 0 | 0 | 0 | 0 | 0 | 0 | L | 19-31 |
| 2021 TOTALS | | 3-2 | 13 | 10 | 3 | 0.0 | 0.0 | 0 | 0 | 0 | 0 | 0 | 0 | 0 | 2 | 0 | 0 | 0 | 0 | 0 | 0 | 0 | 0 | 0 | 0 | 0 | 0 | 0-3 |





A.J. CANN | 60



POSITION: OFFENSIVE LINEMAN

HT: 6-3 | **WT:** 320 | **DOB:** 3-10-1991

COLLEGE: SOUTH CAROLINA

HOMETOWN: BAMBERG, S.C.

ACQ: D3-'15

EXP: 7th YEAR



@AJCann60



@ajcann60

KEY TRANSACTIONS

- Originally drafted by Jacksonville in the third round (67th overall) of the 2015 draft
- Re-signed by Jacksonville on 3/3/19

PRO

2021 (Jaguars)

- 9/26 vs. ARI:** Started at right guard and played all 68 offensive snaps... Helped the offense rush for 159 yards on 29 attempts
- 9/19 vs. DEN:** Started at right guard... Did not play in the second half due to a hamstring injury
- 9/12 at HOU:** Started at right guard and played all 74 offensive snaps

2020 (Jaguars)

- Started all 15 games in which he appeared at right guard... Part of an offensive line that helped rookie RB James Robinson tally the most scrimmage yards (1,414) and the second-most rushing yards (1,070) by an undrafted rookie in NFL history
- 9/20 at TEN:** Started at right guard and helped the team rush for 165 yards

2019 (Jaguars)

- Started all 16 games in which he appeared at right guard... Part of an offensive line that helped RB Leonard Fournette gain 1,674 yards from scrimmage, becoming the only Jaguars player since 2011 to post at least 1,500 scrimmage yards in a single season
- 9/29 at DEN:** Started at right guard, helping RB Leonard Fournette total a career-high 225 yards rushing... Also helped the team gain an average of 7.1 yards per carry for 269 total net rushing yards, the second-most in a single game in franchise history
- 10/6 at CAR:** Started at right guard helping RB Leonard Fournette eclipse the 100-yard mark in back-to-back games for the first time since his rookie season in 2017

2018 (Jaguars)

- Started all 15 games in which he appeared at right guard

2017 (Jaguars)

- Started 15 games in the regular season and all three postseason contests at right guard... Part of an offensive line that helped the team lead the league in rushing (141.1 yards per game) for the first time in franchise history and allowed a franchise-low 24 sacks

2016 (Jaguars)

- Did not miss a snap and was part of a unit that surrendered 34 sacks, its fewest since 2007

2015 (Jaguars)

- Rookie offensive lineman started 13 games at right guard

COLLEGE

- Four-year starter, starting 51 games, the second-most in school history
- Three-time member of the SEC Fall Academic Honor Roll
- In 2014, named First-Team All-America by Sporting News, ESPN.com and CBSSportsline.com
- In 2013, was voted a permanent guard team captain as a junior

PERSONAL

- Played on both sides of the ball for Head Coach Kevin Crosby at Bamberg-Ehrhardt (S.C.) High School
- Given name is Aaron
- Has a tattoo on the inside of his right forearm to honor his mother, Catherine, who passed in 2007 from throat cancer
- He and his wife, Kendal, have one daughter, Kennie Amelia, and one son, Artist Jamar (AJ)
- Represented the Humane Society during the NFL's My Cause My Cleats campaign in 2019
- His cat, Carol, is a rescue cat

A.J. CANN'S NFL REGULAR SEASON STATISTICS

| DATE | TEAM | GP | GS |
|-------------------|---------|-----------|-----------|
| 2015 | Jaguars | 14 | 13 |
| 2016 | Jaguars | 16 | 16 |
| 2017 | Jaguars | 15 | 15 |
| 2018 | Jaguars | 15 | 15 |
| 2019 | Jaguars | 16 | 16 |
| 2020 | Jaguars | 15 | 15 |
| 2021 | Jaguars | 3 | 3 |
| NFL TOTALS | | 94 | 93 |



A. J. CANN'S NFL POSTSEASON STATISTICS

| DATE | TEAM | GP | GS |
|-------------------|---------|----------|----------|
| 2017 | Jaguars | 3 | 3 |
| NFL TOTALS | | 3 | 3 |

2021 GAME-BY-GAME REGULAR-SEASON STATISTICS (JAGUARS)

| DATE | OPPONENT | P/S | W/L | SCORE |
|--------------------|-----------|------------|------------|-------|
| 09/12 | at Texans | S | L | 21-37 |
| 09/19 | Broncos | S | L | 13-23 |
| 09/26 | Cardinals | S | L | 19-31 |
| 2021 TOTALS | | 3-3 | 0-3 | |

2020 GAME-BY-GAME REGULAR-SEASON STATISTICS (JAGUARS)

| DATE | OPPONENT | P/S | W/L | SCORE |
|--------------------|-------------|--------------|-------------|--------|
| 09/13 | Colts | S | W | 27-20 |
| 09/20 | at Titans | S | L | 30-33 |
| 09/24 | Dolphins | S | L | 13-31 |
| 10/04 | at Bengals | S | L | 25-33 |
| 10/11 | at Texans | S | L | 14-30 |
| 10/18 | Lions | S | L | 16-34 |
| 10/25 | at Chargers | | L | 29-39 |
| 11/08 | Texans | S | L | 25-27 |
| 11/15 | at Packers | S | L | 20-24 |
| 11/22 | Steelers | S | L | 3-27 |
| 11/29 | Browns | S | L | 25-27 |
| 12/06 | at Vikings | S | L | 24-27+ |
| 12/13 | Titans | S | L | 10-31 |
| 12/20 | at Ravens | S | L | 14-40 |
| 12/27 | Bears | S | L | 17-41 |
| 01/03 | at Colts | S | L | 14-28 |
| 2020 TOTALS | | 15-15 | 1-15 | |

+ - Overtime





K'LAVON CHAISSON | 45



POSITION: DEFENSIVE END/OUTSIDE LINEBACKER

HT: 6-3 | **WT:** 245 | **DOB:** 7-25-1999

COLLEGE: LSU

HOMETOWN: HOUSTON, TEXAS

ACQ: D1-'20

EXP: 2nd YEAR

@S4CKGURU

@s4ckguru

KEY TRANSACTIONS

- Originally drafted by Jacksonville in the first round (20th overall) in the 2020 draft... Pronounced KAY-luh-vahn Chase-on

PRO

2021 (Jaguars)

- 9/26 vs. ARI:** Started at outside linebacker and finished the game with three total tackles (two solo)
- 9/19 vs. DEN:** Saw action at outside linebacker and recorded three total tackles (one solo)
- 9/12 at HOU:** Started at outside linebacker and recorded two total tackles

2020 (Jaguars)

- Saw action in all 16 games as a rookie, starting three... Amassed 19 tackles (12 solo), three tackles for loss, 1.0 sack and one pass defended
- 9/13 vs. IND:** Saw extensive action (46 snaps) at defensive end in his NFL debut and posted two tackles (one solo)
- 9/20 at TEN:** Saw action at defensive end and posted two tackles, including his first career sack
- 10/11 at HOU:** Made his first career start at defensive end and tallied one tackle and one pass defended

COLLEGE

- Played in 26 games with 17 starts in his three years with the Tigers
- Capped career with 92 tackles, 19.0 tackles for loss and 9.5 sacks
- Three-time member of the SEC Academic Honor Roll

PERSONAL

- Inspired by his late father, Kelvin, who was a linebacker at Baylor from 1999-2001
- "I'm not going to sit here and lie to you and say I've always dreamed of playing at the next level or I've always dreamed about playing in the NFL because that's not true. The inspiration to play the sport was something that ran deeper. With my size and the tradition in my family involving the sport, it was sort of an obligation or you were looked at differently."
- Created an Instagram account for his dog, Prince Nino: @lifeofnino
- Also passionate about financial literacy, the environment and social justice

K'LAVON CHAISSON'S NFL REGULAR SEASON DEFENSIVE STATISTICS

| DATE | TEAM | GP | TACKLES | | | | | | | | INTERCEPTIONS | | | | | O. FUMB | | | | ST | | | | MISC | | | | |
|-------------------|---------|-----------|----------|-----------|-----------|-----------|----------|-----------|------------|------------|---------------|----------|----------|----------|----------|----------|----------|----------|----------|----------|----------|----------|----------|----------|----------|----------|----------|----------|
| | | | GS | TK | S | A | TFL | YDS | SK | YDS | QBH | NO | YDS | LG | TD | PD | FF | FR | TD | YDS | TK | S | A | FF | FR | S | A | |
| 2020 | Jaguars | 16 | 3 | 19 | 12 | 7 | 3 | 13 | 1.0 | 8.0 | 9 | 0 | 0 | 0 | 0 | 1 | 0 | 0 | 0 | 0 | 0 | 0 | 0 | 0 | 0 | 0 | 0 | 0 |
| 2021 | Jaguars | 3 | 2 | 8 | 4 | 4 | 0 | 0 | 0.0 | 0.0 | 0 | 0 | 0 | 0 | 0 | 0 | 0 | 0 | 0 | 0 | 0 | 0 | 0 | 0 | 0 | 0 | 0 | |
| NFL TOTALS | | 19 | 5 | 27 | 16 | 11 | 3 | 13 | 1.0 | 8.0 | 9 | 0 | 0 | 0 | 0 | 1 | 0 | 0 | 0 | 0 | 0 | 0 | 0 | 0 | 0 | 0 | 0 | 0 |

SINGLE-GAME HIGHS: DEFENSIVE

Total Tackles 3 vs. Arizona Cardinals, Sep 26, 2021
3 vs. Denver Broncos, Sep 19, 2021
...1 more at 3.

Passes Defended 1 at Houston Texans, Oct 11, 2020
Tackles For Loss 1 at Baltimore Ravens, Dec 20, 2020
1 vs. Pittsburgh Steelers, Nov 22, 2020
...1 more at 1.

Sacks 1.0 at Tennessee Titans, Sep 20, 2020

2021 GAME-BY-GAME REGULAR-SEASON STATISTICS (JAGUARS)

| DATE | OPPONENT | P/S | TACKLES | | | | | | | | INTERCEPTIONS | | | | | O. FUMB | | | | ST | | | | MISC | | | | |
|--------------------|-----------|------------|----------|----------|----------|------------|------------|----------|----------|----------|---------------|----------|----------|----------|----------|----------|----------|----------|----------|----------|----------|----------|----------|----------|----------|------------|-------|-------|
| | | | TK | S | A | SK | YDS | TFL | YDS | QBH | NO | YDS | LG | TD | PD | FF | FR | TD | YDS | TK | S | A | FF | FR | S | A | W/L | SCORE |
| 09/12 | at Texans | S | 2 | 1 | 1 | 0.0 | 0.0 | 0 | 0 | 0 | 0 | 0 | 0 | 0 | 0 | 0 | 0 | 0 | 0 | 0 | 0 | 0 | 0 | 0 | 0 | 0 | L | 21-37 |
| 09/19 | Broncos | P | 3 | 1 | 2 | 0.0 | 0.0 | 0 | 0 | 0 | 0 | 0 | 0 | 0 | 0 | 0 | 0 | 0 | 0 | 0 | 0 | 0 | 0 | 0 | 0 | L | 13-23 | |
| 09/26 | Cardinals | S | 3 | 2 | 1 | 0.0 | 0.0 | 0 | 0 | 0 | 0 | 0 | 0 | 0 | 0 | 0 | 0 | 0 | 0 | 0 | 0 | 0 | 0 | 0 | L | 19-31 | | |
| 2021 TOTALS | | 3-2 | 8 | 4 | 4 | 0.0 | 0.0 | 0 | 0 | 0 | 0 | 0 | 0 | 0 | 0 | 0 | 0 | 0 | 0 | 0 | 0 | 0 | 0 | 0 | 0 | 0-3 | | |




2020 GAME-BY-GAME REGULAR-SEASON STATISTICS (JAGUARS)

| DATE | OPPONENT | P/S | TACKLES | | | | | | | INTERCEPTIONS | | | | | O. FUMB | | | | ST | | | | MISC | | SCORE | | | | |
|--------------------|-------------|-----|-------------|-----------|-----------|----------|------------|------------|----------|---------------|----------|----------|----------|----------|----------|----------|----------|----------|----------|----------|----------|----------|----------|----------|----------|----------|----------|-------------|-------|
| | | | TK | S | A | SK | YDS | TFL | YDS | QBH | NO | YDS | LG | TD | PD | FF | FR | TD | YDS | TK | S | A | FF | FR | | S | A | W/L | |
| 09/13 | Colts | P | 2 | 1 | 1 | 0.0 | 0.0 | 0 | 0 | 0 | 0 | 0 | 0 | 0 | 0 | 0 | 0 | 0 | 0 | 0 | 0 | 0 | 0 | 0 | 0 | 0 | 0 | W | 27-20 |
| 09/20 | at Titans | P | 2 | 1 | 1 | 1.0 | 8.0 | 1 | 8 | 1 | 0 | 0 | 0 | 0 | 0 | 0 | 0 | 0 | 0 | 0 | 0 | 0 | 0 | 0 | 0 | 0 | L | 30-33 | |
| 09/24 | Dolphins | P | 2 | 2 | 0 | 0.0 | 0.0 | 0 | 0 | 1 | 0 | 0 | 0 | 0 | 0 | 0 | 0 | 0 | 0 | 0 | 0 | 0 | 0 | 0 | 0 | L | 13-31 | | |
| 10/04 | at Bengals | P | 1 | 0 | 1 | 0.0 | 0.0 | 0 | 0 | 0 | 0 | 0 | 0 | 0 | 0 | 0 | 0 | 0 | 0 | 0 | 0 | 0 | 0 | 0 | 0 | L | 25-33 | | |
| 10/11 | at Texans | S | 1 | 0 | 1 | 0.0 | 0.0 | 0 | 0 | 0 | 0 | 0 | 0 | 1 | 0 | 0 | 0 | 0 | 0 | 0 | 0 | 0 | 0 | 0 | 0 | L | 14-30 | | |
| 10/18 | Lions | S | 0 | 0 | 0 | 0.0 | 0.0 | 0 | 0 | 0 | 0 | 0 | 0 | 0 | 0 | 0 | 0 | 0 | 0 | 0 | 0 | 0 | 0 | 0 | 0 | L | 16-34 | | |
| 10/25 | at Chargers | P | 1 | 1 | 0 | 0.0 | 0.0 | 0 | 0 | 0 | 0 | 0 | 0 | 0 | 0 | 0 | 0 | 0 | 0 | 0 | 0 | 0 | 0 | 0 | 0 | L | 29-39 | | |
| 11/08 | Texans | P | 0 | 0 | 0 | 0.0 | 0.0 | 0 | 0 | 0 | 0 | 0 | 0 | 0 | 0 | 0 | 0 | 0 | 0 | 0 | 0 | 0 | 0 | 0 | 0 | L | 25-27 | | |
| 11/15 | at Packers | P | 0 | 0 | 0 | 0.0 | 0.0 | 0 | 0 | 0 | 0 | 0 | 0 | 0 | 0 | 0 | 0 | 0 | 0 | 0 | 0 | 0 | 0 | 0 | 0 | L | 20-24 | | |
| 11/22 | Steelers | P | 2 | 2 | 0 | 0.0 | 0.0 | 1 | 2 | 0 | 0 | 0 | 0 | 0 | 0 | 0 | 0 | 0 | 0 | 0 | 0 | 0 | 0 | 0 | 0 | L | 3-27 | | |
| 11/29 | Browns | P | 0 | 0 | 0 | 0.0 | 0.0 | 0 | 0 | 0 | 0 | 0 | 0 | 0 | 0 | 0 | 0 | 0 | 0 | 0 | 0 | 0 | 0 | 0 | 0 | L | 25-27 | | |
| 12/06 | at Vikings | P | 2 | 1 | 1 | 0.0 | 0.0 | 0 | 0 | 2 | 0 | 0 | 0 | 0 | 0 | 0 | 0 | 0 | 0 | 0 | 0 | 0 | 0 | 0 | 0 | L | 24-27+ | | |
| 12/13 | Titans | P | 0 | 0 | 0 | 0.0 | 0.0 | 0 | 0 | 3 | 0 | 0 | 0 | 0 | 0 | 0 | 0 | 0 | 0 | 0 | 0 | 0 | 0 | 0 | 0 | L | 10-31 | | |
| 12/20 | at Ravens | P | 1 | 1 | 0 | 0.0 | 0.0 | 1 | 3 | 0 | 0 | 0 | 0 | 0 | 0 | 0 | 0 | 0 | 0 | 0 | 0 | 0 | 0 | 0 | 0 | L | 14-40 | | |
| 12/27 | Bears | P | 2 | 1 | 1 | 0.0 | 0.0 | 0 | 0 | 1 | 0 | 0 | 0 | 0 | 0 | 0 | 0 | 0 | 0 | 0 | 0 | 0 | 0 | 0 | 0 | L | 17-41 | | |
| 01/03 | at Colts | S | 3 | 2 | 1 | 0.0 | 0.0 | 0 | 0 | 1 | 0 | 0 | 0 | 0 | 0 | 0 | 0 | 0 | 0 | 0 | 0 | 0 | 0 | 0 | 0 | L | 14-28 | | |
| 2020 TOTALS | | | 16-3 | 19 | 12 | 7 | 1.0 | 8.0 | 3 | 13 | 9 | 0 | 0 | 0 | 0 | 1 | 0 | 0 | 0 | 0 | 0 | 0 | 0 | 0 | 0 | 0 | 0 | 1-15 | |

+ - Overtime





DJ CHARK JR. | 17



POSITION: WIDE RECEIVER

HT: 6-4 | **WT:** 210 | **DOB:** 9-23-1996

COLLEGE: LSU

HOMETOWN: ALEXANDRIA, LA.

ACQ: D2-'18

EXP: 4th YEAR



@DJChark82



@djchark82

KEY TRANSACTIONS

- Originally drafted by Jacksonville in the second round (61st overall) of the 2018 draft

PRO

2021 (Jaguars)

- 9/26 vs. ARI:** Started at wide receiver and hauled in three catches for 49 yards and one TD... Eclipsed 2,000 career receiving yards on his 12-yard TD reception in the second quarter... Became the fourth-fastest (42 games) player in franchise history to record 2,000 receiving yards and joined Allen Robinson and Allen Hurns as the only players to record at least receiving 15 TDs through their first 42 career games
- 9/19 vs. DEN:** Started at wide receiver and recorded one catch for 19 yards
- 9/12 at HOU:** Started at wide receiver and led the team with 86 yards receiving on three catches and one touchdown... Chark's TD marked the third consecutive year he has scored in Week 1

2020 (Jaguars)

- Started in 13 games on the season, making 12 starts and amassing 53 receptions for 706 yards (13.3 rec. avg.) and five receiving TDs
- Became the first Jaguars player since WR Allen Robinson (2015-16) to record back-to-back seasons with at least five receiving TDs
- 10/4 at CIN:** Started at wide receiver and collected eight receptions for 95 yards and two TDs
- 11/8 vs. HOU:** Caught seven passes for 146 yards and one TD, marking the third-most receiving yards of his career and his fourth career game with at least 100 yards... His 73-yard TD pass on Jacksonville's third play from scrimmage was the longest reception of his career and the longest reception by a Jaguars players since WR Donte Moncrief (80 yards) on Nov. 11, 2018

2019 (Jaguars)

- Earned Pro Bowl honors after tallying 73 receptions for a team-leading 1,008 yards (12.4 rec. avg.) and eight TDs
- Became the first Jaguar to eclipse 1,000 yards receiving in a season since WRs Allen Robinson and Allen Hurns in 2015
- Tied for fourth in the NFL with 10 receptions of at least 30 yards this season
- Tied for ninth in the NFL and third in the AFC with eight TD receptions
- 9/8 vs. K.C.:** Made his first career start, hauling in four receptions for a then-career-best 146 yards (36.5 avg.), including a long of 69 and a 35-yard TD... His 36.5 receiving average was the highest in franchise single game history
- 9/19 vs. TEN:** Started and caught four passes for 76 yards (19.0 avg.) and one TD... Became the youngest player in franchise history (22 years old) to post more than 250 receiving yards through Week 3 of the season... Became the second player in franchise history – and the first since WR Jimmy Smith in 2008 – to catch a TD pass in each of the first three games of the season
- 10/6 at CAR:** Started and earned career-bests in receptions (eight), yards (164) and TDs (two)... Joined former WR Jimmy Smith (Sept. 10, 2000) as the only players to register at least 160 receiving yards and two-plus receiving TDs in a single game

2018 (Jaguars)

- Emerged as a contributor on special teams totaling five special teams tackles and averaging 35.4 yards per kickoff return
- Caught 14 passes for 174 yards (12.4 avg.)
- 10/7 at K.C.:** Caught passes of 30 and 38 yards, becoming the eighth rookie in franchise history to record multiple 30-yard catches in a single game

COLLEGE

- Appeared in 36 games with 15 starts
- Career totals include 66 receptions for 1,351 yards (20.5 rec. avg.) and six TDs with a long reception of 80 yards (TD)
- 2018 Co-MVP of Senior Bowl
- Named a permanent team captain in his senior season as he led the SEC in punt returns for TDs (two) and was second in the league in punt return average (10.8) while also leading the Tigers in receptions (40), receiving yards (874) and tied for the team lead in receiving TDs (three)
- Scored a TD three different ways in 2017, becoming only the seventh player in school history to accomplish the feat

PERSONAL

- Son of Shirley and Darrell Chark Sr.
- Attended Alexandria (La.) High School where he hauled in 48 receptions for 554 yards and three TDs as a senior on the way to earning Louisiana Class 5A All-State Honorable Mention
- Rushed for 495 yards and five touchdowns and caught 20 passes for 554 yards and six TDs as a junior and was named Honorable Mention All-State for Class 5A as a junior
- Never missed a day of school in 13 years in the Alexandria School System, finished high school with a 3.9 GPA and claimed all three major senior individual honors: Prom King, Mr. ASH and Most Outstanding Athlete
- Learned to swim leading up to the 2018 season at the Winston Family YMCA in Jacksonville
- He and his wife, Chantelle, married in October 2020 in Amelia Island, Fla.
- Has two dogs: English bulldog, Bam Bam, and an Australian shepherd, Dundie Tot, in honor of The Office
- Daughter, Mackenzie, was born May 18, 2021



DJ CHARK JR.'S NFL REGULAR SEASON RUSHING/RECEIVING STATISTICS

| DATE | TEAM | GP | GS | RECEIVING | | | | | RUSHING | | | | |
|-------------------|---------|-----------|-----------|------------|--------------|-------------|------------|-----------|----------|-----------|-------------|-----------|----------|
| | | | | NO. | YDS. | AVG. | LG | TD | NO. | YDS. | AVG. | LG | TD |
| 2018 | Jaguars | 11 | 0 | 14 | 174 | 12.4 | 38 | 0 | 0 | 0 | 0.0 | 0 | 0 |
| 2019 | Jaguars | 15 | 14 | 73 | 1,008 | 13.8 | 69 | 8 | 2 | 20 | 10.0 | 20 | 0 |
| 2020 | Jaguars | 13 | 12 | 53 | 706 | 13.3 | 73t | 5 | 0 | 0 | 0.0 | 0 | 0 |
| 2021 | Jaguars | 3 | 3 | 7 | 154 | 22.0 | 41t | 2 | 0 | 0 | 0.0 | 0 | 0 |
| NFL TOTALS | | 42 | 29 | 147 | 2,042 | 13.9 | 73T | 15 | 2 | 20 | 10.0 | 20 | 0 |

DJ CHARK JR.'S NFL REGULAR SEASON RETURN STATISTICS

| DATE | TEAM | KICKOFF RETURNS | | | | | PUNT RETURNS | | | | | |
|-------------------|---------|-----------------|------------|-------------|-----------|----------|--------------|----------|-----------|------------|----------|----------|
| | | RET. | YDS. | AVG. | LG | TD | NO. | FC | YDS. | AVG. | LG | TD |
| 2018 | Jaguars | 7 | 186 | 26.6 | 47 | 0 | 0 | 0 | -8 | 0.0 | 0 | 0 |
| 2019 | Jaguars | 0 | 0 | 0.0 | 0 | 0 | 0 | 0 | 0 | 0.0 | 0 | 0 |
| 2020 | Jaguars | 0 | 0 | 0.0 | 0 | 0 | 0 | 0 | 0 | 0.0 | 0 | 0 |
| 2021 | Jaguars | 0 | 0 | 0.0 | 0 | 0 | 0 | 0 | 0 | 0.0 | 0 | 0 |
| NFL TOTALS | | 7 | 186 | 26.6 | 47 | 0 | 0 | 0 | -8 | 0.0 | 0 | 0 |

SINGLE-GAME HIGHS: RUSHING/RECEIVING

| | | | |
|---------------------------|--|-------------------------------|---|
| Rush Attempts | 1 vs. New York Jets, Oct 27, 2019 1 at Cincinnati Bengals, Oct 20, 2019 | Kickoff Returns | 3 at Indianapolis Colts, Nov 11, 2018 1 at Houston Texans, Dec 30, 2018 ...3 more at 1. |
| Rushing Yards | 20 at Cincinnati Bengals, Oct 20, 2019 | Kickoff Return Yards | 108 at Indianapolis Colts, Nov 11, 2018 40 at Houston Texans, Dec 30, 2018 |
| Longest Runs | 20 at Cincinnati Bengals, Oct 20, 2019 | Longest Kickoff Return | 47 at Indianapolis Colts, Nov 11, 2018 40 at Houston Texans, Dec 30, 2018 |
| Receptions | 9 vs. Los Angeles Chargers, Dec 08, 2019 8 at Cincinnati Bengals, Oct 04, 2020 ...2 more at 8. | Special Teams Tackles | 1 at Houston Texans, Dec 30, 2018 1 vs. Pittsburgh Steelers, Nov 18, 2018 ...3 more at 1. |
| Receiving Yards | 164 at Carolina Panthers, Oct 06, 2019 146 vs. Houston Texans, Nov 08, 2020 ...1 more at 146. | Miscellaneous Tackles | 1 at Minnesota Vikings, Dec 06, 2020 1 vs. New Orleans Saints, Oct 13, 2019 |
| Longest Receptions | 73t vs. Houston Texans, Nov 08, 2020 69 vs. Kansas City Chiefs, Sep 08, 2019 | Most TDs | 2 at Cincinnati Bengals, Oct 04, 2020 2 at Indianapolis Colts, Nov 17, 2019 ...1 more at 2. |
| Receiving TDs | 2 at Cincinnati Bengals, Oct 04, 2020 2 at Indianapolis Colts, Nov 17, 2019 ...1 more at 2. | Receiving Average | 36.5 vs. Kansas City Chiefs, Sep 08, 2019 28.7 at Houston Texans, Sep 12, 2021 |
| All-Purpose Yards | 164 at Carolina Panthers, Oct 06, 2019 146 vs. Houston Texans, Nov 08, 2020 ...1 more at 146. | | |

100-YARD RECEIVING GAMES (4): REGULAR SEASON

| DATE | TEAM | NO. | YDS. | AVG. | LG | TD |
|----------|-------------|-----|------|------|-----|----|
| 09/08/19 | CHIEFS | 4 | 146 | 36.5 | 69 | 1 |
| 10/06/19 | at Panthers | 8 | 164 | 20.5 | 37t | 2 |
| 11/17/19 | at Colts | 8 | 104 | 13.0 | 34t | 2 |
| 11/08/20 | TEXANS | 7 | 146 | 20.9 | 73t | 1 |

2021 GAME-BY-GAME REGULAR-SEASON STATISTICS (JAGUARS)

| DATE | OPPONENT | P/S | RECEIVING | | | | | RUSHING | | | | | W/L | SCORE |
|--------------------|-----------|------------|-----------|------------|-------------|------------|----------|----------|----------|------------|----------|----------|------------|-------|
| | | | NO. | YDS. | AVG. | LG | TD | NO. | YDS. | AVG. | LG | TD | | |
| 09/12 | at Texans | S | 3 | 86 | 28.7 | 41t | 1 | 0 | 0 | 0.0 | 0 | 0 | L | 21-37 |
| 09/19 | Broncos | S | 1 | 19 | 19.0 | 19 | 0 | 0 | 0 | 0.0 | 0 | 0 | L | 13-23 |
| 09/26 | Cardinals | S | 3 | 49 | 16.3 | 25 | 1 | 0 | 0 | 0.0 | 0 | 0 | L | 19-31 |
| 2021 TOTALS | | 3-3 | 7 | 154 | 22.0 | 41T | 2 | 0 | 0 | 0.0 | 0 | 0 | 0-3 | |



2020 GAME-BY-GAME REGULAR-SEASON STATISTICS (JAGUARS)

| DATE | OPPONENT | P/S | RECEIVING | | | | | RUSHING | | | | | W/L | SCORE | |
|--------------------|-------------|--------------|-----------|------------|-------------|------------|----------|----------|----------|------------|----------|----------|----------|-------------|--------|
| | | | NO. | YDS. | AVG. | LG | TD | NO. | YDS. | AVG. | LG | TD | | | |
| 09/13 | Colts | S | 3 | 25 | 8.3 | 12 | 1 | 0 | 0 | 0.0 | 0 | 0 | 0 | W | 27-20 |
| 09/20 | at Titans | S | 4 | 84 | 21.0 | 45 | 0 | 0 | 0 | 0.0 | 0 | 0 | 0 | L | 30-33 |
| 09/24 | Dolphins | | | | | | | | | | | | | L | 13-31 |
| 10/04 | at Bengals | S | 8 | 95 | 11.9 | 22 | 2 | 0 | 0 | 0.0 | 0 | 0 | 0 | L | 25-33 |
| 10/11 | at Texans | S | 3 | 16 | 5.3 | 11 | 0 | 0 | 0 | 0.0 | 0 | 0 | 0 | L | 14-30 |
| 10/18 | Lions | S | 7 | 45 | 6.4 | 14 | 0 | 0 | 0 | 0.0 | 0 | 0 | 0 | L | 16-34 |
| 10/25 | at Chargers | S | 1 | 26 | 26.0 | 26 | 0 | 0 | 0 | 0.0 | 0 | 0 | 0 | L | 29-39 |
| 11/08 | Texans | S | 7 | 146 | 20.9 | 73t | 1 | 0 | 0 | 0.0 | 0 | 0 | 0 | L | 25-27 |
| 11/15 | at Packers | S | 4 | 56 | 14.0 | 21 | 0 | 0 | 0 | 0.0 | 0 | 0 | 0 | L | 20-24 |
| 11/22 | Steelers | S | 4 | 41 | 10.3 | 19 | 0 | 0 | 0 | 0.0 | 0 | 0 | 0 | L | 3-27 |
| 11/29 | Browns | | | | | | | | | | | | | L | 25-27 |
| 12/06 | at Vikings | S | 2 | 41 | 20.5 | 22 | 0 | 0 | 0 | 0.0 | 0 | 0 | 0 | L | 24-27+ |
| 12/13 | Titans | S | 2 | 16 | 8.0 | 11 | 0 | 0 | 0 | 0.0 | 0 | 0 | 0 | L | 10-31 |
| 12/20 | at Ravens | P | 4 | 53 | 13.3 | 22 | 0 | 0 | 0 | 0.0 | 0 | 0 | 0 | L | 14-40 |
| 12/27 | Bears | S | 4 | 62 | 15.5 | 20t | 1 | 0 | 0 | 0.0 | 0 | 0 | 0 | L | 17-41 |
| 01/03 | at Colts | | | | | | | | | | | | | L | 14-28 |
| 2020 TOTALS | | 13-12 | 53 | 706 | 13.3 | 73T | 5 | 0 | 0 | 0.0 | 0 | 0 | 0 | 1-15 | |

+ - Overtime





ANDRE CISCO | 38



POSITION: SAFETY
HT: 6-0 | **WT:** 210 | **DOB:** 3-23-2000
COLLEGE: SYRACUSE
HOMETOWN: QUEENS, N.Y.
ACQ: D3-'21
EXP: R



KEY TRANSACTIONS:

- Originally drafted by Jacksonville in the third round (65th overall) in the 2021 draft

PRO

2021 (Jaguars)

- 9/26 vs. ARI:** Saw action on special teams
- 9/19 vs. DEN:** Saw action on defense and special teams in home debut... Recorded one solo tackle
- 9/12 at HOU:** Saw action on defense and special teams in his NFL debut... Recorded one solo tackle

COLLEGE

- Played in 24 games at Syracuse
- Finished his career with 136 total tackles (94 solo), 13 interceptions and 29 passes defended
- Three-year starter for the Orange and two-time All-ACC selection
- His 12 INTs from 2018-19 were the most by any player in college football during that span

2020

- Named to the Jim Thorpe Award, Bronco Nagurski Trophy, Bednarik Award and Lott IMPACT Trophy Watch Lists prior to the season
- Played in two games before suffering a season-ending injury

2019

- Voted All-ACC Second Team and ACC Honor Roll selection
- Led the ACC and tied for seventh nationally with five interceptions
- 9/7 at Maryland:** Recorded nine tackles (tied career-high) and one interception

2018

- Only true freshman to be voted a Walter Camp All-American out of the 50 players selected for the two teams
- Finished the year with 60 total tackles (46 solo), one tackle for loss, seven interceptions, 18 passes defended and one forced fumble in 13 games played
- 11/24 at Boston College:** Intercepted a pass for the third consecutive game, tallied three pass-breakups and added six tackles to earn ACC Defensive Back of the Week honors

PERSONAL

- Economics major
- Has two sisters
- As a senior at IMG Academy, had 15 tackles, one interception, four passes defended and recovered three fumbles as IMG finished ranked No. 2 in the *USA Today* Super 25 poll

ANDRE CISCO'S NFL REGULAR SEASON DEFENSIVE STATISTICS

| DATE | TEAM | GP | TACKLES | | | | | | | INTERCEPTIONS | | | | | | | O. FUMB | | | | ST | | | | MISC | | | |
|-------------------|---------|----------|----------|----------|----------|----------|----------|----------|------------|---------------|----------|----------|----------|----------|----------|----------|----------|----------|----------|----------|----------|----------|----------|----------|----------|----------|----------|----------|
| | | | GS | TK | S | A | TFL | YDS | SK | YDS | QBH | NO | YDS | LG | TD | PD | FF | FR | TD | YDS | TK | S | A | FF | FR | S | A | |
| 2021 | Jaguars | 3 | 0 | 2 | 2 | 0 | 0 | 0 | 0.0 | 0.0 | 0 | 0 | 0 | 0 | 0 | 0 | 0 | 0 | 0 | 0 | 0 | 0 | 0 | 0 | 0 | 0 | 0 | 0 |
| NFL TOTALS | | 3 | 0 | 2 | 2 | 0 | 0 | 0 | 0.0 | 0.0 | 0 | 0 | 0 | 0 | 0 | 0 | 0 | 0 | 0 | 0 | 0 | 0 | 0 | 0 | 0 | 0 | 0 | 0 |


SINGLE-GAME HIGHS: DEFENSIVE

Total Tackles 1 vs. Denver Broncos, Sep 19, 2021
 1 at Houston Texans, Sep 12, 2021

2021 GAME-BY-GAME REGULAR-SEASON STATISTICS (JAGUARS)

| DATE | OPPONENT | P/S | TACKLES | | | | | | | INTERCEPTIONS | | | | | | | O. FUMB | | | | ST | | | | MISC | | | |
|--------------------|-----------|------------|----------|----------|----------|------------|------------|----------|----------|---------------|----------|----------|----------|----------|----------|----------|----------|----------|----------|----------|----------|----------|----------|----------|----------|----------|------------|-------|
| | | | TK | S | A | SK | YDS | TFL | YDS | QBH | NO | YDS | LG | TD | PD | FF | FR | TD | YDS | TK | S | A | FF | FR | S | A | W/L | SCORE |
| 09/12 | at Texans | P | 1 | 1 | 0 | 0.0 | 0.0 | 0 | 0 | 0 | 0 | 0 | 0 | 0 | 0 | 0 | 0 | 0 | 0 | 0 | 0 | 0 | 0 | 0 | 0 | 0 | L | 21-37 |
| 09/19 | Broncos | P | 1 | 1 | 0 | 0.0 | 0.0 | 0 | 0 | 0 | 0 | 0 | 0 | 0 | 0 | 0 | 0 | 0 | 0 | 0 | 0 | 0 | 0 | 0 | 0 | L | 13-23 | |
| 09/26 | Cardinals | P | 0 | 0 | 0 | 0.0 | 0.0 | 0 | 0 | 0 | 0 | 0 | 0 | 0 | 0 | 0 | 0 | 0 | 0 | 0 | 0 | 0 | 0 | 0 | 0 | L | 19-31 | |
| 2021 TOTALS | | 3-0 | 2 | 2 | 0 | 0.0 | 0.0 | 0 | 0 | 0 | 0 | 0 | 0 | 0 | 0 | 0 | 0 | 0 | 0 | 0 | 0 | 0 | 0 | 0 | 0 | 0 | 0-3 | |





CHRIS CLAYBROOKS | 27



POSITION: CORNERBACK
HT: 5-9 | **WT:** 180 | **DOB:** 7-17-1997
COLLEGE: MEMPHIS
HOMETOWN: NASHVILLE, TENN.
ACQ: D7-'20
EXP: 2nd YEAR

@ChrisClaybrooks
 @huncho_clay7

KEY TRANSACTIONS

- Originally drafted by Jacksonville in the seventh round (223rd overall) in the 2020 draft

PRO

2021 (Jaguars)

- 9/26 vs. ARI:** Saw action on defense and special teams... Recorded four total tackles (one solo)
- 9/19 vs DEN:** Saw action on defense and special teams... Recorded four total tackles (two solo)
- 9/12 at HOU:** Recorded one assisted stop on defense and one assisted tackle on special teams

2020 (Jaguars)

- Saw action in 13 games as a rookie, starting in four... Tallied 38 tackles (32 solo), and three passes defended... Also handled kickoff return duties, bringing back 12 returns for 289 yards (24.1 avg.)... Placed on injured reserve with a core muscle injury on Nov. 26... Activated from injured reserve on Dec. 19
- 10/11 at HOU:** Earned his first career start at cornerback and totaled five tackles and two passes defended
- 11/15 at G.B.:** Saw action at cornerback, making one tackle for loss, and on special teams, where he downed two punts inside the Packers' 5-yard line
- 11/22 vs. PIT:** Started at cornerback and posted a career-high nine tackles

COLLEGE

- Transferred to Memphis after two seasons of junior college at Fort Scott Community College (2016) and Coahoma Community College (2017)
- Moved to defensive back after playing high school and junior college careers on offense
- With the Tigers, played in 21 games and posted 54 tackles and had nine multi-tackle games... Added five passes defended, two INTs, one forced fumble and 1.0 sack
- Also contributed on special teams, recording 11 kick returns for 338 yards and one TD
- Member of the Tiger 3.0 Club in the fall of 2018

PERSONAL

- Member of the varsity squad all four years at McGavock (Nashville, Tenn.) High School
- Started career as a wide receiver and moved to running back
- Named to the 2014 All-City Team as selected by the Metro Nashville Football Coaches Association
- Also played basketball
- Son of Christena and Barry Claybrooks
- Has one son, Chris Claybrooks Jr.

CHRIS CLAYBROOKS' NFL REGULAR SEASON DEFENSIVE STATISTICS

| DATE | TEAM | GP | GS | TACKLES | | | | | | | INTERCEPTIONS | | | | | O. FUMB | | | | ST | | | | MISC | | | | | |
|-------------------|---------|-----------|----------|-----------|-----------|-----------|----------|----------|------------|------------|---------------|----------|----------|----------|----------|----------|----------|----------|----------|----------|----------|----------|----------|----------|----------|----------|----------|----------|----------|
| | | | | TK | S | A | TFL | YDS | SK | YDS | QBH | NO | YDS | LG | TD | PD | FF | FR | TD | YDS | TK | S | A | FF | FR | S | A | | |
| 2020 | Jaguars | 13 | 4 | 38 | 32 | 6 | 1 | 3 | 0.0 | 0.0 | 0 | 0 | 0 | 0 | 0 | 3 | 0 | 0 | 0 | 0 | 0 | 0 | 0 | 1 | 1 | 0 | 0 | 0 | 0 |
| 2021 | Jaguars | 3 | 0 | 9 | 3 | 6 | 0 | 0 | 0.0 | 0.0 | 0 | 0 | 0 | 0 | 0 | 0 | 0 | 0 | 0 | 0 | 0 | 0 | 0 | 1 | 0 | 1 | 0 | 0 | 0 |
| NFL TOTALS | | 16 | 4 | 47 | 35 | 12 | 1 | 3 | 0.0 | 0.0 | 0 | 0 | 0 | 0 | 0 | 3 | 0 | 0 | 0 | 0 | 0 | 0 | 0 | 2 | 1 | 1 | 0 | 0 | 0 |

SINGLE-GAME HIGHS: DEFENSIVE

Total Tackles 9 vs. Pittsburgh Steelers, Nov 22, 2020
 8 at Cincinnati Bengals, Oct 04, 2020
Passes Defended 2 at Houston Texans, Oct 11, 2020
 1 at Cincinnati Bengals, Oct 04, 2020

Tackles For Loss 1 at Green Bay Packers, Nov 15, 2020
Special Teams Tackles 1 at Houston Texans, Sep 12, 2021
 1 vs. Pittsburgh Steelers, Nov 22, 2020

2021 GAME-BY-GAME REGULAR-SEASON STATISTICS (JAGUARS)

| DATE | OPPONENT | P/S | TACKLES | | | | | | | INTERCEPTIONS | | | | | O. FUMB | | | | ST | | | | MISC | | | | | | |
|--------------------|-----------|------------|----------|----------|----------|------------|------------|----------|----------|---------------|----------|----------|----------|----------|----------|----------|----------|----------|----------|----------|----------|----------|----------|----------|----------|----------|----------|----------|------------|
| | | | TK | S | A | SK | YDS | TFL | YDS | QBH | NO | YDS | LG | TD | PD | FF | FR | TD | YDS | TK | S | A | FF | FR | S | A | W/L | SCORE | |
| 09/12 | at Texans | P | 1 | 0 | 1 | 0.0 | 0.0 | 0 | 0 | 0 | 0 | 0 | 0 | 0 | 0 | 0 | 0 | 0 | 0 | 0 | 0 | 0 | 0 | 0 | 0 | 0 | 0 | L | 21-37 |
| 09/19 | Broncos | P | 4 | 2 | 2 | 0.0 | 0.0 | 0 | 0 | 0 | 0 | 0 | 0 | 0 | 0 | 0 | 0 | 0 | 0 | 0 | 0 | 0 | 0 | 0 | 0 | 0 | L | 13-23 | |
| 09/26 | Cardinals | P | 4 | 1 | 3 | 0.0 | 0.0 | 0 | 0 | 0 | 0 | 0 | 0 | 0 | 0 | 0 | 0 | 0 | 0 | 0 | 0 | 0 | 0 | 0 | 0 | L | 19-31 | | |
| 2021 TOTALS | | 3-0 | 9 | 3 | 6 | 0.0 | 0.0 | 0 | 0 | 0 | 0 | 0 | 0 | 0 | 0 | 0 | 0 | 0 | 0 | 0 | 0 | 0 | 0 | 0 | 0 | 0 | 0 | 0 | 0-3 |



2020 GAME-BY-GAME REGULAR-SEASON STATISTICS (JAGUARS)

| DATE | OPPONENT | P/S | TACKLES | | | | | | | INTERCEPTIONS | | | | | O. FUMB | | | | ST | | | | MISC | | SCORE | | | |
|--------------------|-------------|-----|-------------|-----------|-----------|----------|------------|------------|----------|---------------|----------|----------|----------|----------|----------|----------|----------|----------|----------|----------|----------|----------|----------|----------|----------|----------|-------------|-------|
| | | | TK | S | A | SK | YDS | TFL | YDS | QBH | NO | YDS | LG | TD | PD | FF | FR | TD | YDS | TK | S | A | FF | FR | | S | A | W/L |
| 09/13 | Colts | P | 3 | 3 | 0 | 0.0 | 0.0 | 0 | 0 | 0 | 0 | 0 | 0 | 0 | 0 | 0 | 0 | 0 | 0 | 0 | 0 | 0 | 0 | 0 | 0 | 0 | W | 27-20 |
| 09/20 | at Titans | P | 0 | 0 | 0 | 0.0 | 0.0 | 0 | 0 | 0 | 0 | 0 | 0 | 0 | 0 | 0 | 0 | 0 | 0 | 0 | 0 | 0 | 0 | 0 | 0 | L | 30-33 | |
| 09/24 | Dolphins | P | 0 | 0 | 0 | 0.0 | 0.0 | 0 | 0 | 0 | 0 | 0 | 0 | 0 | 0 | 0 | 0 | 0 | 0 | 0 | 0 | 0 | 0 | 0 | 0 | L | 13-31 | |
| 10/04 | at Bengals | P | 8 | 6 | 2 | 0.0 | 0.0 | 0 | 0 | 0 | 0 | 0 | 0 | 0 | 1 | 0 | 0 | 0 | 0 | 0 | 0 | 0 | 0 | 0 | 0 | L | 25-33 | |
| 10/11 | at Texans | S | 5 | 5 | 0 | 0.0 | 0.0 | 0 | 0 | 0 | 0 | 0 | 0 | 0 | 2 | 0 | 0 | 0 | 0 | 0 | 0 | 0 | 0 | 0 | 0 | L | 14-30 | |
| 10/18 | Lions | P | 0 | 0 | 0 | 0.0 | 0.0 | 0 | 0 | 0 | 0 | 0 | 0 | 0 | 0 | 0 | 0 | 0 | 0 | 0 | 0 | 0 | 0 | 0 | 0 | L | 16-34 | |
| 10/25 | at Chargers | P | 0 | 0 | 0 | 0.0 | 0.0 | 0 | 0 | 0 | 0 | 0 | 0 | 0 | 0 | 0 | 0 | 0 | 0 | 0 | 0 | 0 | 0 | 0 | 0 | L | 29-39 | |
| 11/08 | Texans | P | 1 | 1 | 0 | 0.0 | 0.0 | 0 | 0 | 0 | 0 | 0 | 0 | 0 | 0 | 0 | 0 | 0 | 0 | 0 | 0 | 0 | 0 | 0 | 0 | L | 25-27 | |
| 11/15 | at Packers | P | 1 | 1 | 0 | 0.0 | 0.0 | 1 | 3 | 0 | 0 | 0 | 0 | 0 | 0 | 0 | 0 | 0 | 0 | 0 | 0 | 0 | 0 | 0 | 0 | L | 20-24 | |
| 11/22 | Steelers | S | 9 | 7 | 2 | 0.0 | 0.0 | 0 | 0 | 0 | 0 | 0 | 0 | 0 | 0 | 0 | 0 | 0 | 0 | 0 | 0 | 0 | 0 | 0 | 0 | L | 3-27 | |
| 11/29 | Browns | | | | | | | | | | | | | | | | | | | | | | | | | L | 25-27 | |
| 12/06 | at Vikings | | | | | | | | | | | | | | | | | | | | | | | | | L | 24-27+ | |
| 12/13 | Titans | | | | | | | | | | | | | | | | | | | | | | | | | L | 10-31 | |
| 12/20 | at Ravens | S | 2 | 1 | 1 | 0.0 | 0.0 | 0 | 0 | 0 | 0 | 0 | 0 | 0 | 0 | 0 | 0 | 0 | 0 | 0 | 0 | 0 | 0 | 0 | 0 | L | 14-40 | |
| 12/27 | Bears | | | | | | | | | | | | | | | | | | | | | | | | | L | 17-41 | |
| 01/03 | at Colts | S | 7 | 6 | 1 | 0.0 | 0.0 | 0 | 0 | 0 | 0 | 0 | 0 | 0 | 0 | 0 | 0 | 0 | 0 | 0 | 0 | 0 | 0 | 0 | 0 | L | 14-28 | |
| 2020 TOTALS | | | 12-4 | 36 | 30 | 6 | 0.0 | 0.0 | 1 | 3 | 0 | 0 | 0 | 0 | 0 | 3 | 0 | 0 | 0 | 0 | 0 | 0 | 0 | 0 | 0 | 0 | 1-15 | |

+ - Overtime







LOGAN COOKE | 9



POSITION: PUNTER
HT: 6-5 | **WT:** 230 | **DOB:** 7-28-1995
COLLEGE: MISSISSIPPI STATE
HOMETOWN: DARBUN, MISS.
ACQ: D7B-'18
EXP: 4th YEAR

 @LoganCooke2
 @logancooke9

KEY TRANSACTIONS

- Originally drafted by Jacksonville in the seventh round (147th overall) of the 2018 draft

PRO

2021 (Jaguars)

- 9/26 vs. ARI:** Punted six times for 289 yards, three of which were downed inside the opponents' 20-yard line... As of Week 3, Cooke's 46.3 net average leads all punters in the NFL and his 50.8 average is third in the NFL
- 9/19 vs. DEN:** Punted four times for 227 yards... Cooke's 56.8 average led all punters in the NFL in Week 2
- 9/12 at HOU:** Punted six times for 297 yards... Cooke's net punting average of 46.7 was the best among all punters in the NFL in Week 1

2020 (Jaguars)

- Handled the team's punting duties in 14 games, punting 56 times for a gross punting average of 47.7, the second-highest season average in franchise history... His 43.4 net punting average was the third-highest in the AFC and is also the second-highest season average in franchise history
- 9/24 vs. MIA:** Punted three times for 157 yards, including a 63-yard punt
- 10/11 at HOU:** Punted three times for 143 yards (44.7 net avg.) which were all downed inside the 20
- 11/22 vs. PIT:** Punted six times for 324 yards (54.0 gross avg. and 47.5 net avg.) and placed one punt inside the 20... Had a season-long 67-yard punt

2019 (Jaguars)

- Finished the season with career-highs in gross punting average (46.8) and net punting average (44.5)... His 44.5 net punting average led all NFL punters (min. 10 punts) and set a new franchise record... Completed two passes for 16 yards
- 12/15 at OAK:** Punted five times for 248 yards (49.6 gross avg.), including two punts inside the 20 and a season-long punt of 66 yards
- 12/22 at ATL:** Punted five times for 254 yards (50.8 gross avg.), including one downed inside the 20... Completed one pass for 7 yards to S Cody Davis on a fake punt that resulted in a first down in the second quarter

2018 (Jaguars)

- Downed 37 punts inside the 20, a franchise record and the third-most in the NFL... Punted 86 times, placing 43.0 percent of his punts inside the 20, the highest mark by a rookie in franchise history

COLLEGE

- Appeared in 45 career games serving as the primary punter his last three years and the primary kickoff specialist as a senior and freshman
- Averaged 41.7 yards per punt during his career, which ranked seventh in school history
- Thirty five of his 150 punts traveled more than 50 yards, and 60 were pinned inside the 20

PERSONAL

- Married the former Mary Menger Jones in February 2020
- Attended Columbia (Miss.) Academy
- All-state punter tallied 24 punts for an average of 44.2 yards in his senior season, while also seeing action at wide receiver and defensive back
- Avid hunter and fisherman, who also owns an outdoorsman company that specializes in turkey calls
- Involved with the Catch-A-Dream Foundation, which takes children with life-threatening illnesses on hunting and fishing adventures of a lifetime

LOGAN COOKE'S NFL REGULAR SEASON PUNTING STATISTICS

| DATE | TEAM | GP | NO. | YDS. | AVG. | OPP. RET. | YDS. | NET YDS. | AVG. | TB | IN20 | LG | BK |
|-------------------|---------|-----------|------------|---------------|-------------|-----------|------------|---------------|-------------|-----------|-----------|-----------|----------|
| 2018 | Jaguars | 16 | 86 | 3,872 | 45.0 | 37 | 184 | 3,548 | 41.3 | 7 | 37 | 72 | 0 |
| 2019 | Jaguars | 16 | 75 | 3,507 | 46.8 | 24 | 127 | 3,340 | 44.5 | 2 | 25 | 66 | 0 |
| 2020 | Jaguars | 14 | 56 | 2,669 | 47.7 | 21 | 148 | 2,421 | 43.2 | 5 | 19 | 67 | 0 |
| 2021 | Jaguars | 3 | 16 | 813 | 50.8 | 7 | 73 | 740 | 46.3 | 0 | 5 | 64 | 0 |
| NFL TOTALS | | 49 | 233 | 10,861 | 46.6 | 89 | 532 | 10,049 | 43.1 | 14 | 86 | 72 | 0 |



SINGLE-GAME HIGHS: PUNTER

| | | | |
|----------------------------|--|------------------------------|---|
| Punts | 9 at Houston Texans, Dec 30, 2018 9 vs. Pittsburgh Steelers, Nov 18, 2018 | Inside the 20 | 4 at Green Bay Packers, Nov 15, 2020 4 at Houston Texans, Sep 15, 2019 ...2 more at 4. |
| Gross Punting Yards | 449 at Houston Texans, Dec 30, 2018 415 vs. Pittsburgh Steelers, Nov 18, 2018 | Pass Attempts | 1 at Atlanta Falcons, Dec 22, 2019 1 vs. Los Angeles Chargers, Dec 08, 2019 ...1 more at 1. |
| Gross Punting Avg | 59.0 vs. Indianapolis Colts, Dec 29, 2019 56.8 vs. Denver Broncos, Sep 19, 2021 | Pass Completions | 1 at Atlanta Falcons, Dec 22, 2019 1 vs. Los Angeles Chargers, Dec 08, 2019 ...1 more at 1. |
| Net Punting Yards | 393 at Houston Texans, Dec 30, 2018 342 vs. Pittsburgh Steelers, Nov 18, 2018 | Yards Passing | 9 vs. Los Angeles Chargers, Dec 08, 2019 7 at Atlanta Falcons, Dec 22, 2019 |
| Net Punting Avg | 50.2 vs. Washington, Dec 16, 2018 49.5 vs. Denver Broncos, Sep 19, 2021 | Special Teams Tackles | 1 at Tennessee Titans, Sep 20, 2020 |
| Longest Punts | 72 vs. Washington, Dec 16, 2018 67 vs. Pittsburgh Steelers, Nov 22, 2020 | | |

2021 GAME-BY-GAME REGULAR-SEASON STATISTICS (JAGUARS)

| DATE | OPPONENT | | NO. | YDS. | AVG. | OPP. RET. | YDS. | NET YDS. | AVG | TB | IN20 | LG | BK | W/L | SCORE |
|--------------------|-----------|---|----------|-----------|------------|-------------|----------|-----------|------------|-------------|----------|----------|-----------|----------|------------|
| 09/12 | at Texans | P | 6 | 297 | 49.5 | 3 | 17 | 280 | 46.7 | 0 | 1 | 58 | 0 | L | 21-37 |
| 09/19 | Broncos | P | 4 | 227 | 56.8 | 2 | 29 | 198 | 49.5 | 0 | 1 | 64 | 0 | L | 13-23 |
| 09/26 | Cardinals | P | 6 | 289 | 48.2 | 2 | 27 | 262 | 43.7 | 0 | 3 | 56 | 0 | L | 19-31 |
| 2021 TOTALS | | | 3 | 16 | 813 | 50.8 | 7 | 73 | 740 | 46.3 | 0 | 5 | 64 | 0 | 0-3 |

2020 GAME-BY-GAME REGULAR-SEASON STATISTICS (JAGUARS)

| DATE | OPPONENT | | NO. | YDS. | AVG. | OPP. RET. | YDS. | NET YDS. | AVG | TB | IN20 | LG | BK | W/L | SCORE |
|--------------------|-------------|---|-----------|-----------|--------------|-------------|-----------|------------|--------------|-------------|----------|-----------|-----------|----------|-------------|
| 09/13 | Colts | P | 3 | 136 | 45.3 | 0 | 0 | 136 | 45.3 | 0 | 1 | 53 | 0 | W | 27-20 |
| 09/20 | at Titans | P | 2 | 80 | 40.0 | 1 | 0 | 80 | 40.0 | 0 | 1 | 45 | 0 | L | 30-33 |
| 09/24 | Dolphins | P | 3 | 157 | 52.3 | 2 | 28 | 109 | 36.3 | 1 | 0 | 63 | 0 | L | 13-31 |
| 10/04 | at Bengals | P | 2 | 88 | 44.0 | 0 | 0 | 88 | 44.0 | 0 | 0 | 46 | 0 | L | 25-33 |
| 10/11 | at Texans | P | 3 | 143 | 47.7 | 1 | 9 | 134 | 44.7 | 0 | 3 | 52 | 0 | L | 14-30 |
| 10/18 | Lions | P | 2 | 76 | 38.0 | 0 | 0 | 76 | 38.0 | 0 | 0 | 47 | 0 | L | 16-34 |
| 10/25 | at Chargers | P | 5 | 227 | 45.4 | 3 | 7 | 220 | 44.0 | 0 | 2 | 58 | 0 | L | 29-39 |
| 11/08 | Texans | P | 5 | 234 | 46.8 | 0 | 0 | 234 | 46.8 | 0 | 3 | 56 | 0 | L | 25-27 |
| 11/15 | at Packers | P | 6 | 275 | 45.8 | 1 | 7 | 248 | 41.3 | 1 | 4 | 59 | 0 | L | 20-24 |
| 11/22 | Steelers | P | 6 | 324 | 54.0 | 3 | 19 | 285 | 47.5 | 1 | 1 | 67 | 0 | L | 3-27 |
| 11/29 | Browns | P | 3 | 137 | 45.7 | 1 | 4 | 133 | 44.3 | 0 | 3 | 51 | 0 | L | 25-27 |
| 12/06 | at Vikings | P | 5 | 258 | 51.6 | 3 | 21 | 217 | 43.4 | 1 | 0 | 60 | 0 | L | 24-27+ |
| 12/13 | Titans | P | 4 | 199 | 49.8 | 2 | 13 | 166 | 41.5 | 1 | 0 | 62 | 0 | L | 10-31 |
| 12/20 | at Ravens | | | | | | | | | | | | | L | 14-40 |
| 12/27 | Bears | | | | | | | | | | | | | L | 17-41 |
| 01/03 | at Colts | P | 7 | 335 | 47.9 | 4 | 40 | 295 | 42.1 | 0 | 1 | 61 | 0 | L | 14-28 |
| 2020 TOTALS | | | 14 | 56 | 2,669 | 47.7 | 21 | 148 | 2,421 | 43.2 | 5 | 19 | 67 | 0 | 1-15 |

+ - Overtime





LUKE FARRELL | 89



POSITION: TIGHT END
HT: 6-5 | **WT:** 250 | **DOB:** 10-14-1997
COLLEGE: OHIO STATE
HOMETOWN: PERRY, OHIO
ACQ: D5-'21
EXP: R

@LukeFarrell89
 @lukefarrell89

KEY TRANSACTIONS

- Originally selected in the fifth round (145th overall) in the 2021 Draft

PRO

2021 (Jaguars)

- 9/26 vs. ARI:** Saw action on offense and recorded one reception
- 9/19 vs DEN:** Saw action on offense and special teams in home debut... Recorded a 6-yard catch, his first career reception
- 9/12 at HOU:** Appeared on offense and special teams in NFL debut

COLLEGE

- Played in 44 games for the Buckeyes and started 32 times
- Collegiate totals include 34 career receptions for 380 yards, four touchdowns and an 11.2 yards per reception average

2020

- Finished 2020 with five receptions for 37 yards and one score
- His one touchdown came in the College Football Playoff semifinal versus Clemson
- Member of the 2020 Mackey Award Preseason Watch List

2019

- Totaled 119 receiving yards on seven receptions
- Scored two touchdowns in 2019 – versus Michigan State and Rutgers

2018

- Recorded a career-high 20 receptions for 205 yards and one touchdown
- Led the team's tight ends with 20 receptions for 205 yards as a third-year sophomore in 2018
- He caught a pass in eight of the last nine games for the Big Ten champion Buckeyes, including career-bests of four receptions against both Purdue and Maryland

2017

- Hauled in two catches for 19 yards
- OSU Scholar-Athlete and Academic All-Big Ten Conference

PERSONAL

- Farrell was an Associated Press All-State selection as a senior in 2015 after catching 33 passes for 446 yards at Perry High School
- Played for Head Coach Urban Meyer for two years at Ohio State and is the ninth tight end to be drafted in Jaguars history
- Graduated with his degree in human development and family studies
- Is the son of Kelly and Matt Farrell
- Has an older brother, Nolan, who attended Ohio State, and a sister, Celeste

LUKE FARRELL'S NFL REGULAR SEASON RUSHING/RECEIVING STATISTICS

| DATE | TEAM | RECEIVING | | | | | | | RUSHING | | | | |
|-------------------|---------|-----------|----------|----------|----------|------------|----------|----------|----------|----------|------------|----------|----------|
| | | GP | GS | NO. | YDS. | AVG. | LG | TD | NO. | YDS. | AVG. | LG | TD |
| 2021 | Jaguars | 3 | 0 | 2 | 5 | 2.5 | 6 | 0 | 0 | 0 | 0.0 | 0 | 0 |
| NFL TOTALS | | 3 | 0 | 2 | 5 | 2.5 | 6 | 0 | 0 | 0 | 0.0 | 0 | 0 |

LUKE FARRELL'S NFL REGULAR SEASON RETURN STATISTICS

| DATE | TEAM | KICKOFF RETURNS | | | | | PUNT RETURNS | | | | | |
|-------------------|---------|-----------------|----------|------------|----------|----------|--------------|----------|----------|------------|----------|----------|
| | | RET. | YDS. | AVG. | LG | TD | NO. | FC | YDS. | AVG. | LG | TD |
| 2021 | Jaguars | 0 | 0 | 0.0 | 0 | 0 | 0 | 0 | 0 | 0.0 | 0 | 0 |
| NFL TOTALS | | 0 | 0 | 0.0 | 0 | 0 | 0 | 0 | 0 | 0.0 | 0 | 0 |

SINGLE-GAME HIGHS: RECEIVING

Receptions 1 vs. Denver Broncos, Sep 19, 2021 **Longest Receptions** 6 vs. Denver Broncos, Sep 19, 2021
Receiving Yards 6 vs. Denver Broncos, Sep 19, 2021 **All-Purpose Yards** 6 vs. Denver Broncos, Sep 19, 2021



2021 GAME-BY-GAME REGULAR-SEASON STATISTICS (JAGUARS)

| DATE | OPPONENT | P/S | RECEIVING | | | | | RUSHING | | | | | W/L | SCORE |
|--------------------|-----------|------------|-----------|----------|------------|----------|----------|----------|----------|------------|----------|----------|------------|-------|
| | | | NO. | YDS. | AVG. | LG | TD | NO. | YDS. | AVG. | LG | TD | | |
| 09/12 | at Texans | P | 0 | 0 | 0.0 | 0 | 0 | 0 | 0 | 0.0 | 0 | 0 | L | 21-37 |
| 09/19 | Broncos | P | 1 | 6 | 6.0 | 6 | 0 | 0 | 0 | 0.0 | 0 | 0 | L | 13-23 |
| 09/26 | Cardinals | P | 1 | -1 | -1.0 | -1 | 0 | 0 | 0 | 0.0 | 0 | 0 | L | 19-31 |
| 2021 TOTALS | | 3-0 | 2 | 5 | 2.5 | 6 | 0 | 0 | 0 | 0.0 | 0 | 0 | 0-3 | |

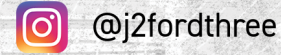




RUDY FORD | 5



POSITION: SAFETY
HT: 6-0 | **WT:** 210 | **DOB:** 11-1-1994
COLLEGE: AUBURN
HOMETOWN: NEW HOPE, ALA.
ACQ: UFA (PHI)-21
EXP: 5th YEAR



KEY TRANSACTIONS

- Originally drafted by Arizona in the sixth round (208th overall) of the 2017 Draft
- Traded to Philadelphia on 8/22/19
- Signed by Jacksonville as a free agent on 3/17/21

PRO

2021 (Jaguars)

- 9/26 vs. ARI:** Saw action on defense and special teams... Recorded three solo tackles
- 9/19 vs. DEN:** Saw action on defense and special teams... Recorded three total tackles and downed one punt inside the 20
- 9/12 at HOU:** Saw action on defense and special teams... Recorded three total tackles

2020 (Eagles)

- Saw action in eight games with one start in final regular season contest against Washington
- Recorded four total tackles (three solo) and 13 special teams tackles

2019 (Eagles)

- Appeared in 10 games in first season in Philadelphia mostly on special teams
- Finished the season with three total tackles (one solo) and five special teams tackles
- 11/17 vs. NE:** Saw action at safety and recorded three total tackles (one solo)

2018 (Cardinals)

- Totaled four tackles on defense and eight stops on special teams in 13 games
- 10/18 vs. DEN:** Made his first-career start registering three tackles and one special teams tackle

2017 (Cardinals)

- Played on special teams in the first 10 games and totaled five special teams tackles before suffering a season-ending knee injury
- 9/10 at DET:** Notched a special teams tackle in his NFL debut

COLLEGE

- In four seasons at Auburn, Ford appeared in 52 games (34 starts) and totaled 275 tackles, 1.5 sacks, 11.5 tackles for loss, five INTs, three forced fumbles and a fumble recovery
- Led the Tigers in tackles in both 2014 (93) and 2015 (118)

PERSONAL

- Attended New Hope (Big Cove, Ala.) High School where he gained 1,669 yards and scored 27 TDs as a senior
- Class 3A first-team all-state selection, was also chosen to play in the Alabama-Mississippi All-Star game
- Named the top running back prospect in Alabama on Rivals.com
- Real first name is Johnathan, was given the nickname "Rudy" as a child by his uncle Phillip

RUDY FORD'S NFL REGULAR SEASON DEFENSIVE STATISTICS

| DATE | TEAM | GP | GS | TACKLES | | | | | | | INTERCEPTIONS | | | | | O. FUMB | | | | ST | | | | MISC | | | |
|-------------------|-----------|-----------|----------|-----------|-----------|----------|----------|----------|------------|------------|---------------|----------|----------|----------|----------|----------|----------|----------|----------|----------|-----------|-----------|----------|----------|----------|----------|----------|
| | | | | TK | S | A | TFL | YDS | SK | YDS | QBH | NO | YDS | LG | TD | PD | FF | FR | TD | YDS | TK | S | A | FF | FR | S | A |
| 2017 | Cardinals | 10 | 0 | 0 | 0 | 0 | 0 | 0 | 0.0 | 0.0 | 0 | 0 | 0 | 0 | 0 | 0 | 0 | 0 | 0 | 0 | 5 | 5 | 0 | 0 | 0 | 0 | 0 |
| 2018 | Cardinals | 13 | 1 | 4 | 2 | 2 | 0 | 0 | 0.0 | 0.0 | 0 | 0 | 0 | 0 | 0 | 0 | 0 | 0 | 0 | 0 | 8 | 7 | 1 | 0 | 0 | 0 | 0 |
| 2019 | Eagles | 10 | 0 | 2 | 1 | 1 | 0 | 0 | 0.0 | 0.0 | 0 | 0 | 0 | 0 | 0 | 0 | 0 | 0 | 0 | 0 | 4 | 2 | 2 | 0 | 0 | 0 | 0 |
| 2020 | Eagles | 8 | 1 | 4 | 3 | 1 | 1 | 1 | 0.0 | 0.0 | 0 | 0 | 0 | 0 | 0 | 0 | 0 | 0 | 0 | 0 | 11 | 10 | 1 | 0 | 0 | 0 | 0 |
| 2021 | Jaguars | 3 | 0 | 9 | 8 | 1 | 0 | 0 | 0.0 | 0.0 | 0 | 0 | 0 | 0 | 0 | 0 | 0 | 0 | 0 | 0 | 0 | 0 | 0 | 0 | 0 | 0 | 0 |
| NFL TOTALS | | 44 | 2 | 19 | 14 | 5 | 1 | 1 | 0.0 | 0.0 | 0 | 0 | 0 | 0 | 0 | 0 | 0 | 0 | 0 | 0 | 28 | 24 | 4 | 0 | 0 | 0 | 0 |

RUDY FORD'S NFL POSTSEASON DEFENSIVE STATISTICS

| DATE | TEAM | GP | GS | TACKLES | | | | | | | INTERCEPTIONS | | | | | O. FUMB | | | | ST | | | | MISC | | | |
|-------------------|--------|----------|----------|----------|----------|----------|----------|----------|------------|------------|---------------|----------|----------|----------|----------|----------|----------|----------|----------|----------|----------|----------|----------|----------|----------|----------|----------|
| | | | | TK | S | A | TFL | YDS | SK | YDS | QBH | NO | YDS | LG | TD | PD | FF | FR | TD | YDS | TK | S | A | FF | FR | S | A |
| 2019 | Eagles | 0 | 0 | 0 | 0 | 0 | 0 | 0 | 0.0 | 0.0 | 0 | 0 | 0 | 0 | 0 | 0 | 0 | 0 | 0 | 0 | 0 | 0 | 0 | 0 | 0 | 0 | 0 |
| NFL TOTALS | | 0 | 0 | 0 | 0 | 0 | 0 | 0 | 0.0 | 0.0 | 0 | 0 | 0 | 0 | 0 | 0 | 0 | 0 | 0 | 0 | 0 | 0 | 0 | 0 | 0 | 0 | 0 |



SINGLE-GAME HIGHS: DEFENSIVE

Total Tackles 3 vs. Arizona Cardinals, Sep 26, 2021
 3 vs. Denver Broncos, Sep 19, 2021
 ...3 more at 3.

Special Teams Tackles 3 at Washington, Sep 13, 2020
 2 at New York Giants, Nov 15, 2020
 ...4 more at 2.

Tackles For Loss 1 at Dallas Cowboys, Dec 27, 2020


2021 GAME-BY-GAME REGULAR-SEASON STATISTICS (JAGUARS)

| DATE | OPPONENT | P/S | TACKLES | | | | | | | INTERCEPTIONS | | | | | O. FUMB | | | | ST | | | | MISC | | W/L | SCORE | | | |
|--------------------|-----------|------------|----------|----------|----------|------------|------------|----------|----------|---------------|----------|----------|----------|----------|----------|----------|----------|----------|----------|----------|----------|----------|----------|----------|----------|----------|----------|------------|-------|
| | | | TK | S | A | SK | YDS | TFL | YDS | QBH | NO | YDS | LG | TD | PD | FF | FR | TD | YDS | TK | S | A | FF | FR | | | S | A | |
| 09/12 | at Texans | P | 3 | 2 | 1 | 0.0 | 0.0 | 0 | 0 | 0 | 0 | 0 | 0 | 0 | 0 | 0 | 0 | 0 | 0 | 0 | 0 | 0 | 0 | 0 | 0 | 0 | 0 | L | 21-37 |
| 09/19 | Broncos | P | 3 | 3 | 0 | 0.0 | 0.0 | 0 | 0 | 0 | 0 | 0 | 0 | 0 | 0 | 0 | 0 | 0 | 0 | 0 | 0 | 0 | 0 | 0 | 0 | 0 | L | 13-23 | |
| 09/26 | Cardinals | P | 3 | 3 | 0 | 0.0 | 0.0 | 0 | 0 | 0 | 0 | 0 | 0 | 0 | 0 | 0 | 0 | 0 | 0 | 0 | 0 | 0 | 0 | 0 | 0 | L | 19-31 | | |
| 2021 TOTALS | | 3-0 | 9 | 8 | 1 | 0.0 | 0.0 | 0 | 0 | 0 | 0 | 0 | 0 | 0 | 0 | 0 | 0 | 0 | 0 | 0 | 0 | 0 | 0 | 0 | 0 | 0 | 0 | 0-3 | |

2020 GAME-BY-GAME REGULAR-SEASON STATISTICS (EAGLES)

| DATE | OPPONENT | P/S | TACKLES | | | | | | | INTERCEPTIONS | | | | | O. FUMB | | | | ST | | | | MISC | | W/L | SCORE | | |
|--------------------|---------------|------------|----------|----------|----------|------------|------------|----------|----------|---------------|----------|----------|----------|----------|----------|----------|----------|----------|----------|----------|----------|----------|----------|----------|----------|----------|---------------|-------|
| | | | TK | S | A | SK | YDS | TFL | YDS | QBH | NO | YDS | LG | TD | PD | FF | FR | TD | YDS | TK | S | A | FF | FR | | | S | A |
| 09/13 | at Washington | P | 0 | 0 | 0 | 0.0 | 0.0 | 0 | 0 | 0 | 0 | 0 | 0 | 0 | 0 | 0 | 0 | 0 | 0 | 0 | 0 | 0 | 0 | 0 | 0 | 0 | L | 17-27 |
| 09/20 | Rams | P | 0 | 0 | 0 | 0.0 | 0.0 | 0 | 0 | 0 | 0 | 0 | 0 | 0 | 0 | 0 | 0 | 0 | 0 | 0 | 0 | 0 | 0 | 0 | 0 | L | 19-37 | |
| 09/27 | Bengals | | | | | | | | | | | | | | | | | | | | | | | | | T | 23-23 | |
| 10/04 | at 49ers | P | 0 | 0 | 0 | 0.0 | 0.0 | 0 | 0 | 0 | 0 | 0 | 0 | 0 | 0 | 0 | 0 | 0 | 0 | 0 | 0 | 0 | 0 | 0 | 0 | W | 25-20 | |
| 10/11 | at Steelers | | | | | | | | | | | | | | | | | | | | | | | | | L | 29-38 | |
| 10/18 | Ravens | | | | | | | | | | | | | | | | | | | | | | | | | L | 28-30 | |
| 10/22 | Giants | | | | | | | | | | | | | | | | | | | | | | | | | W | 22-21 | |
| 11/01 | Cowboys | P | 0 | 0 | 0 | 0.0 | 0.0 | 0 | 0 | 0 | 0 | 0 | 0 | 0 | 0 | 0 | 0 | 0 | 0 | 0 | 0 | 0 | 0 | 0 | 0 | W | 23-9 | |
| 11/15 | at Giants | P | 0 | 0 | 0 | 0.0 | 0.0 | 0 | 0 | 0 | 0 | 0 | 0 | 0 | 0 | 0 | 0 | 0 | 0 | 0 | 0 | 0 | 0 | 0 | 0 | L | 17-27 | |
| 11/22 | at Browns | | | | | | | | | | | | | | | | | | | | | | | | | L | 17-22 | |
| 11/30 | Seahawks | | | | | | | | | | | | | | | | | | | | | | | | | L | 17-23 | |
| 12/06 | at Packers | | | | | | | | | | | | | | | | | | | | | | | | | L | 16-30 | |
| 12/13 | Saints | | | | | | | | | | | | | | | | | | | | | | | | | W | 24-21 | |
| 12/20 | at Cardinals | P | 0 | 0 | 0 | 0.0 | 0.0 | 0 | 0 | 0 | 0 | 0 | 0 | 0 | 0 | 0 | 0 | 0 | 0 | 0 | 0 | 0 | 0 | 0 | 0 | L | 26-33 | |
| 12/27 | at Cowboys | P | 1 | 1 | 0 | 0.0 | 0.0 | 1 | 1 | 0 | 0 | 0 | 0 | 0 | 0 | 0 | 0 | 0 | 0 | 0 | 0 | 0 | 0 | 0 | 0 | L | 17-37 | |
| 01/03 | Washington | S | 3 | 2 | 1 | 0.0 | 0.0 | 0 | 0 | 0 | 0 | 0 | 0 | 0 | 0 | 0 | 0 | 0 | 0 | 0 | 0 | 0 | 0 | 0 | 0 | L | 14-20 | |
| 2020 TOTALS | | 8-1 | 4 | 3 | 1 | 0.0 | 0.0 | 1 | 1 | 0 | 0 | 0 | 0 | 0 | 0 | 0 | 0 | 0 | 0 | 0 | 0 | 0 | 0 | 0 | 0 | 0 | 4-11-1 | |






ADAM GOTSIS | 96



POSITION: DEFENSIVE LINEMAN
HT: 6-4 | **WT:** 290 | **DOB:** 9-23-1992
COLLEGE: GEORGIA TECH
HOMETOWN: MELBOURNE, AUSTRALIA
ACQ: FA-'21
EXP: 6th YEAR

 @gotsis96

 @adamgotsis

KEY TRANSACTIONS

- Originally drafted by Denver in the second round (63rd overall) of the 2016 NFL Draft
- Signed by Jacksonville on 8/2/20

PRO

2021 (Jaguars)

- 9/26 vs. ARI:** Started at defensive end and recorded four total tackles (two solo) including one tackle for loss
- 9/19 vs. DEN:** Saw action along the defensive line and recorded two total tackles (two solo) including 1.0 sack, and two QB hits
- 9/12 at HOU:** Inactive

2020 (Jaguars)

- Saw action in all 16 games, starting 13... Totaled 37 tackles (18 solo), four tackles for loss, three passes defended and one forced fumble
- 10/18 vs. DET:** Started at defensive end and posted two tackles, including one tackle for loss and one pass defended
- 12/13 vs. TEN:** Made his 40th career start at defensive end, assisting on three tackles and notching one tackle for loss

2019 (Broncos)

- Appeared in nine games with three starts before missing the last three contests due to a knee injury

2018 (Broncos)

- Played in all 16 games and registered 38 tackles (25 solo), six passes defended and 3.0 sacks
- 12/15 vs. CLE:** Tied a career high with six tackles, including a strip sack and a fourth-down tackle for loss in the fourth quarter

2017 (Broncos)

- Totaled 41 tackles (28 solo), four passes defended and 2.0 sacks

2016 (Broncos)

- Tallied 14 tackles (five solo), one pass defended and one fumble recovery in his rookie season

COLLEGE

- Appeared in 48 games (37 starts), totaling 110 tackles (69 solo), 12.5 sacks, two INTs, two fumble recoveries and four blocked kicks
- Named to the All-ACC Second Team by both the media and coaches as a junior

PERSONAL

- Attended Kew High School in Abbotsford, Victoria, Australia
- Competed in Australian Rules Football for eight years before playing American Rules Football in the Gridiron Victoria (club league with 13 teams across the state of Victoria) for the Monash Warriors in Melbourne
- Became the highest-drafted Australian-born player in NFL history

ADAM GOTSIS' NFL REGULAR SEASON DEFENSIVE STATISTICS

| DATE | TEAM | GP | GS | TACKLES | | | | | | | INTERCEPTIONS | | | | | O. FUMB | | | | ST | | | MISC | | | | | |
|-------------------|---------|-----------|-----------|------------|-----------|-----------|-----------|-----------|------------|-------------|---------------|----------|----------|----------|----------|-----------|----------|----------|----------|----------|----------|----------|----------|----------|----------|----------|----------|----------|
| | | | | TK | S | A | TFL | YDS | SK | YDS | QBH | NO | YDS | LG | TD | PD | FF | FR | TD | YDS | TK | S | A | FF | FR | S | A | |
| 2016 | Broncos | 16 | 0 | 14 | 5 | 9 | 0 | 0 | 0.0 | 0.0 | 3 | 0 | 0 | 0 | 0 | 1 | 0 | 1 | 0 | 0 | 0 | 0 | 0 | 0 | 0 | 0 | 0 | |
| 2017 | Broncos | 16 | 13 | 41 | 28 | 13 | 4 | 10 | 2.0 | 4.0 | 5 | 0 | 0 | 0 | 0 | 4 | 0 | 1 | 0 | 0 | 0 | 0 | 0 | 0 | 0 | 0 | 0 | |
| 2018 | Broncos | 16 | 12 | 38 | 25 | 13 | 4 | 16 | 3.0 | 17.0 | 7 | 0 | 0 | 0 | 0 | 6 | 2 | 1 | 0 | 0 | 0 | 0 | 0 | 0 | 0 | 0 | 0 | |
| 2019 | Broncos | 9 | 3 | 16 | 11 | 5 | 1 | 2 | 0.0 | 0.0 | 0 | 0 | 0 | 0 | 0 | 2 | 0 | 0 | 0 | 0 | 0 | 0 | 0 | 0 | 0 | 0 | 0 | |
| 2020 | Jaguars | 16 | 14 | 37 | 18 | 19 | 4 | 12 | 0.0 | 0.0 | 3 | 0 | 0 | 0 | 0 | 3 | 1 | 0 | 0 | 0 | 0 | 0 | 0 | 0 | 0 | 0 | 0 | |
| 2021 | Jaguars | 2 | 1 | 6 | 4 | 2 | 2 | 12 | 1.0 | 9.0 | 2 | 0 | 0 | 0 | 0 | 0 | 0 | 0 | 0 | 0 | 0 | 0 | 0 | 0 | 0 | 0 | 0 | |
| NFL TOTALS | | 75 | 43 | 152 | 91 | 61 | 15 | 52 | 6.0 | 30.0 | 20 | 0 | 0 | 0 | 0 | 16 | 3 | 3 | 0 | 0 | 0 | 0 | 0 | 0 | 0 | 0 | 0 | 0 |



SINGLE-GAME HIGHS: DEFENSIVE

Total Tackles 6 vs. Cleveland Browns, Dec 15, 2018
6 at Indianapolis Colts, Dec 14, 2017

Sacks 1.0 vs. Denver Broncos, Sep 19, 2021
1.0 at Oakland Raiders, Dec 24, 2018
...4 more at 1.0.

Passes Defensed 2 vs. Seattle Seahawks, Sep 09, 2018
2 vs. Cincinnati Bengals, Nov 19, 2017

Forced Fumbles 1 at Baltimore Ravens, Dec 20, 2020
1 vs. Cleveland Browns, Dec 15, 2018
...1 more at 1.

Fumble Recoveries 1 at New York Jets, Oct 07, 2018
1 vs. New York Jets, Dec 10, 2017
...1 more at 1.

Tackles For Loss 1 vs. Arizona Cardinals, Sep 26, 2021
1 vs. Denver Broncos, Sep 19, 2021
...13 more at 1.

2021 GAME-BY-GAME REGULAR-SEASON STATISTICS (JAGUARS)

| DATE | OPPONENT | P/S | TACKLES | | | | | | | INTERCEPTIONS | | | | | O. FUMB | | | | ST | | | MISC | | W/L | SCORE | | |
|--------------------|-----------|------------|----------|----------|----------|------------|------------|----------|-----------|---------------|----------|----------|----------|----------|----------|----------|----------|----------|----------|----------|----------|----------|----------|----------|----------|------------|-------|
| | | | TK | S | A | SK | YDS | TFL | YDS | QBH | NO | YDS | LG | TD | PD | FF | FR | TD | YDS | TK | S | A | FF | | | FR | S |
| 09/12 | at Texans | | INACTIVE | | | | | | | | | | | | | | | | | | | | L | 21-37 | | | |
| 09/19 | Broncos | P | 2 | 2 | 0 | 1.0 | 9.0 | 1 | 9 | 2 | 0 | 0 | 0 | 0 | 0 | 0 | 0 | 0 | 0 | 0 | 0 | 0 | 0 | 0 | 0 | L | 13-23 |
| 09/26 | Cardinals | S | 4 | 2 | 2 | 0.0 | 0.0 | 1 | 3 | 0 | 0 | 0 | 0 | 0 | 0 | 0 | 0 | 0 | 0 | 0 | 0 | 0 | 0 | 0 | L | 19-31 | |
| 2021 TOTALS | | 2-1 | 6 | 4 | 2 | 1.0 | 9.0 | 2 | 12 | 2 | 0 | 0 | 0 | 0 | 0 | 0 | 0 | 0 | 0 | 0 | 0 | 0 | 0 | 0 | 0 | 0-3 | |

2020 GAME-BY-GAME REGULAR-SEASON STATISTICS (JAGUARS)

| DATE | OPPONENT | P/S | TACKLES | | | | | | | INTERCEPTIONS | | | | | O. FUMB | | | | ST | | | MISC | | W/L | SCORE | | |
|--------------------|-------------|--------------|-----------|-----------|-----------|------------|------------|----------|-----------|---------------|----------|----------|----------|----------|----------|----------|----------|----------|----------|----------|----------|----------|----------|----------|-------------|--------|-------|
| | | | TK | S | A | SK | YDS | TFL | YDS | QBH | NO | YDS | LG | TD | PD | FF | FR | TD | YDS | TK | S | A | FF | | | FR | S |
| 09/13 | Colts | S | 3 | 1 | 2 | 0.0 | 0.0 | 0 | 0 | 0 | 0 | 0 | 0 | 0 | 0 | 0 | 0 | 0 | 0 | 0 | 0 | 0 | 0 | 0 | 0 | W | 27-20 |
| 09/20 | at Titans | S | 4 | 3 | 1 | 0.0 | 0.0 | 1 | 7 | 0 | 0 | 0 | 0 | 0 | 0 | 0 | 0 | 0 | 0 | 0 | 0 | 0 | 0 | 0 | 0 | L | 30-33 |
| 09/24 | Dolphins | S | 2 | 1 | 1 | 0.0 | 0.0 | 1 | 1 | 0 | 0 | 0 | 0 | 0 | 0 | 0 | 0 | 0 | 0 | 0 | 0 | 0 | 0 | 0 | L | 13-31 | |
| 10/04 | at Bengals | S | 0 | 0 | 0 | 0.0 | 0.0 | 0 | 0 | 0 | 0 | 0 | 0 | 0 | 0 | 0 | 0 | 0 | 0 | 0 | 0 | 0 | 0 | 0 | L | 25-33 | |
| 10/11 | at Texans | P | 2 | 1 | 1 | 0.0 | 0.0 | 0 | 0 | 0 | 0 | 0 | 0 | 0 | 0 | 0 | 0 | 0 | 0 | 0 | 0 | 0 | 0 | 0 | L | 14-30 | |
| 10/18 | Lions | S | 2 | 2 | 0 | 0.0 | 0.0 | 1 | 2 | 0 | 0 | 0 | 0 | 0 | 1 | 0 | 0 | 0 | 0 | 0 | 0 | 0 | 0 | 0 | L | 16-34 | |
| 10/25 | at Chargers | S | 1 | 0 | 1 | 0.0 | 0.0 | 0 | 0 | 0 | 0 | 0 | 0 | 0 | 0 | 0 | 0 | 0 | 0 | 0 | 0 | 0 | 0 | 0 | L | 29-39 | |
| 11/08 | Texans | S | 1 | 1 | 0 | 0.0 | 0.0 | 1 | 2 | 0 | 0 | 0 | 0 | 0 | 0 | 0 | 0 | 0 | 0 | 0 | 0 | 0 | 0 | 0 | L | 25-27 | |
| 11/15 | at Packers | S | 5 | 0 | 5 | 0.0 | 0.0 | 0 | 0 | 0 | 0 | 0 | 0 | 0 | 0 | 0 | 0 | 0 | 0 | 0 | 0 | 0 | 0 | 0 | L | 20-24 | |
| 11/22 | Steelers | S | 1 | 0 | 1 | 0.0 | 0.0 | 0 | 0 | 1 | 0 | 0 | 0 | 0 | 0 | 0 | 0 | 0 | 0 | 0 | 0 | 0 | 0 | 0 | L | 3-27 | |
| 11/29 | Browns | S | 5 | 3 | 2 | 0.0 | 0.0 | 0 | 0 | 0 | 0 | 0 | 0 | 0 | 0 | 0 | 0 | 0 | 0 | 0 | 0 | 0 | 0 | 0 | L | 25-27 | |
| 12/06 | at Vikings | S | 1 | 0 | 1 | 0.0 | 0.0 | 0 | 0 | 1 | 0 | 0 | 0 | 0 | 0 | 0 | 0 | 0 | 0 | 0 | 0 | 0 | 0 | 0 | L | 24-27+ | |
| 12/13 | Titans | S | 3 | 0 | 3 | 0.0 | 0.0 | 0 | 0 | 1 | 0 | 0 | 0 | 0 | 0 | 0 | 0 | 0 | 0 | 0 | 0 | 0 | 0 | 0 | L | 10-31 | |
| 12/20 | at Ravens | S | 4 | 3 | 1 | 0.0 | 0.0 | 0 | 0 | 0 | 0 | 0 | 0 | 0 | 1 | 1 | 0 | 0 | 0 | 0 | 0 | 0 | 0 | 0 | L | 14-40 | |
| 12/27 | Bears | S | 1 | 1 | 0 | 0.0 | 0.0 | 0 | 0 | 0 | 0 | 0 | 0 | 0 | 0 | 0 | 0 | 0 | 0 | 0 | 0 | 0 | 0 | 0 | L | 17-41 | |
| 01/03 | at Colts | P | 2 | 2 | 0 | 0.0 | 0.0 | 0 | 0 | 0 | 0 | 0 | 0 | 0 | 1 | 0 | 0 | 0 | 0 | 0 | 0 | 0 | 0 | 0 | L | 14-28 | |
| 2020 TOTALS | | 16-14 | 37 | 18 | 19 | 0.0 | 0.0 | 4 | 12 | 3 | 0 | 0 | 0 | 0 | 3 | 1 | 0 | 0 | 0 | 0 | 0 | 0 | 0 | 0 | 1-15 | | |

+ - Overtime





SHAQUILL GRIFFIN | 26



POSITION: CORNERBACK
HT: 6-0 | **WT:** 200 | **DOB:** 7-20-1995
COLLEGE: CENTRAL FLORIDA
HOMETOWN: ST. PETERSBURG, FLA.
ACQ: UFA (SEA)-'21
EXP: 5th YEAR

@ShaquillG
 @shaquillg

KEY TRANSACTIONS

- Originally drafted by Seattle in the third round (90th overall) of the 2017 draft
- Signed by Jacksonville as an unrestricted free agent on 3/16/21

PRO

2021 (Jaguars)

- Voted a team captain for the 2021 season
- 9/26 vs. ARI:** Started at cornerback and recorded six total tackles (five solo)
- 9/19 vs. DEN:** Started at left cornerback in home Jaguars debut... Recorded five total tackles (three solo) and one pass defended
- 9/12 at HOU:** Started at left cornerback in Jaguars debut... Had four total tackles (three solo) and one pass defended

2020 (Seahawks)

- Played and started in 12 games... Recorded 63 total tackles and a career-high three interceptions
- 09/27 vs. DAL:** Hauled in first interception of the season
- 10/04 at MIA:** Had an interception in back-to-back games for the first time in his career
- 12/20 at WAS:** Recorded third INT of the season, a single-season career high

2019 (Seahawks)

- Was named to his first Pro Bowl as an injury replacement
- Started 14 games and had a career-high 65 total tackles and 13 passes defended

2018 (Seahawks)

- Started in all 16 games
- Finished the season with 62 total tackles, 8 passes defended and 2 interceptions

2017 (Seahawks)

- Started 11 of 15 games played in his rookie season
- 12/31 vs. ARI:** Recorded his first career interception

COLLEGE

- In four seasons, Griffin played in 46 career games and totaled 125 tackles, 36 passes defended and seven interceptions
- He also ran two picks back for touchdowns and blocked one kick as a Knight

PERSONAL

- Coached by Cory Moore at Lakewood High School, which advanced to the 2012 5A regional semifinals
- Received three stars from Rivals and ESPN... Ranked as the No. 57 cornerback in the nation by Rivals and No. 104 by ESPN
- Earned a spot on the 2012 class 5A all-state first team... Recorded three interceptions with 44 tackles, 12 break-ups, three forced fumbles and scored five touchdowns for the Spartans in 2012
- With twin brother, Shaquem, started their own track club in St. Petersburg
- Played little league football with Jaguars teammate Rayshawn Jenkins
- Was born a minute before Shaquem, with whom he played with at Central Florida

SHAQUILL GRIFFIN'S NFL REGULAR SEASON DEFENSIVE STATISTICS

| DATE | TEAM | GP | GS | TACKLES | | | | | | INTERCEPTIONS | | | | | | O. FUMB | | | | ST | | | | MISC | | | |
|-------------------|----------|-----------|-----------|------------|------------|-----------|----------|-----------|------------|---------------|----------|----------|-----------|-----------|----------|-----------|----------|----------|----------|----------|----------|----------|----------|----------|----------|----------|----------|
| | | | | TK | S | A | TFL | YDS | SK | YDS | QBH | NO | YDS | LG | TD | PD | FF | FR | TD | YDS | TK | S | A | FF | FR | S | A |
| 2017 | Seahawks | 15 | 11 | 58 | 50 | 8 | 2 | 7 | 1.0 | 5.0 | 1 | 1 | 0 | 0 | 0 | 15 | 0 | 0 | 0 | 0 | 1 | 0 | 1 | 0 | 0 | 0 | 0 |
| 2018 | Seahawks | 16 | 16 | 62 | 55 | 7 | 3 | 6 | 0.0 | 0.0 | 0 | 2 | 8 | 8 | 0 | 8 | 0 | 0 | 0 | 0 | 0 | 0 | 0 | 0 | 0 | 0 | |
| 2019 | Seahawks | 14 | 14 | 65 | 45 | 20 | 2 | 2 | 0.0 | 0.0 | 0 | 0 | 0 | 0 | 0 | 13 | 0 | 0 | 0 | 0 | 0 | 0 | 0 | 0 | 0 | 0 | |
| 2020 | Seahawks | 12 | 12 | 63 | 53 | 10 | 2 | 2 | 0.0 | 0.0 | 0 | 3 | 20 | 16 | 0 | 12 | 0 | 0 | 0 | 0 | 0 | 0 | 0 | 0 | 0 | 0 | |
| 2021 | Jaguars | 3 | 3 | 15 | 11 | 4 | 0 | 0 | 0.0 | 0.0 | 0 | 0 | 0 | 0 | 0 | 2 | 0 | 0 | 0 | 0 | 0 | 0 | 0 | 0 | 0 | 0 | |
| NFL TOTALS | | 60 | 56 | 263 | 214 | 49 | 9 | 17 | 1.0 | 5.0 | 1 | 6 | 28 | 16 | 0 | 50 | 0 | 0 | 0 | 0 | 1 | 0 | 1 | 0 | 0 | 0 | 0 |

SHAQUILL GRIFFIN'S NFL POSTSEASON DEFENSIVE STATISTICS

| DATE | TEAM | GP | GS | TACKLES | | | | | | INTERCEPTIONS | | | | | | O. FUMB | | | | ST | | | | MISC | | | |
|-------------------|----------|----------|----------|-----------|-----------|----------|----------|----------|------------|---------------|----------|----------|----------|----------|----------|----------|----------|----------|----------|----------|----------|----------|----------|----------|----------|----------|----------|
| | | | | TK | S | A | TFL | YDS | SK | YDS | QBH | NO | YDS | LG | TD | PD | FF | FR | TD | YDS | TK | S | A | FF | FR | S | A |
| 2018 | Seahawks | 1 | 1 | 4 | 4 | 0 | 0 | 0 | 0.0 | 0.0 | 0 | 0 | 0 | 0 | 0 | 2 | 0 | 0 | 0 | 0 | 0 | 0 | 0 | 0 | 0 | 0 | 0 |
| 2019 | Seahawks | 2 | 2 | 7 | 5 | 2 | 0 | 0 | 0.0 | 0.0 | 0 | 0 | 0 | 0 | 0 | 1 | 0 | 0 | 0 | 0 | 0 | 0 | 0 | 0 | 0 | 0 | |
| 2020 | Seahawks | 1 | 1 | 1 | 1 | 0 | 0 | 0 | 0.0 | 0.0 | 0 | 0 | 0 | 0 | 0 | 0 | 0 | 0 | 0 | 0 | 0 | 0 | 0 | 0 | 0 | 0 | |
| NFL TOTALS | | 4 | 4 | 12 | 10 | 2 | 0 | 0 | 0.0 | 0.0 | 0 | 0 | 0 | 0 | 0 | 3 | 0 | 0 | 0 | 0 | 0 | 0 | 0 | 0 | 0 | 0 | 0 |



SINGLE-GAME HIGHS: DEFENSIVE

Total Tackles 11 vs. Dallas Cowboys, Sep 27, 2020
10 at Green Bay Packers, Sep 10, 2017

Sacks 1.0 at Dallas Cowboys, Dec 24, 2017

Passes Defensed 3 at Miami Dolphins, Oct 04, 2020
3 at Cleveland Browns, Oct 13, 2019
...2 more at 3.

Tackles For Loss 1 vs. Los Angeles Rams, Dec 27, 2020
1 vs. New York Giants, Dec 06, 2020
...7 more at 1.

Interceptions 2 at Chicago Bears, Sep 17, 2018
1 at Washington, Dec 20, 2020
...3 more at 1.

Interception Return Yards 16 at Miami Dolphins, Oct 04, 2020
8 at Chicago Bears, Sep 17, 2018

Special Teams Tackles 1 at Tennessee Titans, Sep 24, 2017

SINGLE-GAME HIGHS - POSTSEASON: DEFENSIVE

Total Tackles 4 at Philadelphia Eagles, Jan 05, 2020
4 at Dallas Cowboys, Jan 05, 2019

Passes Defensed 2 at Dallas Cowboys, Jan 05, 2019
1 at Green Bay Packers, Jan 12, 2020

2021 GAME-BY-GAME REGULAR-SEASON STATISTICS (JAGUARS)

| DATE | OPPONENT | P/S | TACKLES | | | | | | | INTERCEPTIONS | | | | | O. FUMB | | | | ST | | | | MISC | | W/L | SCORE | | |
|--------------------|-----------|------------|-----------|-----------|----------|------------|------------|----------|----------|---------------|----------|----------|----------|----------|----------|----------|----------|----------|----------|----------|----------|----------|----------|----------|----------|------------|-------|-------|
| | | | TK | S | A | SK | YDS | TFL | YDS | QBH | NO | YDS | LG | TD | PD | FF | FR | TD | YDS | TK | S | A | FF | FR | | | S | A |
| 09/12 | at Texans | S | 4 | 3 | 1 | 0.0 | 0.0 | 0 | 0 | 0 | 0 | 0 | 0 | 0 | 1 | 0 | 0 | 0 | 0 | 0 | 0 | 0 | 0 | 0 | 0 | 0 | L | 21-37 |
| 09/19 | Broncos | S | 5 | 3 | 2 | 0.0 | 0.0 | 0 | 0 | 0 | 0 | 0 | 0 | 0 | 1 | 0 | 0 | 0 | 0 | 0 | 0 | 0 | 0 | 0 | 0 | L | 13-23 | |
| 09/26 | Cardinals | S | 6 | 5 | 1 | 0.0 | 0.0 | 0 | 0 | 0 | 0 | 0 | 0 | 0 | 0 | 0 | 0 | 0 | 0 | 0 | 0 | 0 | 0 | 0 | 0 | L | 19-31 | |
| 2021 TOTALS | | 3-3 | 15 | 11 | 4 | 0.0 | 0.0 | 0 | 0 | 0 | 0 | 0 | 0 | 2 | 0 | 0 | 0 | 0 | 0 | 0 | 0 | 0 | 0 | 0 | 0 | 0-3 | | |

2020 GAME-BY-GAME REGULAR-SEASON STATISTICS (SEAHAWKS)

| DATE | OPPONENT | P/S | TACKLES | | | | | | | INTERCEPTIONS | | | | | O. FUMB | | | | ST | | | | MISC | | W/L | SCORE | |
|--------------------|---------------|--------------|-----------|-----------|-----------|------------|------------|----------|----------|---------------|----------|-----------|-----------|----------|-----------|----------|----------|----------|----------|----------|----------|----------|----------|----------|----------|-------------|-------|
| | | | TK | S | A | SK | YDS | TFL | YDS | QBH | NO | YDS | LG | TD | PD | FF | FR | TD | YDS | TK | S | A | FF | FR | | | S |
| 09/13 | at Falcons | S | 7 | 4 | 3 | 0.0 | 0.0 | 0 | 0 | 0 | 0 | 0 | 0 | 0 | 1 | 0 | 0 | 0 | 0 | 0 | 0 | 0 | 0 | 0 | 0 | W | 38-25 |
| 09/20 | Patriots | S | 3 | 3 | 0 | 0.0 | 0.0 | 0 | 0 | 0 | 0 | 0 | 0 | 0 | 0 | 0 | 0 | 0 | 0 | 0 | 0 | 0 | 0 | 0 | 0 | W | 35-30 |
| 09/27 | Cowboys | S | 11 | 11 | 0 | 0.0 | 0.0 | 0 | 0 | 0 | 1 | 4 | 4 | 0 | 1 | 0 | 0 | 0 | 0 | 0 | 0 | 0 | 0 | 0 | 0 | W | 38-31 |
| 10/04 | at Dolphins | S | 1 | 0 | 1 | 0.0 | 0.0 | 0 | 0 | 0 | 1 | 16 | 16 | 0 | 3 | 0 | 0 | 0 | 0 | 0 | 0 | 0 | 0 | 0 | 0 | W | 31-23 |
| 10/11 | Vikings | S | 8 | 7 | 1 | 0.0 | 0.0 | 0 | 0 | 0 | 0 | 0 | 0 | 0 | 2 | 0 | 0 | 0 | 0 | 0 | 0 | 0 | 0 | 0 | 0 | W | 27-26 |
| 10/25 | at Cardinals | S | 4 | 3 | 1 | 0.0 | 0.0 | 0 | 0 | 0 | 0 | 0 | 0 | 0 | 0 | 0 | 0 | 0 | 0 | 0 | 0 | 0 | 0 | 0 | L | 34-37+ | |
| 11/01 | 49ers | | | | | | | | | | | | | | | | | | | | | | | | W | 37-27 | |
| 11/08 | at Bills | | | | | | | | | | | | | | | | | | | | | | | | L | 34-44 | |
| 11/15 | at Rams | | | | | | | | | | | | | | | | | | | | | | | | L | 16-23 | |
| 11/19 | Cardinals | | | | | | | | | | | | | | | | | | | | | | | | W | 28-21 | |
| 11/30 | at Eagles | S | 4 | 3 | 1 | 0.0 | 0.0 | 0 | 0 | 0 | 0 | 0 | 0 | 0 | 1 | 0 | 0 | 0 | 0 | 0 | 0 | 0 | 0 | 0 | 0 | W | 23-17 |
| 12/06 | Giants | S | 5 | 4 | 1 | 0.0 | 0.0 | 1 | 2 | 0 | 0 | 0 | 0 | 0 | 0 | 0 | 0 | 0 | 0 | 0 | 0 | 0 | 0 | 0 | 0 | L | 12-17 |
| 12/13 | Jets | S | 3 | 3 | 0 | 0.0 | 0.0 | 0 | 0 | 0 | 0 | 0 | 0 | 0 | 1 | 0 | 0 | 0 | 0 | 0 | 0 | 0 | 0 | 0 | 0 | W | 40-3 |
| 12/20 | at Washington | S | 4 | 4 | 0 | 0.0 | 0.0 | 0 | 0 | 0 | 1 | 0 | 0 | 0 | 2 | 0 | 0 | 0 | 0 | 0 | 0 | 0 | 0 | 0 | 0 | W | 20-15 |
| 12/27 | Rams | S | 7 | 5 | 2 | 0.0 | 0.0 | 1 | 0 | 0 | 0 | 0 | 0 | 0 | 1 | 0 | 0 | 0 | 0 | 0 | 0 | 0 | 0 | 0 | 0 | W | 20-9 |
| 01/03 | at 49ers | S | 6 | 6 | 0 | 0.0 | 0.0 | 0 | 0 | 0 | 0 | 0 | 0 | 0 | 0 | 0 | 0 | 0 | 0 | 0 | 0 | 0 | 0 | 0 | 0 | W | 26-23 |
| 2020 TOTALS | | 12-12 | 63 | 53 | 10 | 0.0 | 0.0 | 2 | 2 | 0 | 3 | 20 | 16 | 0 | 12 | 0 | 0 | 0 | 0 | 0 | 0 | 0 | 0 | 0 | 0 | 12-4 | |

+ - Overtime

2020 GAME-BY-GAME POSTSEASON STATISTICS (SEAHAWKS)

| DATE | OPPONENT | P/S | TACKLES | | | | | | | INTERCEPTIONS | | | | | O. FUMB | | | | ST | | | | MISC | | W/L | SCORE | |
|--------------------|----------|------------|----------|----------|----------|------------|------------|----------|----------|---------------|----------|----------|----------|----------|----------|----------|----------|----------|----------|----------|----------|----------|----------|----------|----------|------------|-------|
| | | | TK | S | A | SK | YDS | TFL | YDS | QBH | NO | YDS | LG | TD | PD | FF | FR | TD | YDS | TK | S | A | FF | FR | | | S |
| 01/09 | Rams | S | 1 | 1 | 0 | 0.0 | 0.0 | 0 | 0 | 0 | 0 | 0 | 0 | 0 | 0 | 0 | 0 | 0 | 0 | 0 | 0 | 0 | 0 | 0 | 0 | L | 20-30 |
| 2020 TOTALS | | 1-1 | 1 | 1 | 0 | 0.0 | 0.0 | 0 | 0 | 0 | 0 | 0 | 0 | 0 | 0 | 0 | 0 | 0 | 0 | 0 | 0 | 0 | 0 | 0 | 0 | 0-1 | |





DAVON HAMILTON | 52



POSITION: DEFENSIVE TACKLE
HT: 6-4 | **WT:** 335 | **DOB:** 2-1-1997
COLLEGE: OHIO STATE
HOMETOWN: PICKERINGTON, OHIO
ACQ: D3-'20
EXP: 2nd YEAR

@dmhamilton53

@davonhamilton53

KEY TRANSACTIONS

- Originally drafted by Jacksonville in the third round (73rd overall) of the 2020 draft

PRO

2021 (Jaguars)

- 9/26 vs. ARI:** Started at defensive tackle and recorded one total tackle
- 9/19 vs. DEN:** Saw action along the defensive line and recorded five total tackles (three solo)
- 9/12 at HOU:** Started at defensive tackle and saw action on special teams... Recorded four total tackles

2020 (Jaguars)

- Saw action in 11 games during his rookie campaign, starting five, and totaled 30 tackles (14 solo), 1.0 sack, one fumble recovery, one pass defense and one tackle for loss... Placed on injured reserve on Dec. 5 with a knee injury
- 10/4 at CIN:** Saw action at defensive tackle and collected a career-high five tackles
- 10/25 at LAC:** Started at defensive end and posted a career-high eight tackles, including one tackle for loss, and two quarterback hits

COLLEGE

- Played in 54 games with 17 starts during four seasons in Columbus, accumulating 21 tackles for loss and 7.0 sacks
- Competed at the 2020 Senior Bowl
- Posted 33 reps on the bench press at the 2020 Combine, the most of any defensive lineman

PERSONAL

- Named First-Team Associated Press All-State in 2014 after a 67-tackle, 13-tackle-for-loss season while helping Pickerington to an 11-1 record and into the second round of the state playoffs
- Named the Ohio Capital Conference's Ohio Division Player of the Year and Division I Central District Player of the Year as a senior
- Son of Sabrina and Damian Hamilton
- Younger brother, Ty, will be a sophomore at Ohio State this year

DAVON HAMILTON'S NFL REGULAR SEASON DEFENSIVE STATISTICS

| DATE | TEAM | GP | TACKLES | | | | | | | INTERCEPTIONS | | | | | O. FUMB | | | | ST | | | | MISC | | | | |
|-------------------|---------|-----------|----------|-----------|-----------|-----------|----------|-----------|------------|---------------|----------|----------|----------|----------|----------|----------|----------|----------|----------|----------|----------|----------|----------|----------|----------|----------|---|
| | | | GS | TK | S | A | TFL | YDS | SK | YDS | QBH | NO | YDS | LG | TD | PD | FF | FR | TD | YDS | TK | S | A | FF | FR | S | A |
| 2020 | Jaguars | 11 | 6 | 30 | 14 | 16 | 2 | 11 | 1.0 | 10.0 | 5 | 0 | 0 | 0 | 0 | 1 | 0 | 1 | 0 | 0 | 0 | 0 | 0 | 0 | 0 | 0 | 0 |
| 2021 | Jaguars | 3 | 2 | 10 | 3 | 7 | 0 | 0 | 0.0 | 0.0 | 0 | 0 | 0 | 0 | 0 | 0 | 0 | 0 | 0 | 0 | 0 | 0 | 0 | 0 | 0 | 0 | |
| NFL TOTALS | | 14 | 8 | 40 | 17 | 23 | 2 | 11 | 1.0 | 10.0 | 5 | 0 | 0 | 0 | 1 | 0 | 1 | 0 | 0 | 0 | 0 | 0 | 0 | 0 | 0 | 0 | |

SINGLE-GAME HIGHS: DEFENSIVE

Total Tackles 8 at Los Angeles Chargers, Oct 25, 2020
 5 vs. Denver Broncos, Sep 19, 2021
 ...1 more at 5.

Sacks 1.0 at Green Bay Packers, Nov 15, 2020

Passes Defensed 1 at Green Bay Packers, Nov 15, 2020

Fumble Recoveries 1 vs. Houston Texans, Nov 08, 2020

Tackles For Loss 1 at Green Bay Packers, Nov 15, 2020
 1 at Los Angeles Chargers, Oct 25, 2020

2021 GAME-BY-GAME REGULAR-SEASON STATISTICS (JAGUARS)

| DATE | OPPONENT | P/S | TACKLES | | | | | | | INTERCEPTIONS | | | | | O. FUMB | | | | ST | | | | MISC | | | | |
|--------------------|-----------|------------|-----------|----------|----------|------------|------------|----------|----------|---------------|----------|----------|----------|----------|----------|----------|----------|----------|----------|----------|----------|----------|----------|----------|----------|------------|-------|
| | | | TK | S | A | SK | YDS | TFL | YDS | QBH | NO | YDS | LG | TD | PD | FF | FR | TD | YDS | TK | S | A | FF | FR | S | A | W/L |
| 09/12 | at Texans | S | 4 | 0 | 4 | 0.0 | 0.0 | 0 | 0 | 0 | 0 | 0 | 0 | 0 | 0 | 0 | 0 | 0 | 0 | 0 | 0 | 0 | 0 | 0 | 0 | L | 21-37 |
| 09/19 | Broncos | P | 5 | 3 | 2 | 0.0 | 0.0 | 0 | 0 | 0 | 0 | 0 | 0 | 0 | 0 | 0 | 0 | 0 | 0 | 0 | 0 | 0 | 0 | 0 | 0 | L | 13-23 |
| 09/26 | Cardinals | S | 1 | 0 | 1 | 0.0 | 0.0 | 0 | 0 | 0 | 0 | 0 | 0 | 0 | 0 | 0 | 0 | 0 | 0 | 0 | 0 | 0 | 0 | 0 | L | 19-31 | |
| 2021 TOTALS | | 3-2 | 10 | 3 | 7 | 0.0 | 0.0 | 0 | 0 | 0 | 0 | 0 | 0 | 0 | 0 | 0 | 0 | 0 | 0 | 0 | 0 | 0 | 0 | 0 | 0 | 0-3 | |



2020 GAME-BY-GAME REGULAR-SEASON STATISTICS (JAGUARS)

| DATE | OPPONENT | P/S | TACKLES | | | | | | | | | INTERCEPTIONS | | | | | O. FUMB | | | | ST | | | | MISC | | W/L | SCORE | | | | | | | | | |
|--------------------|-------------|-----|-------------|-----------|-----------|-----------|------------|-------------|----------|-----------|----------|---------------|----------|----------|----------|----------|----------|----------|----------|----------|----------|----------|----------|----------|----------|----------|----------|----------|----------|----------|----------|----------|----------|-------------|--------|-------|-------|
| | | | TK | S | A | SK | YDS | TFL | YDS | QBH | NO | YDS | LG | TD | PD | FF | FR | TD | YDS | TK | S | A | FF | FR | S | A | | | | | | | | | | | |
| 09/13 | Colts | P | 2 | 2 | 0 | 0.0 | 0.0 | 0 | 0 | 0 | 0 | 0 | 0 | 0 | 0 | 0 | 0 | 0 | 0 | 0 | 0 | 0 | 0 | 0 | 0 | 0 | 0 | 0 | 0 | 0 | 0 | 0 | 0 | 0 | 0 | W | 27-20 |
| 09/20 | at Titans | P | 3 | 0 | 3 | 0.0 | 0.0 | 0 | 0 | 0 | 0 | 0 | 0 | 0 | 0 | 0 | 0 | 0 | 0 | 0 | 0 | 0 | 0 | 0 | 0 | 0 | 0 | 0 | 0 | 0 | 0 | 0 | 0 | 0 | L | 30-33 | |
| 09/24 | Dolphins | P | 2 | 1 | 1 | 0.0 | 0.0 | 0 | 0 | 0 | 0 | 0 | 0 | 0 | 0 | 0 | 0 | 0 | 0 | 0 | 0 | 0 | 0 | 0 | 0 | 0 | 0 | 0 | 0 | 0 | 0 | 0 | 0 | 0 | L | 13-31 | |
| 10/04 | at Bengals | P | 5 | 1 | 4 | 0.0 | 0.0 | 0 | 0 | 2 | 0 | 0 | 0 | 0 | 0 | 0 | 0 | 0 | 0 | 0 | 0 | 0 | 0 | 0 | 0 | 0 | 0 | 0 | 0 | 0 | 0 | 0 | 0 | L | 25-33 | | |
| 10/11 | at Texans | P | 1 | 0 | 1 | 0.0 | 0.0 | 0 | 0 | 0 | 0 | 0 | 0 | 0 | 0 | 0 | 0 | 0 | 0 | 0 | 0 | 0 | 0 | 0 | 0 | 0 | 0 | 0 | 0 | 0 | 0 | 0 | 0 | L | 14-30 | | |
| 10/18 | Lions | S | 2 | 1 | 1 | 0.0 | 0.0 | 0 | 0 | 0 | 0 | 0 | 0 | 0 | 0 | 0 | 0 | 0 | 0 | 0 | 0 | 0 | 0 | 0 | 0 | 0 | 0 | 0 | 0 | 0 | 0 | 0 | 0 | L | 16-34 | | |
| 10/25 | at Chargers | S | 8 | 4 | 4 | 0.0 | 0.0 | 1 | 1 | 2 | 0 | 0 | 0 | 0 | 0 | 0 | 0 | 0 | 0 | 0 | 0 | 0 | 0 | 0 | 0 | 0 | 0 | 0 | 0 | 0 | 0 | 0 | 0 | L | 29-39 | | |
| 11/08 | Texans | S | 1 | 0 | 1 | 0.0 | 0.0 | 0 | 0 | 0 | 0 | 0 | 0 | 0 | 0 | 0 | 1 | 0 | 0 | 0 | 0 | 0 | 0 | 0 | 0 | 0 | 0 | 0 | 0 | 0 | 0 | 0 | 0 | L | 25-27 | | |
| 11/15 | at Packers | S | 4 | 4 | 0 | 1.0 | 10.0 | 1 | 10 | 1 | 0 | 0 | 0 | 0 | 1 | 0 | 0 | 0 | 0 | 0 | 0 | 0 | 0 | 0 | 0 | 0 | 0 | 0 | 0 | 0 | 0 | 0 | 0 | L | 20-24 | | |
| 11/22 | Steelers | S | 1 | 0 | 1 | 0.0 | 0.0 | 0 | 0 | 0 | 0 | 0 | 0 | 0 | 0 | 0 | 0 | 0 | 0 | 0 | 0 | 0 | 0 | 0 | 0 | 0 | 0 | 0 | 0 | 0 | 0 | 0 | 0 | L | 3-27 | | |
| 11/29 | Browns | S | 1 | 1 | 0 | 0.0 | 0.0 | 0 | 0 | 0 | 0 | 0 | 0 | 0 | 0 | 0 | 0 | 0 | 0 | 0 | 0 | 0 | 0 | 0 | 0 | 0 | 0 | 0 | 0 | 0 | 0 | 0 | 0 | L | 25-27 | | |
| 12/06 | at Vikings | | | | | | | | | | | | | | | | | | | | | | | | | | | | | | | | | L | 24-27+ | | |
| 12/13 | Titans | | | | | | | | | | | | | | | | | | | | | | | | | | | | | | | | | L | 10-31 | | |
| 12/20 | at Ravens | | | | | | | | | | | | | | | | | | | | | | | | | | | | | | | | | L | 14-40 | | |
| 12/27 | Bears | | | | | | | | | | | | | | | | | | | | | | | | | | | | | | | | | L | 17-41 | | |
| 01/03 | at Colts | | | | | | | | | | | | | | | | | | | | | | | | | | | | | | | | | L | 14-28 | | |
| 2020 TOTALS | | | 11-6 | 30 | 14 | 16 | 1.0 | 10.0 | 2 | 11 | 5 | 0 | 0 | 0 | 0 | 1 | 0 | 1 | 0 | 0 | 0 | 0 | 0 | 0 | 0 | 0 | 0 | 0 | 0 | 0 | 0 | 0 | 0 | 1-15 | | | |

+ - Overtime





TRE HERNDON | 37



POSITION: CORNERBACK
HT: 5-11 | **WT:** 190 | **DOB:** 3-5-1996
COLLEGE: VANDERBILT
HOMETOWN: CHATTANOOGA, TENN.
ACQ: FA-'18
EXP: 4th YEAR

@_423hern
 @423hern_

KEY TRANSACTIONS

- Originally signed by Jacksonville as an undrafted rookie on 4/30/18

PRO

2021 (Jaguars)

- 9/26 vs. ARI:** Inactive (knee)
- 9/19 vs. DEN:** Inactive (knee)
- 9/12 at HOU:** Inactive (knee)

2020 (Jaguars)

- Saw action in all 16 games on the year, starting in 12... Amassed a career-high 76 tackles (64 solo), five passes defended and 1.0 sack
- 11/22 vs. PIT:** Started at cornerback and notched a season-high seven tackles and one pass defended
- 12/13 vs. TEN:** Started at cornerback, tying a career-best nine tackles (seven solo) and notched one pass defended

2019 (Jaguars)

- Appeared in all 16 games, making 14 starts and led the team in both passes defended (13) and INTs (three)... Also amassed 54 tackles (41 solo)
- 9/15 at HOU:** Recorded his first career start at cornerback, registering four tackles (three solo) and one pass defended
- 12/22 at ATL:** Started and posted three solo tackles, two passes defended and one INT

2018 (Jaguars)

- Tallied seven tackles (six solo) in 11 appearances
- 9/9 at NYG:** Saw action on special teams and recorded one special teams tackle in his NFL debut

COLLEGE

- Played both outside cornerback and nickel back for the Commodores
- Appeared in 48 career games with 36 starts and totaled 126 tackles (93 solo), 25 passes defended, 2.5 tackles for a loss, 2.0 sacks and two INTs
- Started 29 consecutive games starting his sophomore to senior season

PERSONAL

- Three-year starter at East Hamilton (Chattanooga, Tenn.) High School where he helped the Hurricanes to a 10-3 record and 5A state playoffs in his senior year
- Named to Chattanooga Times-Free Press' "Best of Preps Team" and sportswriters' first-team all-state squad
- First football player from East Hamilton High School to sign a SEC scholarship
- Engaged to his fiancé, Treyleana, on July 17, 2021
- Son of Sabrina and Willie Herndon Jr.
- Has two dogs, a hound mix named Rambo and an American bull dog named Ali
- Herndon, along with his fiancé, Treyleana, donated 10,000 meals to Feeding Northeast Florida to those in need during COVID-19

TRE HERNDON'S NFL REGULAR SEASON DEFENSIVE STATISTICS

| DATE | TEAM | GP | GS | TACKLES | | | | | | INTERCEPTIONS | | | | | | O. FUMB | | | | ST | | | | MISC | | | | | | |
|-------------------|---------|-----------|-----------|------------|------------|-----------|----------|-----------|------------|---------------|----------|----------|----------|----------|----------|-----------|----------|----------|----------|----------|----------|----------|----------|----------|----------|----------|----------|----------|----------|----------|
| | | | | TK | S | A | TFL | YDS | SK | YDS | QBH | NO | YDS | LG | TD | PD | FF | FR | TD | YDS | TK | S | A | FF | FR | S | A | | | |
| 2018 | Jaguars | 11 | 0 | 7 | 6 | 1 | 0 | 0 | 0.0 | 0.0 | 0 | 0 | 0 | 0 | 0 | 0 | 0 | 0 | 0 | 0 | 0 | 0 | 0 | 6 | 4 | 2 | 0 | 0 | 0 | 0 |
| 2019 | Jaguars | 16 | 14 | 54 | 41 | 13 | 1 | 5 | 0.0 | 0.0 | 0 | 3 | 0 | 0 | 0 | 13 | 0 | 0 | 0 | 0 | 0 | 0 | 0 | 1 | 1 | 0 | 0 | 0 | 0 | 0 |
| 2020 | Jaguars | 16 | 12 | 76 | 64 | 12 | 4 | 16 | 1.0 | 8.0 | 2 | 0 | 0 | 0 | 0 | 5 | 0 | 0 | 0 | 0 | 0 | 0 | 0 | 0 | 0 | 0 | 0 | 0 | 0 | |
| 2021 | Jaguars | 0 | 0 | 0 | 0 | 0 | 0 | 0 | 0.0 | 0.0 | 0 | 0 | 0 | 0 | 0 | 0 | 0 | 0 | 0 | 0 | 0 | 0 | 0 | 0 | 0 | 0 | 0 | 0 | 0 | |
| NFL TOTALS | | 43 | 26 | 137 | 111 | 26 | 5 | 21 | 1.0 | 8.0 | 2 | 3 | 0 | 0 | 0 | 18 | 0 | 0 | 0 | 0 | 0 | 0 | 0 | 7 | 5 | 2 | 0 | 0 | 0 | 0 |

SINGLE-GAME HIGHS: DEFENSIVE

Total Tackles 9 vs. Tennessee Titans, Dec 13, 2020
 9 at Minnesota Vikings, Dec 06, 2020
 ...1 more at 9.

Sacks 1.0 vs. Houston Texans, Nov 08, 2020

Passes Defensed 2 at Atlanta Falcons, Dec 22, 2019
 2 at Indianapolis Colts, Nov 17, 2019
 ...2 more at 2.

Tackles For Loss 2 vs. Houston Texans, Nov 08, 2020
 1 at Minnesota Vikings, Dec 06, 2020
 ...2 more at 1.

Interceptions 2 vs. New York Jets, Oct 27, 2019
 1 at Atlanta Falcons, Dec 22, 2019

Special Teams Tackles 2 vs. Tennessee Titans, Sep 23, 2018
 1 vs. New York Jets, Oct 27, 2019
 ...4 more at 1.



2021 GAME-BY-GAME REGULAR-SEASON STATISTICS (JAGUARS)

| DATE | OPPONENT | P/S | TACKLES | | | | | | | INTERCEPTIONS | | | | | O. FUMB | | | | ST | | | | MISC | | SCORE | | | | |
|--------------------|-----------|-----|----------|----------|----------|------------|------------|----------|----------|---------------|----------|----------|----------|----------|----------|----------|----------|----------|----------|----------|----------|----------|----------|----------|----------|----------|----------|------------|--|
| | | | TK | S | A | SK | YDS | TFL | YDS | QBH | NO | YDS | LG | TD | PD | FF | FR | TD | YDS | TK | S | A | FF | FR | | S | A | W/L | |
| 09/12 | at Texans | | | | | | | | | | | | | | | | | | | | | | | | | L | 21-37 | | |
| 09/19 | Broncos | | | | | | | | | | | | | | | | | | | | | | | | | | L | 13-23 | |
| 09/26 | Cardinals | | | | | | | | | | | | | | | | | | | | | | | | | | L | 19-31 | |
| 2021 TOTALS | | | 0 | 0 | 0 | 0.0 | 0.0 | 0 | 0 | 0 | 0 | 0 | 0 | 0 | 0 | 0 | 0 | 0 | 0 | 0 | 0 | 0 | 0 | 0 | 0 | 0 | 0 | 0-3 | |

2020 GAME-BY-GAME REGULAR-SEASON STATISTICS (JAGUARS)

| DATE | OPPONENT | P/S | TACKLES | | | | | | | INTERCEPTIONS | | | | | O. FUMB | | | | ST | | | | MISC | | SCORE | | | | |
|--------------------|-------------|-----|--------------|-----------|-----------|-----------|------------|------------|----------|---------------|----------|----------|----------|----------|----------|----------|----------|----------|----------|----------|----------|----------|----------|----------|----------|----------|----------|-------------|--|
| | | | TK | S | A | SK | YDS | TFL | YDS | QBH | NO | YDS | LG | TD | PD | FF | FR | TD | YDS | TK | S | A | FF | FR | | S | A | W/L | |
| 09/13 | Colts | S | 4 | 4 | 0 | 0.0 | 0.0 | 0 | 0 | 0 | 0 | 0 | 0 | 0 | 1 | 0 | 0 | 0 | 0 | 0 | 0 | 0 | 0 | 0 | 0 | 0 | W | 27-20 | |
| 09/20 | at Titans | S | 2 | 2 | 0 | 0.0 | 0.0 | 0 | 0 | 0 | 0 | 0 | 0 | 0 | 0 | 0 | 0 | 0 | 0 | 0 | 0 | 0 | 0 | 0 | 0 | 0 | L | 30-33 | |
| 09/24 | Dolphins | S | 5 | 5 | 0 | 0.0 | 0.0 | 0 | 0 | 0 | 0 | 0 | 0 | 0 | 0 | 0 | 0 | 0 | 0 | 0 | 0 | 0 | 0 | 0 | 0 | 0 | L | 13-31 | |
| 10/04 | at Bengals | S | 2 | 2 | 0 | 0.0 | 0.0 | 0 | 0 | 0 | 0 | 0 | 0 | 0 | 0 | 0 | 0 | 0 | 0 | 0 | 0 | 0 | 0 | 0 | 0 | 0 | L | 25-33 | |
| 10/11 | at Texans | S | 6 | 6 | 0 | 0.0 | 0.0 | 0 | 0 | 0 | 0 | 0 | 0 | 0 | 0 | 0 | 0 | 0 | 0 | 0 | 0 | 0 | 0 | 0 | 0 | 0 | L | 14-30 | |
| 10/18 | Lions | P | 0 | 0 | 0 | 0.0 | 0.0 | 0 | 0 | 0 | 0 | 0 | 0 | 0 | 1 | 0 | 0 | 0 | 0 | 0 | 0 | 0 | 0 | 0 | 0 | 0 | L | 16-34 | |
| 10/25 | at Chargers | P | 5 | 3 | 2 | 0.0 | 0.0 | 0 | 0 | 0 | 0 | 0 | 0 | 0 | 0 | 0 | 0 | 0 | 0 | 0 | 0 | 0 | 0 | 0 | 0 | 0 | L | 29-39 | |
| 11/08 | Texans | P | 4 | 4 | 0 | 1.0 | 8.0 | 2 | 10 | 1 | 0 | 0 | 0 | 0 | 0 | 0 | 0 | 0 | 0 | 0 | 0 | 0 | 0 | 0 | 0 | 0 | L | 25-27 | |
| 11/15 | at Packers | P | 6 | 4 | 2 | 0.0 | 0.0 | 1 | 3 | 0 | 0 | 0 | 0 | 0 | 0 | 0 | 0 | 0 | 0 | 0 | 0 | 0 | 0 | 0 | 0 | 0 | L | 20-24 | |
| 11/22 | Steelers | S | 7 | 7 | 0 | 0.0 | 0.0 | 0 | 0 | 0 | 0 | 0 | 0 | 0 | 1 | 0 | 0 | 0 | 0 | 0 | 0 | 0 | 0 | 0 | 0 | 0 | L | 3-27 | |
| 11/29 | Browns | S | 4 | 2 | 2 | 0.0 | 0.0 | 0 | 0 | 0 | 0 | 0 | 0 | 0 | 0 | 0 | 0 | 0 | 0 | 0 | 0 | 0 | 0 | 0 | 0 | 0 | L | 25-27 | |
| 12/06 | at Vikings | S | 9 | 8 | 1 | 0.0 | 0.0 | 1 | 3 | 0 | 0 | 0 | 0 | 0 | 1 | 0 | 0 | 0 | 0 | 0 | 0 | 0 | 0 | 0 | 0 | 0 | L | 24-27+ | |
| 12/13 | Titans | S | 9 | 7 | 2 | 0.0 | 0.0 | 0 | 0 | 0 | 0 | 0 | 0 | 0 | 1 | 0 | 0 | 0 | 0 | 0 | 0 | 0 | 0 | 0 | 0 | 0 | L | 10-31 | |
| 12/20 | at Ravens | S | 3 | 2 | 1 | 0.0 | 0.0 | 0 | 0 | 0 | 0 | 0 | 0 | 0 | 0 | 0 | 0 | 0 | 0 | 0 | 0 | 0 | 0 | 0 | 0 | 0 | L | 14-40 | |
| 12/27 | Bears | S | 2 | 1 | 1 | 0.0 | 0.0 | 0 | 0 | 1 | 0 | 0 | 0 | 0 | 0 | 0 | 0 | 0 | 0 | 0 | 0 | 0 | 0 | 0 | 0 | 0 | L | 17-41 | |
| 01/03 | at Colts | S | 8 | 7 | 1 | 0.0 | 0.0 | 0 | 0 | 0 | 0 | 0 | 0 | 0 | 0 | 0 | 0 | 0 | 0 | 0 | 0 | 0 | 0 | 0 | 0 | 0 | L | 14-28 | |
| 2020 TOTALS | | | 16-12 | 76 | 64 | 12 | 1.0 | 8.0 | 4 | 16 | 2 | 0 | 0 | 0 | 0 | 5 | 0 | 0 | 0 | 0 | 0 | 0 | 0 | 0 | 0 | 0 | 0 | 1-15 | |

+ - Overtime





JACOB HOLLISTER | 86



POSITION: TIGHT END
HT: 6-4 | **WT:** 245 | **DOB:** 11-18-1993
COLLEGE: WYOMING
HOMETOWN: BEAVERTON, ORE.
ACQ: FA-'21
EXP: 4th YEAR

KEY TRANSACTIONS

- Originally signed by New England as an undrafted free agent on 5/5/17
- Traded to Seattle on 4/29/19
- Signed to Seattle's practice squad on 9/1/19
- Signed by Seattle on 10/12/19
- Signed by Buffalo as an unrestricted free agent on 3/22/21
- Claimed by Jacksonville on 9/3/21

PRO

2021 (Jaguars)

- **9/26 vs. ARI:** Started at tight end and recorded two catches for 15 yards in Jaguars debut
- **9/19 vs. DEN:** Inactive
- **9/12 at HOU:** Inactive

2020 (Seahawks)

- Played in 16 games (five starts) and hauled in 25 receptions for 209 yards and three touchdowns
- **11/08 at Buf:** Recorded five receptions for 60 yards

2019 (Seahawks)

- Appeared in 11 games (three starts) and recorded 41 receptions for 349 yards and three touchdowns
- **12/22 Ari:** Recorded a career-high 64 yards on five receptions

2018 (Patriots)

- Saw action in eight games (one start) and hauled in four receptions for 52 yards

2017 (Patriots)

- Played in 15 games (one start) and recorded four receptions for 42 yards

COLLEGE

- Played in 30 games at Wyoming and caught 75 passes for 1,114 yards and 12 TDs
- As a senior, caught 32 passes for 515 yards and seven TDs
- Earned first-team all conference honors at Arizona Western Junior College

PERSONAL

- Helped lead Mountain View (Bend, Ore.) High School to the 5A state championship as the team's quarterback during senior season, giving the city of Bend its first state title since 1940.
- Born in Bend, Ore.

JACOB HOLLISTER'S NFL REGULAR SEASON RUSHING/RECEIVING STATISTICS

| DATE | TEAM | GP | GS | RECEIVING | | | | | RUSHING | | | | |
|-------------------|----------|-----------|-----------|-----------|------------|------------|-----------|----------|----------|----------|------------|----------|----------|
| | | | | NO. | YDS. | AVG. | LG | TD | NO. | YDS. | AVG. | LG | TD |
| 2017 | Patriots | 15 | 1 | 4 | 42 | 10.5 | 19 | 0 | 1 | 5 | 5.0 | 5 | 0 |
| 2018 | Patriots | 8 | 1 | 4 | 52 | 13.0 | 23 | 0 | 0 | 0 | 0.0 | 0 | 0 |
| 2019 | Seahawks | 11 | 3 | 41 | 349 | 8.5 | 22 | 3 | 0 | 0 | 0.0 | 0 | 0 |
| 2020 | Seahawks | 16 | 5 | 25 | 209 | 8.4 | 20 | 3 | 0 | 0 | 0.0 | 0 | 0 |
| 2021 | Jaguars | 1 | 1 | 2 | 15 | 7.5 | 9 | 0 | 0 | 0 | 0.0 | 0 | 0 |
| NFL TOTALS | | 51 | 11 | 76 | 667 | 8.8 | 23 | 6 | 1 | 5 | 5.0 | 5 | 0 |

JACOB HOLLISTER'S NFL POSTSEASON RUSHING/RECEIVING STATISTICS

| DATE | TEAM | GP | GS | RECEIVING | | | | | RUSHING | | | | |
|-------------------|----------|----------|----------|-----------|-----------|------------|-----------|----------|----------|----------|------------|----------|----------|
| | | | | NO. | YDS. | AVG. | LG | TD | NO. | YDS. | AVG. | LG | TD |
| 2017 | Patriots | 1 | 0 | 1 | 0 | 0.0 | 0 | 0 | 0 | 0 | 0.0 | 0 | 0 |
| 2018 | Patriots | 0 | 0 | 0 | 0 | 0.0 | 0 | 0 | 0 | 0 | 0.0 | 0 | 0 |
| 2019 | Seahawks | 2 | 2 | 7 | 63 | 9.0 | 19 | 0 | 0 | 0 | 0.0 | 0 | 0 |
| 2020 | Seahawks | 1 | 1 | 0 | 0 | 0.0 | 0 | 0 | 0 | 0 | 0.0 | 0 | 0 |
| NFL TOTALS | | 4 | 3 | 8 | 63 | 7.9 | 19 | 0 | 0 | 0 | 0.0 | 0 | 0 |



JACOB HOLLISTER'S NFL REGULAR SEASON RETURN STATISTICS

| DATE | TEAM | KICKOFF RETURNS | | | | | PUNT RETURNS | | | | | |
|-------------------|----------|-----------------|----------|------------|----------|----------|--------------|----------|----------|------------|----------|----------|
| | | RET. | YDS. | AVG. | LG | TD | NO. | FC | YDS. | AVG. | LG | TD |
| 2017 | Patriots | 0 | 0 | 0.0 | 0 | 0 | 0 | 0 | 0 | 0.0 | 0 | 0 |
| 2018 | Patriots | 0 | 0 | 0.0 | 0 | 0 | 0 | 0 | 0 | 0.0 | 0 | 0 |
| 2019 | Seahawks | 0 | 0 | 0.0 | 0 | 0 | 0 | 0 | 0 | 0.0 | 0 | 0 |
| 2020 | Seahawks | 0 | 0 | 0.0 | 0 | 0 | 0 | 0 | 0 | 0.0 | 0 | 0 |
| 2021 | Jaguars | 0 | 0 | 0.0 | 0 | 0 | 0 | 0 | 0 | 0.0 | 0 | 0 |
| NFL TOTALS | | 0 | 0 | 0.0 | 0 | 0 | 0 | 0 | 0 | 0.0 | 0 | 0 |

JACOB HOLLISTER'S NFL POSTSEASON RETURN STATISTICS

| DATE | TEAM | KICKOFF RETURNS | | | | | PUNT RETURNS | | | | | |
|-------------------|----------|-----------------|----------|------------|----------|----------|--------------|----------|----------|------------|----------|----------|
| | | RET. | YDS. | AVG. | LG | TD | NO. | FC | YDS. | AVG. | LG | TD |
| 2017 | Patriots | 0 | 0 | 0.0 | 0 | 0 | 0 | 0 | 0 | 0.0 | 0 | 0 |
| 2018 | Patriots | 0 | 0 | 0.0 | 0 | 0 | 0 | 0 | 0 | 0.0 | 0 | 0 |
| 2019 | Seahawks | 0 | 0 | 0.0 | 0 | 0 | 0 | 0 | 0 | 0.0 | 0 | 0 |
| 2020 | Seahawks | 0 | 0 | 0.0 | 0 | 0 | 0 | 0 | 0 | 0.0 | 0 | 0 |
| NFL TOTALS | | 0 | 0 | 0.0 | 0 | 0 | 0 | 0 | 0 | 0.0 | 0 | 0 |

SINGLE-GAME HIGHS: RUSHING/RECEIVING

| | | | |
|---------------------------|---|------------------------------|--|
| Rush Attempts | 1 vs. Buffalo Bills, Dec 24, 2017 | Receiving TDs | 2 vs. Tampa Bay Buccaneers, Nov 03, 2019 |
| Rushing Yards | 5 vs. Buffalo Bills, Dec 24, 2017 | | 1 vs. Los Angeles Rams, Dec 27, 2020 |
| Longest Runs | 5 vs. Buffalo Bills, Dec 24, 2017 | | ...3 more at 1. |
| Receptions | 8 at San Francisco 49ers, Nov 11, 2019 | All-Purpose Yards | 64 vs. Arizona Cardinals, Dec 22, 2019 |
| | 6 vs. Minnesota Vikings, Dec 02, 2019 | | 62 at San Francisco 49ers, Nov 11, 2019 |
| Receiving Yards | 64 vs. Arizona Cardinals, Dec 22, 2019 | Special Teams Tackles | 1 vs. Los Angeles Rams, Dec 27, 2020 |
| | 62 at San Francisco 49ers, Nov 11, 2019 | | 1 at Philadelphia Eagles, Nov 30, 2020 |
| Longest Receptions | 23 at Jacksonville Jaguars, Sep 16, 2018 | | ...9 more at 1. |
| | 22 vs. Tampa Bay Buccaneers, Nov 03, 2019 | Miscellaneous Tackles | 1 vs. Arizona Cardinals, Dec 22, 2019 |
| | | Most TDs | 2 vs. Tampa Bay Buccaneers, Nov 03, 2019 |
| | | | 1 vs. Los Angeles Rams, Dec 27, 2020 |
| | | | ...3 more at 1. |
| | | Receiving Average | 12.8 vs. Arizona Cardinals, Dec 22, 2019 |
| | | | 12.0 at Buffalo Bills, Nov 08, 2020 |

SINGLE-GAME HIGHS - POSTSEASON: RECEIVING

| | | | |
|------------------------|---|---------------------------|---|
| Receptions | 5 at Green Bay Packers, Jan 12, 2020 | Longest Receptions | 19 at Green Bay Packers, Jan 12, 2020 |
| | 2 at Philadelphia Eagles, Jan 05, 2020 | | 11 at Green Bay Packers, Jan 12, 2020 |
| Receiving Yards | 47 at Green Bay Packers, Jan 12, 2020 | All-Purpose Yards | 47 at Green Bay Packers, Jan 12, 2020 |
| | 16 at Philadelphia Eagles, Jan 05, 2020 | | 16 at Philadelphia Eagles, Jan 05, 2020 |

2021 GAME-BY-GAME REGULAR-SEASON STATISTICS (JAGUARS)

| DATE | OPPONENT | P/S | RECEIVING | | | | | RUSHING | | | | | W/L | SCORE | |
|--------------------|-----------|------------|-----------|-----------|------------|----------|----------|----------|----------|------------|----------|----------|------------|-------|-------|
| | | | NO. | YDS. | AVG. | LG | TD | NO. | YDS. | AVG. | LG | TD | | | |
| 09/12 | at Texans | | | | | | | | | | | | | L | 21-37 |
| 09/19 | Broncos | | | | | | | | | | | | | L | 13-23 |
| 09/26 | Cardinals | S | 2 | 15 | 7.5 | 9 | 0 | 0 | 0 | 0.0 | 0 | 0 | L | 19-31 | |
| 2021 TOTALS | | 1-1 | 2 | 15 | 7.5 | 9 | 0 | 0 | 0 | 0.0 | 0 | 0 | 0-3 | | |



2020 GAME-BY-GAME REGULAR-SEASON STATISTICS (SEAHAWKS)

| DATE | OPPONENT | P/S | RECEIVING | | | | | RUSHING | | | | | W/L | SCORE | |
|--------------------|---------------|-------------|-----------|------------|------------|-----------|----------|----------|----------|------------|----------|----------|----------|-------------|--------|
| | | | NO. | YDS. | AVG. | LG | TD | NO. | YDS. | AVG. | LG | TD | | | |
| 09/13 | at Falcons | P | 1 | 9 | 9.0 | 9 | 0 | 0 | 0 | 0.0 | 0 | 0 | 0 | W | 38-25 |
| 09/20 | Patriots | P | 0 | 0 | 0.0 | 0 | 0 | 0 | 0 | 0.0 | 0 | 0 | 0 | W | 35-30 |
| 09/27 | Cowboys | P | 1 | 1 | 1.0 | 1t | 1 | 0 | 0 | 0.0 | 0 | 0 | 0 | W | 38-31 |
| 10/04 | at Dolphins | P | 0 | 0 | 0.0 | 0 | 0 | 0 | 0 | 0.0 | 0 | 0 | 0 | W | 31-23 |
| 10/11 | Vikings | P | 0 | 0 | 0.0 | 0 | 0 | 0 | 0 | 0.0 | 0 | 0 | 0 | W | 27-26 |
| 10/25 | at Cardinals | P | 3 | 22 | 7.3 | 17 | 0 | 0 | 0 | 0.0 | 0 | 0 | 0 | L | 34-37+ |
| 11/01 | 49ers | P | 1 | 6 | 6.0 | 6 | 0 | 0 | 0 | 0.0 | 0 | 0 | 0 | W | 37-27 |
| 11/08 | at Bills | S | 5 | 60 | 12.0 | 19 | 0 | 0 | 0 | 0.0 | 0 | 0 | 0 | L | 34-44 |
| 11/15 | at Rams | P | 1 | 6 | 6.0 | 6 | 0 | 0 | 0 | 0.0 | 0 | 0 | 0 | L | 16-23 |
| 11/19 | Cardinals | P | 2 | 14 | 7.0 | 9 | 0 | 0 | 0 | 0.0 | 0 | 0 | 0 | W | 28-21 |
| 11/30 | at Eagles | S | 2 | 11 | 5.5 | 8 | 0 | 0 | 0 | 0.0 | 0 | 0 | 0 | W | 23-17 |
| 12/06 | Giants | P | 3 | 20 | 6.7 | 10 | 0 | 0 | 0 | 0.0 | 0 | 0 | 0 | L | 12-17 |
| 12/13 | Jets | P | 1 | 20 | 20.0 | 20 | 0 | 0 | 0 | 0.0 | 0 | 0 | 0 | W | 40-3 |
| 12/20 | at Washington | S | 2 | 17 | 8.5 | 10t | 1 | 0 | 0 | 0.0 | 0 | 0 | 0 | W | 20-15 |
| 12/27 | Rams | S | 2 | 17 | 8.5 | 13t | 1 | 0 | 0 | 0.0 | 0 | 0 | 0 | W | 20-9 |
| 01/03 | at 49ers | S | 1 | 6 | 6.0 | 6 | 0 | 0 | 0 | 0.0 | 0 | 0 | 0 | W | 26-23 |
| 2020 TOTALS | | 16-5 | 25 | 209 | 8.4 | 20 | 3 | 0 | 0 | 0.0 | 0 | 0 | 0 | 12-4 | |

+ - Overtime

2020 GAME-BY-GAME POSTSEASON STATISTICS (SEAHAWKS)

| DATE | OPPONENT | P/S | RECEIVING | | | | | RUSHING | | | | | W/L | SCORE | |
|--------------------|----------|------------|-----------|----------|------------|----------|----------|----------|----------|------------|----------|----------|----------|------------|-------|
| | | | NO. | YDS. | AVG. | LG | TD | NO. | YDS. | AVG. | LG | TD | | | |
| 01/09 | Rams | S | 0 | 0 | 0.0 | 0 | 0 | 0 | 0 | 0.0 | 0 | 0 | 0 | L | 20-30 |
| 2020 TOTALS | | 1-1 | 0 | 0 | 0.0 | 0 | 0 | 0 | 0 | 0.0 | 0 | 0 | 0 | 0-1 | |





CARLOS HYDE | 24



POSITION: RUNNING BACK
HT: 6-0 | **WT:** 230 | **DOB:** 9-20-1990
COLLEGE: OHIO STATE
HOMETOWN: CINCINNATI, OHIO
ACQ: UFA (SEA)-'21
EXP: 8th YEAR



@elguapo

TRANSACTIONS

- Originally drafted by San Francisco in the second round (57th overall) of the 2014 draft
- Signed with Cleveland as unrestricted free agent in 2018
- Traded to Jacksonville on 10/20/18
- Signed by Kansas City as a free agent on 3/11/19
- Traded to Houston on 8/31/19
- Signed by Seattle as a free agent on 5/28/20
- Signed by Jacksonville as a free agent on 3/15/21

PRO

2021 (Jaguars)

- **9/26 vs. ARI:** Saw action at running back and rushed for 44 yards on eight carries (5.5 avg)
- **9/19 vs. DEN:** Saw action at running back... Rushed two times for 7 yards
- **9/12 at HOU:** Rushed nine times for a team-high 44 yards (4.9 avg) in Week 1

2020 (Seahawks)

- Played in 10 games with one start and finished the year with 356 yards on 81 carries... Also hauled in 16 receptions for 93 yards
- **10/25 at ARI:** Posted a season high with 68 yards rushing on 15 carries with a 24-yard TD run
- **12/20 at WAS:** Rushed twice for 55 yards, including a Seahawks season-long, 50-yard TD run

2019 (Texans)

- Started 14 of 16 games
- Recorded a career-high 1,070 rushing yards with six touchdowns on 245 carries
- Became the fifth player in Texans history to record 1,000 rushing yards in a season and the first since Lamar Miller in 2016.

2018 (Browns & Jaguars)

- Played in 14 games with seven starts including two as a Jaguar
- Had 571 yards rushing on 172 attempts to go along with 10 receptions for 33 yards

2017 (49ers)

- Started all 16 games and rushed for 938 yards and a career-high eight TDs on 240 carries, while setting career highs in catches (59) and receiving yards (350)

2016 (49ers)

- Started all 13 games in which he appeared and set career highs in attempts (217), yards (988), and TDs (6)... He has also set career highs with 27 receptions for 163 yds. and 3 TDs

2015 (49ers)

- Played and started in seven games before being placed on injured reserve
- Finished the year with 470 yards on 115 attempts and 11 receptions for 53 yards

2014 (49ers)

- Played in 14 games as a rookie
- Concluded his first year with 333 yards rushing on 83 carries and four TDs
- Also had 12 catches for 68 yards

COLLEGE

- Spent four seasons (2010-13) at Ohio State and played in 41 games for the Buckeyes
- Finished his collegiate career with 3,198 yards and 37 touchdowns on 523 carries, while adding 34 receptions for 271 yards and four scores
- Ended his senior season with nine consecutive performances of 100-plus yards
- Named the Big Ten Conference's Ameche-Dayne Running Back of the Year
- Earned Second Team All-America honors from CBS Sports and was selected First-Team All-Big Ten in his final season

PERSONAL

- Attended Princeton (Ohio) High School, and moved to Naples, Fla. following his freshman year and finished high school at Naples High School
- Rushed for 1,653 yards and 16 touchdowns as a senior at Naples, earning the Naples Daily News Broxson Award as its Player of the Year
- Also awarded the Ft. Myers News-Press Southwest Florida Player of the Year
- Lettered in track and basketball



CARLOS HYDE'S NFL REGULAR SEASON RUSHING/RECEIVING STATISTICS

| DATE | TEAM | RUSHING | | | | | | | RECEIVING | | | | |
|--------------------------------------|----------|-----------|-----------|--------------|--------------|------------|-----------|-----------|------------|------------|------------|------------|----------|
| | | GP | GS | NO. | YDS. | AVG. | LG | TD | NO. | YDS. | AVG. | LG | TD |
| 2014 | 49ers | 14 | 0 | 83 | 333 | 4.0 | 28 | 4 | 12 | 68 | 5.7 | 16 | 0 |
| 2015 | 49ers | 7 | 7 | 115 | 470 | 4.1 | 22 | 3 | 11 | 53 | 4.8 | 11 | 0 |
| 2016 | 49ers | 13 | 13 | 217 | 988 | 4.6 | 47 | 6 | 27 | 163 | 6.0 | 19t | 3 |
| 2017 | 49ers | 16 | 16 | 240 | 938 | 3.9 | 61 | 8 | 59 | 350 | 5.9 | 18 | 0 |
| 2018 | Browns | 6 | 5 | 114 | 382 | 3.4 | 22 | 5 | 6 | 29 | 4.8 | 9 | 0 |
| Went from Cleveland to Jacksonville. | | | | | | | | | | | | | |
| 2018 | Jaguars | 8 | 2 | 58 | 189 | 3.3 | 19 | 0 | 4 | 4 | 1.0 | 6 | 0 |
| 2018 | TOTAL | 14 | 7 | 172 | 571 | 3.3 | 22 | 5 | 10 | 33 | 3.3 | 9 | 0 |
| 2019 | Texans | 16 | 14 | 245 | 1,070 | 4.4 | 58 | 6 | 10 | 42 | 4.2 | 14 | 0 |
| 2020 | Seahawks | 10 | 1 | 81 | 356 | 4.4 | 50t | 4 | 16 | 93 | 5.8 | 18 | 0 |
| 2021 | Jaguars | 3 | 0 | 19 | 95 | 5.0 | 18 | 0 | 2 | 14 | 7.0 | 9 | 0 |
| NFL TOTALS | | 93 | 58 | 1,172 | 4,821 | 4.1 | 61 | 36 | 147 | 816 | 5.6 | 19T | 3 |

CARLOS HYDE'S NFL POSTSEASON RUSHING/RECEIVING STATISTICS

| DATE | TEAM | RUSHING | | | | | | | RECEIVING | | | | |
|-------------------|----------|----------|----------|-----------|-----------|------------|----------|----------|-----------|-----------|------------|-----------|----------|
| | | GP | GS | NO. | YDS. | AVG. | LG | TD | NO. | YDS. | AVG. | LG | TD |
| 2019 | Texans | 2 | 1 | 29 | 92 | 3.2 | 8 | 0 | 4 | 23 | 5.8 | 10 | 1 |
| 2020 | Seahawks | 1 | 0 | 4 | 5 | 1.3 | 3 | 0 | 0 | 0 | 0.0 | 0 | 0 |
| NFL TOTALS | | 3 | 1 | 33 | 97 | 2.9 | 8 | 0 | 4 | 23 | 5.8 | 10 | 1 |

CARLOS HYDE'S NFL REGULAR SEASON RETURN STATISTICS

| DATE | TEAM | KICKOFF RETURNS | | | | | PUNT RETURNS | | | | | |
|--------------------------------------|----------|-----------------|------------|-------------|-----------|----------|--------------|----------|----------|------------|----------|----------|
| | | RET. | YDS. | AVG. | LG | TD | NO. | FC | YDS. | AVG. | LG | TD |
| 2014 | 49ers | 11 | 268 | 24.4 | 30 | 0 | 0 | 0 | 0 | 0.0 | 0 | 0 |
| 2015 | 49ers | 0 | 0 | 0.0 | 0 | 0 | 0 | 0 | 0 | 0.0 | 0 | 0 |
| 2016 | 49ers | 0 | 0 | 0.0 | 0 | 0 | 0 | 0 | 0 | 0.0 | 0 | 0 |
| 2017 | 49ers | 0 | 0 | 0.0 | 0 | 0 | 0 | 0 | 0 | 0.0 | 0 | 0 |
| 2018 | Browns | 0 | 0 | 0.0 | 0 | 0 | 0 | 0 | 0 | 0.0 | 0 | 0 |
| Went from Cleveland to Jacksonville. | | | | | | | | | | | | |
| 2018 | Jaguars | 0 | 0 | 0.0 | 0 | 0 | 0 | 0 | 0 | 0.0 | 0 | 0 |
| 2018 | TOTAL | 0 | 0 | 0.0 | 0 | 0 | 0 | 0 | 0 | 0.0 | 0 | 0 |
| 2019 | Texans | 0 | 0 | 0.0 | 0 | 0 | 0 | 0 | 0 | 0.0 | 0 | 0 |
| 2020 | Seahawks | 0 | 0 | 0.0 | 0 | 0 | 0 | 0 | 0 | 0.0 | 0 | 0 |
| 2021 | Jaguars | 0 | 0 | 0.0 | 0 | 0 | 0 | 0 | 0 | 0.0 | 0 | 0 |
| NFL TOTALS | | 11 | 268 | 24.4 | 30 | 0 | 0 | 0 | 0 | 0.0 | 0 | 0 |

CARLOS HYDE'S NFL POSTSEASON RETURN STATISTICS

| DATE | TEAM | KICKOFF RETURNS | | | | | PUNT RETURNS | | | | | |
|-------------------|----------|-----------------|----------|------------|----------|----------|--------------|----------|----------|------------|----------|----------|
| | | RET. | YDS. | AVG. | LG | TD | NO. | FC | YDS. | AVG. | LG | TD |
| 2019 | Texans | 0 | 0 | 0.0 | 0 | 0 | 0 | 0 | 0 | 0.0 | 0 | 0 |
| 2020 | Seahawks | 0 | 0 | 0.0 | 0 | 0 | 0 | 0 | 0 | 0.0 | 0 | 0 |
| NFL TOTALS | | 0 | 0 | 0.0 | 0 | 0 | 0 | 0 | 0 | 0.0 | 0 | 0 |

SINGLE-GAME HIGHS: RUSHING/RECEIVING

| | | | |
|---------------------------|--|-------------------------------|--|
| Rush Attempts | 26 at Tennessee Titans, Dec 15, 2019 26 at Kansas City Chiefs, Oct 13, 2019 ...1 more at 26. | All-Purpose Yards | 200 vs. New York Jets, Dec 11, 2016 182 vs. Minnesota Vikings, Sep 14, 2015 |
| Rushing Yards | 193 vs. New York Jets, Dec 11, 2016 168 vs. Minnesota Vikings, Sep 14, 2015 | Kickoff Returns | 4 vs. Washington, Nov 23, 2014 3 vs. Seattle Seahawks, Nov 27, 2014 ...1 more at 3. |
| Longest Runs | 61 at Seattle Seahawks, Sep 17, 2017 58 at Jacksonville Jaguars, Nov 03, 2019 | Kickoff Return Yards | 98 vs. Washington, Nov 23, 2014 82 at New Orleans Saints, Nov 09, 2014 |
| Rushing TDs | 2 vs. New York Jets, Sep 20, 2018 2 at Los Angeles Rams, Dec 31, 2017 ...5 more at 2. | Longest Kickoff Return | 30 at New Orleans Saints, Nov 09, 2014 29 vs. Washington, Nov 23, 2014 ...1 more at 29. |
| Receptions | 9 vs. Arizona Cardinals, Nov 05, 2017 7 vs. Seattle Seahawks, Nov 26, 2017 | Miscellaneous Tackles | 1 vs. Indianapolis Colts, Nov 21, 2019 1 at Kansas City Chiefs, Oct 13, 2019 ...5 more at 1. |
| Receiving Yards | 84 vs. Arizona Cardinals, Nov 05, 2017 47 at Washington, Oct 15, 2017 | Most TDs | 2 vs. New York Jets, Sep 20, 2018 2 at Los Angeles Rams, Dec 31, 2017 ...5 more at 2. |
| Longest Receptions | 19t at Los Angeles Rams, Dec 24, 2016 18 vs. Los Angeles Rams, Dec 27, 2020 ...1 more at 18. | Rushing Average | 11.4 vs. New York Jets, Dec 11, 2016 8.4 at Jacksonville Jaguars, Nov 03, 2019 |
| Receiving TDs | 1 at Los Angeles Rams, Dec 24, 2016 1 vs. New York Jets, Dec 11, 2016 ...1 more at 1. | Receiving Average | 12.7 vs. Seattle Seahawks, Nov 27, 2014 9.4 at Washington, Oct 15, 2017 |



SINGLE-GAME HIGHS - POSTSEASON: RUSHING/RECEIVING

Rush Attempts 16 vs. Buffalo Bills, Jan 04, 2020
13 at Kansas City Chiefs, Jan 12, 2020

Rushing Yards 48 vs. Buffalo Bills, Jan 04, 2020
44 at Kansas City Chiefs, Jan 12, 2020

Longest Runs 8 vs. Buffalo Bills, Jan 04, 2020
7 at Kansas City Chiefs, Jan 12, 2020
...2 more at 7.

Receptions 3 at Kansas City Chiefs, Jan 12, 2020
1 vs. Buffalo Bills, Jan 04, 2020

Receiving Yards 18 at Kansas City Chiefs, Jan 12, 2020
5 vs. Buffalo Bills, Jan 04, 2020

Longest Receptions 10 at Kansas City Chiefs, Jan 12, 2020
6 at Kansas City Chiefs, Jan 12, 2020

Receiving TDs 1 vs. Buffalo Bills, Jan 04, 2020

All-Purpose Yards 62 at Kansas City Chiefs, Jan 12, 2020
53 vs. Buffalo Bills, Jan 04, 2020

Most TDs 1 vs. Buffalo Bills, Jan 04, 2020

100-YARD RUSHING GAMES (7): REGULAR SEASON

| DATE | TEAM | ATT. | YDS. | AVG. | LG | TD |
|----------|-------------|------|------|------|----|----|
| 09/14/15 | VIKINGS | 26 | 168 | 6.5 | 18 | 2 |
| 09/25/16 | at Seahawks | 21 | 103 | 4.9 | 34 | 2 |
| 12/11/16 | JETS | 17 | 193 | 11.4 | 47 | 0 |
| 09/17/17 | at Seahawks | 15 | 124 | 8.3 | 61 | 0 |
| 10/13/19 | at Chiefs | 26 | 116 | 4.5 | 26 | 1 |
| 11/03/19 | at Jaguars | 19 | 160 | 8.4 | 58 | 0 |
| 12/15/19 | at Titans | 26 | 104 | 4.0 | 11 | 1 |

2021 GAME-BY-GAME REGULAR-SEASON STATISTICS (JAGUARS)

| DATE | OPPONENT | P/S | RUSHING | | | | | RECEIVING | | | | | W/L | SCORE |
|--------------------|-----------|------------|-----------|-----------|------------|-----------|----------|-----------|-----------|------------|----------|----------|------------|-------|
| | | | NO. | YDS. | AVG. | LG | TD | NO. | YDS. | AVG. | LG | TD | | |
| 09/12 | at Texans | P | 9 | 44 | 4.9 | 13 | 0 | 2 | 14 | 7.0 | 9 | 0 | L | 21-37 |
| 09/19 | Broncos | P | 2 | 7 | 3.5 | 6 | 0 | 0 | 0 | 0.0 | 0 | 0 | L | 13-23 |
| 09/26 | Cardinals | P | 8 | 44 | 5.5 | 18 | 0 | 0 | 0 | 0.0 | 0 | 0 | L | 19-31 |
| 2021 TOTALS | | 3-0 | 19 | 95 | 5.0 | 18 | 0 | 2 | 14 | 7.0 | 9 | 0 | 0-3 | |

2020 GAME-BY-GAME REGULAR-SEASON STATISTICS (SEAHAWKS)


| DATE | OPPONENT | P/S | RUSHING | | | | | RECEIVING | | | | | W/L | SCORE |
|--------------------|---------------|-------------|-----------|------------|------------|------------|----------|-----------|-----------|------------|-----------|----------|-------------|--------|
| | | | NO. | YDS. | AVG. | LG | TD | NO. | YDS. | AVG. | LG | TD | | |
| 09/13 | at Falcons | P | 7 | 23 | 3.3 | 9 | 1 | 0 | 0 | 0.0 | 0 | 0 | W | 38-25 |
| 09/20 | Patriots | P | 5 | 22 | 4.4 | 9 | 0 | 2 | 15 | 7.5 | 9 | 0 | W | 35-30 |
| 09/27 | Cowboys | P | 4 | 12 | 3.0 | 4 | 0 | 1 | 11 | 11.0 | 11 | 0 | W | 38-31 |
| 10/04 | at Dolphins | | | | | | | | | | | | W | 31-23 |
| 10/11 | Vikings | | | | | | | | | | | | W | 27-26 |
| 10/25 | at Cardinals | P | 15 | 68 | 4.5 | 24t | 1 | 3 | 8 | 2.7 | 8 | 0 | L | 34-37+ |
| 11/01 | 49ers | | | | | | | | | | | | W | 37-27 |
| 11/08 | at Bills | | | | | | | | | | | | L | 34-44 |
| 11/15 | at Rams | | | | | | | | | | | | L | 16-23 |
| 11/19 | Cardinals | S | 14 | 79 | 5.6 | 17 | 1 | 2 | 16 | 8.0 | 9 | 0 | W | 28-21 |
| 11/30 | at Eagles | P | 15 | 22 | 1.5 | 8 | 0 | 2 | 7 | 3.5 | 7 | 0 | W | 23-17 |
| 12/06 | Giants | P | 2 | 1 | 0.5 | 1 | 0 | 3 | 10 | 3.3 | 11 | 0 | L | 12-17 |
| 12/13 | Jets | P | 15 | 66 | 4.4 | 18 | 0 | 0 | 0 | 0.0 | 0 | 0 | W | 40-3 |
| 12/20 | at Washington | P | 2 | 55 | 27.5 | 50t | 1 | 2 | 8 | 4.0 | 5 | 0 | W | 20-15 |
| 12/27 | Rams | P | 2 | 8 | 4.0 | 6 | 0 | 1 | 18 | 18.0 | 18 | 0 | W | 20-9 |
| 01/03 | at 49ers | | | | | | | | | | | | W | 26-23 |
| 2020 TOTALS | | 10-1 | 81 | 356 | 4.4 | 50T | 4 | 16 | 93 | 5.8 | 18 | 0 | 12-4 | |

+ - Overtime

2020 GAME-BY-GAME POSTSEASON STATISTICS (SEAHAWKS)

| DATE | OPPONENT | P/S | RUSHING | | | | | RECEIVING | | | | | W/L | SCORE |
|--------------------|----------|------------|----------|----------|------------|----------|----------|-----------|----------|------------|----------|----------|------------|-------|
| | | | NO. | YDS. | AVG. | LG | TD | NO. | YDS. | AVG. | LG | TD | | |
| 01/09 | Rams | P | 4 | 5 | 1.3 | 3 | 0 | 0 | 0 | 0.0 | 0 | 0 | L | 20-30 |
| 2020 TOTALS | | 1-0 | 4 | 5 | 1.3 | 3 | 0 | 0 | 0 | 0.0 | 0 | 0 | 0-1 | |





MYLES JACK | 44



POSITION: LINEBACKER

HT: 6-1 | **WT:** 255 | **DOB:** 9-3-1995

COLLEGE: UCLA

HOMETOWN: SCOTTSDALE, ARIZ.

ACQ: D2-'16

EXP: 6th YEAR



@MylesJack

KEY TRANSACTIONS

- Originally drafted by Jacksonville in the second round (36th overall) of the 2016 draft utilizing a pick obtained from Baltimore for Jaguars' second (38th overall)- and fifth (146th overall)-round choices

PRO

2021 (Jaguars)

- Voted a team captain for the 2021 season
- 9/26 vs. ARI:** Started at linebacker and recorded a team-high 10 total tackles (six solo)... It was the 14th time in his career that Jack recorded double-digit tackles
- 9/19 vs. DEN:** Started at linebacker and finished the game tied for second on the team with six total tackles (three solo)... It was his 11th consecutive game with at least five total tackles
- 9/12 at HOU:** Started at linebacker and led the team with nine total tackles (six solo) and one tackle for loss

2020 (Jaguars)

- Started in all 14 games in which he appeared... Posted a career-best 118 tackles (72 solo), six tackles for loss, five passes defended, 1.0 sack and one INT... Was one of five linebackers in the NFL with at least 115 tackles, two fumble recoveries and one INT on the season... Named team captain as voted on by his teammates
- 9/13 vs. IND:** Started at linebacker and finished second on the team with 11 tackles... Tallied a second-quarter sack on QB Jacoby Brissett that stalled an Indianapolis drive at the Jacksonville 2-yard line
- 10/4 at CIN:** Started at linebacker and tallied four tackles and an INT in which he wrestled the ball from TE Drew Sample in the end zone
- 11/8 vs. HOU:** Started at linebacker and led the team with 11 tackles, including one tackle for loss and also added one forced fumble and one pass defended

2019 (Jaguars)

- Started in 11 games before being placed on the reserve/injured list on Dec. 5 with a knee injury... Finished the season with 66 tackles (42 solo), four passes defended, three tackles for loss, one INT and a 0.5 sack
- 10/6 at CAR:** Started and tallied a team-leading nine tackles (three solo), two passes defended and one tackle for loss
- 10/20 at CIN:** Started at middle linebacker, amassing five tackles, two passes defended and his second career INT

2018 (Jaguars)

- Started all 16 games for the second consecutive season and recorded his first career 100-plus tackle season... Played every snap on defense in 2018 (1,020 snaps) and was one of three players in the NFL to play 100 percent of his team's defensive snaps (DEN S Justin Simmons & PHI S Malcolm Jenkins)
- 9/9 at NYG:** Led the team with 10 tackles (seven solo) and added an INT, which he returned 32 yards for a TD
- 12/6 at TEN:** Started at middle linebacker and led the team with a season-high 13 tackles (eight solo), including 1.0 sack

2017 (Jaguars)

- Regularly started at strongside linebacker and played all three linebacker positions throughout the course of the year
- 9/10 at HOU:** Started at strongside linebacker and led the team with 14 tackles (eight solo), including one tackle for loss
- 1/21 at N.E.:** Started in the AFC Championship game and recorded seven tackles (six solo) and one forced fumble, which he also recovered

2016 (Jaguars)

- Played in all 16 games making 10 starts during his rookie year... Totaled 22 tackles (16 solo)
- 9/11 vs. G.B.:** Played in 12 snaps on special teams in NFL and team debut
- 10/2 vs. IND:** Earned his first career start and made four tackles (three solo) and one pass defended

COLLEGE

- Saw action on both sides of the ball in 29 career games and totaled 178 tackles (116 solo), 23 passes defended, 15 tackles for a loss and two fumble recoveries defensively, while rushing 68 times for 387 yards and 11 TDs
- Started all 13 games at linebacker in 2014 and was second on the team with 88 tackles, eight for loss and seven passes defended, while rushing 28 times for 113 yards and three TDs
- Named Second-Team All-Pac 12 in 2014
- Named both Offensive and Defensive Freshman of the Year in the Pac-12 by the coaches after posting 75 tackles, 11 passes defended and two INTs, while rushing for 267 yards and seven TDs on 38 attempts
- Finalist for the Paul Hornung Award as the nation's most versatile player in 2013

PERSONAL

- A four-star recruit from Bellevue (Wash.) High School, according to both Scout.com and Rivals.com
- Ranked as the nation's No. 4 outside linebacker and No. 1 in the west
- Also played running back in high school for an offense that averaged more than 46 points per game his senior season
- Selected to play in the U.S. Army All-American game, where he posted five tackles
- Earned letters in track (three) and basketball (one)
- In 2019, paid the electric bills for elderly residents in 31 homes around the Jacksonville community through a one-time donation to the Jacksonville Electric Authority



MYLES JACK'S NFL REGULAR SEASON DEFENSIVE STATISTICS

| DATE | TEAM | GP | TACKLES | | | | | | | | INTERCEPTIONS | | | | | O. FUMB | | | | ST | | | MISC | | | | |
|-------------------|---------|-----------|-----------|------------|------------|------------|-----------|-----------|------------|-------------|---------------|----------|-----------|------------|----------|-----------|----------|----------|----------|-----------|----------|----------|----------|----------|----------|----------|---|
| | | | GS | TK | S | A | TFL | YDS | SK | YDS | QBH | NO | YDS | LG | TD | PD | FF | FR | TD | YDS | TK | S | A | FF | FR | S | A |
| 2016 | Jaguars | 16 | 10 | 22 | 16 | 6 | 1 | 1 | 0.5 | 0.0 | 2 | 0 | 0 | 0 | 0 | 2 | 0 | 0 | 0 | 0 | 2 | 2 | 0 | 0 | 0 | 0 | 0 |
| 2017 | Jaguars | 16 | 16 | 90 | 66 | 24 | 5 | 11 | 2.0 | 11.5 | 5 | 0 | 0 | 0 | 0 | 3 | 0 | 1 | 1 | 81 | 0 | 0 | 0 | 0 | 0 | 0 | |
| 2018 | Jaguars | 16 | 16 | 107 | 75 | 32 | 1 | 11 | 2.5 | 15.0 | 4 | 1 | 32 | 32t | 1 | 1 | 1 | 1 | 0 | 0 | 0 | 0 | 0 | 0 | 0 | 0 | |
| 2019 | Jaguars | 11 | 11 | 66 | 42 | 24 | 3 | 13 | 0.5 | 4.0 | 2 | 1 | 14 | 14 | 0 | 4 | 0 | 0 | 0 | 0 | 0 | 0 | 0 | 0 | 0 | 0 | |
| 2020 | Jaguars | 14 | 14 | 118 | 72 | 46 | 6 | 11 | 1.0 | 6.0 | 2 | 1 | 0 | 0 | 0 | 5 | 1 | 2 | 0 | 16 | 0 | 0 | 0 | 0 | 0 | 0 | |
| 2021 | Jaguars | 3 | 3 | 25 | 15 | 10 | 1 | 4 | 0.0 | 0.0 | 0 | 0 | 0 | 0 | 0 | 0 | 0 | 0 | 0 | 0 | 0 | 0 | 0 | 0 | 0 | 0 | |
| NFL TOTALS | | 76 | 70 | 428 | 286 | 142 | 17 | 51 | 6.5 | 36.5 | 15 | 3 | 46 | 32T | 1 | 15 | 2 | 4 | 1 | 97 | 2 | 2 | 0 | 0 | 0 | 0 | |

MYLES JACK'S NFL POSTSEASON DEFENSIVE STATISTICS

| DATE | TEAM | GP | TACKLES | | | | | | | | INTERCEPTIONS | | | | | O. FUMB | | | | ST | | | MISC | | | | |
|-------------------|---------|----------|----------|-----------|-----------|----------|----------|----------|------------|------------|---------------|----------|----------|----------|----------|----------|----------|----------|----------|----------|----------|----------|----------|----------|----------|----------|----------|
| | | | GS | TK | S | A | TFL | YDS | SK | YDS | QBH | NO | YDS | LG | TD | PD | FF | FR | TD | YDS | TK | S | A | FF | FR | S | A |
| 2017 | Jaguars | 3 | 3 | 19 | 16 | 3 | 2 | 8 | 1.0 | 7.0 | 2 | 1 | 0 | 0 | 0 | 3 | 1 | 1 | 0 | 0 | 0 | 0 | 0 | 0 | 0 | 0 | 0 |
| NFL TOTALS | | 3 | 3 | 19 | 16 | 3 | 2 | 8 | 1.0 | 7.0 | 2 | 1 | 0 | 0 | 0 | 3 | 1 | 1 | 0 | 0 | 0 | 0 | 0 | 0 | 0 | 0 | 0 |

SINGLE-GAME HIGHS: DEFENSIVE

| | | | |
|--------------------------|--|----------------------------------|---|
| Total Tackles | 14 at Houston Texans, Sep 10, 2017 13 at Tennessee Titans, Dec 06, 2018 | Tackles For Loss | 1 at Houston Texans, Sep 12, 2021 1 vs. Tennessee Titans, Dec 13, 2020 ...15 more at 1. |
| Sacks | 1.0 vs. Indianapolis Colts, Sep 13, 2020 1.0 at Tennessee Titans, Dec 06, 2018 ...3 more at 1.0. | Interceptions | 1 at Cincinnati Bengals, Oct 04, 2020 1 at Cincinnati Bengals, Oct 20, 2019 ...1 more at 1. |
| Passes Defensed | 2 at Cincinnati Bengals, Oct 20, 2019 2 at Carolina Panthers, Oct 06, 2019 | Interception Return Yards | 32 at New York Giants, Sep 09, 2018 14 at Cincinnati Bengals, Oct 20, 2019 |
| Forced Fumbles | 1 vs. Houston Texans, Nov 08, 2020 1 at Buffalo Bills, Nov 25, 2018 | Special Teams Tackles | 1 vs. Houston Texans, Nov 13, 2016 1 at Chicago Bears, Oct 16, 2016 |
| Fumble Recoveries | 1 at Minnesota Vikings, Dec 06, 2020 1 at Green Bay Packers, Nov 15, 2020 ...2 more at 1. | | |

SINGLE-GAME HIGHS - POSTSEASON: DEFENSIVE

| | | | |
|------------------------|--|--------------------------|---|
| Total Tackles | 7 at New England Patriots, Jan 21, 2018 6 at Pittsburgh Steelers, Jan 14, 2018 ...1 more at 6. | Fumble Recoveries | 1 at New England Patriots, Jan 21, 2018 |
| Sacks | 1.0 vs. Buffalo Bills, Jan 07, 2018 | Tackles For Loss | 1 at Pittsburgh Steelers, Jan 14, 2018 1 vs. Buffalo Bills, Jan 07, 2018 |
| Passes Defensed | 2 vs. Buffalo Bills, Jan 07, 2018 1 at Pittsburgh Steelers, Jan 14, 2018 | Interceptions | 1 at Pittsburgh Steelers, Jan 14, 2018 |
| Forced Fumbles | 1 at New England Patriots, Jan 21, 2018 | | |

2021 GAME-BY-GAME REGULAR-SEASON STATISTICS (JAGUARS)

| DATE | OPPONENT | P/S | TACKLES | | | | | | | | INTERCEPTIONS | | | | | O. FUMB | | | | ST | | | MISC | | | | |
|--------------------|-----------|------------|-----------|-----------|-----------|------------|------------|----------|----------|----------|---------------|----------|----------|----------|----------|----------|----------|----------|----------|----------|----------|----------|----------|----------|----------|------------|-------|
| | | | TK | S | A | SK | YDS | TFL | YDS | QBH | NO | YDS | LG | TD | PD | FF | FR | TD | YDS | TK | S | A | FF | FR | S | A | W/L |
| 09/12 | at Texans | S | 9 | 6 | 3 | 0.0 | 0.0 | 1 | 4 | 0 | 0 | 0 | 0 | 0 | 0 | 0 | 0 | 0 | 0 | 0 | 0 | 0 | 0 | 0 | 0 | L | 21-37 |
| 09/19 | Broncos | S | 6 | 3 | 3 | 0.0 | 0.0 | 0 | 0 | 0 | 0 | 0 | 0 | 0 | 0 | 0 | 0 | 0 | 0 | 0 | 0 | 0 | 0 | 0 | L | 13-23 | |
| 09/26 | Cardinals | S | 10 | 6 | 4 | 0.0 | 0.0 | 0 | 0 | 0 | 0 | 0 | 0 | 0 | 0 | 0 | 0 | 0 | 0 | 0 | 0 | 0 | 0 | 0 | L | 19-31 | |
| 2021 TOTALS | | 3-3 | 25 | 15 | 10 | 0.0 | 0.0 | 1 | 4 | 0 | 0 | 0 | 0 | 0 | 0 | 0 | 0 | 0 | 0 | 0 | 0 | 0 | 0 | 0 | 0 | 0-3 | |

2020 GAME-BY-GAME REGULAR-SEASON STATISTICS (JAGUARS)

| DATE | OPPONENT | P/S | TACKLES | | | | | | | | INTERCEPTIONS | | | | | O. FUMB | | | | ST | | | MISC | | | | | |
|--------------------|-------------|--------------|------------|-----------|-----------|------------|------------|----------|-----------|----------|---------------|----------|----------|----------|----------|----------|----------|----------|-----------|----------|----------|----------|----------|----------|----------|-------------|-------|-------|
| | | | TK | S | A | SK | YDS | TFL | YDS | QBH | NO | YDS | LG | TD | PD | FF | FR | TD | YDS | TK | S | A | FF | FR | S | A | W/L | SCORE |
| 09/13 | Colts | S | 11 | 8 | 3 | 1.0 | 6.0 | 1 | 6 | 2 | 0 | 0 | 0 | 0 | 0 | 0 | 0 | 0 | 0 | 0 | 0 | 0 | 0 | 0 | 0 | W | 27-20 | |
| 09/20 | at Titans | S | 11 | 5 | 6 | 0.0 | 0.0 | 0 | 0 | 0 | 0 | 0 | 0 | 0 | 1 | 0 | 0 | 0 | 0 | 0 | 0 | 0 | 0 | 0 | L | 30-33 | | |
| 09/24 | Dolphins | S | 11 | 7 | 4 | 0.0 | 0.0 | 0 | 0 | 0 | 0 | 0 | 0 | 0 | 0 | 0 | 0 | 0 | 0 | 0 | 0 | 0 | 0 | 0 | L | 13-31 | | |
| 10/04 | at Bengals | S | 4 | 3 | 1 | 0.0 | 0.0 | 0 | 0 | 0 | 1 | 0 | 0 | 0 | 1 | 0 | 0 | 0 | 0 | 0 | 0 | 0 | 0 | 0 | L | 25-33 | | |
| 10/11 | at Texans | | INACTIVE | | | | | | | | | | | | | | | | | | | | | | | | L | 14-30 |
| 10/18 | Lions | S | 4 | 3 | 1 | 0.0 | 0.0 | 1 | 1 | 0 | 0 | 0 | 0 | 0 | 0 | 0 | 0 | 0 | 0 | 0 | 0 | 0 | 0 | 0 | L | 16-34 | | |
| 10/25 | at Chargers | | INACTIVE | | | | | | | | | | | | | | | | | | | | | | | | L | 29-39 |
| 11/08 | Texans | S | 11 | 6 | 5 | 0.0 | 0.0 | 1 | 2 | 0 | 0 | 0 | 0 | 0 | 1 | 1 | 0 | 0 | 0 | 0 | 0 | 0 | 0 | 0 | L | 25-27 | | |
| 11/15 | at Packers | S | 8 | 3 | 5 | 0.0 | 0.0 | 0 | 0 | 0 | 0 | 0 | 0 | 0 | 0 | 1 | 0 | 16 | 0 | 0 | 0 | 0 | 0 | 0 | L | 20-24 | | |
| 11/22 | Steelers | S | 5 | 3 | 2 | 0.0 | 0.0 | 1 | 0 | 0 | 0 | 0 | 0 | 0 | 0 | 0 | 0 | 0 | 0 | 0 | 0 | 0 | 0 | 0 | L | 3-27 | | |
| 11/29 | Browns | S | 9 | 3 | 6 | 0.0 | 0.0 | 1 | 1 | 0 | 0 | 0 | 0 | 0 | 0 | 0 | 0 | 0 | 0 | 0 | 0 | 0 | 0 | 0 | L | 25-27 | | |
| 12/06 | at Vikings | S | 11 | 6 | 5 | 0.0 | 0.0 | 0 | 0 | 0 | 0 | 0 | 0 | 0 | 0 | 1 | 0 | 0 | 0 | 0 | 0 | 0 | 0 | 0 | L | 24-27+ | | |
| 12/13 | Titans | S | 10 | 7 | 3 | 0.0 | 0.0 | 1 | 1 | 0 | 0 | 0 | 0 | 0 | 0 | 0 | 0 | 0 | 0 | 0 | 0 | 0 | 0 | 0 | L | 10-31 | | |
| 12/20 | at Ravens | S | 10 | 7 | 3 | 0.0 | 0.0 | 0 | 0 | 0 | 0 | 0 | 0 | 0 | 1 | 0 | 0 | 0 | 0 | 0 | 0 | 0 | 0 | 0 | L | 14-40 | | |
| 12/27 | Bears | S | 8 | 6 | 2 | 0.0 | 0.0 | 0 | 0 | 0 | 0 | 0 | 0 | 0 | 0 | 0 | 0 | 0 | 0 | 0 | 0 | 0 | 0 | 0 | L | 17-41 | | |
| 01/03 | at Colts | S | 5 | 5 | 0 | 0.0 | 0.0 | 0 | 0 | 0 | 0 | 0 | 0 | 0 | 1 | 0 | 0 | 0 | 0 | 0 | 0 | 0 | 0 | 0 | L | 14-28 | | |
| 2020 TOTALS | | 14-14 | 118 | 72 | 46 | 1.0 | 6.0 | 6 | 11 | 2 | 1 | 0 | 0 | 0 | 5 | 1 | 2 | 0 | 16 | 0 | 0 | 0 | 0 | 0 | 0 | 1-15 | | |

+ - Overtime



2019 GAME-BY-GAME REGULAR-SEASON STATISTICS (JAGUARS)

| DATE | OPPONENT | P/S | TACKLES | | | | | | | INTERCEPTIONS | | | | | O. FUMB | | | | ST | | | | MISC | | W/L | SCORE | | |
|--------------------|-------------|-----|--------------|-----------|-----------|-----------|------------|------------|----------|---------------|----------|----------|-----------|-----------|----------|----------|----------|----------|----------|----------|----------|----------|----------|----------|----------|----------|----------|-------------|
| | | | TK | S | A | SK | YDS | TFL | YDS | QBH | NO | YDS | LG | TD | PD | FF | FR | TD | YDS | TK | S | A | FF | FR | | | S | A |
| 09/08 | Chiefs | S | 2 | 2 | 0 | 0.0 | 0.0 | 0 | 0 | 0 | 0 | 0 | 0 | 0 | 0 | 0 | 0 | 0 | 0 | 0 | 0 | 0 | 0 | 0 | 0 | L | 26-40 | |
| 09/15 | at Texans | S | 7 | 4 | 3 | 0.5 | 4.0 | 0 | 0 | 1 | 0 | 0 | 0 | 0 | 0 | 0 | 0 | 0 | 0 | 0 | 0 | 0 | 0 | 0 | 0 | L | 12-13 | |
| 09/19 | Titans | S | 2 | 2 | 0 | 0.0 | 0.0 | 1 | 1 | 0 | 0 | 0 | 0 | 0 | 0 | 0 | 0 | 0 | 0 | 0 | 0 | 0 | 0 | 0 | 0 | W | 20-7 | |
| 09/29 | at Broncos | S | 6 | 3 | 3 | 0.0 | 0.0 | 0 | 0 | 0 | 0 | 0 | 0 | 0 | 0 | 0 | 0 | 0 | 0 | 0 | 0 | 0 | 0 | 0 | 0 | W | 26-24 | |
| 10/06 | at Panthers | S | 9 | 3 | 6 | 0.0 | 0.0 | 1 | 12 | 0 | 0 | 0 | 0 | 0 | 2 | 0 | 0 | 0 | 0 | 0 | 0 | 0 | 0 | 0 | 0 | L | 27-34 | |
| 10/13 | Saints | S | 8 | 3 | 5 | 0.0 | 0.0 | 0 | 0 | 0 | 0 | 0 | 0 | 0 | 0 | 0 | 0 | 0 | 0 | 0 | 0 | 0 | 0 | 0 | 0 | L | 6-13 | |
| 10/20 | at Bengals | S | 5 | 3 | 2 | 0.0 | 0.0 | 0 | 0 | 0 | 1 | 14 | 14 | 0 | 2 | 0 | 0 | 0 | 0 | 0 | 0 | 0 | 0 | 0 | 0 | W | 27-17 | |
| 10/27 | Jets | S | 4 | 3 | 1 | 0.0 | 0.0 | 0 | 0 | 0 | 0 | 0 | 0 | 0 | 0 | 0 | 0 | 0 | 0 | 0 | 0 | 0 | 0 | 0 | 0 | W | 29-15 | |
| 11/03 | Texans | S | 7 | 6 | 1 | 0.0 | 0.0 | 0 | 0 | 0 | 0 | 0 | 0 | 0 | 0 | 0 | 0 | 0 | 0 | 0 | 0 | 0 | 0 | 0 | 0 | L | 3-26 | |
| 11/17 | at Colts | S | 9 | 7 | 2 | 0.0 | 0.0 | 0 | 0 | 1 | 0 | 0 | 0 | 0 | 0 | 0 | 0 | 0 | 0 | 0 | 0 | 0 | 0 | 0 | 0 | L | 13-33 | |
| 11/24 | at Titans | S | 7 | 6 | 1 | 0.0 | 0.0 | 1 | 0 | 0 | 0 | 0 | 0 | 0 | 0 | 0 | 0 | 0 | 0 | 0 | 0 | 0 | 0 | 0 | 0 | L | 20-42 | |
| 12/01 | Buccaneers | | | | | | | | | | | | | | | | | | | | | | | | | L | 11-28 | |
| 12/08 | Chargers | | | | | | | | | | | | | | | | | | | | | | | | | L | 10-45 | |
| 12/15 | at Raiders | | | | | | | | | | | | | | | | | | | | | | | | W | 20-16 | | |
| 12/22 | at Falcons | | | | | | | | | | | | | | | | | | | | | | | | | L | 12-24 | |
| 12/29 | Colts | | | | | | | | | | | | | | | | | | | | | | | | | W | 38-20 | |
| 2019 TOTALS | | | 11-11 | 66 | 42 | 24 | 0.5 | 4.0 | 3 | 13 | 2 | 1 | 14 | 14 | 0 | 4 | 0 | 0 | 0 | 0 | 0 | 0 | 0 | 0 | 0 | 0 | 0 | 6-10 |

2018 GAME-BY-GAME REGULAR-SEASON STATISTICS (JAGUARS)

| DATE | OPPONENT | P/S | TACKLES | | | | | | | INTERCEPTIONS | | | | | O. FUMB | | | | ST | | | | MISC | | W/L | SCORE | | |
|--------------------|-------------|-----|--------------|------------|-----------|-----------|------------|-------------|----------|---------------|----------|----------|-----------|------------|----------|----------|----------|----------|----------|----------|----------|----------|----------|----------|----------|----------|-------------|-------|
| | | | TK | S | A | SK | YDS | TFL | YDS | QBH | NO | YDS | LG | TD | PD | FF | FR | TD | YDS | TK | S | A | FF | FR | | | S | A |
| 09/09 | at Giants | S | 10 | 7 | 3 | 0.0 | 0.0 | 0 | 0 | 0 | 1 | 32 | 32 | 1 | 1 | 0 | 0 | 0 | 0 | 0 | 0 | 0 | 0 | 0 | 0 | 0 | W | 20-15 |
| 09/16 | Patriots | S | 8 | 7 | 1 | 0.0 | 0.0 | 0 | 0 | 0 | 0 | 0 | 0 | 0 | 0 | 0 | 0 | 0 | 0 | 0 | 0 | 0 | 0 | 0 | 0 | 0 | W | 31-20 |
| 09/23 | Titans | S | 3 | 2 | 1 | 0.0 | 0.0 | 0 | 0 | 0 | 0 | 0 | 0 | 0 | 0 | 0 | 0 | 0 | 0 | 0 | 0 | 0 | 0 | 0 | 0 | 0 | L | 6-9 |
| 09/30 | Jets | S | 5 | 4 | 1 | 0.0 | 0.0 | 0 | 0 | 0 | 0 | 0 | 0 | 0 | 0 | 0 | 0 | 0 | 0 | 0 | 0 | 0 | 0 | 0 | 0 | 0 | W | 31-12 |
| 10/07 | at Chiefs | S | 10 | 5 | 5 | 0.0 | 0.0 | 0 | 0 | 0 | 0 | 0 | 0 | 0 | 0 | 0 | 0 | 0 | 0 | 0 | 0 | 0 | 0 | 0 | 0 | 0 | L | 14-30 |
| 10/14 | at Cowboys | S | 5 | 3 | 2 | 0.0 | 0.0 | 0 | 0 | 0 | 0 | 0 | 0 | 0 | 0 | 0 | 0 | 0 | 0 | 0 | 0 | 0 | 0 | 0 | 0 | 0 | L | 7-40 |
| 10/21 | Texans | S | 6 | 5 | 1 | 0.0 | 0.0 | 0 | 0 | 0 | 0 | 0 | 0 | 0 | 0 | 0 | 0 | 0 | 0 | 0 | 0 | 0 | 0 | 0 | 0 | 0 | L | 7-20 |
| 10/28 | Eagles | S | 5 | 2 | 3 | 1.0 | 11.0 | 1 | 11 | 1 | 0 | 0 | 0 | 0 | 0 | 0 | 0 | 0 | 0 | 0 | 0 | 0 | 0 | 0 | 0 | 0 | L | 18-24 |
| 11/11 | at Colts | S | 3 | 3 | 0 | 0.0 | 0.0 | 0 | 0 | 0 | 0 | 0 | 0 | 0 | 0 | 0 | 0 | 0 | 0 | 0 | 0 | 0 | 0 | 0 | 0 | 0 | L | 26-29 |
| 11/18 | Steelers | S | 1 | 1 | 0 | 0.0 | 0.0 | 0 | 0 | 0 | 0 | 0 | 0 | 0 | 0 | 0 | 0 | 0 | 0 | 0 | 0 | 0 | 0 | 0 | 0 | 0 | L | 16-20 |
| 11/25 | at Bills | S | 4 | 3 | 1 | 0.0 | 0.0 | 0 | 0 | 1 | 0 | 0 | 0 | 0 | 0 | 1 | 0 | 0 | 0 | 0 | 0 | 0 | 0 | 0 | 0 | 0 | L | 21-24 |
| 12/02 | Colts | S | 10 | 7 | 3 | 0.0 | 0.0 | 0 | 0 | 0 | 0 | 0 | 0 | 0 | 0 | 0 | 1 | 0 | 0 | 0 | 0 | 0 | 0 | 0 | 0 | 0 | W | 6-0 |
| 12/06 | at Titans | S | 13 | 8 | 5 | 1.0 | 0.0 | 0 | 0 | 1 | 0 | 0 | 0 | 0 | 0 | 0 | 0 | 0 | 0 | 0 | 0 | 0 | 0 | 0 | 0 | 0 | L | 9-30 |
| 12/16 | Washington | S | 6 | 5 | 1 | 0.0 | 0.0 | 0 | 0 | 0 | 0 | 0 | 0 | 0 | 0 | 0 | 0 | 0 | 0 | 0 | 0 | 0 | 0 | 0 | 0 | 0 | L | 13-16 |
| 12/23 | at Dolphins | S | 8 | 7 | 1 | 0.0 | 0.0 | 0 | 0 | 0 | 0 | 0 | 0 | 0 | 0 | 0 | 0 | 0 | 0 | 0 | 0 | 0 | 0 | 0 | 0 | 0 | W | 17-7 |
| 12/30 | at Texans | S | 10 | 6 | 4 | 0.5 | 4.0 | 0 | 0 | 1 | 0 | 0 | 0 | 0 | 0 | 0 | 0 | 0 | 0 | 0 | 0 | 0 | 0 | 0 | 0 | 0 | L | 3-20 |
| 2018 TOTALS | | | 16-16 | 107 | 75 | 32 | 2.5 | 15.0 | 1 | 11 | 4 | 1 | 32 | 32T | 1 | 1 | 1 | 1 | 0 | 0 | 0 | 0 | 0 | 0 | 0 | 0 | 5-11 | |

2017 GAME-BY-GAME REGULAR-SEASON STATISTICS (JAGUARS)

| DATE | OPPONENT | P/S | TACKLES | | | | | | | INTERCEPTIONS | | | | | O. FUMB | | | | ST | | | | MISC | | W/L | SCORE | | |
|--------------------|--------------|-----|--------------|-----------|-----------|-----------|------------|-------------|----------|---------------|----------|----------|----------|----------|----------|----------|----------|----------|----------|-----------|----------|----------|----------|----------|----------|----------|-------------|--------|
| | | | TK | S | A | SK | YDS | TFL | YDS | QBH | NO | YDS | LG | TD | PD | FF | FR | TD | YDS | TK | S | A | FF | FR | | | S | A |
| 09/10 | at Texans | S | 14 | 8 | 6 | 0.0 | 0.0 | 1 | 1 | 0 | 0 | 0 | 0 | 0 | 0 | 0 | 0 | 0 | 0 | 0 | 0 | 0 | 0 | 0 | 0 | 0 | W | 29-7 |
| 09/17 | Titans | S | 6 | 5 | 1 | 1.0 | 4.0 | 1 | 4 | 1 | 0 | 0 | 0 | 0 | 0 | 0 | 0 | 0 | 0 | 0 | 0 | 0 | 0 | 0 | 0 | 0 | L | 16-37 |
| 09/24 | Ravens | S | 4 | 4 | 0 | 0.0 | 0.0 | 0 | 0 | 0 | 0 | 0 | 0 | 0 | 0 | 0 | 0 | 0 | 0 | 0 | 0 | 0 | 0 | 0 | 0 | 0 | W | 44-7 |
| 10/01 | at Jets | S | 9 | 8 | 1 | 0.0 | 0.0 | 1 | 4 | 1 | 0 | 0 | 0 | 0 | 0 | 0 | 1 | 1 | 81 | 0 | 0 | 0 | 0 | 0 | 0 | 0 | L | 20-23+ |
| 10/08 | at Steelers | S | 9 | 5 | 4 | 0.0 | 0.0 | 0 | 0 | 0 | 0 | 0 | 0 | 0 | 0 | 0 | 0 | 0 | 0 | 0 | 0 | 0 | 0 | 0 | 0 | 0 | W | 30-9 |
| 10/15 | Rams | S | 6 | 5 | 1 | 0.0 | 0.0 | 1 | 1 | 0 | 0 | 0 | 0 | 0 | 0 | 0 | 0 | 0 | 0 | 0 | 0 | 0 | 0 | 0 | 0 | 0 | L | 17-27 |
| 10/22 | at Colts | S | 8 | 4 | 4 | 1.0 | 7.5 | 0 | 0 | 2 | 0 | 0 | 0 | 0 | 1 | 0 | 0 | 0 | 0 | 0 | 0 | 0 | 0 | 0 | 0 | 0 | W | 27-0 |
| 11/05 | Bengals | S | 1 | 1 | 0 | 0.0 | 0.0 | 0 | 0 | 0 | 0 | 0 | 0 | 0 | 0 | 0 | 0 | 0 | 0 | 0 | 0 | 0 | 0 | 0 | 0 | 0 | W | 23-7 |
| 11/12 | Chargers | S | 9 | 8 | 1 | 0.0 | 0.0 | 1 | 1 | 0 | 0 | 0 | 0 | 0 | 0 | 0 | 0 | 0 | 0 | 0 | 0 | 0 | 0 | 0 | 0 | 0 | W | 20-17+ |
| 11/19 | at Browns | S | 2 | 1 | 1 | 0.0 | 0.0 | 0 | 0 | 0 | 0 | 0 | 0 | 0 | 1 | 0 | 0 | 0 | 0 | 0 | 0 | 0 | 0 | 0 | 0 | 0 | W | 19-7 |
| 11/26 | at Cardinals | S | 3 | 3 | 0 | 0.0 | 0.0 | 0 | 0 | 0 | 0 | 0 | 0 | 0 | 0 | 0 | 0 | 0 | 0 | 0 | 0 | 0 | 0 | 0 | 0 | 0 | L | 24-27 |
| 12/03 | Colts | S | 5 | 3 | 2 | 0.0 | 0.0 | 0 | 0 | 0 | 0 | 0 | 0 | 0 | 0 | 0 | 0 | 0 | 0 | 0 | 0 | 0 | 0 | 0 | 0 | 0 | W | 30-10 |
| 12/10 | Seahawks | S | 6 | 5 | 1 | 0.0 | 0.0 | 0 | 0 | 0 | 0 | 0 | 0 | 0 | 0 | 0 | 0 | 0 | 0 | 0 | 0 | 0 | 0 | 0 | 0 | 0 | W | 30-24 |
| 12/17 | Texans | S | 2 | 1 | 1 | 0.0 | 0.0 | 0 | 0 | 0 | 0 | 0 | 0 | 0 | 1 | 0 | 0 | 0 | 0 | 0 | 0 | 0 | 0 | 0 | 0 | 0 | W | 45-7 |
| 12/24 | at 49ers | S | 3 | 3 | 0 | 0.0 | 0.0 | 0 | 0 | 0 | 0 | 0 | 0 | 0 | 0 | 0 | 0 | 0 | 0 | 0 | 0 | 0 | 0 | 0 | 0 | 0 | L | 33-44 |
| 12/31 | at Titans | S | 3 | 2 | 1 | 0.0 | 0.0 | 0 | 0 | 1 | 0 | 0 | 0 | 0 | 0 | 0 | 0 | 0 | 0 | 0 | 0 | 0 | 0 | 0 | 0 | 0 | L | 10-15 |
| 2017 TOTALS | | | 16-16 | 90 | 66 | 24 | 2.0 | 11.5 | 5 | 11 | 5 | 0 | 0 | 0 | 0 | 3 | 0 | 1 | 1 | 81 | 0 | 0 | 0 | 0 | 0 | 0 | 10-6 | |

+ - Overtime



2016 GAME-BY-GAME REGULAR-SEASON STATISTICS (JAGUARS)

| DATE | OPPONENT | P/S | TACKLES | | | | | | | INTERCEPTIONS | | | | | O. FUMB | | | | ST | | | | | MISC | | | SCORE | | |
|--------------------|-------------|-----|--------------|-----------|-----------|----------|------------|------------|----------|---------------|----------|----------|----------|----------|----------|----------|----------|----------|----------|----------|----------|----------|----------|----------|----------|----------|----------|----------|-------------|
| | | | TK | S | A | SK | YDS | TFL | YDS | QBH | NO | YDS | LG | TD | PD | FF | FR | TD | YDS | TK | S | A | FF | FR | S | A | | W/L | |
| 09/11 | Packers | P | 0 | 0 | 0 | 0.0 | 0.0 | 0 | 0 | 0 | 0 | 0 | 0 | 0 | 0 | 0 | 0 | 0 | 0 | 0 | 0 | 0 | 0 | 0 | 0 | 0 | L | 23-27 | |
| 09/18 | at Chargers | P | 2 | 2 | 0 | 0.0 | 0.0 | 0 | 0 | 0 | 0 | 0 | 0 | 0 | 0 | 0 | 0 | 0 | 0 | 0 | 0 | 0 | 0 | 0 | 0 | 0 | L | 14-38 | |
| 09/25 | Ravens | P | 0 | 0 | 0 | 0.0 | 0.0 | 0 | 0 | 0 | 0 | 0 | 0 | 0 | 0 | 0 | 0 | 0 | 0 | 0 | 0 | 0 | 0 | 0 | 0 | 0 | L | 17-19 | |
| 10/02 | Colts | S | 4 | 3 | 1 | 0.0 | 0.0 | 0 | 0 | 0 | 0 | 0 | 0 | 0 | 1 | 0 | 0 | 0 | 0 | 0 | 0 | 0 | 0 | 0 | 0 | 0 | W | 30-27 | |
| 10/16 | at Bears | S | 1 | 1 | 0 | 0.0 | 0.0 | 0 | 0 | 0 | 0 | 0 | 0 | 0 | 0 | 0 | 0 | 0 | 0 | 1 | 1 | 0 | 0 | 0 | 0 | 0 | W | 17-16 | |
| 10/23 | Raiders | S | 1 | 1 | 0 | 0.0 | 0.0 | 0 | 0 | 0 | 0 | 0 | 0 | 0 | 0 | 0 | 0 | 0 | 0 | 0 | 0 | 0 | 0 | 0 | 0 | 0 | L | 16-33 | |
| 10/27 | at Titans | S | 0 | 0 | 0 | 0.0 | 0.0 | 0 | 0 | 0 | 0 | 0 | 0 | 0 | 0 | 0 | 0 | 0 | 0 | 0 | 0 | 0 | 0 | 0 | 0 | 0 | L | 22-36 | |
| 11/06 | at Chiefs | S | 1 | 1 | 0 | 0.0 | 0.0 | 0 | 0 | 0 | 0 | 0 | 0 | 0 | 0 | 0 | 0 | 0 | 0 | 0 | 0 | 0 | 0 | 0 | 0 | 0 | L | 14-19 | |
| 11/13 | Texans | S | 2 | 2 | 0 | 0.0 | 0.0 | 0 | 0 | 0 | 1 | 0 | 0 | 0 | 0 | 0 | 0 | 0 | 0 | 1 | 1 | 0 | 0 | 0 | 0 | 0 | L | 21-24 | |
| 11/20 | at Lions | P | 3 | 2 | 1 | 0.0 | 0.0 | 1 | 1 | 0 | 0 | 0 | 0 | 0 | 0 | 0 | 0 | 0 | 0 | 0 | 0 | 0 | 0 | 0 | 0 | 0 | L | 19-26 | |
| 11/27 | at Bills | S | 5 | 2 | 3 | 0.5 | 0.0 | 0 | 0 | 1 | 0 | 0 | 0 | 0 | 0 | 0 | 0 | 0 | 0 | 0 | 0 | 0 | 0 | 0 | 0 | 0 | L | 21-28 | |
| 12/04 | Broncos | S | 1 | 1 | 0 | 0.0 | 0.0 | 0 | 0 | 0 | 0 | 0 | 0 | 0 | 0 | 0 | 0 | 0 | 0 | 0 | 0 | 0 | 0 | 0 | 0 | 0 | L | 10-20 | |
| 12/11 | Vikings | P | 1 | 0 | 1 | 0.0 | 0.0 | 0 | 0 | 0 | 0 | 0 | 0 | 0 | 0 | 0 | 0 | 0 | 0 | 0 | 0 | 0 | 0 | 0 | 0 | 0 | L | 16-25 | |
| 12/18 | at Texans | P | 1 | 1 | 0 | 0.0 | 0.0 | 0 | 0 | 0 | 0 | 0 | 0 | 0 | 0 | 0 | 0 | 0 | 0 | 0 | 0 | 0 | 0 | 0 | 0 | 0 | L | 20-21 | |
| 12/24 | Titans | S | 0 | 0 | 0 | 0.0 | 0.0 | 0 | 0 | 0 | 0 | 0 | 0 | 0 | 0 | 0 | 0 | 0 | 0 | 0 | 0 | 0 | 0 | 0 | 0 | 0 | W | 38-17 | |
| 01/01 | at Colts | S | 0 | 0 | 0 | 0.0 | 0.0 | 0 | 0 | 0 | 0 | 0 | 0 | 0 | 1 | 0 | 0 | 0 | 0 | 0 | 0 | 0 | 0 | 0 | 0 | 0 | L | 20-24 | |
| 2016 TOTALS | | | 16-10 | 22 | 16 | 6 | 0.5 | 0.0 | 1 | 1 | 2 | 0 | 0 | 0 | 0 | 2 | 0 | 0 | 0 | 0 | 2 | 2 | 0 | 0 | 0 | 0 | 0 | 0 | 3-13 |

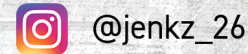




RAYSHAWN JENKINS | 2



POSITION: SAFETY
HT: 6-1 | **WT:** 200 | **DOB:** 1-25-1994
COLLEGE: MIAMI
HOMETOWN: ST. PETERSBURG, FLA.
ACQ: UFA (LAC)-'21
EXP: 5th YEAR



KEY TRANSACTIONS

- Originally drafted by the Los Angeles Chargers in the fourth round (117th overall) of the 2017 draft
- Signed by Jacksonville as an unrestricted free agent on 3/15/21

PRO

2021 (Jaguars)

- Voted a team captain for the 2021 season
- 9/26 vs. ARI:** Started at safety and recorded two total tackles
- 9/19 vs. DEN:** Started at safety and recorded six solo tackles and one pass defended in home debut
- 9/12 at HOU:** Started at safety and had six solo tackles, one tackle for loss, one pass defended and one QB hit in his Jaguars debut

2020 (Chargers)

- Played and started in 15 games... Had a career-high 84 tackles (58 solo), four tackles for loss and two interceptions... Also had 1.0 sack and tied a career high with four passes defended

2019 (Chargers)

- Started all 16 games at safety, registering 52 tackles (34 solo) and two tackles for loss
- Recorded three INTs and four passes defended on the year... Had three tackles on special teams

2018 (Chargers)

- Appeared in 15 contests with one start at safety
- Posted 13 tackles (eight solo)... Recorded a half-sack, the first of his career, and 1.5 tackles for loss... Registered 10 tackles on special teams
- Started both postseason games at safety, recording 12 tackles (eight solo)... Added a special teams tackle

2017 (Chargers)

- Played in 15 games, missing one with a concussion
- Totaled five tackles (four solo), a pass defended and 11 tackles on special teams, pinning the opponent inside their own 20 four times

COLLEGE

- Played four seasons (2012-13, '15-16) at Miami with a medical redshirt in 2014, appearing in 49 career games with 33 starts
- Finished with 201 tackles, including eight tackles for loss and 1.5 sacks
- Posted nine INTs, 28 passes defended and a fumble recovery
- Earned honorable mention All-Atlantic Coast Conference as a senior when he ranked third on the team with 76 tackles (56 solo) while leading the team with two INTs.

PERSONAL

- Has 17 siblings
- Played youth football with teammate Shaquill Griffin
- Earned a degree in criminology with a minor in sports administration from Miami
- Played quarterback, wide receiver, running back and defensive back at Admiral Farragut Academy in St. Petersburg, Fla.
- Also ran track as was named the school's Athlete of the Year after winning the 1A state title in the 110-meter hurdles and finishing second in the 300-meter hurdles
- Lettered four years in football and three in track & field

RAYSHAWN JENKINS' NFL REGULAR SEASON DEFENSIVE STATISTICS

| DATE | TEAM | GP | GS | TACKLES | | | | | | INTERCEPTIONS | | | | | | O. FUMB | | | | ST | | | | MISC | | | | |
|-------------------|----------|-----------|-----------|------------|------------|-----------|----------|-----------|------------|---------------|----------|----------|-----------|-----------|----------|-----------|----------|----------|----------|----------|----------|-----------|-----------|----------|----------|----------|----------|----------|
| | | | | TK | S | A | TFL | YDS | SK | YDS | QBH | NO | YDS | LG | TD | PD | FF | FR | TD | YDS | TK | S | A | FF | FR | S | A | |
| 2017 | Chargers | 15 | 0 | 5 | 4 | 1 | 0 | 0 | 0.0 | 0.0 | 1 | 0 | 0 | 0 | 0 | 1 | 0 | 0 | 0 | 0 | 0 | 8 | 6 | 2 | 0 | 0 | 0 | 0 |
| 2018 | Chargers | 15 | 1 | 13 | 8 | 5 | 1 | 1 | 0.5 | 3.5 | 2 | 0 | 0 | 0 | 0 | 0 | 0 | 0 | 0 | 0 | 0 | 10 | 5 | 5 | 0 | 0 | 0 | 0 |
| 2019 | Chargers | 16 | 16 | 53 | 34 | 19 | 2 | 9 | 0.0 | 0.0 | 0 | 3 | 10 | 8 | 0 | 4 | 0 | 0 | 0 | 0 | 0 | 1 | 0 | 1 | 0 | 0 | 0 | 0 |
| 2020 | Chargers | 15 | 15 | 81 | 56 | 25 | 4 | 9 | 1.0 | 6.0 | 1 | 2 | 23 | 23 | 0 | 4 | 0 | 0 | 0 | 0 | 0 | 3 | 2 | 1 | 0 | 0 | 0 | 0 |
| 2021 | Jaguars | 3 | 3 | 14 | 14 | 0 | 1 | 0 | 0.0 | 0.0 | 1 | 0 | 0 | 0 | 0 | 2 | 0 | 0 | 0 | 0 | 0 | 0 | 0 | 0 | 0 | 0 | 0 | 0 |
| NFL TOTALS | | 64 | 35 | 166 | 116 | 50 | 8 | 19 | 1.5 | 9.5 | 5 | 5 | 33 | 23 | 0 | 11 | 0 | 0 | 0 | 0 | 0 | 22 | 13 | 9 | 0 | 0 | 0 | 0 |

RAYSHAWN JENKINS' NFL POSTSEASON DEFENSIVE STATISTICS

| DATE | TEAM | GP | GS | TACKLES | | | | | | INTERCEPTIONS | | | | | | O. FUMB | | | | ST | | | | MISC | | | | | |
|-------------------|----------|----------|----------|-----------|----------|----------|----------|----------|------------|---------------|----------|----------|----------|----------|----------|----------|----------|----------|----------|----------|----------|----------|----------|----------|----------|----------|----------|----------|---|
| | | | | TK | S | A | TFL | YDS | SK | YDS | QBH | NO | YDS | LG | TD | PD | FF | FR | TD | YDS | TK | S | A | FF | FR | S | A | | |
| 2018 | Chargers | 2 | 2 | 12 | 8 | 4 | 0 | 0 | 0.0 | 0.0 | 0 | 0 | 0 | 0 | 0 | 0 | 0 | 0 | 0 | 0 | 0 | 0 | 1 | 0 | 1 | 0 | 0 | 0 | 0 |
| NFL TOTALS | | 2 | 2 | 12 | 8 | 4 | 0 | 0 | 0.0 | 0.0 | 0 | 0 | 0 | 0 | 0 | 0 | 0 | 0 | 0 | 0 | 0 | 1 | 0 | 1 | 0 | 0 | 0 | 0 | |



SINGLE-GAME HIGHS: DEFENSIVE

Total Tackles 10 at Buffalo Bills, Nov 29, 2020
9 at New Orleans Saints, Oct 12, 2020
...1 more at 9.

Sacks 1.0 vs. Carolina Panthers, Sep 27, 2020
0.5 at Cleveland Browns, Oct 14, 2018

Passes Defensed 2 at Denver Broncos, Nov 01, 2020
1 vs. Denver Broncos, Sep 19, 2021
...8 more at 1.

Tackles For Loss 2 vs. Carolina Panthers, Sep 27, 2020
2 at Miami Dolphins, Sep 29, 2019

Interceptions 1 vs. Atlanta Falcons, Dec 13, 2020
1 at Denver Broncos, Nov 01, 2020
...3 more at 1.

Interception Return Yards 23 at Denver Broncos, Nov 01, 2020
8 vs. Pittsburgh Steelers, Oct 13, 2019

Special Teams Tackles 3 vs. Denver Broncos, Nov 18, 2018
3 at Cleveland Browns, Oct 14, 2018

SINGLE-GAME HIGHS - POSTSEASON: DEFENSIVE

Total Tackles 9 at New England Patriots, Jan 13, 2019
3 at Baltimore Ravens, Jan 06, 2019

Special Teams Tackles 1 at Baltimore Ravens, Jan 06, 2019

2021 GAME-BY-GAME REGULAR-SEASON STATISTICS (JAGUARS)

| DATE | OPPONENT | P/S | TACKLES | | | | | | | INTERCEPTIONS | | | | | O. FUMB | | | | ST | | | | MISC | | | | W/L | SCORE | | | |
|--------------------|-----------|------------|-----------|-----------|----------|------------|------------|----------|----------|---------------|----------|----------|----------|----------|----------|----------|----------|----------|----------|----------|----------|----------|----------|----------|----------|----------|----------|----------|----------|------------|-------|
| | | | TK | S | A | SK | YDS | TFL | YDS | QBH | NO | YDS | LG | TD | PD | FF | FR | TD | YDS | TK | S | A | FF | FR | S | A | | | S | A | |
| 09/12 | at Texans | S | 6 | 6 | 0 | 0.0 | 0.0 | 1 | 0 | 1 | 0 | 0 | 0 | 0 | 1 | 0 | 0 | 0 | 0 | 0 | 0 | 0 | 0 | 0 | 0 | 0 | 0 | 0 | 0 | L | 21-37 |
| 09/19 | Broncos | S | 6 | 6 | 0 | 0.0 | 0.0 | 0 | 0 | 0 | 0 | 0 | 0 | 0 | 1 | 0 | 0 | 0 | 0 | 0 | 0 | 0 | 0 | 0 | 0 | 0 | 0 | 0 | L | 13-23 | |
| 09/26 | Cardinals | S | 2 | 2 | 0 | 0.0 | 0.0 | 0 | 0 | 0 | 0 | 0 | 0 | 0 | 0 | 0 | 0 | 0 | 0 | 0 | 0 | 0 | 0 | 0 | 0 | 0 | 0 | L | 19-31 | | |
| 2021 TOTALS | | 3-3 | 14 | 14 | 0 | 0.0 | 0.0 | 1 | 0 | 1 | 0 | 0 | 0 | 0 | 2 | 0 | 0 | 0 | 0 | 0 | 0 | 0 | 0 | 0 | 0 | 0 | 0 | 0 | 0 | 0-3 | |

2020 GAME-BY-GAME REGULAR-SEASON STATISTICS (CHARGERS)

| DATE | OPPONENT | P/S | TACKLES | | | | | | | INTERCEPTIONS | | | | | O. FUMB | | | | ST | | | | MISC | | | | W/L | SCORE | | |
|--------------------|---------------|--------------|-----------|-----------|-----------|------------|------------|----------|----------|---------------|----------|-----------|-----------|----------|----------|----------|----------|----------|----------|----------|----------|----------|----------|----------|----------|----------|----------|----------|----------|------------|
| | | | TK | S | A | SK | YDS | TFL | YDS | QBH | NO | YDS | LG | TD | PD | FF | FR | TD | YDS | TK | S | A | FF | FR | S | A | | | S | A |
| 09/13 | at Bengals | S | 1 | 1 | 0 | 0.0 | 0.0 | 0 | 0 | 0 | 0 | 0 | 0 | 0 | 0 | 0 | 0 | 0 | 0 | 0 | 0 | 0 | 0 | 0 | 0 | 0 | 0 | 0 | W | 16-13 |
| 09/20 | Chiefs | S | 3 | 1 | 2 | 0.0 | 0.0 | 0 | 0 | 0 | 0 | 0 | 0 | 0 | 0 | 0 | 0 | 0 | 0 | 0 | 0 | 0 | 0 | 0 | 0 | 0 | 0 | L | 20-23+ | |
| 09/27 | Panthers | S | 9 | 3 | 6 | 1.0 | 6.0 | 2 | 7 | 1 | 0 | 0 | 0 | 0 | 0 | 0 | 0 | 0 | 0 | 0 | 0 | 0 | 0 | 0 | 0 | 0 | L | 16-21 | | |
| 10/04 | at Buccaneers | S | 3 | 1 | 2 | 0.0 | 0.0 | 1 | 1 | 0 | 0 | 0 | 0 | 0 | 0 | 0 | 0 | 0 | 0 | 0 | 0 | 0 | 0 | 0 | 0 | 0 | L | 31-38 | | |
| 10/12 | at Saints | S | 9 | 7 | 2 | 0.0 | 0.0 | 0 | 0 | 0 | 0 | 0 | 0 | 0 | 0 | 0 | 0 | 0 | 0 | 0 | 0 | 0 | 0 | 0 | 0 | 0 | L | 27-30+ | | |
| 10/25 | Jaguars | S | 8 | 7 | 1 | 0.0 | 0.0 | 0 | 0 | 0 | 0 | 0 | 0 | 0 | 0 | 0 | 0 | 0 | 0 | 0 | 0 | 0 | 0 | 0 | 0 | 0 | W | 39-29 | | |
| 11/01 | at Broncos | S | 7 | 6 | 1 | 0.0 | 0.0 | 0 | 0 | 0 | 1 | 23 | 23 | 0 | 2 | 0 | 0 | 0 | 0 | 0 | 0 | 0 | 0 | 0 | 0 | 0 | L | 30-31 | | |
| 11/08 | Raiders | S | 6 | 4 | 2 | 0.0 | 0.0 | 0 | 0 | 0 | 0 | 0 | 0 | 0 | 0 | 0 | 0 | 0 | 0 | 0 | 0 | 0 | 0 | 0 | 0 | 0 | L | 26-31 | | |
| 11/15 | at Dolphins | S | 5 | 4 | 1 | 0.0 | 0.0 | 0 | 0 | 0 | 0 | 0 | 0 | 0 | 0 | 0 | 0 | 0 | 0 | 0 | 0 | 0 | 0 | 0 | 0 | 0 | L | 21-29 | | |
| 11/22 | Jets | S | 7 | 4 | 3 | 0.0 | 0.0 | 0 | 0 | 0 | 0 | 0 | 0 | 0 | 1 | 0 | 0 | 0 | 0 | 0 | 0 | 0 | 0 | 0 | 0 | 0 | W | 34-28 | | |
| 11/29 | at Bills | S | 10 | 7 | 3 | 0.0 | 0.0 | 1 | 1 | 0 | 0 | 0 | 0 | 0 | 0 | 0 | 0 | 0 | 0 | 0 | 0 | 0 | 0 | 0 | 0 | 0 | L | 17-27 | | |
| 12/06 | Patriots | S | 5 | 5 | 0 | 0.0 | 0.0 | 0 | 0 | 0 | 0 | 0 | 0 | 0 | 0 | 0 | 0 | 0 | 0 | 0 | 0 | 0 | 0 | 0 | 0 | 0 | L | 0-45 | | |
| 12/13 | Falcons | S | 4 | 4 | 0 | 0.0 | 0.0 | 0 | 0 | 0 | 1 | 0 | 0 | 0 | 1 | 0 | 0 | 0 | 0 | 0 | 0 | 0 | 0 | 0 | 0 | 0 | W | 20-17 | | |
| 12/17 | at Raiders | S | 4 | 2 | 2 | 0.0 | 0.0 | 0 | 0 | 0 | 0 | 0 | 0 | 0 | 0 | 0 | 0 | 0 | 0 | 0 | 0 | 0 | 0 | 0 | 0 | 0 | W | 30-27+ | | |
| 12/27 | Broncos | S | 0 | 0 | 0 | 0.0 | 0.0 | 0 | 0 | 0 | 0 | 0 | 0 | 0 | 0 | 0 | 0 | 0 | 0 | 0 | 0 | 0 | 0 | 0 | 0 | 0 | W | 19-16 | | |
| 01/03 | at Chiefs | | | | | | | | | | | | | | | | | | | | | | | | | | W | 38-21 | | |
| 2020 TOTALS | | 15-15 | 81 | 56 | 25 | 1.0 | 6.0 | 4 | 9 | 1 | 2 | 23 | 23 | 0 | 4 | 0 | 0 | 0 | 0 | 0 | 0 | 0 | 0 | 3 | 2 | 1 | 0 | 0 | 0 | 7-9 |

+ - Overtime





TYRON JOHNSON | 12



POSITION: WIDE RECEIVER

HT: 6-1 | **WT:** 193 | **DOB:** 1-8-1996

COLLEGE: OKLAHOMA STATE

HOMETOWN: NEW ORLEANS, LA.

ACQ: W (LAC)-'21

EXP: 2nd YEAR

KEY TRANSACTIONS

- Originally signed by Houston as an undrafted free agent on 5/10/19
- Signed by Buffalo to the practice squad on 9/2/19
- Signed by Houston from the Buffalo's practice squad on 9/24/19
- Signed by Carolina from the Houston's practice squad on 10/2/19
- Signed by L.A. Chargers on 12/30/19... Waived on 8/30/21
- Claimed off waivers by Jacksonville on 9/1/21

PRO

2021 (Jaguars)

- **9/26 vs. ARI:** Saw action on offense
- **9/19 vs. DEN:** Saw action on offense
- **9/12 at HOU:** Saw action on offense and recorded one reception for 6 yards

2020 (Chargers)

- Appeared in 12 games... Recorded 20 receptions for 298 yards and three touchdowns
- Led the NFL with four receptions of 50-plus yards
- Of players with at least 20 catches in 2020, Johnson's 19.9 yards per reception was the NFL's second-highest mark
- **12/13 vs. ATL:** Hauled in a career-best six catches for 55 yards, including a 25-yard pass to set up the game-winning field goal

COLLEGE

- An Academic All-Big 12 honoree for the second straight year... Enjoyed the best season of his career in 2018 with 53 receptions for 845 yards and seven touchdowns... Started every game
- In 2017, earned first-team Academic All-Big 12

PERSONAL

- Has one son named Elias
- Parents are Carlene Billy and Tyrone Johnson
- Class 4A All-State selection as a senior at Warren Easton High in New Orleans

TYRON JOHNSON'S NFL REGULAR SEASON RUSHING/RECEIVING STATISTICS

| DATE | TEAM | GP | GS | RECEIVING | | | | | RUSHING | | | | |
|-------------------|----------|-----------|----------|-----------|------------|-------------|-----------|----------|----------|-----------|------------|----------|----------|
| | | | | NO. | YDS. | AVG. | LG | TD | NO. | YDS. | AVG. | LG | TD |
| 2019 | Bills | 0 | 0 | 0 | 0 | 0.0 | 0 | 0 | 0 | 0 | 0.0 | 0 | 0 |
| 2020 | Chargers | 12 | 0 | 20 | 398 | 19.9 | 55 | 3 | 3 | 17 | 5.7 | 7 | 0 |
| 2021 | Jaguars | 3 | 0 | 1 | 6 | 6.0 | 6 | 0 | 0 | 0 | 0.0 | 0 | 0 |
| NFL TOTALS | | 15 | 0 | 21 | 404 | 19.2 | 55 | 3 | 3 | 17 | 5.7 | 7 | 0 |

TYRON JOHNSON'S NFL REGULAR SEASON RETURN STATISTICS

| DATE | TEAM | KICKOFF RETURNS | | | | | PUNT RETURNS | | | | | |
|-------------------|----------|-----------------|------------|-------------|-----------|----------|--------------|----------|----------|------------|----------|----------|
| | | RET. | YDS. | AVG. | LG | TD | NO. | FC | YDS. | AVG. | LG | TD |
| 2019 | Bills | 0 | 0 | 0.0 | 0 | 0 | 0 | 0 | 0 | 0.0 | 0 | 0 |
| 2020 | Chargers | 6 | 111 | 18.5 | 26 | 0 | 0 | 0 | 0 | 0.0 | 0 | 0 |
| 2021 | Jaguars | 0 | 0 | 0.0 | 0 | 0 | 0 | 0 | 0 | 0.0 | 0 | 0 |
| NFL TOTALS | | 6 | 111 | 18.5 | 26 | 0 | 0 | 0 | 0 | 0.0 | 0 | 0 |



SINGLE-GAME HIGHS: RUSHING/RECEIVING

Rush Attempts 2 vs. Jacksonville Jaguars, Oct 25, 2020
1 at New Orleans Saints, Oct 12, 2020

Rushing Yards 10 vs. Jacksonville Jaguars, Oct 25, 2020
7 at New Orleans Saints, Oct 12, 2020

Longest Runs 7 at New Orleans Saints, Oct 12, 2020
6 vs. Jacksonville Jaguars, Oct 25, 2020

Receptions 6 vs. Atlanta Falcons, Dec 13, 2020
3 vs. Denver Broncos, Dec 27, 2020
...1 more at 3.

Receiving Yards 63 at Buffalo Bills, Nov 29, 2020
61 at Las Vegas Raiders, Dec 17, 2020

Longest Receptions 55 at Buffalo Bills, Nov 29, 2020
54 vs. New York Jets, Nov 22, 2020

Receiving TDs 1 at Las Vegas Raiders, Dec 17, 2020
1 vs. Atlanta Falcons, Dec 13, 2020
...1 more at 1.

All-Purpose Yards 77 at New Orleans Saints, Oct 12, 2020
63 at Buffalo Bills, Nov 29, 2020

Kickoff Returns 4 at New Orleans Saints, Oct 12, 2020
2 vs. New England Patriots, Dec 06, 2020

Kickoff Return Yards 70 at New Orleans Saints, Oct 12, 2020
41 vs. New England Patriots, Dec 06, 2020

Longest Kickoff Return 26 vs. New England Patriots, Dec 06, 2020
23 at New Orleans Saints, Oct 12, 2020

Miscellaneous Tackles 1 vs. Denver Broncos, Sep 19, 2021
1 vs. New York Jets, Nov 22, 2020

Most TDs 1 at Las Vegas Raiders, Dec 17, 2020
1 vs. Atlanta Falcons, Dec 13, 2020
...1 more at 1.

Receiving Average 20.3 at Las Vegas Raiders, Dec 17, 2020
9.2 vs. Atlanta Falcons, Dec 13, 2020

SINGLE-GAME HIGHS: PUNTER

Rush Attempts 2 vs. Jacksonville Jaguars, Oct 25, 2020
1 at New Orleans Saints, Oct 12, 2020

Rushing Yards 10 vs. Jacksonville Jaguars, Oct 25, 2020
7 at New Orleans Saints, Oct 12, 2020

Longest Runs 7 at New Orleans Saints, Oct 12, 2020
6 vs. Jacksonville Jaguars, Oct 25, 2020

SINGLE-GAME HIGHS: QUARTERBACK

Rush Attempts 2 vs. Jacksonville Jaguars, Oct 25, 2020
1 at New Orleans Saints, Oct 12, 2020

Rushing Yards 10 vs. Jacksonville Jaguars, Oct 25, 2020
7 at New Orleans Saints, Oct 12, 2020

Longest Runs 7 at New Orleans Saints, Oct 12, 2020
6 vs. Jacksonville Jaguars, Oct 25, 2020

2021 GAME-BY-GAME REGULAR-SEASON STATISTICS (JAGUARS)

| DATE | OPPONENT | P/S | RECEIVING | | | | | RUSHING | | | | | W/L | SCORE |
|--------------------|-----------|------------|-----------|----------|------------|----------|----------|----------|----------|------------|----------|----------|------------|-------|
| | | | NO. | YDS. | AVG. | LG | TD | NO. | YDS. | AVG. | LG | TD | | |
| 09/12 | at Texans | P | 1 | 6 | 6.0 | 6 | 0 | 0 | 0 | 0.0 | 0 | 0 | L | 21-37 |
| 09/19 | Broncos | P | 0 | 0 | 0.0 | 0 | 0 | 0 | 0 | 0.0 | 0 | 0 | L | 13-23 |
| 09/26 | Cardinals | P | 0 | 0 | 0.0 | 0 | 0 | 0 | 0 | 0.0 | 0 | 0 | L | 19-31 |
| 2021 TOTALS | | 3-0 | 1 | 6 | 6.0 | 6 | 0 | 0 | 0 | 0.0 | 0 | 0 | 0-3 | |

2020 GAME-BY-GAME REGULAR-SEASON STATISTICS (CHARGERS)

| DATE | OPPONENT | P/S | RECEIVING | | | | | RUSHING | | | | | W/L | SCORE |
|--------------------|---------------|------------|-----------|------------|-------------|-----------|----------|----------|----------|------------|----------|----------|------------|--------|
| | | | NO. | YDS. | AVG. | LG | TD | NO. | YDS. | AVG. | LG | TD | | |
| 09/13 | at Bengals | | | | | | | | | | | | W | 16-13 |
| 09/27 | Panthers | | | | | | | | | | | | L | 16-21 |
| 10/04 | at Buccaneers | | | | | | | | | | | | L | 31-38 |
| 10/12 | at Saints | | | | | | | | | | | | L | 27-30+ |
| 10/25 | Jaguars | | | | | | | | | | | | W | 39-29 |
| 11/01 | at Broncos | | | | | | | | | | | | L | 30-31 |
| 11/08 | Raiders | | | | | | | | | | | | L | 26-31 |
| 11/15 | at Dolphins | | | | | | | | | | | | L | 21-29 |
| 11/22 | Jets | | | | | | | | | | | | W | 34-28 |
| 11/29 | at Bills | P | 2 | 63 | 31.5 | 55 | 0 | 0 | 0 | 0.0 | 0 | 0 | L | 17-27 |
| 12/06 | Patriots | P | 1 | 1 | 1.0 | 1 | 0 | 0 | 0 | 0.0 | 0 | 0 | L | 0-45 |
| 12/13 | Falcons | | | | | | | | | | | | W | 20-17 |
| 12/17 | at Raiders | P | 3 | 61 | 20.3 | 26t | 1 | 0 | 0 | 0.0 | 0 | 0 | W | 30-27+ |
| 12/27 | Broncos | P | 3 | 26 | 8.7 | 14 | 0 | 0 | 0 | 0.0 | 0 | 0 | W | 19-16 |
| 01/03 | at Chiefs | P | 2 | 35 | 17.5 | 27 | 0 | 0 | 0 | 0.0 | 0 | 0 | W | 38-21 |
| 2020 TOTALS | | 5-0 | 11 | 186 | 16.9 | 55 | 1 | 0 | 0 | 0.0 | 0 | 0 | 7-8 | |

+ - Overtime





MARVIN JONES JR. | 11



POSITION: WIDE RECEIVER
HT: 6-2 | **WT:** 199 | **DOB:** 3-12-1990
COLLEGE: CALIFORNIA
HOMETOWN: LONG BEACH, CALIF.
ACQ: UFA (DET)-'21
EXP: 10th YEAR

 @MarvinJonesJr
 @marvinjonesjr

KEY TRANSACTIONS

- Originally drafted by Cincinnati in the fifth round (166th overall) of the 2012 draft
- Signed by Detroit as an unrestricted free agent on 3/16/16
- Signed with Jacksonville as an unrestricted free agent on 3/17/21

PRO

2021 (Jaguars)

- Voted a team captain for the 2021 season
- **9/26 vs. ARI:** Started at wide receiver and caught six passes for 62 yards... Jones joined Travis Kelce, Antonio Brown, Julio Jones, Jarvis Landry and DeAndre Hopkins as the only players in the NFL with an active streak of 100-or-more consecutive games with a reception
- **9/19 vs. DEN:** Caught six passes for 55 yards, including a 25-yard TD on the team's opening drive... Jones now has caught at least one pass in 99 consecutive games, which is tied for the sixth-longest active streak in the NFL
- **9/12 at HOU:** Started at wide receiver and had five receptions for 77 yards and one TD in his Jaguars debut

2020 (Lions)

- Recorded three 100-yard performances, tying his single-season career high... Appeared in 16 games (all starts) and finished with 76 receptions for 978 yards (12.9 avg.) and nine touchdowns
- **11/15 at WAS:** Recorded eight receptions for 96 yards (12.0 avg.) and one touchdown
- **12/6 at CHI:** Produced the 10th 100-yard game of his career with eight receptions for 116 yards (14.5 avg.) and a touchdown
- **1/3/21 vs. MIN:** Registered eight receptions for 180 yards (22.5 avg.) and two touchdowns

2019 (Lions)

- Finished the season with 62 receptions for 779 yards and nine touchdowns, tying for fourth in the NFL for receiving touchdowns, despite being placed on IR in Week 15
- **9/22 at PHI:** Totaled six receptions for 101 yards (16.8 avg.), including the game-winning receiving touchdown
- **10/20 vs. MIN:** Set a career-high with 10 receptions for 93 yards (9.3 avg.) and tied a career high and franchise high with four receiving touchdowns, including three in the first half... It marked his second career game with four receiving touchdowns, joining Jerry Rice and Sterling Sharpe as the only players in NFL history with multiple four receiving touchdown games since 1950

2018 (Lions)

- Totaled 62 catches, 779 yards and nine touchdowns
- **10/28 vs. SEA:** Recorded seven receptions for 117 yards (16.7 avg.) and two touchdowns

2017 (Lions)

- Finished the year with 61 receptions, a career-high 1,101 yards and nine touchdowns
- **10/15 at NO:** Hauled in six receptions for 96 yards and one touchdown
- **10/29 vs. PIT:** Recorded 128 yards on six receptions and surpassed 3,000 career yards

2016 (Lions)

- In his first season with Detroit, totaled 930 receiving yards on 55 receptions
- **9/18 vs. TEN:** Recorded his second-career 100-yard receiving game by catching eight balls for 118 yards
- **9/25 GB:** His 205 receiving yards set a new career single-game high, including a career long 73-yard TD reception

2015 (Bengals)

- Rebounded from his season-ending injury in 2014 to start 13 of 16 games in his final season in Cincinnati
- Finished the season with career highs in receptions (65) and receiving yards (816) and also tallied four touchdowns

2014 (Bengals)

- Missed the first three games of the regular season with a foot injury
- Injured his ankle upon returning to practice in late September and was placed on Reserve/Injured for the remainder of the season

2013 (Bengals)

- Played in all 16 games (three starts) for the first time in his career, hauling in 51 receptions for 712 yards and a career-high 10 touchdowns
- **10/27 vs. NYJ:** Set a franchise record by racking up four touchdowns to go along with eight receptions for 122 yards

2012 (Bengals)

- As a rookie, appeared in 11 games with five starts and totaled 18 receptions for 201 yards and one touchdown
- Moved into a starting role during the season's final stretch, catching 10 passes for 110 yards over the final two games
- **12/30 vs. BAL:** Scored his first-career touchdown on an 11-yard pass from QB Andy Dalton

COLLEGE

- Played four seasons (2008-11) at California, seeing action in 43 games and had all 38 of his starts in his last three seasons
- His 156 career receptions tied for seventh in school history, his 2,270 yards ranked sixth and his 13 receiving touchdowns tied for eighth



PERSONAL

- This offseason, commemorated Juneteenth by performing Lift Ev'ry Voice and Sing at the historic Ritz Theatre in Jacksonville
- He began singing in his church choir at the age of three, and as he grew older, he was offered an opportunity to receive his own music deal
- Auditioned on American Idol in 2017
- He and his wife, Jasymn, have five children together Marvin III, Mareon, Murrell, Mya and Marlo
- Majored in African American Studies at California

MARVIN JONES JR.'S NFL REGULAR SEASON RUSHING/RECEIVING STATISTICS

| DATE | TEAM | GP | GS | RECEIVING | | | | | RUSHING | | | | |
|-------------------|---------|------------|-----------|------------|--------------|-------------|------------|-----------|-----------|------------|------------|-----------|----------|
| | | | | NO. | YDS. | AVG. | LG | TD | NO. | YDS. | AVG. | LG | TD |
| 2012 | Bengals | 11 | 5 | 18 | 201 | 11.2 | 23 | 1 | 3 | 47 | 15.7 | 37 | 0 |
| 2013 | Bengals | 16 | 3 | 51 | 712 | 14.0 | 45 | 10 | 8 | 65 | 8.1 | 34 | 0 |
| 2014 | Bengals | 0 | 0 | 0 | 0 | 0.0 | 0 | 0 | 0 | 0 | 0.0 | 0 | 0 |
| 2015 | Bengals | 16 | 13 | 65 | 816 | 12.6 | 47 | 4 | 5 | 33 | 6.6 | 30 | 0 |
| 2016 | Lions | 15 | 15 | 55 | 930 | 16.9 | 73t | 4 | 1 | 3 | 3.0 | 3 | 0 |
| 2017 | Lions | 16 | 16 | 61 | 1,101 | 18.0 | 58 | 9 | 0 | 0 | 0.0 | 0 | 0 |
| 2018 | Lions | 9 | 9 | 35 | 508 | 14.5 | 39t | 5 | 0 | 0 | 0.0 | 0 | 0 |
| 2019 | Lions | 13 | 11 | 62 | 779 | 12.6 | 47 | 9 | 2 | 0 | 0.0 | 4 | 0 |
| 2020 | Lions | 16 | 16 | 76 | 978 | 12.9 | 43t | 9 | 0 | 0 | 0.0 | 0 | 0 |
| 2021 | Jaguars | 3 | 3 | 17 | 194 | 11.4 | 33 | 2 | 0 | 0 | 0.0 | 0 | 0 |
| NFL TOTALS | | 115 | 91 | 440 | 6,219 | 14.1 | 73T | 53 | 19 | 148 | 7.8 | 37 | 0 |

MARVIN JONES JR.'S NFL POSTSEASON RUSHING/RECEIVING STATISTICS

| DATE | TEAM | GP | GS | RECEIVING | | | | | RUSHING | | | | |
|-------------------|---------|----------|----------|-----------|------------|-------------|-----------|----------|----------|----------|------------|----------|----------|
| | | | | NO. | YDS. | AVG. | LG | TD | NO. | YDS. | AVG. | LG | TD |
| 2012 | Bengals | 1 | 1 | 3 | 34 | 11.3 | 15 | 0 | 0 | 0 | 0.0 | 0 | 0 |
| 2013 | Bengals | 1 | 0 | 8 | 130 | 16.3 | 49 | 0 | 0 | 0 | 0.0 | 0 | 0 |
| 2015 | Bengals | 1 | 1 | 4 | 32 | 8.0 | 13 | 0 | 0 | 0 | 0.0 | 0 | 0 |
| 2016 | Lions | 1 | 1 | 4 | 81 | 20.3 | 30 | 0 | 0 | 0 | 0.0 | 0 | 0 |
| NFL TOTALS | | 4 | 3 | 19 | 277 | 14.6 | 49 | 0 | 0 | 0 | 0.0 | 0 | 0 |

MARVIN JONES JR.'S NFL REGULAR SEASON RETURN STATISTICS

| DATE | TEAM | KICKOFF RETURNS | | | | | PUNT RETURNS | | | | | |
|-------------------|---------|-----------------|----------|------------|----------|----------|--------------|----------|----------|------------|----------|----------|
| | | RET. | YDS. | AVG. | LG | TD | NO. | FC | YDS. | AVG. | LG | TD |
| 2012 | Bengals | 0 | 0 | 0.0 | 0 | 0 | 0 | 0 | 0 | 0.0 | 0 | 0 |
| 2013 | Bengals | 0 | 0 | 0.0 | 0 | 0 | 0 | 0 | 0 | 0.0 | 0 | 0 |
| 2014 | Bengals | 0 | 0 | 0.0 | 0 | 0 | 0 | 0 | 0 | 0.0 | 0 | 0 |
| 2015 | Bengals | 0 | 0 | 0.0 | 0 | 0 | 0 | 0 | 0 | 0.0 | 0 | 0 |
| 2016 | Lions | 0 | 0 | 0.0 | 0 | 0 | 0 | 0 | 0 | 0.0 | 0 | 0 |
| 2017 | Lions | 0 | 0 | 0.0 | 0 | 0 | 0 | 0 | 0 | 0.0 | 0 | 0 |
| 2018 | Lions | 0 | 0 | 0.0 | 0 | 0 | 0 | 0 | 0 | 0.0 | 0 | 0 |
| 2019 | Lions | 0 | 0 | 0.0 | 0 | 0 | 0 | 0 | 0 | 0.0 | 0 | 0 |
| 2020 | Lions | 0 | 0 | 0.0 | 0 | 0 | 0 | 0 | 0 | 0.0 | 0 | 0 |
| 2021 | Jaguars | 0 | 0 | 0.0 | 0 | 0 | 0 | 0 | 0 | 0.0 | 0 | 0 |
| NFL TOTALS | | 0 | 0 | 0.0 | 0 | 0 | 0 | 0 | 0 | 0.0 | 0 | 0 |

MARVIN JONES JR.'S NFL POSTSEASON RETURN STATISTICS

| DATE | TEAM | KICKOFF RETURNS | | | | | PUNT RETURNS | | | | | |
|-------------------|---------|-----------------|----------|------------|----------|----------|--------------|----------|----------|------------|----------|----------|
| | | RET. | YDS. | AVG. | LG | TD | NO. | FC | YDS. | AVG. | LG | TD |
| 2012 | Bengals | 0 | 0 | 0.0 | 0 | 0 | 0 | 0 | 0 | 0.0 | 0 | 0 |
| 2013 | Bengals | 0 | 0 | 0.0 | 0 | 0 | 0 | 0 | 0 | 0.0 | 0 | 0 |
| 2015 | Bengals | 0 | 0 | 0.0 | 0 | 0 | 0 | 0 | 0 | 0.0 | 0 | 0 |
| 2016 | Lions | 0 | 0 | 0.0 | 0 | 0 | 0 | 0 | 0 | 0.0 | 0 | 0 |
| NFL TOTALS | | 0 | 0 | 0.0 | 0 | 0 | 0 | 0 | 0 | 0.0 | 0 | 0 |



SINGLE-GAME HIGHS: RUSHING/RECEIVING

Rush Attempts 2 vs. Minnesota Vikings, Dec 22, 2013
1 vs. Dallas Cowboys, Nov 17, 2019
...16 more at 1.

Rushing Yards 37 vs. Dallas Cowboys, Dec 09, 2012
34 at Buffalo Bills, Oct 13, 2013

Longest Runs 37 vs. Dallas Cowboys, Dec 09, 2012
34 at Buffalo Bills, Oct 13, 2013

Receptions 10 at Tennessee Titans, Dec 20, 2020
10 vs. Minnesota Vikings, Oct 20, 2019

Receiving Yards 205 at Green Bay Packers, Sep 25, 2016
180 vs. Minnesota Vikings, Jan 03, 2021

Longest Receptions 73t at Green Bay Packers, Sep 25, 2016
58 vs. Chicago Bears, Dec 16, 2017

Receiving TDs 4 vs. Minnesota Vikings, Oct 20, 2019
4 vs. New York Jets, Oct 27, 2013

All-Purpose Yards 205 at Green Bay Packers, Sep 25, 2016
180 vs. Minnesota Vikings, Jan 03, 2021

Special Teams Tackles 2 vs. New England Patriots, Oct 06, 2013
1 at Buffalo Bills, Oct 13, 2013
...1 more at 1.

Miscellaneous Tackles 1 vs. Minnesota Vikings, Jan 03, 2021
1 at Washington, Nov 24, 2019
...9 more at 1.

Most TDs 4 vs. Minnesota Vikings, Oct 20, 2019
4 vs. New York Jets, Oct 27, 2013

Receiving Average 34.2 at Green Bay Packers, Sep 25, 2016
28.3 vs. Chicago Bears, Dec 16, 2017

SINGLE-GAME HIGHS - POSTSEASON: RECEIVING

Receptions 8 vs. Los Angeles Chargers, Jan 05, 2014
4 at Seattle Seahawks, Jan 07, 2017
...1 more at 4.

Receiving Yards 130 vs. Los Angeles Chargers, Jan 05, 2014
81 at Seattle Seahawks, Jan 07, 2017

Longest Receptions 49 vs. Los Angeles Chargers, Jan 05, 2014
30 at Seattle Seahawks, Jan 07, 2017

All-Purpose Yards 130 vs. Los Angeles Chargers, Jan 05, 2014
81 at Seattle Seahawks, Jan 07, 2017

Miscellaneous Tackles 1 vs. Los Angeles Chargers, Jan 05, 2014

100-YARD RECEIVING GAMES (12): REGULAR SEASON

| DATE | TEAM | NO. | YDS. | AVG. | LG | TD |
|----------|------------|-----|------|------|-----|----|
| 10/27/13 | JETS | 8 | 122 | 15.3 | 45 | 4 |
| 09/18/16 | TITANS | 8 | 118 | 14.8 | 47 | 0 |
| 09/25/16 | at Packers | 6 | 205 | 34.2 | 73t | 2 |
| 10/29/17 | STEELERS | 6 | 128 | 21.3 | 43 | 0 |
| 11/06/17 | at Packers | 7 | 107 | 15.3 | 25t | 2 |
| 11/23/17 | VIKINGS | 6 | 109 | 18.2 | 43t | 2 |
| 10/28/18 | SEAHAWKS | 7 | 117 | 16.7 | 39t | 2 |
| 09/22/19 | at Eagles | 6 | 101 | 16.8 | 27 | 1 |
| 11/03/19 | at Raiders | 8 | 126 | 15.8 | 47 | 1 |
| 12/06/20 | at Bears | 8 | 116 | 14.5 | 25t | 1 |
| 12/20/20 | at Titans | 10 | 112 | 11.2 | 39 | 1 |
| 01/03/21 | VIKINGS | 8 | 180 | 22.5 | 43t | 2 |

100-YARD RECEIVING GAMES (1): POSTSEASON

| DATE | TEAM | NO. | YDS. | AVG. | LG | TD |
|----------|----------|-----|------|------|----|----|
| 01/05/14 | CHARGERS | 8 | 130 | 16.3 | 49 | 0 |


2021 GAME-BY-GAME REGULAR-SEASON STATISTICS (JAGUARS)

| DATE | OPPONENT | P/S | RECEIVING | | | | | RUSHING | | | | | W/L | SCORE |
|--------------------|-----------|------------|-----------|------------|-------------|-----------|----------|----------|----------|------------|----------|----------|------------|-------|
| | | | NO. | YDS. | AVG. | LG | TD | NO. | YDS. | AVG. | LG | TD | | |
| 09/12 | at Texans | S | 5 | 77 | 15.4 | 33 | 1 | 0 | 0 | 0.0 | 0 | 0 | L | 21-37 |
| 09/19 | Broncos | S | 6 | 55 | 9.2 | 25t | 1 | 0 | 0 | 0.0 | 0 | 0 | L | 13-23 |
| 09/26 | Cardinals | S | 6 | 62 | 10.3 | 14 | 0 | 0 | 0 | 0.0 | 0 | 0 | L | 19-31 |
| 2021 TOTALS | | 3-3 | 17 | 194 | 11.4 | 33 | 2 | 0 | 0 | 0.0 | 0 | 0 | 0-3 | |

2020 GAME-BY-GAME REGULAR-SEASON STATISTICS (LIONS)

| DATE | OPPONENT | P/S | RECEIVING | | | | | RUSHING | | | | | W/L | SCORE |
|--------------------|--------------|--------------|-----------|------------|-------------|------------|----------|----------|----------|------------|----------|----------|-------------|-------|
| | | | NO. | YDS. | AVG. | LG | TD | NO. | YDS. | AVG. | LG | TD | | |
| 09/13 | Bears | S | 4 | 55 | 13.8 | 21 | 0 | 0 | 0 | 0.0 | 0 | 0 | L | 23-27 |
| 09/20 | at Packers | S | 4 | 23 | 5.8 | 8 | 1 | 0 | 0 | 0.0 | 0 | 0 | L | 21-42 |
| 09/27 | at Cardinals | S | 3 | 51 | 17.0 | 20 | 0 | 0 | 0 | 0.0 | 0 | 0 | W | 26-23 |
| 10/04 | Saints | S | 1 | 9 | 9.0 | 9 | 0 | 0 | 0 | 0.0 | 0 | 0 | L | 29-35 |
| 10/18 | at Jaguars | S | 2 | 8 | 4.0 | 6 | 0 | 0 | 0 | 0.0 | 0 | 0 | W | 34-16 |
| 10/25 | at Falcons | S | 5 | 80 | 16.0 | 23 | 0 | 0 | 0 | 0.0 | 0 | 0 | W | 23-22 |
| 11/01 | Colts | S | 3 | 39 | 13.0 | 25t | 2 | 0 | 0 | 0.0 | 0 | 0 | L | 21-41 |
| 11/08 | at Vikings | S | 3 | 43 | 14.3 | 16 | 1 | 0 | 0 | 0.0 | 0 | 0 | L | 20-34 |
| 11/15 | Washington | S | 8 | 96 | 12.0 | 27t | 1 | 0 | 0 | 0.0 | 0 | 0 | W | 30-27 |
| 11/22 | at Panthers | S | 4 | 51 | 12.8 | 21 | 0 | 0 | 0 | 0.0 | 0 | 0 | L | 0-20 |
| 11/26 | Texans | S | 6 | 48 | 8.0 | 16 | 0 | 0 | 0 | 0.0 | 0 | 0 | L | 25-41 |
| 12/06 | at Bears | S | 8 | 116 | 14.5 | 25t | 1 | 0 | 0 | 0.0 | 0 | 0 | W | 34-30 |
| 12/13 | Packers | S | 4 | 48 | 12.0 | 23 | 0 | 0 | 0 | 0.0 | 0 | 0 | L | 24-31 |
| 12/20 | at Titans | S | 10 | 112 | 11.2 | 39 | 1 | 0 | 0 | 0.0 | 0 | 0 | L | 25-46 |
| 12/26 | Buccaneers | S | 3 | 19 | 6.3 | 11 | 0 | 0 | 0 | 0.0 | 0 | 0 | L | 7-47 |
| 01/03 | Vikings | S | 8 | 180 | 22.5 | 43t | 2 | 0 | 0 | 0.0 | 0 | 0 | L | 35-37 |
| 2020 TOTALS | | 16-16 | 76 | 978 | 12.9 | 43T | 9 | 0 | 0 | 0.0 | 0 | 0 | 5-11 | |







JOSH LAMBO | 4



POSITION: KICKER
HT: 6-0 | **WT:** 210 | **DOB:** 11-19-1990
COLLEGE: TEXAS A&M
HOMETOWN: LANSING, MICH.
ACQ: FA-'17
EXP: 7th YEAR

 @JoshLambo

 @joshlambo4

KEY TRANSACTIONS

- Originally signed by San Diego as an undrafted rookie on 5/12/15
- Signed with Jacksonville on 10/17/17

PRO

2021 (Jaguars)

- 9/26 vs. ARI:** Converted one extra point attempt
- 9/19 vs. DEN:** Converted one extra point attempt
- 9/12 at HOU:** Converted all three extra point attempts

2020 (Jaguars)

- Appeared in four games, connecting on all five field goal attempts, including a career-long and franchise record 59-yard field goal make in Week 9 vs. HOU... Placed on injured reserve (hip) on Sept. 23... Designated for return on Oct. 21... Activated to 53-man roster on Oct. 22... Placed on injured reserve on Nov. 9 with a hip injury... Named team captain as voted on by his teammates
- 11/8 vs. HOU:** Connected on both field goal attempts from 59 and 30 yards out before exiting the game early with a hip injury... His 59-yard field goal make was the longest of his career and tied former K Josh Scobee's franchise record set on 10/3/10 against Indianapolis

2019 (Jaguars)

- Earned AP Second-Team All-Pro honors after making 19 of 20 PATs and 33 of 34 FGs attempted, including 4 of 4 from 50-plus yards... His 97.1 FG percentage was the highest in a single season in franchise history and led the NFL among kickers with at least five FG attempts... Set the franchise record for the most FGs in a single season with 33
- 9/29 at DEN:** Connected on all four of his FG attempts (25, 40, 34, 33), tying his career high, including a 33-yard game-winning FG as time expired
- 12/29 vs. IND:** Was 3 of 3 on FG attempts, including two from 50-plus yards, connecting on 20-, 53- and 56-yard FGs

2018 (Jaguars)

- Played in 13 games on the season, connecting on 19 of 21 FGs
- 10/28 vs. PHI:** Converted on FGs of 24, 33, 51 and a career-long 57 yards, marking the first time in his career converting two 50-plus yard FGs in the same game... Extended streak to 23 consecutive FGs made, topping previous record of 20 set by Ks Josh Scobee and Mike Hollis

2017 (Jaguars)

- Signed with the team prior to its Week 6 game at Indianapolis... Finished the season 19 of 20 on FGs (95 percent), including 12 of 12 at TIAA Bank Field
- 11/12 vs. LAC:** Converted a 34-yard FG with 3 seconds remaining in the fourth quarter to send the game to OT, before converting a game-winning 30-yard FG in the extra session

2016 (Chargers)

- Led the NFL with 67 touchbacks on kickoffs and made 26 of his final 32 field goal attempts... After two seasons with the team, ranked sixth in franchise annals with 52 career made FGs

2015 (Chargers)

- Led NFL rookies with 106 points, making 26 of 32 FGs (81.3 percent) and 28 of 32 PATs (87.5 percent)

COLLEGE

- Converted 84 percent of FG tries (21 of 25) to become the most accurate kicker in school history
- Earned Second-Team All-SEC honors by the Associated Press in 2014
- As a senior, connected on 97 percent on all of his kicks, going 12 of 14 on FGs and 53 of 53 on PATs

PERSONAL

- Originally attended Middleton (Wis.) High School, before attending Edison Academic Center in Brandeton, Fla. to focus on soccer
- Teamed up with Daily's Place for a weekly online concert series, Session 904, which was dedicated to supporting and showcasing up-and-coming musicians during COVID-19
- Partnered with the rescue organization, Fur Sisters, and paid half of the adoption fees and covered six months of dog food to encourage people to adopt dogs during COVID-19 pandemic despite uncertain financial situations
- Has built a lasting relationship with the North Florida School of Special Education in Jacksonville by visiting classrooms, taking teachers on shopping sprees and holding drives for school supplies that directly benefit the school
- At age 14, Lambo was one of the United States' top young goalkeeping prospects and was invited to train with the U.S. National Team
- At age 15, joined Everton FC of Europe's Premiere League as a trialist where he trained alongside former U.S. star Tim Howard
- In 2008, was the No. 8 overall pick in Major League Soccer's draft by FC Dallas



JOSH LAMBO'S NFL REGULAR SEASON KICKING STATISTICS

| DATE | TEAM | GP | FGM | FGA | PCT. | LG | XP | XPA | PCT. | BLK | PTS |
|-------------------|----------|-----------|------------|------------|-------------|-----------|------------|------------|-------------|----------|------------|
| 2015 | Chargers | 16 | 26 | 32 | 81.3 | 54 | 28 | 32 | 87.5 | 0 | 106 |
| 2016 | Chargers | 16 | 26 | 32 | 81.3 | 47 | 42 | 46 | 91.3 | 1 | 120 |
| 2017 | Jaguars | 10 | 19 | 20 | 95.0 | 56 | 22 | 24 | 91.7 | 0 | 79 |
| 2018 | Jaguars | 13 | 19 | 21 | 90.5 | 57 | 19 | 20 | 95.0 | 0 | 76 |
| 2019 | Jaguars | 16 | 33 | 34 | 97.1 | 56 | 19 | 20 | 95.0 | 0 | 118 |
| 2020 | Jaguars | 4 | 5 | 5 | 100.0 | 59 | 8 | 10 | 80.0 | 0 | 23 |
| 2021 | Jaguars | 3 | 0 | 3 | 0.0 | 0 | 5 | 7 | 71.4 | 0 | 5 |
| NFL TOTALS | | 78 | 128 | 147 | 87.1 | 59 | 143 | 159 | 89.9 | 1 | 527 |

JOSH LAMBO'S NFL POSTSEASON KICKING STATISTICS

| DATE | TEAM | GP | FGM | FGA | PCT. | LG | XP | XPA | PCT. | BLK | PTS |
|-------------------|---------|----------|----------|----------|--------------|-----------|----------|----------|--------------|----------|-----------|
| 2017 | Jaguars | 3 | 4 | 4 | 100.0 | 54 | 9 | 9 | 100.0 | 0 | 21 |
| NFL TOTALS | | 3 | 4 | 4 | 100.0 | 54 | 9 | 9 | 100.0 | 0 | 21 |

JOSH LAMBO'S NFL REGULAR SEASON FIELD-GOAL ACCURACY STATISTICS

| DATE | TEAM | 1-19 | PCT. | 20-29 | PCT. | 30-39 | PCT. | 40-49 | PCT. | 50+ | PCT. |
|-------------------|----------|------------|------------|--------------|--------------|--------------|-------------|--------------|-------------|--------------|-------------|
| 2015 | Chargers | 0-0 | 0.0 | 4-4 | 100.0 | 7-7 | 100.0 | 11-16 | 68.8 | 4-5 | 80.0 |
| 2016 | Chargers | 0-0 | 0.0 | 7-7 | 100.0 | 13-14 | 92.9 | 6-8 | 75.0 | 0-3 | 0.0 |
| 2017 | Jaguars | 0-0 | 0.0 | 2-2 | 100.0 | 11-11 | 100.0 | 4-5 | 80.0 | 2-2 | 100.0 |
| 2018 | Jaguars | 0-0 | 0.0 | 4-4 | 100.0 | 8-8 | 100.0 | 3-4 | 75.0 | 4-5 | 80.0 |
| 2019 | Jaguars | 0-0 | 0.0 | 12-12 | 100.0 | 9-9 | 100.0 | 8-9 | 88.9 | 4-4 | 100.0 |
| 2020 | Jaguars | 0-0 | 0.0 | 0-0 | 0.0 | 2-2 | 100.0 | 1-1 | 100.0 | 2-2 | 100.0 |
| 2021 | Jaguars | 0-0 | 0.0 | 0-0 | 0.0 | 0-0 | 0.0 | 0-1 | 0.0 | 0-2 | 0.0 |
| NFL TOTALS | | 0-0 | 0.0 | 29-29 | 100.0 | 50-51 | 98.0 | 33-44 | 75.0 | 16-23 | 69.6 |

JOSH LAMBO'S NFL POSTSEASON FIELD-GOAL ACCURACY STATISTICS

| DATE | TEAM | 1-19 | PCT. | 20-29 | PCT. | 30-39 | PCT. | 40-49 | PCT. | 50+ | PCT. |
|-------------------|---------|------------|------------|------------|------------|------------|------------|------------|--------------|------------|--------------|
| 2017 | Jaguars | 0-0 | 0.0 | 0-0 | 0.0 | 0-0 | 0.0 | 3-3 | 100.0 | 1-1 | 100.0 |
| NFL TOTALS | | 0-0 | 0.0 | 0-0 | 0.0 | 0-0 | 0.0 | 3-3 | 100.0 | 1-1 | 100.0 |

SINGLE-GAME HIGHS: KICKER

| | | | |
|---------------------------------|---|---------------------------------------|---|
| Field Goals Made | 4 at Cincinnati Bengals, Oct 20, 2019 4 at Denver Broncos, Sep 29, 2019 ...3 more at 4. | Special Teams Tackles | 2 vs. Cleveland Browns, Oct 04, 2015 1 vs. Tennessee Titans, Sep 19, 2019 ...1 more at 1. |
| Field Goal Attempts | 4 at Cincinnati Bengals, Oct 20, 2019 4 at Denver Broncos, Sep 29, 2019 ...3 more at 4. | Longest Field Goals Attempt | 60 vs. Pittsburgh Steelers, Oct 12, 2015 55 at Houston Texans, Sep 12, 2021 |
| Longest Field Goals Made | 59 vs. Houston Texans, Nov 08, 2020 57 vs. Philadelphia Eagles, Oct 28, 2018 | Kickoff Average | 67.7 vs. Detroit Lions, Sep 13, 2015 67.2 vs. Miami Dolphins, Nov 13, 2016 ...2 more at 67.2. |
| PATs Made | 6 vs. Houston Texans, Dec 17, 2017 5 vs. Jacksonville Jaguars, Sep 18, 2016 | Extra Point Attempt Percentage | 100.0 vs. Houston Texans, Dec 17, 2017 100.0 vs. Jacksonville Jaguars, Sep 18, 2016 |
| PAT Attempts | 6 vs. Houston Texans, Dec 17, 2017 5 vs. Tennessee Titans, Nov 06, 2016 ...1 more at 5. | Field Goal Percentage | 100.0 at Cincinnati Bengals, Oct 20, 2019 100.0 at Denver Broncos, Sep 29, 2019 ...3 more at 100.0. |
| Points | 15 at Atlanta Falcons, Oct 23, 2016 14 at Denver Broncos, Sep 29, 2019 | | |

SINGLE-GAME HIGHS - POSTSEASON: KICKER

| | | | |
|---------------------------------|--|---------------------|---|
| Field Goals Made | 2 at New England Patriots, Jan 21, 2018 1 at Pittsburgh Steelers, Jan 14, 2018 ...1 more at 1. | PATs Made | 6 at Pittsburgh Steelers, Jan 14, 2018 2 at New England Patriots, Jan 21, 2018 |
| Field Goal Attempts | 2 at New England Patriots, Jan 21, 2018 1 at Pittsburgh Steelers, Jan 14, 2018 ...1 more at 1. | PAT Attempts | 6 at Pittsburgh Steelers, Jan 14, 2018 2 at New England Patriots, Jan 21, 2018 |
| Longest Field Goals Made | 54 at New England Patriots, Jan 21, 2018 45 at Pittsburgh Steelers, Jan 14, 2018 | Points | 9 at Pittsburgh Steelers, Jan 14, 2018 8 at New England Patriots, Jan 21, 2018 |

2021 GAME-BY-GAME REGULAR-SEASON STATISTICS (JAGUARS)

| DATE | OPPONENT | P | FIELD GOALS | | | | EXTRA POINTS | | | | | W/L | SCORE |
|--------------------|-----------|---|-------------|----------|----------|------------|--------------|----------|----------|-------------|----------|----------|------------|
| | | | FGM | FGA | PCT | LG | XP | XPA | PCT | BLK | PTS | | |
| 09/12 | at Texans | P | 0 | 1 | 0.0 | 0 | 3 | 3 | 100.0 | 0 | 3 | L | 21-37 |
| 09/19 | Broncos | P | 0 | 2 | 0.0 | 0 | 1 | 1 | 100.0 | 0 | 1 | L | 13-23 |
| 09/26 | Cardinals | P | 0 | 0 | 0.0 | 0 | 1 | 3 | 33.3 | 0 | 1 | L | 19-31 |
| 2021 TOTALS | | | 3 | 0 | 3 | 0.0 | 0 | 5 | 7 | 71.4 | 0 | 5 | 0-3 |



2020 GAME-BY-GAME REGULAR-SEASON STATISTICS (JAGUARS)

| DATE | OPPONENT | P | FIELD GOALS | | | | EXTRA POINTS | | | | PTS | W/L | SCORE |
|--------------------|-------------|---|-------------|----------|----------|--------------|--------------|----------|-----------|-------------|----------|-----------|-------------|
| | | | FGM | FGA | PCT | LG | XP | XPA | PCT | BLK | | | |
| 09/13 | Colts | P | 2 | 2 | 100.0 | 50 | 3 | 3 | 100.0 | 0 | 9 | W | 27-20 |
| 09/20 | at Titans | P | 1 | 1 | 100.0 | 35 | 3 | 4 | 75.0 | 0 | 6 | L | 30-33 |
| 09/24 | Dolphins | | | | | | | | | | | L | 13-31 |
| 10/04 | at Bengals | | | | | | | | | | | L | 25-33 |
| 10/11 | at Texans | | | | | | | | | | | L | 14-30 |
| 10/18 | Lions | | | | | | | | | | | L | 16-34 |
| 10/25 | at Chargers | P | 0 | 0 | 0.0 | 0 | 1 | 1 | 100.0 | 0 | 1 | L | 29-39 |
| 11/08 | Texans | P | 2 | 2 | 100.0 | 59 | 1 | 2 | 50.0 | 0 | 7 | L | 25-27 |
| 11/15 | at Packers | | | | | | | | | | | L | 20-24 |
| 11/22 | Steelers | | | | | | | | | | | L | 3-27 |
| 11/29 | Browns | | | | | | | | | | | L | 25-27 |
| 12/06 | at Vikings | | | | | | | | | | | L | 24-27+ |
| 12/13 | Titans | | | | | | | | | | | L | 10-31 |
| 12/20 | at Ravens | | | | | | | | | | | L | 14-40 |
| 12/27 | Bears | | | | | | | | | | | L | 17-41 |
| 01/03 | at Colts | | | | | | | | | | | L | 14-28 |
| 2020 TOTALS | | | 4 | 5 | 5 | 100.0 | 59 | 8 | 10 | 80.0 | 0 | 23 | 1-15 |

+ - Overtime







TREVOR LAWRENCE | 16



POSITION: QUARTERBACK
HT: 6-6 | **WT:** 220 | **DOB:** 10-6-1999
COLLEGE: CLEMSON
HOMETOWN: CARTERSVILLE, GA.
ACQ: D1-'21
EXP: R

 @Trevorlawrencee
 @tlawrence16

KEY TRANSACTIONS

- Originally drafted by Jacksonville in the first round (1st overall) in the 2021 draft

PRO

2021 (Jaguars)

- Voted a team captain for the 2021 season
- 9/26 vs. ARI:** Started at quarterback and completed 22 passes on 34 attempts... Went 6-of-6 for 57 yards on a drive at the end of the first half that culminated in a 12-yard TD throw to WR DJ Chark Jr... One of two rookie quarterbacks in franchise history to throw for at least five TDs through the first three weeks of a season
- 9/19 vs. DEN:** Completed 14 passes on 33 attempts for 118 yards, 1 TD and 2 INTs... Lawrence became the first player in franchise history to throw at least four TDs in their first two career starts
- 9/12 at HOU:** Finished his Jaguars and NFL debut 28-of-51 for 332 yards, 3 TDs and 3 INTs... Lawrence's 332 yards passing was the fourth-most by a rookie quarterback in their first start in NFL history... Lawrence is the only rookie in franchise history to throw for 300-plus yards and at least three TDs in a single game and is one of nine players in NFL history to throw for 300-plus yards and three TDs in their first career start

COLLEGE

- Started 36 of 40 games in 3 years at Clemson (2018-20)
- His career 34-2 record as a starter is the third-best winning percentage by a starting quarterback with at least 30 career starts since Division I split in 1978
- Completed 758-of-1138 career passes (66.6 percent) for 10,098 yards with 90 touchdowns
- Became the first quarterback in Atlantic Coast Conference history to win three ACC Championship games and was only the sixth quarterback in ACC history to record at least 10,000 career passing yards
- One of only 19 players in Clemson history to be a three-time All-ACC Academic Team honoree
- Holds Clemson career records in career winning percentage (.944), pass efficiency rating (164.3), yards per passing attempt (8.87) and tied for the most wins against Top 25 opponents (nine)

2020

- Voted ACC Player of the Year, ACC Offensive Player of the Year and First-Team All-ACC honoree
- Became second Heisman award finalist in Clemson history
- Completed 231-of-334 passes with 24 touchdowns and five interceptions for a pass efficiency rating of 169.2... Also rushed 68 times for 203 yards with eight rushing touchdowns
- 9/12 at Wake Forest:** Completed 22-of-28 passes for 351 yards and a touchdown and also added two rushing touchdowns at Wake Forest, the first game of 350-plus passing yards and multiple rushing touchdowns by a Clemson player since Tajh Boyd against NC State in 2012
- 12/5 at Virginia Tech:** On a 17-yard touchdown run in the first quarter, Lawrence joined Tajh Boyd (133), Lamar Jackson (119), Deshaun Watson (116) and Philip Rivers (112) as the only players in ACC history to be responsible for 100 career touchdowns (scored and/or thrown)
- 12/19 vs Notre Dame:** Completed 22-of-36 passes for 322 yards and two touchdowns to help defeat the Fighting Irish, 34-10, en route to his third consecutive ACC Championship

2019

- First-team All-ACC selection and second straight All-ACC Academic selection
- Completed 268-of-407 passes for 3,665 yards with a career-high 36 touchdowns and eight interceptions in 842 snaps over 15 games (all starts)... Also posted 103 carries for 563 yards and a career-high nine rushing touchdowns
- His 45 combined rushing and passing touchdowns tied Lamar Jackson for fifth-most in a season in ACC history
- 9/14 at Syracuse:** Completed 22-of-39 passes for a career-high 395 yards with three passing touchdowns and a rushing touchdown to earn ACC Co-Quarterback of the Week
- 11/30 at South Carolina:** Completed 26-of-36 passes for 295 yards with three touchdowns and no interceptions while also rushing eight times for 66 yards to share team offensive player of the game honors ...Set a single-game school record with 18 consecutive completions
- 12/28 vs Ohio State:** Earned Fiesta Bowl Offensive MVP honors after completing 18-of-33 passes for 259 yards and two touchdowns and leading Clemson with 16 carries for a career-high 107 yards and a touchdown

2018

- ACC Rookie of the Year, ACC Offensive Rookie of the Year, Second-Team All-ACC, AP ACC Newcomer of the Year and All-ACC Academic selection
- Completed 259-of-397 passes for 3,280 yards with 30 touchdowns and four interceptions, while also contributing 60 carries for 177 yards and a touchdown on the ground
- Set school freshman records in passing yards, passing touchdowns and wins as a starting quarterback, finished the season having thrown 169 consecutive pass attempts without an interception, breaking Cullen Harper's single-season school record of 143 in 2007
- 9/1 vs. Furman:** Made his collegiate debut and completed 9-of-14 passes for 137 yards and three touchdowns
- 11/24 vs South Carolina:** Earned school-record fifth ACC Rookie of the Week honor, completing 27-of-36 passes for a then-career-high 393 yards with one touchdown
- 1/7 vs. Alabama:** Earned Offensive MVP honors in the National Championship Game after completing 20-of-32 passes for 347 yards, three touchdowns and no interceptions, becoming the first freshman starting quarterback to lead his team to a national title since Oklahoma's Jamelle Holieway in 1985

PERSONAL

- Lawrence is the first No. 1 overall selection in Jaguars history
- Married his longtime girlfriend, Marissa, on April 10, 2021 shortly before the 2021 NFL Draft
- One of 19 players in Clemson history to be a three-time All-ACC Academic Team honoree
- Brother Chase, 26, is an award-winning painter



- Started growing out his hair on a dare with three teammates during his freshman year of high school

TREVOR LAWRENCE'S NFL REGULAR SEASON PASSING STATISTICS

| DATE | TEAM | GP | GS | ATT. | CMP. | PCT. | YDS | AVG. | TD | INT. | LG | SK | LST | RATE |
|---------------|---------|----------|----------|------------|-----------|-------------|------------|------------|----------|----------|------------|----------|-----------|-------------|
| 2021 | Jaguars | 3 | 3 | 118 | 64 | 54.2 | 669 | 5.7 | 5 | 7 | 41t | 5 | 80 | 60.3 |
| TOTALS | | 3 | 3 | 118 | 64 | 54.2 | 669 | 5.7 | 5 | 7 | 41T | 5 | 80 | 60.3 |

TREVOR LAWRENCE'S NFL REGULAR SEASON RUSHING STATISTICS

| DATE | TEAM | NO. | YDS. | AVG. | LG | TD |
|---------------|---------|----------|-----------|------------|-----------|----------|
| 2021 | Jaguars | 9 | 46 | 5.1 | 11 | 0 |
| TOTALS | | 9 | 46 | 5.1 | 11 | 0 |

TREVOR LAWRENCE'S NFL REGULAR SEASON PASSING/RUSHING STATISTICS

| DATE | TEAM | GP | GS | PASSING | | | | | | | | | | RUSHING | | | | | |
|---------------|---------|----------|----------|------------|-----------|-------------|------------|------------|----------|----------|------------|----------|-----------|-------------|----------|-----------|------------|-----------|----------|
| | | | | ATT. | CMP. | PCT. | YDS | AVG. | TD | INT. | LG | SK | LST | RATE | NO. | YDS. | AVG. | LG | TD |
| 2021 | Jaguars | 3 | 3 | 118 | 64 | 54.2 | 669 | 5.7 | 5 | 7 | 41t | 5 | 80 | 60.3 | 9 | 46 | 5.1 | 11 | 0 |
| TOTALS | | 3 | 3 | 118 | 64 | 54.2 | 669 | 5.7 | 5 | 7 | 41T | 5 | 80 | 60.3 | 9 | 46 | 5.1 | 11 | 0 |

SINGLE-GAME HIGHS: QUARTERBACK

| | | | |
|-------------------------|---|------------------------------|--|
| Pass Attempts | 51 at Houston Texans, Sep 12, 2021 34 vs. Arizona Cardinals, Sep 26, 2021 | Completion Percentage | 64.7 vs. Arizona Cardinals, Sep 26, 2021 54.9 at Houston Texans, Sep 12, 2021 |
| Pass Completions | 28 at Houston Texans, Sep 12, 2021 22 vs. Arizona Cardinals, Sep 26, 2021 | Passer Rating | 70.1 at Houston Texans, Sep 12, 2021 68.1 vs. Arizona Cardinals, Sep 26, 2021 |
| Yards Passing | 332 at Houston Texans, Sep 12, 2021 219 vs. Arizona Cardinals, Sep 26, 2021 | Rush Attempts | 6 vs. Arizona Cardinals, Sep 26, 2021 2 vs. Denver Broncos, Sep 19, 2021 |
| TD Passes | 3 at Houston Texans, Sep 12, 2021 1 vs. Arizona Cardinals, Sep 26, 2021 ...1 more at 1. | Rushing Yards | 27 vs. Arizona Cardinals, Sep 26, 2021 21 vs. Denver Broncos, Sep 19, 2021 11 vs. Denver Broncos, Sep 19, 2021 |
| Long Passes | 41t at Houston Texans, Sep 12, 2021 38 at Houston Texans, Sep 12, 2021 | Longest Runs | 10 vs. Arizona Cardinals, Sep 26, 2021 ...1 more at 10. |

300-YARD PASSING GAMES (1): REGULAR SEASON

| DATE | TEAM | NO. | YDS. | AVG. | LG | TD |
|----------|-----------|-----|------|------|-----|----|
| 09/12/21 | at Texans | 28 | 332 | 11.9 | 41t | 3 |

2021 GAME-BY-GAME REGULAR-SEASON STATISTICS (JAGUARS)

| DATE | OPPONENT | P/S | PASSING | | | | | | | | | | | RUSHING | | | | | SCORE |
|--------------------|-----------|------------|------------|-----------|------------|-------------|------------|-------------|----------|----------|------------|-------------|-------------|----------|-----------|-----------|----------|------------|-------|
| | | | ATT | CMP | YDS | PCT | Y/A | Y/C | TD | INT | LG | SK/YD | RATE | ATT | YDS | LG | TD | W/L | |
| 09/12 | at Texans | S | 51 | 28 | 332 | 54.9 | 6.5 | 11.9 | 3 | 3 | 41t | 1/13 | 70.1 | 1 | -2 | -2 | 0 | L | 21-37 |
| 09/19 | Broncos | S | 33 | 14 | 118 | 42.4 | 3.6 | 8.4 | 1 | 2 | 25t | 1/4 | 37.2 | 2 | 21 | 11 | 0 | L | 13-23 |
| 09/26 | Cardinals | S | 34 | 22 | 219 | 64.7 | 6.4 | 10.0 | 1 | 2 | 25 | 3/63 | 68.1 | 6 | 27 | 10 | 0 | L | 19-31 |
| 2021 TOTALS | | 3-3 | 118 | 64 | 669 | 54.2 | 5.7 | 10.5 | 5 | 7 | 41T | 5/80 | 60.3 | 9 | 46 | 11 | 0 | 0-3 | |





NEVIN LAWSON | 21



POSITION: CORNERBACK
HT: 5-10 | **WT:** 190 | **DOB:** 4-23-1991
COLLEGE: UTAH STATE
HOMETOWN: LAUDERHILL, FLA.
ACQ: FA- '21
EXP: 8th YEAR

KEY TRANSACTIONS

- Originally selected by Detroit in the fourth round (133rd overall) of the 2014 Draft
- Signed by Las Vegas as an unrestricted free agent on 3/20/19
- Re-signed by Las Vegas as an unrestricted free agent 3/23/21
- Signed by Jacksonville as a free agent on 9/22/21

PRO

2021 (Jaguars)

- **9/26 vs. ARI:** Played eight snaps on special teams in Jaguars debut

2020 (Raiders)

- Appeared in 14 games with nine starts, totaling a career-high 60 tackles (47 solo)... Added 1.0 sack, four passes defended, one forced fumble and one fumble recovery
- **10/4 vs. BUF:** Started at cornerback and recorded five tackles (four solo)
- **1/3/21 at DEN:** Started at cornerback and posted a career-high nine total tackles (eight solo)

2019 (Raiders)

- Appeared in 11 games with five starts, recording 23 tackles (18 solo) and five passes defended
- **11/17 vs. CIN:** Made his first start at cornerback and recorded two tackles
- **12/22 at LAC:** Registered three tackles and a single-game career-high four passes defended

2018 (Lions)

- Started in 14-of-15 contests for the club, totaling 53 stops (43 solo), his first career sack and five passes defended
- **11/18 vs. CAR:** Tallied five tackles and one pass defended
- **12/23 vs. MIN:** Recorded five total tackles (three solo) and registered his first career sack

2017 (Lions)

- Totaled 43 tackles (37 solo) on the year, adding four passes defended, one forced fumble and one fumble recovery returned for a TD
- **11/12 vs. CLE:** Tallied three tackles, one forced fumble and one fumble recovery returned 44 yards for a TD

2016 (Lions)

- Started in all 16 contests for the first time of his career... Finished with 56 tackles (45 solo) and nine passes defended... Also tallied one tackle on special teams
- **9/18 vs. TEN:** Posted three tackles and his first pass defended of the season
- **12/4 at NO:** Recorded a season high with seven tackles (six solo)

2015 (Lions)

- Appeared in 15 contests and made nine starts... Combined for 41 tackles (37 solo) and seven passes defended... Also notched five special teams tackles
- **11/22 at KC:** Made his first career start and set a then-career high with seven tackles (six solo), adding his first career pass defended
- **11/26 vs. PHI:** Led the team with six tackles (four solo)

2014 (Lions)

- Played in two games in his rookie season, totaling one tackle... Was placed on the Reserve/Injured List ahead of Week 3 with a foot injury
- **9/8 vs. NYG:** Recorded one tackle as a rotational player on defense in his NFL debut

COLLEGE

- Played four seasons (2010-13) at Utah State, appearing in 49 games and compiling 205 stops (143 solo), including 9.5 for loss, 2.0 sacks, six INTs including one returned for a TD, 34 passes defended, two forced fumbles and one fumble recovery
- Concluded his career at Utah State by playing in all 14 games with 13 starts, earning his first-career first-team All-Mountain West selection after posting 57 tackles (33), four INTs and 13 passes defended
- As a junior in 2012, earned second-team All-WAC honors after starting in all 13 games for the Aggies and finishing the season with 63 tackles (47), 2.0 sacks and 10 passes defended
- Started 12-of-13 games in his sophomore campaign as the anchor of the secondary... Ranked fourth overall on the team with 73 tackles, adding 11 passes defended and one INT
- Appeared in nine games with two starts as a true freshman, finishing the year with 12 tackles (seven), one INT, a half-sack and one pass defended

PERSONAL

- A two-year two-way starter at both cornerback and running back, as well as returning kickoffs and punts for Piper (Fla.) High School... Named second-team All-Broward County... Posted 68 tackles with three interceptions in eight games at cornerback for the Bengals
- Also a letterwinning sprinter in track & field
- One of three sons of Clive and Jennifer Lawson



REGULAR SEASON COMPARISON: DEFENSIVE - ARIZONA CARDINALS

| DATE | OPP | W/L | GP/GS | TACKLES | | | | | | | INT | TFL | PD | QBH | TD | MISC | |
|---------------|-------------|-----|-------|------------|------------|----------|----------|----------|------------|------------|----------|----------|----------|----------|----------|----------|--|
| | | | | TOT | SOLO | ASST | SACK | YDS. | FF | FR | | | | | | | |
| 10/11/15 | DET vs. ARZ | L | P | 1 | 1 | 0 | 0.0 | 0.0 | 0 | 0 | 0 | 0 | 0 | 0 | 0 | 0 | |
| 9/10/17 | DET vs. ARZ | W | S | 3 | 3 | 0 | 0.0 | 0.0 | 0 | 0 | 1 | 0 | 0 | 0 | 0 | | |
| 12/9/18 | DET @ ARZ | W | S | 4 | 3 | 1 | 0.0 | 0.0 | 0 | 0 | 0 | 0 | 0 | 0 | 0 | | |
| TOTALS | | | | 2/1 | 3/2 | 8 | 7 | 1 | 0.0 | 0.0 | 0 | 0 | 1 | 0 | 0 | 0 | |

NEVIN LAWSON'S NFL REGULAR SEASON DEFENSIVE STATISTICS

| DATE | TEAM | GP | GS | TACKLES | | | | | | | INTERCEPTIONS | | | | | O. FUMB | | | | ST | | | | MISC | | | | |
|--------------------------------------|--------------|-----------|-----------|------------|------------|-----------|----------|-----------|------------|------------|---------------|----------|----------|----------|----------|-----------|----------|----------|----------|-----------|-----------|-----------|----------|----------|----------|----------|----------|----------|
| | | | | TK | S | A | TFL | YDS | SK | YDS | QBH | NO | YDS | LG | TD | PD | FF | FR | TD | YDS | TK | S | A | FF | FR | S | A | |
| 2014 | Lions | 2 | 0 | 1 | 1 | 0 | 0 | 0 | 0.0 | 0.0 | 0 | 0 | 0 | 0 | 0 | 0 | 0 | 0 | 0 | 0 | 0 | 0 | 0 | 0 | 0 | 0 | 0 | |
| 2015 | Lions | 15 | 9 | 41 | 37 | 4 | 0 | 0 | 0.0 | 0.0 | 0 | 0 | 0 | 0 | 0 | 0 | 0 | 0 | 0 | 0 | 0 | 6 | 5 | 1 | 0 | 0 | 0 | |
| 2016 | Lions | 16 | 16 | 56 | 45 | 11 | 0 | 0 | 0.0 | 0.0 | 0 | 0 | 0 | 0 | 0 | 9 | 0 | 0 | 0 | 0 | 0 | 1 | 1 | 0 | 0 | 0 | 0 | |
| 2017 | Lions | 15 | 15 | 43 | 37 | 6 | 0 | 0 | 0.0 | 0.0 | 1 | 0 | 0 | 0 | 0 | 4 | 1 | 1 | 1 | 44 | 4 | 3 | 1 | 0 | 0 | 0 | 0 | |
| 2018 | Lions | 15 | 14 | 53 | 43 | 10 | 3 | 10 | 1.0 | 6.0 | 1 | 0 | 0 | 0 | 0 | 5 | 0 | 0 | 0 | 0 | 0 | 0 | 0 | 0 | 0 | 0 | 0 | |
| 2019 | Raiders | 11 | 5 | 23 | 19 | 4 | 2 | 3 | 0.0 | 0.0 | 1 | 0 | 0 | 0 | 0 | 5 | 0 | 0 | 0 | 0 | 1 | 1 | 0 | 0 | 0 | 0 | 0 | |
| 2020 | Raiders | 14 | 9 | 60 | 47 | 13 | 1 | 1 | 1.0 | 0.0 | 1 | 0 | 0 | 0 | 0 | 4 | 2 | 1 | 0 | 0 | 1 | 0 | 1 | 0 | 0 | 0 | 0 | |
| 2021 | Raiders | 0 | 0 | 0 | 0 | 0 | 0 | 0 | 0.0 | 0.0 | 0 | 0 | 0 | 0 | 0 | 0 | 0 | 0 | 0 | 0 | 0 | 0 | 0 | 0 | 0 | 0 | 0 | |
| Went from Las Vegas to Jacksonville. | | | | | | | | | | | | | | | | | | | | | | | | | | | | |
| 2021 | Jaguars | 1 | 0 | 0 | 0 | 0 | 0 | 0 | 0.0 | 0.0 | 0 | 0 | 0 | 0 | 0 | 0 | 0 | 0 | 0 | 0 | 0 | 0 | 0 | 0 | 0 | 0 | 0 | 0 |
| 2021 | TOTAL | 1 | 0 | 0 | 0 | 0 | 0 | 0 | 0.0 | 0.0 | 0 | 0 | 0 | 0 | 0 | 0 | 0 | 0 | 0 | 0 | 0 | 0 | 0 | 0 | 0 | 0 | 0 | 0 |
| NFL TOTALS | | 89 | 68 | 277 | 229 | 48 | 6 | 14 | 2.0 | 6.0 | 4 | 0 | 0 | 0 | 0 | 34 | 3 | 2 | 1 | 44 | 13 | 10 | 3 | 0 | 0 | 0 | 0 | 0 |

NEVIN LAWSON'S NFL POSTSEASON DEFENSIVE STATISTICS

| DATE | TEAM | GP | GS | TACKLES | | | | | | | INTERCEPTIONS | | | | | O. FUMB | | | | ST | | | | MISC | | | | |
|-------------------|-------|----------|----------|----------|----------|----------|----------|----------|------------|------------|---------------|----------|----------|----------|----------|----------|----------|----------|----------|----------|----------|----------|----------|----------|----------|----------|----------|----------|
| | | | | TK | S | A | TFL | YDS | SK | YDS | QBH | NO | YDS | LG | TD | PD | FF | FR | TD | YDS | TK | S | A | FF | FR | S | A | |
| 2016 | Lions | 1 | 1 | 7 | 5 | 2 | 0 | 0 | 0.0 | 0.0 | 0 | 0 | 0 | 0 | 0 | 0 | 0 | 0 | 0 | 0 | 0 | 0 | 0 | 0 | 0 | 0 | 0 | 0 |
| NFL TOTALS | | 1 | 1 | 7 | 5 | 2 | 0 | 0 | 0.0 | 0.0 | 0 | 0 | 0 | 0 | 0 | 0 | 0 | 0 | 0 | 0 | 0 | 0 | 0 | 0 | 0 | 0 | 0 | 0 |

SINGLE-GAME HIGHS: DEFENSIVE

- Total Tackles** 9 at Denver Broncos, Jan 03, 2021
- 8 vs. Jacksonville Jaguars, Dec 15, 2019
- Sacks** 1.0 at Kansas City Chiefs, Oct 11, 2020
- 1.0 vs. Minnesota Vikings, Dec 23, 2018
- Passes Defensed** 4 at Los Angeles Chargers, Dec 22, 2019
- 2 at Minnesota Vikings, Oct 01, 2017
- ...3 more at 2.
- Forced Fumbles** 1 vs. Denver Broncos, Nov 15, 2020
- 1 at Los Angeles Chargers, Nov 08, 2020
- ...1 more at 1.
- Fumble Recoveries** 1 vs. Denver Broncos, Nov 15, 2020
- 1 vs. Cleveland Browns, Nov 12, 2017
- Tackles For Loss** 2 vs. Minnesota Vikings, Dec 23, 2018
- 1 at Kansas City Chiefs, Oct 11, 2020
- ...3 more at 1.
- Special Teams Tackles** 3 at Seattle Seahawks, Oct 05, 2015
- 2 at Minnesota Vikings, Oct 01, 2017

SINGLE-GAME HIGHS - POSTSEASON: DEFENSIVE

- Total Tackles** 7 at Seattle Seahawks, Jan 07, 2017

2021 GAME-BY-GAME REGULAR-SEASON STATISTICS (RAIDERS/JAGUARS)

| DATE | OPPONENT | P/S | TACKLES | | | | | | | INTERCEPTIONS | | | | | O. FUMB | | | | ST | | | | MISC | | | | |
|-------------------------------|-------------|------------|----------|----------|----------|------------|------------|----------|----------|---------------|----------|----------|----------|----------|----------|----------|----------|----------|----------|----------|----------|----------|----------|----------|----------|------------|--------|
| | | | TK | S | A | SK | YDS | TFL | YDS | QBH | NO | YDS | LG | TD | PD | FF | FR | TD | YDS | TK | S | A | FF | FR | S | A | W/L |
| 09/13 | Ravens | | | | | | | | | | | | | | | | | | | | | | | | | W | 33-27+ |
| 09/19 | at Steelers | | | | | | | | | | | | | | | | | | | | | | | | | W | 26-17 |
| Went from Raiders to Jaguars. | | | | | | | | | | | | | | | | | | | | | | | | | | | |
| 09/26 | Cardinals | P | 0 | 0 | 0 | 0.0 | 0.0 | 0 | 0 | 0 | 0 | 0 | 0 | 0 | 0 | 0 | 0 | 0 | 0 | 0 | 0 | 0 | 0 | 0 | 0 | L | 19-31 |
| 2021 TOTALS | | 1-0 | 0 | 0 | 0 | 0.0 | 0.0 | 0 | 0 | 0 | 0 | 0 | 0 | 0 | 0 | 0 | 0 | 0 | 0 | 0 | 0 | 0 | 0 | 0 | 0 | 2-1 | |

+ - Overtime



2020 GAME-BY-GAME REGULAR-SEASON STATISTICS (RAIDERS)

| DATE | OPPONENT | P/S | TACKLES | | | | | | | INTERCEPTIONS | | | | | O. FUMB | | | | ST | | | | MISC | | W/L | SCORE | | |
|--------------------|-------------|-----|----------------------|-----------|-----------|-----------|------------|------------|----------|---------------|----------|----------|----------|----------|----------|----------|----------|----------|----------|----------|----------|----------|----------|----------|----------|----------|------------|-------|
| | | | TK | S | A | SK | YDS | TFL | YDS | QBH | NO | YDS | LG | TD | PD | FF | FR | TD | YDS | TK | S | A | FF | FR | | | S | A |
| 09/13 | at Panthers | | RESERVE/LEAGUE SUSP. | | | | | | | | | | | | | | | | | | | | | | | W | 34-30 | |
| 09/21 | Saints | P | 1 | 1 | 0 | 0.0 | 0.0 | 0 | 0 | 0 | 0 | 0 | 0 | 0 | 0 | 0 | 0 | 0 | 0 | 0 | 0 | 0 | 0 | 0 | 0 | 0 | W | 34-24 |
| 09/27 | at Patriots | P | 4 | 3 | 1 | 0.0 | 0.0 | 0 | 0 | 0 | 0 | 0 | 0 | 0 | 0 | 0 | 0 | 0 | 0 | 0 | 0 | 0 | 0 | 0 | 0 | 0 | L | 20-36 |
| 10/04 | Bills | S | 5 | 4 | 1 | 0.0 | 0.0 | 0 | 0 | 0 | 0 | 0 | 0 | 0 | 0 | 0 | 0 | 0 | 0 | 0 | 0 | 0 | 0 | 0 | 0 | 0 | L | 23-30 |
| 10/11 | at Chiefs | S | 6 | 5 | 1 | 1.0 | 0.0 | 1 | 1 | 1 | 0 | 0 | 0 | 0 | 0 | 0 | 0 | 0 | 0 | 0 | 0 | 0 | 0 | 0 | 0 | 0 | W | 40-32 |
| 10/25 | Buccaneers | S | 6 | 5 | 1 | 0.0 | 0.0 | 0 | 0 | 0 | 0 | 0 | 0 | 0 | 1 | 0 | 0 | 0 | 0 | 0 | 0 | 0 | 0 | 0 | 0 | 0 | L | 20-45 |
| 11/01 | at Browns | S | 5 | 4 | 1 | 0.0 | 0.0 | 0 | 0 | 0 | 0 | 0 | 0 | 0 | 1 | 0 | 0 | 0 | 0 | 0 | 0 | 0 | 0 | 0 | 0 | 0 | W | 16-6 |
| 11/08 | at Chargers | S | 3 | 2 | 1 | 0.0 | 0.0 | 0 | 0 | 0 | 0 | 0 | 0 | 0 | 0 | 1 | 0 | 0 | 0 | 0 | 0 | 0 | 0 | 0 | 0 | 0 | W | 31-26 |
| 11/15 | Broncos | S | 1 | 1 | 0 | 0.0 | 0.0 | 0 | 0 | 0 | 0 | 0 | 0 | 0 | 1 | 1 | 1 | 0 | 0 | 0 | 0 | 0 | 0 | 0 | 0 | 0 | W | 37-12 |
| 11/22 | Chiefs | S | 6 | 5 | 1 | 0.0 | 0.0 | 0 | 0 | 0 | 0 | 0 | 0 | 0 | 0 | 0 | 0 | 0 | 0 | 0 | 1 | 0 | 1 | 0 | 0 | 0 | L | 31-35 |
| 11/29 | at Falcons | P | 3 | 3 | 0 | 0.0 | 0.0 | 0 | 0 | 0 | 0 | 0 | 0 | 0 | 0 | 0 | 0 | 0 | 0 | 0 | 0 | 0 | 0 | 0 | 0 | 0 | L | 6-43 |
| 12/06 | at Jets | P | 3 | 3 | 0 | 0.0 | 0.0 | 0 | 0 | 0 | 0 | 0 | 0 | 0 | 0 | 0 | 0 | 0 | 0 | 0 | 0 | 0 | 0 | 0 | 0 | 0 | W | 31-28 |
| 12/13 | Colts | S | 5 | 2 | 3 | 0.0 | 0.0 | 0 | 0 | 0 | 0 | 0 | 0 | 0 | 0 | 0 | 0 | 0 | 0 | 0 | 0 | 0 | 0 | 0 | 0 | 0 | L | 27-44 |
| 12/17 | Chargers | | INACTIVE | | | | | | | | | | | | | | | | | | | | | | | L | 27-30+ | |
| 12/26 | Dolphins | P | 3 | 1 | 2 | 0.0 | 0.0 | 0 | 0 | 0 | 0 | 0 | 0 | 0 | 1 | 0 | 0 | 0 | 0 | 0 | 0 | 0 | 0 | 0 | 0 | 0 | L | 25-26 |
| 01/03 | at Broncos | S | 9 | 8 | 1 | 0.0 | 0.0 | 0 | 0 | 0 | 0 | 0 | 0 | 0 | 0 | 0 | 0 | 0 | 0 | 0 | 0 | 0 | 0 | 0 | 0 | 0 | W | 32-31 |
| 2020 TOTALS | | | 14-9 | 60 | 47 | 13 | 1.0 | 0.0 | 1 | 1 | 1 | 0 | 0 | 0 | 0 | 4 | 2 | 1 | 0 | 0 | 1 | 0 | 1 | 0 | 0 | 0 | 8-8 | |

+ - Overtime






BRANDON LINDER | 65



POSITION: OFFENSIVE LINEMAN
HT: 6-6 | **WT:** 315 | **DOB:** 1-25-1992
COLLEGE: MIAMI (FLA.)
HOMETOWN: SOUTHWEST RANCHES, FLA.
ACQ: D3-'14
EXP: 8th YEAR

 @BrandonLinder65

 @brandonlinder65

KEY TRANSACTIONS

- Originally drafted by Jacksonville in the third round (93rd overall) of the 2014 draft
- Re-signed on 7/26/17

PRO

2021 (Jaguars)

- Voted a team captain for the 2021 season
- **9/26 vs. ARI:** Started at center and played all 68 snaps on offense... Helped the offense rush for 159 yards on 29 attempts
- **9/19 vs. DEN:** Started at center and played all 56 offensive snaps
- **9/12 at HOU:** Started at center and played all 74 offensive snaps

2020 (Jaguars)

- Started in nine games on the season before missing the rest of the season with an ankle injury and being placed on injured reserve on Dec. 16... Part of an offensive line that helped rookie RB James Robinson tally the most scrimmage yards (1,414), and the second-most rushing yards (1,070), by an undrafted rookie in NFL history... Named team captain for the fourth time as voted on by his teammates

2019 (Jaguars)

- Started all 16 games in which he appeared at center... Part of an offensive line that helped RB Leonard Fournette gain 1,674 yards from scrimmage... Fournette became the only Jaguars player since 2011 to post at least 1,500 scrimmage yards in a single season

2018 (Jaguars)

- Selected as an offensive captain by his teammates for the 2018 season

2017 (Jaguars)

- Selected as an offensive captain by his teammates for the 2017 season... Part of an offensive line that helped the team lead the league in rushing for the first time in franchise history and allowed a franchise-low 24 sacks

2016 (Jaguars)

- Part of an offensive line that allowed its fewest sacks since 2007 (34)

2015 (Jaguars)

- Placed on season-ending injured reserve because of surgery to repair a labral tear in his left shoulder after injury suffered in Week 3

2014 (Jaguars)

- Started 15 games at right guard as a rookie... Part of an offensive line that helped club finish sixth in the NFL in average per rush (4.5)
- **9/7 at PHI:** Started at right guard in his NFL debut, one of three Jaguars rookies to start on opening day (WR Marqise Lee, WR Allen Hurns)

COLLEGE

- Four-year starter and started 42 games (37 at right guard, two at left tackle, three at center)
- Finished career with 35 TD-resulting blocks and 275 key blocks/knockdowns
- As a senior, named team's Most Valuable Player after leading team with 90 percent grade for blocking consistency, 11 TD-resulting blocks and 84 knockdowns
- Majored in health education

PERSONAL

- Attended St. Thomas Aquinas High School in Ft. Lauderdale, Fla.
- Named U.S. Army All-American and was rated the third-best center in the country by Rivals.com
- Helped team compile a 28-1 record during his final two seasons and captured the Class 5A state title as a junior
- Has built a lasting relationship with the Ronald McDonald House Charities of Jacksonville, including sponsoring the annual family holiday party
- An avid outdoorsman who enjoys hunting and fishing with his wife, Lauren
- Became 24th offensive lineman drafted by the Jaguars in franchise history
- First player from the University of Miami ever drafted by the Jaguars



BRANDON LINDER'S NFL REGULAR SEASON STATISTICS

| DATE | TEAM | GP | GS |
|-------------------|---------|-----------|-----------|
| 2014 | Jaguars | 15 | 15 |
| 2015 | Jaguars | 3 | 3 |
| 2016 | Jaguars | 14 | 14 |
| 2017 | Jaguars | 13 | 13 |
| 2018 | Jaguars | 9 | 9 |
| 2019 | Jaguars | 16 | 16 |
| 2020 | Jaguars | 9 | 9 |
| 2021 | Jaguars | 3 | 3 |
| NFL TOTALS | | 82 | 82 |

BRANDON LINDER'S NFL POSTSEASON STATISTICS

| DATE | TEAM | GP | GS |
|-------------------|---------|----------|----------|
| 2017 | Jaguars | 3 | 3 |
| NFL TOTALS | | 3 | 3 |

2021 GAME-BY-GAME REGULAR-SEASON STATISTICS (JAGUARS)

| DATE | OPPONENT | P/S | W/L | SCORE |
|--------------------|-----------|-----|------------|-------|
| 09/12 | at Texans | S | L | 21-37 |
| 09/19 | Broncos | S | L | 13-23 |
| 09/26 | Cardinals | S | L | 19-31 |
| 2021 TOTALS | | | 0-3 | |

2020 GAME-BY-GAME REGULAR-SEASON STATISTICS (JAGUARS)

| DATE | OPPONENT | P/S | W/L | SCORE |
|--------------------|-------------|-----|-------------|--------|
| 09/13 | Colts | S | W | 27-20 |
| 09/20 | at Titans | S | L | 30-33 |
| 09/24 | Dolphins | | L | 13-31 |
| 10/04 | at Bengals | | L | 25-33 |
| 10/11 | at Texans | S | L | 14-30 |
| 10/18 | Lions | S | L | 16-34 |
| 10/25 | at Chargers | S | L | 29-39 |
| 11/08 | Texans | S | L | 25-27 |
| 11/15 | at Packers | | L | 20-24 |
| 11/22 | Steelers | S | L | 3-27 |
| 11/29 | Browns | S | L | 25-27 |
| 12/06 | at Vikings | S | L | 24-27+ |
| 12/13 | Titans | | L | 10-31 |
| 12/20 | at Ravens | | L | 14-40 |
| 12/27 | Bears | | L | 17-41 |
| 01/03 | at Colts | | L | 14-28 |
| 2020 TOTALS | | | 1-15 | |

+ - Overtime





CHRIS MANHERTZ | 84



POSITION: TIGHT END
HT: 6-6 | **WT:** 260 | **DOB:** 4-10-1992
COLLEGE: CANISIUS
HOMETOWN: BRONX, N.Y.
ACQ: UFA (CAR)-'21
EXP: 6th YEAR

@C_Manhertz
 @c_manhertz

KEY TRANSACTIONS

- Signed as a free agent by Buffalo on 12/30/14
- Signed as a free agent by New Orleans on 8/24/15
- Signed to practice squad by New Orleans on 9/7/15
- Claimed off waivers by Carolina on 10/17/16
- Signed two-year contract with Carolina on 1/29/19
- Signed as a free agent by Jacksonville on 3/17/21

PRO

2021 (Jaguars)

- **9/26 vs. ARI:** Started at tight end and helped the offense rush for 159 yards on 29 attempts
- **9/19 vs. DEN:** Started at tight end and saw action on special teams
- **9/12 at HOU:** Started at tight end and recorded one reception for 22 yards and a touchdown... Manhertz caught QB Trevor Lawrence's first career passing touchdown with 5:05 remaining in the second quarter

2020 (Panthers)

- Played in all 16 games making 12 starts
- Finished the season with six receptions for 52 yards

2019 (Panthers)

- Played in 15 games with six starts in 2019, primarily as a blocking tight end... Made one catch for 11 yards... Helped running back Christian McCaffrey rush for 1,387 yards, ranking third in the NFL

2018 (Panthers)

- Recorded first NFL touchdown on a career-long 50-yard reception from RB Christian McCaffrey

2017 (Panthers)

- Saw action in all 16 games in 2017 with four starts before landing on injured reserve prior to the playoffs... Made two receptions for 17 yards

2016 (Saints & Panthers)

- Played in four games for Carolina and an additional three games with two starts for New Orleans in 2016

COLLEGE

- Played basketball at Canisius
- Appeared in 116 games with 94 starts... Averaged 6.5 points and 6.8 rebounds per game... Finished career ranked fourth in school history with 789 rebounds
- Led the Golden Griffins in rebounding three consecutive seasons as sophomore (2011-12), junior (2012-13) and senior (2013-14)

PERSONAL

- Attended Cardinal Spellman HS in the Bronx, N.Y.
- Majored in health and wellness at Canisius

CHRIS MANHERTZ'S NFL REGULAR SEASON RUSHING/RECEIVING STATISTICS

| DATE | TEAM | GP | GS | RECEIVING | | | | | RUSHING | | | | |
|---|----------|-----------|-----------|-----------|------------|-------------|------------|----------|----------|----------|------------|----------|----------|
| | | | | NO. | YDS. | AVG. | LG | TD | NO. | YDS. | AVG. | LG | TD |
| 2016 | Saints | 3 | 2 | 0 | 0 | 0.0 | 0 | 0 | 0 | 0 | 0 | 0 | 0 |
| Went from New Orleans to Carolina . | | | | | | | | | | | | | |
| 2016 | Panthers | 4 | 0 | 1 | 10 | 10.0 | 10 | 0 | 0 | 0 | 0.0 | 0 | 0 |
| 2016 | TOTAL | 7 | 2 | 1 | 10 | 10.0 | 10 | 0 | 0 | 0 | 0.0 | 0 | 0 |
| 2017 | Panthers | 16 | 4 | 2 | 17 | 8.5 | 11 | 0 | 0 | 0 | 0.0 | 0 | 0 |
| 2018 | Panthers | 16 | 4 | 2 | 52 | 26.0 | 50t | 1 | 0 | 0 | 0.0 | 0 | 0 |
| 2019 | Panthers | 15 | 6 | 1 | 11 | 11.0 | 11 | 0 | 0 | 0 | 0.0 | 0 | 0 |
| 2020 | Panthers | 16 | 12 | 6 | 52 | 8.7 | 17 | 0 | 0 | 0 | 0.0 | 0 | 0 |
| 2021 | Jaguars | 3 | 3 | 1 | 22 | 22.0 | 22t | 1 | 0 | 0 | 0.0 | 0 | 0 |
| NFL TOTALS | | 73 | 31 | 13 | 164 | 12.6 | 50T | 2 | 0 | 0 | 0.0 | 0 | 0 |



CHRIS MANHERTZ'S NFL POSTSEASON RUSHING/RECEIVING STATISTICS

| DATE | TEAM | GP | GS | RECEIVING | | | | | RUSHING | | | | |
|-------------------|----------|----------|----------|-----------|----------|------------|----------|----------|----------|----------|------------|----------|----------|
| | | | | NO. | YDS. | AVG. | LG | TD | NO. | YDS. | AVG. | LG | TD |
| 2017 | Panthers | 0 | 0 | 0 | 0 | 0.0 | 0 | 0 | 0 | 0 | 0.0 | 0 | 0 |
| NFL TOTALS | | 0 | 0 | 0 | 0 | 0.0 | 0 | 0 | 0 | 0 | 0.0 | 0 | 0 |

CHRIS MANHERTZ'S NFL REGULAR SEASON RETURN STATISTICS

| DATE | TEAM | KICKOFF RETURNS | | | | | PUNT RETURNS | | | | | |
|------------------------------------|----------|-----------------|----------|------------|----------|----------|--------------|----------|----------|------------|----------|----------|
| | | RET. | YDS. | AVG. | LG | TD | NO. | FC | YDS. | AVG. | LG | TD |
| 2016 | Saints | 0 | 0 | 0.0 | 0 | 0 | 0 | 0 | 0 | 0.0 | 0 | 0 |
| Went from New Orleans to Carolina. | | | | | | | | | | | | |
| 2016 | Panthers | 0 | 0 | 0.0 | 0 | 0 | 0 | 0 | 0 | 0.0 | 0 | 0 |
| 2016 | TOTAL | 0 | 0 | 0.0 | 0 | 0 | 0 | 0 | 0 | 0.0 | 0 | 0 |
| 2017 | Panthers | 0 | 0 | 0.0 | 0 | 0 | 0 | 0 | 0 | 0.0 | 0 | 0 |
| 2018 | Panthers | 0 | 0 | 0.0 | 0 | 0 | 0 | 0 | 0 | 0.0 | 0 | 0 |
| 2019 | Panthers | 0 | 0 | 0.0 | 0 | 0 | 0 | 0 | 0 | 0.0 | 0 | 0 |
| 2020 | Panthers | 0 | 0 | 0.0 | 0 | 0 | 0 | 0 | 0 | 0.0 | 0 | 0 |
| 2021 | Jaguars | 0 | 0 | 0.0 | 0 | 0 | 0 | 0 | 0 | 0.0 | 0 | 0 |
| NFL TOTALS | | 0 | 0 | 0.0 | 0 | 0 | 0 | 0 | 0 | 0.0 | 0 | 0 |

CHRIS MANHERTZ'S NFL POSTSEASON RETURN STATISTICS

| DATE | TEAM | KICKOFF RETURNS | | | | | PUNT RETURNS | | | | | |
|-------------------|----------|-----------------|----------|------------|----------|----------|--------------|----------|----------|------------|----------|----------|
| | | RET. | YDS. | AVG. | LG | TD | NO. | FC | YDS. | AVG. | LG | TD |
| 2017 | Panthers | 0 | 0 | 0.0 | 0 | 0 | 0 | 0 | 0 | 0.0 | 0 | 0 |
| NFL TOTALS | | 0 | 0 | 0.0 | 0 | 0 | 0 | 0 | 0 | 0.0 | 0 | 0 |

SINGLE-GAME HIGHS: RECEIVING

| | | | |
|---------------------------|---|--------------------------|---|
| Receptions | 1 at Houston Texans, Sep 12, 2021 1 at Minnesota Vikings, Nov 29, 2020 ...11 more at 1. | Receiving TDs | 1 at Houston Texans, Sep 12, 2021 1 vs. New Orleans Saints, Dec 17, 2018 |
| Receiving Yards | 50 vs. New Orleans Saints, Dec 17, 2018 22 at Houston Texans, Sep 12, 2021 | All-Purpose Yards | 50 vs. New Orleans Saints, Dec 17, 2018 22 at Houston Texans, Sep 12, 2021 |
| Longest Receptions | 50t vs. New Orleans Saints, Dec 17, 2018 22t at Houston Texans, Sep 12, 2021 | Most TDs | 1 at Houston Texans, Sep 12, 2021 1 vs. New Orleans Saints, Dec 17, 2018 |

2021 GAME-BY-GAME REGULAR-SEASON STATISTICS (JAGUARS)

| DATE | OPPONENT | P/S | RECEIVING | | | | | RUSHING | | | | | W/L | SCORE |
|--------------------|-----------|------------|-----------|-----------|-------------|------------|----------|----------|----------|------------|----------|----------|------------|-------|
| | | | NO. | YDS. | AVG. | LG | TD | NO. | YDS. | AVG. | LG | TD | | |
| 09/12 | at Texans | S | 1 | 22 | 22.0 | 22t | 1 | 0 | 0 | 0.0 | 0 | 0 | L | 21-37 |
| 09/19 | Broncos | S | 0 | 0 | 0.0 | 0 | 0 | 0 | 0 | 0.0 | 0 | 0 | L | 13-23 |
| 09/26 | Cardinals | S | 0 | 0 | 0.0 | 0 | 0 | 0 | 0 | 0.0 | 0 | 0 | L | 19-31 |
| 2021 TOTALS | | 3-3 | 1 | 22 | 22.0 | 22T | 1 | 0 | 0 | 0.0 | 0 | 0 | 0-3 | |

2020 GAME-BY-GAME REGULAR-SEASON STATISTICS (PANTHERS)

| DATE | OPPONENT | P/S | RECEIVING | | | | | RUSHING | | | | | W/L | SCORE |
|--------------------|---------------|--------------|-----------|-----------|------------|-----------|----------|----------|----------|------------|----------|----------|-------------|-------|
| | | | NO. | YDS. | AVG. | LG | TD | NO. | YDS. | AVG. | LG | TD | | |
| 09/13 | Raiders | S | 1 | 4 | 4.0 | 4 | 0 | 0 | 0 | 0.0 | 0 | 0 | L | 30-34 |
| 09/20 | at Buccaneers | S | 1 | 8 | 8.0 | 8 | 0 | 0 | 0 | 0.0 | 0 | 0 | L | 17-31 |
| 09/27 | at Chargers | P | 0 | 0 | 0.0 | 0 | 0 | 0 | 0 | 0.0 | 0 | 0 | W | 21-16 |
| 10/04 | Cardinals | S | 1 | 17 | 17.0 | 17 | 0 | 0 | 0 | 0.0 | 0 | 0 | W | 31-21 |
| 10/11 | at Falcons | P | 0 | 0 | 0.0 | 0 | 0 | 0 | 0 | 0.0 | 0 | 0 | W | 23-16 |
| 10/18 | Bears | S | 1 | 6 | 6.0 | 6 | 0 | 0 | 0 | 0.0 | 0 | 0 | L | 16-23 |
| 10/25 | at Saints | S | 0 | 0 | 0.0 | 0 | 0 | 0 | 0 | 0.0 | 0 | 0 | L | 24-27 |
| 10/29 | Falcons | P | 1 | 6 | 6.0 | 6 | 0 | 0 | 0 | 0.0 | 0 | 0 | L | 17-25 |
| 11/08 | at Chiefs | S | 0 | 0 | 0.0 | 0 | 0 | 0 | 0 | 0.0 | 0 | 0 | L | 31-33 |
| 11/15 | Buccaneers | P | 0 | 0 | 0.0 | 0 | 0 | 0 | 0 | 0.0 | 0 | 0 | L | 23-46 |
| 11/22 | Lions | S | 0 | 0 | 0.0 | 0 | 0 | 0 | 0 | 0.0 | 0 | 0 | W | 20-0 |
| 11/29 | at Vikings | S | 1 | 11 | 11.0 | 11 | 0 | 0 | 0 | 0.0 | 0 | 0 | L | 27-28 |
| 12/13 | Broncos | S | 0 | 0 | 0.0 | 0 | 0 | 0 | 0 | 0.0 | 0 | 0 | L | 27-32 |
| 12/19 | at Packers | S | 0 | 0 | 0.0 | 0 | 0 | 0 | 0 | 0.0 | 0 | 0 | L | 16-24 |
| 12/27 | at Washington | S | 0 | 0 | 0.0 | 0 | 0 | 0 | 0 | 0.0 | 0 | 0 | W | 20-13 |
| 01/03 | Saints | S | 0 | 0 | 0.0 | 0 | 0 | 0 | 0 | 0.0 | 0 | 0 | L | 7-33 |
| 2020 TOTALS | | 16-12 | 6 | 52 | 8.7 | 17 | 0 | 0 | 0 | 0.0 | 0 | 0 | 5-11 | |







ROSS MATISCIK | 46



POSITION: LONG SNAPPER
HT: 6-0 | **WT:** 240 | **DOB:** 9-13-1996
COLLEGE: BAYLOR
HOMETOWN: MCKINNEY, TEXAS
ACQ: FA-'20
EXP: 2nd YEAR

 @rossmatiscik

 @ross_matiscik

KEY TRANSACTIONS

- Originally signed by Jacksonville as a rookie free agent on 4/28/20

PRO

2021 (Jaguars)

- 9/26 vs. ARI:** Handled long snapping duties
- 9/19 vs. DEN:** Served as team's long snapper and recorded one special teams tackle on a punt return
- 9/12 at HOU:** Served as team's long snapper

2020 (Jaguars)

- Handled the team's long snapping duties in all 16 games on the season
- 9/13 vs. IND:** Served as the team's long snapper in NFL debut

COLLEGE

- Appeared in 52 games throughout his college career, seeing time as a longsnapper for punts and place kicks, while also appearing at linebacker
- Played in 14 games in 2019, snapping on all punts and kicks and made 13 tackles, including 1.0 sack
- Served as the team's longsnapper for all 13 games and made 11 tackles on defense in 2018
- Played in 12 games as a sophomore in 2017 and totaled four tackles, one fumble recovery and one forced fumble
- Played in 12 games as a freshman and served as the primary long snapper

PERSONAL

- Attended McKinney Boyd (McKinney, Texas) High School and was a 2014 all-state selection at linebacker
- Father, Marty, played football at Bowling Green
- Brother, Paine, played football at Rice

ROSS MATISCIK'S NFL REGULAR SEASON STATISTICS

| DATE | TEAM | GP |
|-------------------|---------|-----------|
| 2020 | Jaguars | 16 |
| 2021 | Jaguars | 3 |
| NFL TOTALS | | 19 |

2021 GAME-BY-GAME REGULAR-SEASON STATISTICS (JAGUARS)

| DATE | OPPONENT | | W/L | SCORE |
|--------------------|-----------|---|------------|-------|
| 09/12 | at Texans | P | L | 21-37 |
| 09/19 | Broncos | P | L | 13-23 |
| 09/26 | Cardinals | P | L | 19-31 |
| 2021 TOTALS | | | 0-3 | |

2020 GAME-BY-GAME REGULAR-SEASON STATISTICS (JAGUARS)

| DATE | OPPONENT | | W/L | SCORE |
|--------------------|-------------|---|-------------|--------|
| 09/13 | Colts | P | W | 27-20 |
| 09/20 | at Titans | P | L | 30-33 |
| 09/24 | Dolphins | P | L | 13-31 |
| 10/04 | at Bengals | P | L | 25-33 |
| 10/11 | at Texans | P | L | 14-30 |
| 10/18 | Lions | P | L | 16-34 |
| 10/25 | at Chargers | P | L | 29-39 |
| 11/08 | Texans | P | L | 25-27 |
| 11/15 | at Packers | P | L | 20-24 |
| 11/22 | Steelers | P | L | 3-27 |
| 11/29 | Browns | P | L | 25-27 |
| 12/06 | at Vikings | P | L | 24-27+ |
| 12/13 | Titans | P | L | 10-31 |
| 12/20 | at Ravens | P | L | 14-40 |
| 12/27 | Bears | P | L | 17-41 |
| 01/03 | at Colts | P | L | 14-28 |
| 2020 TOTALS | | | 1-15 | |

* - Overtime





LERENTEE MCCRAY | 55



POSITION: DEFENSIVE END/OUTSIDE LINEBACKER

HT: 6-3 | **WT:** 250 | **DOB:** 8-26-1990

COLLEGE: FLORIDA

HOMETOWN: OCALA, FLA.

ACQ: UFA (BUF)-'17

EXP: 7th YEAR



@Liive_55



@liive_55

KEY TRANSACTIONS

- Originally signed with Denver as an undrafted rookie on 4/27/13
- Signed with Green Bay as an unrestricted free agent on 4/18/16
- Traded by Green Bay to Buffalo for a 2018 draft pick on 8/30/16
- Signed by Jacksonville as an unrestricted free agent on 3/10/17

PRO

2021 (Jaguars)

- **9/26 vs. ARI:** Saw action on defense and had a team-high 26 special teams snaps
- **9/19 vs. DEN:** Inactive (hamstring)
- **9/12 at HOU:** Saw action on defense and special teams... Assisted on one tackle on defense

2020 (Jaguars)

- Opted out of the 2020 season

2019 (Jaguars)

- Saw action in nine games and compiled four tackles (three solo) prior to being placed on injured reserve on Oct. 29 with a hamstring injury
- **10/13 vs. N.O.:** Saw action on defense and special teams, notching one defensive tackle and one tackle on special teams
- **11/3 vs. HOU:** Saw action on defense and made one solo tackle

2018 (Jaguars)

- Selected as a special teams captain by his teammates for the 2018 season... Recorded seven special teams tackles, which was second most on the team
- **9/9 at NYG:** Recorded two tackles (one solo), including 1.0 sack
- **12/16 vs. WAS:** Saw action on special teams and partially blocked a punt
- **12/23 at MIA:** Recorded two special teams tackles

2017 (Jaguars)

- Second on the team with nine special teams tackles... Added three tackles on defense, including 1.5 sacks
- **9/10 at HOU:** Saw action at linebacker and recorded three tackles (one solo), 1.5 sacks and one tackle for a loss
- **11/5 vs. CIN:** Recorded a solo special teams tackle and one pass defended
- **11/19 at CLE:** Recorded two special teams tackles (one solo) and saw action at linebacker

2016 (Bills)

- Totaled 10 tackles (four solo), one forced fumble and five special teams tackles

2015 (Broncos)

- Tallied 13 tackles (seven solo) and saw action in all three postseason games, including Super Bowl 50

2014 (Broncos)

- Posted six tackles (four solo), one forced fumble and one pass defended during his rookie season

2013 (Broncos)

- Spent the season on injured reserve with an ankle injury

COLLEGE

- Appeared in 40 games with 25 starts and totaled 65 tackles (40 solo), including 12.5 tackles for loss and 4.5 sacks
- Helped the Gators win the 2008 BCS National Championship

PERSONAL

- Attended Dunnellon (Fla.) High School, where he played wide receiver and linebacker and totaled 118 tackles and 9.0 sacks during his senior season
- Took students back-to-school shopping in July 2019 in Jacksonville



LERENTEE MCCRAY'S NFL REGULAR SEASON DEFENSIVE STATISTICS

| DATE | TEAM | GP | TACKLES | | | | | | | | INTERCEPTIONS | | | | | | O. FUMB | | | | ST | | | | MISC | | |
|-------------------|---------|-----------|----------|-----------|-----------|-----------|----------|-----------|------------|-------------|---------------|----------|----------|----------|----------|----------|----------|----------|----------|----------|-----------|-----------|----------|----------|----------|----------|---|
| | | | GS | TK | S | A | TFL | YDS | SK | YDS | QBH | NO | YDS | LG | TD | PD | FF | FR | TD | YDS | TK | S | A | FF | FR | S | A |
| 2014 | Broncos | 13 | 0 | 6 | 4 | 2 | 0 | 0 | 1.0 | 11.0 | 2 | 0 | 0 | 0 | 0 | 1 | 1 | 0 | 0 | 0 | 0 | 0 | 0 | 0 | 0 | 0 | 0 |
| 2015 | Broncos | 11 | 0 | 13 | 7 | 6 | 1 | 2 | 0.5 | 2.5 | 1 | 0 | 0 | 0 | 0 | 0 | 0 | 0 | 0 | 0 | 2 | 2 | 0 | 0 | 0 | 0 | |
| 2016 | Bills | 13 | 0 | 10 | 4 | 6 | 0 | 0 | 0.0 | 0.0 | 0 | 0 | 0 | 0 | 0 | 1 | 0 | 0 | 0 | 0 | 7 | 5 | 2 | 0 | 0 | 0 | |
| 2017 | Jaguars | 13 | 0 | 3 | 1 | 2 | 1 | 6 | 1.5 | 7.0 | 3 | 0 | 0 | 0 | 0 | 1 | 0 | 0 | 0 | 0 | 9 | 6 | 3 | 0 | 0 | 0 | |
| 2018 | Jaguars | 13 | 0 | 2 | 1 | 1 | 1 | 7 | 1.0 | 7.0 | 2 | 0 | 0 | 0 | 0 | 0 | 0 | 0 | 0 | 0 | 7 | 5 | 2 | 0 | 0 | 0 | |
| 2019 | Jaguars | 9 | 0 | 4 | 3 | 1 | 0 | 0 | 0.0 | 0.0 | 0 | 0 | 0 | 0 | 0 | 0 | 0 | 0 | 0 | 0 | 1 | 0 | 1 | 0 | 0 | 0 | |
| 2021 | Jaguars | 2 | 0 | 1 | 0 | 1 | 0 | 0 | 0.0 | 0.0 | 0 | 0 | 0 | 0 | 0 | 0 | 0 | 0 | 0 | 0 | 0 | 0 | 0 | 0 | 0 | 0 | |
| NFL TOTALS | | 74 | 0 | 39 | 20 | 19 | 3 | 15 | 4.0 | 27.5 | 8 | 0 | 0 | 0 | 0 | 2 | 2 | 0 | 0 | 0 | 26 | 18 | 8 | 0 | 0 | 0 | |

LERENTEE MCCRAY'S NFL POSTSEASON DEFENSIVE STATISTICS

| DATE | TEAM | GP | TACKLES | | | | | | | | INTERCEPTIONS | | | | | | O. FUMB | | | | ST | | | | MISC | |
|-------------------|---------|----------|----------|----------|----------|----------|----------|----------|------------|------------|---------------|----------|----------|----------|----------|----------|----------|----------|----------|----------|----------|----------|----------|----------|----------|----------|
| | | | GS | TK | S | A | TFL | YDS | SK | YDS | QBH | NO | YDS | LG | TD | PD | FF | FR | TD | YDS | TK | S | A | FF | FR | S |
| 2014 | Broncos | 1 | 0 | 2 | 1 | 1 | 0 | 0 | 0.0 | 0.0 | 0 | 0 | 0 | 0 | 0 | 0 | 0 | 0 | 0 | 0 | 0 | 0 | 0 | 0 | 0 | 0 |
| 2015 | Broncos | 3 | 0 | 0 | 0 | 0 | 0 | 0 | 0.0 | 0.0 | 0 | 0 | 0 | 0 | 0 | 0 | 0 | 0 | 0 | 0 | 0 | 0 | 0 | 0 | 0 | 0 |
| 2017 | Jaguars | 3 | 0 | 0 | 0 | 0 | 0 | 0 | 0.0 | 0.0 | 0 | 0 | 0 | 0 | 0 | 0 | 0 | 0 | 0 | 0 | 3 | 0 | 3 | 0 | 0 | 0 |
| NFL TOTALS | | 7 | 0 | 2 | 1 | 1 | 0 | 0 | 0.0 | 0.0 | 0 | 0 | 0 | 0 | 0 | 0 | 0 | 0 | 0 | 0 | 3 | 0 | 3 | 0 | 0 | 0 |

SINGLE-GAME HIGHS: DEFENSIVE

| | | | |
|------------------------|--|------------------------------|--|
| Total Tackles | 4 vs. New England Patriots, Oct 30, 2016 4 at Indianapolis Colts, Nov 08, 2015 | Forced Fumbles | 1 at Los Angeles Rams, Oct 09, 2016 1 vs. Oakland Raiders, Dec 28, 2014 |
| Sacks | 1.5 at Houston Texans, Sep 10, 2017 1.0 at New York Giants, Sep 09, 2018 ...1 more at 1.0. | Tackles For Loss | 1 at New York Giants, Sep 09, 2018 1 at Houston Texans, Sep 10, 2017 ...1 more at 1. |
| Passes Defensed | 1 vs. Cincinnati Bengals, Nov 05, 2017 1 vs. Buffalo Bills, Dec 07, 2014 | Special Teams Tackles | 2 at Houston Texans, Dec 30, 2018 2 at Miami Dolphins, Dec 23, 2018 ...1 more at 2. |

SINGLE-GAME HIGHS - POSTSEASON: DEFENSIVE

| | | | |
|----------------------|--|------------------------------|--|
| Total Tackles | 2 vs. Indianapolis Colts, Jan 11, 2015 | Special Teams Tackles | 2 vs. Buffalo Bills, Jan 07, 2018 1 at New England Patriots, Jan 21, 2018 |
|----------------------|--|------------------------------|--|

2021 GAME-BY-GAME REGULAR-SEASON STATISTICS (JAGUARS)

| DATE | OPPONENT | P/S | TACKLES | | | | | | | | INTERCEPTIONS | | | | | | O. FUMB | | | | ST | | | | MISC | | | |
|--------------------|-----------|------------|----------|----------|----------|------------|------------|----------|----------|----------|---------------|----------|----------|----------|----------|----------|----------|----------|----------|----------|----------|----------|----------|----------|----------|------------|-------|-------|
| | | | TK | S | A | SK | YDS | TFL | YDS | QBH | NO | YDS | LG | TD | PD | FF | FR | TD | YDS | TK | S | A | FF | FR | S | A | W/L | SCORE |
| 09/12 | at Texans | P | 1 | 0 | 1 | 0.0 | 0.0 | 0 | 0 | 0 | 0 | 0 | 0 | 0 | 0 | 0 | 0 | 0 | 0 | 0 | 0 | 0 | 0 | 0 | 0 | L | 21-37 | |
| 09/19 | Broncos | | INACTIVE | | | | | | | | | | | | | | | | | | | | | | | | L | 13-23 |
| 09/26 | Cardinals | P | 0 | 0 | 0 | 0.0 | 0.0 | 0 | 0 | 0 | 0 | 0 | 0 | 0 | 0 | 0 | 0 | 0 | 0 | 0 | 0 | 0 | 0 | 0 | 0 | L | 19-31 | |
| 2021 TOTALS | | 2-0 | 1 | 0 | 1 | 0.0 | 0.0 | 0 | 0 | 0 | 0 | 0 | 0 | 0 | 0 | 0 | 0 | 0 | 0 | 0 | 0 | 0 | 0 | 0 | 0 | 0-3 | | |

2020 GAME-BY-GAME REGULAR-SEASON STATISTICS (JAGUARS)

| DATE | OPPONENT | P/S | TACKLES | | | | | | | | INTERCEPTIONS | | | | | | O. FUMB | | | | ST | | | | MISC | | | |
|--------------------|-------------|-----|---------------|----------|----------|------------|------------|----------|----------|----------|---------------|----------|----------|----------|----------|----------|----------|----------|----------|----------|----------|----------|----------|----------|----------|----------|-------------|--------|
| | | | TK | S | A | SK | YDS | TFL | YDS | QBH | NO | YDS | LG | TD | PD | FF | FR | TD | YDS | TK | S | A | FF | FR | S | A | W/L | SCORE |
| 09/13 | Colts | | NOT ON ROSTER | | | | | | | | | | | | | | | | | | | | | | | | W | 27-20 |
| 09/20 | at Titans | | NOT ON ROSTER | | | | | | | | | | | | | | | | | | | | | | | | L | 30-33 |
| 09/24 | Dolphins | | NOT ON ROSTER | | | | | | | | | | | | | | | | | | | | | | | | L | 13-31 |
| 10/04 | at Bengals | | NOT ON ROSTER | | | | | | | | | | | | | | | | | | | | | | | | L | 25-33 |
| 10/11 | at Texans | | NOT ON ROSTER | | | | | | | | | | | | | | | | | | | | | | | | L | 14-30 |
| 10/18 | Lions | | NOT ON ROSTER | | | | | | | | | | | | | | | | | | | | | | | | L | 16-34 |
| 10/25 | at Chargers | | NOT ON ROSTER | | | | | | | | | | | | | | | | | | | | | | | | L | 29-39 |
| 11/08 | Texans | | NOT ON ROSTER | | | | | | | | | | | | | | | | | | | | | | | | L | 25-27 |
| 11/15 | at Packers | | NOT ON ROSTER | | | | | | | | | | | | | | | | | | | | | | | | L | 20-24 |
| 11/22 | Steelers | | NOT ON ROSTER | | | | | | | | | | | | | | | | | | | | | | | | L | 3-27 |
| 11/29 | Browns | | NOT ON ROSTER | | | | | | | | | | | | | | | | | | | | | | | | L | 25-27 |
| 12/06 | at Vikings | | NOT ON ROSTER | | | | | | | | | | | | | | | | | | | | | | | | L | 24-27+ |
| 12/13 | Titans | | NOT ON ROSTER | | | | | | | | | | | | | | | | | | | | | | | | L | 10-31 |
| 12/20 | at Ravens | | NOT ON ROSTER | | | | | | | | | | | | | | | | | | | | | | | | L | 14-40 |
| 12/27 | Bears | | NOT ON ROSTER | | | | | | | | | | | | | | | | | | | | | | | | L | 17-41 |
| 01/03 | at Colts | | NOT ON ROSTER | | | | | | | | | | | | | | | | | | | | | | | | L | 14-28 |
| 2020 TOTALS | | | 0 | 0 | 0 | 0.0 | 0.0 | 0 | 0 | 0 | 0 | 0 | 0 | 0 | 0 | 0 | 0 | 0 | 0 | 0 | 0 | 0 | 0 | 0 | 0 | 0 | 1-15 | |

+ - Overtime





ANDREW NORWELL | 68



POSITION: OFFENSIVE LINEMAN

HT: 6-6 | **WT:** 340 | **DOB:** 10-25-1991

COLLEGE: OHIO STATE

HOMETOWN: CINCINNATI, OHIO

ACQ: UFA (CAR)-'18

EXP: 8th YEAR



@a_norwell68

KEY TRANSACTIONS

- Originally signed by Carolina as an undrafted rookie on 5/16/14
- Signed as an unrestricted free agent by Jacksonville on 3/15/17

PRO

2021 (Jaguars)

- **9/26 vs. ARI:** Started at left guard and helped the offense rush for 159 yards on 29 attempts... Briefly left the game in the second quarter with an ankle injury but returned to finish the contest
- **9/19 vs. DEN:** Started at left guard and played all 56 offensive snaps
- **9/12 at HOU:** Started at left guard and appeared in all 74 offensive snaps

2020 (Jaguars)

- Started all 13 games in which he appeared at left guard... Part of an offensive line that helped rookie RB James Robinson tally the most scrimmage yards (1,414), and the second-most rushing yards (1,070), by an undrafted rookie in NFL history... Placed on injured reserve on Nov. 28... Activated from injured reserve on Dec. 19

2019 (Jaguars)

- Started all 16 games at left guard... Part of an offensive line that helped RB Leonard Fournette gain 1,674 yards from scrimmage... Fournette became the only Jaguars player since 2011 to post at least 1,500 scrimmage yards in a single season

2018 (Jaguars)

- Appeared in 11 contests, starting each contest at left guard
- **9/9 at NYG:** Started at left guard and helped the team rush for 137 yards in his Jaguars debut

2017 (Panthers)

- Led an offensive line that paved the way for the NFL's fourth-ranked ground attack to rush for 2,102 yards (131.3 rushing yards per game)... Part of a unit that allowed 35 sacks on the season

2016 (Panthers)

- Started at left guard for the first time in his career and was the team's only offensive lineman to start all 16 games at the position in which he opened the season... Carolina boasted the 10th-ranked rushing attack and averaged 113.4 yards per game... Contributed to a Panthers offense that averaged a 31:44 time of possession, the third-highest mark in team history

2015 (Panthers)

- Started 13 regular season games and all three postseason contests, including Super Bowl 50 vs. Denver... Helped the team set a franchise-record and NFL-leading 500 points scored

2014 (Panthers)

- Opened holes for the Panthers to rank seventh in the NFL in rushing, including a league-leading 975 yards over the last five games

COLLEGE

- Played in 50 games with 39 starts at Ohio State
- Three-time All-Big Ten Conference selection

PERSONAL

- Attended Anderson (Cincinnati, Ohio) High School
- Started the Andrew Norwell Foundation which focuses on feeding children in Ohio, North Carolina and Florida
- Hosted 250 children from the Boys and Girls Club of Northeast Florida to a Thanksgiving feast during the 'Turkey Time With the O-Line' event in 2019
- Recently adopted a sheepadoodle puppy named Yogi the Bear with his wife, Brooke... The couple married during the 2021 offseason



ANDREW NORWELL'S NFL REGULAR SEASON STATISTICS

| DATE | TEAM | GP | GS |
|-------------------|----------|-----------|-----------|
| 2014 | Panthers | 10 | 9 |
| 2015 | Panthers | 13 | 13 |
| 2016 | Panthers | 16 | 16 |
| 2017 | Panthers | 16 | 16 |
| 2018 | Jaguars | 11 | 11 |
| 2019 | Jaguars | 16 | 16 |
| 2020 | Jaguars | 12 | 12 |
| 2021 | Jaguars | 3 | 3 |
| NFL TOTALS | | 97 | 96 |

ANDREW NORWELL'S NFL POSTSEASON STATISTICS

| DATE | TEAM | GP | GS |
|-------------------|----------|----------|----------|
| 2014 | Panthers | 2 | 2 |
| 2015 | Panthers | 3 | 3 |
| 2017 | Panthers | 1 | 1 |
| NFL TOTALS | | 6 | 6 |

2021 GAME-BY-GAME REGULAR-SEASON STATISTICS (JAGUARS)

| DATE | OPPONENT | P/S | W/L | SCORE |
|--------------------|-----------|------------|------------|-------|
| 09/12 | at Texans | S | L | 21-37 |
| 09/19 | Broncos | S | L | 13-23 |
| 09/26 | Cardinals | S | L | 19-31 |
| 2021 TOTALS | | 3-3 | 0-3 | |

2020 GAME-BY-GAME REGULAR-SEASON STATISTICS (JAGUARS)

| DATE | OPPONENT | P/S | W/L | SCORE |
|--------------------|-------------|--------------|-------------|--------|
| 09/13 | Colts | S | W | 27-20 |
| 09/20 | at Titans | S | L | 30-33 |
| 09/24 | Dolphins | S | L | 13-31 |
| 10/04 | at Bengals | S | L | 25-33 |
| 10/11 | at Texans | S | L | 14-30 |
| 10/18 | Lions | S | L | 16-34 |
| 10/25 | at Chargers | S | L | 29-39 |
| 11/08 | Texans | S | L | 25-27 |
| 11/15 | at Packers | S | L | 20-24 |
| 11/22 | Steelers | S | L | 3-27 |
| 11/29 | Browns | | L | 25-27 |
| 12/06 | at Vikings | | L | 24-27+ |
| 12/13 | Titans | | L | 10-31 |
| 12/20 | at Ravens | S | L | 14-40 |
| 12/27 | Bears | S | L | 17-41 |
| 01/03 | at Colts | | L | 14-28 |
| 2020 TOTALS | | 12-12 | 1-15 | |

+ - Overtime





DARE OGUNBOWALE | 33



POSITION: RUNNING BACK
HT: 5-10 | **WT:** 215 | **DOB:** 5-4-1994
COLLEGE: WISCONSIN
HOMETOWN: MILWAUKEE, WISC.
ACQ: FA-'20
EXP: 4th YEAR



@dareogunbowale

KEY TRANSACTIONS

- Originally signed by Houston as an undrafted free agent on 4/30/17
- Signed by Tampa Bay to the practice squad on 11/30/17
- Signed by Washington to the practice squad on 12/13/17
- Signed by Tampa Bay on 4/2/18
- Signed by Tampa Bay to the practice squad on 10/29/18
- Signed by Jacksonville on 9/9/20

PRO

2021 (Jaguars)

- **9/26 vs. ARI:** Saw action on offense and special teams
- **9/19 vs. DEN:** Saw action on special teams
- **9/12 at HOU:** Saw action on special teams and recorded two special teams tackles

2020 (Jaguars)

- Saw action in 14 games and started the last two of the season... Totaled 145 rushing yards on 32 carries (4.53 rush avg.) while adding 10 receptions for 54 yards (5.4 rec. avg.)... Also tied the team-lead with nine special teams tackles
- **12/27 vs. CHI:** Made his first career start at running back, rushing 14 times for 71 yards (5.1 rush avg.), including a career-long rush of 25 yards... Also recorded three receptions for 7 yards
- **1/3 at IND:** Recorded his second-consecutive start at running back, rushing 14 times for 50 yards (3.6 rush avg.) while hauling in four receptions for 22 yards (5.5 rec. avg.)

2019 (Buccaneers)

- Played in all 16 games for the first time in his career and posted his first career rushing attempts and receptions... Also served as the team's special teams captain

2018 (Buccaneers)

- Spent time on the practice squad in Tampa Bay before making his season debut on Nov. 18 at New York Giants

2017 (Washington Football Team)

- Played in two games in Washington and spent time in training camp with Houston and on the practice squads in Tampa Bay and Washington

COLLEGE

- Played four seasons in Madison, Wisc. after redshirting in 2012
- Rushed for 1,518 yards and 13 TDs in 49 career games... Also caught 60 passes for 507 yards and two TDs
- Began career as a walk-on defensive back before transitioning to running back in 2014

PERSONAL

- Attended Marquette High School (Milwaukee, Wisc.)
- Son of Yolanda and Gregory
- Sister, Arike, played college basketball at Notre Dame, where she was named the Most Outstanding Player of the Irish's 2018 national title run after hitting game-winning baskets in both the Final Four semifinal and national championship games

DARE OGUNBOWALE'S NFL REGULAR SEASON RUSHING/RECEIVING STATISTICS

| DATE | TEAM | RUSHING | | | | | | | RECEIVING | | | | |
|----------------------------------|------------|-----------|----------|-----------|------------|------------|-----------|----------|-----------|------------|------------|-----------|----------|
| | | GP | GS | NO. | YDS. | AVG. | LG | TD | NO. | YDS. | AVG. | LG | TD |
| 2017 | Texans | 0 | 0 | 0 | 0 | 0.0 | 0 | 0 | 0 | 0 | 0.0 | 0 | 0 |
| Went from Houston to Washington. | | | | | | | | | | | | | |
| 2017 | Washington | 2 | 0 | 0 | 0 | 0.0 | 0 | 0 | 0 | 0 | 0.0 | 0 | 0 |
| 2017 | TOTAL | 2 | 0 | 0 | 0 | 0.0 | 0 | 0 | 0 | 0 | 0.0 | 0 | 0 |
| 2018 | Buccaneers | 2 | 0 | 0 | 0 | 0.0 | 0 | 0 | 0 | 0 | 0.0 | 0 | 0 |
| 2019 | Buccaneers | 16 | 0 | 11 | 17 | 1.5 | 12 | 2 | 35 | 286 | 8.2 | 21 | 0 |
| 2020 | Jaguars | 14 | 2 | 32 | 145 | 4.5 | 25 | 0 | 10 | 54 | 5.4 | 12 | 0 |
| 2021 | Jaguars | 3 | 0 | 0 | 0 | 0.0 | 0 | 0 | 0 | 0 | 0.0 | 0 | 0 |
| NFL TOTALS | | 37 | 2 | 43 | 162 | 3.8 | 25 | 2 | 45 | 340 | 7.6 | 21 | 0 |



DARE OGUNBOWALE'S NFL REGULAR SEASON RETURN STATISTICS

| DATE | TEAM | KICKOFF RETURNS | | | | | PUNT RETURNS | | | | | |
|----------------------------------|------------|-----------------|------------|-------------|-----------|----------|--------------|----------|----------|------------|----------|----------|
| | | RET. | YDS. | AVG. | LG | TD | NO. | FC | YDS. | AVG. | LG | TD |
| 2017 | Texans | 0 | 0 | 0.0 | 0 | 0 | 0 | 0 | 0 | 0.0 | 0 | 0 |
| Went from Houston to Washington. | | | | | | | | | | | | |
| 2017 | Washington | 0 | 0 | 0.0 | 0 | 0 | 0 | 0 | 0 | 0.0 | 0 | 0 |
| 2017 | TOTAL | 0 | 0 | 0.0 | 0 | 0 | 0 | 0 | 0 | 0.0 | 0 | 0 |
| 2018 | Buccaneers | 7 | 137 | 19.6 | 25 | 0 | 0 | 0 | 0 | 0.0 | 0 | 0 |
| 2019 | Buccaneers | 12 | 223 | 18.6 | 26 | 0 | 0 | 0 | 0 | 0.0 | 0 | 0 |
| 2020 | Jaguars | 0 | 6 | 0.0 | 6 | 0 | 0 | 0 | 0 | 0.0 | 0 | 0 |
| 2021 | Jaguars | 0 | 0 | 0.0 | 0 | 0 | 0 | 0 | 0 | 0.0 | 0 | 0 |
| NFL TOTALS | | 19 | 366 | 19.3 | 26 | 0 | 0 | 0 | 0 | 0.0 | 0 | 0 |

SINGLE-GAME HIGHS: RUSHING/RECEIVING

| | | | |
|---------------------------|--|-------------------------------|--|
| Rush Attempts | 14 at Indianapolis Colts, Jan 03, 2021 14 vs. Chicago Bears, Dec 27, 2020 | Kickoff Return Yards | 137 at New York Giants, Nov 18, 2018 74 vs. Houston Texans, Dec 21, 2019 |
| Rushing Yards | 71 vs. Chicago Bears, Dec 27, 2020 50 at Indianapolis Colts, Jan 03, 2021 | Longest Kickoff Return | 26 vs. Indianapolis Colts, Dec 08, 2019 25 at New York Giants, Nov 18, 2018 ...1 more at 25. |
| Longest Runs | 25 vs. Chicago Bears, Dec 27, 2020 17 at Baltimore Ravens, Dec 20, 2020 | Special Teams Tackles | 2 at Houston Texans, Sep 12, 2021 2 at Green Bay Packers, Nov 15, 2020 ...2 more at 2. |
| Rushing TDs | 1 at Seattle Seahawks, Nov 03, 2019 1 vs. Carolina Panthers, Oct 13, 2019 | Miscellaneous Tackles | 1 vs. Pittsburgh Steelers, Nov 22, 2020 1 at Atlanta Falcons, Nov 24, 2019 |
| Receptions | 5 vs. Indianapolis Colts, Dec 08, 2019 4 at Indianapolis Colts, Jan 03, 2021 ...1 more at 4. | Most TDs | 1 at Seattle Seahawks, Nov 03, 2019 1 vs. Carolina Panthers, Oct 13, 2019 |
| Receiving Yards | 48 vs. Indianapolis Colts, Dec 08, 2019 34 vs. Houston Texans, Dec 21, 2019 | Rushing Average | 5.1 vs. Chicago Bears, Dec 27, 2020 3.6 at Indianapolis Colts, Jan 03, 2021 |
| Longest Receptions | 21 vs. Carolina Panthers, Oct 13, 2019 19 vs. Houston Texans, Dec 21, 2019 | Receiving Average | 11.3 vs. Houston Texans, Dec 21, 2019 9.6 vs. Indianapolis Colts, Dec 08, 2019 |
| All-Purpose Yards | 137 at New York Giants, Nov 18, 2018 108 vs. Houston Texans, Dec 21, 2019 | Kickoff Return Average | 20.3 vs. Atlanta Falcons, Dec 29, 2019 19.6 at New York Giants, Nov 18, 2018 |
| Kickoff Returns | 7 at New York Giants, Nov 18, 2018 5 vs. Houston Texans, Dec 21, 2019 | | |

2021 GAME-BY-GAME REGULAR-SEASON STATISTICS (JAGUARS)

| DATE | OPPONENT | P/S | RUSHING | | | | | RECEIVING | | | | | W/L | SCORE |
|--------------------|-----------|------------|----------|----------|------------|----------|----------|-----------|----------|------------|----------|----------|------------|-------|
| | | | NO. | YDS. | AVG. | LG | TD | NO. | YDS. | AVG. | LG | TD | | |
| 09/12 | at Texans | P | 0 | 0 | 0.0 | 0 | 0 | 0 | 0 | 0.0 | 0 | 0 | L | 21-37 |
| 09/19 | Broncos | P | 0 | 0 | 0.0 | 0 | 0 | 0 | 0 | 0.0 | 0 | 0 | L | 13-23 |
| 09/26 | Cardinals | P | 0 | 0 | 0.0 | 0 | 0 | 0 | 0 | 0.0 | 0 | 0 | L | 19-31 |
| 2021 TOTALS | | 3-0 | 0 | 0 | 0.0 | 0 | 0 | 0 | 0 | 0.0 | 0 | 0 | 0-3 | |

2020 GAME-BY-GAME REGULAR-SEASON STATISTICS (JAGUARS)

| DATE | OPPONENT | P/S | RUSHING | | | | | RECEIVING | | | | | W/L | SCORE |
|--------------------|-------------|-------------|-----------|------------|------------|-----------|----------|-----------|-----------|------------|-----------|----------|-------------|--------|
| | | | NO. | YDS. | AVG. | LG | TD | NO. | YDS. | AVG. | LG | TD | | |
| 09/13 | Colts | | | | | | | | | | | | W | 27-20 |
| 09/20 | at Titans | P | 0 | 0 | 0.0 | 0 | 0 | 0 | 0 | 0.0 | 0 | 0 | L | 30-33 |
| 09/24 | Dolphins | P | 0 | 0 | 0.0 | 0 | 0 | 0 | 0 | 0.0 | 0 | 0 | L | 13-31 |
| 10/04 | at Bengals | P | 0 | 0 | 0.0 | 0 | 0 | 0 | 0 | 0.0 | 0 | 0 | L | 25-33 |
| 10/11 | at Texans | P | 0 | 0 | 0.0 | 0 | 0 | 0 | 0 | 0.0 | 0 | 0 | L | 14-30 |
| 10/18 | Lions | P | 0 | 0 | 0.0 | 0 | 0 | 0 | 0 | 0.0 | 0 | 0 | L | 16-34 |
| 10/25 | at Chargers | P | 0 | 0 | 0.0 | 0 | 0 | 0 | 0 | 0.0 | 0 | 0 | L | 29-39 |
| 11/08 | Texans | P | 0 | 0 | 0.0 | 0 | 0 | 0 | 0 | 0.0 | 0 | 0 | L | 25-27 |
| 11/15 | at Packers | P | 0 | 0 | 0.0 | 0 | 0 | 1 | 5 | 5.0 | 5 | 0 | L | 20-24 |
| 11/22 | Steelers | P | 0 | 0 | 0.0 | 0 | 0 | 0 | 0 | 0.0 | 0 | 0 | L | 3-27 |
| 11/29 | Browns | | | | | | | | | | | | L | 25-27 |
| 12/06 | at Vikings | P | 2 | 7 | 3.5 | 4 | 0 | 0 | 0 | 0.0 | 0 | 0 | L | 24-27+ |
| 12/13 | Titans | P | 0 | 0 | 0.0 | 0 | 0 | 1 | 12 | 12.0 | 12 | 0 | L | 10-31 |
| 12/20 | at Ravens | P | 2 | 17 | 8.5 | 17 | 0 | 1 | 8 | 8.0 | 8 | 0 | L | 14-40 |
| 12/27 | Bears | S | 14 | 71 | 5.1 | 25 | 0 | 3 | 7 | 2.3 | 6 | 0 | L | 17-41 |
| 01/03 | at Colts | S | 14 | 50 | 3.6 | 11 | 0 | 4 | 22 | 5.5 | 11 | 0 | L | 14-28 |
| 2020 TOTALS | | 14-2 | 32 | 145 | 4.5 | 25 | 0 | 10 | 54 | 5.4 | 12 | 0 | 1-15 | |

+ - Overtime





SHAQUILLE QUARTERMAN | 50



POSITION: LINEBACKER
HT: 6-0 | **WT:** 240 | **DOB:** 10-28-1997
COLLEGE: MIAMI (FLA.)
HOMETOWN: ORANGE PARK, FLA.
ACQ: D4B-'20
EXP: 2nd YEAR

@OgBoobie_Shaq

KEY TRANSACTIONS

- Originally drafted by Jacksonville in the fourth round (140th overall) of the 2020 draft

PRO

2021 (Jaguars)

- 9/26 vs. ARI:** Saw action on special teams
- 9/19 vs. DEN:** Saw action on defense and recorded four total tackles (two solo tackles)
- 9/12 at HOU:** Saw action on defense and special teams... Recorded two assisted tackles and one assisted special teams tackle

2020 (Jaguars)

- Saw action in 12 games during his rookie campaign, playing primarily on special teams and posting five special teams tackles... Placed on injured reserve on Nov. 7 with a knee injury... Activated from injured reserve on Dec. 5
- 9/13 vs. IND:** Saw 13 snaps on special teams in NFL debut
- 10/4 at CIN:** Saw action on special teams and tallied one special teams tackle

COLLEGE

- Only player in Miami (Fla.) history to start 52 games without missing a single start
- Finished his career with 356 tackles, which ranks ninth place in Miami (Fla.) history... Totaled 46.5 tackles for loss, 13.0 sacks, 13 passes defended, five fumble recoveries, five fumble recoveries and one INT
- Named to the All-ACC team all four seasons, including earning First-Team honors as a junior and a senior

PERSONAL

- Attended Oakleaf (Orange Park, Fla.) High School, which is fewer than 25 miles from TIAA Bank Field
- Considers former Miami Hurricanes (and Panthers/Giants) LB Jon Beason his mentor
- Played Pop Warner football for the Orange Park Pee Wee Cyclones
- Was gathered with family in Jacksonville when he was drafted by the Jaguars
- Big fan of battle rap

SHAQUILLE QUARTERMAN'S NFL REGULAR SEASON DEFENSIVE STATISTICS

| DATE | TEAM | GP | TACKLES | | | | | | | | INTERCEPTIONS | | | | | | O. FUMB | | | | ST | | | | MISC | | | |
|-------------------|---------|-----------|----------|----------|----------|----------|----------|----------|------------|------------|---------------|----------|----------|----------|----------|----------|----------|----------|----------|----------|----------|----------|----------|----------|----------|----------|----------|--|
| | | | GS | TK | S | A | TFL | YDS | SK | YDS | QBH | NO | YDS | LG | TD | PD | FF | FR | TD | YDS | TK | S | A | FF | FR | S | A | |
| 2020 | Jaguars | 12 | 0 | 0 | 0 | 0 | 0 | 0 | 0.0 | 0.0 | 0 | 0 | 0 | 0 | 0 | 0 | 0 | 0 | 0 | 0 | 6 | 4 | 2 | 0 | 0 | 0 | 0 | |
| 2021 | Jaguars | 3 | 0 | 6 | 2 | 4 | 1 | 1 | 0.0 | 0.0 | 0 | 0 | 0 | 0 | 0 | 0 | 0 | 0 | 0 | 0 | 1 | 0 | 1 | 0 | 0 | 0 | 0 | |
| NFL TOTALS | | 15 | 0 | 6 | 2 | 4 | 1 | 1 | 0.0 | 0.0 | 0 | 0 | 0 | 0 | 0 | 0 | 0 | 0 | 0 | 7 | 4 | 3 | 0 | 0 | 0 | 0 | 0 | |

SINGLE-GAME HIGHS: DEFENSIVE

Total Tackles 4 vs. Denver Broncos, Sep 19, 2021 **Special Teams Tackles** 2 at Minnesota Vikings, Dec 06, 2020
 2 at Houston Texans, Sep 12, 2021 2 at Tennessee Titans, Sep 20, 2020
Tackles For Loss 1 vs. Denver Broncos, Sep 19, 2021

2021 GAME-BY-GAME REGULAR-SEASON STATISTICS (JAGUARS)

| DATE | OPPONENT | P/S | TACKLES | | | | | | | | INTERCEPTIONS | | | | | | O. FUMB | | | | ST | | | | MISC | | | |
|--------------------|-----------|------------|----------|----------|----------|------------|------------|----------|----------|----------|---------------|----------|----------|----------|----------|----------|----------|----------|----------|----------|----------|----------|----------|----------|----------|----------|------------|-------|
| | | | TK | S | A | SK | YDS | TFL | YDS | QBH | NO | YDS | LG | TD | PD | FF | FR | TD | YDS | TK | S | A | FF | FR | S | A | W/L | SCORE |
| 09/12 | at Texans | P | 2 | 0 | 2 | 0.0 | 0.0 | 0 | 0 | 0 | 0 | 0 | 0 | 0 | 0 | 0 | 0 | 0 | 0 | 1 | 0 | 1 | 0 | 0 | 0 | 0 | L | 21-37 |
| 09/19 | Broncos | P | 4 | 2 | 2 | 0.0 | 0.0 | 1 | 1 | 0 | 0 | 0 | 0 | 0 | 0 | 0 | 0 | 0 | 0 | 0 | 0 | 0 | 0 | 0 | 0 | 0 | L | 13-23 |
| 09/26 | Cardinals | P | 0 | 0 | 0 | 0.0 | 0.0 | 0 | 0 | 0 | 0 | 0 | 0 | 0 | 0 | 0 | 0 | 0 | 0 | 0 | 0 | 0 | 0 | 0 | 0 | L | 19-31 | |
| 2021 TOTALS | | 3-0 | 6 | 2 | 4 | 0.0 | 0.0 | 1 | 1 | 0 | 0 | 0 | 0 | 0 | 0 | 0 | 0 | 0 | 0 | 1 | 0 | 1 | 0 | 0 | 0 | 0 | 0-3 | |



2020 GAME-BY-GAME REGULAR-SEASON STATISTICS (JAGUARS)

| DATE | OPPONENT | P/S | TACKLES | | | | | | | INTERCEPTIONS | | | | | O. FUMB | | | | ST | | | | MISC | | | SCORE | | |
|--------------------|-------------|-------------|----------|----------|----------|------------|------------|----------|----------|---------------|-----------------|----------|----------|----------|----------|----------|----------|----------|----------|----------|----------|----------|----------|----------|----------|----------|-------------|--------|
| | | | TK | S | A | SK | YDS | TFL | YDS | QBH | NO | YDS | LG | TD | PD | FF | FR | TD | YDS | TK | S | A | FF | FR | S | | A | W/L |
| 09/13 | Colts | P | 0 | 0 | 0 | 0.0 | 0.0 | 0 | 0 | 0 | 0 | 0 | 0 | 0 | 0 | 0 | 0 | 0 | 0 | 0 | 0 | 0 | 0 | 0 | 0 | 0 | W | 27-20 |
| 09/20 | at Titans | P | 0 | 0 | 0 | 0.0 | 0.0 | 0 | 0 | 0 | 0 | 0 | 0 | 0 | 0 | 0 | 0 | 0 | 0 | 2 | 2 | 0 | 0 | 0 | 0 | 0 | L | 30-33 |
| 09/24 | Dolphins | P | 0 | 0 | 0 | 0.0 | 0.0 | 0 | 0 | 0 | 0 | 0 | 0 | 0 | 0 | 0 | 0 | 0 | 0 | 0 | 0 | 0 | 0 | 0 | 0 | 0 | L | 13-31 |
| 10/04 | at Bengals | P | 0 | 0 | 0 | 0.0 | 0.0 | 0 | 0 | 0 | 0 | 0 | 0 | 0 | 0 | 0 | 0 | 0 | 0 | 1 | 1 | 0 | 0 | 0 | 0 | 0 | L | 25-33 |
| 10/11 | at Texans | P | 0 | 0 | 0 | 0.0 | 0.0 | 0 | 0 | 0 | 0 | 0 | 0 | 0 | 0 | 0 | 0 | 0 | 0 | 0 | 0 | 0 | 0 | 0 | 0 | 0 | L | 14-30 |
| 10/18 | Lions | P | 0 | 0 | 0 | 0.0 | 0.0 | 0 | 0 | 0 | 0 | 0 | 0 | 0 | 0 | 0 | 0 | 0 | 0 | 0 | 0 | 0 | 0 | 0 | 0 | 0 | L | 16-34 |
| 10/25 | at Chargers | P | 0 | 0 | 0 | 0.0 | 0.0 | 0 | 0 | 0 | 0 | 0 | 0 | 0 | 0 | 0 | 0 | 0 | 0 | 0 | 0 | 0 | 0 | 0 | 0 | 0 | L | 29-39 |
| 11/08 | Texans | | | | | | | | | | INJURED RESERVE | | | | | | | | | | | | | | | | L | 25-27 |
| 11/15 | at Packers | | | | | | | | | | INJURED RESERVE | | | | | | | | | | | | | | | | L | 20-24 |
| 11/22 | Steelers | | | | | | | | | | INJURED RESERVE | | | | | | | | | | | | | | | | L | 3-27 |
| 11/29 | Browns | | | | | | | | | | INJURED RESERVE | | | | | | | | | | | | | | | | L | 25-27 |
| 12/06 | at Vikings | P | 0 | 0 | 0 | 0.0 | 0.0 | 0 | 0 | 0 | 0 | 0 | 0 | 0 | 0 | 0 | 0 | 0 | 0 | 2 | 1 | 1 | 0 | 0 | 0 | 0 | L | 24-27+ |
| 12/13 | Titans | P | 0 | 0 | 0 | 0.0 | 0.0 | 0 | 0 | 0 | 0 | 0 | 0 | 0 | 0 | 0 | 0 | 0 | 0 | 0 | 0 | 0 | 0 | 0 | 0 | 0 | L | 10-31 |
| 12/20 | at Ravens | P | 0 | 0 | 0 | 0.0 | 0.0 | 0 | 0 | 0 | 0 | 0 | 0 | 0 | 0 | 0 | 0 | 0 | 0 | 0 | 0 | 0 | 0 | 0 | 0 | 0 | L | 14-40 |
| 12/27 | Bears | P | 0 | 0 | 0 | 0.0 | 0.0 | 0 | 0 | 0 | 0 | 0 | 0 | 0 | 0 | 0 | 0 | 0 | 0 | 0 | 0 | 0 | 0 | 0 | 0 | 0 | L | 17-41 |
| 01/03 | at Colts | P | 0 | 0 | 0 | 0.0 | 0.0 | 0 | 0 | 0 | 0 | 0 | 0 | 0 | 0 | 0 | 0 | 0 | 0 | 1 | 0 | 1 | 0 | 0 | 0 | 0 | L | 14-28 |
| 2020 TOTALS | | 12-0 | 0 | 0 | 0 | 0.0 | 0.0 | 0 | 0 | 0 | 0 | 0 | 0 | 0 | 0 | 0 | 0 | 0 | 0 | 6 | 4 | 2 | 0 | 0 | 0 | 0 | 1-15 | |

+ - Overtime







WILL RICHARDSON JR. | 76



POSITION: OFFENSIVE LINEMAN
HT: 6-6 | **WT:** 320 | **DOB:** 1-4-1996
COLLEGE: NORTH CAROLINA STATE
HOMETOWN: BURLINGTON, N.C.
ACQ: D4-'18
EXP: 4th YEAR

 @Will_MadlyLoved
 @Will_MadlyLoved

KEY TRANSACTIONS

- Originally drafted by Jacksonville in the fourth round (129th overall) of the 2018 draft

PRO

2021 (Jaguars)

- 9/26 vs. ARI:** Replaced Cam Robinson at left tackle after Robinson left the game with a shoulder injury in the third quarter... Helped the offense rush for 159 yards on 29 attempts... Also saw action on special teams
- 9/19 vs. DEN:** Played three snaps on special teams
- 9/12 at HOU:** Saw action on special teams

2020 (Jaguars)

- Saw action in all 16 games, appearing on offense and special teams... Part of an offensive line that helped rookie RB James Robinson tally the most scrimmage yards (1,414) and the second-most rushing yards (1,070) by an undrafted rookie in NFL history

2019 (Jaguars)

- Saw action in 15 games, starting two at left tackle for injured OL Cam Robinson during Weeks 1-2
- 9/8 vs. K.C.:** Made his NFL debut with a start at left tackle
- 10/6 at CAR:** Saw 45 snaps at right guard helping RB Leonard Fournette eclipse the 100-yard mark in back-to-back games for the first time since Fournette's rookie season in 2017

2018 (Jaguars)

- Inactive for the first five games of the season, before being active in Week 6 but not playing... Placed on injured reserve on Oct. 20

COLLEGE

- Appeared in 34 games with 32 starts at offensive tackle for the Wolfpack
- Started all 11 games and was named Second-Team All-ACC by the league and the Atlantic Coast Sports Media Association in 2017 and was part of an offensive line that ranked second in the Power 5 in sacks allowed
- Did not allow a sack during his senior season in 2017

PERSONAL

- Attended Cummings (Burlington, N.C.) High School, where he was a two-time Burlington Times-News All-Region Selection
- Special talents includes beat boxing
- Started a podcast in the Summer of 2020 called "The Sideline Story" and has interviewed several teammates

WILL RICHARDSON JR.'S NFL REGULAR SEASON STATISTICS

| DATE | TEAM | GP | GS |
|-------------------|---------|-----------|----------|
| 2018 | Jaguars | 0 | 0 |
| 2019 | Jaguars | 15 | 2 |
| 2020 | Jaguars | 16 | 1 |
| 2021 | Jaguars | 3 | 0 |
| NFL TOTALS | | 34 | 3 |

2021 GAME-BY-GAME REGULAR-SEASON STATISTICS (JAGUARS)

| DATE | OPPONENT | P/S | W/L | SCORE |
|--------------------|-----------|------------|------------|-------|
| 09/12 | at Texans | P | L | 21-37 |
| 09/19 | Broncos | P | L | 13-23 |
| 09/26 | Cardinals | P | L | 19-31 |
| 2021 TOTALS | | 3-0 | 0-3 | |



2020 GAME-BY-GAME REGULAR-SEASON STATISTICS (JAGUARS)

| DATE | OPPONENT | P/S | W/L | SCORE |
|--------------------|-------------|-------------|-------------|--------|
| 09/13 | Colts | P | W | 27-20 |
| 09/20 | at Titans | P | L | 30-33 |
| 09/24 | Dolphins | P | L | 13-31 |
| 10/04 | at Bengals | P | L | 25-33 |
| 10/11 | at Texans | P | L | 14-30 |
| 10/18 | Lions | P | L | 16-34 |
| 10/25 | at Chargers | P | L | 29-39 |
| 11/08 | Texans | P | L | 25-27 |
| 11/15 | at Packers | P | L | 20-24 |
| 11/22 | Steelers | P | L | 3-27 |
| 11/29 | Browns | P | L | 25-27 |
| 12/06 | at Vikings | P | L | 24-27+ |
| 12/13 | Titans | P | L | 10-31 |
| 12/20 | at Ravens | P | L | 14-40 |
| 12/27 | Bears | S | L | 17-41 |
| 01/03 | at Colts | P | L | 14-28 |
| 2020 TOTALS | | 16-1 | 1-15 | |

+ - Overtime





ROY ROBERTSON-HARRIS | 95



POSITION: DEFENSIVE LINEMAN
HT: 6-5 | **WT:** 290 | **DOB:** 7-23-1993
COLLEGE: TEXAS-EL PASO
HOMETOWN: OAKLAND, CALIF.
ACQ: UFA (CHI)-'21
EXP: 6th YEAR

@BigXander95
 @bigxander95

KEY TRANSACTIONS

- Originally signed by Chicago as an undrafted free agent on 5/9/16
- Signed by Jacksonville as an unrestricted free agent on 3/17/21

PRO

2021 (Jaguars)

- 9/26 vs. ARI:** Inactive (ankle)
- 9/19 vs. DEN:** Started at defensive end and tallied two solo tackles
- 9/12 at HOU:** Started at defensive end and recorded five total tackles (two solo) and one QB hit in Jaguars debut

2020 (Bears)

- Started the first four games along the defensive front
- 9/13 vs. DET:** Recorded two QBHs in the win over the Lions
- Was placed on Injured Reserve prior to Week 10

2019 (Bears)

- Appeared in 15 games with seven starts, recording 30 tackles, 2.5 sacks, three pass defenses and three tackles for loss
- 9/5 vs. GB:** Posted three tackles, 1.0 sack, two tackles for loss and three quarterback hits
- 9/29 vs. MIN:** Had three tackles, 1.5 sacks for minus-13 yards and two quarterback hits

2018 (Bears)

- Appeared in 16 games, recording 20 tackles, 3.0 sacks, two passes defended
- 9/9 at GB:** Had 1.0 sack in the opener
- 1/6/19 vs. PHI:** Appeared as a reserve in Wild Card playoff game

2017 (Bears)

- Appeared in 13 games as a reserve, recording 12 tackles, 2.0 sacks, two tackles for loss, one pass defended, one fumble recovery and one special teams tackle

COLLEGE

- Tallied 138 career tackles, 25 tackles for loss, 10.5 sacks and nine pass breakups in four seasons at UTEP (2012-15)

PERSONAL

- Attended South Grand Prairie High School
- Cousin, Carl Nicks, played for the New Orleans Saints and Tampa Bay Buccaneers and was a two-time Pro Bowler
- Multidisciplinary studies major at UTEP

ROY ROBERTSON-HARRIS' NFL REGULAR SEASON DEFENSIVE STATISTICS

| DATE | TEAM | GP | TACKLES | | | | | | | | | | INTERCEPTIONS | | | | | | O. FUMB | | | | ST | | | | MISC | |
|-------------------|---------|-----------|-----------|-----------|-----------|-----------|----------|-----------|------------|-------------|-----------|----------|---------------|----------|----------|----------|----------|----------|----------|----------|----------|----------|----------|----------|----------|----------|------|--|
| | | | GS | TK | S | A | TFL | YDS | SK | YDS | QBH | NO | YDS | LG | TD | PD | FF | FR | TD | YDS | TK | S | A | FF | FR | S | A | |
| 2017 | Bears | 13 | 0 | 12 | 7 | 5 | 2 | 7 | 2.0 | 7.0 | 4 | 0 | 0 | 0 | 0 | 1 | 0 | 0 | 0 | 0 | 1 | 1 | 0 | 0 | 1 | 0 | 0 | |
| 2018 | Bears | 16 | 0 | 22 | 10 | 12 | 3 | 22 | 3.0 | 25.0 | 11 | 0 | 0 | 0 | 2 | 0 | 0 | 0 | 0 | 0 | 0 | 0 | 0 | 0 | 0 | 0 | | |
| 2019 | Bears | 15 | 7 | 30 | 22 | 8 | 3 | 21 | 2.5 | 23.5 | 10 | 0 | 0 | 0 | 3 | 0 | 0 | 0 | 0 | 0 | 0 | 0 | 0 | 0 | 0 | 0 | | |
| 2020 | Bears | 8 | 6 | 10 | 7 | 3 | 1 | 5 | 0.0 | 0.0 | 5 | 0 | 0 | 0 | 0 | 0 | 0 | 0 | 0 | 0 | 0 | 0 | 0 | 0 | 0 | 0 | | |
| 2021 | Jaguars | 2 | 2 | 7 | 4 | 3 | 0 | 0 | 0.0 | 0.0 | 1 | 0 | 0 | 0 | 0 | 0 | 0 | 0 | 0 | 0 | 0 | 0 | 0 | 0 | 0 | 0 | | |
| NFL TOTALS | | 54 | 15 | 81 | 50 | 31 | 9 | 55 | 7.5 | 55.5 | 31 | 0 | 0 | 0 | 6 | 0 | 0 | 0 | 0 | 0 | 1 | 1 | 0 | 0 | 1 | 0 | | |

ROY ROBERTSON-HARRIS' NFL POSTSEASON DEFENSIVE STATISTICS

| DATE | TEAM | GP | TACKLES | | | | | | | | | | INTERCEPTIONS | | | | | | O. FUMB | | | | ST | | | | MISC | |
|-------------------|-------|----------|----------|----------|----------|----------|----------|----------|------------|------------|----------|----------|---------------|----------|----------|----------|----------|----------|----------|----------|----------|----------|----------|----------|----------|----------|------|--|
| | | | GS | TK | S | A | TFL | YDS | SK | YDS | QBH | NO | YDS | LG | TD | PD | FF | FR | TD | YDS | TK | S | A | FF | FR | S | A | |
| 2018 | Bears | 1 | 0 | 0 | 0 | 0 | 0 | 0 | 0.0 | 0.0 | 0 | 0 | 0 | 0 | 0 | 0 | 0 | 0 | 0 | 0 | 0 | 0 | 0 | 0 | 0 | 0 | | |
| 2020 | Bears | 0 | 0 | 0 | 0 | 0 | 0 | 0 | 0.0 | 0.0 | 0 | 0 | 0 | 0 | 0 | 0 | 0 | 0 | 0 | 0 | 0 | 0 | 0 | 0 | 0 | 0 | | |
| NFL TOTALS | | 1 | 0 | 0 | 0 | 0 | 0 | 0 | 0.0 | 0.0 | 0 | 0 | 0 | 0 | 0 | 0 | 0 | 0 | 0 | 0 | 0 | 0 | 0 | 0 | 0 | 0 | | |



SINGLE-GAME HIGHS: DEFENSIVE

Total Tackles 5 at Houston Texans, Sep 12, 2021
5 at Los Angeles Rams, Nov 17, 2019

Sacks 1.5 vs. Minnesota Vikings, Sep 29, 2019
1.0 vs. Green Bay Packers, Sep 05, 2019
...4 more at 1.0.

Passes Defensed 1 at Detroit Lions, Nov 28, 2019
1 at Philadelphia Eagles, Nov 03, 2019
...4 more at 1.

Tackles For Loss 2 vs. Green Bay Packers, Sep 05, 2019
1 at Los Angeles Rams, Oct 26, 2020
...6 more at 1.

Special Teams Tackles 1 at Baltimore Ravens, Oct 15, 2017

Special Teams Fumble Recoveries 1 vs. Atlanta Falcons, Sep 10, 2017

2021 GAME-BY-GAME REGULAR-SEASON STATISTICS (JAGUARS)

| DATE | OPPONENT | P/S | TACKLES | | | | | | | INTERCEPTIONS | | | | | O. FUMB | | | | ST | | | | MISC | | W/L | SCORE | |
|--------------------|-----------|------------|----------|----------|----------|------------|------------|----------|----------|---------------|----------|----------|----------|----------|----------|----------|----------|----------|----------|----------|----------|----------|----------|----------|----------|------------|-------|
| | | | TK | S | A | SK | YDS | TFL | YDS | QBH | NO | YDS | LG | TD | PD | FF | FR | TD | YDS | TK | S | A | FF | FR | | | S |
| 09/12 | at Texans | S | 5 | 2 | 3 | 0.0 | 0.0 | 0 | 0 | 1 | 0 | 0 | 0 | 0 | 0 | 0 | 0 | 0 | 0 | 0 | 0 | 0 | 0 | 0 | 0 | L | 21-37 |
| 09/19 | Broncos | S | 2 | 2 | 0 | 0.0 | 0.0 | 0 | 0 | 0 | 0 | 0 | 0 | 0 | 0 | 0 | 0 | 0 | 0 | 0 | 0 | 0 | 0 | 0 | L | 13-23 | |
| 09/26 | Cardinals | | INACTIVE | | | | | | | | | | | | | | | | | | | | | | | L | 19-31 |
| 2021 TOTALS | | 2-2 | 7 | 4 | 3 | 0.0 | 0.0 | 0 | 0 | 1 | 0 | 0 | 0 | 0 | 0 | 0 | 0 | 0 | 0 | 0 | 0 | 0 | 0 | 0 | 0 | 0-3 | |

2020 GAME-BY-GAME REGULAR-SEASON STATISTICS (BEARS)

| DATE | OPPONENT | P/S | TACKLES | | | | | | | INTERCEPTIONS | | | | | O. FUMB | | | | ST | | | | MISC | | W/L | SCORE | |
|--------------------|-------------|------------|------------------|----------|----------|------------|------------|----------|----------|---------------|----------|----------|----------|----------|----------|----------|----------|----------|----------|----------|----------|----------|----------|----------|----------|------------|-------|
| | | | TK | S | A | SK | YDS | TFL | YDS | QBH | NO | YDS | LG | TD | PD | FF | FR | TD | YDS | TK | S | A | FF | FR | | | S |
| 09/13 | at Lions | S | 1 | 1 | 0 | 0.0 | 0.0 | 0 | 0 | 2 | 0 | 0 | 0 | 0 | 0 | 0 | 0 | 0 | 0 | 0 | 0 | 0 | 0 | 0 | W | 27-23 | |
| 09/20 | Giants | S | 1 | 1 | 0 | 0.0 | 0.0 | 0 | 0 | 0 | 0 | 0 | 0 | 0 | 0 | 0 | 0 | 0 | 0 | 0 | 0 | 0 | 0 | 0 | W | 17-13 | |
| 09/27 | at Falcons | S | 2 | 1 | 1 | 0.0 | 0.0 | 0 | 0 | 1 | 0 | 0 | 0 | 0 | 0 | 0 | 0 | 0 | 0 | 0 | 0 | 0 | 0 | 0 | W | 30-26 | |
| 10/04 | Colts | S | 1 | 1 | 0 | 0.0 | 0.0 | 0 | 0 | 0 | 0 | 0 | 0 | 0 | 0 | 0 | 0 | 0 | 0 | 0 | 0 | 0 | 0 | 0 | L | 11-19 | |
| 10/08 | Buccaneers | P | 2 | 1 | 1 | 0.0 | 0.0 | 0 | 0 | 1 | 0 | 0 | 0 | 0 | 0 | 0 | 0 | 0 | 0 | 0 | 0 | 0 | 0 | 0 | W | 20-19 | |
| 10/18 | at Panthers | P | 1 | 1 | 0 | 0.0 | 0.0 | 0 | 0 | 0 | 0 | 0 | 0 | 0 | 0 | 0 | 0 | 0 | 0 | 0 | 0 | 0 | 0 | 0 | W | 23-16 | |
| 10/26 | at Rams | S | 1 | 1 | 0 | 0.0 | 0.0 | 1 | 5 | 1 | 0 | 0 | 0 | 0 | 0 | 0 | 0 | 0 | 0 | 0 | 0 | 0 | 0 | 0 | L | 10-24 | |
| 11/01 | Saints | S | 1 | 0 | 1 | 0.0 | 0.0 | 0 | 0 | 0 | 0 | 0 | 0 | 0 | 0 | 0 | 0 | 0 | 0 | 0 | 0 | 0 | 0 | 0 | L | 23-26+ | |
| 11/08 | at Titans | | ON INACTIVE LIST | | | | | | | | | | | | | | | | | | | | | | | L | 17-24 |
| 11/16 | Vikings | | INJURED RESERVE | | | | | | | | | | | | | | | | | | | | | | | L | 13-19 |
| 11/29 | at Packers | | INJURED RESERVE | | | | | | | | | | | | | | | | | | | | | | | L | 25-41 |
| 12/06 | Lions | | INJURED RESERVE | | | | | | | | | | | | | | | | | | | | | | | L | 30-34 |
| 12/13 | Texans | | INJURED RESERVE | | | | | | | | | | | | | | | | | | | | | | | W | 36-7 |
| 12/20 | at Vikings | | INJURED RESERVE | | | | | | | | | | | | | | | | | | | | | | | W | 33-27 |
| 12/27 | at Jaguars | | INJURED RESERVE | | | | | | | | | | | | | | | | | | | | | | | W | 41-17 |
| 01/03 | Packers | | INJURED RESERVE | | | | | | | | | | | | | | | | | | | | | | | L | 16-35 |
| 2020 TOTALS | | 8-6 | 10 | 7 | 3 | 0.0 | 0.0 | 1 | 5 | 5 | 0 | 0 | 0 | 0 | 0 | 0 | 0 | 0 | 0 | 0 | 0 | 0 | 0 | 0 | 0 | 8-8 | |

+ - Overtime

2020 GAME-BY-GAME POSTSEASON STATISTICS (BEARS)

| DATE | OPPONENT | P/S | TACKLES | | | | | | | INTERCEPTIONS | | | | | O. FUMB | | | | ST | | | | MISC | | W/L | SCORE | |
|--------------------|-----------|-----|-----------------|----------|----------|------------|------------|----------|----------|---------------|----------|----------|----------|----------|----------|----------|----------|----------|----------|----------|----------|----------|----------|----------|----------|------------|------|
| | | | TK | S | A | SK | YDS | TFL | YDS | QBH | NO | YDS | LG | TD | PD | FF | FR | TD | YDS | TK | S | A | FF | FR | | | S |
| 01/10 | at Saints | | INJURED RESERVE | | | | | | | | | | | | | | | | | | | | | | | L | 9-21 |
| 2020 TOTALS | | | 0 | 0 | 0 | 0.0 | 0.0 | 0 | 0 | 0 | 0 | 0 | 0 | 0 | 0 | 0 | 0 | 0 | 0 | 0 | 0 | 0 | 0 | 0 | 0 | 0-1 | |







CAM ROBINSON | 74



POSITION: OFFENSIVE LINEMAN
HT: 6-6 | **WT:** 335 | **DOB:** 10-9-1995
COLLEGE: ALABAMA
HOMETOWN: WEST MONROE, LA.
ACQ: D2-'17
EXP: 5th YEAR

 @crobinson_68
 @_crob68

KEY TRANSACTIONS

- Originally drafted by Jacksonville in the second round (34th overall) of the 2017 draft on choice obtained from Seattle for Jaguars' second-round (35th) and sixth-round (187th overall) picks
- Jacksonville placed the franchise tag on Robinson on 3/9/21

PRO

2021 (Jaguars)

- 9/26 vs. ARI:** Started at left tackle and helped the offense rush for 159 yards on 29 attempts... Briefly left the game with a shoulder injury but returned to finish the contest
- 9/19 vs. DEN:** Started at left tackle and played in all 56 offensive snaps
- 9/12 at HOU:** Started at left tackle and appeared in all 74 offensive snaps

2020 (Jaguars)

- Started all 16 games in which he appeared at left tackle... Part of an offensive line that helped rookie RB James Robinson tally the most scrimmage yards (1,414) and the second-most rushing yards (1,070) by an undrafted rookie in NFL history
- 9/20 at TEN:** Started at left tackle and helped the team rush for 165 yards

2019 (Jaguars)

- Saw action and started in 14 games at left tackle after missing the first two weeks of the season with a knee injury... Part of an offensive line that helped RB Leonard Fournette gain 1,674 yards from scrimmage... Fournette became the only Jaguars player since 2011 to post at least 1,500 scrimmage yards in a single season... Winner of the 2019 Ed Block Courage Award
- 9/29 at DEN:** Started and aided in RB Leonard Fournette's career-high 225 yards rushing and an average of 7.1 yards per carry... The team finished with 269 total net rushing yards, the second-most in franchise history
- 10/6 at CAR:** Started at left tackle, helping RB Leonard Fournette eclipse the 100-yard mark in back-to-back games for the first time since Fournette's rookie season in 2017

2018 (Jaguars)

- Started in the first two games of the season before having his 2018 campaign end early due to a knee injury

2017 (Jaguars)

- Part of an offensive line that helped the team lead the league in rushing for the first time in franchise history and allowed a franchise-low 24 sacks
- 9/10 at HOU:** Made his NFL debut and started at left tackle and helped pave the way for the team to rush for 155 yards... Did not allow a sack
- 1/14 at PIT:** Started and helped the team rush for 164 yards and did not allow a sack

COLLEGE

- Started all 43 games at left tackle during his three seasons in Tuscaloosa
- Paved the way for 28 100-yard rushing performances
- Unanimous All-American and Outland Trophy winner, given annually to the nation's top interior lineman on offense or defense, in 2015
- Named First-Team All-SEC by both the conference coaches and the Associated Press
- Earned Freshman All-American honors by Sporting News and the Football Writers Association of America

PERSONAL

- Played at West Monroe (Louisiana) High School for Head Coach Jerry Arledge
- First-Team All-USA selection by the USA Today
- Rated as the No. 2 player in the nation by Scout.com
- ESPN rated him the No. 1 offensive tackle, No. 2 player in the state and No. 2 prospect in the ESPN 300

CAM ROBINSON'S NFL REGULAR SEASON STATISTICS

| DATE | TEAM | GP | GS |
|-------------------|---------|-----------|-----------|
| 2017 | Jaguars | 15 | 15 |
| 2018 | Jaguars | 2 | 2 |
| 2019 | Jaguars | 14 | 14 |
| 2020 | Jaguars | 16 | 16 |
| 2021 | Jaguars | 3 | 3 |
| NFL TOTALS | | 50 | 50 |



CAM ROBINSON'S NFL POSTSEASON STATISTICS

| DATE | TEAM | GP | GS |
|-------------------|---------|----------|----------|
| 2017 | Jaguars | 3 | 3 |
| NFL TOTALS | | 3 | 3 |

2021 GAME-BY-GAME REGULAR-SEASON STATISTICS (JAGUARS)

| DATE | OPPONENT | P/S | W/L | SCORE |
|--------------------|-----------|------------|------------|-------|
| 09/12 | at Texans | S | L | 21-37 |
| 09/19 | Broncos | S | L | 13-23 |
| 09/26 | Cardinals | S | L | 19-31 |
| 2021 TOTALS | | 3-3 | 0-3 | |

2020 GAME-BY-GAME REGULAR-SEASON STATISTICS (JAGUARS)

| DATE | OPPONENT | P/S | W/L | SCORE |
|--------------------|-------------|--------------|-------------|--------|
| 09/13 | Colts | S | W | 27-20 |
| 09/20 | at Titans | S | L | 30-33 |
| 09/24 | Dolphins | S | L | 13-31 |
| 10/04 | at Bengals | S | L | 25-33 |
| 10/11 | at Texans | S | L | 14-30 |
| 10/18 | Lions | S | L | 16-34 |
| 10/25 | at Chargers | S | L | 29-39 |
| 11/08 | Texans | S | L | 25-27 |
| 11/15 | at Packers | S | L | 20-24 |
| 11/22 | Steelers | S | L | 3-27 |
| 11/29 | Browns | S | L | 25-27 |
| 12/06 | at Vikings | S | L | 24-27+ |
| 12/13 | Titans | S | L | 10-31 |
| 12/20 | at Ravens | S | L | 14-40 |
| 12/27 | Bears | S | L | 17-41 |
| 01/03 | at Colts | S | L | 14-28 |
| 2020 TOTALS | | 16-16 | 1-15 | |

+ - Overtime







JAMES ROBINSON | 25



POSITION: RUNNING BACK
HT: 5-9 | **WT:** 220 | **DOB:** 8-9-1998
COLLEGE: ILLINOIS STATE
HOMETOWN: ROCKFORD, ILL.
ACQ: FA-'20
EXP: 2nd YEAR

 @Robinson_james

 @james_robinson25

KEY TRANSACTIONS

- Originally signed by Jacksonville as a rookie free agent on 4/28/20

PRO

2021 (Jaguars)

- 9/26 vs. ARI:** Started at running back and finished with a season-high 134 scrimmage yards (88 rushing and 46 receiving yards), marking his 17th consecutive game with at least 50 scrimmage yards... Joined RBs Fred Taylor and Leonard Fournette as the only players in franchise history with at least 1,500 scrimmage yards (1,562) through 17 career games
- 9/19 vs. DEN:** Started at running back and finished the game with 47 rushing yards on 11 attempts... Also collected three receptions for 17 yards... Recorded 64 scrimmage yards... Robinson joined the following running backs as the only players in NFL history to tally at least 50 scrimmage yards in their first 16 career games: Saquon Barkley, Le'Veon Bell, Ezekiel Elliot, Matt Forte, Eddie George, Edgerrin James, Marshawn Lynch, Alfred Morris and LaDanian Tomlinson.... His streak of 16 games with at least 50 scrimmage yards is the fourth-longest active streak in the NFL
- 9/12 at HOU:** Started at running back and finished the game with 25 rushing yards on five attempts... Also collected three receptions for 29 yards... Robinson has 1,468 career scrimmage yards and joined RB Fred Taylor as the only players in franchise history with at least 1,450 scrimmage yards through 15 career games
- He is one of 10 running backs in NFL to record at least 50 scrimmage every game in their first 15 games

2020 (Jaguars)

- His 1,414 scrimmage yards are the most scrimmage yards by an undrafted rookie in NFL history while his 1,070 rushing yards rank second
- Became the fourth undrafted rookie, and the fastest to do so, to total 1,000 rushing yards in NFL history
- 9/13 vs. IND:** Became the first undrafted rookie running back to start on Kickoff Weekend since 1990... Rushed 16 times for 62 yards and added one reception for 28 yards... His 90 scrimmage yards were the sixth-most ever by an undrafted rookie on Kickoff Weekend
- 9/20 at TEN:** Rushed 16 times for 102 yards (6.4 avg.) and his first NFL TD... Added three receptions for 18 yards... Became the second undrafted rookie since 1988 to post at least 100 scrimmage yards and a rushing TD in his first or second career game (Colts RB James Mungro, 11/10/02)
- 10/25 at LAC:** Posted 137 scrimmage yards (119 rushing, 18 receiving), one rushing TD and one receiving TD, including a 4-yard TD run and a 9-yard TD catch
- 11/29 vs. CLE:** Started at running back and produced his fourth 100-yard rushing game of the season, amassing 128 yards on 22 attempts (5.82 rush avg.) and one TD... Added five receptions for 31 yards

COLLEGE

- Played in 46 games and finished career ranked No. 2 in the ISU record books in rushing yards (4,444), rushing TDs (44), all-purpose yards (5,218) and total TDs scored (46)
- Accumulated 136 total yards (80 rushing, 56 receiving) at the East-West Shrine Bowl, including a 63-yard rushing TD
- Named a consensus First-Team FCS All-American after leading the MVFC in rushing yards (1,899), yards per game (126.6) and TDs (16) in 2019
- Named Phil Steele First-Team All-American selection in 2018 after leading the MVC with 1,290 rushing yards and scoring 13 TDs
- Played in 11 games with the Redbirds in 2017 and ranked second in the MVFC and No. 11 in the FCS in rushing TDs (12) and third in the MVFC in yards (933)
- Appeared in nine games as a freshman, making two starts and rushed for 322 yards

PERSONAL

- Four-year starter at Lutheran (Rockford, Ill.) High School, where he was also a standout in basketball

JAMES ROBINSON'S NFL REGULAR SEASON RUSHING/RECEIVING STATISTICS

| DATE | TEAM | RUSHING | | | | | | | RECEIVING | | | | |
|-------------------|---------|-----------|-----------|------------|--------------|------------|-----------|----------|-----------|------------|------------|-----------|----------|
| | | GP | GS | NO. | YDS. | AVG. | LG | TD | NO. | YDS. | AVG. | LG | TD |
| 2020 | Jaguars | 14 | 14 | 240 | 1,070 | 4.5 | 47 | 7 | 49 | 344 | 7.0 | 28 | 3 |
| 2021 | Jaguars | 3 | 3 | 31 | 160 | 5.2 | 21 | 1 | 12 | 92 | 7.7 | 15 | 0 |
| NFL TOTALS | | 17 | 17 | 271 | 1,230 | 4.5 | 47 | 8 | 61 | 436 | 7.1 | 28 | 3 |

JAMES ROBINSON'S NFL REGULAR SEASON RETURN STATISTICS

| DATE | TEAM | KICKOFF RETURNS | | | | | PUNT RETURNS | | | | | |
|-------------------|---------|-----------------|----------|------------|----------|----------|--------------|----------|----------|------------|----------|----------|
| | | RET. | YDS. | AVG. | LG | TD | NO. | FC | YDS. | AVG. | LG | TD |
| 2020 | Jaguars | 0 | 0 | 0.0 | 0 | 0 | 0 | 0 | 0 | 0.0 | 0 | 0 |
| 2021 | Jaguars | 0 | 0 | 0.0 | 0 | 0 | 0 | 0 | 0 | 0.0 | 0 | 0 |
| NFL TOTALS | | 0 | 0 | 0.0 | 0 | 0 | 0 | 0 | 0 | 0.0 | 0 | 0 |



SINGLE-GAME HIGHS: RUSHING/RECEIVING

Rush Attempts 25 vs. Houston Texans, Nov 08, 2020
23 at Green Bay Packers, Nov 15, 2020

Rushing Yards 128 vs. Cleveland Browns, Nov 29, 2020
119 at Los Angeles Chargers, Oct 25, 2020

Longest Runs 47 vs. Tennessee Titans, Dec 13, 2020
39 at Tennessee Titans, Sep 20, 2020

Rushing TDs 2 vs. Miami Dolphins, Sep 24, 2020
1 vs. Arizona Cardinals, Sep 26, 2021
...5 more at 1.

Receptions 6 vs. Arizona Cardinals, Sep 26, 2021
6 at Minnesota Vikings, Dec 06, 2020
...1 more at 6.

Receiving Yards 83 vs. Miami Dolphins, Sep 24, 2020
46 vs. Arizona Cardinals, Sep 26, 2021

Longest Receptions 28 vs. Indianapolis Colts, Sep 13, 2020
24 vs. Miami Dolphins, Sep 24, 2020

Receiving TDs 1 at Baltimore Ravens, Dec 20, 2020
1 at Los Angeles Chargers, Oct 25, 2020
...1 more at 1.

All-Purpose Yards 159 vs. Cleveland Browns, Nov 29, 2020
137 at Los Angeles Chargers, Oct 25, 2020

Miscellaneous Tackles 2 at Houston Texans, Sep 12, 2021
1 vs. Pittsburgh Steelers, Nov 22, 2020

Most TDs 2 at Los Angeles Chargers, Oct 25, 2020
2 vs. Miami Dolphins, Sep 24, 2020

Rushing Average 6.4 at Tennessee Titans, Sep 20, 2020
5.9 vs. Arizona Cardinals, Sep 26, 2021

Receiving Average 13.8 vs. Miami Dolphins, Sep 24, 2020
9.7 at Houston Texans, Sep 12, 2021

100-YARD RUSHING GAMES (4): REGULAR SEASON

| DATE | TEAM | ATT. | YDS. | AVG. | LG | TD |
|----------|-------------|------|------|------|----|----|
| 09/20/20 | at Titans | 16 | 102 | 6.4 | 39 | 1 |
| 10/25/20 | at Chargers | 22 | 119 | 5.4 | 22 | 1 |
| 11/15/20 | at Packers | 23 | 109 | 4.7 | 20 | 0 |
| 11/29/20 | BROWNS | 22 | 128 | 5.8 | 27 | 1 |

2021 GAME-BY-GAME REGULAR-SEASON STATISTICS (JAGUARS)

| DATE | OPPONENT | P/S | RUSHING | | | | | RECEIVING | | | | | W/L | SCORE |
|--------------------|-----------|------------|-----------|------------|------------|-----------|----------|-----------|-----------|------------|-----------|----------|------------|-------|
| | | | NO. | YDS. | AVG. | LG | TD | NO. | YDS. | AVG. | LG | TD | | |
| 09/12 | at Texans | S | 5 | 25 | 5.0 | 7 | 0 | 3 | 29 | 9.7 | 15 | 0 | L | 21-37 |
| 09/19 | Broncos | S | 11 | 47 | 4.3 | 12 | 0 | 3 | 17 | 5.7 | 13 | 0 | L | 13-23 |
| 09/26 | Cardinals | S | 15 | 88 | 5.9 | 21 | 1 | 6 | 46 | 7.7 | 13 | 0 | L | 19-31 |
| 2021 TOTALS | | 3-3 | 31 | 160 | 5.2 | 21 | 1 | 12 | 92 | 7.7 | 15 | 0 | 0-3 | |

2020 GAME-BY-GAME REGULAR-SEASON STATISTICS (JAGUARS)

| DATE | OPPONENT | P/S | RUSHING | | | | | RECEIVING | | | | | W/L | SCORE |
|--------------------|-------------|--------------|------------|--------------|------------|-----------|----------|-----------|------------|------------|-----------|----------|-------------|--------|
| | | | NO. | YDS. | AVG. | LG | TD | NO. | YDS. | AVG. | LG | TD | | |
| 09/13 | Colts | S | 16 | 62 | 3.9 | 12 | 0 | 1 | 28 | 28.0 | 28 | 0 | W | 27-20 |
| 09/20 | at Titans | S | 16 | 102 | 6.4 | 39 | 1 | 3 | 18 | 6.0 | 6 | 0 | L | 30-33 |
| 09/24 | Dolphins | S | 11 | 46 | 4.2 | 11t | 2 | 6 | 83 | 13.8 | 24 | 0 | L | 13-31 |
| 10/04 | at Bengals | S | 17 | 75 | 4.4 | 14 | 0 | 4 | 32 | 8.0 | 14 | 0 | L | 25-33 |
| 10/11 | at Texans | S | 13 | 48 | 3.7 | 14 | 0 | 5 | 22 | 4.4 | 7 | 0 | L | 14-30 |
| 10/18 | Lions | S | 12 | 29 | 2.4 | 8 | 0 | 4 | 24 | 6.0 | 14t | 1 | L | 16-34 |
| 10/25 | at Chargers | S | 22 | 119 | 5.4 | 22 | 1 | 4 | 18 | 4.5 | 9t | 1 | L | 29-39 |
| 11/08 | Texans | S | 25 | 99 | 4.0 | 12 | 1 | 0 | 0 | 0.0 | 0 | 0 | L | 25-27 |
| 11/15 | at Packers | S | 23 | 109 | 4.7 | 20 | 0 | 2 | 3 | 1.5 | 2 | 0 | L | 20-24 |
| 11/22 | Steelers | S | 17 | 73 | 4.3 | 18 | 0 | 2 | 21 | 10.5 | 15 | 0 | L | 3-27 |
| 11/29 | Browns | S | 22 | 128 | 5.8 | 27 | 1 | 5 | 31 | 6.2 | 14 | 0 | L | 25-27 |
| 12/06 | at Vikings | S | 18 | 78 | 4.3 | 15 | 1 | 6 | 30 | 5.0 | 8 | 0 | L | 24-27+ |
| 12/13 | Titans | S | 12 | 67 | 5.6 | 47 | 0 | 4 | 16 | 4.0 | 9 | 0 | L | 10-31 |
| 12/20 | at Ravens | S | 16 | 35 | 2.2 | 11 | 0 | 3 | 18 | 6.0 | 17t | 1 | L | 14-40 |
| 12/27 | Bears | | | | | | | | | | | | L | 17-41 |
| 01/03 | at Colts | | | | | | | | | | | | L | 14-28 |
| 2020 TOTALS | | 14-14 | 240 | 1,070 | 4.5 | 47 | 7 | 49 | 344 | 7.0 | 28 | 3 | 1-15 | |

+ - Overtime





CHAPELLE RUSSELL | 49



POSITION: LINEBACKER
HT: 6-2 | **WT:** 236 | **DOB:** 1-20-1997
COLLEGE: TEMPLE
HOMETOWN: LAKEWOOD TOWNSHIP, N.J.
ACQ: W (T.B.)-'20
EXP: 2nd YEAR

KEY TRANSACTIONS

- Originally selected by Tampa Bay in the seventh round (241st overall) of the 2020 Draft
- Claimed off waivers by Jacksonville on 1/11/21

PRO

2021 (Jaguars)

- 9/26 vs. ARI:** Saw action on special teams
- 9/19 vs. DEN:** Saw action on 17 special teams snaps
- 9/12 at HOU:** Appeared on special teams and assisted on one tackle

2020 (Buccaneers)

- Spent majority of the season as a member of the practice squad

COLLEGE

- Played in 45 games, recording 238 total tackles, 19.5 tackles for loss, 10 passes defended, six fumble recoveries, three forced fumbles and 3.0 sacks
- Started all 13 games as a senior and finished with 73 total tackles, nine tackles for loss and three passes defended
- As a junior in 2018 he led the NCAA in fumble recoveries with five, also had 70 total tackles and 1.5 sacks

PERSONAL

- Attended Lakewood High School
- Named to All-Class B South Team as a senior
- Has one brother named Anthony
- Born Chapelle Cook... Took his father's last name after high school

CHAPELLE RUSSELL'S NFL REGULAR SEASON DEFENSIVE STATISTICS

| DATE | TEAM | GP | TACKLES | | | | | | | INTERCEPTIONS | | | | | | O. FUMB | | | | ST | | | | MISC | | | |
|-------------------|------------|-----------|----------|----------|----------|----------|----------|----------|------------|---------------|----------|----------|----------|----------|----------|----------|----------|----------|----------|----------|----------|----------|----------|----------|----------|----------|----------|
| | | | GS | TK | S | A | TFL | YDS | SK | YDS | QBH | NO | YDS | LG | TD | PD | FF | FR | TD | YDS | TK | S | A | FF | FR | S | A |
| 2020 | Buccaneers | 11 | 0 | 0 | 0 | 0 | 0 | 0 | 0.0 | 0.0 | 0 | 0 | 0 | 0 | 0 | 0 | 0 | 0 | 0 | 0 | 0 | 0 | 0 | 0 | 0 | 0 | 0 |
| 2021 | Jaguars | 3 | 0 | 0 | 0 | 0 | 0 | 0 | 0.0 | 0.0 | 0 | 0 | 0 | 0 | 0 | 0 | 0 | 0 | 0 | 0 | 1 | 0 | 1 | 0 | 0 | 0 | 0 |
| NFL TOTALS | | 14 | 0 | 0 | 0 | 0 | 0 | 0 | 0.0 | 0.0 | 0 | 0 | 0 | 0 | 0 | 0 | 0 | 0 | 0 | 0 | 1 | 0 | 1 | 0 | 0 | 0 | 0 |

CHAPELLE RUSSELL'S NFL POSTSEASON DEFENSIVE STATISTICS

| DATE | TEAM | GP | TACKLES | | | | | | | INTERCEPTIONS | | | | | | O. FUMB | | | | ST | | | | MISC | | | |
|-------------------|------------|----------|----------|----------|----------|----------|----------|----------|------------|---------------|----------|----------|----------|----------|----------|----------|----------|----------|----------|----------|----------|----------|----------|----------|----------|----------|----------|
| | | | GS | TK | S | A | TFL | YDS | SK | YDS | QBH | NO | YDS | LG | TD | PD | FF | FR | TD | YDS | TK | S | A | FF | FR | S | A |
| 2020 | Buccaneers | 0 | 0 | 0 | 0 | 0 | 0 | 0 | 0.0 | 0.0 | 0 | 0 | 0 | 0 | 0 | 0 | 0 | 0 | 0 | 0 | 0 | 0 | 0 | 0 | 0 | 0 | 0 |
| NFL TOTALS | | 0 | 0 | 0 | 0 | 0 | 0 | 0 | 0.0 | 0.0 | 0 | 0 | 0 | 0 | 0 | 0 | 0 | 0 | 0 | 0 | 0 | 0 | 0 | 0 | 0 | 0 | 0 |

SINGLE-GAME HIGHS: DEFENSIVE

Special Teams Tackles

1 at Houston Texans, Sep 12, 2021

2021 GAME-BY-GAME REGULAR-SEASON STATISTICS (JAGUARS)

| DATE | OPPONENT | P/S | TACKLES | | | | | | | INTERCEPTIONS | | | | | | O. FUMB | | | | ST | | | | MISC | | | | | |
|--------------------|-----------|------------|----------|----------|----------|------------|------------|----------|----------|---------------|----------|----------|----------|----------|----------|----------|----------|----------|----------|----------|----------|----------|----------|----------|----------|----------|----------|------------|-------|
| | | | TK | S | A | SK | YDS | TFL | YDS | QBH | NO | YDS | LG | TD | PD | FF | FR | TD | YDS | TK | S | A | FF | FR | S | A | W/L | SCORE | |
| 09/12 | at Texans | P | 0 | 0 | 0 | 0.0 | 0.0 | 0 | 0 | 0 | 0 | 0 | 0 | 0 | 0 | 0 | 0 | 0 | 0 | 0 | 1 | 0 | 1 | 0 | 0 | 0 | 0 | L | 21-37 |
| 09/19 | Broncos | P | 0 | 0 | 0 | 0.0 | 0.0 | 0 | 0 | 0 | 0 | 0 | 0 | 0 | 0 | 0 | 0 | 0 | 0 | 0 | 0 | 0 | 0 | 0 | 0 | 0 | L | 13-23 | |
| 09/26 | Cardinals | P | 0 | 0 | 0 | 0.0 | 0.0 | 0 | 0 | 0 | 0 | 0 | 0 | 0 | 0 | 0 | 0 | 0 | 0 | 0 | 0 | 0 | 0 | 0 | 0 | L | 19-31 | | |
| 2021 TOTALS | | 3-0 | 0 | 0 | 0 | 0.0 | 0.0 | 0 | 0 | 0 | 0 | 0 | 0 | 0 | 0 | 0 | 0 | 0 | 0 | 0 | 1 | 0 | 1 | 0 | 0 | 0 | 0 | 0-3 | |



2020 GAME-BY-GAME REGULAR-SEASON STATISTICS (BUCCANEERS)

| DATE | OPPONENT | P/S | TACKLES | | | | | | | INTERCEPTIONS | | | | | O. FUMB | | | | ST | | | | MISC | | W/L | SCORE | | |
|--------------------|-------------|-----|------------|----------|----------|----------|------------|------------|----------|---------------|----------|----------|----------|----------|----------|----------|----------|----------|----------|----------|----------|----------|----------|----------|----------|----------|-------------|-------|
| | | | TK | S | A | SK | YDS | TFL | YDS | QBH | NO | YDS | LG | TD | PD | FF | FR | TD | YDS | TK | S | A | FF | FR | | | S | A |
| 09/13 | at Saints | | | | | | | | | | | | | | | | | | | | | | | | | L | 23-34 | |
| 09/20 | Panthers | | | | | | | | | | | | | | | | | | | | | | | | | W | 31-17 | |
| 09/27 | at Broncos | | | | | | | | | | | | | | | | | | | | | | | | | W | 28-10 | |
| 10/04 | Chargers | | | | | | | | | | | | | | | | | | | | | | | | | W | 38-31 | |
| 10/08 | at Bears | | | | | | | | | | | | | | | | | | | | | | | | | L | 19-20 | |
| 10/18 | Packers | | | | | | | | | | | | | | | | | | | | | | | | | W | 38-10 | |
| 10/25 | at Raiders | | | | | | | | | | | | | | | | | | | | | | | | | W | 45-20 | |
| 11/02 | at Giants | | | | | | | | | | | | | | | | | | | | | | | | | W | 25-23 | |
| 11/08 | Saints | | | | | | | | | | | | | | | | | | | | | | | | | L | 3-38 | |
| 11/15 | at Panthers | | | | | | | | | | | | | | | | | | | | | | | | | W | 46-23 | |
| 11/23 | Rams | | | | | | | | | | | | | | | | | | | | | | | | | L | 24-27 | |
| 11/29 | Chiefs | P | 0 | 0 | 0 | 0.0 | 0.0 | 0 | 0 | 0 | 0 | 0 | 0 | 0 | 0 | 0 | 0 | 0 | 0 | 0 | 0 | 0 | 0 | 0 | 0 | 0 | L | 24-27 |
| 12/13 | Vikings | | | | | | | | | | | | | | | | | | | | | | | | | W | 26-14 | |
| 12/20 | at Falcons | P | 0 | 0 | 0 | 0.0 | 0.0 | 0 | 0 | 0 | 0 | 0 | 0 | 0 | 0 | 0 | 0 | 0 | 0 | 0 | 0 | 0 | 0 | 0 | 0 | 0 | W | 31-27 |
| 12/26 | at Lions | P | 0 | 0 | 0 | 0.0 | 0.0 | 0 | 0 | 0 | 0 | 0 | 0 | 0 | 0 | 0 | 0 | 0 | 0 | 0 | 0 | 0 | 0 | 0 | 0 | 0 | W | 47-7 |
| 01/03 | Falcons | P | 0 | 0 | 0 | 0.0 | 0.0 | 0 | 0 | 0 | 0 | 0 | 0 | 0 | 0 | 0 | 0 | 0 | 0 | 0 | 0 | 0 | 0 | 0 | 0 | 0 | W | 44-27 |
| 2020 TOTALS | | | 4-0 | 0 | 0 | 0 | 0.0 | 0.0 | 0 | 0 | 0 | 0 | 0 | 0 | 0 | 0 | 0 | 0 | 0 | 0 | 0 | 0 | 0 | 0 | 0 | 0 | 11-5 | |

2020 GAME-BY-GAME POSTSEASON STATISTICS (BUCCANEERS)

| DATE | OPPONENT | P/S | TACKLES | | | | | | | INTERCEPTIONS | | | | | O. FUMB | | | | ST | | | | MISC | | W/L | SCORE | |
|--------------------|---------------|-----|----------|----------|----------|------------|------------|----------|----------|---------------|----------|----------|----------|----------|----------|----------|----------|----------|----------|----------|----------|----------|----------|----------|----------|----------|------------|
| | | | TK | S | A | SK | YDS | TFL | YDS | QBH | NO | YDS | LG | TD | PD | FF | FR | TD | YDS | TK | S | A | FF | FR | | | S |
| 01/09 | at Washington | | | | | | | | | | | | | | | | | | | | | | | | | W | 31-23 |
| 01/17 | at Saints | | | | | | | | | | | | | | | | | | | | | | | | | W | 30-20 |
| 01/24 | at Packers | | | | | | | | | | | | | | | | | | | | | | | | | W | 31-26 |
| 02/07 | Chiefs | | | | | | | | | | | | | | | | | | | | | | | | | W | 31-9 |
| 2020 TOTALS | | | 0 | 0 | 0 | 0.0 | 0.0 | 0 | 0 | 0 | 0 | 0 | 0 | 0 | 0 | 0 | 0 | 0 | 0 | 0 | 0 | 0 | 0 | 0 | 0 | 0 | 4-0 |





TYLER SHATLEY | 69



POSITION: OFFENSIVE LINEMAN

HT: 6-3 | **WT:** 305 | **DOB:** 5-5-1991

COLLEGE: CLEMSON

HOMETOWN: ICARD, N.C.

ACQ: FA-'14

EXP: 8th YEAR



@tyler_shatley



@tyler.shatley

KEY TRANSACTIONS

- Originally signed by Jacksonville as an undrafted rookie on 5/12/14
- Re-signed with Jacksonville on 3/29/19

PRO

2021 (Jaguars)

- **9/26 vs. ARI:** Saw action on special teams
- **9/19 vs. DEN:** Played in three special teams snaps
- **9/12 at HOU:** Appeared on special teams

2020 (Jaguars)

- Appeared in all 16 games, making 10 starts along the offensive line... Part of an offensive line that helped rookie RB James Robinson tally the most scrimmage yards (1,414) and the second-most rushing yards (1,070), by an undrafted rookie in NFL history
- **9/20 at TEN:** Saw action at center, replacing OL Brandon Linder after he left the game with a knee injury in the third quarter, and on special teams... Helped the team rush for 165 yards

2019 (Jaguars)

- Appeared in all 16 games, primarily assisting on special teams

2018 (Jaguars)

- Stepped in as the starting center after OL Brandon Linder was placed on injured reserve prior to Week 11

2017 (Jaguars)

- Part of an offensive line that helped the team lead the league in rushing for the first time in franchise history and allowed a franchise-low 24 sacks
- **11/5 vs. CIN:** Started at center and helped the team rush for 149 yards... Part of a unit that did not allow a sack for the third time this season

2016 (Jaguars)

- Made two starts at center and two at left guard while seeing action in all 16 games

2015 (Jaguars)

- Saw action in 13 games, primarily on special teams

2014 (Jaguars)

- Earned spot on opening day roster after joining club as a rookie free agent... Was inactive for 15 games

COLLEGE

- Began his career as a fullback for the Tigers, before moving to the defensive line in 2010 and the offensive line in the spring of 2012
- Played in 51 games with 27 starts
- Started 25 games on offense over his final two seasons and registered 60 knockdowns on 1,776 snaps
- As a senior in 2013, was a team captain and earned Third-Team All-ACC honors
- As a junior in 2013, named a Strength & Conditioning All-American by the NSCA
- Graduated with a degree in civil engineering

PERSONAL

- Attended East Burke (Icard, N.C.) High School where he was the No. 3 rated fullback in the nation by Tom Lemming
- Did not play on the offensive line in high school
- As a fullback, had 2,000 rushing yards and 31 TDs in his junior and senior seasons
- Also served as the team's punter and averaged 40.7 yards per punt
- Full name is Christian Tyler Shatley
- He and his wife, Natalie, have a son, Boone, and a daughter, Sutton
- Is an avid fisherman



TYLER SHATLEY'S NFL REGULAR SEASON STATISTICS

| DATE | TEAM | GP | GS |
|-------------------|---------|-----------|-----------|
| 2014 | Jaguars | 1 | 0 |
| 2015 | Jaguars | 13 | 0 |
| 2016 | Jaguars | 16 | 4 |
| 2017 | Jaguars | 16 | 4 |
| 2018 | Jaguars | 16 | 7 |
| 2019 | Jaguars | 16 | 0 |
| 2020 | Jaguars | 16 | 10 |
| 2021 | Jaguars | 3 | 0 |
| NFL TOTALS | | 97 | 25 |

TYLER SHATLEY'S NFL POSTSEASON STATISTICS

| DATE | TEAM | GP | GS |
|-------------------|---------|----------|----------|
| 2017 | Jaguars | 3 | 0 |
| NFL TOTALS | | 3 | 0 |

2021 GAME-BY-GAME REGULAR-SEASON STATISTICS (JAGUARS)

| DATE | OPPONENT | P/S | W/L | SCORE |
|--------------------|-----------|-----|------------|-------|
| 09/12 | at Texans | P | L | 21-37 |
| 09/19 | Broncos | P | L | 13-23 |
| 09/26 | Cardinals | P | L | 19-31 |
| 2021 TOTALS | | | 0-3 | |

2020 GAME-BY-GAME REGULAR-SEASON STATISTICS (JAGUARS)

| DATE | OPPONENT | P/S | W/L | SCORE |
|--------------------|-------------|-----|-------------|--------|
| 09/13 | Colts | P | W | 27-20 |
| 09/20 | at Titans | P | L | 30-33 |
| 09/24 | Dolphins | S | L | 13-31 |
| 10/04 | at Bengals | S | L | 25-33 |
| 10/11 | at Texans | P | L | 14-30 |
| 10/18 | Lions | P | L | 16-34 |
| 10/25 | at Chargers | S | L | 29-39 |
| 11/08 | Texans | P | L | 25-27 |
| 11/15 | at Packers | S | L | 20-24 |
| 11/22 | Steelers | P | L | 3-27 |
| 11/29 | Browns | S | L | 25-27 |
| 12/06 | at Vikings | S | L | 24-27+ |
| 12/13 | Titans | S | L | 10-31 |
| 12/20 | at Ravens | S | L | 14-40 |
| 12/27 | Bears | S | L | 17-41 |
| 01/03 | at Colts | S | L | 14-28 |
| 2020 TOTALS | | | 1-15 | |

+ - Overtime





LAVISKA SHENAULT JR. | 10



POSITION: WIDE RECEIVER
HT: 6-1 | **WT:** 220 | **DOB:** 10-5-1998
COLLEGE: COLORADO
HOMETOWN: DESOTO, TEXAS
ACQ: D2-'20
EXP: 2nd YEAR

@Viska2live
 @hunchoviska

KEY TRANSACTIONS

- Originally drafted by Jacksonville in the second round (42nd overall) of the 2020 draft

PRO

2021 (Jaguars)

- 9/26 vs. ARI:** Saw action on offense and recorded four catches for 48 yards
- 9/19 vs. DEN:** Saw action at wide receiver and hauled in two receptions
- 9/12 at HOU:** Saw action at wide receiver and recorded a team-high seven receptions for 50 yards... Also added one rush for 9 yards... With seven receptions in the game, became the fastest player (15 games) to reach 60 receptions in franchise history... After his 9-yard carry in the second quarter, he became the fourth wide receiver in franchise history to reach 100 rushing yards for his career and the fastest (15 games) wide receiver to 100 rushing yards in team history

2020 (Jaguars)

- Appeared in 14 games during his rookie campaign, making 12 starts... Notched a team-high 58 receptions for 600 yards (10.3 rec. avg.) and five receiving TDs... Also ran 18 times for 91 yards (5.1 rush avg.), the most by a rookie wide receiver in franchise history... His 58 receptions and five receiving TDs are the second-most by a Jaguars rookie in franchise history while his 600 receiving yards rank as the fourth-most
- 9/13 vs. IND:** Started at wide receiver in his NFL debut and posted three receptions for 37 yards and one TD... Only rookie wide receiver to catch a TD pass in Week 1
- 12/6 at MIN:** Started at wide receiver, recording three receptions for 38 yards (12.7 rec. avg.) and one TD... Also rushed twice for 30 yards, becoming the first wide receiver in franchise history to record 30+ rushing yards, 30+ receiving yards and one TD in the first half of a game
- 1/3 at IND:** Started at wide receiver, bringing in six receptions for 68 yards (11.3 rec. avg.) and two TDs, becoming the third rookie in franchise history to post at least two receiving TDs in the same game, joining Allen Hurns (2014) and Zach Miller (2009)

COLLEGE

- Declared for the draft following his junior season after appearing in 32 games and catching 149 career passes for 1,943 yards and 10 TDs... Added 42 rushes for 280 yards and seven TDs
- Finished his career ranked eighth in school history in all-time receptions (149) and 11th in all-time receiving yards (1,943)
- Scored a rushing and receiving TD in the same game five times during his career becoming the only player in school history to score two rushing TDs and two receiving TDs in the same game
- Totaled eight 100-yard receiving games, the fifth-most in school history
- Earned the Zach Jordan Award twice (2018 and 2019), presented annually to the school's most valuable player

PERSONAL

- Played at DeSoto (Texas) High School and caught 46 passes for 825 yards and nine TDs as a senior
- Has grown his hair as a tribute to his father, Laviska Sr., who died when he was 10 years old
- Said his goal as an NFL player is to be a mix of Larry Fitzgerald, Julio Jones and Jarvis Landry
- Favorite musical artist is Lil Baby
- Represented by Klutch Sports, the same agency as LeBron James
- Favorite movie is the Kingsman and is very interested in film
- Other hobbies include video games, Sudoku and pick-up basketball games

LAVISKA SHENAULT JR.'S NFL REGULAR SEASON RUSHING/RECEIVING STATISTICS

| DATE | TEAM | RECEIVING | | | | | | | RUSHING | | | | |
|-------------------|---------|-----------|-----------|-----------|------------|------------|-----------|----------|-----------|------------|------------|-----------|----------|
| | | GP | GS | NO. | YDS. | AVG. | LG | TD | NO. | YDS. | AVG. | LG | TD |
| 2020 | Jaguars | 14 | 12 | 58 | 600 | 10.3 | 36 | 5 | 18 | 91 | 5.1 | 17 | 0 |
| 2021 | Jaguars | 3 | 0 | 13 | 95 | 7.3 | 20 | 0 | 2 | 9 | 4.5 | 9 | 0 |
| NFL TOTALS | | 17 | 12 | 71 | 695 | 9.8 | 36 | 5 | 20 | 100 | 5.0 | 17 | 0 |

LAVISKA SHENAULT JR.'S NFL REGULAR SEASON RETURN STATISTICS

| DATE | TEAM | KICKOFF RETURNS | | | | | PUNT RETURNS | | | | | |
|-------------------|---------|-----------------|----------|------------|----------|----------|--------------|----------|----------|------------|----------|----------|
| | | RET. | YDS. | AVG. | LG | TD | NO. | FC | YDS. | AVG. | LG | TD |
| 2020 | Jaguars | 0 | 0 | 0.0 | 0 | 0 | 0 | 0 | 0 | 0.0 | 0 | 0 |
| 2021 | Jaguars | 0 | 0 | 0.0 | 0 | 0 | 0 | 0 | 0 | 0.0 | 0 | 0 |
| NFL TOTALS | | 0 | 0 | 0.0 | 0 | 0 | 0 | 0 | 0 | 0.0 | 0 | 0 |



SINGLE-GAME HIGHS: RUSHING/RECEIVING

Rush Attempts 5 at Tennessee Titans, Sep 20, 2020
2 at Baltimore Ravens, Dec 20, 2020
...2 more at 2.

Rushing Yards 37 at Tennessee Titans, Sep 20, 2020
30 at Minnesota Vikings, Dec 06, 2020

Longest Runs 17 at Minnesota Vikings, Dec 06, 2020
14 at Tennessee Titans, Sep 20, 2020

Receptions 7 at Houston Texans, Sep 12, 2021
7 at Houston Texans, Oct 11, 2020

Receiving Yards 86 at Cincinnati Bengals, Oct 04, 2020
79 at Houston Texans, Oct 11, 2020

Longest Receptions 36 at Los Angeles Chargers, Oct 25, 2020
34t vs. Chicago Bears, Dec 27, 2020

Receiving TDs 2 at Indianapolis Colts, Jan 03, 2021
1 vs. Chicago Bears, Dec 27, 2020
...2 more at 1.

All-Purpose Yards 91 at Cincinnati Bengals, Oct 04, 2020
79 at Houston Texans, Oct 11, 2020

Miscellaneous Tackles 1 vs. Denver Broncos, Sep 19, 2021
1 at Indianapolis Colts, Jan 03, 2021
...1 more at 1.

Most TDs 2 at Indianapolis Colts, Jan 03, 2021
1 vs. Chicago Bears, Dec 27, 2020
...2 more at 1.

Receiving Average 17.2 at Cincinnati Bengals, Oct 04, 2020
14.7 at Los Angeles Chargers, Oct 25, 2020

2021 GAME-BY-GAME REGULAR-SEASON STATISTICS (JAGUARS)

| DATE | OPPONENT | P/S | RECEIVING | | | | | RUSHING | | | | | W/L | SCORE |
|--------------------|-----------|------------|-----------|-----------|------------|-----------|----------|----------|----------|------------|----------|----------|------------|-------|
| | | | NO. | YDS. | AVG. | LG | TD | NO. | YDS. | AVG. | LG | TD | | |
| 09/12 | at Texans | P | 7 | 50 | 7.1 | 14 | 0 | 1 | 9 | 9.0 | 9 | 0 | L | 21-37 |
| 09/19 | Broncos | P | 2 | -3 | -1.5 | 5 | 0 | 1 | 0 | 0.0 | 0 | 0 | L | 13-23 |
| 09/26 | Cardinals | P | 4 | 48 | 12.0 | 20 | 0 | 0 | 0 | 0.0 | 0 | 0 | L | 19-31 |
| 2021 TOTALS | | 3-0 | 13 | 95 | 7.3 | 20 | 0 | 2 | 9 | 4.5 | 9 | 0 | 0-3 | |

2020 GAME-BY-GAME REGULAR-SEASON STATISTICS (JAGUARS)

| DATE | OPPONENT | P/S | RECEIVING | | | | | RUSHING | | | | | W/L | SCORE |
|--------------------|-------------|--------------|-----------|------------|-------------|-----------|----------|-----------|-----------|------------|-----------|----------|-------------|--------|
| | | | NO. | YDS. | AVG. | LG | TD | NO. | YDS. | AVG. | LG | TD | | |
| 09/13 | Colts | S | 3 | 37 | 12.3 | 18 | 1 | 2 | 10 | 5.0 | 5 | 0 | W | 27-20 |
| 09/20 | at Titans | P | 3 | 35 | 11.7 | 14 | 0 | 5 | 37 | 7.4 | 14 | 0 | L | 30-33 |
| 09/24 | Dolphins | S | 5 | 33 | 6.6 | 16 | 0 | 1 | 1 | 1.0 | 1 | 0 | L | 13-31 |
| 10/04 | at Bengals | S | 5 | 86 | 17.2 | 28 | 0 | 1 | 5 | 5.0 | 5 | 0 | L | 25-33 |
| 10/11 | at Texans | S | 7 | 79 | 11.3 | 25 | 0 | 0 | 0 | 0.0 | 0 | 0 | L | 14-30 |
| 10/18 | Lions | S | 3 | 10 | 3.3 | 4 | 0 | 1 | 1 | 1.0 | 1 | 0 | L | 16-34 |
| 10/25 | at Chargers | S | 3 | 44 | 14.7 | 36 | 0 | 1 | 0 | 0.0 | 0 | 0 | L | 29-39 |
| 11/08 | Texans | S | 1 | -1 | -1.0 | -1 | 0 | 0 | 0 | 0.0 | 0 | 0 | L | 25-27 |
| 11/15 | at Packers | | | | | | | | | | | | L | 20-24 |
| 11/22 | Steelers | | | | | | INACTIVE | | | | | | L | 3-27 |
| 11/29 | Browns | S | 3 | 31 | 10.3 | 13 | 0 | 1 | 6 | 6.0 | 6 | 0 | L | 25-27 |
| 12/06 | at Vikings | S | 3 | 38 | 12.7 | 28t | 1 | 2 | 30 | 15.0 | 17 | 0 | L | 24-27+ |
| 12/13 | Titans | S | 6 | 49 | 8.2 | 22 | 0 | 1 | 2 | 2.0 | 2 | 0 | L | 10-31 |
| 12/20 | at Ravens | P | 5 | 43 | 8.6 | 21 | 0 | 2 | 1 | 0.5 | 1 | 0 | L | 14-40 |
| 12/27 | Bears | S | 5 | 48 | 9.6 | 34t | 1 | 0 | 0 | 0.0 | 0 | 0 | L | 17-41 |
| 01/03 | at Colts | S | 6 | 68 | 11.3 | 21 | 2 | 1 | -2 | -2.0 | -2 | 0 | L | 14-28 |
| 2020 TOTALS | | 14-12 | 58 | 600 | 10.3 | 36 | 5 | 18 | 91 | 5.1 | 17 | 0 | 1-15 | |

+ - Overtime





JORDAN SMITH | 92



POSITION: DEFENSIVE END/OUTSIDE LINEBACKER

HT: 6-7 | **WT:** 250 | **DOB:** 4-10-1998

COLLEGE: ALABAMA-BIRMINGHAM

HOMETOWN: LITHONIA, GA.

ACQ: D4-'21

EXP: R



@Jshmoov1



@jshmoov1

KEY TRANSACTIONS

- Originally drafted by Jacksonville in the fourth round (121st) of the 2021 draft

PRO

2021 (Jaguars)

- 9/26 vs. ARI: Inactive
- 9/19 vs. DEN: Inactive
- 9/12 at HOU: Inactive

COLLEGE

- As a redshirt junior, he was First Team All-Conference USA... Selected to Reese's Senior Bowl... Finished with 43 total tackles, 9.5 tackles for loss, 4.5 sacks, one interception and eight quarterback hurries... His 9.5 tackles for loss and 4.5 sacks were team highs
- In his redshirt sophomore season, finished with 53 total tackles, 17.5 tackles for loss and 10.0 sacks... Also added four forced fumbles and eight quarterback hurries... His 10 sacks were the fifth most in program history... Had a sack in nine games and a tackles for loss in 12... Second Team All-Conference USA

PERSONAL

- Smith's cousin, Eric Stokes, was drafted by Green Bay in the first round (29th overall) of the 2021 NFL draft
- Growing up he thought he was going to be a professional basketball player
- Likes listening to motivational speakers every day

JORDAN SMITH'S NFL REGULAR SEASON DEFENSIVE STATISTICS

| DATE | TEAM | GP | TACKLES | | | | | | | INTERCEPTIONS | | | | | | O. FUMB | | | | ST | | | | MISC | | | |
|-------------------|---------|----------|----------|----------|----------|----------|----------|----------|------------|---------------|----------|----------|----------|----------|----------|----------|----------|----------|----------|----------|----------|----------|----------|----------|----------|----------|---|
| | | | GS | TK | S | A | TFL | YDS | SK | YDS | QBH | NO | YDS | LG | TD | PD | FF | FR | TD | YDS | TK | S | A | FF | FR | S | A |
| 2021 | Jaguars | 0 | 0 | 0 | 0 | 0 | 0 | 0 | 0.0 | 0.0 | 0 | 0 | 0 | 0 | 0 | 0 | 0 | 0 | 0 | 0 | 0 | 0 | 0 | 0 | 0 | 0 | 0 |
| NFL TOTALS | | 0 | 0 | 0 | 0 | 0 | 0 | 0 | 0.0 | 0.0 | 0 | 0 | 0 | 0 | 0 | 0 | 0 | 0 | 0 | 0 | 0 | 0 | 0 | 0 | 0 | 0 | |

2021 GAME-BY-GAME REGULAR-SEASON STATISTICS (JAGUARS)

| DATE | OPPONENT | P/S | TACKLES | | | | | | | INTERCEPTIONS | | | | | | O. FUMB | | | | ST | | | | MISC | | | | |
|--------------------|-----------|-----|----------|----------|----------|------------|------------|----------|----------|---------------|----------|----------|----------|----------|----------|----------|----------|----------|----------|----------|----------|----------|----------|----------|----------|----------|----------|------------|
| | | | TK | S | A | SK | YDS | TFL | YDS | QBH | NO | YDS | LG | TD | PD | FF | FR | TD | YDS | TK | S | A | FF | FR | S | A | W/L | SCORE |
| 09/12 | at Texans | | | | | | | | | | | | | | | | | | | | | | | | | | L | 21-37 |
| 09/19 | Broncos | | | | | | | | | | | | | | | | | | | | | | | | | | L | 13-23 |
| 09/26 | Cardinals | | | | | | | | | | | | | | | | | | | | | | | | | | L | 19-31 |
| 2021 TOTALS | | | 0 | 0 | 0 | 0.0 | 0.0 | 0 | 0 | 0 | 0 | 0 | 0 | 0 | 0 | 0 | 0 | 0 | 0 | 0 | 0 | 0 | 0 | 0 | 0 | 0 | 0 | 0-3 |





DAWUANE SMOOT | 91



POSITION: DEFENSIVE LINEMAN
HT: 6-3 | **WT:** 275 | **DOB:** 3-2-1995
COLLEGE: ILLINOIS
HOMETOWN: GROVEPORT, OHIO
ACQ: D3-'17
EXP: 5th YEAR

@Bigsmoot_94

@bigsmoot_94

KEY TRANSACTIONS

- Originally drafted by Jacksonville in the third round (68th overall) of the 2017 draft
- Re-signed by Jacksonville in February 2021

PRO

2021 (Jaguars)

- 9/26 vs. ARI:** Saw action on the defensive line and recorded two total tackles and one pass defended
- 9/19 vs. DEN:** Started at defensive end and recorded one tackle and two QBH
- 9/12 at HOU:** Saw action on defense

2020 (Jaguars)

- Saw action in all 16 games, starting seven... Notched a career-best 25 tackles (21 solo) and led the team with 5.5 sacks... Also posted five tackles for loss and two forced fumbles
- 10/11 at HOU:** Earned his first career start at defensive end and collected two tackles, including 1.0 sack... One of his three pressures helped force CB Sidney Jones IV's second-quarter INT
- 12/20 at BAL:** Started at defensive end and tallied three solo tackles, 1.0 sack and one forced fumble

2019 (Jaguars)

- Appeared in all 16 games, amassing 17 tackles (12 solo), 6.0 sacks and one fumble recovery
- 9/19 vs. TEN:** Posted three tackles (two solo) including his first two career sacks
- 12/22 at ATL:** Saw action at defensive end and notched 1.0 sack
- 12/29 vs. IND:** Posted two tackles, 1.0 sack and one fumble recovery

2018 (Jaguars)

- 11/11 at IND:** Made his season debut and recorded one tackle
- 12/2 vs. IND:** Saw action on the defensive line, posting two tackles (one solo)

2017 (Jaguars)

- 9/10 at HOU:** Made his NFL debut and recorded one solo tackle
- 11/26 at ARI:** Recorded two solo tackles and two solo special teams tackles

COLLEGE

- Finished his career with 24 straight starts
- Tied for sixth in Illinois history with 38.5 tackles for a loss and eighth with 16.5 career sacks
- Named team captain as a senior, starting all 12 games at defensive tackle and totaled 56 tackles, 15 for a loss, 10 QB pressures, 5.0 sacks, two forced fumbles and one pass defended
- Recorded 8.0 sacks in his junior year

PERSONAL

- Goes by "D.J."
- Attended Groveport Madison (Ohio) High School
- In his final two seasons, totaled 204 tackles, 24.0 sacks, five forced fumbles, four passes defended and one fumble recovery
- Earned defensive MVP at Madison his junior and senior years
- Has his own personal YouTube channel, 'Smoot TV', that chronicles his NFL journey on and off the field

DAWUANE SMOOT'S NFL REGULAR SEASON DEFENSIVE STATISTICS

| DATE | TEAM | GP | TACKLES | | | | | | | INTERCEPTIONS | | | | | | | O. FUMB | | | | ST | | | | MISC | | |
|-------------------|---------|-----------|----------|-----------|-----------|-----------|-----------|-----------|-------------|---------------|-----------|----------|----------|----------|----------|----------|----------|----------|----------|----------|----------|----------|----------|----------|----------|----------|---|
| | | | GS | TK | S | A | TFL | YDS | SK | YDS | QBH | NO | YDS | LG | TD | PD | FF | FR | TD | YDS | TK | S | A | FF | FR | S | A |
| 2017 | Jaguars | 16 | 0 | 15 | 11 | 4 | 2 | 1 | 0.0 | 0.0 | 5 | 0 | 0 | 0 | 0 | 0 | 0 | 0 | 0 | 0 | 5 | 3 | 2 | 0 | 0 | 0 | 0 |
| 2018 | Jaguars | 8 | 0 | 4 | 3 | 1 | 1 | 1 | 0.0 | 0.0 | 3 | 0 | 0 | 0 | 0 | 0 | 0 | 0 | 0 | 0 | 0 | 0 | 0 | 0 | 0 | 0 | |
| 2019 | Jaguars | 16 | 0 | 17 | 12 | 5 | 6 | 32 | 6.0 | 32.0 | 7 | 0 | 0 | 0 | 0 | 0 | 0 | 1 | 0 | 0 | 0 | 0 | 0 | 0 | 0 | 0 | |
| 2020 | Jaguars | 16 | 7 | 25 | 21 | 4 | 5 | 23 | 5.5 | 23.0 | 17 | 0 | 0 | 0 | 0 | 0 | 2 | 0 | 0 | 0 | 0 | 0 | 0 | 0 | 0 | 0 | |
| 2021 | Jaguars | 3 | 1 | 3 | 2 | 1 | 0 | 0 | 0.0 | 0.0 | 2 | 0 | 0 | 0 | 0 | 1 | 0 | 0 | 0 | 0 | 0 | 0 | 0 | 0 | 0 | 0 | |
| NFL TOTALS | | 59 | 8 | 64 | 49 | 15 | 14 | 57 | 11.5 | 55.0 | 34 | 0 | 0 | 0 | 0 | 1 | 2 | 1 | 0 | 0 | 5 | 3 | 2 | 0 | 0 | 0 | |

DAWUANE SMOOT'S NFL POSTSEASON DEFENSIVE STATISTICS

| DATE | TEAM | GP | TACKLES | | | | | | | INTERCEPTIONS | | | | | | | O. FUMB | | | | ST | | | | MISC | | |
|-------------------|---------|----------|----------|----------|----------|----------|----------|----------|------------|---------------|----------|----------|----------|----------|----------|----------|----------|----------|----------|----------|----------|----------|----------|----------|----------|----------|---|
| | | | GS | TK | S | A | TFL | YDS | SK | YDS | QBH | NO | YDS | LG | TD | PD | FF | FR | TD | YDS | TK | S | A | FF | FR | S | A |
| 2017 | Jaguars | 3 | 0 | 0 | 0 | 0 | 0 | 0 | 0.0 | 0.0 | 2 | 0 | 0 | 0 | 0 | 0 | 0 | 0 | 0 | 0 | 0 | 1 | 1 | 0 | 0 | 0 | 0 |
| NFL TOTALS | | 3 | 0 | 0 | 0 | 0 | 0 | 0 | 0.0 | 0.0 | 2 | 0 | 0 | 0 | 0 | 0 | 0 | 0 | 0 | 0 | 1 | 1 | 0 | 0 | 0 | 0 | |



SINGLE-GAME HIGHS: DEFENSIVE

| | | | |
|-----------------------|--|------------------------------|---|
| Total Tackles | 4 at Minnesota Vikings, Dec 06, 2020 3 at Baltimore Ravens, Dec 20, 2020 ...2 more at 3. | Fumble Recoveries | 1 vs. Indianapolis Colts, Dec 29, 2019 |
| Sacks | 2.0 at Minnesota Vikings, Dec 06, 2020 2.0 vs. Tennessee Titans, Sep 19, 2019 | Tackles For Loss | 2 at Minnesota Vikings, Dec 06, 2020 2 vs. Tennessee Titans, Sep 19, 2019 |
| Forced Fumbles | 1 at Baltimore Ravens, Dec 20, 2020 1 vs. Tennessee Titans, Dec 13, 2020 | Special Teams Tackles | 2 at Arizona Cardinals, Nov 26, 2017 1 vs. Indianapolis Colts, Dec 03, 2017 ...2 more at 1. |

SINGLE-GAME HIGHS - POSTSEASON: DEFENSIVE

Special Teams Tackles 1 at New England Patriots, Jan 21, 2018

2021 GAME-BY-GAME REGULAR-SEASON STATISTICS (JAGUARS)

| DATE | OPPONENT | P/S | TACKLES | | | | | | | INTERCEPTIONS | | | | | O. FUMB | | | ST | | | MISC | | W/L | SCORE | | | | |
|--------------------|-----------|------------|----------|----------|----------|------------|------------|----------|----------|---------------|----------|----------|----------|----------|----------|----------|----------|----------|----------|----------|----------|----------|----------|----------|----------|------------|-------|-------|
| | | | TK | S | A | SK | YDS | TFL | YDS | QBH | NO | YDS | LG | TD | PD | FF | FR | TD | YDS | TK | S | A | | | FF | FR | S | A |
| 09/12 | at Texans | P | 0 | 0 | 0 | 0.0 | 0.0 | 0 | 0 | 0 | 0 | 0 | 0 | 0 | 0 | 0 | 0 | 0 | 0 | 0 | 0 | 0 | 0 | 0 | 0 | 0 | L | 21-37 |
| 09/19 | Broncos | S | 1 | 0 | 1 | 0.0 | 0.0 | 0 | 0 | 2 | 0 | 0 | 0 | 0 | 0 | 0 | 0 | 0 | 0 | 0 | 0 | 0 | 0 | 0 | 0 | L | 13-23 | |
| 09/26 | Cardinals | P | 2 | 2 | 0 | 0.0 | 0.0 | 0 | 0 | 0 | 0 | 0 | 0 | 0 | 1 | 0 | 0 | 0 | 0 | 0 | 0 | 0 | 0 | 0 | 0 | L | 19-31 | |
| 2021 TOTALS | | 3-1 | 3 | 2 | 1 | 0.0 | 0.0 | 0 | 0 | 2 | 0 | 0 | 0 | 0 | 1 | 0 | 0 | 0 | 0 | 0 | 0 | 0 | 0 | 0 | 0 | 0-3 | | |

2020 GAME-BY-GAME REGULAR-SEASON STATISTICS (JAGUARS)

| DATE | OPPONENT | P/S | TACKLES | | | | | | | INTERCEPTIONS | | | | | O. FUMB | | | ST | | | MISC | | W/L | SCORE | | | |
|--------------------|-------------|-------------|-----------|-----------|----------|------------|-------------|----------|-----------|---------------|----------|----------|----------|----------|----------|----------|----------|----------|----------|----------|----------|----------|----------|----------|----------|-------------|--------|
| | | | TK | S | A | SK | YDS | TFL | YDS | QBH | NO | YDS | LG | TD | PD | FF | FR | TD | YDS | TK | S | A | | | FF | FR | S |
| 09/13 | Colts | P | 0 | 0 | 0 | 0.0 | 0.0 | 0 | 0 | 1 | 0 | 0 | 0 | 0 | 0 | 0 | 0 | 0 | 0 | 0 | 0 | 0 | 0 | 0 | 0 | W | 27-20 |
| 09/20 | at Titans | P | 1 | 1 | 0 | 0.0 | 0.0 | 0 | 0 | 0 | 0 | 0 | 0 | 0 | 0 | 0 | 0 | 0 | 0 | 0 | 0 | 0 | 0 | 0 | 0 | L | 30-33 |
| 09/24 | Dolphins | P | 0 | 0 | 0 | 0.0 | 0.0 | 0 | 0 | 0 | 0 | 0 | 0 | 0 | 0 | 0 | 0 | 0 | 0 | 0 | 0 | 0 | 0 | 0 | 0 | L | 13-31 |
| 10/04 | at Bengals | P | 3 | 3 | 0 | 0.0 | 0.0 | 1 | 1 | 0 | 0 | 0 | 0 | 0 | 0 | 0 | 0 | 0 | 0 | 0 | 0 | 0 | 0 | 0 | 0 | L | 25-33 |
| 10/11 | at Texans | S | 2 | 2 | 0 | 1.0 | 2.0 | 1 | 2 | 4 | 0 | 0 | 0 | 0 | 0 | 0 | 0 | 0 | 0 | 0 | 0 | 0 | 0 | 0 | 0 | L | 14-30 |
| 10/18 | Lions | P | 2 | 1 | 1 | 0.0 | 0.0 | 0 | 0 | 1 | 0 | 0 | 0 | 0 | 0 | 0 | 0 | 0 | 0 | 0 | 0 | 0 | 0 | 0 | 0 | L | 16-34 |
| 10/25 | at Chargers | P | 2 | 1 | 1 | 0.5 | 1.0 | 0 | 0 | 2 | 0 | 0 | 0 | 0 | 0 | 0 | 0 | 0 | 0 | 0 | 0 | 0 | 0 | 0 | 0 | L | 29-39 |
| 11/08 | Texans | P | 1 | 0 | 1 | 0.0 | 0.0 | 0 | 0 | 1 | 0 | 0 | 0 | 0 | 0 | 0 | 0 | 0 | 0 | 0 | 0 | 0 | 0 | 0 | 0 | L | 25-27 |
| 11/15 | at Packers | P | 0 | 0 | 0 | 0.0 | 0.0 | 0 | 0 | 0 | 0 | 0 | 0 | 0 | 0 | 0 | 0 | 0 | 0 | 0 | 0 | 0 | 0 | 0 | 0 | L | 20-24 |
| 11/22 | Steelers | P | 1 | 1 | 0 | 0.0 | 0.0 | 0 | 0 | 1 | 0 | 0 | 0 | 0 | 0 | 0 | 0 | 0 | 0 | 0 | 0 | 0 | 0 | 0 | 0 | L | 3-27 |
| 11/29 | Browns | S | 1 | 1 | 0 | 1.0 | 6.0 | 1 | 6 | 1 | 0 | 0 | 0 | 0 | 0 | 0 | 0 | 0 | 0 | 0 | 0 | 0 | 0 | 0 | 0 | L | 25-27 |
| 12/06 | at Vikings | S | 4 | 3 | 1 | 2.0 | 14.0 | 2 | 14 | 3 | 0 | 0 | 0 | 0 | 0 | 0 | 0 | 0 | 0 | 0 | 0 | 0 | 0 | 0 | 0 | L | 24-27+ |
| 12/13 | Titans | S | 2 | 2 | 0 | 0.0 | 0.0 | 0 | 0 | 0 | 0 | 0 | 0 | 0 | 0 | 1 | 0 | 0 | 0 | 0 | 0 | 0 | 0 | 0 | 0 | L | 10-31 |
| 12/20 | at Ravens | S | 3 | 3 | 0 | 1.0 | 0.0 | 0 | 0 | 2 | 0 | 0 | 0 | 0 | 0 | 1 | 0 | 0 | 0 | 0 | 0 | 0 | 0 | 0 | 0 | L | 14-40 |
| 12/27 | Bears | S | 1 | 1 | 0 | 0.0 | 0.0 | 0 | 0 | 1 | 0 | 0 | 0 | 0 | 0 | 0 | 0 | 0 | 0 | 0 | 0 | 0 | 0 | 0 | 0 | L | 17-41 |
| 01/03 | at Colts | S | 2 | 2 | 0 | 0.0 | 0.0 | 0 | 0 | 0 | 0 | 0 | 0 | 0 | 0 | 0 | 0 | 0 | 0 | 0 | 0 | 0 | 0 | 0 | 0 | L | 14-28 |
| 2020 TOTALS | | 16-7 | 25 | 21 | 4 | 5.5 | 23.0 | 5 | 23 | 17 | 0 | 0 | 0 | 0 | 0 | 2 | 0 | 0 | 0 | 0 | 0 | 0 | 0 | 0 | 0 | 1-15 | |

+ - Overtime





JAWAAN TAYLOR | 75



POSITION: OFFENSIVE LINEMAN

HT: 6-5 | **WT:** 330 | **DOB:** 11-25-1997

COLLEGE: FLORIDA

HOMETOWN: COCOA, FLA.

ACQ: D2-'19

EXP: 3rd YEAR



@jawaan_taylor74



@jawaan.

KEY TRANSACTIONS

- Originally drafted by Jacksonville in the second round (35th overall) of the 2019 draft

PRO

2021 (Jaguars)

- 9/26 vs. ARI:** Started at right tackle and played all 68 offensive snaps... Helped the offense rush for 159 yards on 29 attempts
- 9/19 vs. DEN:** Started at right tackle and played in all 56 offensive snaps
- 9/12 at HOU:** Started at right tackle and appeared in all 74 offensive snaps

2020 (Jaguars)

- Started all 16 games in which he appeared at right tackle... Part of an offensive line that helped rookie RB James Robinson tally the most scrimmage yards (1,414) and the second-most rushing yards (1,070) by an undrafted rookie in NFL history

2019 (Jaguars)

- Started in all 16 games, becoming the first Jaguars rookie on offense to start in all 16 games since OL Maurice Williams in 2001... Part of an offensive line that helped RB Leonard Fournette gain 1,674 yards from scrimmage... Fournette became the only Jaguars player since 2011 to post at least 1,500 scrimmage yards in a single season

COLLEGE

- Did not miss a game in his three-year career for the Gators, playing in all 37 games with 35 starts (33 at right tackle, two at left tackle)
- Was part of a Gator offensive line in 2018 that allowed 18 sacks, the 20th-fewest in the NCAA and third-fewest in the SEC, garnering Second-Team All-SEC accolades from Athlon Sports
- Declared for the NFL Draft following his junior season

PERSONAL

- Attended Cocoa (Fla.) High School
- Member of the 2015 Florida Class 4A First Team All-State
- As a senior, helped his team to a 10-3 record and reach the Class 4A State Semifinals
- Son of Robert and Wendy Taylor
- Learned to play the drums in church
- Avid fisherman and caught a 400 lb. goliath grouper while fishing in 2020

JAWAAN TAYLOR'S NFL REGULAR SEASON STATISTICS

| DATE | TEAM | GP | GS |
|-------------------|---------|-----------|-----------|
| 2019 | Jaguars | 16 | 16 |
| 2020 | Jaguars | 16 | 16 |
| 2021 | Jaguars | 3 | 3 |
| NFL TOTALS | | 35 | 35 |

2021 GAME-BY-GAME REGULAR-SEASON STATISTICS (JAGUARS)

| DATE | OPPONENT | P/S | W/L | SCORE |
|--------------------|-----------|------------|------------|-------|
| 09/12 | at Texans | S | L | 21-37 |
| 09/19 | Broncos | S | L | 13-23 |
| 09/26 | Cardinals | S | L | 19-31 |
| 2021 TOTALS | | 3-3 | 0-3 | |



2020 GAME-BY-GAME REGULAR-SEASON STATISTICS (JAGUARS)

| DATE | OPPONENT | P/S | W/L | SCORE |
|--------------------|-------------|--------------|-------------|--------|
| 09/13 | Colts | S | W | 27-20 |
| 09/20 | at Titans | S | L | 30-33 |
| 09/24 | Dolphins | S | L | 13-31 |
| 10/04 | at Bengals | S | L | 25-33 |
| 10/11 | at Texans | S | L | 14-30 |
| 10/18 | Lions | S | L | 16-34 |
| 10/25 | at Chargers | S | L | 29-39 |
| 11/08 | Texans | S | L | 25-27 |
| 11/15 | at Packers | S | L | 20-24 |
| 11/22 | Steelers | S | L | 3-27 |
| 11/29 | Browns | S | L | 25-27 |
| 12/06 | at Vikings | S | L | 24-27+ |
| 12/13 | Titans | S | L | 10-31 |
| 12/20 | at Ravens | S | L | 14-40 |
| 12/27 | Bears | S | L | 17-41 |
| 01/03 | at Colts | S | L | 14-28 |
| 2020 TOTALS | | 16-16 | 1-15 | |

+ - Overtime





DANIEL THOMAS | 20



POSITION: SAFETY
HT: 5-10 | **WT:** 215 | **DOB:** 7-1-1998
COLLEGE: AUBURN
HOMETOWN: MONTGOMERY, ALA.
ACQ: D5A-'20
EXP: 2nd YEAR

@daniel__dt21

KEY TRANSACTIONS

- Originally drafted by Jacksonville in the fifth round (157th overall) of the 2020 draft

PRO

2021 (Jaguars)

- 9/26 vs. ARI:** Played 20 snaps on special teams
- 9/19 vs. DEN:** Saw action in 15 special teams snaps
- 9/12 at HOU:** Inactive

2020 (Jaguars)

- Appeared in nine games, making one start, before being placed on the reserve/injured list on Nov. 24 with an arm injury... Season totals include 15 tackles (13 solo), three special teams tackles, two passes defended and one INT... Also blocked a punt and returned it for a TD in Week 7 vs. LAC, becoming the first Jaguars player to score on a blocked punt since CB Mike Harris in 2012
- 9/13 vs. IND:** Saw action on special teams in his NFL debut and made one special teams tackle
- 10/25 at LAC:** Saw action at safety, posting one tackle, and on special teams, blocking a punt and returning it 16 yards for a third-quarter TD
- 11/22 vs. PIT:** Made his second consecutive start, recording his first career interception off a pass from QB Ben Roethlisberger before exiting the game early with an arm injury

COLLEGE

- Played 51 games at Auburn during his four-year career, amassing 199 tackles (124 solo), 13 passes defended, 9.0 tackles for loss, five INTs, three forced fumbles and two fumble recoveries
- Two-year starter at safety who was also a team captain during his senior campaign in 2019

PERSONAL

- Attended Robert E. Lee (Alabama) High School, where he recorded 87 tackles, seven INTs, five tackles for loss, three punt return TDs and two INT returns for a TD
- Also played basketball, track and tennis
- Son of Regina and Stanley Thomas
- Has three brothers: Davy, Mario and Joshua
- Received the 2019 Hard-Fighting Soldier Award for his leadership in Fellowship of Christian Athletes amid adversity

DANIEL THOMAS' NFL REGULAR SEASON DEFENSIVE STATISTICS

| DATE | TEAM | GP | TACKLES | | | | | | INTERCEPTIONS | | | | | | O. FUMB | | | | ST | | | | MISC | | | | |
|-------------------|---------|-----------|----------|-----------|-----------|----------|----------|----------|---------------|------------|----------|----------|-----------|-----------|----------|----------|----------|----------|----------|----------|----------|----------|----------|----------|----------|----------|---|
| | | | GS | TK | S | A | TFL | YDS | SK | YDS | QBH | NO | YDS | LG | TD | PD | FF | FR | TD | YDS | TK | S | A | FF | FR | S | A |
| 2020 | Jaguars | 10 | 2 | 15 | 13 | 2 | 0 | 0 | 0.0 | 0.0 | 0 | 1 | 53 | 53 | 0 | 2 | 0 | 0 | 0 | 0 | 3 | 3 | 0 | 0 | 0 | 0 | 0 |
| 2021 | Jaguars | 2 | 0 | 0 | 0 | 0 | 0 | 0 | 0.0 | 0.0 | 0 | 0 | 0 | 0 | 0 | 0 | 0 | 0 | 0 | 0 | 0 | 0 | 0 | 0 | 0 | 0 | |
| NFL TOTALS | | 12 | 2 | 15 | 13 | 2 | 0 | 0 | 0.0 | 0.0 | 0 | 1 | 53 | 53 | 0 | 2 | 0 | 0 | 0 | 0 | 3 | 3 | 0 | 0 | 0 | 0 | |

SINGLE-GAME HIGHS: DEFENSIVE

Total Tackles 7 at Green Bay Packers, Nov 15, 2020
 7 at Houston Texans, Oct 11, 2020
Passes Defended 2 vs. Pittsburgh Steelers, Nov 22, 2020
Interceptions 1 vs. Pittsburgh Steelers, Nov 22, 2020
Interception Return Yards 53 vs. Pittsburgh Steelers, Nov 22, 2020
Special Teams Tackles 1 vs. Houston Texans, Nov 08, 2020
 1 at Tennessee Titans, Sep 20, 2020
 ...1 more at 1.

2021 GAME-BY-GAME REGULAR-SEASON STATISTICS (JAGUARS)

| DATE | OPPONENT | P/S | TACKLES | | | | | | INTERCEPTIONS | | | | | | O. FUMB | | | | ST | | | | MISC | | | | | | | |
|--------------------|-----------|------------|----------|----------|----------|------------|------------|----------|---------------|----------|----------|----------|----------|----------|----------|----------|----------|----------|----------|----------|----------|----------|----------|----------|----------|----------|----------|------------|---|-------|
| | | | TK | S | A | SK | YDS | TFL | YDS | QBH | NO | YDS | LG | TD | PD | FF | FR | TD | YDS | TK | S | A | FF | FR | S | A | W/L | SCORE | | |
| 09/12 | at Texans | | INACTIVE | | | | | | | | | | | | | | | | | | | | | | | | | | L | 21-37 |
| 09/19 | Broncos | P | 0 | 0 | 0 | 0.0 | 0.0 | 0 | 0 | 0 | 0 | 0 | 0 | 0 | 0 | 0 | 0 | 0 | 0 | 0 | 0 | 0 | 0 | 0 | 0 | 0 | L | 13-23 | | |
| 09/26 | Cardinals | P | 0 | 0 | 0 | 0.0 | 0.0 | 0 | 0 | 0 | 0 | 0 | 0 | 0 | 0 | 0 | 0 | 0 | 0 | 0 | 0 | 0 | 0 | 0 | 0 | L | 19-31 | | | |
| 2021 TOTALS | | 2-0 | 0 | 0 | 0 | 0.0 | 0.0 | 0 | 0 | 0 | 0 | 0 | 0 | 0 | 0 | 0 | 0 | 0 | 0 | 0 | 0 | 0 | 0 | 0 | 0 | 0 | 0 | 0-3 | | |



2020 GAME-BY-GAME REGULAR-SEASON STATISTICS (JAGUARS)

| DATE | OPPONENT | P/S | TACKLES | | | | | | | INTERCEPTIONS | | | | | O. FUMB | | | | ST | | | | MISC | | SCORE | | | |
|--------------------|-------------|-----|-------------|-----------|-----------|----------|------------|------------|----------|---------------|----------|----------|-----------|-----------|----------|----------|----------|----------|----------|----------|----------|----------|----------|----------|----------|----------|----------|-------------|
| | | | TK | S | A | SK | YDS | TFL | YDS | QBH | NO | YDS | LG | TD | PD | FF | FR | TD | YDS | TK | S | A | FF | FR | | S | A | W/L |
| 09/13 | Colts | P | 0 | 0 | 0 | 0.0 | 0.0 | 0 | 0 | 0 | 0 | 0 | 0 | 0 | 0 | 0 | 0 | 0 | 0 | 1 | 1 | 0 | 0 | 0 | 0 | 0 | W | 27-20 |
| 09/20 | at Titans | P | 0 | 0 | 0 | 0.0 | 0.0 | 0 | 0 | 0 | 0 | 0 | 0 | 0 | 0 | 0 | 0 | 0 | 0 | 1 | 1 | 0 | 0 | 0 | 0 | 0 | L | 30-33 |
| 09/24 | Dolphins | P | 0 | 0 | 0 | 0.0 | 0.0 | 0 | 0 | 0 | 0 | 0 | 0 | 0 | 0 | 0 | 0 | 0 | 0 | 0 | 0 | 0 | 0 | 0 | 0 | 0 | L | 13-31 |
| 10/04 | at Bengals | P | 0 | 0 | 0 | 0.0 | 0.0 | 0 | 0 | 0 | 0 | 0 | 0 | 0 | 0 | 0 | 0 | 0 | 0 | 0 | 0 | 0 | 0 | 0 | 0 | 0 | L | 25-33 |
| 10/11 | at Texans | P | 7 | 7 | 0 | 0.0 | 0.0 | 0 | 0 | 0 | 0 | 0 | 0 | 0 | 0 | 0 | 0 | 0 | 0 | 0 | 0 | 0 | 0 | 0 | 0 | 0 | L | 14-30 |
| 10/18 | Lions | P | 0 | 0 | 0 | 0.0 | 0.0 | 0 | 0 | 0 | 0 | 0 | 0 | 0 | 0 | 0 | 0 | 0 | 0 | 0 | 0 | 0 | 0 | 0 | 0 | 0 | L | 16-34 |
| 10/25 | at Chargers | P | 1 | 1 | 0 | 0.0 | 0.0 | 0 | 0 | 0 | 0 | 0 | 0 | 0 | 0 | 0 | 0 | 0 | 0 | 0 | 0 | 0 | 0 | 0 | 0 | 0 | L | 29-39 |
| 11/08 | Texans | P | 0 | 0 | 0 | 0.0 | 0.0 | 0 | 0 | 0 | 0 | 0 | 0 | 0 | 0 | 0 | 0 | 0 | 0 | 1 | 1 | 0 | 0 | 0 | 0 | 0 | L | 25-27 |
| 11/15 | at Packers | S | 7 | 5 | 2 | 0.0 | 0.0 | 0 | 0 | 0 | 0 | 0 | 0 | 0 | 0 | 0 | 0 | 0 | 0 | 0 | 0 | 0 | 0 | 0 | 0 | 0 | L | 20-24 |
| 11/22 | Steelers | S | 0 | 0 | 0 | 0.0 | 0.0 | 0 | 0 | 0 | 0 | 1 | 53 | 53 | 0 | 2 | 0 | 0 | 0 | 0 | 0 | 0 | 0 | 0 | 0 | 0 | L | 3-27 |
| 11/29 | Browns | | | | | | | | | | | | | | | | | | | | | | | | | L | 25-27 | |
| 12/06 | at Vikings | | | | | | | | | | | | | | | | | | | | | | | | | L | 24-27+ | |
| 12/13 | Titans | | | | | | | | | | | | | | | | | | | | | | | | | L | 10-31 | |
| 12/20 | at Ravens | | | | | | | | | | | | | | | | | | | | | | | | | L | 14-40 | |
| 12/27 | Bears | | | | | | | | | | | | | | | | | | | | | | | | | L | 17-41 | |
| 01/03 | at Colts | | | | | | | | | | | | | | | | | | | | | | | | | L | 14-28 | |
| 2020 TOTALS | | | 10-2 | 15 | 13 | 2 | 0.0 | 0.0 | 0 | 0 | 0 | 1 | 53 | 53 | 0 | 2 | 0 | 0 | 0 | 0 | 3 | 3 | 0 | 0 | 0 | 0 | 0 | 1-15 |

+ - Overtime





JAY TUFELE | 97



POSITION: DEFENSIVE TACKLE
HT: 6-3 | **WT:** 310 | **DOB:** 7-25-1999
COLLEGE: SOUTHERN CALIFORNIA
HOMETOWN: SALT LAKE CITY, UTAH
ACQ: D4-'21
EXP: R



@tufele123



@jay_tufele

KEY TRANSACTIONS

- Originally drafted by Jacksonville in the fourth round (106th overall) in the 2021 draft

PRO

2021 (Jaguars)

- 9/26 vs. ARI: Inactive
- 9/19 vs. DEN: Inactive
- 9/12 at HOU: Inactive

COLLEGE

- Appeared in 25 games with 18 career starts and posted 65 tackles, including 11 tackles for a loss
- In 2019, he earned All-Pac-12 First Team honors and won USC Defensive Lineman of the Year for the second consecutive season when he recorded 42 tackles, including 6.5 tackles for loss
- In 2018, he appeared in 12 games and made 23 tackles and was named to Phil Steele's All-Pac-12 Second Team
- Redshirted in 2017

PERSONAL

- Made 2016 Prep Star All-American Dream Team, Tacoma News Tribune Western 100 and Orange County Register Fab 15 First Team as a senior defensive tackle at Bingham High in South Jordan, Utah
- As a junior in 2015, he was Salt Lake Tribune MVP while making 57 tackles and 10.5 sacks
- Also played rugby in high school
- Majored in sociology at USC

JAY TUFELE'S NFL REGULAR SEASON DEFENSIVE STATISTICS

| DATE | TEAM | GP | TACKLES | | | | | | | INTERCEPTIONS | | | | | | | O. FUMB | | | | | ST | | | | | MISC | |
|-------------------|---------|----------|----------|----------|----------|----------|----------|----------|------------|---------------|----------|----------|----------|----------|----------|----------|----------|----------|----------|----------|----------|----------|----------|----------|----------|----------|------|--|
| | | | GS | TK | S | A | TFL | YDS | SK | YDS | QBH | NO | YDS | LG | TD | PD | FF | FR | TD | YDS | TK | S | A | FF | FR | S | A | |
| 2021 | Jaguars | 0 | 0 | 0 | 0 | 0 | 0 | 0 | 0.0 | 0.0 | 0 | 0 | 0 | 0 | 0 | 0 | 0 | 0 | 0 | 0 | 0 | 0 | 0 | 0 | 0 | 0 | 0 | |
| NFL TOTALS | | 0 | 0 | 0 | 0 | 0 | 0 | 0 | 0.0 | 0.0 | 0 | 0 | 0 | 0 | 0 | 0 | 0 | 0 | 0 | 0 | 0 | 0 | 0 | 0 | 0 | 0 | | |

2021 GAME-BY-GAME REGULAR-SEASON STATISTICS (JAGUARS)

| DATE | OPPONENT | P/S | TACKLES | | | | | | | INTERCEPTIONS | | | | | | | O. FUMB | | | | | ST | | | | | MISC | |
|--------------------|-----------|-----|----------|----------|----------|------------|------------|----------|----------|---------------|----------|----------|----------|----------|----------|----------|----------|----------|----------|----------|----------|----------|----------|----------|----------|----------|----------|------------|
| | | | TK | S | A | SK | YDS | TFL | YDS | QBH | NO | YDS | LG | TD | PD | FF | FR | TD | YDS | TK | S | A | FF | FR | S | A | W/L | SCORE |
| 09/12 | at Texans | | | | | | | | | | | | | | | | | | | | | | | | | | L | 21-37 |
| 09/19 | Broncos | | | | | | | | | | | | | | | | | | | | | | | | | | L | 13-23 |
| 09/26 | Cardinals | | | | | | | | | | | | | | | | | | | | | | | | | | L | 19-31 |
| 2021 TOTALS | | | 0 | 0 | 0 | 0.0 | 0.0 | 0 | 0 | 0 | 0 | 0 | 0 | 0 | 0 | 0 | 0 | 0 | 0 | 0 | 0 | 0 | 0 | 0 | 0 | 0 | 0 | 0-3 |





JIHAD WARD | 6



POSITION: DEFENSIVE LINEMAN

HT: 6-5 | **WT:** 290 | **DOB:** 5-11-1994

COLLEGE: ILLINOIS

HOMETOWN: PHILADELPHIA, PA.

ACQ: UFA (BAL)-'21

EXP: 6th YEAR



@JIHADWARD17



@haddy

KEY TRANSACTIONS

- Originally selected by Las Vegas in the second round (44th overall) of the 2016 Draft
- Acquired by the Cowboys in a trade with Oakland on 4/28/18 in exchange for WR Ryan Switzer
- Signed to Indianapolis' practice squad on 9/3/18... Activated to the Colts' 53-man roster on 9/13/18
- Signed by the Ravens on 10/7/19... Re-signed as an unrestricted free agent with the Ravens on 3/21/20
- Signed by Jacksonville as an unrestricted free agent on 3/17/21

PRO

2021 (Jaguars)

- **9/26 vs. ARI:** Saw action on defense and recorded two total tackles (one solo), one tackle for loss and one QB hit
- **9/19 vs. DEN:** Saw action on defense and recorded two total tackles and one QB hit
- **9/12 at HOU:** Saw action on defense and special teams... Played the most snaps of any player that did not start on defense (43 plays)... Recorded four total tackles (two solo) and one QB hit

2020 (Ravens)

- Appeared in 10 games, totaling 16 tackles, a career-high-tying 3.0 sacks (2018) and eight quarterback hits... Helped Baltimore's defense rank No. 2 in both points allowed (18.9) and third-down efficiency (34.0%)... Also matched his career high with four tackles for loss and two passes defended
- **12/27 vs. NYG:** Tallied Baltimore's first sack of the game and two QBHs in the 27-13 win... With his third sack of the season, Ward matched his single-season career high set in 2018
- **1/10 at TEN:** Posted three tackles, including one tackle for loss in the 20-13 Wild Card Playoff win

2019 (Ravens & Colts)

- Spent Weeks 1-4 with the Indianapolis Colts, appearing in three games and recorded one pass defended
- After signing to the Ravens' 53-man roster in Week 6, recorded seven tackles, one sack and two fumble recoveries in 11 games, helping Baltimore's defense rank No. 3 in points (17.6) and No. 4 in yards (300.6) allowed per game... Played in 11 games with the Ravens
- **12/8 at BUF:** Recovered a fumble forced by OLB Matthew Judon that later led to a field goal, helping the Ravens clinch their second-consecutive playoff berth in the 24-17 victory

2018 (Colts)

- Finished with four tackles (all solo) and a career-high three sacks and three tackles for loss in six games before being placed on injured reserve with an ankle injury
- Was promoted to the Colts' 53-man roster on 9/13 after a short stint on the practice squad
- **9/16 at WAS:** Recorded 1.0 sack, one tackle for loss and tied a career high with three quarterback hits in his first game action of the 2018 campaign

2017 (Raiders)

- Finished with two tackles (one solo), 1.0 sack, one tackle for loss, and one quarterback hit in his second NFL season
- **12/24 at PHI:** Took down QB Nick Foles for a 9-yard loss, marking his first-career sack

2016 (Raiders)

- Totaled a career-high 30 tackles (14 solo), one fumble recovery and 10 QBHs in his rookie campaign... Played both defensive end and defensive tackle and was one of three Raiders rookies to play in all 16 games
- **9/11 at NO:** Debuted as Oakland's only rookie starter in Week 1 and tallied three tackles... Added one fumble recovery following a LB Bruce Irvin sack-fumble of QB Drew Brees on the opening series of the game
- **12/8 at KC:** Set a new career high with seven tackles (five solo)

COLLEGE

- Played two years at Illinois after transferring from Globe Institute of Technology (New York, N.Y.)... Totaled 104 tackles, 4.5 sacks, three forced fumbles, five fumble recoveries and three passes defended in 25 games
- Started all 12 games on the defensive line as a senior, playing both defensive end and defensive tackle... Totaled 53 tackles, 1.5 sacks, one forced fumble, one fumble recovery, and two passes defended... Earned All-Big Ten honorable mention
- As a junior, started all 13 games at DE... Totaled 51 tackles, 3.0 sacks, two forced fumbles, four fumble recoveries and one PD on the season... His four fumble recoveries ranked second in FBS and led the Big Ten... Named an All-Big Ten honorable mention honoree... Voted Illinois' Defensive Newcomer of the Year
- Played two seasons at Globe Institute of Technology, totaling 81 tackles and 10.0 sacks
- Appeared in seven games in 2013 at Globe Tech, racking up 26 tackles, 2.0 sacks and three tackles for loss

PERSONAL

- Interested in becoming a defensive line coach and investing in real estate after his playing career... Wants to purchase apartment buildings to rent to students on university campuses
- Earned All-City honors in Philadelphia in each of his final two prep seasons (2010-11)... Also played wide receiver in high school
- Majored in sport management at Illinois
- Attended Edward W. Bok Technical (Philadelphia, Pa) HS
- Began his high school career as a wide receiver and safety before eventually settling in at defensive end... Was named first-team All-City in 2011 and second-team All-City in 2010



- Played in Philadelphia Eagles Public vs. Non-Public City All-Star game at Lincoln Financial Field in spring 2012

JIHAD WARD'S NFL REGULAR SEASON DEFENSIVE STATISTICS

| DATE | TEAM | GP | TACKLES | | | | | | | | INTERCEPTIONS | | | | | | O. FUMB | | | | ST | | | | MISC | | |
|--------------------------------------|---------|-----------|-----------|-----------|-----------|-----------|-----------|-----------|------------|-------------|---------------|----------|----------|----------|----------|----------|----------|----------|----------|----------|----------|----------|----------|----------|----------|----------|---|
| | | | GS | TK | S | A | TFL | YDS | SK | YDS | QBH | NO | YDS | LG | TD | PD | FF | FR | TD | YDS | TK | S | A | FF | FR | S | A |
| 2016 | Raiders | 16 | 13 | 30 | 16 | 14 | 0 | 0 | 0.0 | 0.0 | 10 | 0 | 0 | 0 | 0 | 0 | 1 | 0 | 0 | 0 | 0 | 0 | 0 | 0 | 0 | 0 | 0 |
| 2017 | Raiders | 5 | 1 | 2 | 1 | 1 | 1 | 9 | 1.0 | 9.0 | 1 | 0 | 0 | 0 | 0 | 0 | 0 | 0 | 0 | 0 | 0 | 0 | 0 | 0 | 0 | 0 | |
| 2018 | Colts | 6 | 0 | 4 | 4 | 0 | 3 | 12 | 3.0 | 12.0 | 6 | 0 | 0 | 0 | 0 | 0 | 0 | 0 | 0 | 0 | 0 | 0 | 0 | 0 | 0 | 0 | |
| 2019 | Colts | 3 | 0 | 0 | 0 | 0 | 0 | 0 | 0.0 | 0.0 | 1 | 0 | 0 | 0 | 0 | 1 | 0 | 0 | 0 | 0 | 0 | 0 | 0 | 0 | 0 | 0 | |
| Went from Indianapolis to Baltimore. | | | | | | | | | | | | | | | | | | | | | | | | | | | |
| 2019 | Ravens | 11 | 0 | 7 | 3 | 4 | 1 | 8 | 1.0 | 8.0 | 4 | 0 | 0 | 0 | 0 | 0 | 2 | 0 | 2 | 0 | 0 | 0 | 0 | 0 | 0 | 0 | |
| 2019 | TOTAL | 14 | 0 | 7 | 3 | 4 | 1 | 8 | 1.0 | 8.0 | 5 | 0 | 0 | 0 | 0 | 1 | 0 | 2 | 0 | 2 | 0 | 0 | 0 | 0 | 0 | 0 | |
| 2020 | Ravens | 10 | 0 | 16 | 7 | 9 | 4 | 27 | 3.0 | 23.0 | 8 | 0 | 0 | 0 | 2 | 0 | 0 | 0 | 0 | 0 | 0 | 0 | 0 | 0 | 0 | 0 | |
| 2021 | Jaguars | 3 | 0 | 8 | 3 | 5 | 1 | 2 | 0.0 | 0.0 | 3 | 0 | 0 | 0 | 0 | 0 | 0 | 0 | 0 | 0 | 0 | 0 | 0 | 0 | 0 | 0 | |
| NFL TOTALS | | 54 | 14 | 67 | 34 | 33 | 10 | 58 | 8.0 | 52.0 | 33 | 0 | 0 | 0 | 0 | 3 | 0 | 3 | 0 | 2 | 0 | 0 | 0 | 0 | 0 | 0 | |

JIHAD WARD'S NFL POSTSEASON DEFENSIVE STATISTICS

| DATE | TEAM | GP | TACKLES | | | | | | | | INTERCEPTIONS | | | | | | O. FUMB | | | | ST | | | | MISC | |
|-------------------|---------|----------|----------|----------|----------|----------|----------|-----------|------------|------------|---------------|----------|----------|----------|----------|----------|----------|----------|----------|----------|----------|----------|----------|----------|----------|----------|
| | | | GS | TK | S | A | TFL | YDS | SK | YDS | QBH | NO | YDS | LG | TD | PD | FF | FR | TD | YDS | TK | S | A | FF | FR | S |
| 2016 | Raiders | 0 | 0 | 0 | 0 | 0 | 0 | 0 | 0.0 | 0.0 | 0 | 0 | 0 | 0 | 0 | 0 | 0 | 0 | 0 | 0 | 0 | 0 | 0 | 0 | 0 | 0 |
| 2018 | Colts | 0 | 0 | 0 | 0 | 0 | 0 | 0 | 0.0 | 0.0 | 0 | 0 | 0 | 0 | 0 | 0 | 0 | 0 | 0 | 0 | 0 | 0 | 0 | 0 | 0 | 0 |
| 2019 | Ravens | 1 | 0 | 2 | 2 | 0 | 0 | 0 | 0.0 | 0.0 | 2 | 0 | 0 | 0 | 0 | 0 | 0 | 0 | 0 | 0 | 0 | 0 | 0 | 0 | 0 | 0 |
| 2020 | Ravens | 2 | 0 | 3 | 3 | 0 | 1 | 10 | 0.0 | 0.0 | 0 | 0 | 0 | 0 | 0 | 0 | 0 | 0 | 0 | 0 | 0 | 0 | 0 | 0 | 0 | 0 |
| NFL TOTALS | | 3 | 0 | 5 | 5 | 0 | 1 | 10 | 0.0 | 0.0 | 2 | 0 | 0 | 0 | 0 | 0 | 0 | 0 | 0 | 0 | 0 | 0 | 0 | 0 | 0 | 0 |

SINGLE-GAME HIGHS: DEFENSIVE

| | | | |
|------------------------|--|---|--|
| Total Tackles | 7 at Kansas City Chiefs, Dec 08, 2016 6 vs. Cleveland Browns, Sep 13, 2020 | Fumble Recoveries | 1 vs. New York Jets, Dec 12, 2019 1 at Buffalo Bills, Dec 08, 2019 ...1 more at 1. |
| Sacks | 1.0 vs. New York Giants, Dec 27, 2020 1.0 vs. Dallas Cowboys, Dec 08, 2020 ...6 more at 1.0. | Tackles For Loss | 1 vs. New York Giants, Dec 27, 2020 1 vs. Dallas Cowboys, Dec 08, 2020 ...7 more at 1. |
| Passes Defensed | 1 at Cincinnati Bengals, Jan 03, 2021 1 at Cleveland Browns, Dec 14, 2020 ...1 more at 1. | Longest Opponent's Fumble Return | 2 at Buffalo Bills, Dec 08, 2019 |

SINGLE-GAME HIGHS - POSTSEASON: DEFENSIVE

| | | | |
|----------------------|---|-------------------------|-------------------------------------|
| Total Tackles | 3 at Tennessee Titans, Jan 10, 2021 2 vs. Tennessee Titans, Jan 11, 2020 | Tackles For Loss | 1 at Tennessee Titans, Jan 10, 2021 |
|----------------------|---|-------------------------|-------------------------------------|

2021 GAME-BY-GAME REGULAR-SEASON STATISTICS (JAGUARS)

| DATE | OPPONENT | P/S | TACKLES | | | | | | | | INTERCEPTIONS | | | | | | O. FUMB | | | | ST | | | | MISC | | | |
|--------------------|-----------|------------|----------|----------|----------|------------|------------|----------|----------|----------|---------------|----------|----------|----------|----------|----------|----------|----------|----------|----------|----------|----------|----------|----------|----------|----------|------------|-------|
| | | | TK | S | A | SK | YDS | TFL | YDS | QBH | NO | YDS | LG | TD | PD | FF | FR | TD | YDS | TK | S | A | FF | FR | S | A | W/L | SCORE |
| 09/12 | at Texans | P | 4 | 2 | 2 | 0.0 | 0.0 | 0 | 0 | 1 | 0 | 0 | 0 | 0 | 0 | 0 | 0 | 0 | 0 | 0 | 0 | 0 | 0 | 0 | 0 | 0 | L | 21-37 |
| 09/19 | Broncos | P | 2 | 0 | 2 | 0.0 | 0.0 | 0 | 0 | 1 | 0 | 0 | 0 | 0 | 0 | 0 | 0 | 0 | 0 | 0 | 0 | 0 | 0 | 0 | 0 | L | 13-23 | |
| 09/26 | Cardinals | P | 2 | 1 | 1 | 0.0 | 0.0 | 1 | 2 | 1 | 0 | 0 | 0 | 0 | 0 | 0 | 0 | 0 | 0 | 0 | 0 | 0 | 0 | 0 | 0 | L | 19-31 | |
| 2021 TOTALS | | 3-0 | 8 | 3 | 5 | 0.0 | 0.0 | 1 | 2 | 3 | 0 | 0 | 0 | 0 | 0 | 0 | 0 | 0 | 0 | 0 | 0 | 0 | 0 | 0 | 0 | 0 | 0-3 | |

2020 GAME-BY-GAME REGULAR-SEASON STATISTICS (RAVENS)

| DATE | OPPONENT | P/S | TACKLES | | | | | | | | INTERCEPTIONS | | | | | | O. FUMB | | | | ST | | | | MISC | | | |
|--------------------|---------------|-------------|------------------|----------|----------|------------|-------------|----------|-----------|----------|---------------|----------|----------|----------|----------|----------|----------|----------|----------|----------|----------|----------|----------|----------|----------|-------------|-------|--------|
| | | | TK | S | A | SK | YDS | TFL | YDS | QBH | NO | YDS | LG | TD | PD | FF | FR | TD | YDS | TK | S | A | FF | FR | S | A | W/L | SCORE |
| 09/13 | Browns | P | 6 | 1 | 5 | 0.0 | 0.0 | 0 | 0 | 0 | 0 | 0 | 0 | 0 | 0 | 0 | 0 | 0 | 0 | 0 | 0 | 0 | 0 | 0 | 0 | W | 38-6 | |
| 09/20 | at Texans | P | 2 | 0 | 2 | 0.0 | 0.0 | 0 | 0 | 0 | 0 | 0 | 0 | 0 | 0 | 0 | 0 | 0 | 0 | 0 | 0 | 0 | 0 | 0 | 0 | W | 33-16 | |
| 09/28 | Chiefs | P | 2 | 2 | 0 | 0.0 | 0.0 | 1 | 4 | 0 | 0 | 0 | 0 | 0 | 0 | 0 | 0 | 0 | 0 | 0 | 0 | 0 | 0 | 0 | 0 | L | 20-34 | |
| 10/04 | at Washington | P | 0 | 0 | 0 | 0.0 | 0.0 | 0 | 0 | 0 | 0 | 0 | 0 | 0 | 0 | 0 | 0 | 0 | 0 | 0 | 0 | 0 | 0 | 0 | 0 | W | 31-17 | |
| 10/11 | Bengals | P | 0 | 0 | 0 | 0.0 | 0.0 | 0 | 0 | 1 | 0 | 0 | 0 | 0 | 0 | 0 | 0 | 0 | 0 | 0 | 0 | 0 | 0 | 0 | 0 | W | 27-3 | |
| 10/18 | at Eagles | P | 2 | 1 | 1 | 1.0 | 7.0 | 1 | 7 | 1 | 0 | 0 | 0 | 0 | 0 | 0 | 0 | 0 | 0 | 0 | 0 | 0 | 0 | 0 | 0 | W | 30-28 | |
| 11/01 | Steelers | | ON INACTIVE LIST | | | | | | | | | | | | | | | | | | | | | | | | L | 24-28 |
| 11/08 | at Colts | | ON INACTIVE LIST | | | | | | | | | | | | | | | | | | | | | | | | W | 24-10 |
| 11/15 | at Patriots | | ON INACTIVE LIST | | | | | | | | | | | | | | | | | | | | | | | | L | 17-23 |
| 11/22 | Titans | | ON INACTIVE LIST | | | | | | | | | | | | | | | | | | | | | | | | L | 24-30+ |
| 12/02 | at Steelers | | RESERVE/COVID-19 | | | | | | | | | | | | | | | | | | | | | | | | L | 14-19 |
| 12/08 | Cowboys | P | 1 | 1 | 0 | 1.0 | 8.0 | 1 | 8 | 4 | 0 | 0 | 0 | 0 | 0 | 0 | 0 | 0 | 0 | 0 | 0 | 0 | 0 | 0 | 0 | W | 34-17 | |
| 12/14 | at Browns | P | 1 | 0 | 1 | 0.0 | 0.0 | 0 | 0 | 0 | 0 | 0 | 0 | 1 | 0 | 0 | 0 | 0 | 0 | 0 | 0 | 0 | 0 | 0 | 0 | W | 47-42 | |
| 12/20 | Jaguars | | ON INACTIVE LIST | | | | | | | | | | | | | | | | | | | | | | | | W | 40-14 |
| 12/27 | Giants | P | 1 | 1 | 0 | 1.0 | 8.0 | 1 | 8 | 2 | 0 | 0 | 0 | 0 | 0 | 0 | 0 | 0 | 0 | 0 | 0 | 0 | 0 | 0 | 0 | W | 27-13 | |
| 01/03 | at Bengals | P | 1 | 1 | 0 | 0.0 | 0.0 | 0 | 0 | 0 | 0 | 0 | 0 | 1 | 0 | 0 | 0 | 0 | 0 | 0 | 0 | 0 | 0 | 0 | 0 | W | 38-3 | |
| 2020 TOTALS | | 10-0 | 16 | 7 | 9 | 3.0 | 23.0 | 4 | 27 | 8 | 0 | 0 | 0 | 2 | 0 | 0 | 0 | 0 | 0 | 0 | 0 | 0 | 0 | 0 | 0 | 11-5 | | |

+ - Overtime



2020 GAME-BY-GAME POSTSEASON STATISTICS (RAVENS)

| DATE | OPPONENT | P/S | TACKLES | | | | | | | INTERCEPTIONS | | | | | O. FUMB | | | | ST | | | | MISC | | | SCORE | | |
|--------------------|-----------|------------|----------|----------|----------|------------|------------|----------|-----------|---------------|----------|----------|----------|----------|----------|----------|----------|----------|----------|----------|----------|----------|----------|----------|----------|------------|------|-------|
| | | | TK | S | A | SK | YDS | TFL | YDS | QBH | NO | YDS | LG | TD | PD | FF | FR | TD | YDS | TK | S | A | FF | FR | S | | A | W/L |
| 01/10 | at Titans | P | 3 | 3 | 0 | 0.0 | 0.0 | 1 | 10 | 0 | 0 | 0 | 0 | 0 | 0 | 0 | 0 | 0 | 0 | 0 | 0 | 0 | 0 | 0 | 0 | 0 | W | 20-13 |
| 01/16 | at Bills | P | 0 | 0 | 0 | 0.0 | 0.0 | 0 | 0 | 0 | 0 | 0 | 0 | 0 | 0 | 0 | 0 | 0 | 0 | 0 | 0 | 0 | 0 | 0 | 0 | L | 3-17 | |
| 2020 TOTALS | | 2-0 | 3 | 3 | 0 | 0.0 | 0.0 | 1 | 10 | 0 | 0 | 0 | 0 | 0 | 0 | 0 | 0 | 0 | 0 | 0 | 0 | 0 | 0 | 0 | 0 | 1-1 | | |






DAMIEN WILSON | 54



POSITION: LINEBACKER
HT: 6-0 | **WT:** 260 | **DOB:** 5-28-1993
COLLEGE: MINNESOTA
HOMETOWN: GLOSTER, MISS.
ACQ: UFA (K.C.)-'21
EXP: 7th YEAR

 @dwilson_6

 @d_will6

KEY TRANSACTIONS

- Originally selected by Dallas in the fourth round (127th overall) in the 2015 Draft
- Signed by Kansas City on 3/14/19
- Signed by Jacksonville as an unrestricted free agent on 4/2/21

PRO

2021 (Jaguars)

- **9/26 vs. ARI:** Started at linebacker and recorded nine total tackles (six solo)
- **9/19 vs. DEN:** Started at linebacker and tallied five total tackles (two solo)
- **9/12 at HOU:** Started at linebacker and recorded seven total tackles (one solo) in Jaguars debut

2020 (Chiefs)

- Made 13 starts at linebacker... Finished the season with 70 total tackles (43 solo), three tackles for loss, one passes defended and one forced fumble... Added three special teams tackles

2019 (Chiefs)

- Started all 16 games and all three post season contests... Amassed a career-high 85 total tackles (53 solo), three tackles for loss, 1.5 sacks, four quarterback hits
- Won Super Bowl LIV... Finished the game with four total tackles
- **10/6 at IND:** Had a career high 12 total tackles

2018 (Cowboys)

- Played in all 16 games making seven starts... Totaled 36 tackles (23 solo), three tackles for loss, one sack and one forced fumble... Added six special teams tackles

2017 (Cowboys)

- Saw action in all 16 games with nine starts... Had 39 total tackles (26 solo) one sack, four quarterback hits and one pass defended... Also had six special teams tackles

2016 (Cowboys)

- Appeared in 16 games with six starts... Finished with 30 tackles (23 solo), four tackles for loss, two quarterback hits and one pass defended... Added four special teams tackles

2015 (Cowboys)

- In his rookie season, saw action in all 16 contests... Totaled seven tackles (four solo), one tackle for loss and eight special teams tackles
- **9/13 vs. NYG:** Made NFL debut on special teams

COLLEGE

- Appeared in 26 games (24 starts) at Minnesota in two seasons (2013-14)
- As a senior he led the team with 119 tackles, the most tackles by a Gopher since Kim Royston made 123 in 2011, a team-high 10.5 tackles for loss and tied for the team-lead with 4.0 sacks... Also recorded one interception, four pass breakups, one forced fumble and two fumble recoveries
- Named to the media's All-Big Ten First Team, the coaches' All-Big Ten Second-Team and received the team's Carl Eller Award (outstanding defensive player) and Linebacker of the Year honors as a senior
- In his first season at Minnesota, he was second on the team with 78 tackles and recorded 5.5 tackles for loss and 1.0 sack
- Transferred to Jones County Junior College as a sophomore and led the Mississippi Association of Community & Junior Colleges (MACJC), and was fourth in the nation, with a team-high 122 tackles (76 solo) at linebacker while starting all nine games. Also posted six tackles for loss, 2.0 sacks and two pass breakups
- As a true freshman at Alcorn State, tallied a team-best 69 tackles, 16 tackles for loss and 6.5 sacks while starting nine-of-10 games at defensive end

PERSONAL

- Attended Amite County High School in Liberty, Miss.
- Majored in business and marketing education at Minnesota



DAMIEN WILSON'S NFL REGULAR SEASON DEFENSIVE STATISTICS

| DATE | TEAM | GP | TACKLES | | | | | | | | | INTERCEPTIONS | | | | | O. FUMB | | | | ST | | | | MISC | | |
|-------------------|---------|-----------|-----------|------------|------------|------------|-----------|-----------|------------|-------------|-----------|---------------|----------|----------|----------|----------|----------|----------|----------|-----------|-----------|----------|----------|----------|----------|----------|---|
| | | | GS | TK | S | A | TFL | YDS | SK | YDS | QBH | NO | YDS | LG | TD | PD | FF | FR | TD | YDS | TK | S | A | FF | FR | S | A |
| 2015 | Cowboys | 16 | 0 | 7 | 4 | 3 | 1 | 1 | 0.0 | 0.0 | 0 | 0 | 0 | 0 | 0 | 0 | 0 | 0 | 0 | 0 | 8 | 6 | 2 | 0 | 0 | 0 | 0 |
| 2016 | Cowboys | 16 | 6 | 30 | 23 | 7 | 4 | 10 | 0.5 | 4.0 | 2 | 0 | 0 | 0 | 1 | 0 | 0 | 0 | 0 | 4 | 4 | 0 | 0 | 0 | 0 | 0 | |
| 2017 | Cowboys | 16 | 9 | 39 | 26 | 13 | 0 | 0 | 1.0 | 1.0 | 4 | 0 | 0 | 0 | 1 | 0 | 0 | 0 | 0 | 6 | 6 | 0 | 1 | 0 | 0 | 0 | |
| 2018 | Cowboys | 16 | 7 | 36 | 23 | 13 | 3 | 8 | 1.0 | 8.0 | 5 | 0 | 0 | 0 | 0 | 1 | 0 | 0 | 0 | 6 | 3 | 3 | 0 | 0 | 0 | 0 | |
| 2019 | Chiefs | 16 | 16 | 81 | 52 | 29 | 3 | 12 | 1.5 | 9.5 | 4 | 0 | 0 | 0 | 1 | 1 | 0 | 0 | 0 | 0 | 0 | 0 | 0 | 0 | 0 | 0 | |
| 2020 | Chiefs | 13 | 13 | 70 | 43 | 27 | 3 | 4 | 0.0 | 0.0 | 0 | 0 | 0 | 0 | 1 | 1 | 0 | 0 | 0 | 3 | 3 | 0 | 0 | 0 | 0 | 0 | |
| 2021 | Jaguars | 3 | 3 | 21 | 9 | 12 | 0 | 0 | 0.0 | 0.0 | 0 | 0 | 0 | 0 | 0 | 0 | 0 | 0 | 0 | 1 | 1 | 0 | 0 | 0 | 0 | 0 | |
| NFL TOTALS | | 96 | 54 | 284 | 180 | 104 | 14 | 35 | 4.0 | 22.5 | 15 | 0 | 0 | 0 | 4 | 3 | 0 | 0 | 0 | 28 | 23 | 5 | 1 | 0 | 0 | 0 | |

DAMIEN WILSON'S NFL POSTSEASON DEFENSIVE STATISTICS

| DATE | TEAM | GP | TACKLES | | | | | | | | | INTERCEPTIONS | | | | | O. FUMB | | | | ST | | | | MISC | | |
|-------------------|---------|----------|----------|-----------|-----------|-----------|----------|----------|------------|------------|----------|---------------|----------|----------|----------|----------|----------|----------|----------|----------|----------|----------|----------|----------|----------|----------|----------|
| | | | GS | TK | S | A | TFL | YDS | SK | YDS | QBH | NO | YDS | LG | TD | PD | FF | FR | TD | YDS | TK | S | A | FF | FR | S | A |
| 2016 | Cowboys | 1 | 0 | 1 | 1 | 0 | 0 | 0 | 0.0 | 0.0 | 0 | 0 | 0 | 0 | 0 | 0 | 0 | 0 | 0 | 0 | 0 | 0 | 0 | 0 | 0 | 0 | 0 |
| 2018 | Cowboys | 2 | 0 | 2 | 0 | 2 | 0 | 0 | 0.0 | 0.0 | 0 | 0 | 0 | 0 | 0 | 0 | 0 | 0 | 0 | 0 | 0 | 0 | 0 | 0 | 0 | 0 | 0 |
| 2019 | Chiefs | 3 | 3 | 19 | 13 | 6 | 1 | 2 | 0.0 | 0.0 | 0 | 0 | 0 | 0 | 0 | 0 | 0 | 0 | 0 | 0 | 0 | 0 | 0 | 0 | 0 | 0 | 0 |
| 2020 | Chiefs | 3 | 3 | 14 | 9 | 5 | 1 | 3 | 0.0 | 0.0 | 0 | 0 | 0 | 0 | 1 | 0 | 0 | 0 | 0 | 0 | 0 | 0 | 0 | 0 | 0 | 0 | 0 |
| NFL TOTALS | | 9 | 6 | 36 | 23 | 13 | 2 | 5 | 0.0 | 0.0 | 0 | 0 | 0 | 0 | 1 | 0 | 0 | 0 | 0 | 0 | 0 | 0 | 0 | 0 | 0 | 0 | 0 |

SINGLE-GAME HIGHS: DEFENSIVE

Total Tackles 12 vs. Indianapolis Colts, Oct 06, 2019
11 at Los Angeles Chargers, Sep 20, 2020

Sacks 1.0 vs. Green Bay Packers, Oct 27, 2019
1.0 vs. New York Giants, Sep 16, 2018
...1 more at 1.0.

Passes Defensed 1 at Baltimore Ravens, Sep 28, 2020
1 at Oakland Raiders, Sep 15, 2019
...2 more at 1.

Forced Fumbles 1 at Baltimore Ravens, Sep 28, 2020
1 at Jacksonville Jaguars, Sep 08, 2019
...1 more at 1.

Tackles For Loss 3 at Philadelphia Eagles, Jan 01, 2017
1 vs. Los Angeles Chargers, Jan 03, 2021
...10 more at 1.

Safeties 1 at Philadelphia Eagles, Nov 11, 2018

Special Teams Tackles 2 at Oakland Raiders, Dec 17, 2017
2 at San Francisco 49ers, Oct 22, 2017
...2 more at 2.

Special Teams Forced Fumbles 1 at Oakland Raiders, Dec 17, 2017

SINGLE-GAME HIGHS - POSTSEASON: DEFENSIVE

Total Tackles 10 at Tampa Bay Buccaneers, Feb 07, 2021
8 vs. Houston Texans, Jan 12, 2020

Passes Defensed 1 vs. Cleveland Browns, Jan 17, 2021

Tackles For Loss 1 at Tampa Bay Buccaneers, Feb 07, 2021
1 vs. Tennessee Titans, Jan 19, 2020

2021 GAME-BY-GAME REGULAR-SEASON STATISTICS (JAGUARS)

| DATE | OPPONENT | P/S | TACKLES | | | | | | | | | INTERCEPTIONS | | | | | O. FUMB | | | | ST | | | | MISC | | | |
|--------------------|-----------|------------|-----------|----------|-----------|------------|------------|----------|----------|----------|----------|---------------|----------|----------|----------|----------|----------|----------|----------|----------|----------|----------|----------|----------|----------|----------|------------|-------|
| | | | TK | S | A | SK | YDS | TFL | YDS | QBH | NO | YDS | LG | TD | PD | FF | FR | TD | YDS | TK | S | A | FF | FR | S | A | W/L | SCORE |
| 09/12 | at Texans | S | 7 | 1 | 6 | 0.0 | 0.0 | 0 | 0 | 0 | 0 | 0 | 0 | 0 | 0 | 0 | 0 | 0 | 0 | 0 | 0 | 0 | 0 | 0 | 0 | 0 | L | 21-37 |
| 09/19 | Broncos | S | 5 | 2 | 3 | 0.0 | 0.0 | 0 | 0 | 0 | 0 | 0 | 0 | 0 | 0 | 0 | 0 | 0 | 0 | 1 | 1 | 0 | 0 | 0 | 0 | 0 | L | 13-23 |
| 09/26 | Cardinals | S | 9 | 6 | 3 | 0.0 | 0.0 | 0 | 0 | 0 | 0 | 0 | 0 | 0 | 0 | 0 | 0 | 0 | 0 | 0 | 0 | 0 | 0 | 0 | 0 | 0 | L | 19-31 |
| 2021 TOTALS | | 3-3 | 21 | 9 | 12 | 0.0 | 0.0 | 0 | 0 | 0 | 0 | 0 | 0 | 0 | 0 | 0 | 0 | 0 | 0 | 1 | 1 | 0 | 0 | 0 | 0 | 0 | 0-3 | |

2020 GAME-BY-GAME REGULAR-SEASON STATISTICS (CHIEFS)

| DATE | OPPONENT | P/S | TACKLES | | | | | | | | | INTERCEPTIONS | | | | | O. FUMB | | | | ST | | | | MISC | | | |
|--------------------|---------------|--------------|-----------|-----------|-----------|------------|------------|----------|----------|----------|----------|---------------|----------|----------|----------|----------|----------|----------|----------|----------|----------|----------|----------|----------|----------|----------|-------------|--------|
| | | | TK | S | A | SK | YDS | TFL | YDS | QBH | NO | YDS | LG | TD | PD | FF | FR | TD | YDS | TK | S | A | FF | FR | S | A | W/L | SCORE |
| 09/10 | Texans | S | 2 | 1 | 1 | 0.0 | 0.0 | 0 | 0 | 0 | 0 | 0 | 0 | 0 | 0 | 0 | 0 | 0 | 0 | 0 | 0 | 0 | 0 | 0 | 0 | 0 | W | 34-20 |
| 09/20 | at Chargers | S | 11 | 7 | 4 | 0.0 | 0.0 | 1 | 1 | 0 | 0 | 0 | 0 | 0 | 0 | 0 | 0 | 0 | 0 | 0 | 0 | 0 | 0 | 0 | 0 | 0 | W | 23-20+ |
| 09/28 | at Ravens | S | 4 | 2 | 2 | 0.0 | 0.0 | 0 | 0 | 0 | 0 | 0 | 0 | 0 | 1 | 1 | 0 | 0 | 0 | 0 | 0 | 0 | 0 | 0 | 0 | W | 34-20 | |
| 10/05 | Patriots | S | 3 | 2 | 1 | 0.0 | 0.0 | 0 | 0 | 0 | 0 | 0 | 0 | 0 | 0 | 0 | 0 | 0 | 0 | 1 | 1 | 0 | 0 | 0 | 0 | W | 26-10 | |
| 10/11 | Raiders | S | 9 | 3 | 6 | 0.0 | 0.0 | 1 | 1 | 0 | 0 | 0 | 0 | 0 | 0 | 0 | 0 | 0 | 0 | 0 | 0 | 0 | 0 | 0 | 0 | L | 32-40 | |
| 10/19 | at Bills | S | 6 | 5 | 1 | 0.0 | 0.0 | 0 | 0 | 0 | 0 | 0 | 0 | 0 | 0 | 0 | 0 | 0 | 0 | 1 | 1 | 0 | 0 | 0 | 0 | W | 26-17 | |
| 10/25 | at Broncos | S | 8 | 6 | 2 | 0.0 | 0.0 | 0 | 0 | 0 | 0 | 0 | 0 | 0 | 0 | 0 | 0 | 0 | 0 | 0 | 0 | 0 | 0 | 0 | 0 | W | 43-16 | |
| 11/01 | Jets | S | 7 | 6 | 1 | 0.0 | 0.0 | 0 | 0 | 0 | 0 | 0 | 0 | 0 | 0 | 0 | 0 | 0 | 0 | 0 | 0 | 0 | 0 | 0 | 0 | W | 35-9 | |
| 11/08 | Panthers | S | 2 | 2 | 0 | 0.0 | 0.0 | 0 | 0 | 0 | 0 | 0 | 0 | 0 | 0 | 0 | 0 | 0 | 0 | 0 | 0 | 0 | 0 | 0 | 0 | W | 33-31 | |
| 11/22 | at Raiders | S | 6 | 3 | 3 | 0.0 | 0.0 | 0 | 0 | 0 | 0 | 0 | 0 | 0 | 0 | 0 | 0 | 0 | 0 | 0 | 0 | 0 | 0 | 0 | 0 | W | 35-31 | |
| 11/29 | at Buccaneers | S | 2 | 0 | 2 | 0.0 | 0.0 | 0 | 0 | 0 | 0 | 0 | 0 | 0 | 0 | 0 | 0 | 0 | 0 | 1 | 1 | 0 | 0 | 0 | 0 | W | 27-24 | |
| 12/06 | Broncos | S | 5 | 2 | 3 | 0.0 | 0.0 | 0 | 0 | 0 | 0 | 0 | 0 | 0 | 0 | 0 | 0 | 0 | 0 | 0 | 0 | 0 | 0 | 0 | 0 | W | 22-16 | |
| 12/13 | at Dolphins | | | | | | | | | | | | | | | | | | | | | | | | | W | 33-27 | |
| 12/20 | at Saints | | | | | | | | | | | | | | | | | | | | | | | | | W | 32-29 | |
| 12/27 | Falcons | | | | | | | | | | | | | | | | | | | | | | | | | W | 17-14 | |
| 01/03 | Chargers | | | | | | | | | | | | | | | | | | | | | | | | | L | 21-38 | |
| 2020 TOTALS | | 12-12 | 65 | 39 | 26 | 0.0 | 0.0 | 2 | 2 | 0 | 0 | 0 | 0 | 0 | 1 | 1 | 0 | 0 | 0 | 3 | 3 | 0 | 0 | 0 | 0 | 0 | 14-2 | |

+ - Overtime



2020 GAME-BY-GAME POSTSEASON STATISTICS (CHIEFS)

| DATE | OPPONENT | P/S | TACKLES | | | | | | | INTERCEPTIONS | | | | | O. FUMB | | | | ST | | | | MISC | | SCORE | | | | |
|--------------------|---------------|------------|-----------|----------|----------|------------|------------|----------|----------|---------------|----------|----------|----------|----------|----------|----------|----------|----------|----------|----------|----------|----------|----------|----------|----------|----------|------------|-------|-------|
| | | | TK | S | A | SK | YDS | TFL | YDS | QBH | NO | YDS | LG | TD | PD | FF | FR | TD | YDS | TK | S | A | FF | FR | | S | A | W/L | |
| 01/17 | Browns | S | 4 | 3 | 1 | 0.0 | 0.0 | 0 | 0 | 0 | 0 | 0 | 0 | 0 | 0 | 0 | 0 | 0 | 0 | 0 | 0 | 0 | 0 | 0 | 0 | 0 | 0 | W | 22-17 |
| 01/24 | Bills | S | 0 | 0 | 0 | 0.0 | 0.0 | 0 | 0 | 0 | 0 | 0 | 0 | 0 | 0 | 0 | 0 | 0 | 0 | 0 | 0 | 0 | 0 | 0 | 0 | 0 | W | 38-24 | |
| 02/07 | at Buccaneers | S | 10 | 6 | 4 | 0.0 | 0.0 | 1 | 3 | 0 | 0 | 0 | 0 | 0 | 0 | 0 | 0 | 0 | 0 | 0 | 0 | 0 | 0 | 0 | 0 | 0 | L | 9-31 | |
| 2020 TOTALS | | 3-3 | 14 | 9 | 5 | 0.0 | 0.0 | 1 | 3 | 0 | 0 | 0 | 0 | 0 | 0 | 0 | 0 | 0 | 0 | 0 | 0 | 0 | 0 | 0 | 0 | 0 | 2-1 | | |





ANDREW WINGARD | 42



POSITION: SAFETY
HT: 6-0 | **WT:** 200 | **DOB:** 12-5-1996
COLLEGE: WYOMING
HOMETOWN: ARVADA, COLO.
ACQ: FA-'19
EXP: 3rd YEAR

@deweywingard

KEY TRANSACTIONS

- Originally signed by Jacksonville as an undrafted rookie on 5/10/19

PRO

2021 (Jaguars)

- 9/26 vs. ARi:** Started at safety and recorded seven total tackles (four solo), one interception and one pass defended... Recorded the third INT of his career when he intercepted QB Kyler Murray and returned it 22 yards in the third quarter
- 9/19 vs. DEN:** Started at safety and tallied a team-high eight tackles, including his second career sack
- 9/12 at HOU:** Started at safety and recorded five total tackles (four solo) and one special teams tackle

2020 (Jaguars)

- Saw action in 13 games, starting four... Tallied 42 tackles (30), five passes defended, two INTs and one fumble recovery... Also made eight stops on special teams
- 9/13 vs. IND:** Saw action at free safety, recording his first career INT in the fourth quarter, and on special teams, leading the team with two special teams stops
- 9/20 at TEN:** Started at free safety and posted a career-high nine tackles (seven solo)
- 11/29 vs. CLE:** Started at safety and tallied three tackles (one solo), one pass defended and his first-career fumble recovery, which he returned for 17 yards

2019 (Jaguars)

- Appeared in all 16 games, making two starts, while compiling 19 tackles (14 solo), 1.0 sack and one forced fumble... Led the team with 11 special teams tackles
- 9/8 vs. K.C.:** Made his NFL debut, seeing action at safety and on special teams and totaled one solo tackle and two special teams tackles
- 12/1 vs. T.B.:** Made his first career start at strong safety, recording six tackles (five solo), including a strip-sack, marking the first sack of his career

COLLEGE

- Finished second in Wyoming school history with 454 tackles while adding 18 passes defended, 10 INTs and five forced fumbles
- Recorded 87 tackles (46 solo), three passes defended and two INTs as a senior in 2018, earning First-Team All-Mountain West honors
- Named First-Team All-Mountain West as a junior in 2017 after totaling 114 tackles and a career-high five INTs
- Recorded 131 total tackles in 2016, which ranked fourth in the FBS and first in the Mountain West
- Played in all 12 games (11 starts) as a freshman in 2015 and registered 122 total tackles
- His 6.9 solo tackles per game ranked No. 1 in the Mountain West and No. 4 in the NCAA

PERSONAL

- Attended Ralston Valley (Arvada, Colo.) High School and rushed for 1,653 yards on 190 carries in his senior season
- Earned first-team all-state honors after totaling 2,702 all-purpose yards
- Father, Dan, was a punter at the University of Nebraska
- Avid skier and golfer

ANDREW WINGARD'S NFL REGULAR SEASON DEFENSIVE STATISTICS

| DATE | TEAM | GP | TACKLES | | | | | | | INTERCEPTIONS | | | | | O. FUMB | | | | ST | | | | MISC | | | | |
|-------------------|---------|-----------|----------|-----------|-----------|-----------|----------|----------|------------|---------------|----------|----------|-----------|-----------|----------|----------|----------|----------|----------|-----------|-----------|-----------|----------|----------|----------|----------|----------|
| | | | GS | TK | S | A | TFL | YDS | SK | YDS | QBH | NO | YDS | LG | TD | PD | FF | FR | TD | YDS | TK | S | A | FF | FR | S | A |
| 2019 | Jaguars | 16 | 2 | 19 | 14 | 5 | 0 | 0 | 1.0 | 3.0 | 2 | 0 | 0 | 0 | 0 | 0 | 1 | 0 | 0 | 0 | 11 | 8 | 3 | 0 | 0 | 0 | 0 |
| 2020 | Jaguars | 13 | 4 | 42 | 30 | 12 | 3 | 8 | 0.0 | 0.0 | 0 | 2 | 31 | 19 | 0 | 5 | 0 | 1 | 0 | 0 | 17 | 8 | 5 | 3 | 0 | 0 | 0 |
| 2021 | Jaguars | 3 | 3 | 20 | 13 | 7 | 1 | 1 | 1.0 | 1.0 | 1 | 1 | 23 | 23 | 0 | 1 | 0 | 0 | 0 | 0 | 0 | 1 | 0 | 1 | 0 | 0 | 0 |
| NFL TOTALS | | 32 | 9 | 81 | 57 | 24 | 4 | 9 | 2.0 | 4.0 | 3 | 3 | 54 | 23 | 0 | 6 | 1 | 1 | 0 | 17 | 20 | 13 | 7 | 0 | 0 | 0 | 0 |

SINGLE-GAME HIGHS: DEFENSIVE

| | | | |
|--------------------------|---|----------------------------------|---|
| Total Tackles | 9 at Cincinnati Bengals, Oct 04, 2020 9 at Tennessee Titans, Sep 20, 2020 | Tackles For Loss | 3 at Indianapolis Colts, Jan 03, 2021 1 vs. Denver Broncos, Sep 19, 2021 |
| Sacks | 1.0 vs. Denver Broncos, Sep 19, 2021 1.0 vs. Tampa Bay Buccaneers, Dec 01, 2019 | Interceptions | 1 vs. Arizona Cardinals, Sep 26, 2021 1 at Indianapolis Colts, Jan 03, 2021 ...1 more at 1. |
| Passes Defensed | 1 vs. Arizona Cardinals, Sep 26, 2021 1 at Indianapolis Colts, Jan 03, 2021 ...4 more at 1. | Interception Return Yards | 23 vs. Arizona Cardinals, Sep 26, 2021 19 at Indianapolis Colts, Jan 03, 2021 |
| Forced Fumbles | 1 vs. Tampa Bay Buccaneers, Dec 01, 2019 | Special Teams Tackles | 3 at Atlanta Falcons, Dec 22, 2019 2 vs. Chicago Bears, Dec 27, 2020 ...2 more at 2. |
| Fumble Recoveries | 1 vs. Cleveland Browns, Nov 29, 2020 | | |



2021 GAME-BY-GAME REGULAR-SEASON STATISTICS (JAGUARS)

| DATE | OPPONENT | P/S | TACKLES | | | | | | | INTERCEPTIONS | | | | | O. FUMB | | | | ST | | | | MISC | | SCORE | | |
|--------------------|-----------|------------|-----------|-----------|----------|------------|------------|----------|----------|---------------|----------|-----------|-----------|----------|----------|----------|----------|----------|----------|----------|----------|----------|----------|----------|----------|------------|-------|
| | | | TK | S | A | SK | YDS | TFL | YDS | QBH | NO | YDS | LG | TD | PD | FF | FR | TD | YDS | TK | S | A | FF | FR | | S | A |
| 09/12 | at Texans | S | 5 | 4 | 1 | 0.0 | 0.0 | 0 | 0 | 0 | 0 | 0 | 0 | 0 | 0 | 0 | 0 | 0 | 1 | 0 | 1 | 0 | 0 | 0 | 0 | L | 21-37 |
| 09/19 | Broncos | S | 8 | 5 | 3 | 1.0 | 1.0 | 1 | 1 | 1 | 0 | 0 | 0 | 0 | 0 | 0 | 0 | 0 | 0 | 0 | 0 | 0 | 0 | 0 | 0 | L | 13-23 |
| 09/26 | Cardinals | S | 7 | 4 | 3 | 0.0 | 0.0 | 0 | 0 | 0 | 1 | 23 | 23 | 0 | 1 | 0 | 0 | 0 | 0 | 0 | 0 | 0 | 0 | 0 | 0 | L | 19-31 |
| 2021 TOTALS | | 3-3 | 20 | 13 | 7 | 1.0 | 1.0 | 1 | 1 | 1 | 1 | 23 | 23 | 0 | 1 | 0 | 0 | 0 | 0 | 1 | 0 | 1 | 0 | 0 | 0 | 0-3 | |

2020 GAME-BY-GAME REGULAR-SEASON STATISTICS (JAGUARS)

| DATE | OPPONENT | P/S | TACKLES | | | | | | | INTERCEPTIONS | | | | | O. FUMB | | | | ST | | | | MISC | | SCORE | | | |
|--------------------|-------------|-------------|-----------|-----------|-----------|------------|------------|----------|----------|---------------|----------|-----------|-----------|----------|----------|----------|----------|----------|-----------|----------|----------|----------|----------|----------|----------|----------|-------------|-------|
| | | | TK | S | A | SK | YDS | TFL | YDS | QBH | NO | YDS | LG | TD | PD | FF | FR | TD | YDS | TK | S | A | FF | FR | | S | A | W/L |
| 09/13 | Colts | P | 0 | 0 | 0 | 0.0 | 0.0 | 0 | 0 | 0 | 1 | 12 | 12 | 0 | 1 | 0 | 0 | 0 | 0 | 2 | 2 | 0 | 0 | 0 | 0 | 0 | W | 27-20 |
| 09/20 | at Titans | S | 9 | 7 | 2 | 0.0 | 0.0 | 0 | 0 | 0 | 0 | 0 | 0 | 0 | 0 | 0 | 0 | 0 | 0 | 0 | 0 | 0 | 0 | 0 | 0 | L | 30-33 | |
| 09/24 | Dolphins | S | 3 | 3 | 0 | 0.0 | 0.0 | 0 | 0 | 0 | 0 | 0 | 0 | 0 | 0 | 0 | 0 | 0 | 0 | 0 | 0 | 0 | 0 | 0 | 0 | L | 13-31 | |
| 10/04 | at Bengals | S | 9 | 5 | 4 | 0.0 | 0.0 | 0 | 0 | 0 | 0 | 0 | 0 | 0 | 1 | 0 | 0 | 0 | 1 | 0 | 1 | 0 | 0 | 0 | 0 | L | 25-33 | |
| 10/11 | at Texans | P | 0 | 0 | 0 | 0.0 | 0.0 | 0 | 0 | 0 | 0 | 0 | 0 | 0 | 0 | 0 | 0 | 0 | 0 | 1 | 0 | 1 | 0 | 0 | 0 | L | 14-30 | |
| 10/18 | Lions | | | | | | | | | | | | | | | | | | | | | | | | | L | 16-34 | |
| 10/25 | at Chargers | | | | | | | | | | | | | | | | | | | | | | | | | L | 29-39 | |
| 11/08 | Texans | | | | | | | | | | | | | | | | | | | | | | | | | L | 25-27 | |
| 11/15 | at Packers | P | 0 | 0 | 0 | 0.0 | 0.0 | 0 | 0 | 0 | 0 | 0 | 0 | 0 | 0 | 0 | 0 | 0 | 0 | 0 | 0 | 0 | 0 | 0 | 0 | L | 20-24 | |
| 11/22 | Steelers | P | 3 | 2 | 1 | 0.0 | 0.0 | 0 | 0 | 0 | 0 | 0 | 0 | 0 | 1 | 0 | 0 | 0 | 0 | 1 | 1 | 0 | 0 | 0 | 0 | L | 3-27 | |
| 11/29 | Browns | S | 3 | 1 | 2 | 0.0 | 0.0 | 0 | 0 | 0 | 0 | 0 | 0 | 0 | 1 | 0 | 1 | 0 | 17 | 0 | 0 | 0 | 0 | 0 | 0 | L | 25-27 | |
| 12/06 | at Vikings | P | 0 | 0 | 0 | 0.0 | 0.0 | 0 | 0 | 0 | 0 | 0 | 0 | 0 | 0 | 0 | 0 | 0 | 0 | 0 | 0 | 0 | 0 | 0 | 0 | L | 24-27+ | |
| 12/13 | Titans | P | 3 | 2 | 1 | 0.0 | 0.0 | 0 | 0 | 0 | 0 | 0 | 0 | 0 | 0 | 0 | 0 | 0 | 0 | 0 | 0 | 0 | 0 | 0 | 0 | L | 10-31 | |
| 12/20 | at Ravens | P | 3 | 3 | 0 | 0.0 | 0.0 | 0 | 0 | 0 | 0 | 0 | 0 | 0 | 0 | 0 | 0 | 0 | 0 | 0 | 0 | 0 | 0 | 0 | 0 | L | 14-40 | |
| 12/27 | Bears | P | 4 | 3 | 1 | 0.0 | 0.0 | 0 | 0 | 0 | 0 | 0 | 0 | 0 | 0 | 0 | 0 | 0 | 0 | 2 | 1 | 1 | 0 | 0 | 0 | L | 17-41 | |
| 01/03 | at Colts | P | 5 | 4 | 1 | 0.0 | 0.0 | 3 | 8 | 0 | 1 | 19 | 19 | 0 | 1 | 0 | 0 | 0 | 0 | 1 | 1 | 0 | 0 | 0 | 0 | L | 14-28 | |
| 2020 TOTALS | | 13-4 | 42 | 30 | 12 | 0.0 | 0.0 | 3 | 8 | 0 | 2 | 31 | 19 | 0 | 5 | 0 | 1 | 0 | 17 | 8 | 5 | 3 | 0 | 0 | 0 | 0 | 1-15 | |

+ - Overtime



INDIVIDUAL RECORDS

SERVICE

Seasons

| | | |
|-----|------------------------------|----|
| 1. | Brad Meester (2000-13) | 14 |
| 2. | Mercedes Lewis (2006-17) | 12 |
| 3. | Josh Scobee (2004-14) | 11 |
| | Fred Taylor (1998-2008) | 11 |
| | Jimmy Smith (1995-2005) | 11 |
| 6. | Rashean Mathis (2003-12) | 10 |
| 7. | Mark Brunell (1995-2003) | 9 |
| | Donovin Darius (1998-2006) | 9 |
| | David Garrard (2002-10) | 9 |
| | Greg Jones (2004-12) | 9 |
| | Rob Meier (2000-08) | 9 |
| | Daryl Smith (2004-12) | 9 |
| | Paul Spicer (2000-08) | 9 |
| | Maurice Williams (2001-09) | 9 |
| 15. | Tony Brackens (1996-2003) | 8 |
| | Kyle Brady (1999-2006) | 8 |
| | John Henderson (2002-09) | 8 |
| | Maurice Jones-Drew (2006-13) | 8 |
| | Vince Manuwai (2003-10) | 8 |
| | Joe Zelenka (2001-08) | 8 |

Games Played

| | | |
|-----|--------------------------|-----|
| 1. | Brad Meester (2000-13) | 209 |
| 2. | Jimmy Smith (1995-2005) | 171 |
| 3. | Mercedes Lewis (2006-17) | 170 |
| 4. | Josh Scobee (2004-14) | 168 |
| 5. | Fred Taylor (1998-2008) | 140 |
| 6. | Rob Meier (2000-08) | 138 |
| 7. | Rashean Mathis (2003-12) | 137 |
| 8. | Joe Zelenka (2001-08) | 128 |
| 9. | Daryl Smith (2004-12) | 126 |
| 10. | John Henderson (2002-09) | 124 |

Games Started

| | | |
|-----|----------------------------|-----|
| 1. | Brad Meester (2000-13) | 209 |
| 2. | Mercedes Lewis (2006-17) | 157 |
| 3. | Jimmy Smith (1995-2005) | 150 |
| 4. | Fred Taylor (1998-2008) | 136 |
| 5. | Rashean Mathis (2003-12) | 129 |
| 6. | Daryl Smith (2004-12) | 124 |
| 7. | John Henderson (2002-09) | 120 |
| 8. | Mark Brunell (1995-2003) | 117 |
| 9. | Donovin Darius (1998-2006) | 115 |
| 10. | Kyle Brady (1999-2006) | 109 |

Consecutive Games Played

| | | |
|----|--------------------------|-----|
| 1. | Joe Zelenka (2001-08) | 128 |
| 2. | Josh Scobee (2007-14) | 119 |
| 3. | Tyson Alualu (2010-15) | 96 |
| | Bryan Barker (1995-2000) | 96 |
| 5. | Brad Meester (2000-05) | 92 |
| 6. | Brad Meester (2008-13) | 89 |
| 7. | Jimmy Smith (1995-2000) | 88 |
| 8. | Marcus Stroud (2001-06) | 86 |
| 9. | John Henderson (2002-06) | 82 |
| | Mike Hollis (1995-2000) | 82 |

Consecutive Games Started

| | | |
|----|--|----|
| 1. | Brad Meester (Sept. 3, 2000-Dec. 4, 2005) | 92 |
| 2. | Brad Meester (Oct. 26, 2008-Dec. 22, 2013) | 89 |
| 3. | Rashean Mathis (Sept. 7, 2003-Nov. 25, 2007) | 74 |
| 4. | Blake Bortles (Sept. 28, 2014-Nov. 25, 2018) | 72 |
| 5. | Vince Manuwai (Nov. 30, 2003-Dec. 23, 2007) | 68 |
| | Marcus Stroud (Sept. 8, 2002-Oct. 1, 2006) | 68 |

| | | |
|-----|--|----|
| 7. | Tyson Alualu (Sept. 12, 2011-Dec. 29, 2013) | 64 |
| | Maurice Williams (Sept. 7, 2003-Dec. 31, 2006) | 64 |
| 9. | Chris Naeole (Sept. 8, 2002-Dec. 24, 2005) | 63 |
| 10. | Uche Nwaneri (Oct. 4, 2009-Dec. 23, 2012) | 60 |

SCORING

Points

| | | |
|-----|------------------------------|------------|
| 1. | Josh Scobee (2004-14) | 1,022 |
| 2. | Mike Hollis (1995-2001) | 764 |
| 3. | Maurice Jones-Drew (2006-13) | 486 |
| 4. | Fred Taylor (1998-2008) | 424 |
| 5. | Jimmy Smith (1995-2005) | 418 |
| 6. | JOSH LAMBO (2017-21) | 300 |
| 7. | Jason Myers (2015-17) | 268 |
| 8. | James Stewart (1995-99) | 228 |
| 9. | Mercedes Lewis (2006-17) | 200 |
| 10. | Keenan McCardell (1996-2001) | 190 |

Consecutive Games Scoring TD

| | | |
|----|--|---|
| 1. | Maurice Jones-Drew (Nov. 12-Dec. 31, 2006) | 8 |
| | Fred Taylor (Sept. 20-Nov. 22, 1998) | 8 |
| 3. | Allen Hurns (Sept. 27-Nov. 15, 2015) | 7 |
| | Fred Taylor (Nov. 12-Dec. 23, 2000) | 7 |
| 5. | Leonard Fournette (Sept. 10-Oct. 15, 2017) | 6 |
| 6. | Allen Robinson (Nov. 29-Dec. 27, 2015) | 5 |
| | Maurice Jones-Drew (Oct. 18-Nov. 22, 2009) | 5 |
| | Maurice Jones-Drew (Nov. 4-Dec. 2, 2007) | 5 |

Consecutive Games Scoring FG

| | | |
|----|--|-----------|
| 1. | Josh Scobee (Nov. 14, 2010-Oct. 24, 2011) | 15 |
| 2. | JOSH LAMBO (Oct. 22 - Sept. 30, 2018) | 14 |
| 3. | Josh Scobee (Oct. 29, 2006-Dec. 16, 2007) | 13 |
| 4. | Mike Hollis (Sept. 12-Nov. 21, 1999) | 10 |
| 5. | Josh Scobee (Nov. 24, 2013-Sept. 21, 2014) | 9 |
| 6. | Josh Scobee (Sept. 15-Nov. 10, 2013) | 8 |
| | Josh Scobee (Jan. 3-Oct. 24, 2010) | 8 |
| | Josh Scobee (Nov. 13, 2005-Jan. 1, 2006) | 8 |
| | Seth Marler (Sept. 7-Nov. 2, 2003) | 8 |
| | Mike Hollis (Dec. 24, 1995-Oct. 13, 1996) | 8 |

Consecutive Games Scoring

| | | |
|-----|---|-----------|
| 1. | Mike Hollis (Dec. 24, 1995-Sept. 10, 2000) | 67 |
| 2. | Josh Scobee (Jan. 2, 2005-Oct. 4, 2009) | 61 |
| 3. | Josh Scobee (Oct. 18, 2009-Oct. 28, 2012) | 50 |
| 4. | Jason Myers (Sept. 13, 2015-Oct. 15, 2017) | 38 |
| 5. | Josh Scobee (Sept. 15, 2013-Dec. 28, 2014) | 31 |
| 6. | Mike Hollis (Oct. 16, 2000-Dec. 30, 2001) | 25 |
| 7. | JOSH LAMBO (Oct. 22, 2015 - Nov. 25, 2018) | 21 |
| 8. | Seth Marler (Sept. 7, 2003-Dec. 28, 2003) | 16 |
| 9. | Josh Scobee (Sept. 12-Dec. 19, 2004) | 14 |
| | Mike Hollis (Sept. 3-Dec. 10, 1995) | 14 |
| 11. | Several players tied | 8 |

Field Goals Made

| | | |
|----|-----------------------------|-----------|
| 1. | Josh Scobee (2004-14) | 235 |
| 2. | Mike Hollis (1995-2001) | 175 |
| 3. | JOSH LAMBO (2017-21) | 77 |
| 4. | Jason Myers (2015-17) | 64 |
| 5. | Seth Marler (2003) | 20 |

Field Goal Percentage (min. 25 FGA)

| | | |
|----|-----------------------------|-------------|
| 1. | JOSH LAMBO (2017-21) | 87.1 |
| 2. | Jason Myers (2015-17) | 81.0 |
| 3. | Josh Scobee (2004-14) | 80.8 |
| 4. | Mike Hollis (1995-2001) | 80.6 |



INDIVIDUAL RECORDS

Extra Points Made

| | | |
|----|-----------------------------|-----------|
| 1. | Josh Scobee (2004-14) | 317 |
| 2. | Mike Hollis (1995-2001) | 239 |
| 3. | Jason Myers (2015-17) | 76 |
| 4. | JOSH LAMBO (2017-21) | 73 |
| 5. | Seth Marler (2003) | 30 |
| 6. | John Carney (2007) | 20 |

Extra-Point Percentage (min. 25 XPA)

| | | |
|----|-----------------------------|-------------|
| 1. | Seth Marler (2003) | 100.0 |
| 2. | Mike Hollis (1995-2001) | 98.8 |
| 3. | Josh Scobee (2004-14) | 98.4 |
| 4. | John Carney (2007) | 95.2 |
| 5. | JOSH LAMBO (2017-21) | 89.9 |

Touchdowns

| | | |
|-----|------------------------------|----|
| 1. | Maurice Jones-Drew (2006-13) | 81 |
| 2. | Fred Taylor (1998-2008) | 70 |
| 3. | Jimmy Smith (1995-2005) | 69 |
| 4. | James Stewart (1995-99) | 38 |
| 5. | Mercedes Lewis (2006-17) | 33 |
| 6. | Keenan McCardell (1996-2001) | 30 |
| 7. | Allen Robinson (2014-17) | 22 |
| 8. | Allen Hurns (2014-17) | 21 |
| 9. | Stacey Mack (1999-2002) | 20 |
| 10. | Leonard Fournette (2017-19) | 19 |

Consecutive Field Goals Made

| | | |
|----|---|-----------|
| 1. | JOSH LAMBO (DEC. 2, 2018-NOV. 3, 2019) | 24 |
| | JOSH LAMBO (NOV. 19, 2017-NOV. 11, 2018) | 24 |
| 3. | Josh Scobee (Nov. 27, 2011-Nov. 4, 2012) | 20 |
| | Mike Hollis (Nov. 1, 1998-Sept. 19, 1999) | 20 |
| 5. | Jason Myers (Nov. 15, 2015-Sept. 11, 2016) | 16 |
| | Mike Hollis (Oct. 12-Nov. 30, 1997) | 16 |
| 7. | Josh Scobee (Sept. 11-Nov. 13, 2011) | 15 |
| | Josh Scobee (Oct. 1-Nov. 26, 2006) | 15 |
| 9. | Josh Scobee (Dec. 23, 2012-Nov. 10, 2013) | 14 |
| | Josh Scobee (Sept. 12-Nov. 14, 2010) | 14 |

Longest Field Goals

| | | |
|----|---|-----------|
| 1. | JOSH LAMBO (Nov. 8, 2020 vs. HOU) | 59 |
| | Josh Scobee (Oct. 3, 2010 vs. IND) | 59 |
| 3. | Jason Myers (Sept. 20, 2015 vs. MIA) | 58 |
| 4. | JOSH LAMBO (OCT. 28, 2018 VS. PHI) | 57 |
| 5. | JOSH LAMBO (DEC. 29, 2019 VS. IND) | 56 |
| | JOSH LAMBO (NOV. 5, 2017 VS. CIN) | 56 |
| | Jason Myers (Dec. 24, 2016 vs. TEN) | 56 |
| 8. | JOSH LAMBO (Nov. 11, 2018 AT IND) | 55 |
| | Josh Scobee (Dec. 15, 2013 vs. BUF) | 55 |
| | Josh Scobee (Sept. 18, 2011 at NYJ) | 55 |

Consecutive Extra Points Made

| | | |
|----|--|-----|
| 1. | Mike Hollis (Oct. 22, 1995-Dec. 9, 2001) | 220 |
| 2. | Josh Scobee (Nov. 8, 2009-Jan. 1, 2012) | 82 |
| 3. | Josh Scobee (Sept. 12, 2004-Jan. 1, 2006) | 59 |
| 4. | Josh Scobee (Dec. 16, 2007-Nov. 1, 2009) | 58 |
| 5. | Josh Scobee (Sept. 10, 2006-Dec. 16, 2007) | 55 |
| 6. | Josh Scobee (Sept. 16, 2012-Dec. 22, 2013) | 39 |
| 7. | Seth Marler (Sept. 7-Dec. 28, 2003) | 30 |

PASSING

Passing Yards

| | | |
|----|--------------------------|--------|
| 1. | Mark Brunell (1995-2003) | 25,698 |
| 2. | Blake Bortles (2014-18) | 17,646 |
| 3. | David Garrard (2002-10) | 16,003 |
| 4. | Byron Leftwich (2003-06) | 9,042 |
| 5. | Chad Henne (2012-17) | 5,817 |

| | | |
|----|------------------------------|-------|
| 6. | Gardner Minshew II (2019-20) | 5,530 |
| 7. | Blaine Gabbert (2011-13) | 4,357 |
| 8. | Quinn Gray (2005-07) | 1,252 |

Pass Attempts

| | | |
|----|------------------------------|-------|
| 1. | Mark Brunell (1995-2003) | 3,616 |
| 2. | Blake Bortles (2014-18) | 2,632 |
| 3. | David Garrard (2002-10) | 2,281 |
| 4. | Byron Leftwich (2003-06) | 1,344 |
| 5. | Chad Henne (2012-17) | 891 |
| 6. | Gardner Minshew II (2019-20) | 797 |
| 7. | Blaine Gabbert (2011-13) | 777 |
| 8. | Quinn Gray (2005-07) | 180 |

Pass Completions

| | | |
|----|------------------------------|-------|
| 1. | Mark Brunell (1995-2003) | 2,184 |
| 2. | Blake Bortles (2014-18) | 1,561 |
| 3. | David Garrard (2002-10) | 1,406 |
| 4. | Byron Leftwich (2003-06) | 789 |
| 5. | Chad Henne (2012-17) | 513 |
| 6. | Gardner Minshew II (2019-20) | 501 |
| 7. | Blaine Gabbert (2011-13) | 414 |
| 8. | Mike Glennon (2020) | 111 |

Consecutive Pass Completions

| | | |
|----|--------------------------------------|----|
| 1. | David Garrard (Nov. 14-21, 2010) | 17 |
| 2. | Gardner Minshew II (Sept. 13, 2020) | 16 |
| 3. | Byron Leftwich (Oct. 17-24, 2004) | 15 |
| 4. | Gardner Minshew II (Oct. 11, 2020) | 14 |
| 5. | Gardner Minshew II (Sept. 8, 2019) | 13 |
| | Mark Brunell (Sept. 7, 2003 at Car.) | 13 |
| | Mark Brunell (Oct. 6, 1996 at N.O.) | 13 |

Completion % (min. 200 attempts)

| | | |
|----|------------------------------|------|
| 1. | Gardner Minshew II (2019-20) | 62.9 |
| 2. | David Garrard (2002-10) | 61.6 |
| 3. | Mark Brunell (1995-2003) | 60.4 |
| 4. | Blake Bortles (2014-18) | 59.3 |
| 5. | Byron Leftwich (2003-06) | 58.7 |
| 6. | Chad Henne (2012-17) | 57.6 |
| 7. | Blaine Gabbert (2011-13) | 53.3 |

Longest Pass Completions

| | | |
|-----|--|-----|
| 1. | Blake Bortles (Dec. 27, 2015 at N.O.) | 90t |
| 2. | Byron Leftwich (Sept. 28, 2003 at HOU) | 84t |
| 3. | Chad Henne (Nov. 18, 2012 at HOU) | 81t |
| 4. | Blake Bortles (Nov. 11, 2018 at IND) | 80 |
| | Blake Bortles (Dec. 13, 2015 vs. IND) | 80t |
| | Blaine Gabbert (Sept. 23, 2012 at IND) | 80t |
| | Quinn Gray (Nov. 4, 2007 at N.O.) | 80t |
| 8. | Mark Brunell (Sept. 15, 2002 at K.C.) | 79t |
| 9. | Mark Brunell (Nov. 1, 1998 at BAL) | 78t |
| 10. | Blake Bortles (Dec. 10, 2017 vs. SEA) | 75t |
| | David Garrard (Nov. 21, 2010 vs. CLE) | 75 |
| | Mark Brunell (Nov. 9, 1997 vs. K.C.) | 75 |

Touchdown Passes

| | | |
|----|------------------------------|-----|
| 1. | Mark Brunell (1995-2003) | 144 |
| 2. | Blake Bortles (2014-18) | 103 |
| 3. | David Garrard (2002-10) | 89 |
| 4. | Byron Leftwich (2003-06) | 51 |
| 5. | Gardner Minshew II (2019-20) | 37 |
| 6. | Chad Henne (2012-17) | 27 |
| 7. | Blaine Gabbert (2011-13) | 22 |
| 8. | Quinn Gray (2005-07) | 12 |

Longest Passing Touchdowns

| | | |
|----|--|----|
| 1. | Blake Bortles (Dec. 27, 2015 at N.O.) | 90 |
| 2. | Byron Leftwich (Sept. 28, 2003 at HOU) | 84 |



INDIVIDUAL RECORDS

| | | |
|-----|--|----|
| 3. | Chad Henne (Nov. 18, 2012 at HOU) | 81 |
| 4. | Blake Bortles (Nov. 11, 2018 at IND) | 80 |
| | Blake Bortles (Dec. 13, 2015 vs. IND) | 80 |
| | Blaine Gabbert (Sept. 23, 2012 at IND) | 80 |
| | Quinn Gray (Nov. 4, 2007 at N.O.) | 80 |
| 8. | Mark Brunell (Sept. 15, 2002 at K.C.) | 79 |
| 9. | Mark Brunell (Nov. 1, 1998 at BAL) | 78 |
| 10. | Blake Bortles (Dec. 10, 2017 vs. SEA) | 75 |

Interceptions Thrown

| | | |
|----|--------------------------|----|
| 1. | Mark Brunell (1995-2003) | 86 |
| 2. | Blake Bortles (2014-18) | 75 |
| 3. | David Garrard (2002-10) | 54 |
| 4. | Byron Leftwich (2003-06) | 36 |
| 5. | Chad Henne (2012-17) | 26 |
| 6. | Blaine Gabbert (2011-13) | 24 |

Interception % (min. 125 attempts)

| | | |
|----|------------------------------|-----|
| 1. | Gardner Minshew II (2019-20) | 1.4 |
| 2. | Cody Kessler (2018) | 1.5 |
| 3. | David Garrard (2002-10) | 2.4 |
| | Mark Brunell (1995-2003) | 2.4 |
| 5. | Byron Leftwich (2003-06) | 2.7 |
| 6. | Mike Glennon (2020) | 2.8 |
| | Quinn Gray (2005-07) | 2.8 |
| | Blake Bortles (2014-18) | 2.8 |

300-Yard Passing Games

| | | |
|----|------------------------------|----|
| 1. | Mark Brunell (1995-2003) | 22 |
| 2. | Blake Bortles (2014-18) | 20 |
| 3. | David Garrard (2002-10) | 6 |
| 4. | Gardner Minshew II (2019-20) | 5 |
| | Chad Henne (2012-17) | 5 |
| 6. | Byron Leftwich (2003-06) | 4 |
| 7. | Quinn Gray (2003-07) | 2 |

8. TREVOR LAWRENCE (2021)

| | | |
|---|--|---|
| 1 | | 1 |
|---|--|---|

400-Yard Passing Games

| | | |
|----|--------------------------|---|
| 1. | Mark Brunell (1995-2003) | 2 |
| 2. | Blake Bortles (2014-18) | 1 |

Consecutive Games with a TD Pass

| | | |
|----|--|----|
| 1. | Blake Bortles (Sept. 13-Dec. 27, 2015) | 15 |
| 2. | Mark Brunell (Oct. 7, 2001-Sept. 15, 2002) | 14 |
| 3. | Byron Leftwich (Nov. 30, 2003-Oct. 24, 2004) | 12 |
| 4. | Blake Bortles (Sept. 11-Nov. 27, 2016) | 11 |
| 5. | Mark Brunell (Oct. 22, 2000-Sept. 1, 2001) | 10 |
| 6. | David Garrard (Dec. 17, 2006-Oct. 14, 2007) | 8 |
| | Byron Leftwich (Sept. 25-Nov. 20, 2005) | 8 |
| | Mark Brunell (Oct. 19-Dec. 7, 1997) | 8 |
| | Mark Brunell (Sept. 17-Nov. 12, 1995) | 8 |

Consecutive Games with No INTs

| | | |
|----|--|---|
| 1. | David Garrard (Sept. 9-Nov. 25, 2007) | 8 |
| 2. | David Garrard (Dec. 11, 2005-Nov. 5, 2006) | 6 |
| 3. | Mark Brunell (Oct. 11-Nov. 14, 1999) | 5 |
| | Mark Brunell (Dec. 1, 1996-Sept. 22, 1997) | 5 |

Consecutive Passes with No INTs

| | | |
|----|---|-----|
| 1. | David Garrard (Sept. 9-Nov. 25, 2007) | 209 |
| 2. | David Garrard (Dec. 4, 2005-Nov. 12, 2006) | 175 |
| 3. | Mark Brunell (Nov. 24, 1996-Sept. 28, 1997) | 172 |
| 4. | Gardner Minshew II (Sept. 8-Oct. 13, 2019) | 163 |
| 5. | David Garrard (Nov. 22-Dec. 17, 2009) | 155 |

Passer Rating (min. 200 attempts)

| | | |
|----|------------------------------|------|
| 1. | Gardner Minshew II (2019-20) | 93.1 |
| 2. | David Garrard (2002-10) | 85.8 |
| 3. | Mark Brunell (1995-2003) | 85.4 |
| 4. | Blake Bortles (2014-18) | 80.6 |

| | | |
|----|--------------------------|------|
| 5. | Byron Leftwich (2003-06) | 80.5 |
| 6. | Chad Henne (2012-17) | 75.4 |

RUSHING

Rushing Yards

| | | |
|-----|------------------------------|--------|
| 1. | Fred Taylor (1998-2008) | 11,271 |
| 2. | Maurice Jones-Drew (2006-13) | 8,071 |
| 3. | James Stewart (1995-99) | 2,951 |
| 4. | Leonard Fournette (2017-19) | 2,631 |
| 5. | Mark Brunell (1995-2003) | 2,219 |
| 6. | T.J. Yeldon (2015-18) | 1,872 |
| 7. | Blake Bortles (2014-18) | 1,775 |
| 8. | David Garrard (2002-10) | 1,746 |
| 9. | Stacey Mack (1999-2002) | 1,498 |
| 10. | Natrone Means (1996-97) | 1,330 |

Rushing Attempts

| | | |
|-----|------------------------------|-------|
| 1. | Fred Taylor (1998-2008) | 2,428 |
| 2. | Maurice Jones-Drew (2006-13) | 1,804 |
| 3. | James Stewart (1995-99) | 765 |
| 4. | Leonard Fournette (2017-19) | 666 |
| 5. | T.J. Yeldon (2015-18) | 465 |
| 6. | Mark Brunell (1995-2003) | 429 |
| 7. | Natrone Means (1996-97) | 396 |
| 8. | David Garrard (2002-10) | 380 |
| 9. | Stacey Mack (1999-2002) | 372 |
| 10. | Blake Bortles (2014-18) | 281 |
| 11. | Greg Jones (2004-12) | 270 |

Rushing Touchdowns

| | | |
|----|------------------------------|----|
| 1. | Maurice Jones-Drew (2006-13) | 68 |
| 2. | Fred Taylor (1998-2008) | 62 |
| 3. | James Stewart (1995-99) | 33 |
| 4. | Stacey Mack (1999-2002) | 19 |
| 5. | Leonard Fournette (2017-19) | 17 |
| | David Garrard (2002-10) | 17 |
| 7. | Mark Brunell (1995-2003) | 14 |
| 8. | Natrone Means (1996-97) | 11 |
| 9. | Greg Jones (2004-12) | 10 |

Consecutive Games with a Rushing TD

| | | |
|----|--|---|
| 1. | Maurice Jones-Drew (Nov. 12-Dec. 31, 2006) | 8 |
| 2. | Maurice Jones-Drew (Oct. 18-Nov. 22, 2009) | 5 |
| 3. | Maurice Jones-Drew (Nov. 11-Dec. 2, 2007) | 4 |
| | Fred Taylor (Dec. 3-23, 2000) | 4 |
| | Fred Taylor (Dec. 13, 1999-Jan. 2, 2000) | 4 |
| | James Stewart (Nov. 21-Dec. 13, 1999) | 4 |
| | Fred Taylor (Nov. 1-22, 1998) | 4 |
| | Natrone Means (Nov. 9-30, 1997) | 4 |

Rushing Average (min. 100 attempts)

| | | |
|----|-----------------------------------|-------------|
| 1. | Blake Bortles (2014-18) | 6.32 |
| 2. | Mark Brunell (1995-2003) | 5.17 |
| 3. | Fred Taylor (1998-2008) | 4.64 |
| 4. | David Garrard (2002-10) | 4.59 |
| 5. | JAMES ROBINSON (2020-2021) | 4.50 |
| 6. | Maurice Jones-Drew (2006-13) | 4.47 |
| 7. | Rashad Jennings (2009-12) | 4.21 |
| 8. | Jordan Todman (2012-14) | 4.05 |
| 9. | T.J. Yeldon (2015-18) | 4.03 |

Longest Runs from Scrimmage

| | | |
|----|---|-----|
| 1. | Leonard Fournette (Oct. 8, 2017 at PIT) | 90t |
| 2. | Leonard Fournette (Sept. 29, 2019 at DEN) | 81 |
| 3. | Maurice Jones-Drew (Nov. 1, 2009 at TEN) | 80t |
| | Fred Taylor (Dec. 9, 2007 vs. CAR) | 80t |
| 5. | Maurice Jones-Drew (Nov. 1, 2009 at TEN) | 79t |



INDIVIDUAL RECORDS

| | | |
|----|---|-----|
| 6. | Fred Taylor (Oct. 12, 1998 vs. MIA) | 77t |
| 7. | Fred Taylor (Oct. 14, 2007 vs. HOU) | 76 |
| | Fred Taylor (Dec. 10, 2006 vs. IND) | 76 |
| 9. | Leonard Fournette (Oct. 15, 2017 vs. LAR) | 75t |

Longest Rushing TDs

| | | |
|----|---|----|
| 1. | Leonard Fournette (Oct. 8, 2017 at PIT) | 90 |
| 2. | Maurice Jones-Drew (Nov. 1, 2009 at TEN) | 80 |
| | Fred Taylor (Dec. 9, 2007 vs. CAR) | 80 |
| 4. | Fred Taylor (Oct. 12, 1998 vs. MIA) | 77 |
| 5. | Leonard Fournette (Oct. 15, 2017 vs. LAR) | 75 |

200-Yard Rushing Games

| | | |
|----|-----------------------------|---|
| 1. | Leonard Fournette (2017-19) | 1 |
| | Fred Taylor (1998-2008) | 1 |

100-Yard Rushing Games

| | | |
|----|------------------------------|----|
| 1. | Fred Taylor (1998-2008) | 48 |
| 2. | Maurice Jones-Drew (2006-13) | 27 |
| 3. | Leonard Fournette (2017-19) | 8 |
| 4. | James Stewart (1995-99) | 6 |
| 5. | JAMES ROBINSON (2020) | 4 |
| 6. | T.J. Yeldon (2015-18) | 3 |

Consecutive 100-Yard Games

| | | |
|----|---|---|
| 1. | Fred Taylor (Oct. 16-Dec. 17, 2000) | 9 |
| 2. | Maurice Jones-Drew (Oct. 31-Dec. 12, 2010) | 6 |
| 3. | Fred Taylor (Nov. 25-Dec. 23, 2007) | 5 |
| 4. | Maurice Jones-Drew (Dec. 15, 2011-Jan. 1, 2012) | 3 |
| | Fred Taylor (Nov. 14-28, 2004) | 3 |
| | Fred Taylor (Nov. 23-Dec. 7, 2003) | 3 |
| | Stacey Mack (Dec. 16-30, 2001) | 3 |

RECEIVING

Receptions

| | | |
|----|------------------------------|-----|
| 1. | Jimmy Smith (1995-2005) | 862 |
| 2. | Keenan McCardell (1996-2001) | 499 |
| 3. | Mercedes Lewis (2006-17) | 375 |
| 4. | Maurice Jones-Drew (2006-13) | 335 |
| 5. | Fred Taylor (1998-2008) | 286 |
| 6. | Kyle Brady (1999-2006) | 241 |
| 7. | Allen Robinson (2014-17) | 202 |
| 8. | Pete Mitchell (1995-2002) | 191 |
| 9. | Reggie Williams (2004-08) | 189 |
| | Allen Hurns (2014-17) | 189 |

Consecutive Games with Reception

| | | |
|----|--|----|
| 1. | Jimmy Smith (Oct. 29, 1995-Dec. 17, 2000) | 86 |
| 2. | Jimmy Smith (Sept. 9, 2001-Jan. 1, 2006) | 76 |
| 3. | Maurice Jones-Drew (Dec. 10, 2006-Dec. 19, 2010) | 65 |
| 4. | Keenan McCardell (Dec. 28, 1998-Jan. 6, 2002) | 49 |
| 5. | Keenan McCardell (Sept. 1, 1996-Dec. 13, 1998) | 45 |
| 6. | Allen Robinson (Sept. 7, 2014-Sept. 10, 2017) | 43 |
| 7. | Allen Hurns (Sept. 7, 2014-Oct. 27, 2016) | 38 |
| 8. | Leonard Fournette (Sept. 10, 2017 - Dec. 22, 2019) | 36 |

Receiving Yards

| | | |
|----|------------------------------|--------|
| 1. | Jimmy Smith (1995-2005) | 12,287 |
| 2. | Keenan McCardell (1996-2001) | 6,393 |
| 3. | Mercedes Lewis (2006-16) | 4,502 |
| 4. | Maurice Jones-Drew (2006-13) | 2,873 |
| 5. | Allen Robinson (2014-17) | 2,848 |
| 6. | Allen Hurns (2014-17) | 2,631 |
| 7. | Kyle Brady (1999-2006) | 2,500 |
| 8. | Fred Taylor (1998-2008) | 2,361 |

| | | |
|-----|----------------------------|-------|
| 9. | Cecil Shorts III (2011-14) | 2,343 |
| 10. | Reggie Williams (2004-08) | 2,322 |
| 11. | Keelan Cole (2017-20) | 2,242 |

Receiving Touchdowns

| | | |
|-----|-------------------------------|----|
| 1. | Jimmy Smith (1995-2005) | 67 |
| 2. | Mercedes Lewis (2006-17) | 33 |
| 3. | Keenan McCardell (1996-2001) | 30 |
| 4. | Allen Robinson (2014-17) | 22 |
| 5. | Allen Hurns (2014-17) | 21 |
| 6. | Reggie Williams (2004-08) | 18 |
| 7. | Ernest Wilford (2004-10) | 15 |
| | Matt Jones (2005-08) | 15 |
| | DJ CHARK JR. (2018-21) | 15 |
| 10. | Mike Sims-Walker (2008-11) | 14 |
| 11. | Kyle Brady (1999-2006) | 13 |

Consecutive Games with Receiving TD

| | | |
|----|--|---|
| 1. | Allen Hurns (Sept. 27-Nov. 15, 2015) | 7 |
| 2. | Allen Robinson (Nov. 29-Dec. 27, 2015) | 5 |
| 3. | Julius Thomas (Nov. 19-Dec. 13, 2015) | 4 |
| | Mercedes Lewis (Dec. 1-22, 2013) | 4 |
| | Cecil Shorts III (Nov. 8-Dec. 2, 2012) | 4 |
| | Reggie Williams (Dec. 9-30, 2007) | 4 |

Yards Per Reception (min. 100 receptions)

| | | |
|----|-------------------------------|-------|
| 1. | Jimmy Smith (1995-2005) | 14.25 |
| 2. | Allen Hurns (2014-17) | 14.12 |
| 3. | Keelan Cole (2017-20) | 14.10 |
| | Allen Robinson (2014-17) | 14.10 |
| 5. | DJ CHARK JR. (2018-21) | 13.90 |
| 6. | Ernest Wilford (2004-10) | 13.86 |
| 7. | Mike Sims-Walker (2008-11) | 13.49 |

200-Yard Receiving Games

| | | |
|----|------------------------------|---|
| 1. | Jimmy Smith (1995-2005) | 2 |
| 2. | Justin Blackmon (2012-13) | 1 |
| | Keenan McCardell (1996-2001) | 1 |

100-Yard Receiving Games

| | | |
|-----|-------------------------------|----|
| 1. | Jimmy Smith (1995-2005) | 46 |
| 2. | Keenan McCardell (1996-2001) | 19 |
| 3. | Allen Robinson (2014-17) | 8 |
| | Allen Hurns (2014-17) | 8 |
| 5. | Cecil Shorts III (2011-14) | 7 |
| 6. | Matt Jones (2005-08) | 6 |
| | Mike Sims-Walker (2008-10) | 6 |
| 8. | Keelan Cole (2017-20) | 4 |
| | DJ CHARK JR. (2018-21) | 4 |
| 10. | Justin Blackmon (2012-13) | 3 |

Consecutive 100-Yard Games

| | | |
|----|--|---|
| 1. | Jimmy Smith (Oct. 24-Nov. 14, 2004) | 3 |
| | Jimmy Smith (Dec. 19, 1999-Jan. 2, 2000) | 3 |
| | Jimmy Smith (Nov. 21-Dec. 2, 1999) | 3 |
| | Jimmy Smith (Sept. 12-26, 1999) | 3 |
| | Jimmy Smith (Nov. 29-Dec. 13, 1998) | 3 |
| | Jimmy Smith (Nov. 9-23, 1997) | 3 |
| | Jimmy Smith (Aug. 31-Sept. 22, 1997) | 3 |

Longest Receptions

| | | |
|----|--|-----|
| 1. | Allen Robinson (Dec. 27, 2015 at N.O.) | 90t |
| 2. | Troy Edwards (Sept. 28, 2003 at HOU) | 84t |
| 3. | Justin Blackmon (Nov. 18, 2012 at HOU) | 81t |
| 4. | Donte Moncrief (Dec. 11, 2018 at IND) | 80t |
| | Allen Hurns (Dec. 13, 2015 vs. IND) | 80t |
| | Cecil Shorts III (Sept. 23, 2012 at IND) | 80t |
| | Reggie Williams (Nov. 4, 2007 at N.O.) | 80t |



INDIVIDUAL RECORDS

Longest Receiving TDs

| | | |
|-----|--|----|
| 1. | Allen Robinson (Dec. 27, 2015 at N.O.) | 90 |
| 2. | Troy Edwards (Sept. 28, 2003 at Hou.) | 84 |
| 3. | Justin Blackmon (Nov. 18, 2012 at HOU) | 81 |
| 4. | Donte Moncrief (Nov. 11, 2018 at IND) | 80 |
| | Allen Hurns (Dec. 13, 2015 vs. IND) | 80 |
| | Cecil Shorts III (Sept. 23, 2012 at IND) | 80 |
| | Reggie Williams (Nov. 4, 2007 at N.O.) | 80 |
| 8. | Patrick Johnson (Sept. 15, 2002 at K.C.) | 79 |
| 9. | Fred Taylor (Nov. 1, 1998 at BAL) | 78 |
| 10. | Keelan Cole (Dec. 10, 2017 vs. SEA) | 75 |

YARDAGE

Scrimmage Yards

| | | |
|-----|------------------------------|--------|
| 1. | Fred Taylor (1998-2008) | 13,632 |
| 2. | Jimmy Smith (1995-2005) | 12,286 |
| 3. | Maurice Jones-Drew (2006-13) | 10,944 |
| 4. | Keenan McCardell (1996-2001) | 6,393 |
| 5. | Mercedes Lewis (2006-17) | 4,502 |
| 6. | James Stewart (1995-99) | 3,804 |
| 7. | Leonard Fournette (2017-19) | 3,640 |
| 8. | T.J. Yeldon (2015-18) | 3,174 |
| 9. | Allen Robinson (2014-17) | 2,848 |
| 10. | Allen Hurns (2014-17) | 2,631 |

All-Purpose Yards

| | | |
|-----|------------------------------|--------|
| 1. | Fred Taylor (1998-2008) | 13,640 |
| 2. | Maurice Jones-Drew (2006-13) | 13,115 |
| 3. | Jimmy Smith (1995-2005) | 12,875 |
| 4. | Keenan McCardell (1996-2001) | 6,499 |
| 5. | Mercedes Lewis (2006-17) | 4,502 |
| 6. | James Stewart (1995-99) | 3,804 |
| 7. | Reggie Barlow (1996-2000) | 3,687 |
| 8. | Leonard Fournette (2017-19) | 3,640 |
| 9. | Mike Thomas (2009-12) | 3,276 |
| 10. | T.J. Yeldon (2015-18) | 3,174 |
| 11. | Allen Robinson (2014-17) | 2,848 |

PUNTING

Punts

| | | |
|----|------------------------------|------------|
| 1. | Bryan Barker (1995-2000) | 456 |
| 2. | Chris Hanson (2001-06) | 424 |
| 3. | Bryan Anger (2012-15) | 360 |
| 4. | Adam Podlesh (2007-10) | 229 |
| 5. | LOGAN COOKE (2018-21) | 227 |
| 6. | Brad Nortman (2016-17) | 164 |

Longest Punts

| | | |
|----|--|-----------|
| 1. | Bryan Barker (Oct. 11, 1999 at NYJ) | 83 |
| 2. | Brad Nortman (Oct. 2, 2016 vs. IND) | 78 |
| 3. | Adam Podlesh (Oct. 28, 2007 at T.B.) | 76 |
| 4. | Chris Hanson (Nov. 20, 2005 at TEN) | 74 |
| 5. | Bryan Anger (Oct. 4, 2012 vs. DET) | 73 |
| 6. | LOGAN COOKE (DEC. 16, 2018 vs. WAS) | 72 |
| 7. | Bryan Anger (Dec. 14, 2014 at BAL) | 69 |
| | Chris Hanson (Sept. 12, 2004 at BUF) | 69 |
| 9. | Brad Nortman (Dec. 18, 2016 at HOU) | 67 |
| | Brad Nortman (Sept. 11, 2016 vs. G.B.) | 67 |

Punt Yards

| | | |
|----|------------------------------|---------------|
| 1. | Bryan Barker (1995-2000) | 19,849 |
| 2. | Chris Hanson (2001-06) | 18,190 |
| 3. | Bryan Anger (2012-15) | 16,855 |
| 4. | LOGAN COOKE (2018-21) | 10,861 |
| 5. | Adam Podlesh (2007-10) | 9,751 |

| | | |
|----|------------------------|-------|
| 6. | Brad Nortman (2016-17) | 7,424 |
|----|------------------------|-------|

Inside The 20

| | | |
|----|------------------------------|-----------|
| 1. | Bryan Barker (1995-2000) | 151 |
| 2. | Chris Hanson (2001-06) | 136 |
| 3. | Bryan Anger (2011-15) | 113 |
| 4. | LOGAN COOKE (2018-21) | 86 |
| 5. | Adam Podlesh (2007-10) | 75 |

Gross Average (min. 100 punts)

| | | |
|----|------------------------------|-------------|
| 1. | Bryan Anger (2012-15) | 46.8 |
| 2. | LOGAN COOKE (2018-21) | 46.6 |
| 3. | Brad Nortman (2016-17) | 45.3 |
| 4. | Bryan Barker (1995-2000) | 43.5 |
| 5. | Chris Hanson (2001-06) | 42.9 |

Net Average (min. 100 punts)

| | | |
|----|------------------------------|-------------|
| 1. | LOGAN COOKE (2018-21) | 43.1 |
| 2. | Bryan Anger (2012-15) | 40.5 |
| 3. | Brad Nortman (2016-17) | 39.2 |
| 4. | Adam Podlesh (2007-10) | 37.8 |

Fewest Touchbacks (min. 100 punts)

| | | |
|----|------------------------------|-----------|
| 1. | LOGAN COOKE (2018-20) | 14 |
| 2. | Brad Nortman (2016-17) | 17 |
| 3. | Adam Podlesh (2007-10) | 19 |
| 4. | Bryan Anger (2012-15) | 27 |
| 5. | Bryan Barker (1995-2000) | 43 |

RETURNS

Kickoff Returns

| | | |
|-----|------------------------------|----|
| 1. | Maurice Jones-Drew (2006-13) | 79 |
| 2. | Deji Karim (2010-11) | 77 |
| 3. | Brian Witherspoon (2008-09) | 76 |
| 4. | Reggie Barlow (1996-2000) | 70 |
| 5. | Jordan Todman (2012-14) | 68 |
| 6. | Willie Jackson (1995-97) | 58 |
| 7. | David Allen (2003-04) | 52 |
| 8. | Derrick Wimbush (2005-06) | 47 |
| 9. | Elvis Joseph (2001-02) | 44 |
| 10. | Corey Grant (2015-18) | 41 |

Kickoff Return Yards

| | | |
|-----|------------------------------|-------|
| 1. | Maurice Jones-Drew (2006-12) | 2,054 |
| 2. | Deji Karim (2010-11) | 1,900 |
| 3. | Brian Witherspoon (2008-09) | 1,818 |
| 4. | Jordan Todman (2012-14) | 1,762 |
| 5. | Reggie Barlow (1996-2000) | 1,634 |
| 6. | Willie Jackson (1995-97) | 1,206 |
| 7. | Derrick Wimbush (2005-06) | 1,136 |
| 8. | David Allen (2003-04) | 1,041 |
| 9. | Elvis Joseph (2001-02) | 990 |
| 10. | Corey Grant (2015-18) | 967 |

Kick Return Average (min. 50 returns)

| | | |
|----|------------------------------|-------|
| 1. | Maurice Jones-Drew (2006-13) | 26.00 |
| 2. | Jordan Todman (2012-14) | 25.91 |
| 3. | Deji Karim (2010-11) | 24.68 |
| 4. | Brian Witherspoon (2008-09) | 23.92 |
| 5. | Reggie Barlow (1996-2000) | 23.34 |
| 6. | Willie Jackson (1995-97) | 20.79 |

Longest Kickoff Returns

| | | |
|----|---|-------------|
| 1. | JAMAL AGNEW (Sept. 19, 2021 vs. DEN) | 102t |
| 2. | Marqise Lee (Dec. 18, 2016 at HOU) | 100t |
| | Maurice Jones-Drew (Nov. 4, 2007 at N.O.) | 100t |
| 4. | Alvis Whitted (Dec. 26, 1999 at TEN) | 98t |
| 5. | Elvis Joseph (Nov. 18, 2001 at PIT) | 95t |
| 6. | Maurice Jones-Drew (Dec. 10, 2006 vs. IND) | 93t |



INDIVIDUAL RECORDS

7. Reggie Barlow (Dec. 7, 1997 vs. N.E.) 92t

Kickoff Return Touchdowns

1. Maurice Jones-Drew (2006-11) 2
2. JAMAL AGNEW (2021) 1
 Marqise Lee (2014-2019) 1
 Derrick Wimbush (2005-06) 1
 Jimmy Smith (1995-2005) 1
 Elvis Joseph (2001-02) 1
 Alvis Whitted (1998-2001) 1
 Reggie Barlow (1996-2000) 1

Punt Returns

1. Reggie Barlow (1996-2000) 146
 2. Alvin Pearman (2005-08) 81
 3. Mike Thomas (2009-12) 75
 4. Ace Sanders (2013-14) 57
 5. Dede Westbrook (2017-20) 44
 6. David Allen (2003-04) 42
 7. Rashad Greene Sr. (2015-18) 41
 8. Jaydon Mickens (2017-18) 39
 Damon Gibson (2001-02) 39
 10. Chris Hudson (1995-98) 32

Punt Return Yards

1. Reggie Barlow (1996-2000) 1,581
 2. Alvin Pearman (2005-08) 693
 3. Mike Thomas (2009-12) 620
 4. David Allen (2003-04) 468
 5. Rashad Greene Sr. (2015-18) 448
 6. Dede Westbrook (2017-20) 425
 7. Ace Sanders (2013-14) 367
 8. Chris Hudson (1995-98) 348
 9. Jaydon Mickens (2017-18) 346
 10. Damon Gibson (2001-02) 333

Punt Return Average (min. 25 returns)

1. Bobby Shaw (2002) 12.40
 2. David Allen (2003-04) 11.14
 3. Rashad Greene Sr. (2015-18) 10.93
 4. Chris Hudson (1995-98) 10.88
 5. Reggie Barlow (1996-2000) 10.83
 6. Jermaine Lewis (2003-04) 9.71
 7. Dede Westbrook (2017-20) 9.70
 8. Jaydon Mickens (2017-18) 8.87
 9. Alvin Pearman (2005-08) 8.56
 10. Damon Gibson (2001-02) 8.54

Longest Punt Returns

1. Keelan Cole Sr. (Nov. 15, 2020 AT G.B.) 91t
 2. Reggie Barlow (Sept. 13, 1998 vs. K.C.) 85t
 3. Mike Thomas (Dec. 19, 2010 at IND) 78t
 4. Dede Westbrook (Dec. 16, 2018 VS. WAS) 74t
 Reggie Barlow (Nov. 21, 1999 vs. N.O.) 74t
 6. Rashad Greene Sr. (Dec. 13, 2015 vs. IND) 73t
 7. Jaydon Mickens (Dec. 10, 2017 vs. SEA) 72
 8. Bobby Shaw (Oct. 6, 2002 vs. PHI) 69t

Punt Return Touchdowns

1. Reggie Barlow (1996-2000) 2
 2. Keelan Cole Sr. (2017-20) 1
 Dede Westbrook (2017-20) 1
 Jaydon Mickens (2017-18) 1
 Rashad Greene Sr. (2015-18) 1
 Mike Thomas (2009-12) 1
 Bobby Shaw (2002) 1

DEFENSE

Interceptions

1. Rashean Mathis (2003-12) 30
 2. Aaron Beasley (1996-2001) 15
 3. Donovan Darius (1998-2006) 14
 4. Derek Cox (2009-12) 12
 5. Paul Posluszny (2011-17) 11
 6. Jalen Ramsey (2016-19) 9
 Telvin Smith Sr. (2014-18) 9
 8. A.J. Bouye (2017-19) 8
 Mike Peterson (2003-08) 8
 Chris Hudson (1995-98) 8

Longest Interceptions Returns

1. Aaron Beasley (Sept. 12, 1999 vs. S.F.) 93t
 2. Rashean Mathis (Oct. 5, 2008 vs. PIT) 72t
 3. Tashaun Gipson Sr. (Sept. 10, 2017 at HOU) 67
 4. Rashean Mathis (Sept. 21, 2008 at IND) 61t
 5. Paul Posluszny (Oct. 13, 2013 at DEN) 59t

INTs Returned for Touchdown

1. Rashean Mathis (2003-12) 3
 Telvin Smith Sr. (2014-18) 3
 3. Aaron Beasley (1996-2001) 2

Consecutive Games with INT

1. Brian Williams (Oct. 14-Nov. 11, 2007) 3
 Rashean Mathis (Jan. 1 - Sept. 18, 2006) 3
 3. Barry Church (Dec. 17 - 24, 2017) 2
 A.J. Bouye (Nov. 12 - 19, 2017) 2
 A.J. Bouye (Sept. 24 - Oct. 1, 2017) 2
 Jalen Ramsey (Dec. 3-10, 2017) 2
 Jalen Ramsey (Dec. 18-24, 2016) 2
 Geno Hayes (Dec. 5-15, 2013) 2
 Derek Cox (Oct. 7-21, 2012) 2
 Morgan Trent (Dec. 24, 2011-Jan. 1, 2012) 2
 Rashean Mathis (Dec. 31, 2006-Sept. 9, 2007) 2
 Gerald Sensabaugh (Dec. 3-10, 2006) 2
 Rashean Mathis (Sept. 10-18, 2006) 2
 Rashean Mathis (Oct. 16-30, 2005) 2
 Donovan Darius (Nov. 21-28, 2004) 2
 Mike Peterson (Nov. 23-30, 2003) 2
 Marlon McCree (Dec. 1-8, 2002) 2
 Marlon McCree (Nov. 10-17, 2002) 2
 Donovan Darius (Oct. 31-Nov. 7, 1999) 2
 Chris Hudson (Sept. 20-27, 1998) 2
 Chris Hudson (Nov. 2-9, 1997) 2
 James Williams (Nov. 26-Dec. 3, 1995) 2

Sacks

1. Tony Brackens (1996-2003) 55.0
 2. Yannick Ngakoue (2016-19) 37.5
 3. Joel Smeenge (1995-2000) 34.0
 4. Calais Campbell (2017-19) 31.5
 5. John Henderson (2002-09) 29.0
 6. Paul Spicer (2001-08) 28.5
 Kevin Hardy (1996-2001) 28.5

Consecutive Games with Sack

1. Tony Brackens (Nov. 11-Dec. 30, 2001) 8
 2. Seven players, last: 4

JOSH ALLEN (OCT. 6-27, 2019)

Tackles

1. Daryl Smith (2004-12) 1,089
 2. Paul Posluszny (2011-17) 973
 3. Donovan Darius (1998-2006) 858
 4. Mike Peterson (2003-08) 837



INDIVIDUAL RECORDS

| | | |
|----|--------------------------|-----|
| 5. | Kevin Hardy (1996-2001) | 789 |
| 6. | Telvin Smith (2014-18) | 580 |
| 7. | John Henderson (2002-09) | 563 |
| 8. | Rashean Mathis (2003-12) | 554 |

Takeaways

| | | |
|----|----------------------------|----|
| 1. | Rashean Mathis (2003-12) | 35 |
| 2. | Donovin Darius (1998-2006) | 20 |
| 3. | Tony Brackens (1996-2003) | 18 |
| | Aaron Beasley (1996-2001) | 18 |

FUMBLES

Fumbles

| | | |
|----|------------------------------|----|
| 1. | Mark Brunell (1995-2003) | 53 |
| 2. | Blake Bortles (2014-18) | 46 |
| 3. | David Garrard (2002-10) | 44 |
| 4. | Fred Taylor (1998-2008) | 26 |
| | Byron Leftwich (2003-06) | 26 |
| 6. | Maurice Jones-Drew (2006-13) | 22 |
| 7. | Blaine Gabbert (2011-13) | 21 |

Fumbles Lost

| | | |
|----|------------------------------|----|
| 1. | David Garrard (2002-10) | 21 |
| 2. | Blake Bortles (2014-18) | 19 |
| 3. | Mark Brunell (1995-2003) | 18 |
| 4. | Fred Taylor (1998-2008) | 17 |
| 5. | Gardner Minshew II (2019-20) | 11 |
| 6. | Maurice Jones-Drew (2006-13) | 10 |
| | Byron Leftwich (2003-06) | 10 |

Forced Fumbles

| | | |
|----|----------------------------|----|
| 1. | Tony Brackens (1996-2003) | 27 |
| 2. | Yannick Ngakoue (2016-19) | 14 |
| 3. | Daryl Smith (2004-12) | 9 |
| | Joel Smeenge (1995-2000) | 9 |
| 5. | John Henderson (2002-09) | 8 |
| | Akin Ayodele (2002-05) | 8 |
| | Kevin Hardy (1996-2001) | 8 |
| 8. | Paul Spicer (2000-08) | 7 |
| | Bobby McCray (2004-07) | 7 |
| | Donovin Darius (1998-2006) | 7 |
| | Aaron Beasley (1996-2001) | 7 |

Opponent Fumble Recoveries

| | | |
|----|-----------------------------|----|
| 1. | Tony Brackens (1996-2003) | 13 |
| 2. | Telvin Smith Sr. (2014-18) | 6 |
| | Donovin Darius (1998-2006) | 6 |
| | Fernando Bryant (1999-2003) | 6 |
| | Kevin Hardy (1996-2001) | 6 |
| | Bryan Schwartz (1995-99) | 6 |
| | Travis Davis (1995-98) | 6 |

Longest Fumble Recovery Returns

| | | |
|----|---|------------|
| 1. | Aaron Beasley (Nov. 8, 1998 vs. CIN) | 90t |
| 2. | Donovin Darius (Nov. 1, 1998 at BAL) | 83t |
| 3. | MYLES JACK (OCT. 1, 2017 AT N.Y. JETS) | 81t |
| 4. | Daryl Smith (Oct. 14, 2007 vs. HOU) | 77t |
| 5. | Yannick Ngakoue (DEC. 31, 2017 at TEN) | 67t |
| 6. | Ainsley Battles (Dec. 3, 2001 vs. G.B.) | 60t |

BLOCKS

Blocked Field Goals

| | | |
|----|-----------------------------|---|
| 1. | Marcus Stroud (2001-07) | 2 |
| | Clyde Simmons (1996-97) | 2 |
| 3. | Calais Campbell (2017-19) | 1 |
| | Tyson Alualu (2010-16) | 1 |
| | Chris Clemons (2014-15) | 1 |
| | Rashean Mathis (2003-10) | 1 |
| | John Henderson (2002-09) | 1 |
| | Gerald Sensabaugh (2005-08) | 1 |
| | Akin Ayodele (2002-05) | 1 |
| | Don Davey (1995-98) | 1 |

Blocked Field Goal Returns

| | | |
|----|--|---|
| 1. | Chris Hudson (Sept. 22, 1997 vs. PIT) | 1 |
| | Mickey Washington (Dec. 1, 1996 vs. CIN) | 1 |

Blocked Punts

| | | |
|----|----------------------------|---|
| 1. | Donovin Darius (1998-2006) | 2 |
| | Dave Thomas (1995-99) | 2 |

Blocked Punt Returns

| | | |
|----|---|----------|
| 1. | DANIEL THOMAS (OCT. 25, 2020 AT LAC) | 1 |
| | Mike Harris (Dec. 30, 2012 at TEN) | 1 |
| | Zach Potter (Dec. 15, 2011 at ATL) | 1 |
| | Alvis Whitted (Nov. 1, 1998 at BAL) | 1 |
| | Jimmy Smith (Dec. 3, 1995 at DEN) | 1 |

Blocked Extra Points

| | | |
|----|--|---|
| 1. | Cody Davis (Nov. 3, 2019 vs. HOU) | 1 |
| | Telvin Smith Sr. (Dec. 31, 2017 at TEN) | 1 |
| | Jalen Myrick (Dec. 24, 2017 at S.F.) | 1 |
| | Sen'Derrick Marks (Nov. 20, 2016 at DET) | 1 |
| | Tony Brackens (Oct. 5, 1997 vs. CIN) | 1 |
| | Clyde Simmons (Sept. 22, 1996 at N.E.) | 1 |



SINGLE GAME RECORDS

SCORING

Points

| | | |
|----|---|----|
| 1. | James Stewart (Oct. 12, 1997 vs. PHI) | 30 |
| 2. | Maurice Jones-Drew (Dec. 11, 2011 vs. T.B.) | 24 |
| | Fred Taylor (Nov. 19, 2000 at PIT) | 24 |
| 4. | Several players tied | 18 |

Touchdowns

| | | |
|----|---|---|
| 1. | James Stewart (Oct. 12, 1997 vs. PHI) | 5 |
| 2. | Maurice Jones-Drew (Dec. 11, 2011 vs. T.B.) | 4 |
| | Fred Taylor (Nov. 19, 2000 at PIT) | 4 |
| 4. | Several players tied | 3 |

Field Goals

| | | |
|----|-------------------------------------|---|
| 1. | Josh Scobee (Oct. 10, 2010 at BUF) | 5 |
| | Josh Scobee (Nov. 25, 2007 vs. BUF) | 5 |
| | Mike Hollis (Sept. 10, 2000 at BAL) | 5 |
| | Mike Hollis (Nov. 30, 1997 vs. BAL) | 5 |
| | Mike Hollis (Dec. 1, 1996 vs. CIN) | 5 |
| 6. | Several players tied | 4 |

Extra Points

| | | |
|----|---|----------|
| 1. | Josh Scobee (Dec. 23, 2007 vs. OAK) | 7 |
| 2. | JOSH LAMBO (Dec. 17, 2017 vs. HOU) | 6 |
| | Jason Myers (Dec. 13, 2015 vs. IND) | 6 |
| | Mike Hollis (Dec. 3, 2000 vs. CLE) | 6 |
| | Mike Hollis (Nov. 1, 1998 at BAL) | 6 |

PASSING

Pass Completions

| | | |
|-----|--|----|
| 1. | Mark Brunell (Oct. 20, 1996 at STL) | 37 |
| 2. | Byron Leftwich (Oct. 10, 2004 at S.D.) | 36 |
| 3. | Blake Bortles (Oct. 7, 2018 at K.C.) | 33 |
| | Blake Bortles (Oct. 27, 2016 at TEN) | 33 |
| | Nick Foles (Nov. 17, 2019 at IND) | 33 |
| 6. | Nick Foles (Nov. 24, 2019 at TEN) | 32 |
| | Blake Bortles (Dec. 24, 2017 at S.F.) | 32 |
| | Blake Bortles (Nov. 13, 2016 vs. HOU) | 32 |
| | Blake Bortles (Oct. 12, 2014 at TEN) | 32 |
| 10. | Blake Bortles (Sept. 18, 2016 at S.D.) | 31 |

Pass Attempts

| | | |
|----|--|-----------|
| 1. | Blake Bortles (Oct. 7, 2018 at K.C.) | 61 |
| 2. | Blake Bortles (Oct. 27, 2016 vs. TEN) | 54 |
| | Byron Leftwich (Oct. 10, 2004 at S.D.) | 54 |
| 4. | Blake Bortles (Oct. 18, 2015 vs. HOU) | 53 |
| 5. | Mark Brunell (Oct. 20, 1996 at STL) | 52 |
| 6. | Blake Bortles (Nov. 12, 2017 vs. LAC) | 51 |
| | Chad Henne (Dec. 29, 2013 at IND) | 51 |
| | Chad Henne (Dec. 23, 2012 vs. N.E.) | 51 |
| 9. | TREVOR LAWRENCE (Sept. 13, 2021 at HOU) | 51 |

Completion % (min. 20 attempts)

| | | |
|----|---|------|
| 1. | Gardner Minshew II (Sept. 13, 2020 vs. IND) | 95.0 |
| 2. | Gardner Minshew II (Sept. 8, 2019 vs. K.C.) | 88.0 |
| 3. | Mark Brunell (Sept. 7, 2003 at CAR) | 85.2 |
| 4. | Mark Brunell (Oct. 29, 2000 at DAL) | 83.3 |
| | Rob Johnson (Aug. 31, 1997 at BAL) | 83.3 |
| 6. | David Garrard (Dec. 2, 2007 at IND) | 82.8 |
| 7. | David Garrard (Oct. 31, 2010 at DAL) | 81.0 |
| 8. | David Garrard (Oct. 10, 2010 at BUF) | 80.0 |
| | Mark Brunell (Oct. 6, 1996 at N.O.) | 80.0 |

Passing Yards

| | | |
|----|---------------------------------------|-----|
| 1. | Mark Brunell (Sept. 22, 1996 at N.E.) | 432 |
| 2. | Blake Bortles (Oct. 7, 2018 at K.C.) | 430 |

| | | |
|-----|--|-----|
| 3. | Mark Brunell (Oct. 20, 1996 at STL) | 421 |
| 4. | Blake Bortles (Sept. 30, 2018 vs. NYJ) | 388 |
| 5. | Mark Brunell (Sept. 10, 2000 at BAL) | 386 |
| 6. | Blake Bortles (Dec. 24, 2017 at S.F.) | 382 |
| 7. | Blake Bortles (Nov. 8, 2015 at NYJ) | 381 |
| 8. | Blake Bortles (Sept. 16, 2018 vs. N.E.) | 376 |
| | Mark Brunell (Sept. 20, 1998 vs. BAL) | 376 |
| 10. | Gardner Minshew II (Oct. 6, 2019 AT CAR) | 374 |
| 11. | Blake Bortles (Dec. 27, 2015 at N.O.) | 368 |
| 12. | Byron Leftwich (Oct. 10, 2004 at S.D.) | 357 |

Passing TDs

| | | |
|----|---|---|
| 1. | Blake Bortles (Dec. 6, 2015 at TEN) | 5 |
| 2. | Blake Bortles (Sept. 16, 2018 vs. N.E.) | 4 |
| | Blake Bortles (Sept. 24, 2017 vs. BAL) | 4 |
| | Blake Bortles (Dec. 27, 2015 at N.O.) | 4 |
| | Blake Bortles (Oct. 11, 2015 at T.B.) | 4 |
| | Chad Henne (Nov. 18, 2012 at HOU) | 4 |
| | David Garrard (Oct. 31, 2010 at DAL) | 4 |
| | Quinn Gray (Dec. 30, 2007 at HOU) | 4 |
| | Mark Brunell (Nov. 29, 1998 at CIN) | 4 |

Interceptions

| | | |
|----|--|---|
| 1. | Mark Brunell (Oct. 20, 1996 at STL) | 5 |
| 2. | Jake Luton (Nov. 22, 2020 vs. PIT) | 4 |
| | Blake Bortles (Oct. 7, 2018 at K.C.) | 4 |
| | Luke McCown (Sept. 18, 2011 at NYJ) | 4 |
| | David Garrard (Sept. 19, 2010 at S.D.) | 4 |
| | David Garrard (Nov. 12, 2006 vs. HOU) | 4 |

Average Gain Per Attempt (min. 20 attempts)

| | | |
|----|--|------|
| 1. | Blake Bortles (Oct. 22, 2017 at IND) | 12.7 |
| 2. | David Garrard (Oct. 21, 2010 at DAL) | 12.4 |
| 3. | Rob Johnson (Aug. 31, 1997 at BAL) | 12.3 |
| 4. | Byron Leftwich (Oct. 5, 2003 vs. S.D.) | 12.0 |
| 5. | Mark Brunell (Nov. 1, 1998 at BAL) | 11.9 |
| 6. | Mark Brunell (Nov. 21, 1999 vs. N.O.) | 11.7 |
| 7. | Blake Bortles (Dec. 17, 2017 vs. HOU) | 11.2 |

RUSHING

Rushing Attempts

| | | |
|----|--|----|
| 1. | Fred Taylor (Sept. 25, 2005 at NYJ) | 37 |
| 2. | Fred Taylor (Dec. 21, 2003 vs. N.O.) | 34 |
| 3. | Maurice Jones-Drew (Oct. 18, 2009 vs. STL) | 33 |
| 4. | Fred Taylor (Nov. 23, 2003 at NYJ) | 32 |
| | Fred Taylor (Dec. 17, 2000 at CIN) | 32 |
| | Fred Taylor (Dec. 6, 1998 vs. Det.) | 32 |
| 7. | Maurice Jones-Drew (Dec. 5, 2010 at TEN) | 31 |
| | Fred Taylor (Oct. 29, 2000 at DAL) | 31 |

Rushing Yards

| | | |
|-----|--|-----|
| 1. | Fred Taylor (Nov. 19, 2000 at PIT) | 234 |
| 2. | Leonard Fournette (Sept. 29, 2019 at DEN) | 225 |
| 3. | Fred Taylor (Dec. 21, 2003 vs. N.O.) | 194 |
| 4. | Maurice Jones-Drew (Dec. 5, 2010 at TEN) | 186 |
| 5. | Fred Taylor (Dec. 6, 1998 vs. DET) | 183 |
| 6. | Leonard Fournette (Oct. 8, 2017 at PIT) | 181 |
| | Fred Taylor (Dec. 3, 2000 vs. CLE) | 181 |
| 8. | Maurice Jones-Drew (Sept. 23, 2012 at IND) | 177 |
| | Maurice Jones-Drew (Nov. 1, 2009 at TEN) | 177 |
| 10. | Maurice Jones-Drew (Jan. 1, 2012 vs. IND) | 169 |

Rushing Touchdowns

| | | |
|----|--|---|
| 1. | James Stewart (Oct. 12, 1997 vs. PHI) | 5 |
| 2. | Nine players, last: | 4 |
| | Maurice Jones-Drew (Oct. 18, 2009 vs. STL) | |



SINGLE GAME RECORDS

Rushing Average (min. 10 attempts)

| | | |
|----|--|-------|
| 1. | Maurice Jones-Drew (Dec. 10, 2006 vs. IND) | 11.07 |
| 2. | Maurice Jones-Drew (Oct. 14, 2007 vs. HOU) | 10.42 |
| 3. | Fred Taylor (Oct. 31, 1999 at CIN) | 8.53 |
| 4. | Maurice Jones-Drew (Sept. 24, 2006 at IND) | 7.92 |
| 5. | Stacey Mack (Dec. 30, 2001 vs. K.C.) | 7.81 |
| 6. | Fred Taylor (Nov. 19, 2000 at PIT) | 7.80 |
| 7. | Leonard Fournette (Sept. 29, 2019 at DEN) | 7.76 |

RECEIVING

Receptions

| | | |
|----|--|----|
| 1. | Keenan McCardell (Oct. 20, 1996 at STL) | 16 |
| 2. | Jimmy Smith (Sept. 10, 2000 at BAL) | 15 |
| 3. | Justin Blackmon (Oct. 13, 2013 at DEN) | 14 |
| | Jimmy Smith (Jan. 2, 2000 vs. CIN) | 14 |
| 5. | Allen Hurns (Oct. 4, 2015 at IND) | 11 |
| | Keenan McCardell (Dec. 23, 2000 at NYG) | 11 |
| | Keenan McCardell (Oct. 1, 2000 vs. PIT) | 11 |
| | Keenan McCardell (Dec. 7, 1997 vs. N.E.) | 11 |

Receiving Yards

| | | |
|-----|---|------------|
| 1. | Jimmy Smith (Sept. 10, 2000 at BAL) | 291 |
| 2. | Justin Blackmon (Nov. 18, 2012 at HOU) | 236 |
| 3. | Keenan McCardell (Oct. 20, 1996 at STL) | 232 |
| 4. | Jimmy Smith (Nov. 21, 1999 vs. N.O.) | 220 |
| 5. | Justin Blackmon (Oct. 13, 2013 at DEN) | 190 |
| 6. | Keelan Cole (Dec. 17, 2017 vs. HOU) | 186 |
| 7. | Jimmy Smith (Jan. 2, 2000 vs. CIN) | 165 |
| 8. | DJ CHARK JR. (Oct. 6, 2019 at CAR) | 164 |
| | Jimmy Smith (Sept. 22, 1997 vs. PIT) | 164 |
| 10. | Jimmy Smith (Dec. 1, 1996 vs. CIN) | 162 |

Receiving TDs

| | | |
|----|---|---|
| 1. | Mercedes Lewis (Sept. 24, 2017 vs. BAL) | 3 |
| | Allen Robinson (Dec. 6, 2015 at TEN) | 3 |
| | Jimmy Smith (Sept. 10, 2000 at BAL) | 3 |
| 4. | Several players tied | 2 |

Yards Per Reception (min. 4 receptions)

| | | |
|----|--|--------------|
| 1. | DJ CHARK JR. (Sept. 8, 2019 vs. K.C.) | 36.50 |
| 2. | Justin Blackmon (Nov. 18, 2012 at HOU) | 33.71 |
| 3. | Ernest Wilford (Dec. 24, 2005 at HOU) | 29.50 |
| 4. | Andre Rison (Sept. 22, 1996 at N.E.) | 28.75 |

YARDAGE

Scrimmage Yards

| | | |
|-----|--|-----|
| 1. | Jimmy Smith (Sept. 10, 2000 at BAL) | 291 |
| 2. | Fred Taylor (Nov. 19, 2000 at PIT) | 248 |
| 3. | Leonard Fournette (Sept. 29, 2019 at DEN) | 245 |
| 4. | Fred Taylor (Sept. 29, 2002 vs. NYJ) | 237 |
| 5. | Justin Blackmon (Nov. 18, 2012 at HOU) | 236 |
| 6. | Keenan McCardell (Oct. 20, 1996 at STL) | 232 |
| 7. | Fred Taylor (Dec. 21, 2003 at N.O.) | 225 |
| 8. | Maurice Jones-Drew (Nov. 21, 2010 vs. CLE) | 220 |
| | Jimmy Smith (Nov. 21, 1999 vs. N.O.) | 220 |
| 10. | Fred Taylor (Sept. 20, 1998 vs. BAL) | 213 |

All-Purpose Yards

| | | |
|----|--|-----|
| 1. | Maurice Jones-Drew (Dec. 10, 2006 vs. IND) | 303 |
| 2. | Jimmy Smith (Sept. 10, 2000 at BAL) | 291 |
| 3. | Maurice Jones-Drew (Oct. 14, 2007 vs. HOU) | 260 |
| 4. | Fred Taylor (Nov. 19, 2000 at PIT) | 248 |
| 5. | Leonard Fournette (Sept. 29, 2019 at DEN) | 245 |
| 6. | Maurice Jones-Drew (Sept. 24, 2006 at IND) | 244 |
| 7. | Fred Taylor (Sept. 29, 2002 vs. NYJ) | 237 |
| 8. | Justin Blackmon (Nov. 18, 2012 at HOU) | 236 |

| | | |
|-----|--|-----|
| 9. | Maurice Jones-Drew (Nov. 23, 2008 vs. MIN) | 233 |
| 10. | Keenan McCardell (Oct. 20, 1996 at STL) | 232 |

PUNTING

Punts

| | | |
|----|--------------------------------------|----|
| 1. | Bryan Anger (Sept. 8, 2013 vs. K.C.) | 11 |
| 2. | Adam Podlesh (Nov. 16, 2008 vs. TEN) | 10 |
| 3. | Several players tied | 9 |

Punts Inside 20 (since 2000)

| | | |
|----|-------------------------------------|---|
| 1. | Bryan Anger (Nov. 17, 2013 vs. ARI) | 6 |
| 2. | Brad Nortman (Oct. 1, 2017 at NYJ) | 5 |
| | Bryan Anger (Oct. 4, 2015 at IND) | 5 |
| | Bryan Anger (Dec. 9, 2012 vs. NYJ) | 5 |

Gross Average (min. 4 punts)

| | | |
|----|--|-------------|
| 1. | Bryan Anger (Dec. 23, 2012 vs. N.E.) | 56.3 |
| 2. | Bryan Anger (Oct. 11, 2015 at T.B.) | 55.3 |
| 3. | Brad Nortman (Oct. 16, 2016 at CHI) | 55.0 |
| 4. | LOGAN COOKE (NOV. 22, 2022 vs. PIT) | 54.0 |
| 5. | Brad Nortman (Oct. 2, 2016 vs. IND) | 53.8 |
| | Bryan Barker (Oct. 19, 1997 at DAL) | 53.8 |
| 7. | Bryan Anger (Sept. 9, 2012 at MIN) | 53.5 |
| | Bryan Anger (Sept. 23, 2012 at IND) | 53.5 |

Net Average (min. 4 punts)

| | | |
|----|--|-------------|
| 1. | Brad Nortman (Oct. 16, 2016 at CHI) | 52.2 |
| 2. | Bryan Anger (Nov. 4, 2012 vs. DET) | 50.5 |
| 3. | LOGAN COOKE (Dec. 16, 2018 vs. WAS) | 50.2 |
| 4. | Adam Podlesh (Dec. 23, 2007 vs. OAK) | 49.8 |
| 5. | LOGAN COOKE (Dec. 15, 2019 at OAK) | 49.2 |

RETURNS

Kickoff Returns

| | | |
|----|--|---|
| 1. | Michael Walker (Nov. 24, 2019 at TEN) | 7 |
| | Deji Karim (Oct. 18, 2010 vs. TEN) | 7 |
| | Jermaine Lewis (Oct. 10, 2004 at S.D.) | 7 |
| | Curtis Marsh Sr. (Nov. 12, 1995 vs. SEA) | 7 |

Kickoff Return Yards

| | | |
|----|--|-----|
| 1. | Reggie Barlow (Oct. 25, 1998 at DEN) | 206 |
| 2. | Jordan Todman (Sept. 28, 2014 at S.D.) | 174 |
| 3. | Jordan Todman (Nov. 2, 2014 at CIN) | 173 |
| 4. | Curtis Marsh Sr. (Nov. 12, 1995 vs. SEA) | 169 |
| 5. | Deji Karim (Oct. 18, 2010 vs. TEN) | 168 |
| 6. | Michael Walker (Nov. 24, 2019 at TEN) | 157 |
| | Reggie Barlow (Dec. 7, 1997 vs. N.E.) | 157 |
| 8. | Rashad Jennings (Nov. 18, 2012 at HOU) | 149 |
| 9. | David Allen (Dec. 14, 2003 at N.E.) | 147 |
| | Alvis Whitted (Dec. 26, 1999 at TEN) | 147 |

Kickoff Return Average (min. 3 returns)

| | | |
|----|---|------|
| 1. | Maurice Jones-Drew (Nov. 4, 2007 at N.O.) | 47.3 |
| 2. | Derrick Wimbush (Nov. 27, 2005 at ARI) | 46.0 |
| 3. | Brian Witherspoon (Sept. 7, 2008 at TEN) | 41.3 |
| 4. | Randy Jordan (Oct. 13, 1996 vs. NYJ) | 39.7 |
| 5. | Tiquan Underwood (Sept. 12, 2010 vs. DEN) | 38.3 |

Kickoff Return TDs

| | | |
|----|---|----------|
| 1. | JAMAL AGNEW (Sept. 20, 2021 vs. DEN) | 1 |
| | Marqise Lee (Dec. 18, 2016 at HOU) | 1 |
| | Maurice Jones-Drew (Nov. 4, 2007 at N.O.) | 1 |
| | Maurice Jones-Drew (Dec. 10, 2006 vs. IND) | 1 |
| | Derrick Wimbush (Nov. 27, 2005 at ARI) | 1 |
| | Elvis Joseph (Nov. 18, 2001 at PIT) | 1 |
| | Alvis Whitted (Dec. 26, 1999 at TEN) | 1 |
| | Reggie Barlow (Dec. 7, 1997 vs. N.E.) | 1 |
| | Jimmy Smith (Dec. 3, 1995 at DEN) | 1 |



SINGLE GAME RECORDS

Punt Returns

| | | |
|----|--|---|
| 1. | Jaydon Mickens (Nov. 12, 2017 vs. LAC) | 7 |
| | Alvin Pearman (Dec. 18, 2005 vs. S.F.) | 7 |
| | Alvin Pearman (Nov. 13, 2005 vs. BAL) | 7 |

| | | |
|----|----------------------|---|
| 4. | Several players tied | 6 |
|----|----------------------|---|

Punt Return Yards

| | | |
|-----|---|-----|
| 1. | Reggie Barlow (Sept. 13, 1998 vs. K.C.) | 134 |
| 2. | Keelan Cole (Nov. 15, 2020 at G.B.) | 113 |
| 3. | Mike Thomas (Dec. 19, 2010 at IND) | 99 |
| 4. | Dede Westbrook (Dec. 16, 2018 vs. WAS) | 84 |
| 5. | Jaydon Mickens (Nov. 5, 2017 vs. CIN) | 82 |
| | Desmond Howard (Sept. 24, 1995 vs. G.B.) | 82 |
| 7. | Reggie Barlow (Sept. 20, 1998 vs. BAL) | 81 |
| 8. | Reggie Barlow (Nov. 21, 1999 vs. N.O.) | 80 |
| 9. | Reggie Barlow (Nov. 23, 1997 at CIN) | 79 |
| 10. | Jermaine Lewis (Sept. 19, 2004 vs. DEN) | 78 |
| 11. | Rashad Greene Sr. (Nov. 19, 2015 vs. TEN) | 76 |

Punt Return Average (min. 3 returns)

| | | |
|----|---|------|
| 1. | Reggie Barlow (Sept. 13, 1998 vs. K.C.) | 44.7 |
| 2. | Keelan Cole (Nov. 15 at G.B., 2020) | 37.7 |
| 3. | Dede Westbrook (Dec. 16, 2018 vs. WAS) | 28.0 |
| 4. | Jaydon Mickens (Nov. 5, 2017 vs. CIN) | 27.3 |
| 5. | Reggie Barlow (Nov. 23, 1997 at CIN) | 26.3 |
| 6. | Reggie Barlow (Nov. 2, 1997 at TEN) | 25.3 |
| 7. | Mike Thomas (Dec. 19, 2010 at IND) | 24.8 |
| 8. | Jaydon Mickens (Dec. 10, 2017 vs. SEA) | 24.0 |
| 9. | Reggie Barlow (Nov. 29, 1998 at CIN) | 23.0 |

Punt Return TD

| | | |
|----|---|---|
| 1. | Keelan Cole (Nov. 15, 2020 vs. G.B.) | 1 |
| | Dede Westbrook (Dec. 16, 2018 vs. WAS) | 1 |
| | Jaydon Mickens (Nov. 5, 2017 vs. CIN) | 1 |
| | Rashad Greene Sr. (Dec. 13, 2015 vs. IND) | 1 |
| | Mike Thomas (Dec. 19, 2010 at IND) | 1 |
| | Bobby Shaw (Oct. 6, 2002 vs. PHI) | 1 |
| | Reggie Barlow (Nov. 21, 1999 vs. N.O.) | 1 |
| | Reggie Barlow (Sept. 13, 1998 vs. K.C.) | 1 |

DEFENSE

Tackles

| | | |
|----|--|----|
| 1. | Hardy Nickerson (Nov. 25, 2001 vs. Bal.) | 23 |
| 2. | Russell Allen (Sept. 16, 2012 vs. Hou.) | 22 |
| | Wali Rainer (Oct. 13, 2002 at Ten.) | 22 |
| | T.J. Slaughter (Nov. 25, 2001 vs. Bal.) | 22 |
| 5. | Paul Posluszny (Dec. 19, 2012 at Mia.) | 21 |
| | Bryan Schwartz (Dec. 17, 1995 at Det.) | 21 |
| 7. | Russell Allen (Nov. 18, 2012 at Hou.) | 20 |
| | Daryl Smith (Dec. 18, 2010 at Ind.) | 20 |
| | Kevin Hardy (Nov. 1, 1998 at Bal.) | 20 |

Sacks

| | | |
|----|--|-----|
| 1. | Calais Campbell (Sept. 10, 2017 at HOU) | 4.0 |
| 2. | Calais Campbell (Sept. 19, 2019 vs. TEN) | 3.0 |
| | Chris Clemons (Nov. 23, 2014 at IND) | 3.0 |
| | Paul Spicer (Sept. 25, 2005 at NYJ) | 3.0 |
| | John Henderson (Oct. 6, 2002 vs. PHI) | 3.0 |
| | Kelvin Prichett (Oct. 5, 1997 vs. CIN) | 3.0 |

Interceptions

| | | |
|----|--|----------|
| 1. | TRE HERNDON (OCT. 27, 2019 vs. NYJ) | 2 |
| | Jalen Ramsey (Nov. 18, 2018 vs. PIT) | 2 |
| | A.J. Bouye (Dec. 10, 2017 vs. SEA) | 2 |
| | Tashaun Gipson Sr. (Oct. 8, 2017 at PIT) | 2 |
| | Davon House (Nov. 15, 2015 at BAL) | 2 |
| | Derek Cox (Oct. 31, 2010 at DAL) | 2 |
| | Rashean Mathis (Nov. 5, 2006 vs. TEN) | 2 |
| | Rashean Mathis (Sept. 18, 2006 vs. PIT) | 2 |
| | Terry Cousin (Nov. 13, 2005 vs. BAL) | 2 |
| | Rashean Mathis (Oct. 30, 2005 at STL) | 2 |
| | Donovin Darius (Jan. 2, 2005 at OAK) | 2 |
| | Rashean Mathis (Dec. 19, 2004 at G.B.) | 2 |
| | Marlon McCree (Sept. 15, 2002 at K.C.) | 2 |
| | Rayna Stewart (Sept. 10, 2000 at BAL) | 2 |
| | Aaron Beasley (Sept. 12, 1999 vs. S.F.) | 2 |
| | Deon Figures (Aug. 31, 1997 at BAL) | 2 |

INTs Returned for Touchdown

| | | |
|----|--|----------|
| 1. | Joe Schobert (Dec. 6, 2020 at MIN) | 1 |
| | Yannick Ngakoue (Oct. 20, 2019 at CIN) | 1 |
| | Telvin Smith (Dec. 23, 2018 at MIA) | 1 |
| | MYLES JACK (Sept. 9, 2018 at NYG) | 1 |
| | Barry Church (Oct. 8, 2017 at PIT) | 1 |
| | Telvin Smith (Oct. 8, 2017 at PIT) | 1 |
| | Jalen Ramsey (Dec. 24, 2016 vs. TEN) | 1 |
| | Telvin Smith (Oct. 25, 2015 vs. BUF) | 1 |
| | Dwayne Gratz (Dec. 28, 2014 at HOU) | 1 |
| | Paul Posluszny (Oct. 13, 2013 at DEN) | 1 |
| | Rashean Mathis (Sept. 21, 2008 at IND) | 1 |
| | Rashean Mathis (Oct. 5, 2008 vs. PIT) | 1 |
| | Clint Ingram (Dec. 9, 2007 vs. CAR) | 1 |
| | Aaron Glenn (Oct. 28, 2007 at T.B.) | 1 |
| | Scott Starks (Nov. 5, 2006 vs. TEN) | 1 |
| | Mike Peterson (Nov. 13, 2005 vs. BAL) | 1 |
| | Rashean Mathis (Oct. 16, 2005 at PIT) | 1 |
| | Tony Brackens (Nov. 28, 1999 at BAL) | 1 |
| | Aaron Beasley (Sept. 26, 1999 vs. TEN) | 1 |
| | Aaron Beasley (Sept. 12, 1999 vs. S.F.) | 1 |
| | Mickey Washington (Oct. 22, 1995 at CLE) | 1 |

Opponent Fumble Recoveries

| | | |
|----|---|---|
| 1. | Telvin Smith Sr. (Nov. 23, 2014 at IND) | 2 |
| | Donovin Darius (Sept. 12, 2004 at BUF) | 2 |
| | Tony Brackens (Sept. 29, 1996 vs. CAR) | 2 |

Forced Fumbles



SINGLE GAME RECORDS

- | | | |
|----|--------------------------------------|---|
| 1. | Tony Brackens (Oct. 3, 1999 vs. PIT) | 3 |
| 2. | Several players tied | 2 |

Blocked Field Goals

- | | | |
|----|--|---|
| 1. | 12 players, last: Calais Campbell (Oct. 6, 2019 at CAR) | 1 |
|----|--|---|

Blocked Punts

- | | | |
|----|---|---|
| 1. | 13 players, last; Dan Skuta (Jan. 1, 2017 at Ind.) | 1 |
|----|---|---|



ROOKIE RECORDS

SCORING

Points (Season)

| | | |
|-----|------------------------------|-----------|
| 1. | Fred Taylor (1998) | 102 |
| 2. | Maurice Jones-Drew (2006) | 96 |
| 3. | Josh Scobee (2004) | 93 |
| 4. | Seth Marler (2003) | 90 |
| 5. | JAMES ROBINSON (2020) | 62 |
| 6. | Leonard Fournette (2017) | 60 |
| 7. | Allen Hurns (2014) | 36 |
| 8. | Justin Blackmon (2012) | 32 |
| 9. | Matt Jones (2005) | 30 |
| 10. | Hayden Epstein (2002) | 28 |

Touchdowns (Season)

| | | |
|----|------------------------------|-----------|
| 1. | Fred Taylor (1998) | 17 |
| 2. | Maurice Jones-Drew (2006) | 16 |
| 3. | JAMES ROBINSON (2020) | 10 |
| 4. | Leonard Fournette (2017) | 9 |
| 5. | Allen Hurns (2014) | 6 |
| 6. | Matt Jones (2005) | 5 |
| | Justin Blackmon (2012) | 5 |

PASSING

Pass Completions (Season)

| | | |
|-----|-------------------------------|-----------|
| 1. | Gardner Minshew II (2019) | 285 |
| 2. | Blake Bortles (2014) | 280 |
| 3. | Byron Leftwich (2003) | 239 |
| 4. | Blaine Gabbert (2011) | 210 |
| 5. | TREVOR LAWRENCE (2021) | 64 |
| 6. | Jake Luton (2020) | 60 |
| 7. | Jonathan Quinn (1998) | 34 |
| 8. | David Garrard (2002) | 32 |
| 9. | Rob Johnson (1995) | 3 |
| 10. | Matt Jones (2005) | 2 |

Pass Completions (Game)

| | | |
|----|--|-----------|
| 1. | Blake Bortles (Oct. 12, 2014 at TEN) | 32 |
| 2. | Blake Bortles (Sept. 28, 2014 at S.D.) | 29 |
| 3. | TREVOR LAWRENCE (Sept. 13, 2021 at HOU) | 28 |
| 4. | Gardner Minshew II (Dec. 29, 2019 vs. IND) | 27 |
| | Gardner Minshew II (Nov. 3, 2019 vs. HOU) | 27 |
| 6. | Gardner Minshew II (Oct. 6, 2019 at CAR) | 26 |
| 7. | Byron Leftwich (Oct. 12, 2003 vs. MIA) | 24 |
| | Gardner Minshew II (Dec. 8, 2019 vs. LAC) | 24 |
| 9. | Gardner Minshew II (Sept. 15, 2019 at HOU) | 23 |

Pass Attempts (Season)

| | | |
|-----|-------------------------------|------------|
| 1. | Blake Bortles (2014) | 475 |
| 2. | Gardner Minshew II (2019) | 470 |
| 3. | Byron Leftwich (2003) | 418 |
| 4. | Blaine Gabbert (2011) | 413 |
| 5. | TREVOR LAWRENCE (2021) | 118 |
| 6. | Jonathan Quinn (1998) | 64 |
| 7. | Jake Luton (2020) | 60 |
| 8. | David Garrard (2002) | 46 |
| 9. | Rob Johnson (1995) | 7 |
| 10. | Matt Jones (2005) | 3 |
| 11. | LaBrandon Toefield (2003) | 2 |

Pass Attempts (Game)

| | | |
|----|--|-----------|
| 1. | TREVOR LAWRENCE (Sept. 13, 2021 at HOU) | 51 |
| 2. | Gardner Minshew II (Nov. 3, 2019 vs. HOU) | 47 |
| 3. | Blake Bortles (Oct. 12, 2014 at TEN) | 46 |
| 4. | Gardner Minshew II (Oct. 6, 2019 at CAR) | 44 |
| 5. | Blaine Gabbert (Dec. 24, 2011 at TEN) | 42 |
| | Blaine Gabbert (Oct. 2, 2011 vs. N.O.) | 42 |

| | |
|---|----|
| Byron Leftwich (Oct. 12, 2003 vs. MIA) | 42 |
| 8. Blaine Gabbert (Nov. 20, 2011 at Cle.) | 41 |
| 9. Byron Leftwich (Dec. 14, 2003 at N.E.) | 40 |

Passing Yards (Season)

| | | |
|----|-------------------------------|------------|
| 1. | Gardner Minshew II (2019) | 3,271 |
| 2. | Blake Bortles (2014) | 2,908 |
| 3. | Byron Leftwich (2003) | 2,819 |
| 4. | Blaine Gabbert (2011) | 2,214 |
| 5. | TREVOR LAWRENCE (2021) | 669 |
| 6. | Jake Luton (2020) | 624 |
| 7. | Jonathan Quinn (1998) | 387 |
| 8. | David Garrard (2002) | 231 |

Passing Yards (Game)

| | | |
|-----|--|------------|
| 1. | Gardner Minshew II (Oct. 6, 2019 at CAR) | 374 |
| 2. | Blake Bortles (Oct. 12, 2014 at TEN) | 336 |
| | Byron Leftwich (Oct. 5, 2003 vs. S.D.) | 336 |
| 3. | TREVOR LAWRENCE (Sept. 13, 2021 at HOU) | 332 |
| 4. | Gardner Minshew II (Nov. 3, 2019 vs. HOU) | 309 |
| 5. | Jake Luton (Nov. 8, 2020 vs. HOU) | 304 |
| 6. | Gardner Minshew II (Dec. 30, 2019 vs. IND) | 295 |
| 7. | Blake Bortles (Nov. 9, 2014 vs. DAL) | 290 |
| 8. | Byron Leftwich (Dec. 14, 2003 at N.E.) | 288 |
| 9. | Gardner Minshew II (Oct. 27, 2019 vs. NYJ) | 279 |
| 10. | Gardner Minshew II (Sept. 8, 2019 vs. K.C.) | 275 |

Passing TDs (Season)

| | | |
|----|-------------------------------|----------|
| 1. | Gardner Minshew II (2019) | 21 |
| 2. | Byron Leftwich (2003) | 14 |
| 3. | Blaine Gabbert (2011) | 12 |
| 4. | Blake Bortles (2014) | 11 |
| 5. | TREVOR LAWRENCE (2021) | 5 |
| 6. | Jake Luton (2020) | 2 |
| | Jonathan Quinn (1998) | 2 |
| 8. | David Garrard (2002) | 1 |
| | Ace Sanders (2013) | 1 |

Passing TDs (Game)

| | | |
|----|--|----------|
| 1. | TREVOR LAWRENCE (Sept. 13, 2021 at HOU) | 3 |
| | Gardner Minshew II (Dec. 29, 2019 vs. IND) | 3 |
| | Gardner Minshew II (Oct. 27, 2019 vs. NYJ) | 3 |
| 4. | 12 times, last: | 2 |
| | Gardner Minshew II (Dec. 19, 2019 at OAK) | |

Interceptions (Season)

| | | |
|----|-------------------------------|----------|
| 1. | Blake Bortles (2014) | 17 |
| 2. | Byron Leftwich (2003) | 16 |
| 3. | Blaine Gabbert (2011) | 11 |
| 4. | TREVOR LAWRENCE (2021) | 7 |
| 5. | Gardner Minshew II (2019) | 6 |
| 6. | Jake Luton (2020) | 4 |
| 7. | Jonathan Quinn (1998) | 3 |
| 8. | David Garrard (2002) | 2 |
| 9. | Rob Johnson (1995) | 1 |

Interceptions (Game)

| | | |
|----|--|----------|
| 1. | Jake Luton (Nov. 20, 2020 vs. PIT) | 4 |
| 2. | TREVOR LAWRENCE (Sept. 13, 2021 at HOU) | 3 |
| | Blake Bortles (Oct. 19, 2014 vs. CLE) | 3 |
| | Byron Leftwich (Oct. 12, 2003 vs. MIA) | 3 |
| | Byron Leftwich (Sept. 28, 2003 at HOU) | 3 |

RUSHING

Rushing Attempts (Season)

| | | |
|----|------------------------------|------------|
| 1. | Leonard Fournette (2017) | 268 |
| 2. | Fred Taylor (1998) | 264 |
| 3. | JAMES ROBINSON (2020) | 240 |



ROOKIE RECORDS

| | | |
|-----|---------------------------|-----|
| 4. | T.J. Yeldon (2015) | 182 |
| 5. | Maurice Jones-Drew (2006) | 166 |
| 6. | James Stewart (1995) | 137 |
| 7. | Elvis Joseph (2001) | 68 |
| 8. | Gardner Minshew II (2019) | 67 |
| 9. | Greg Jones (2004) | 62 |
| 10. | Blake Bortles (2014) | 56 |
| 11. | LaBrandon Toefield (2003) | 53 |

Rushing Attempts (Game)

| | | |
|-----|--|-----------|
| 1. | Fred Taylor (Dec. 6, 1998 vs. DET) | 32 |
| 2. | Leonard Fournette (Nov. 19, 2017 at CLE) | 28 |
| | Leonard Fournette (Oct. 8, 2017 at PIT) | 28 |
| 4. | Fred Taylor (Nov. 8, 1998 vs. CIN) | 27 |
| 5. | Leonard Fournette (Sept. 10, 2017 at HOU) | 26 |
| 6. | JAMES ROBINSON (NOV. 8, 2020 VS. HOU) | 25 |
| | T.J. Yeldon (Sept. 20, 2015 vs. MIA) | 25 |
| | Maurice Jones-Drew (Dec. 17, 2006 at TEN) | 25 |
| | Fred Taylor (Sept. 27, 1998 at TEN) | 25 |
| 10. | Leonard Fournette (Dec. 10, 2017 vs. SEA) | 24 |
| | Leonard Fournette (Oct. 1, 2017 at NYJ) | 24 |

Rushing Yards (Season)

| | | |
|-----|------------------------------|--------------|
| 1. | Fred Taylor (1998) | 1,223 |
| 2. | JAMES ROBINSON (2020) | 1,070 |
| 3. | Leonard Fournette (2017) | 1,040 |
| 4. | Maurice Jones-Drew (2006) | 941 |
| 5. | T.J. Yeldon (2015) | 740 |
| 6. | James Stewart (1995) | 525 |
| 7. | Blake Bortles (2014) | 419 |
| 8. | Gardner Minshew II (2019) | 344 |
| 9. | Elvis Joseph (2001) | 294 |
| 10. | LaBrandon Toefield (2003) | 212 |
| 11. | Rashad Jennings (2009) | 202 |

Rushing Yards (Game)

| | | |
|-----|---|------------|
| 1. | Fred Taylor (Dec. 6, 1998 vs. DET) | 183 |
| 2. | Leonard Fournette (Oct. 8, 2017 at PIT) | 181 |
| 3. | Maurice Jones-Drew (Dec. 10, 2006 vs. IND) | 166 |
| 4. | Maurice Jones-Drew (Dec. 24, 2006 vs. N.E.) | 131 |
| 5. | Leonard Fournette (Oct. 15, 2017 vs. LAR) | 130 |
| 6. | Fred Taylor (Nov. 15, 1998 vs. T.B.) | 128 |
| | Fred Taylor (Sept. 20, 1998 vs. BAL) | 128 |
| 8. | JAMES ROBINSON (Nov. 29, 2020 vs. CLE) | 128 |
| 9. | JAMES ROBINSON (Oct. 25, 2020 at LAC) | 119 |
| 10. | Fred Taylor (Nov. 8, 1998 vs. CIN) | 118 |
| 11. | Fred Taylor (Sept. 27, 1998 at TEN) | 116 |
| 12. | T.J. Yeldon (Oct. 25, 2015 vs. BUF) | 115 |

Rushing TDs (Season)

| | | |
|----|------------------------------|----------|
| 1. | Fred Taylor (1998) | 14 |
| 2. | Maurice Jones-Drew (2006) | 13 |
| 3. | Leonard Fournette (2017) | 9 |
| 4. | JAMES ROBINSON (2020) | 7 |
| 5. | Greg Jones (2004) | 3 |
| 6. | T.J. Yeldon (2015) | 2 |
| | Storm Johnson (2014) | 2 |
| | Byron Leftwich (2003) | 2 |
| | LaBrandon Toefield (2003) | 2 |
| | David Garrard (2002) | 2 |
| | James Stewart (1995) | 2 |

Rushing TDs (Game)

| | | |
|----|--|----------|
| 1. | Fred Taylor (Nov. 15, 1998 vs. T.B.) | 3 |
| 2. | JAMES ROBINSON (SEPT. 24, 2020 VS. MIA) | 2 |
| | Leonard Fournette (Oct. 8, 2017 at PIT) | 2 |
| | Maurice Jones-Drew (Dec. 24, 2006 vs. N.E.) | 2 |
| | Maurice Jones-Drew (Dec. 10, 2006 vs. IND) | 2 |

| | |
|---|---|
| Maurice Jones-Drew (Oct. 8, 2006 vs. NYJ) | 2 |
| David Garrard (Oct. 13, 2002 at Ten.) | 2 |
| Fred Taylor (Dec. 6, 1998 vs. Det.) | 2 |
| Fred Taylor (Oct. 12, 1998 vs. Mia.) | 2 |
| Fred Taylor (Oct. 12, 1998 vs. MIA) | 2 |

RECEIVING

Receptions (Season)

| | | |
|-----|------------------------------------|-----------|
| 1. | Justin Blackmon (2012) | 64 |
| 2. | LAVISKA SHENAULT JR. (2020) | 58 |
| 3. | Allen Hurns (2014) | 51 |
| | Ace Sanders (2013) | 51 |
| 5. | JAMES ROBINSON (2020) | 49 |
| 6. | Allen Robinson (2014) | 48 |
| | Mike Thomas (2009) | 48 |
| 8. | Maurice Jones-Drew (2006) | 46 |
| 9. | Fred Taylor (1998) | 44 |
| 10. | Keelan Cole (2017) | 42 |

Receptions (Game)

| | | |
|----|---------------------------------------|----|
| 1. | Pete Mitchell (Nov. 19, 1995 at T.B.) | 10 |
| 2. | Fred Taylor (Sept. 20, 1998 vs. BAL) | 9 |
| 3. | Allen Robinson (Oct. 12, 2014 at TEN) | 8 |
| | Ace Sanders (Dec. 1, 2013 at CLE) | 8 |
| | Ace Sanders (Nov. 17, 2013 vs. ARI) | 8 |
| | Zach Miller (Jan. 3, 2010 at CLE) | 8 |
| 7. | Several players tied | 7 |

Receiving Yards (Season)

| | | |
|-----|------------------------------------|------------|
| 1. | Justin Blackmon (2012) | 865 |
| 2. | Keelan Cole (2017) | 748 |
| 3. | Allen Hurns (2014) | 677 |
| 4. | LAVISKA SHENAULT JR. (2020) | 600 |
| 5. | Allen Robinson (2014) | 548 |
| 6. | Pete Mitchell (1995) | 527 |
| 7. | Ace Sanders (2013) | 484 |
| 8. | Mike Thomas (2009) | 453 |
| 9. | Maurice Jones-Drew (2006) | 436 |
| 10. | Matt Jones (2005) | 432 |
| 11. | Marqise Lee (2014) | 422 |

Receiving TDs (Season)

| | | |
|----|------------------------------------|----------|
| 1. | Allen Hurns (2014) | 6 |
| 2. | LAVISKA SHENAULT JR. (2020) | 5 |
| | Justin Blackmon (2012) | 5 |
| | Matt Jones (2005) | 5 |
| 5. | Keelan Cole (2017) | 3 |
| | Fred Taylor (1998) | 3 |

Yards Per Reception (Season) (min. 25 receptions)

| | | |
|-----|------------------------------------|-------------|
| 1. | Keelan Cole (2017) | 17.8 |
| 2. | Justin Blackmon (2012) | 13.5 |
| 3. | Allen Hurns (2014) | 13.3 |
| 4. | Pete Mitchell (1995) | 12.9 |
| 5. | Dede Westbrook (2017) | 12.6 |
| 6. | Matt Jones (2005) | 12.0 |
| 7. | Allen Robinson (2014) | 11.4 |
| | Marqise Lee (2014) | 11.4 |
| 9. | LAVISKA SHENAULT JR. (2020) | 10.2 |
| 10. | Reggie Williams (2004) | 9.9 |

Yards Per Reception (Game) (min. 4 receptions)

| | | |
|----|--|------|
| 1. | Justin Blackmon (Nov. 18, 2012 at HOU) | 33.7 |
| 2. | Allen Hurns (Sept. 7, 2014 at PHI) | 27.5 |
| 3. | Keelan Cole (Dec. 17, 2017 vs. HOU) | 26.6 |
| 4. | Collin Johnson (Nov. 29, 2020 vs. CLE) | 24.0 |
| 5. | Matt Jones (Nov. 13, 2005 vs. BAL) | 23.4 |



ROOKIE RECORDS

| | | |
|----|---|------|
| 6. | T.J. Yeldon (Dec. 6, 2015 at TEN) | 19.8 |
| 7. | Allen Robinson (Sept. 14, 2014 at Was.) | 18.8 |

100-Yard Receiving Games (Season)

| | | |
|----|------------------------|---|
| 1. | Keelan Cole (2017) | 2 |
| | Allen Hurns (2014) | 2 |
| 3. | Justin Blackmon (2012) | 1 |
| | Matt Jones (2005) | 1 |
| | Pete Mitchell (1995) | 1 |

YARDAGE

Scrimmage Yards (Season)

| | | |
|----|------------------------------|--------------|
| 1. | Fred Taylor (1998) | 1,644 |
| 2. | JAMES ROBINSON (2020) | 1,414 |
| 3. | Maurice Jones-Drew (2006) | 1,377 |
| 4. | Leonard Fournette (2017) | 1,342 |
| 5. | T.J. Yeldon (2015) | 1,019 |
| 6. | Justin Blackmon (2012) | 888 |
| 7. | Keelan Cole (2017) | 748 |
| 8. | James Stewart (1995) | 715 |
| 9. | Allen Hurns (2014) | 677 |

All-Purpose Yards (Season)

| | | |
|----|------------------------------|--------------|
| 1. | Maurice Jones-Drew (2006) | 2,250 |
| 2. | Fred Taylor (1998) | 1,653 |
| 3. | Brian Witherspoon (2008) | 1,442 |
| 4. | Deji Karim (2010) | 1,418 |
| 5. | JAMES ROBINSON (2020) | 1,414 |
| 6. | Leonard Fournette (2017) | 1,342 |
| 7. | Mike Thomas (2009) | 1,301 |
| 8. | David Allen (2003) | 1,223 |

DEFENSE

Tackles (Season)

| | | |
|----|-----------------------|-----|
| 1. | Bryan Schwartz (1995) | 161 |
| 2. | Kevin Hardy (1996) | 130 |
| 3. | Clint Ingram (2006) | 117 |
| 4. | Akin Ayodele (2002) | 108 |
| | T.J. Slaughter (2000) | 108 |

Tackles (Game)

| | | |
|----|---|----|
| 1. | Bryan Schwartz (Dec. 17, 1995 at Det.) | 21 |
| 2. | Bryan Schwartz (Dec. 24, 1995 vs. Cle.) | 19 |
| 3. | Bryan Schwartz (Dec. 10, 1995 vs. Ind.) | 17 |

Sacks (Season)

| | | |
|----|--------------------------|-------------|
| 1. | JOSH ALLEN (2019) | 10.5 |
| 2. | Yannick Ngakoue (2016) | 8.0 |
| 3. | Tony Brackens (1996) | 7.0 |
| 4. | John Henderson (2002) | 6.5 |
| 5. | Kevin Hardy (1996) | 5.5 |
| 6. | Tyson Alualu (2010) | 3.5 |
| | Derrick Harvey (2008) | 3.5 |
| | Bobby McCray (2004) | 3.5 |
| 9. | Chris Smith (2014) | 3.0 |
| | Akin Ayodele (2002) | 3.0 |
| | Larry Smith (1999) | 3.0 |

Interceptions (Season)

| | | |
|----|----------------------|---|
| 1. | Reggie Nelson (2007) | 5 |
| 2. | Derek Cox (2009) | 4 |
| 3. | Several players tied | 2 |

Takeaways (Season)

| | | |
|----|------------------------|---|
| 1. | Derek Cox (2009) | 5 |
| | Reggie Nelson (2007) | 5 |
| | Fernando Bryant (1999) | 5 |



OPPONENT RECORDS

SCORING

Points

| | | |
|----|---|----|
| 1. | Derrick Henry, Tennessee (Dec. 6, 2018) | 24 |
| 2. | Jeff Reed, Pittsburgh (Dec. 1, 2002) | 19 |

Touchdowns

| | | |
|----|--|---|
| 1. | Derrick Henry, Tennessee (Dec. 6, 2018) | 4 |
| 2. | Several players tied, last: J. Mixon, CIN, 2020 | 3 |

PASSING

Pass Completions

| | | |
|----|--|----|
| 1. | Matt Schaub, Houston (Nov. 18, 2012) | 43 |
| 2. | Philip Rivers (Sept. 13, 2020) | 36 |
| 3. | Drew Brees, New Orleans (Nov. 4, 2007) | 35 |
| 4. | Jon Kitna, Dallas (Oct. 31, 2010) | 34 |
| | Joe Flacco, Baltimore (Nov. 15, 2015) | 34 |

Pass Attempts

| | | |
|----|---|----|
| 1. | Ben Roethlisberger, Pittsburgh (Oct. 8, 2017) | 55 |
| | Matt Schaub, Houston (Nov. 18, 2012) | 55 |
| 3. | Andrew Luck, Indianapolis (Dec. 2, 2018) | 52 |
| 4. | Peyton Manning, Indianapolis (Dec. 10, 2006) | 50 |
| | Shane Matthews, Washington (Nov. 10, 2002) | 50 |
| | Vinny Testaverde, Baltimore (Nov. 24, 1996) | 50 |
| | Rich Gannon, Kansas City (Nov. 9, 1997) | 50 |

Passing Yards

| | | |
|----|---|-----|
| 1. | Matt Schaub, Houston (Nov. 18, 2012) | 527 |
| 2. | Drew Brees, New Orleans (Nov. 4, 2007) | 445 |
| 3. | Peyton Manning, Indianapolis (Sept. 25, 2000) | 440 |
| 4. | Carson Palmer, Arizona (Nov. 17, 2013) | 419 |
| 5. | Drew Brees, New Orleans (Dec. 27, 2015) | 412 |

Touchdown Passes

| | | |
|----|--|---|
| 1. | Matt Schaub, Houston (Nov. 18, 2012) | 5 |
| | Tony Banks, Baltimore (Sept. 10, 2000) | 5 |
| | Steve McNair, Tennessee (Dec. 26, 1999) | 5 |
| 4. | Several players tied, last: (P. Rivers, S.D., 2016) | 4 |

Interceptions Thrown

| | | |
|----|---|---|
| 1. | Ben Roethlisberger, Pittsburgh (Oct. 8, 2017) | 5 |
| 2. | Jon Kitna, Dallas (Oct. 31, 2010) | 4 |

RUSHING

Rushing Attempts

| | | |
|----|---|----|
| 1. | Terry Allen, Washington (Sept. 28, 1997) | 36 |
| 2. | Several players tied, last: (A. Foster, HOU, 2011) | 33 |

Rushing Yards

| | | |
|----|--|-----|
| 1. | Jonathan Taylor, Indianapolis (Jan. 3, 2021) | 253 |
| 2. | Derrick Henry, Tennessee (Dec. 6, 2018) | 238 |
| 3. | Chris Johnson, Tennessee (Nov. 1, 2009) | 228 |
| 4. | Derrick Henry, Tennessee (Dec. 13, 2020) | 215 |
| 5. | Arian Foster, Houston (Jan. 2, 2011) | 180 |
| 6. | Steven Jackson, St. Louis (Oct. 30, 2005) | 179 |
| 7. | Two times, last: Christian McCaffrey, Carolina (Oct. 6, 2019) | 176 |

Rushing Touchdowns

| | | |
|----|---|---|
| 1. | Derrick Henry, Tennessee (Dec. 6, 2018) | 4 |
|----|---|---|

Longest Rush

| | | |
|----|--|-----|
| 1. | Derrick Henry, Tennessee (Dec. 6, 2018) | 99t |
| 2. | Chris Johnson, Tennessee (Nov. 1, 2009) | 89t |
| 3. | Marcus Mariota, Tennessee (Dec. 6, 2015) | 87t |
| 4. | Joey Galloway, Seattle (Nov. 12, 1995) | 86t |

| | | |
|----|--|-----|
| 5. | Christian McCaffrey, Carolina (Oct. 6, 2019) | 84t |
|----|--|-----|

RECEIVING

Receptions

| | | |
|----|---|----|
| 1. | Reggie Wayne, Indianapolis (Oct. 3, 2010) | 15 |
| 2. | David Boston, San Diego (Oct. 5, 2003) | 14 |
| | Andre Johnson, Houston (Nov. 18, 2012) | 14 |
| | Tim Brown, Oakland (Dec. 21, 1997) | 14 |
| 5. | Andre Johnson, Houston (Dec. 5, 2013) | 13 |
| | Wes Welker, New England (Dec. 27, 2009) | 13 |

Receiving Yards

| | | |
|----|--|-----|
| 1. | Andre Johnson, Houston (Nov. 18, 2012) | 273 |
| 2. | Josh Gordon, Cleveland (Dec. 1, 2013) | 261 |
| 3. | Albert Connell, Washington (Oct. 22, 2000) | 211 |
| 4. | Sammy Watkins, Kansas City (Sept. 8, 2019) | 198 |
| 5. | Terrell Owens, Buffalo (Nov. 22, 2009) | 197 |

Receiving Touchdowns

| | | |
|----|---|---|
| 1. | Several players tied, last: (S. Watkins, K.C., 2019) | 3 |
|----|---|---|

Longest Receptions

| | | |
|----|---|-----|
| 1. | Terrell Owens, Buffalo (Nov. 22, 2009) | 98t |
| 2. | Josh Gordon, Cleveland (Dec. 1, 2013) | 95t |
| 3. | Michael Floyd, Arizona (Nov. 17, 2013) | 91t |
| 4. | Austin Ekeler, L.A. Chargers (Dec. 8, 2019) | 84t |
| 5. | Kevin Curtis, St. Louis (Oct. 30, 2005) | 83 |

YARDAGE

Scrimmage Yards

| | | |
|----|--|-----|
| 1. | Andre Johnson, Houston (Nov. 18, 2012) | 273 |
| 2. | Josh Gordon, Cleveland (Dec. 1, 2013) | 261 |
| 3. | Jonathan Taylor, Indianapolis (Jan. 3, 2021) | 254 |
| 4. | Chris Johnson, Tennessee (Nov. 1, 2009) | 239 |
| 5. | Derrick Henry, Tennessee (Dec. 6, 2018) | 238 |

All-Purpose Yards

| | | |
|----|--|-----|
| 1. | Andre Johnson, Houston (Nov. 18, 2012) | 273 |
| 2. | Ridel Anthony, Tampa Bay (Nov. 15, 1998) | 269 |
| 3. | Josh Gordon, Cleveland (Dec. 1, 2013) | 261 |
| 4. | Eddy Drummond, Detroit (Nov. 14, 2004) | 257 |
| 5. | Andre Davis, Houston (Dec. 30, 2007) | 255 |

KICKING

Field Goals

| | | |
|----|--|---|
| 1. | Jeff Reed, Pittsburgh (Dec. 1, 2002) | 6 |
| 2. | Adam Vinatieri, New England (Sept. 22, 1996) | 5 |
| | Matt Stover, Baltimore (Oct. 8, 2000) | 5 |

Longest Field Goals

| | | |
|----|--|----|
| 1. | Jason Elam, Denver (Oct. 25, 1998) | 63 |
| 2. | Phil Dawson, Arizona (Nov. 26, 2017) | 57 |
| 3. | Greg Zuerlein, L.A. Rams (Oct. 15, 2017) | 56 |
| 4. | Blair Walsh, Minnesota (Sept. 9, 2010) | 55 |

Extra Points

| | | |
|----|--|---|
| 1. | Several players tied, last: (M. Badgley, LAC, 2019) | 6 |
|----|--|---|

Most Blocked Kicks (FGs, PATs)

| | | |
|----|--|---|
| 1. | Several players tied, last: (D. Autry, IND, 2018) | 1 |
|----|--|---|

PUNTING

Punts

| | | |
|----|--|----|
| 1. | Chris Gardocki, Cleveland (Dec. 3, 2000) | 12 |
| 2. | Shane Lechler, Houston (Dec. 17, 2017) | 11 |
| | Riley Dixon, Denver (Dec. 4, 2016) | 11 |



OPPONENT RECORDS

Gross Average (min. 4 punts)

| | | |
|----|--|------|
| 1. | Craig Hentrich, Tennessee (Nov. 4, 2001) | 57.5 |
| 2. | Ryan Allen, New England (Sept. 16, 2018) | 55.5 |
| 3. | Marquette King, Oakland (Oct. 23, 2016) | 54.6 |

Inside The 20 (min. 5 punts)

| | | |
|----|--|---|
| 1. | Several players tied, last: (T. Morstead, N.O., 2019) | 5 |
|----|--|---|

DEFENSE

Tackles

| | | |
|----|---|----|
| 1. | Anthony Walker, Indianapolis (Dec. 29, 2019) | 17 |
| | D'Qwell Jackson, Indianapolis (Oct. 10, 2015) | 17 |
| | Steven Tulloch, Tennessee (Dec. 5, 2010) | 17 |

Sacks

| | | |
|----|--|-----|
| 1. | Ryan Kerrigan, Washington (Sept. 14, 2014) | 4.0 |
| | Connor Barwin, Houston (Nov. 27, 2011) | 4.0 |
| 3. | John Abraham, Atlanta (Dec. 15, 2011) | 3.5 |
| | Whitney Mercilus, Houston (Jan. 3, 2016) | 3.5 |

Interceptions

| | | |
|----|--|---|
| 1. | Samari Rolle, Tennessee (Dec. 26, 1999) | 3 |
| 2. | Several players tied; last: (R. Smith, CHI, 12/27/20) | 2 |

Longest Interception Returns

| | | |
|----|---|-----|
| 1. | Anthony Henry, Cleveland (Dec. 16, 2001) | 97t |
| 2. | Anthony Parker, St. Louis (Oct. 20, 1996) | 92t |
| 3. | Kemal Ishmael, Atlanta (Dec. 20, 2015) | 84 |
| 4. | Adam Jones, Tennessee (Dec. 17, 2006) | 83t |

RETURNS

Punt Returns

| | | |
|----|---|---|
| 1. | Jacoby Jones, Houston (Nov. 27, 2011) | 7 |
| | Dexter McCluster, Kansas City (Sept. 8, 2013) | 7 |
| | Andre Roberts, Washington (Sept. 14, 2014) | 7 |
| 4. | Several players tied, last: (D. Carter, HOU, 2018) | 6 |

Punt Return Yards

| | | |
|----|---|-----|
| 1. | Eddie Drummond, Detroit (Nov. 14, 2004) | 199 |
| 2. | Darius Reynaud, Tennessee (Dec. 30, 2012) | 160 |
| 3. | Roscoe Parrish, Buffalo (Nov. 26, 2006) | 104 |
| 4. | Steve Smith, Carolina (Sept. 9, 2003) | 102 |

Longest Punt Returns

| | | |
|----|---|-----|
| 1. | Eddie Drummond, Detroit (Nov. 14, 2004) | 83t |
| 2. | Peter Warrick, Cincinnati (Dec. 17, 2000) | 82t |
| | Terrence Wilkins, Indianapolis (Sept. 24, 2006) | 82t |
| | Roscoe Parrish, Buffalo (Nov. 26, 2006) | 82t |

Kickoff Returns

| | | |
|----|---|---|
| 1. | MarTey Jenkins, Arizona (Dec. 10, 2000) | 8 |
| | Nate Jacquet, Minnesota (Dec. 23, 2001) | 8 |
| | Justin Miller, N.Y. Jets (Oct. 8, 2006) | 8 |

Kickoff Return Yards

| | | |
|----|---------------------------------------|-----|
| 1. | Andre Davis, Houston (Dec. 30, 2007) | 234 |
| 2. | Glyn Milburn, Chicago (Sept. 6, 1998) | 197 |
| 3. | Adam Jones, Tennessee (Nov. 20, 2005) | 196 |

Longest Kickoff Returns

| | | |
|----|--|------|
| 1. | Andre Davis, Houston (Dec. 30, 2007) | 104t |
| 2. | Pharoh Cooper, L.A. Rams (Oct. 25, 2017) | 103t |
| 3. | Andre Davis, Houston (Dec. 30, 2007) | 97t |
| 4. | Aaron Bailey, Indianapolis (Dec. 10, 1995) | 95t |
| 5. | Chad Simpson, Indianapolis (Dec. 17, 2009) | 93t |



SINGLE-SEASON RECORDS

SCORING

Points

| | | |
|----|--------------------------|------------|
| 1. | Mike Hollis (1997) | 134 |
| 2. | Mike Hollis (1999) | 130 |
| 3. | Josh Scobee (2006) | 119 |
| 4. | JOSH LAMBO (2019) | 118 |
| 5. | Mike Hollis (1996) | 117 |
| 6. | Jason Myers (2016) | 110 |
| | Jason Myers (2015) | 110 |
| 8. | Mike Hollis (1998) | 108 |

Touchdowns

| | | |
|----|---------------------------|----|
| 1. | Fred Taylor (1998) | 17 |
| 2. | Maurice Jones-Drew (2009) | 16 |
| | Maurice Jones-Drew (2006) | 16 |
| 4. | Allen Robinson (2015) | 14 |
| | Maurice Jones-Drew (2008) | 14 |
| | Fred Taylor (2000) | 14 |
| 7. | James Stewart (1999) | 13 |
| 8. | Maurice Jones-Drew (2011) | 11 |
| 9. | Several players tied | 10 |

Field Goals

| | | |
|----|--------------------------|-----------|
| 1. | JOSH LAMBO (2019) | 33 |
| 2. | Mike Hollis (1999) | 31 |
| | Mike Hollis (1997) | 31 |
| 4. | Mike Hollis (1996) | 30 |
| 5. | Jason Myers (2016) | 27 |
| 6. | Jason Myers (2015) | 26 |
| | Josh Scobee (2006) | 26 |
| 8. | Josh Scobee (2012) | 25 |
| 9. | Josh Scobee (2000) | 24 |
| | Mike Hollis (2000) | 24 |

Field Goal % (min. 20 attempts)

| | | |
|-----|--------------------------|-------------|
| 1. | JOSH LAMBO (2019) | 97.1 |
| 2. | JOSH LAMBO (2017) | 95.0 |
| 3. | Mike Hollis (2000) | 92.3 |
| 4. | Josh Scobee (2013) | 92.0 |
| | Josh Scobee (2011) | 92.0 |
| 6. | JOSH LAMBO (2018) | 90.5 |
| 7. | Josh Scobee (2012) | 89.3 |
| 8. | Jason Myers (2015) | 86.7 |
| 9. | Mike Hollis (1997) | 86.1 |
| 10. | Mike Hollis (1996) | 83.3 |
| 11. | Mike Hollis (1999) | 81.6 |
| 12. | Josh Scobee (2006) | 81.3 |

Extra Points

| | | |
|----|--------------------|----|
| 1. | Mike Hollis (1998) | 45 |
| 2. | Josh Scobee (2010) | 41 |
| | Josh Scobee (2006) | 41 |
| | Mike Hollis (1997) | 41 |
| 5. | Josh Scobee (2005) | 38 |
| 6. | Mike Hollis (1999) | 37 |
| 7. | Josh Scobee (2008) | 33 |
| | Mike Hollis (2000) | 33 |
| 9. | Jason Myers (2015) | 32 |

PASSING

Pass Completions

| | | |
|----|----------------------|-----|
| 1. | Blake Bortles (2016) | 368 |
| 2. | Blake Bortles (2015) | 355 |
| 3. | Mark Brunell (1996) | 353 |
| 4. | David Garrard (2008) | 335 |
| 5. | Blake Bortles (2017) | 315 |

| | | |
|-----|---------------------------|-----|
| 6. | David Garrard (2009) | 314 |
| 7. | Mark Brunell (2000) | 311 |
| 8. | Chad Henne (2013) | 305 |
| 9. | Mark Brunell (2001) | 289 |
| 10. | Gardner Minshew II (2019) | 285 |

Pass Attempts

| | | |
|-----|----------------------|-----|
| 1. | Blake Bortles (2016) | 625 |
| 2. | Blake Bortles (2015) | 606 |
| 3. | Mark Brunell (1996) | 557 |
| 4. | David Garrard (2008) | 535 |
| 5. | Blake Bortles (2017) | 523 |
| 6. | David Garrard (2009) | 516 |
| 7. | Mark Brunell (2000) | 512 |
| 8. | Chad Henne (2013) | 503 |
| 9. | Blake Bortles (2014) | 475 |
| 10. | Mark Brunell (2001) | 473 |

Completion % (min. 300 attempts)

| | | |
|----|----------------------|------|
| 1. | David Garrard (2010) | 64.5 |
| 2. | David Garrard (2007) | 64.0 |
| 3. | Mark Brunell (1996) | 63.4 |
| 4. | David Garrard (2008) | 62.6 |
| 5. | Mark Brunell (2001) | 61.1 |
| 6. | David Garrard (2009) | 60.9 |
| 7. | Mark Brunell (2000) | 60.7 |

Passing Yards

| | | |
|-----|-------------------------------|-------|
| 1. | Blake Bortles (2015) | 4,428 |
| 2. | Mark Brunell (1996) *Led NFL* | 4,367 |
| 3. | Blake Bortles (2016) | 3,905 |
| 4. | Blake Bortles (2017) | 3,687 |
| 5. | Mark Brunell (2000) | 3,640 |
| 6. | David Garrard (2008) | 3,620 |
| 7. | David Garrard (2009) | 3,597 |
| 8. | Mark Brunell (2001) | 3,309 |
| 9. | Mark Brunell (1997) | 3,281 |
| 10. | Gardner Minshew II (2019) | 3,271 |

Average Gain Per Attempt (min. 300 attempts)

| | | |
|----|-------------------------------|-----|
| 1. | Mark Brunell (1996) *Led NFL* | 7.8 |
| 2. | David Garrard (2007) | 7.7 |
| 3. | Mark Brunell (1997) | 7.5 |
| | David Garrard (2010) | 7.5 |
| 5. | Blake Bortles (2015) | 7.3 |
| | Mark Brunell (1998) | 7.3 |
| 7. | Mark Brunell (2000) | 7.1 |
| 8. | Gardner Minshew II (2019) | 7.0 |
| | Blake Bortles (2017) | 7.0 |
| | Byron Leftwich (2005) | 7.0 |
| | Mark Brunell (2001) | 7.0 |

Touchdown Passes

| | | |
|-----|---------------------------|----|
| 1. | Blake Bortles (2015) | 35 |
| 2. | Blake Bortles (2016) | 23 |
| | David Garrard (2010) | 23 |
| 4. | Gardner Minshew II (2019) | 21 |
| | Blake Bortles (2017) | 21 |
| 6. | Mark Brunell (2000) | 20 |
| | Mark Brunell (1998) | 20 |
| 8. | Mark Brunell (2001) | 19 |
| | Mark Brunell (1996) | 19 |
| 10. | David Garrard (2007) | 18 |
| | Mark Brunell (1997) | 18 |

Interceptions

| | | |
|----|----------------------|----|
| 1. | Mark Brunell (1996) | 20 |
| 2. | Blake Bortles (2015) | 18 |



SINGLE-SEASON RECORDS

| | | |
|----|-----------------------|----|
| 3. | Blake Bortles (2014) | 17 |
| 4. | Blake Bortles (2016) | 16 |
| | Byron Leftwich (2003) | 16 |
| 6. | David Garrard (2010) | 15 |
| 7. | Chad Henne (2013) | 14 |
| | Mark Brunell (2000) | 14 |
| 9. | Blake Bortles (2017) | 13 |
| | David Garrard (2008) | 13 |
| | Mark Brunell (2001) | 13 |

Interception % (min. 300 attempts)

| | | |
|-----|---------------------------|-----|
| 1. | David Garrard (2007) | 0.9 |
| 2. | Gardner Minshew II (2019) | 1.3 |
| 3. | Gardner Minshew II (2020) | 1.5 |
| 4. | Mark Brunell (1997) | 1.6 |
| 5. | Byron Leftwich (2005) | 1.7 |
| | Mark Brunell (2002) | 1.7 |
| 7. | David Garrard (2009) | 1.9 |
| 8. | Mark Brunell (1999) | 2.0 |
| | Mark Brunell (1995) | 2.0 |
| 10. | Byron Leftwich (2004) | 2.3 |

400-Yard Passing Games

| | | |
|----|----------------------|---|
| 1. | Mark Brunell (1996) | 2 |
| 2. | Blake Bortles (2018) | 1 |

300-Yard Passing Games

| | | |
|----|----------------------|---|
| 1. | Blake Bortles (2015) | 6 |
| | Mark Brunell (1996) | 6 |
| 3. | Blake Bortles (2016) | 5 |
| 4. | Blake Bortles (2018) | 4 |
| | Blake Bortles (2017) | 4 |

Passer Rating (min. 300 attempts)

| | | |
|-----|---------------------------|-------|
| 1. | David Garrard (2007) | 102.2 |
| 2. | Gardner Minshew II (2020) | 95.9 |
| 3. | Gardner Minshew II (2019) | 91.2 |
| | Mark Brunell (1997) | 91.2 |
| 5. | David Garrard (2010) | 90.8 |
| 6. | Mark Brunell (1998) | 89.9 |
| 7. | Byron Leftwich (2005) | 89.3 |
| 8. | Blake Bortles (2015) | 88.2 |
| 9. | Mark Brunell (2002) | 85.7 |
| 10. | Blake Bortles (2017) | 84.7 |

RUSHING

Rushing Attempts

| | | |
|-----|---------------------------|-----|
| 1. | Fred Taylor (2003) | 345 |
| 2. | Maurice Jones-Drew (2011) | 343 |
| 3. | Maurice Jones-Drew (2009) | 312 |
| 4. | Maurice Jones-Drew (2010) | 299 |
| 5. | Fred Taylor (2000) | 292 |
| 6. | Fred Taylor (2002) | 287 |
| 7. | Leonard Fournette (2017) | 268 |
| 8. | Leonard Fournette (2019) | 265 |
| 9. | Fred Taylor (1998) | 264 |
| 10. | Fred Taylor (2004) | 260 |

Rushing Yards

| | | |
|----|-------------------------------------|-------|
| 1. | Maurice Jones-Drew (2011) *Led NFL* | 1,606 |
| 2. | Fred Taylor (2003) | 1,572 |
| 3. | Fred Taylor (2000) | 1,399 |
| 4. | Maurice Jones-Drew (2009) | 1,391 |
| 5. | Maurice Jones-Drew (2010) | 1,324 |
| 6. | Fred Taylor (2002) | 1,314 |
| 7. | Fred Taylor (2004) | 1,224 |
| 8. | Fred Taylor (1998) | 1,223 |

| | | |
|-----|--------------------------|-------|
| 9. | Fred Taylor (2007) | 1,202 |
| 10. | Leonard Fournette (2019) | 1,152 |

Rushing Touchdowns

| | | |
|----|---------------------------|----|
| 1. | Maurice Jones-Drew (2009) | 15 |
| 2. | Fred Taylor (1998) | 14 |
| 3. | Maurice Jones-Drew (2006) | 13 |
| | James Stewart (1999) | 13 |
| 5. | Maurice Jones-Drew (2008) | 12 |
| | Fred Taylor (2000) | 12 |
| 7. | Leonard Fournette (2017) | 9 |
| | Maurice Jones-Drew (2007) | 9 |
| | Stacey Mack (2002) | 9 |
| | Stacey Mack (2001) | 9 |
| | Natrone Means (1997) | 9 |

Rushing Average (min. 150 attempts)

| | | |
|----|---------------------------|------|
| 1. | Maurice Jones-Drew (2006) | 5.67 |
| 2. | Fred Taylor (2007) | 5.39 |
| 3. | Fred Taylor (2006) | 4.96 |
| 4. | Fred Taylor (2000) | 4.79 |
| 5. | Fred Taylor (2004) | 4.71 |
| 6. | Maurice Jones-Drew (2011) | 4.68 |
| 7. | Fred Taylor (1998) | 4.63 |
| 8. | Maurice Jones-Drew (2007) | 4.60 |
| | Fred Taylor (1999) | 4.60 |

200-Yard Rushing Games

| | | |
|----|--------------------------|---|
| 1. | Leonard Fournette (2019) | 1 |
| | Fred Taylor (2000) | 1 |

100-Yard Rushing Games

| | | |
|-----|---------------------------|---|
| 1. | Fred Taylor (2000) | 9 |
| 2. | Maurice Jones-Drew (2010) | 7 |
| | Fred Taylor (2003) | 7 |
| 4. | Maurice Jones-Drew (2011) | 6 |
| | Fred Taylor (1998) | 6 |
| 6. | Leonard Fournette (2017) | 5 |
| | Maurice Jones-Drew (2009) | 5 |
| | Fred Taylor (2007) | 5 |
| | Fred Taylor (2004) | 5 |
| | Fred Taylor (2002) | 5 |
| 11. | Fred Taylor (2006) | 4 |

JAMES ROBINSON (2020)

4

RECEIVING

Receptions

| | | |
|----|------------------------------|-----|
| 1. | Jimmy Smith (1999) *Led NFL* | 116 |
| 2. | Jimmy Smith (2001) | 112 |
| 3. | Keenan McCardell (2000) | 94 |
| 4. | Keenan McCardell (2001) | 93 |
| 5. | Jimmy Smith (2000) | 91 |
| 6. | Keenan McCardell (1997) | 85 |
| | Keenan McCardell (1996) | 85 |
| 8. | Jimmy Smith (1996) | 83 |
| 9. | Jimmy Smith (1997) | 82 |

Receiving Yards

| | | |
|----|-------------------------|-------|
| 1. | Jimmy Smith (1999) | 1,636 |
| 2. | Allen Robinson (2015) | 1,400 |
| 3. | Jimmy Smith (2001) | 1,373 |
| 4. | Jimmy Smith (1997) | 1,324 |
| 5. | Jimmy Smith (1996) | 1,244 |
| 6. | Jimmy Smith (2000) | 1,213 |
| 7. | Keenan McCardell (2000) | 1,207 |
| 8. | Jimmy Smith (1998) | 1,182 |
| 9. | Jimmy Smith (2004) | 1,172 |



SINGLE-SEASON RECORDS

| | | |
|-----|-------------------------|-------|
| 10. | Keenan McCardell (1997) | 1,164 |
| 11. | Keenan McCardell (1996) | 1,129 |
| 12. | Keenan McCardell (2001) | 1,110 |
| 13. | Allen Hurns (2015) | 1,031 |
| 14. | Jimmy Smith (2002) | 1,027 |
| 15. | Jimmy Smith (2005) | 1,023 |

Receiving Touchdowns

| | | |
|----|---------------------------------|----------|
| 1. | Allen Robinson (2015) *Led NFL* | 14 |
| 2. | Allen Hurns (2015) | 10 |
| | Mercedes Lewis (2010) | 10 |
| | Reggie Williams (2007) | 10 |
| 5. | DJ CHARK JR. (2019) | 8 |
| | Jimmy Smith (2001) | 8 |
| | Jimmy Smith (2000) | 8 |
| | Jimmy Smith (1998) | 8 |

Yards Per Reception (min. 50 receptions)

| | | |
|----|-------------------------|-------|
| 1. | Cecil Shorts III (2012) | 17.80 |
| 2. | Allen Robinson (2015) | 17.50 |
| 3. | Jimmy Smith (1997) | 16.15 |
| 4. | Allen Hurns (2015) | 16.11 |
| 5. | Jimmy Smith (2004) | 15.84 |
| 6. | Jimmy Smith (1998) | 15.15 |

200-Yard Receiving Games

| | | |
|----|-------------------------|---|
| 1. | Justin Blackmon (2012) | 1 |
| | Jimmy Smith (2000) | 1 |
| | Jimmy Smith (1999) | 1 |
| | Keenan McCardell (1996) | 1 |

100-Yard Receiving Games

| | | |
|----|-------------------------|---|
| 1. | Jimmy Smith (1999) | 9 |
| 2. | Allen Robinson (2015) | 6 |
| | Jimmy Smith (2001) | 6 |
| | Jimmy Smith (1997) | 6 |
| 5. | Allen Hurns (2015) | 5 |
| | Keenan McCardell (2000) | 5 |
| | Jimmy Smith (2000) | 5 |
| | Jimmy Smith (2000) | 5 |

YARDAGE

Scrimmage Yards

| | | |
|-----|---------------------------|-------|
| 1. | Maurice Jones-Drew (2011) | 1,980 |
| 2. | Fred Taylor (2003) | 1,942 |
| 3. | Maurice Jones-Drew (2009) | 1,765 |
| 4. | Fred Taylor (2002) | 1,722 |
| 5. | Leonard Fournette (2019) | 1,674 |
| 6. | Fred Taylor (1998) | 1,644 |
| 7. | Maurice Jones-Drew (2010) | 1,641 |
| 8. | Fred Taylor (2000) | 1,639 |
| 9. | Jimmy Smith (1999) | 1,636 |
| 10. | Fred Taylor (2004) | 1,569 |

All-Purpose Yards

| | | |
|-----|---------------------------|-------|
| 1. | Maurice Jones-Drew (2006) | 2,250 |
| 2. | Maurice Jones-Drew (2007) | 2,014 |
| 3. | Maurice Jones-Drew (2011) | 1,964 |
| 4. | Fred Taylor (2003) | 1,942 |
| 5. | Maurice Jones-Drew (2009) | 1,886 |
| 6. | Maurice Jones-Drew (2008) | 1,739 |
| 7. | Fred Taylor (2002) | 1,722 |
| 8. | Leonard Fournette (2019) | 1,674 |
| 9. | Fred Taylor (1998) | 1,653 |
| 10. | Maurice Jones-Drew (2010) | 1,641 |

PUNTING

Punts

| | | |
|----|---------------------------|-----------|
| 1. | Bryan Anger (2013) | 95 |
| 2. | Bryan Anger (2014) | 94 |
| 3. | Bryan Anger (2012) | 91 |
| 4. | Brad Nortman (2017) | 87 |
| 5. | LOGAN COOKE (2018) | 86 |
| 6. | Bryan Barker (1998) | 85 |
| 7. | Chris Hanson (2004) | 84 |
| 8. | Chris Hanson (2005) | 82 |
| | Chris Hanson (2001) | 82 |
| | Bryan Barker (1995) | 82 |

Gross Average (min. 50 punts)

| | | |
|----|--|-------------|
| 1. | Bryan Anger (2012) *NFL rookie record* | 47.8 |
| 2. | LOGAN COOKE (2020) | 47.7 |
| 3. | Bryan Anger (2014) | 47.5 |
| 4. | LOGAN COOKE (2019) | 46.8 |
| 5. | Brad Nortman (2016) | 46.6 |
| 6. | Bryan Anger (2015) | 46.3 |
| 7. | Bryan Anger (2013) | 45.7 |
| 8. | LOGAN COOKE (2018) | 45.0 |

Net Average (min. 50 punts)

| | | |
|----|--|-------------|
| 1. | LOGAN COOKE (2019) *Led NFL* | 44.5 |
| 2. | LOGAN COOKE (2020) | 43.2 |
| 3. | LOGAN COOKE (2018) | 41.3 |
| 4. | Bryan Anger (2012) *NFL rookie record* | 40.8 |
| 5. | Bryan Anger (2013) | 40.5 |
| 6. | Bryan Anger (2014) | 39.6 |
| 7. | Brad Nortman (2016) | 39.5 |
| | Bryan Anger (2015) | 39.5 |

Inside The 20

| | | |
|----|---------------------------|-----------|
| 1. | LOGAN COOKE (2018) | 37 |
| 2. | Chris Hanson (2005) | 33 |
| 3. | Bryan Barker (1999) | 32 |
| 4. | Bryan Anger (2013) | 31 |
| | Bryan Anger (2012) | 31 |

Touchbacks (min. 50 punts)

| | | |
|----|---------------------------|----------|
| 1. | LOGAN COOKE (2019) | 2 |
| | Adam Podlesh (2007) | 2 |
| 3. | Bryan Anger (2015) | 4 |

RETURNS

Kickoff Returns

| | | |
|-----|---------------------------|----|
| 1. | Brian Witherspoon (2008) | 52 |
| 2. | Deji Karim (2010) | 50 |
| 3. | David Allen (2003) | 41 |
| 4. | Derrick Wimbush (2005) | 39 |
| 5. | Jordan Todman (2014) | 38 |
| 6. | Shyrone Stith (2000) | 33 |
| 7. | Willie Jackson (1997) | 32 |
| 8. | Maurice Jones-Drew (2007) | 31 |
| | Maurice Jones-Drew (2006) | 31 |
| 10. | Reggie Barlow (1998) | 30 |

Kickoff Return Yards

| | | |
|----|---------------------------|-------|
| 1. | Brian Witherspoon (2008) | 1,250 |
| 2. | Deji Karim (2010) | 1,248 |
| 3. | Jordan Todman (2014) | 972 |
| 4. | Derrick Wimbush (2005) | 955 |
| 5. | Maurice Jones-Drew (2006) | 860 |
| 6. | David Allen (2003) | 831 |
| 7. | Maurice Jones-Drew (2007) | 811 |
| 8. | Shyrone Stith (2000) | 785 |



SINGLE-SEASON RECORDS

| | | |
|-----|----------------------|-----|
| 9. | Reggie Barlow (1998) | 747 |
| 10. | Jordan Todman (2013) | 712 |

Kickoff Return Average (min. 15 returns)

| | | |
|----|---------------------------|------|
| 1. | Marqise Lee (2016) | 30.3 |
| 2. | Maurice Jones-Drew (2006) | 27.7 |
| 3. | Jordan Todman (2013) | 27.4 |
| 4. | Maurice Jones-Drew (2007) | 26.2 |
| 5. | Jordan Todman (2014) | 25.6 |
| 6. | Elvis Joseph (2001) | 25.2 |
| 7. | Deji Karim (2010) | 25.0 |
| 8. | Corey Grant (2017) | 24.9 |
| | Reggie Barlow (1998) | 24.9 |

Kickoff Return Touchdowns

| | | |
|----|--|---|
| 1. | Eight players, last: Marqise Lee (2016) | 1 |
|----|--|---|

Punt Returns

| | | |
|-----|----------------------|----|
| 1. | Alvin Pearman (2005) | 49 |
| 2. | Reggie Barlow (1998) | 43 |
| 3. | Damon Gibson (2001) | 38 |
| | Reggie Barlow (1999) | 38 |
| 5. | Reggie Barlow (1997) | 36 |
| 6. | Mike Thomas (2010) | 34 |
| 7. | Ace Sanders (2014) | 32 |
| | Chris Hudson (2006) | 32 |
| | Chris Hudson (1996) | 32 |
| 10. | Reggie Barlow (2000) | 29 |

Punt Return Yards

| | | |
|-----|--------------------------|-----|
| 1. | Reggie Barlow (1998) | 555 |
| 2. | Reggie Barlow (1999) | 414 |
| 3. | Reggie Barlow (1997) | 412 |
| 4. | Alvin Pearman (2005) | 410 |
| 5. | Mike Thomas (2010) | 358 |
| 6. | Chris Hudson (1996) | 348 |
| 7. | Damon Gibson (2001) | 333 |
| 8. | David Allen (2003) | 324 |
| 9. | Bobby Shaw (2002) | 310 |
| 10. | Rashad Greene Sr. (2015) | 301 |

Punt Return Average (min. 15 returns)

| | | |
|-----|--------------------------|------|
| 1. | Rashad Greene Sr. (2015) | 16.7 |
| 2. | Dede Westbrook (2018) | 14.0 |
| 3. | Reggie Barlow (1998) | 12.9 |
| 4. | Bobby Shaw (2002) | 12.4 |
| 5. | David Allen (2003) | 12.0 |
| 6. | Reggie Barlow (1997) | 11.4 |
| 7. | Brian Witherspoon (2008) | 11.3 |
| 8. | Reggie Barlow (1999) | 10.9 |
| | Chris Hudson (1996) | 10.9 |
| 10. | Jaydon Mickens (2017) | 10.6 |

Punt Return Touchdowns

| | | |
|----|----------------------------|---|
| 1. | Keelan Cole (2020) | 1 |
| | Dede Westbrook (2018) | 1 |
| | Jaydon Mickens (2017) | 1 |
| | Rashad Greene Sr. (2015) | 1 |
| | Mike Thomas (2010) | 1 |
| | Bobby Shaw (2002) | 1 |
| | Reggie Barlow (1998, 1999) | 1 |

DEFENSE

Interceptions

| | | |
|----|-----------------------|---|
| 1. | Rashean Mathis (2006) | 8 |
| 2. | A.J. Bouye (2017) | 6 |
| | Marlon McCree (2002) | 6 |
| | Aaron Beasley (1999) | 6 |
| 5. | Reggie Nelson (2007) | 5 |
| | Rashean Mathis (2005) | 5 |
| | Donovin Darius (2004) | 5 |
| | Rashean Mathis (2004) | 5 |
| | Deon Figures (1997) | 5 |

INTs Returned for Touchdown

| | | |
|----|-----------------------|---|
| 1. | Rashean Mathis (2008) | 2 |
| | Aaron Beasley (1999) | 2 |
| 3. | Several players tied | 1 |

Sacks

| | | |
|----|--------------------------|-------------|
| 1. | Calais Campbell (2017) | 14.5 |
| 2. | Yannick Ngakoue (2017) | 12.0 |
| | Tony Brackens (1999) | 12.0 |
| 4. | Tony Brackens (2001) | 11.0 |
| 5. | JOSH ALLEN (2019) | 10.5 |
| | Calais Campbell (2018) | 10.5 |
| | Kevin Hardy (1999) | 10.5 |

Tackles

| | | |
|----|------------------------|-----|
| 1. | Paul Posluszny (2012) | 231 |
| 2. | Hardy Nickerson (2001) | 230 |
| 3. | Russell Allen (2012) | 201 |
| 4. | Paul Posluszny (2011) | 192 |
| 5. | Mike Peterson (2005) | 190 |
| 6. | Wali Rainer (2002) | 188 |
| 7. | Kevin Hardy (1998) | 186 |
| 8. | Mike Peterson (2004) | 178 |

Takeaways

| | | |
|----|-----------------------|---|
| 1. | Donovin Darius (2004) | 9 |
| 2. | Rashean Mathis (2006) | 8 |
| 3. | A.J. Bouye (2017) | 6 |
| | Marlon McCree (2002) | 6 |
| | Aaron Beasley (1999) | 6 |

FUMBLES

Fumbles

| | | |
|----|-----------------------|----|
| 1. | Blake Bortles (2015) | 14 |
| | Blaine Gabbert (2011) | 14 |
| | David Garrard (2009) | 14 |
| | Mark Brunell (1996) | 14 |

Fumbles Lost

| | | |
|----|---------------------------|---|
| 1. | David Garrard (2009) | 8 |
| 2. | Gardner Minshew II (2019) | 7 |
| 3. | Blake Bortles (2016) | 6 |
| | Byron Leftwich (2003) | 6 |
| 5. | Blake Bortles (2015) | 5 |
| | Blaine Gabbert (2011) | 5 |

Forced Fumbles

| | | |
|----|------------------------|---|
| 1. | Tony Brackens (1999) | 8 |
| 2. | Yannick Ngakoue (2017) | 6 |
| | Tony Brackens (1997) | 6 |

Opponent Fumble Recoveries

| | | |
|----|-----------------------|---|
| 1. | Donovin Darius (2004) | 4 |
| | Bryan Schwartz (1998) | 4 |



TEAM RECORDS

WINS / LOSSES

All-Time Record

| | |
|----------------|---------|
| Regular Season | 177-242 |
| Home | 107-103 |
| Road | 70-139 |

Most Consecutive Wins

| | | |
|----|---------------------------|----|
| 1. | 10/3/99 through 12/19/99 | 11 |
| 2. | 11/24/96 through 9/22/97 | 8 |
| 3. | 12/14/97 through 10/12/98 | 7 |
| 4. | 12/18/05 through 9/18/06 | 5 |
| | 11/6/05 through 12/4/05 | 5 |
| | 9/6/98 through 10/12/98 | 5 |

Most Consecutive Home Wins

| | | |
|----|--------------------------|----|
| 1. | 9/29/96 through 11/30/97 | 13 |
| 2. | 10/17/99 through 9/17/00 | 7 |
| 3. | 11/5/17 through 9/16/18 | 6 |
| | 12/18/05 through 11/5/06 | 6 |
| | 9/13/98 through 12/6/98 | 6 |

Most Consecutive Road Wins

| | | |
|----|---------------------------|---|
| 1. | 9/19/99 through 12/19/99 | 7 |
| 2. | 11/20/05 through 12/25/05 | 4 |
| | 12/14/97 through 9/27/98 | 4 |

Most Consecutive Losses

| | | |
|----|---------------------------|----|
| 1. | 9/20/20 through 9/26/21 | 18 |
| 2. | 12/2/12 through 10/27/13 | 13 |
| 3. | 10/23/16 through 12/18/16 | 9 |
| | 12/15/13 through 10/12/14 | 9 |
| 5. | 10/7/18 through 11/25/18 | 7 |
| | 9/30/12 through 11/18/12 | 7 |
| | 10/29/95 through 12/17/95 | 7 |

Most Consecutive Home Losses

| | | |
|----|---------------------------|---|
| 1. | 9/20/20 through 12/27/20 | 7 |
| | 12/9/12 through 11/17/13 | 7 |
| 3. | 9/16/12 through 11/8/12 | 5 |
| | 9/24/20 through 11/29/20 | 5 |
| 5. | Seven streaks tied, last: | 4 |
| | 10/23/16 through 12/11/16 | |

Most Consecutive Road Losses

| | | |
|----|---------------------------|----|
| 1. | 12/29/13 through 11/8/15 | 13 |
| 2. | 10/21/12 through 10/13/13 | 10 |
| | 10/29/95 through 11/17/96 | 10 |
| 4. | 12/22/19 through 1/3/21 | 9 |
| | 12/29/02 through 12/28/03 | 9 |

Postseason Record

| |
|-----|
| 7-7 |
|-----|

Home Postseason Record

| |
|-----|
| 3-1 |
|-----|

Away Postseason Record

| |
|-----|
| 4-6 |
|-----|

SCORING

Most Points Scored in a Season

| | | |
|----|------|-----|
| 1. | 2017 | 417 |
| 2. | 2007 | 411 |
| 3. | 1999 | 396 |
| 4. | 1997 | 394 |
| 5. | 1998 | 392 |

Most Points Scored in a Game

| | | |
|----|---------------------------|----|
| 1. | 12/13/15 vs. Indianapolis | 51 |
|----|---------------------------|----|

| | | |
|----|-----------------------|----|
| 2. | 12/23/07 vs. Oakland | 49 |
| 3. | 12/3/00 vs. Cleveland | 48 |
| 4. | 12/17/17 vs. Houston | 45 |
| | 11/1/98 at Baltimore | 45 |

Most Points Scored - First Quarter

| | | |
|----|---------------------------------------|----|
| 1. | vs. Philadelphia (W, 38-21, 10/12/97) | 21 |
| 2. | at New Orleans (L, 24-41, 11/4/07) | 17 |
| | vs. Tennessee (W, 40-13, 1/1/06) | 17 |
| | at Baltimore (L, 36-39, 9/10/00) | 17 |
| | at Tennessee (W, 30-24, 11/2/97) | 17 |

Most Points Scored - Second Quarter

| | | |
|----|------------------------------------|----|
| 1. | vs. Tampa Bay (W, 41-14, 12/11/11) | 28 |
| | at Baltimore (W, 45-19, 11/1/98) | 28 |
| 3. | vs. Buffalo (W, 34-31, 10/25/15) | 27 |
| 4. | vs. Houston (W, 45-7, 12/17/17) | 24 |
| 5. | at Detroit (W, 38-14, 11/9/08) | 21 |
| | vs. Pittsburgh (W, 21-3, 9/9/01) | 21 |

Most Points Scored - Third Quarter

| | | |
|----|---------------------------------------|----|
| 1. | vs. Seattle (W, 30-24, 12/10/17) | 21 |
| | vs. Indianapolis (W, 51-16, 12/13/15) | 21 |
| | vs. Oakland (W, 38-81, 12/12/10) | 21 |
| | vs. Cincinnati (W, 30-13, 11/11/01) | 21 |
| | vs. Cleveland (W, 48-0, 12/3/00) | 21 |

Most Points Scored - Fourth Quarter

| | | |
|----|---------------------------------------|----|
| 1. | at Baltimore (W, 30-23, 11/28/99) | 23 |
| 2. | vs. Indianapolis (W, 51-16, 12/13/15) | 21 |
| | vs. Houston (W, 37-17, 10/14/07) | 21 |
| | at Houston (W, 38-20, 12/24/05) | 21 |
| | vs. Indianapolis (L, 31-41, 12/10/95) | 21 |

Most Points Scored - First Half

| | | |
|----|------------------------------------|----|
| 1. | at Baltimore (W, 45-19, 11/1/98) | 42 |
| 2. | vs. Houston (W, 45-7, 12/17/17) | 31 |
| 3. | vs. Tampa Bay (W, 41-14, 12/11/11) | 28 |
| | vs. Oakland (W, 49-11, 12/23/07) | 28 |
| | vs. N.Y. Jets (W, 41-0, 10/8/06) | 28 |

Most Points Scored - Second Half

| | | |
|----|---------------------------------------|----|
| 1. | vs. Indianapolis (W, 51-16, 12/13/15) | 42 |
| 2. | vs. San Francisco (W, 41-3, 9/12/99) | 35 |
| 3. | vs. Oakland (W, 38-31, 12/12/10) | 31 |
| 4. | at Houston (W, 38-20, 12/24/05) | 28 |
| | vs. Cleveland (W, 48-0, 12/3/00) | 28 |

Fewest Points Scored in a Season

| | | |
|----|------|-----|
| 1. | 2011 | 243 |
| 2. | 2018 | 245 |
| 3. | 2013 | 247 |
| 4. | 2014 | 249 |
| 5. | 2012 | 255 |

Fewest Points Scored in a Game

| | | |
|----|-------------------------|---|
| 1. | 10/11/09 at Seattle | 0 |
| | 12/26/04 vs. Houston | 0 |
| | 12/17/95 at Detroit | 0 |
| 4. | 9/8/13 vs. Kansas City | 2 |
| 5. | 16 times, last: | 3 |
| | 11/22/20 vs. Pittsburgh | |

Fewest Points Allowed in a Season

| | | |
|----|------|-----|
| 1. | 1999 | 217 |
| 2. | 2017 | 268 |
| 3. | 2005 | 269 |
| 4. | 2006 | 274 |
| 5. | 2004 | 280 |

Fewest Points Allowed in a Game

| | | |
|----|------------------------------------|---|
| 1. | vs. Indianapolis (W, 6-0, 12/2/18) | 0 |
|----|------------------------------------|---|



TEAM RECORDS

| | |
|--------------------------------------|---|
| at Indianapolis (W, 27-0, 10/22/17) | 0 |
| vs. New York Jets (W, 41-0, 10/8/06) | 0 |
| vs. Pittsburgh (W, 9-0, 9/18/06) | 0 |
| vs. Houston (W, 27-0, 12/7/03) | 0 |
| vs. Cleveland (W, 48-0, 12/3/00) | 0 |
| vs. Cincinnati (W, 13-0, 9/17/00) | 0 |

Most Points Allowed in a Season

| | |
|---------|-----|
| 1. 2020 | 492 |
| 2. 2013 | 449 |
| 3. 2015 | 448 |
| 4. 2012 | 444 |
| 5. 2010 | 419 |
| 6. 2014 | 412 |

Most Points Allowed in a Game

| | |
|-------------------------------------|----|
| 1. 9/27/15 at New England | 51 |
| 2. 12/20/98 at Minnesota | 50 |
| 3. 11/12/95 vs. Seattle | 47 |
| 4. 12/8/19 vs. Los Angeles Chargers | 45 |
| 09/22/13 at Seattle | 45 |

Most Points Allowed in First Quarter

| | |
|---------------------------|----|
| 1. 11/23/97 at Cincinnati | 21 |
| 2. 9/8/19 vs. Kansas City | 17 |
| 10/15/17 vs. L.A. Rams | 17 |
| 12/29/13 at Indianapolis | 17 |
| 11/23/08 vs. Minnesota | 17 |
| 11/4/07 at New Orleans | 17 |

Most Points Allowed in Second Quarter

| | |
|------------------------|----|
| 1. 10/25/98 at Denver | 24 |
| 10/27/16 at Tennessee | 24 |
| 3. Seven times, last: | 21 |
| 11/29/15 vs. San Diego | |

Most Points Allowed in Third Quarter

| | |
|------------------------------|----|
| 1. 11/24/19 at Tennessee | 28 |
| 2. 12/27/20 vs. Chicago | 21 |
| 3. 10/25/20 at L.A. Chargers | 20 |
| 4. Five times, last: | 17 |
| 10/4/20 at Cincinnati | |

Most Points Allowed in Fourth Quarter

| | |
|---------------------------|----|
| 1. 10/7/12 vs. Chicago | 28 |
| 2. 12/20/98 at Minnesota | 24 |
| 3. Six times, last: | 21 |
| 12/24/17 at San Francisco | |

Most Points in a Game, Both Teams

| | |
|---|----|
| 1. 12/6/15; Jaguars (39) at Tennessee (42) | 81 |
| 2. 11/18/12; Jaguars (37) at Houston (43) | 80 |
| 3. 12/24/17; Jaguars (33) at San Francisco (44) | 77 |
| 11/12/95; Jaguars (30) vs. Seattle (47) | 77 |

Fewest Points in a Game, Both Teams

| | |
|--|----|
| 1. 12/2/18; Jaguars (6) vs. Indianapolis (0) | 6 |
| 2. 9/18/06; Jaguars (9) vs. Pittsburgh (0) | 9 |
| 11/14/99; Jaguars (6) vs. Baltimore (3) | 9 |
| 4. 9/18/05; Jaguars (3) at Indianapolis (10) | 13 |
| 9/19/04; Jaguars (7) vs. Denver (6) | 13 |
| 11/16/03; Jaguars (3) at Tennessee (10) | 13 |
| 9/17/00; Jaguars (13) vs. Cincinnati (0) | 13 |
| 9/3/95; Jaguars (3) vs. Houston (10) | 13 |

Most Points in the First Quarter, Both Teams

| | |
|--|----|
| 1. 11/4/07; Jaguars (17) at New Orleans (17) | 34 |
| 2. 10/15/17; Jaguars (14) vs. L.A. Rams (17) | 31 |
| 3. 11/23/97; Jaguars (7) at Cincinnati (21) | 28 |

| | |
|---|----|
| 4. 9/8/19; Jaguars (7) vs. Kansas City (17) | 24 |
| 11/23/08; Jaguars (7) vs. Minnesota (17) | 24 |
| 11/2/97; Jaguars (17) at Tennessee (7) | 24 |

Most Points in the Second Quarter; Both Teams

| | |
|--|----|
| 1. 10/25/15; Jaguars (27) vs. Buffalo (10) | 37 |
| 2. 12/11/11; Jaguars (28) vs. Tampa Bay (7) | 35 |
| 12/17/09; Jaguars (14) vs. Indianapolis (21) | 35 |
| 4. 11/1/98; Jaguars (28) at Baltimore (6) | 34 |
| 5. 10/25/98; Jaguars (7) at Denver (24) | 31 |

Most Points in the Third Quarter; Both Teams

| | |
|---|----|
| 1. 11/24/19; Jaguars (8) at Tennessee (28) | 36 |
| 2. 10/25/20; Jaguars (15) at L.A. Chargers (20) | 35 |
| 3. 12/10/17; Jaguars (21) vs. Seattle (10) | 31 |
| 4. 12/31/06; Jaguars (14) at Kansas City (14) | 28 |
| 12/12/10; Jaguars (21) vs. Oakland (7) | 28 |

Most Points in the Fourth Quarter; Both Teams

| | |
|---|----|
| 1. 12/6/15; Jaguars (20) at Tennessee (21) | 41 |
| 2. 12/23/00; Jaguars (15) at N.Y. Giants (21) | 36 |
| 3. 12/24/17; Jaguars (14) at San Francisco (21) | 35 |
| 12/10/95; Jaguars (21) vs. Indianapolis (14) | 35 |
| 5. 12/20/98; Jaguars (7) at Minnesota (24) | 31 |

Most Touchdowns Scored in a Season

| | |
|---------|----|
| 1. 2007 | 50 |
| 2. 2017 | 47 |
| 1998 | 47 |
| 4. 2015 | 44 |
| 5. 1997 | 43 |

Most Touchdowns Scored in a Game

| | |
|--|---|
| 1. vs. Indianapolis (W, 51-16, 12/13/15) | 7 |
| vs. Oakland (W, 49-11, 12/23/07) | 7 |
| 3. Four times, last: | 6 |
| at Tennessee (L, 42-39, 12/6/15) | |

Most Touchdowns Allowed in a Season

| | |
|---------|----|
| 1. 2020 | 54 |
| 2. 2013 | 53 |
| 3. 2015 | 51 |
| 4. 2010 | 50 |
| 5. 2012 | 48 |

Most Touchdowns Allowed in a Game

| | |
|---------------------------------------|---|
| 1. 11 times, last: | 6 |
| vs. L.A. Chargers (L, 45-10, 12/8/19) | |

Most Extra Points Scored in a Season

| | |
|---------|----|
| 1. 2007 | 46 |
| 2. 1998 | 45 |
| 3. 2010 | 41 |
| 2006 | 41 |
| 1997 | 41 |

Most Extra Points Scored in a Game

| | |
|-------------------------|---|
| 1. 12/23/07 vs. Oakland | 7 |
| 2. Four times, last: | 6 |
| 12/17/17 vs. Houston | |

Most Extra Points Allowed in a Season

| | |
|---------|----|
| 1. 2013 | 53 |
| 2. 2020 | 51 |
| 3. 2015 | 48 |
| 2010 | 48 |
| 5. 2012 | 46 |

Most Extra Points Allowed in a Game

| | |
|----------------------|---|
| 1. Nine times, last: | 6 |
|----------------------|---|



TEAM RECORDS

12/8/19 at Tennessee

Most Two-Point Conversions Scored in a Season

| | | |
|----|------------------|---|
| 1. | 1996 | 5 |
| 2. | 1999, 2004, 2019 | 4 |

Most Two-Point Conversions Scored in a Game

| | | |
|----|---------------------------|---|
| 1. | 11/28/99 at Baltimore | 2 |
| | 10/25/20 at L.A. Chargers | 2 |

Most Two-Point Conversions Allowed in a Season

| | | |
|----|----------------------------|---|
| 1. | 2007 | 3 |
| 2. | Seven times, last: 2019 | 2 |

Most Two-Point Conversions Allowed in a Game

| | | |
|----|-------------|---|
| 1. | In 25 games | 1 |
|----|-------------|---|

Most Field Goals Scored in a Season

| | | |
|----|------|----|
| 1. | 2019 | 33 |
| 2. | 1999 | 31 |
| | 1997 | 31 |
| 4. | 2017 | 30 |
| | 1996 | 30 |

Most Field Goals Scored in a Game

| | | |
|----|--|---|
| 1. | Five times, last: 10/10/10 at Buffalo | 5 |
|----|--|---|

Most Field Goals Allowed in a Season

| | | |
|----|------|----|
| 1. | 2016 | 38 |
| 2. | 2012 | 36 |
| 3. | 2020 | 31 |
| | 2014 | 31 |
| 5. | 1998 | 30 |
| | 2015 | 30 |

Most Field Goals Allowed in a Game

| | | |
|----|------------------------|---|
| 1. | 12/1/02 vs. Pittsburgh | 6 |
| 2. | 10/8/00 vs. Baltimore | 5 |
| | 9/22/96 at New England | 5 |

Most Defensive TDs in a Season

| | | |
|----|------|---|
| 1. | 2017 | 7 |
| 2. | 1999 | 4 |
| 3. | 2015 | 3 |
| | 2014 | 3 |
| | 2011 | 3 |
| | 2008 | 3 |
| | 2007 | 3 |

Most Defensive TDs in a Game

| | | |
|----|--|---|
| 1. | 10/8/17 at Pittsburgh | 2 |
| | 10/25/15 vs. Buffalo | 2 |
| | 11/30/14 vs. New York Giants | 2 |
| | 12/11/11 vs. Tampa Bay | 2 |
| | 9/12/99 vs. San Francisco | 2 |
| 2. | 34 times, last: 12/6/20 vs. Minnesota | 1 |

Most Opponent Defensive TDs in a Season

| | | |
|----|------|---|
| 1. | 2015 | 7 |
| 2. | 2014 | 5 |
| | 2012 | 5 |
| 4. | 1996 | 4 |
| | 2004 | 4 |
| | 2013 | 4 |

Most Opponent Defensive TDs in a Game

| | | |
|----|------------------------|---|
| 1. | 12/17/06 at Tennessee | 3 |
| 2. | 10/26/14 vs. Miami | 2 |
| | 12/30/12 at Tennessee | 2 |
| | 10/7/12 vs. Chicago | 2 |
| | 10/12/03 vs. Miami | 2 |
| | 11/22/98 at Pittsburgh | 2 |

Most Special Teams Return TDs in a Season

| | | |
|----|-------------------|---|
| 1. | 2021 | 2 |
| | 1999 | 2 |
| 3. | 14 seasons, last: | 1 |

Most Special Teams Return TDs in a Game

| | | |
|----|--|---|
| 1. | 18 times, last: 9/26/21 vs. Arizona | 1 |
|----|--|---|

Largest Margin of Victory

| | | |
|----|----------------------------------|----|
| 1. | 12/3/00 vs. Cleveland (48-0) | 48 |
| 2. | 10/8/06 vs. New York Jets (41-0) | 41 |
| 3. | 12/17/17 vs. Houston (45-7) | 38 |
| | 12/23/07 vs. Oakland (49-11) | 38 |
| | 9/12/99 vs. San Francisco (41-3) | 38 |

Largest Margin of Defeat

| | | |
|----|--|----|
| 1. | 12/17/95 at Detroit (44-0) | 44 |
| 2. | 10/11/09 at Seattle (41-0) | 41 |
| 3. | 12/20/98 at Minnesota (50-10) | 40 |
| 4. | 10/7/12 at Chicago (41-3) | 38 |
| 5. | 12/8/19 vs. Los Angeles Chargers (45-10) | 35 |

Longest Scoring Drive (Yards)

| | | |
|----|---|----|
| 1. | 10/8/17 at Pittsburgh (3 plays, TD) | 98 |
| | 10/31/99 at Cincinnati (9 plays, TD) | 98 |
| 3. | 11/11/18 at Indianapolis (5 plays, TD) | 97 |
| | 9/3/00 at Cleveland (15 plays, TD) | 97 |
| 5. | Three times, last: 12/5/17 vs. Cincinnati (15 plays, TD) | 96 |

Longest Scoring Drive (Plays)

| | | |
|----|---|----|
| 1. | 12/16/07 at Pittsburgh (74 yards, TD) | 20 |
| 2. | Six times, last: 10/20/13 vs. San Diego (68 yards, FG) | 18 |

Longest Scoring Drive (Time)

| | | |
|----|---|-------|
| 1. | 9/21/08 at Indianapolis (18 plays, 82 yds., FG) | 12:18 |
| 2. | 9/23/07 at Denver (18 plays, 80 yds., TD) | 11:44 |
| 3. | 12/2/07 at Indianapolis (16 plays, 84 yds., TD) | 11:10 |
| 4. | 10/7/07 at Kansas City (18 plays, 77 yds., FG) | 10:55 |
| 5. | 09/29/19 at Denver (16 plays, 75 yards, TD) | 10:24 |

POSSESSION / FIRST DOWNS

Highest Time of Possession

| | | |
|----|------------------------|-------|
| 1. | 12/17/06 at Tennessee | 44:22 |
| 2. | 10/18/09 vs. St. Louis | 42:12 |
| 3. | 11/14/04 vs. Detroit | 41:44 |

Highest Opponent Time of Possession

| | | |
|----|----------------------|-------|
| 1. | 9/16/12 vs. Houston | 43:17 |
| 2. | 12/28/14 at Houston | 39:48 |
| 3. | 11/1/09 at Tennessee | 39:43 |

Lowest Time of Possession

| | | |
|----|----------------------|-------|
| 1. | 9/16/12 vs. Houston | 16:43 |
| 2. | 12/28/14 at Houston | 20:12 |
| 3. | 11/1/09 at Tennessee | 20:17 |

Lowest Opponent Time of Possession

| | | |
|----|------------------------|-------|
| 1. | 12/17/06 at Tennessee | 15:38 |
| 2. | 10/18/09 vs. St. Louis | 17:48 |
| 3. | 11/14/04 vs. Detroit | 18:16 |



TEAM RECORDS

Most First Downs - Season

| | | |
|----|------|-----|
| 1. | 2017 | 332 |
| 2. | 1999 | 331 |
| 3. | 2010 | 330 |
| 4. | 2007 | 328 |
| 5. | 1995 | 325 |

Most First Downs - Game

| | | |
|----|---|----|
| 1. | 10/20/96 at St. Louis | 36 |
| 2. | 10/18/09 vs. St. Louis | 33 |
| 3. | 12/24/17 at San Francisco | 32 |
| 4. | Four times, last: 9/20/20 at Tennessee | 30 |

Fewest First Downs - Season

| | | |
|----|------|-----|
| 1. | 2011 | 251 |
| 2. | 2012 | 269 |
| 3. | 2014 | 271 |
| | 2013 | 271 |
| 5. | 2002 | 275 |

Fewest First Downs - Game

| | | |
|----|-----------------------|---|
| 1. | 12/30/18 at Houston | 6 |
| | 12/26/04 vs. Houston | 6 |
| 3. | 9/14/14 at Washington | 8 |
| | 9/19/04 vs. Denver | 8 |

Most First Downs Allowed - Season

| | | |
|----|------|-----|
| 1. | 2020 | 394 |
| 2. | 2012 | 364 |
| 3. | 2015 | 362 |
| 4. | 2013 | 353 |
| 5. | 2019 | 340 |

Most First Downs Allowed - Game

| | | |
|----|--|----|
| 1. | 11/18/12 at Houston | 39 |
| 2. | 9/27/15 at New England | 35 |
| 3. | 9/14/14 at Washington | 32 |
| | 11/4/07 at New Orleans | 32 |
| 4. | Two times; last: 12/6/20 at Minnesota | 30 |

Fewest First Downs Allowed - Season

| | | |
|----|------|-----|
| 1. | 1999 | 248 |
| 2. | 2000 | 252 |
| 3. | 2017 | 257 |
| 4. | 2006 | 259 |
| 5. | 2011 | 272 |

Fewest First Downs Allowed - Game

| | | |
|----|--|---|
| 1. | 12/3/00 vs. Cleveland | 2 |
| 2. | 12/17/06 at Tennessee | 5 |
| 3. | 12/7/03 vs. Houston | 7 |
| 4. | Three times, last: 11/5/17 vs. Cincinnati | 8 |

Most First Downs, Both Teams - Game

| | | |
|----|---|----|
| 1. | 12/24/17, Jacksonville (32) at San Francisco (26) | 58 |
| 2. | 11/18/12, Jacksonville (17) at Houston (39) (OT) | 56 |
| 3. | 10/7/18, Jacksonville (29) at Kansas City (26) | 55 |
| 4. | 9/9/20, Jacksonville (30) at Tennessee (23) | 53 |
| | 10/4/20, Jacksonville (25) at Cincinnati (28) | 53 |

Fewest First Downs, Both Teams - Game

| | | |
|----|--|----|
| 1. | 11/14/99, Jaguars (9) vs. Baltimore (13) | 22 |
| 2. | 11/27/11, Jaguars (14) vs. Houston (9) | 23 |
| 3. | 9/3/95, Jaguars (10) vs. Houston (14) | 24 |

Most First Downs Rushing - Season

| | | |
|----|------|-----|
| 1. | 2010 | 148 |
| 2. | 2007 | 127 |
| | 2006 | 127 |
| 4. | 2003 | 118 |
| 5. | 1999 | 116 |

Most First Downs Rushing - Game

| | | |
|----|-----------------------------|----|
| 1. | 12/5/10 at Tennessee | 16 |
| | 12/10/06 vs. Indianapolis | 16 |
| 3. | 1/2/11 at Houston | 15 |
| | 11/28/10 at New York Giants | 15 |
| | 12/3/00 vs. Cleveland | 15 |

Fewest First Downs Rushing - Season

| | | |
|----|------------|----|
| 1. | 2015 | 69 |
| 2. | 2013 | 71 |
| 3. | 2016 | 75 |
| 4. | 2012 | 76 |
| 5. | 2020 | 80 |
| 6. | 2001, 2019 | 85 |

Fewest First Downs Rushing - Game

| | | |
|----|---|---|
| 1. | 9/29/13 vs. Indianapolis | 0 |
| 2. | 12 times, last: 10/13/19 vs. New Orleans | 1 |

Most First Downs Passing - Season

| | | |
|----|------|-----|
| 1. | 2015 | 215 |
| 2. | 1996 | 208 |
| 3. | 2016 | 207 |
| 4. | 2020 | 205 |
| 5. | 1999 | 194 |

Most First Downs Passing - Game

| | | |
|----|-------------------------|----|
| 1. | 10/20/96 at St. Louis | 24 |
| 2. | 9/16/18 vs. New England | 22 |
| | 10/27/16 at Tennessee | 22 |

Fewest First Downs Passing - Season

| | | |
|----|------|-----|
| 1. | 2011 | 122 |
| 2. | 2006 | 147 |
| 3. | 1998 | 153 |
| 4. | 2014 | 154 |
| | 1995 | 154 |

Fewest First Downs Passing - Game

| | | |
|----|-------------------------|---|
| 1. | 12/26/04 vs. Houston | 2 |
| | 12/16/18 vs. Washington | 2 |

Most First Downs, Penalty - Season

| | | |
|----|------|----|
| 1. | 2016 | 39 |
| 2. | 2017 | 38 |
| 3. | 2012 | 36 |
| 4. | 2005 | 34 |
| 5. | 2014 | 31 |

Most First Downs, Penalty - Game

| | | |
|----|-----------------------|---|
| 1. | 12/5/13 vs. Houston | 7 |
| | 12/2/12 at Buffalo | 7 |
| 3. | 11/25/18 at Buffalo | 6 |
| | 11/15/15 at Baltimore | 6 |

Fewest First Downs, Penalty - Season

| | | |
|----|------|----|
| 1. | 2002 | 14 |
| 2. | 2009 | 16 |
| | 2000 | 16 |
| 4. | 1997 | 18 |
| 5. | 2006 | 19 |



TEAM RECORDS

TOTAL NET YARDS

Most Net Yards Gained - Season

| | | |
|----|------|-------|
| 1. | 2017 | 5,855 |
| 2. | 1996 | 5,760 |
| 3. | 2007 | 5,719 |
| 4. | 2000 | 5,690 |
| 5. | 1999 | 5,586 |

Most Net Yards Gained - Game

| | | |
|----|--------------------------|-----|
| 1. | 10/20/96 at St. Louis | 538 |
| 2. | 9/20/98 vs. Baltimore | 519 |
| 3. | 10/22/17 at Indianapolis | 518 |
| 4. | 10/6/19 at Carolina | 507 |
| 5. | 9/30/18 vs. N.Y. Jets | 503 |

Fewest Net Yards Gained - Season

| | | |
|----|------|-------|
| 1. | 2011 | 4,149 |
| 2. | 1995 | 4,495 |
| 3. | 2014 | 4,634 |
| 4. | 2013 | 4,701 |
| 5. | 2012 | 4,788 |

Fewest Net Yards Gained - Game

| | | |
|----|------------------------|-----|
| 1. | 9/16/12 vs. Houston | 117 |
| 2. | 12/30/18 at Houston | 119 |
| 3. | 12/26/04 vs. Houston | 126 |
| 4. | 11/14/99 vs. Baltimore | 132 |
| 5. | 9/3/95 vs. Houston | 146 |

Most Net Yards Allowed - Season

| | | |
|----|------|-------|
| 1. | 2020 | 6,683 |
| 2. | 2012 | 6,088 |
| 3. | 2013 | 6,070 |
| 4. | 2019 | 6,007 |
| 5. | 2015 | 6,000 |

Most Net Yards Allowed - Game

| | | |
|----|-------------------------|-----|
| 1. | 11/18/12 at Houston | 653 |
| 2. | 11/4/07 at New Orleans | 538 |
| 3. | 12/27/15 at New Orleans | 537 |
| 4. | 9/25/00 at Indianapolis | 533 |
| 5. | 9/21/14 vs Indianapolis | 529 |

Fewest Net Yards Allowed - Season

| | | |
|----|------|-------|
| 1. | 1999 | 4,334 |
| 2. | 2006 | 4,538 |
| 3. | 2017 | 4,578 |
| 4. | 2005 | 4,655 |
| 5. | 2003 | 4,657 |

Fewest Net Yards Allowed - Game

| | | |
|----|------------------------|-----|
| 1. | 12/3/00 vs. Cleveland | 53 |
| 2. | 12/17/06 at Tennessee | 98 |
| 3. | 12/7/03 vs. Houston | 124 |
| 4. | 10/24/11 vs. Baltimore | 146 |
| 5. | 11/5/17 vs. Cincinnati | 148 |

Most Net Yards Gained, Both Teams - Season

| | | |
|----|------|--------|
| 1. | 2020 | 11,901 |
| 2. | 2015 | 11,581 |
| 3. | 2019 | 11,475 |
| 4. | 2010 | 11,409 |
| 5. | 2009 | 11,022 |

Most Net Yards Gained, Both Teams - Game

| | | |
|----|--|-------|
| 1. | 11/18/12, Jaguars (458) at Houston (653) | 1,111 |
| 2. | 11/4/07, Jaguars (432) at New Orleans (538) | 970 |
| 3. | 10/6/19, Jaguars (507) at Carolina (445) | 952 |
| 4. | 12/27/15, Jaguars (412) at New Orleans (537) | 949 |
| 5. | 10/4/20, Jaguars (439) at Cincinnati (505) | 943 |

Fewest Net Yards Gained, Both Teams - Season

| | | |
|----|------|-------|
| 1. | 2011 | 9,157 |
| 2. | 2005 | 9,804 |
| 3. | 2018 | 9,815 |
| 4. | 2001 | 9,910 |
| 5. | 1999 | 9,920 |

Fewest Net Yards Gained, Both Teams - Game

| | | |
|----|---|-----|
| 1. | 10/24/11, Jaguars (205) vs. Baltimore (146) | 351 |
| 2. | 11/14/99, Jaguars (132) vs. Baltimore (242) | 374 |
| 3. | 9/3/95, Jaguars (146) vs. Houston (240) | 386 |
| 4. | 10/3/99, Jaguars (204) at Pittsburgh (216) | 420 |
| 5. | 12/23/18, Jaguars (244) at Miami (183) | 427 |

PASSING

Most Net Yards Passing - Season

| | | |
|----|------|-------|
| 1. | 1996 | 4,110 |
| 2. | 2015 | 4,108 |
| 3. | 2019 | 3,760 |
| 4. | 2016 | 3,728 |
| 5. | 1997 | 3,704 |

Most Net Yards Passing - Game

| | | |
|----|-----------------------------|-----|
| 1. | 10/20/96 at St. Louis | 420 |
| 2. | 9/22/96 at New England (OT) | 413 |
| 3. | 10/7/18 at Kansas City | 401 |
| 4. | 12/24/17 at San Francisco | 380 |
| 5. | 9/30/18 vs. N.Y. Jets | 377 |

Fewest Net Yards Passing - Season

| | | |
|----|------|-------|
| 1. | 2011 | 2,179 |
| 2. | 2002 | 2,762 |
| 3. | 1995 | 2,790 |
| 4. | 2006 | 2,882 |
| 5. | 2014 | 3,001 |

Fewest Net Yards Passing - Game

| | | |
|----|--------------------------|----|
| 1. | 12/16/18 vs. Washington | 20 |
| 2. | 12/26/04 vs. Houston | 31 |
| 3. | 9/3/95 vs. Houston | 45 |
| 4. | 9/16/12 vs. Houston | 52 |
| | 9/26/10 vs. Philadelphia | 52 |

Most Net Yards Passing Allowed - Season

| | | |
|----|------|-------|
| 1. | 2015 | 4,291 |
| 2. | 2020 | 4,231 |
| 3. | 2010 | 4,004 |
| 4. | 2013 | 3,962 |
| 5. | 2014 | 3,899 |

Most Net Yards Passing Allowed - Game

| | | |
|----|-------------------------|-----|
| 1. | 11/18/12 at Houston | 504 |
| 2. | 9/25/00 at Indianapolis | 440 |
| 3. | 11/4/07 at New Orleans | 435 |
| 4. | 12/27/15 at New Orleans | 402 |
| 5. | 11/17/13 vs. Arizona | 402 |

Fewest Net Yards Passing Allowed - Season

| | | |
|----|------|-------|
| 1. | 2017 | 2,718 |
| 2. | 1999 | 2,890 |
| 3. | 2005 | 2,946 |
| 4. | 2006 | 3,078 |
| 5. | 2018 | 3,113 |

Fewest Net Yards Passing Allowed - Game

| | | |
|----|---------------------------|----|
| 1. | 12/3/00 vs. Cleveland | -9 |
| 2. | 10/8/06 vs. New York Jets | 45 |
| 3. | 9/24/17 vs. Baltimore | 52 |
| 4. | 12/7/03 vs. Houston | 54 |
| 5. | 12/17/06 at Tennessee | 57 |



TEAM RECORDS

Most Net Yards Passing, Both Teams - Season

| | | |
|----|------|-------|
| 1. | 2015 | 8,399 |
| 2. | 2020 | 7,930 |
| 3. | 2019 | 7,538 |
| 4. | 1996 | 7,414 |
| 5. | 2013 | 7,403 |

Most Net Yards Passing, Both Teams - Game

| | | |
|----|--|-----|
| 1. | 11/18/12, Jaguars (372) at Houston (504) | 876 |
| 2. | 11/4/07, Jaguars (344) at New Orleans (435) | 779 |
| 3. | 12/27/15, Jaguars (347) at New Orleans (402) | 749 |
| 4. | 9/8/19, Jaguars (347) vs. Kansas City (378) | 725 |
| 5. | 10/7/18, Jaguars (401) at Kansas City (298) | 699 |

Fewest Net Yards Passing, Both Teams - Season

| | | |
|----|------|-------|
| 1. | 2011 | 5,520 |
| 2. | 2006 | 5,960 |
| 3. | 2002 | 6,026 |
| 4. | 2005 | 6,136 |
| 5. | 2018 | 6,222 |

Fewest Net Yards Passing, Both Teams - Game

| | | |
|----|---|-----|
| 1. | 9/3/95, Jaguars (45) vs. Houston (80) | 125 |
| 2. | 12/26/04, Jaguars (31) vs. Houston (114) | 145 |
| 3. | 12/18/18, Jaguars (20) vs. Washington (136) | 156 |
| 4. | 10/8/16, Jaguars (131) vs. Washington (45) | 176 |
| 5. | 10/3/99, Jaguars (80) at Pittsburgh (99) | 179 |

Most Gross Yards Passing - Season

| | | |
|----|------|-------|
| 1. | 2015 | 4,428 |
| 2. | 1996 | 4,367 |
| 3. | 2019 | 4,023 |
| 4. | 2020 | 3,955 |
| 5. | 2000 | 3,947 |

Most Gross Yards Passing - Game

| | | |
|----|-----------------------------|-----|
| 1. | 9/22/96 at New England (OT) | 432 |
| 2. | 10/7/18 at Kansas City | 430 |
| 3. | 10/20/96 at St. Louis | 421 |
| 4. | 9/30/18 vs. N.Y. Jets | 388 |
| 5. | 9/10/00 at Baltimore | 386 |

Fewest Gross Yards Passing - Season

| | | |
|----|------|-------|
| 1. | 2011 | 2,510 |
| 2. | 2002 | 3,019 |
| 3. | 2006 | 3,060 |
| 4. | 1995 | 3,144 |
| 5. | 2004 | 3,315 |

Fewest Gross Yards Passing - Game

| | | |
|----|-------------------------|----|
| 1. | 12/26/04 vs. Houston | 54 |
| 2. | 12/16/18 vs. Washington | 57 |
| 3. | 9/3/95 vs. Houston | 69 |
| 4. | 12/8/02 vs. Cleveland | 73 |
| 5. | 9/16/12 vs. Houston | 76 |

Most Gross Yards Passing Allowed - Season

| | | |
|----|------|-------|
| 1. | 2015 | 4,528 |
| 2. | 2020 | 4,322 |
| 3. | 2010 | 4,193 |
| 4. | 2013 | 4,187 |
| 5. | 2014 | 4,174 |

Most Gross Yards Passing Allowed - Game

| | | |
|----|-------------------------|-----|
| 1. | 11/18/12 at Houston | 527 |
| 2. | 11/4/07 at New Orleans | 445 |
| 3. | 9/25/00 at Indianapolis | 440 |
| 4. | 11/17/13 vs. Arizona | 419 |
| 5. | 12/27/15 at New Orleans | 412 |

Fewest Gross Yards Passing Allowed - Season

| | | |
|----|------|-------|
| 1. | 2017 | 3,074 |
| 2. | 2005 | 3,223 |
| 3. | 1999 | 3,263 |
| 4. | 2006 | 3,278 |
| 5. | 2018 | 3,354 |

Fewest Gross Yards Passing Allowed - Game

| | | |
|----|---------------------------|----|
| 1. | 12/3/00 vs. Cleveland | 33 |
| 2. | 9/24/17 vs. Baltimore | 64 |
| 3. | 10/8/06 vs. New York Jets | 71 |
| | 12/7/03 vs. Houston | 71 |
| 5. | 9/9/07 vs. Tennessee | 78 |

Most Passing Attempts - Season

| | | |
|----|------|-----|
| 1. | 2016 | 626 |
| 2. | 2020 | 616 |
| 3. | 2015 | 607 |
| 4. | 2013 | 592 |
| 5. | 2019 | 589 |

Most Passing Attempts - Game

| | | |
|----|------------------------|----|
| 1. | 10/7/18 at Kansas City | 61 |
| 2. | 12/13/20 vs. Tennessee | 54 |
| | 10/27/16 at Tennessee | 54 |
| | 10/10/04 at San Diego | 54 |
| 5. | 10/18/15 vs. Houston | 53 |

Fewest Passing Attempts - Season

| | | |
|----|------------------|-----|
| 1. | 2006 | 446 |
| 2. | 2002 | 462 |
| 3. | 1998 | 463 |
| 4. | Three times: | 469 |
| | 2007, 2010, 2011 | |

Fewest Passing Attempts - Game

| | | |
|----|---------------------------|----|
| 1. | 10/13/02 at Tennessee | 13 |
| 2. | 10/8/17 at Pittsburgh | 14 |
| | 12/10/06 vs. Indianapolis | 14 |
| | 12/8/02 vs. Cleveland | 14 |
| 5. | 9/29/02 vs. N.Y. Jets | 15 |

Most Passing Attempts, Opponent - Season

| | | |
|----|------|-----|
| 1. | 2015 | 602 |
| 2. | 1998 | 577 |
| 3. | 2016 | 551 |
| | 2013 | 551 |
| 5. | 2001 | 544 |

Most Passing Attempts, Opponent - Game

| | | |
|----|--------------------------|----|
| 1. | 12/5/13 vs. Houston | 58 |
| 2. | 10/8/17 at Pittsburgh | 55 |
| | 11/18/12 at Houston | 55 |
| 4. | 12/2/18 vs. Indianapolis | 52 |
| 5. | 11/10/02 vs. Washington | 51 |

Fewest Passing Attempts, Opponent - Season

| | | |
|----|------|-----|
| 1. | 2000 | 458 |
| 2. | 2008 | 465 |
| 3. | 2005 | 482 |
| 4. | 2004 | 497 |
| 5. | 2018 | 499 |

Fewest Passing Attempts, Opponent - Game

| | | |
|----|------------------------|----|
| 1. | 1/3/10 at Cleveland | 11 |
| 2. | 12/30/12 at Tennessee | 15 |
| | 12/17/06 at Tennessee | 15 |
| 4. | Three times, last: | 16 |
| | 10/1/00 vs. Pittsburgh | |



TEAM RECORDS

Most Pass Completions - Season

| | | |
|----|------|-----|
| 1. | 2020 | 387 |
| 2. | 2016 | 369 |
| 3. | 2019 | 364 |
| 4. | 2013 | 361 |
| 5. | 2015 | 355 |

Most Pass Completions - Game

| | | |
|----|--------------------------|----|
| 1. | 10/20/96 at St. Louis | 37 |
| 2. | 10/10/04 at San Diego | 36 |
| 3. | 10/7/18 at Kansas City | 33 |
| | 10/27/17 at Tennessee | 33 |
| | 11/17/19 at Indianapolis | 33 |

Fewest Pass Completions - Season

| | | |
|----|------|-----|
| 1. | 2011 | 240 |
| 2. | 2006 | 266 |
| 3. | 2002 | 268 |
| 4. | 1998 | 269 |
| 5. | 1995 | 275 |

Fewest Pass Completions - Game

| | | |
|----|-----------------------|---|
| 1. | 10/13/02 at Tennessee | 7 |
| | 10/28/07 at Tampa Bay | 7 |
| 2. | 3 times, last: | 8 |
| | 10/8/17 at Pittsburgh | |

Most Pass Completions, Opponent - Season

| | | |
|----|------|-----|
| 1. | 2015 | 390 |
| 2. | 2020 | 370 |
| 3. | 2014 | 355 |
| 4. | 2013 | 354 |
| | 2001 | 354 |

Most Pass Completions, Opponent - Game

| | | |
|----|--------------------------|----|
| 1. | 11/18/12 at Houston | 43 |
| 2. | 9/13/20 vs. Indianapolis | 36 |
| 3. | 11/4/07 at New Orleans | 35 |
| 4. | 11/15/15 at Baltimore | 34 |
| | 10/31/10 at Dallas | 34 |

Fewest Pass Completions, Opponent - Season

| | | |
|----|------|-----|
| 1. | 2000 | 258 |
| 2. | 2005 | 285 |
| 3. | 2017 | 289 |
| 4. | 1996 | 290 |
| 5. | 1999 | 291 |

Fewest Pass Completions, Opponent - Game

| | | |
|----|------------------------|---|
| 1. | 1/3/10 at Cleveland | 7 |
| | 12/3/00 vs. Cleveland | 7 |
| | 11/17/96 at Pittsburgh | 7 |

Most Touchdown Passes - Season

| | | |
|----|------------------|----|
| 1. | 2015 | 35 |
| 2. | 2007 | 28 |
| 3. | 2010 | 26 |
| 4. | 2020 | 25 |
| 5. | Three times: | 24 |
| | 1998, 2016, 2019 | |

Most Touchdown Passes - Game

| | | |
|----|-------------------------|---|
| 1. | 12/6/15 at Tennessee | 5 |
| 2. | Nine times, last: | 4 |
| | 9/16/18 vs. New England | |

Most Touchdown Passes, Opponent - Season

| | | |
|----|------------------|----|
| 1. | 2020 | 34 |
| 2. | 2013, 2015 | 29 |
| 3. | 1995, 2009, 2010 | 28 |

Most Touchdown Passes, Opponent - Game

| | | |
|----|-----------------------|---|
| 1. | 9/22/13 at Seattle | 5 |
| | 11/18/12 at Houston | 5 |
| | 9/10/00 at Baltimore | 5 |
| | 12/26/99 at Tennessee | 5 |
| 2. | 12 times, last: | 4 |
| | 9/9/20 at Tennessee | |

Most Interceptions Thrown - Season

| | | |
|----|------------|----|
| 1. | 2013, 2019 | 21 |
| 2. | 1996 | 20 |
| 3. | 2015, 2014 | 18 |

Most Interceptions Thrown - Game

| | | |
|----|-------------------------|---|
| 1. | 10/20/96 at St. Louis | 5 |
| 2. | Seven times, last: | 4 |
| | 11/22/20 vs. Pittsburgh | |

Fewest Interceptions Thrown - Season

| | | |
|----|------------|----|
| 1. | 2005 | 6 |
| 2. | 2007, 2019 | 8 |
| 3. | 1997, 2002 | 9 |
| 4. | 2009 | 10 |

Most Interceptions Thrown, Opponent - Season

| | | |
|----|------------|----|
| 1. | 2017 | 21 |
| 2. | 2006, 2007 | 20 |
| 3. | 1999, 2005 | 18 |
| 4. | 2011 | 17 |
| 5. | 2004 | 16 |

Most Interceptions Thrown, Opponent - Game

| | | |
|----|-----------------------|---|
| 1. | 10/8/17 at Pittsburgh | 5 |
| 2. | 10/31/10 at Dallas | 4 |

Fewest Interceptions Thrown, Opponent - Season

| | | |
|----|------------|----|
| 1. | 2014 | 6 |
| 2. | 2016 | 7 |
| 3. | 2015 | 9 |
| 4. | 2019 | 10 |
| 5. | 2013, 2018 | 11 |

Most Times Sacked - Season

| | | |
|----|------|----|
| 1. | 2014 | 71 |
| 2. | 2001 | 63 |
| 3. | 1995 | 57 |
| 4. | 2000 | 54 |
| 5. | 2018 | 53 |

Most Times Sacked - Game

| | | |
|----|-----------------------|----|
| 1. | 9/14/14 at Washington | 10 |
| 2. | 1/3/16 at Houston | 8 |
| | 12/14/14 at Baltimore | 8 |
| | 12/16/01 at Cleveland | 8 |
| | 12/9/01 at Cincinnati | 8 |

Most Times Sacked, Opponent - Season

| | | |
|----|------------|----|
| 1. | 1999 | 57 |
| 2. | 2017 | 55 |
| 3. | 1997 | 48 |
| 4. | 2005, 2019 | 47 |

Most Times Sacked, Opponent - Game

| | | |
|----|--------------------------|----|
| 1. | 9/10/17 at Houston | 10 |
| | 10/22/17 at Indianapolis | 10 |
| 3. | 9/19/19 vs. Tennessee | 9 |
| | 11/7/99 at Atlanta | 9 |



TEAM RECORDS

Fewest Times Sacked - Season

| | | |
|----|------------|----|
| 1. | 2017 | 24 |
| 2. | 2003 | 28 |
| 3. | 2006 | 30 |
| 4. | 2007 | 31 |
| 5. | 2004, 2005 | 32 |

Fewest Times Sacked, Opponent - Season

| | | |
|----|------|----|
| 1. | 2009 | 14 |
| 2. | 1995 | 17 |
| 3. | 2020 | 18 |
| 4. | 2012 | 20 |
| 5. | 2003 | 24 |

Most Consecutive Games with a Passing TD

| | | |
|----|---|----|
| 1. | 12/18/14 vs. Ten. - 12/27/15 at N.O. | 17 |
| 2. | 9/10/95 at Cin. - 12/10/95 vs. Indianapolis | 13 |
| 3. | 11/30/03 vs. T.B. - 10/24/04 at Ind. | 12 |

Most Consecutive Games with a Passing TD, Opponent

| | | |
|----|--|----|
| 1. | 9/13/20 vs. Ind. - 1/3/21 at Ind. | 16 |
| 2. | 12/16/07 at Pit. - 11/16/08 vs. Ten. 9/20/98 vs. Bal. - 12/20/98 at Minn. | 13 |

Most 300-Yard Passing Games by an Individual - Season

| | | |
|----|-------------------|---|
| 1. | 2015 (B. Bortles) | 6 |
| 2. | 1996 (M. Brunell) | 6 |
| 3. | 2016 (B. Bortles) | 5 |
| 4. | 2018 (B. Bortles) | 4 |
| 5. | 2017 (B. Bortles) | 4 |

RUSHING

Most Rushing Yards - Season

| | | |
|----|------|-------|
| 1. | 2006 | 2,541 |
| 2. | 2010 | 2,395 |
| 3. | 2007 | 2,391 |
| 4. | 2017 | 2,262 |
| 5. | 1998 | 2,102 |

Most Rushing Yards - Game

| | | |
|----|---|-----|
| 1. | 12/10/06 vs. Indianapolis | 375 |
| 2. | 9/29/19 at Denver | 269 |
| 3. | 12/5/10 at Tennessee | 258 |
| 4. | 10/14/07 vs. Houston 12/3/00 vs. Cleveland | 244 |

Fewest Rushing Yards - Season

| | | |
|----|------|-------|
| 1. | 2013 | 1,260 |
| 2. | 2012 | 1,369 |
| 3. | 2015 | 1,473 |
| 4. | 2020 | 1,519 |

Fewest Rushing Yards - Game

| | | |
|----|---|----|
| 1. | 10/2/05 vs. Denver | 12 |
| 2. | 9/14/14 at Washington | 25 |
| 3. | 10/1/00 vs. Pittsburgh | 26 |
| 4. | 11/17/19 at Indianapolis 9/22/96 at New England (OT) | 29 |

Most Rushing Yards Allowed - Season

| | | |
|----|------|-------|
| 1. | 2020 | 2,452 |
| 2. | 2012 | 2,256 |
| 3. | 2019 | 2,229 |
| 4. | 2013 | 2,108 |
| 5. | 2002 | 2,071 |

Most Rushing Yards Allowed - Game

| | | |
|----|---|-----|
| 1. | 11/1/09 at Tennessee | 305 |
| 2. | 10/6/19 at Carolina | 285 |
| 3. | 9/9/07 vs. Tennessee | 282 |
| 4. | 1/3/21 at Indianapolis | 273 |
| 5. | Two times, last: 11/17/19 at Indianapolis | 264 |

Fewest Rushing Yards Allowed - Season

| | | |
|----|------|-------|
| 1. | 2003 | 1,406 |
| 2. | 1999 | 1,444 |
| 3. | 2006 | 1,460 |
| 4. | 2007 | 1,605 |
| 5. | 2001 | 1,611 |

Fewest Rushing Yards Allowed - Game

| | | |
|----|---|----|
| 1. | 10/7/07 at Kansas City | 10 |
| 2. | 11/20/16 at Detroit | 14 |
| | 11/17/13 vs. Arizona | 14 |
| 4. | 11/20/06 vs. N.Y. Giants | 25 |
| 5. | Two times, last: 11/18/18 vs. Pittsburgh | 26 |

Most Rushing Yards, Both Teams - Season

| | | |
|----|------|-------|
| 1. | 2010 | 4,340 |
| 2. | 2002 | 4,160 |
| 3. | 2017 | 4,122 |
| 4. | 1998 | 4,102 |
| 5. | 2006 | 4,001 |

Most Rushing Yards, Both Teams - Game

| | | |
|----|--|-----|
| 1. | 11/1/09, Jaguars (217) at Tennessee (305) | 522 |
| 2. | 1/2/11, Jaguars (198) at Houston (244) | 442 |
| 3. | 10/6/19, Jaguars (149) at Carolina (285) | 434 |
| 4. | 10/1/17, Jaguars (175) at N.Y. Jets (256) | 431 |
| 5. | 10/30/05, Jaguars (221) at St. Louis (200) | 421 |

Fewest Rushing Yards, Both Teams - Season

| | | |
|----|------|-------|
| 1. | 2015 | 3,182 |
| 2. | 2001 | 3,211 |
| 3. | 2016 | 3,334 |
| 4. | 2013 | 3,368 |
| 5. | 1996 | 3,431 |

Fewest Rushing Yards, Both Teams - Game

| | | |
|----|---|-----|
| 1. | 11/17/13, Jaguars (32) vs. Arizona (14) | 46 |
| 2. | 11/20/16, Jaguars (83) at Detroit (14) | 97 |
| 3. | 12/3/01, Jaguars (62) vs. Green Bay (37) | 99 |
| 4. | 11/20/05, Jaguars (49) at Tennessee (63) | 112 |
| 5. | 12/2/18, Jaguars (79) vs. Indianapolis (41) | 120 |

Most Rushing Attempts - Season

| | | |
|----|------|-----|
| 1. | 2017 | 527 |
| 2. | 2007 | 522 |
| 3. | 1999 | 514 |
| 4. | 2006 | 513 |
| 5. | 2010 | 512 |

Most Rushing Attempts - Game

| | | |
|----|--|----|
| 1. | 12/5/10 at Tennessee | 53 |
| 2. | 11/14/04 vs. Detroit | 50 |
| 3. | 9/21/08 at Indianapolis | 48 |
| 4. | Four times, last: 9/11/11 vs. Tennessee | 47 |

Fewest Rushing Attempts - Season

| | | |
|----|------|-----|
| 1. | 2020 | 337 |
| 2. | 2015 | 354 |
| 3. | 2012 | 358 |
| 4. | 2014 | 360 |
| 5. | 2001 | 372 |



TEAM RECORDS

Fewest Rushing Attempts - Game

| | | |
|----|--------------------------|----|
| 1. | 11/17/19 at Indianapolis | 9 |
| 2. | 9/14/14 at Washington | 10 |

Most Rushing Attempts, Opponent - Season

| | | |
|----|------|-----|
| 1. | 2012 | 545 |
| 2. | 2020 | 517 |
| 3. | 2013 | 507 |
| 4. | 1995 | 504 |
| 5. | 2014 | 499 |

Most Rushing Attempts, Opponent - Game

| | | |
|----|----------------------|----|
| 1. | 1/3/10 at Cleveland | 49 |
| | 11/1/09 at Tennessee | 49 |
| | 9/9/07 vs. Tennessee | 49 |
| 4. | 9/16/12 vs. Houston | 48 |
| 5. | 12/2/12 at Buffalo | 46 |

Fewest Rushing Attempts, Opponent - Season

| | | |
|----|------|-----|
| 1. | 1999 | 373 |
| 2. | 2007 | 390 |
| 3. | 2010 | 416 |
| 4. | 2006 | 420 |
| 5. | 2008 | 428 |

Fewest Rushing Attempts, Opponent - Game

| | | |
|----|-------------------------|----|
| 1. | 10/7/07 at Kansas City | 10 |
| 2. | 11/18/18 vs. Pittsburgh | 11 |
| | 11/7/99 at Atlanta | 11 |
| 4. | 10/24/11 vs. Baltimore | 12 |
| 5. | 9/11/11 vs. Tennessee | 13 |
| | 10/5/03 vs. San Diego | 13 |

Highest Rushing Average - Season

| | | |
|----|------------|------|
| 1. | 2006 | 4.95 |
| 2. | 2010 | 4.68 |
| 3. | 2002 | 4.59 |
| 4. | 2007 | 4.58 |
| 5. | 2009, 2014 | 4.54 |

Highest Rushing Average - Game

| | | |
|----|---|-------|
| 1. | 11/1/09 at Tennessee (16 att., 217 yds.) | 13.56 |
| 2. | 10/14/07 vs. Houston (26 att., 244 yds.) | 9.38 |
| 3. | 12/10/06 vs. Indianapolis (43 att., 375 yds.) | 8.93 |
| 4. | 12/28/14 at Houston (14 att., 121 yds.) | 8.64 |
| 5. | 10/12/1998 vs. Miami (23 att., 183 yds.) | 8.09 |

Lowest Rushing Average - Season

| | | |
|----|------|------|
| 1. | 2013 | 3.33 |
| 2. | 1997 | 3.79 |
| 3. | 2012 | 3.82 |
| 4. | 1996 | 3.83 |
| 5. | 2005 | 3.90 |

Lowest Rushing Average - Game

| | | |
|----|---|------|
| 1. | 10/2/05 vs. Denver (11 att., 12 yds) | 1.09 |
| 2. | 9/22/97 vs. Pittsburgh (26 att., 40 yds.) | 1.54 |
| 3. | 11/20/05 at Tennessee (30 att., 49 yds.) | 1.63 |
| 4. | 10/1/00 vs. Pittsburgh (16 att., 26 yds.) | 1.63 |
| 5. | 9/15/13 at Oakland (19 att., 34 yds.) | 1.79 |

Highest Rushing Average, Opponent - Season

| | | |
|----|------|------|
| 1. | 2019 | 5.12 |
| 2. | 2020 | 4.74 |
| 3. | 2010 | 4.68 |
| 4. | 1998 | 4.44 |
| 5. | 2017 | 4.34 |

Highest Rushing Average, Opponent - Game

| | | |
|----|--|-------|
| 1. | 10/6/19 at Carolina (27 att., 285 yds.) | 10.56 |
| 2. | 12/6/18 at Tennessee (32 att., 264 yds.) | 8.25 |
| 3. | 10/1/17 at N.Y. Jets (32 att., 256 yds.) | 8.00 |
| 4. | 1/3/21 at Indianapolis (37 att., 273 yds.) | 7.40 |
| 5. | 11/17/19 at Indianapolis (36 att., 264 yds.) | 7.33 |

Lowest Rushing Average, Opponent - Season

| | | |
|----|------|------|
| 1. | 2003 | 3.18 |
| 2. | 2001 | 3.43 |
| 3. | 2006 | 3.48 |
| 4. | 2015 | 3.68 |
| 5. | 1997 | 3.81 |

Lowest Rushing Average, Opponent - Game

| | | |
|----|---|------|
| 1. | 11/17/13 vs. Arizona (24 att., 14 yds.) | 0.58 |
| 2. | 11/20/16 at Detroit (21 att., 14 yds.) | 0.67 |
| 3. | 10/7/07 at Kansas City (10 att., 10 yds.) | 1.00 |
| 4. | 11/8/15 at N.Y. Jets (28 att., 29 yds.) | 1.04 |
| 5. | 9/14/03 vs. Buffalo (32 att., 43 yds.) | 1.34 |

Most Rushing Touchdowns - Season

| | | |
|----|------------------|----|
| 1. | 2006 | 23 |
| 2. | 1997, 1999 | 20 |
| 3. | 1998, 2002, 2009 | 19 |

Most Rushing Touchdowns, Opponent - Season

| | | |
|----|------------|----|
| 1. | 2019, 2020 | 23 |
| 2. | 2013 | 20 |
| 3. | 2010, 2012 | 19 |

Most Rushing Touchdowns - Game

| | | |
|----|---------------------------|---|
| 1. | 12/3/00 vs. Cleveland | 5 |
| 2. | 10/12/97 vs. Philadelphia | 5 |

Most Rushing Touchdowns, Opponent - Game

| | | |
|----|---|---|
| 1. | Six times, last: 11/24/19 at Tennessee | 4 |
|----|---|---|

Most 100-Yard Rushing Games, Individual - Season

| | | |
|----|------------|---|
| 1. | 2000 | 9 |
| 2. | 2003, 2010 | 7 |
| 3. | 1998, 2011 | 6 |

Most Consecutive Games with a Rushing TD

| | | |
|----|--|---|
| 1. | 11/12/06 vs. HOU - 12/31/06 at K.C. 11/21/99 vs. N.O. - 9/3/00 at CLE | 8 |
| 3. | 11/11/07 at TEN - 12/23/07 vs. OAK 9/8/02 vs. IND - 10/27/02 vs. HOU | 7 |

Most Consecutive Games with a Rushing TD, Opponent

| | | |
|----|--|----|
| 1. | 12/20/15 vs. ATL - 10/27/16 at TEN | 10 |
| 2. | 11/17/02 vs. WAS - 12/29/02 at IND 10/28/01 at BAL - 12/9/01 at CIN | 7 |

RECEIVING

Most Receptions

| | | |
|----|------|-----|
| 1. | 2020 | 387 |
| 2. | 2016 | 369 |
| 3. | 2019 | 364 |
| 4. | 2015 | 355 |
| 5. | 1996 | 353 |

Most Receptions - Game

| | | |
|----|---|----|
| 1. | 10/20/96 at St. Louis | 37 |
| 2. | 10/10/04 at San Diego | 36 |
| 3. | 11/17/19 at Indianapolis 10/7/18 at Kansas City 10/27/16 at Tennessee | 33 |



TEAM RECORDS

Fewest Receptions - Season

| | | |
|----|------|-----|
| 1. | 2011 | 240 |
| 2. | 2006 | 266 |
| 3. | 2002 | 268 |
| 4. | 1998 | 269 |
| 5. | 1995 | 275 |

Fewest Receptions - Game

| | | |
|----|---------------------------|---|
| 1. | 10/13/02 at Tennessee | 7 |
| | 10/28/07 at Tampa Bay | 7 |
| 3. | 10/8/17 at Pittsburgh | 8 |
| | 12/10/06 vs. Indianapolis | 8 |
| | 9/19/04 vs. Denver | 8 |

Most Receptions, Opponent - Season

| | | |
|----|------------|-----|
| 1. | 2015 | 390 |
| 2. | 2020 | 370 |
| 3. | 2014 | 355 |
| 4. | 2001, 2013 | 354 |

Most Receptions, Opponent - Game

| | | |
|----|--------------------------|----|
| 1. | 11/18/12 at Houston | 43 |
| 2. | 9/13/20 vs. Indianapolis | 36 |
| 3. | 11/4/07 at New Orleans | 35 |
| 4. | 11/15/15 at Baltimore | 34 |
| | 10/31/10 at Dallas | 34 |

Fewest Receptions, Opponent - Season

| | | |
|----|------|-----|
| 1. | 2000 | 258 |
| 2. | 2005 | 285 |
| 3. | 2017 | 289 |
| 4. | 1996 | 290 |

Fewest Receptions, Opponent - Game

| | | |
|----|------------------------|---|
| 1. | 1/3/10 at Cleveland | 7 |
| | 12/3/00 vs. Cleveland | 7 |
| | 11/17/96 at Pittsburgh | 7 |
| 4. | Three times, last: | 8 |
| | 11/25/18 at Buffalo | |

Most Receiving Yards - Season

| | | |
|----|------|-------|
| 1. | 2015 | 4,428 |
| 2. | 1996 | 4,367 |
| 3. | 2019 | 4,023 |
| 4. | 2020 | 3,955 |
| 5. | 2000 | 3,947 |

Most Receiving Yards - Game

| | | |
|----|-----------------------------|-----|
| 1. | 9/22/96 at New England (OT) | 432 |
| 2. | 10/7/18 at Kansas City | 430 |
| 3. | 10/20/96 at St. Louis | 421 |
| 4. | 9/30/18 vs. New York Jets | 388 |
| 5. | 9/10/00 at Baltimore | 386 |

Fewest Receiving Yards - Season

| | | |
|----|------|-------|
| 1. | 2011 | 2,510 |
| 2. | 2002 | 3,019 |
| 3. | 2006 | 3,060 |
| 4. | 1995 | 3,144 |
| 5. | 2004 | 3,315 |

Fewest Receiving Yards - Game

| | | |
|----|-------------------------|----|
| 1. | 12/26/04 vs. Houston | 54 |
| 2. | 12/16/18 vs. Washington | 57 |
| 3. | 9/3/95 vs. Houston | 69 |
| 4. | 12/8/02 vs. Cleveland | 73 |
| 5. | 9/16/12 vs. Houston | 76 |

Most Receiving Yards, Opponent - Season

| | | |
|----|------|-------|
| 1. | 2015 | 4,528 |
| 2. | 2020 | 4,231 |
| 3. | 2010 | 4,193 |
| 4. | 2013 | 4,187 |
| 5. | 2014 | 4,174 |

Most Receiving Yards, Opponent - Game

| | | |
|----|-------------------------|-----|
| 1. | 11/18/12 at Houston | 527 |
| 2. | 11/4/07 at New Orleans | 445 |
| 3. | 9/25/00 at Indianapolis | 440 |
| 4. | 11/17/13 vs. Arizona | 419 |
| 5. | 12/27/15 at New Orleans | 412 |

Fewest Receiving Yards, Opponent - Season

| | | |
|----|------|-------|
| 1. | 2017 | 3,074 |
| 2. | 2005 | 3,223 |
| 3. | 1999 | 3,263 |
| 4. | 2006 | 3,278 |
| 5. | 2018 | 3,354 |

Fewest Receiving Yards, Opponent - Game

| | | |
|----|-----------------------|----|
| 1. | 12/3/00 vs. Cleveland | 33 |
| 2. | 9/24/17 vs. Baltimore | 64 |
| 3. | 10/8/06 vs. N.Y. Jets | 71 |
| | 12/7/03 vs. Houston | 71 |
| 5. | 9/9/07 at Tennessee | 78 |

Most Receiving Touchdowns - Season

| | | |
|----|------|----|
| 1. | 2015 | 35 |
| 2. | 2007 | 28 |
| 3. | 2010 | 26 |
| 4. | 2020 | 25 |

Most Receiving Touchdowns - Game

| | | |
|----|-------------------------|---|
| 1. | 12/6/15 at Tennessee | 5 |
| 2. | Nine times, last: | 4 |
| | 9/16/18 vs. New England | |

Most Receiving Touchdowns, Opponent - Season

| | | |
|----|------------------|----|
| 1. | 2020 | 34 |
| 2. | 2013, 2015 | 29 |
| 3. | 1995, 2009, 2010 | 28 |
| 4. | 2008 | 25 |

Most Receiving Touchdowns, Opponent - Game

| | | |
|----|-----------------------|---|
| 1. | 9/22/13 at Seattle | 5 |
| | 11/18/12 at Houston | 5 |
| | 12/26/99 at Tennessee | 5 |
| | 9/10/00 at Baltimore | 5 |

Highest Receiving Average - Season

| | | |
|----|------------|------|
| 1. | 1997, 2015 | 12.5 |
| 2. | 1996, 1998 | 12.4 |
| 3. | 2007 | 12.1 |

Highest Receiving Average - Game

| | | |
|----|--------------------------|------|
| 1. | 11/9/97 vs. Kansas City | 22.1 |
| 2. | 11/18/12 at Houston | 21.0 |
| 3. | 12/28/98 vs. Pittsburgh | 19.2 |
| 4. | 9/22/96 at New England | 18.8 |
| 5. | 10/22/17 at Indianapolis | 18.3 |

Highest Receiving Average, Opponent - Season

| | | |
|----|------------|------|
| 1. | 2000 | 13.2 |
| 2. | 2008, 2010 | 12.7 |
| 3. | 2019 | 12.5 |

Highest Receiving Average, Opponent - Game

| | | |
|----|------------------------|------|
| 1. | 11/16/97 vs. Tennessee | 20.4 |
| 2. | 11/25/18 at Buffalo | 20.0 |



TEAM RECORDS

Most 100-Yard Receiving Games by an Individual - Season

| | | |
|----|------------|----|
| 1. | 1999, 2000 | 12 |
| 2. | 1997 | 10 |

PUNTING

Most Punts - Season

| | | |
|----|------|----|
| 1. | 2011 | 99 |
| 2. | 2013 | 95 |
| 3. | 2014 | 94 |
| 4. | 2012 | 91 |
| 5. | 2017 | 87 |

Most Punts - Game

| | | |
|----|--|----|
| 1. | 9/8/13 vs. Kansas City | 11 |
| 2. | 11/16/08 vs. Tennessee | 10 |
| 3. | 13 times, last: 12/30/18 vs. Pittsburgh | 9 |

Fewest Punts - Season

| | | |
|----|------|----|
| 1. | 2007 | 54 |
| 2. | 2010 | 57 |
| 3. | 2020 | 65 |
| 4. | 1997 | 66 |
| 5. | 2008 | 67 |

Most Punting Yards - Season

| | | |
|----|------|-------|
| 1. | 2014 | 4,464 |
| 2. | 2012 | 4,353 |
| 3. | 2013 | 4,338 |
| 4. | 2011 | 4,147 |
| 5. | 2018 | 3,872 |

Highest Punting Average - Season

| | | |
|----|------|------|
| 1. | 2021 | 52.4 |
| 2. | 2012 | 47.3 |
| 3. | 2020 | 46.9 |
| 4. | 2019 | 46.8 |
| 5. | 2016 | 46.6 |
| 6. | 2014 | 46.5 |

Highest Punting Average - Game

| | | |
|----|---------------------------|------|
| 1. | 9/11/16 vs. Green Bay | 62.5 |
| 2. | 9/21/08 at Indianapolis | 60.0 |
| 3. | 12/29/19 vs. Indianapolis | 59.0 |
| 4. | 12/23/12 vs. New England | 56.3 |

RETURNS

Most Kickoff Returns - Season

| | | |
|----|------------|----|
| 1. | 2010 | 80 |
| 2. | 1995, 2008 | 74 |
| 3. | 1996, 2003 | 67 |

Most Kickoff Returns - Game

| | | |
|----|------------------------|---|
| 1. | 12/17/95 at Detroit | 9 |
| 2. | 12/1/02 vs. Pittsburgh | 8 |
| | 11/12/95 vs. Seattle | 8 |

Most Kickoff Return Yards - Season

| | | |
|----|------|-------|
| 1. | 2010 | 1,903 |
| 2. | 2008 | 1,678 |
| 3. | 1995 | 1,532 |
| 4. | 2009 | 1,492 |
| 5. | 1996 | 1,463 |

Most Kickoff Return Yards - Game

| | | |
|----|-----------------------|-----|
| 1. | 10/25/98 at Denver | 223 |
| 2. | 12/17/95 at Detroit | 209 |
| 3. | 12/26/99 at Tennessee | 198 |
| 4. | 9/28/14 at San Diego | 189 |
| 5. | 12/3/95 at Denver | 181 |

Most Kickoff Return Yards, Opponent - Season

| | | |
|----|------|-------|
| 1. | 1998 | 1,858 |
| 2. | 1997 | 1,730 |
| 3. | 2000 | 1,523 |
| 4. | 2005 | 1,327 |
| 5. | 2007 | 1,323 |

Most Kickoff Return Yards, Opponent - Game

| | | |
|----|-----------------------|-----|
| 1. | 12/30/07 at Houston | 234 |
| 2. | 12/10/00 vs. Arizona | 213 |
| 3. | 10/10/10 at Buffalo | 201 |
| 4. | 11/20/05 at Tennessee | 196 |
| 5. | 1/1/06 vs. Tennessee | 184 |

Highest Kickoff Return Average - Season

| | | |
|----|------|------|
| 1. | 2013 | 25.9 |
| 2. | 2014 | 24.0 |
| 3. | 2019 | 24.2 |
| 4. | 2005 | 23.9 |

Highest Kickoff Return Average - Game (min. 4 returns)

| | | |
|----|------------------------|------|
| 1. | 11/4/07 at New Orleans | 40.5 |
| 2. | 10/10/10 at Buffalo | 36.3 |
| 3. | 11/17/13 vs. Arizona | 36.0 |
| 4. | 9/7/08 at Tennessee | 34.5 |
| 5. | 9/12/10 vs. Denver | 34.3 |

Most Touchdowns, Kickoff Return - Game

| | | |
|----|---|---|
| 1. | Nine times, last: 9/19/21 vs. Denver | 1 |
|----|---|---|

Most Touchdowns, Kickoff Return, Opponent - Game

| | | |
|----|--|---|
| 1. | 12/30/07 at Houston | 2 |
| 2. | Six times, last: 10/15/17 vs. L.A. Rams | 1 |

Most Punt Returns - Season

| | | |
|----|------------------|----|
| 1. | 2005 | 53 |
| 2. | 2000 | 46 |
| 3. | 1998, 1999, 2006 | 45 |

Most Punt Returns - Game

| | | |
|----|----------------------------|---|
| 1. | 11/12/17 vs. L.A. Chargers | 7 |
| | 12/26/10 vs. Washington | 7 |
| | 12/18/05 vs. San Francisco | 7 |
| | 11/13/05 vs. Baltimore | 7 |
| | 12/3/00 vs. Cleveland | 7 |

Most Punt Return Yards - Season

| | | |
|----|------|-----|
| 1. | 1998 | 581 |
| 2. | 1999 | 462 |
| 3. | 2005 | 415 |
| 4. | 1997 | 412 |
| 5. | 2004 | 405 |

Highest Punt Return Average - Season

| | | |
|----|------------|------|
| 1. | 1998 | 12.9 |
| 2. | 2020 | 11.8 |
| 3. | 2015 | 11.6 |
| 4. | 1997, 2020 | 11.4 |
| 5. | 2002, 2003 | 11.1 |

Highest Punt Return Average - Game (min. 3)

| | | |
|----|-------------------------|------|
| 1. | 9/13/98 vs. Kansas City | 44.7 |
| 2. | 11/15/20 at Green Bay | 37.7 |
| 3. | 11/5/17 vs. Cincinnati | 29.3 |
| 4. | 12/16/18 vs. Washington | 28.0 |



TEAM RECORDS

INTERCEPTIONS

Most Interceptions - Season

| | | |
|----|------------|----|
| 1. | 2017 | 21 |
| 2. | 2006, 2007 | 20 |
| 3. | 1999, 2005 | 19 |

Most Interceptions - Game

| | | |
|----|-----------------------|---|
| 1. | 10/8/17 at Pittsburgh | 5 |
| 2. | 10/31/10 at Dallas | 4 |

Most Interceptions, Opponent - Season

| | | |
|----|------------|----|
| 1. | 2010, 2013 | 21 |
| 2. | 1996 | 20 |
| 3. | 2014, 2015 | 18 |

Most Interceptions, Opponent - Game

| | | |
|----|-------------------------|---|
| 1. | 10/20/96 at St. Louis | 5 |
| 2. | 11/22/20 vs. Pittsburgh | 4 |
| | 10/7/18 at Kansas City | 4 |
| | 9/18/11 at N.Y. Jets | 4 |
| | 11/21/10 vs. Cleveland | 4 |
| | 9/19/10 at San Diego | 4 |
| | 11/12/06 vs. Houston | 4 |
| | 12/17/95 at Detroit | 4 |

Most Interception Return Yards - Season

| | | |
|----|------|-----|
| 1. | 1999 | 330 |
| 2. | 2017 | 294 |
| 3. | 2006 | 280 |
| 4. | 2007 | 237 |

Most Interception Return Yards - Game

| | | |
|----|---------------------------|-----|
| 1. | 11/5/06 vs. Tennessee | 110 |
| 2. | 10/8/17 at Pittsburgh | 103 |
| 3. | 9/12/99 vs. San Francisco | 93 |

Most Interceptions Returned for a TD - Season

| | | |
|----|------------------------------|---|
| 1. | 1999 | 3 |
| 2. | 2005, 2007, 2008, 2017, 2018 | 2 |

Most Interceptions Returned for a TD - Game

| | | |
|----|---|---|
| 1. | 10/8/17 at Pittsburgh | 2 |
| 2. | 19 times, last: 12/6/20 at Minnesota | 1 |

Most Interceptions Returned for a TD, Opponent - Season

| | | |
|----|------------------------|---|
| 1. | 2012 | 5 |
| 2. | 2014, 2015 | 4 |
| 3. | 1996, 1998, 2013, 2016 | 3 |

Most Interceptions Returned for a TD, Opponent - Game

| | | |
|----|----------------------------|---|
| 1. | 10/26/14 vs. Miami | 2 |
| | 12/30/12 at Tennessee | 2 |
| | 10/7/12 at Chicago | 2 |
| | 12/17/06 at Tennessee | 2 |
| | 11/22/98 at Pittsburgh | 2 |
| 6. | 31 times, last: 9/26/21 | 1 |

SACKS

Most Sacks - Season

| | | |
|----|------|----|
| 1. | 1999 | 57 |
| 2. | 2017 | 55 |
| 3. | 1997 | 48 |
| 4. | 2019 | 47 |
| | 2005 | 47 |

Most Sacks - Game

| | | |
|----|--------------------------|------|
| 1. | 10/22/17 at Indianapolis | 10.0 |
| | 9/10/17 at Houston | 10.0 |
| 3. | 9/19/19 vs. Tennessee | 9.0 |
| | 11/7/99 at Atlanta | 9.0 |

Most Sacks, Opponent - Season

| | | |
|----|------|----|
| 1. | 2014 | 71 |
| 2. | 2001 | 63 |
| 3. | 1995 | 57 |
| 4. | 2000 | 54 |
| 5. | 2018 | 53 |

Most Sacks, Opponent - Game

| | | |
|----|-----------------------|----|
| 1. | 9/14/14 at Washington | 10 |
| 2. | 1/3/16 at Houston | 8 |
| | 12/14/14 at Baltimore | 8 |
| | 12/16/01 at Cleveland | 8 |
| | 12/9/01 at Cincinnati | 8 |

Most Sack Yards - Season

| | | |
|----|------|-----|
| 1. | 1999 | 373 |
| 2. | 2017 | 356 |
| 3. | 1997 | 331 |
| 4. | 2019 | 310 |
| 5. | 2001 | 298 |

Most Sack Yards - Game

| | | |
|----|--------------------------|----|
| 1. | 10/22/17 at Indianapolis | 64 |
| 2. | 11/7/99 at Atlanta | 63 |
| 3. | 9/19/19 vs. Tennessee | 55 |
| 4. | 9/10/17 at Houston | 54 |
| 5. | 12/21/97 at Oakland | 52 |

Most Sack Yards, Opponent - Season

| | | |
|----|------|-----|
| 1. | 2014 | 450 |
| 2. | 2001 | 430 |
| 3. | 1995 | 354 |
| 4. | 2011 | 331 |
| 5. | 2012 | 327 |

Most Sack Yards, Opponent - Game

| | | |
|----|-----------------------|----|
| 1. | 10/25/98 at Denver | 71 |
| 2. | 9/14/14 at Washington | 70 |
| 3. | 12/14/14 at Baltimore | 63 |
| 4. | 9/7/08 at Tennessee | 59 |
| 5. | 1/3/16 at Houston | 56 |

PENALTIES

Most Penalties - Season

| | | |
|----|------|-----|
| 1. | 2019 | 132 |
| 2. | 2006 | 129 |
| 3. | 1996 | 127 |

Most Penalties - Game

| | | |
|----|-----------------------------|----|
| 1. | 9/22/96 at New England (OT) | 17 |
| 2. | 12/1/19 vs. Tampa Bay | 16 |
| 3. | 10/13/96 at N.Y. Jets | 15 |
| | 10/2/05 vs. Denver | 15 |

Fewest Penalties - Season

| | | |
|----|------|----|
| 1. | 2009 | 70 |
| 2. | 2014 | 73 |
| 3. | 2007 | 76 |

Fewest Penalties - Game

| | | |
|----|---|---|
| 1. | 12/1/02 vs. Pittsburgh | 0 |
| 2. | Six times, last: 1/1/12 vs. Indianapolis | 1 |



TEAM RECORDS

Most Yards Penalized - Season

| | | |
|----|------|-------|
| 1. | 2016 | 1,187 |
| 2. | 2019 | 1,165 |
| 3. | 2018 | 1,112 |

Most Yards Penalized - Game

| | | |
|----|--------------------------|-----|
| 1. | 9/22/96 at New England | 148 |
| 2. | 10/2/16 vs. Indianapolis | 145 |
| 3. | 10/2/19 at Cincinnati | 130 |

Fewest Yards Penalized - Season

| | | |
|----|------|-----|
| 1. | 2009 | 542 |
| 2. | 2014 | 573 |
| 3. | 2007 | 594 |

Fewest Yards Penalized - Game

| | | |
|----|---|---|
| 1. | 12/1/02 vs. Pittsburgh | 0 |
| 2. | 12/22/96 vs. Atlanta | 3 |
| 3. | Three times, last: 12/27/09 at New England | 5 |

Most Penalties, Opponent - Season

| | | |
|----|------|-----|
| 1. | 2005 | 130 |
| 2. | 2004 | 118 |
| 3. | 2014 | 115 |

Most Penalties, Opponent - Game

| | | |
|----|-------------------------|----|
| 1. | 1/1/06 vs. Tennessee | 18 |
| 2. | 12/17/17 vs. Houston | 14 |
| | 12/5/13 vs. Houston | 14 |
| | 11/26/95 vs. Cincinnati | 14 |

