



2022 JACKSONVILLE JAGUARS

MEDIA GUIDE



TABLE OF CONTENTS



STAFF DIRECTORY	3-5
TIAA BANK FIELD AD	6
PRO FOOTBALL HALL OF FAME	7
1ST DOWNTOWN JACKSONVILLE	8
JAGUARS UK	9
JAGUARS IN THE COMMUNITY	11-12
DAILY'S PLACE	13
EXECUTIVES	14-17
BUSINESS OPERATIONS LEADERSHIP TEAM	18-20
COACHING STAFF	21-44
PLAYER HEALTH AND PERFORMANCE	45-46
PERSONNEL	47-54
FOOTBALL OPERATIONS	55
PLAYER BIOS	57-211
2021 SEASON IN REVIEW	212
Team Stats	212
Defensive Stats	213
Big Plays: Rush 10+, Receptions 20+, Returns 30+	214
Big Yardage Games	215
Takeaway/Giveaway Chart - Team and Opponent	216
Turnover Chart	217
Red Zone + Opponents	218
Goal to Go Situations + Opponents	219
Drive Charts	220-223
Drive Efficiency - Game-by-Game	224
Individual GxG Stats: PASSING	225-226
Individual GxG Stats: RUSHING	227-228

Individual GxG Stats: RECEIVING	229-230
Individual GxG Stats: DEFENSIVE	231-234
Individual GxG Stats: SPECIAL TEAMS	235-236
Game-By-Game Offense	237
Game-By-Game Defense	238
Third Down Efficiency	239
Fourth Down Efficiency	239
NFL Standings & Results	240
Game Summaries	241-257
HISTORY	258
Pride of the Jaguars	258
All-Time Honors	259-260
Draft History	261-264
All-Time Trade History	265-266
Free Agency History	267-271
All-Time Rosters	272-279
Year-By-Year Results	280-284
Series Results	285-290
Preseason Results	291
Season Results	292-318
Playoff Game Summaries	319-322
Attendance and Weather Records	323
Prime-Time Games	324
Overtime Games	325
TEAM RECORDS	327-339
INDIVIDUAL RECORDS	340-346
SINGLE-SEASON RECORDS	347-350
SINGLE-GAME RECORDS	351-353
ROOKIE RECORDS	354-356
OPPONENT RECORDS	357-358



STAFF DIRECTORY

EXECUTIVE

Owner	Shad Khan
President	Mark Lamping
General Manager	Trent Baalke
Head Coach.....	Doug Pederson
Chief Football Strategy Officer.....	Tony Khan
Executive Assistant to the Owner and President.....	Alisa Abbott
Assistant to the Head Football Coach.....	ElizaBeth Mayers
Assistant to the General Manager.....	Leah Joseph
Personal Assistant to Shad and Ann Khan	Kate McCoy

BUSINESS OPERATIONS LEADERSHIP TEAM

Chief Operating Officer.....	Chad Johnson
Executive Vice President and Chief Legal Officer	Megha Parekh
Senior Vice President of Corporate Partnerships	Scott Massey
Senior Vice President and Chief Community Impact Officer	Whitney Meyer
Senior Vice President of Business Planning and Chief Financial Officer	Mark Sirota
Senior Vice President of Real Estate and Development.....	Drew Frick
Senior Vice President and Chief Communications Officer.....	John Dever
Vice President of People and Culture.....	Jessica Jones

COACHING

Head Coach.....	Doug Pederson
Offensive Coordinator.....	Press Taylor
Defensive Coordinator	Mike Caldwell
Special Teams Coordinator	Heath Farwell
Passing Game Coordinator	Jim Bob Cooter
Quarterbacks Coach	Mike McCoy
Offensive Line Coach.....	Phil Rauscher
Wide Receivers Coach	Chris Jackson
Tight Ends Coach.....	Richard Angulo
Running Backs Coach	Bernie Parmalee
Assistant Quarterbacks Coach.....	Andrew Breiner
Assistance Offensive Line Coach.....	Todd Washington

Offensive Quality Control Coach.....	Nick Williams
Offensive Quality Control Coach.....	Henry Burris
Senior Defensive Assistant	Bob Sutton
Defensive Line Coach.....	Brentson Buckner
Outside Linebackers Coach	Bill Shuey
Inside Linebackers Coach.....	Tony Gilbert
Safeties Coach.....	Cody Grimm
Passing Game Coordinator/Cornerbacks Coach	Deshea Townsend
Assistant Defensive Line Coach	Rory Segrest
Defensive Quality Control Coach.....	Patrick Reilly
Assistant Special Teams Coach.....	Luke Thompson

FRONT OFFICE

FOOTBALL STRATEGY

Chief Football Strategy Officer.....	Tony Khan
Vice President of Football Analytics.....	Eugene Shen
Senior Director of Football Technology and Special Projects	Mike Perkins
Director of Football Systems	Jeremy Pool
Director of Coaching Analytics	Ryan Paganetti
Principal Software Architect.....	Justin VonHagen
Manager of Football Technology	Chris Reier
Manager of Football Creative Video	KC Hahey
Football Database Analyst.....	Zach Beistline
Video Assistant	Henderson McPherson
Video Assistant	Ian Mutch
Stadium Projects and Player Development Coordinator.....	Kyle Buerkett

PERSONNEL

General Manager	Trent Baalke
Assistant General Manager	Ethan Waugh
Director of College Scouting.....	Michael Davis
Director of Football Administration	Tim Walsh
Director of Player Assessment.....	Ryan Stamper
Director of Player Engagement and Youth Football	Marcus Pollard
Director of Pro Personnel.....	DeJuan Polk
Director of Pro Scouting.....	Regis Eller
Director of Roster Management	Trip MacCracken
Player Personnel Coordinator	Drew Hughes
National Scout.....	John Stevenson
National Scout.....	Tom McConnaughey
Pro Scout	Steve Sabo
Area Scout	Dave McCloughan
Area Scout	Ricky Thomas
NFS Scout	Antonio Robinson
College Scout	Jason DesJarlais
College Scout	Jarrod Highberger
College Scout	Marty Miller
College Scout	Casey Belongia
College Scout	Brian Squeglia
Scouting Assistant.....	Tyler Walker
Scouting Assistant.....	Holden McAbee

FOOTBALL LOGISTICS

Director of Football Operations	Hamzah Ahmad
Senior Manager of Team Logistics.....	J.K. LaCoste
Senior Manager of Team Operations	Brandon Roth
Manager of Football Operations and Facilities.....	Brian Kensil

PLAYER HEALTH AND PERFORMANCE

Vice President of Player Health and Performance	Jeff Ferguson
Head Physician.....	Kevin Kaplan
Physician, Internal Medicine.....	Michael Yorio
Physician, Chiropractic Medicine	Anthony Iselborn
Director of Performance Science	Christopher Bach
Director of Strength and Conditioning.....	Cedric Scott
Director of Performance Nutrition	Mindy Black
Assistant Strength and Conditioning Coach.....	Adam Potts
Assistant Strength and Conditioning Coach	Brandon Ireland
Assistant Strength and Conditioning Coach	Kevin Maxen
Associate Athletic Trainer/Physical Therapist.....	Robert Hoenshel
Athletic Performance Spec./Assoc. Athletic Trainer/Physical Therapist	Peter Draovitch
Associate Athletic Trainer	Cassie Ettel
Associate Athletic Trainer	Raul Bermudez
Associate Director of Performance Nutrition	Jackie Trance
Performance Nutrition Fueling Station Manager.....	Antonio Pepe
Head Team Psychologist.....	Dr. Candice Franco
Team Psychologist.....	Dr. Miguel Franco
Team Dentist	Dr. Richard Salko
Team Dining and Performance Chef	Keith Atkins

EQUIPMENT

Head Equipment Manager	George Pellicer
Special Advisor to the Head Equipment Manager	Jimmy Luck
Associate Equipment Manager	Kyle Stillwell
Equipment Assistant	Tyler Floyd
Equipment Assistant.....	Collin Peterson

SECURITY

Director of Team Security.....	Skip Richardson
--------------------------------	-----------------

ANALYTICS

Vice President of Decision Science	Arri Landsman-Roos
Director of Strategic Research & Development	Momin Ghaffar
Senior Manager of CRM Analytics.....	Jeff Miranda
Quantitative Research Manager	Victor Li
Business Operations Analyst.....	Bennet Kim
Business Intelligence Analyst.....	Helen Blades



STAFF DIRECTORY

TICKETS SALES, SERVICE AND OPERATIONS

Vice President of Sales and Marketing Chris Gargani
 Senior Director of Ticket Sales and Service Sean Flood
 Director of Ticket Operations Tim Bishko
 Director of Season and Group Sales Russell Rendon
 Director of Premium Sales and Entertainment David Altman
 Director of Member Experience and Retention Aneisha Johnson
 Senior Manager of Ticket Operations Jim Scott
 Senior Manager of Season and Group Sales Shawn Dubrow
 Senior Account Manager, Ticket Sales Colin Baumgartner
 Account Manager, Ticket Sales Blake Woodard
 Account Manager, Ticket Sales Cortlandt Carter
 Account Manager, Ticket Sales Justin Hill
 Account Manager, Ticket Sales Zachary McClellan
 Senior Account Manager, Group Sales Madison Holesko
 Account Manager, Group Sales Andrew Parker
 Account Manager, Group Sales Michael Benko
 Account Manager, Group Sales Brian Rehagen
 Account Manager, Group Sales David Moses
 Account Manager, Premium Sales Bryson Walker
 Manager of Member Experience and Retention Alex Russell
 Manager of Premium Member Experience Christy Pavilando
 Senior Member Experience Specialist Aaron Appleberry
 Senior Member Experience Specialist Drew Herrick
 Member Experience Specialist Haden Thompson
 Member Experience Specialist Casey Welch
 Premium Member Experience Specialist Madelyn Ybarzabal
 Manager of Concern Ticketing Carin Fleming
 Ticket Operations Specialist Bryan Kupfer
 Sales and Champions Club Coordinator Kimberly Baker

MARKETING

Senior Director of Marketing Asia Gholston
 Director of Digital and Social Media Nick Birdsong
 Director of Brand Design and Creative John Cascio
 Director of Branded Entertainment Christy Stechman Zynda
 Senior Marketing Manager, Concerts and Events Stephanie Lynn
 Senior Marketing Manager, Brand Jasmine McCrawford
 Design Manager Chris Burdett
 Branded Entertainment Manager Alex Shepard
 Marketing Manager, Operations Noel Kreger
 Manager of Digital Marketing Jennifer Garavaglia
 Manager of Social Media Charles Jordan
 Social Content Producer Cameron Hicks
 Social Media Graphic Designer Devin Carvajal
 Social Media Specialist Ahmon Lott
 Digital Media Coordinator William Pease
 Branded Entertainment Coordinator Luis Rivera
 Graphic Designer Nikki Summers
 Junior Graphic Designer Zack Breunle
 Junior Graphic Designer McKenna Willis

JAGUARS PRODUCTIONS

Vice President of Production Patrick Kavanagh
 Director of Game Day and Event Production Carlos Caceres
 Director of Broadcasting and Production Dave DeCandis
 Manager of Production Everett Sullivan
 Manager of Game Day and Event Production Blake Stuart
 Manager of Radio Joe Fortunato
 Lead Designer and Production Manager Eric Wierenga
 Senior Writer John Oehser
 Senior Reporter and Editor J.P. Shadrick
 Senior Correspondent Brian Sexton
 Senior Producer/Editor Max Hochman
 Senior VFX Artist Nick Cortes
 Team Reporter and Host Ashlyn Sullivan
 Video Production Coordinator Thomas Flynn
 Producer/Editor Brent Reber
 Associate Producer Trent Padilla
 Associate Producer Gabrielle Dalton

COMMUNICATIONS

Senior Vice President and Chief Communications Officer John Dever
 Director of Public Relations Alex Brooks
 Director of Communications Amanda Holt
 Manager of Public Relations David Wolf
 Manager of Photography Kam Nedd
 Public Relations Coordinator Dylan Morton

FACILITIES SECURITY

Director of Facilities Security Bobby Lyle
 Manager, Facilities Security Jayson Wasielewski

COMMUNITY IMPACT AND FOUNDATION

Senior Vice President and Chief Community Impact Officer Whitney Meyer
 Senior Vice President of Jaguars Foundation/Community Impact Peter Racine
 Vice President of Social Responsibility and Impact T-Neisha Tate
 Director of Community Partnerships Chris Sutton
 Director, Jaguars Foundation and Community Impact Adriel Rocha
 Community Impact and Programs Manager Michael Carnahan
 Community Nonprofit and Events Manager Kristina Heath
 Program and Communications Coordinator Milena Ruiz

TECHNOLOGY

Vice President and Chief Information Officer Mike Webb
 Database and Applications Development Director Shannon Gray
 Production and Network Systems Manager Jason Dean
 Lead Technical Support Manager Chris Yeiter
 IT/AV Support Technician Brad Scull
 Network and Systems Administrator Josh Clark
 Technical Support Analyst Christopher Allen
 Information Security Administrator Andre Murphy
 Technical Support Analyst Neira Mulahasanovic

PEOPLE DEVELOPMENT AND ADMINISTRATION

Vice President of People and Culture Jessica Jones
 Director of Culture and Inclusion Victoria Croy
 Talent Coordinator Kandace Morrell
 Receptionist Rachele Justice

LEGAL

Executive Vice President and Chief Legal Officer Megha Parekh
 General Counsel Justin Sievert
 Legal Assistant Autumn Richards

FINANCE AND BUSINESS PLANNING

Senior Vice President of Business Planning and CFO Mark Sirota
 Director of Corporate Accounting Melisa Keenan
 Director of Payroll and Benefit Plans Cary Johns
 Manager, Financial Planning and Analysis Amit Patel
 Manager of Accounting Jake Hayden
 Accounting Coordinator Kristen Hudak
 Financial Analyst Madison Banta

REAL ESTATE AND DEVELOPMENT

Senior Vice President of Real Estate and Development Drew Frick
 Director, Real Estate and Development William Tutwiler
 Senior Communications Manager, Real Estate and Development Caron Streibich
 Financial Analyst, Real Estate and Development David Paulk
 Project Manager, Real Estate and Development Lori Windisch

INTERNATIONAL DEVELOPMENT

Vice President of UK Operations Maria Gigante
 Senior Marketing Executive Milo Mackean
 UK Grassroots Coordinator Andrew Scott

FACILITIES

Vice President of Facility Operations Ryan Prep
 Director of Private Event Sales Kristen Inman
 Director of Live Events Jackie Scibelli
 Project Manager, Facilities Geoff DeLuca
 Manager of Office Logistics Kevin Lanahan
 Facilities Maintenance Technician Tim Boyle
 Senior Sales Coordinator, Private Events Natalie Henderson
 Live Booking and Booking Coordinator Emily Nees
 Live Event Coordinator Nate Hoepker

EVENTS AND ENTERTAINMENT

Director of Events & Entertainment Jenn Toy
 Senior Manager of Events and Entertainment Devin McDuffie
 Manager of Events and Experiences Cassidy Carlson
 Events and Entertainment Coordinator Alyssa Fair
 Events and Entertainment Coordinator Amani Burton



STAFF DIRECTORY

CORPORATE PARTNERSHIPS

Senior Vice President of Corporate Partnerships Scott Massey
Vice President of Corporate Partnerships Mike DeMartino
Vice President, Partnership Development Matthew Rickoff
Director, Corporate Partnerships Justin Baldinger
Director, Corporate Partnerships Carly Hellstrom
Senior Account Executive, Corporate Partnerships Jake Milano


PARTNER RELATIONS

Vice President of Partnership Activations Anne Boccuzzi
Director, Partnerships Activiations Lauren Baker
Director, Partnership Activations Megan Belongia
Account Manager, Partnership Activations Trevor Bittenbender
Account Manager, Partnership Activations Kirsten Williams
Account Manager, Partnership Activations Aaron Malave
Account Coordinator, Partnerships Activations Katherine Waske

FAN EXPERIENCE

Director of Fan Experience Sarah Mathis
Senior Manager of Guest Experience Kelsey Holmgaard
Manager of Guest Experience Lindsey Zybrick
Guest Experience Coordinator Daniel Koch
Guest Experience Coordinator Billy Cobb III





Pay with pride wherever you go

Open a Yield Pledge® Checking account or a Yield Pledge Money Market account and score great yields and your very own Jaguars Visa® Debit card, available only at TIAA Bank.

Claim your card at TIAABank.com/jagscard



Official Bank of the
Jacksonville Jaguars

TIAA Bank® is a division of TIAA, FSB.
©2022 TIAA, FSB. 22SPS0367.01



PRO FOOTBALL HALL OF FAME


TONY BOSELLI: PRO FOOTBALL HALL OF FAME

On Feb. 10, 2022, former Jaguars All-Pro left tackle Tony Boselli, the franchise's first-ever draft selection in 1995, cemented his place in NFL history as the Jaguars' first ever member of the Pro Football Hall of Fame. Boselli will officially be enshrined in the Pro Football Hall of Fame and receive his gold jacket in Canton with the rest of the 2022 Pro Football Hall of Fame class in August as the Jaguars take on the Raiders in the Pro Football Hall of Fame Game.



"Tony's well-deserved selection for enshrinement in the Pro Football Hall of Fame is long overdue and one of the greatest moments in the history of our franchise," Jaguars Owner Shad Khan said. "Tony embraced being a Jaguar from the moment he was drafted and from there fought for Jacksonville as one of the greatest offensive linemen to ever play the game.


"Tony has also represented the Jaguars with class since the day he arrived. Beyond his exceptional on-field performance, since retirement he has been an integral member of the Jaguars family while calling Jacksonville home for more than 25 years. No one understands, defends, supports or loves the Jaguars and Duval like Tony Boselli. I think I speak for everyone when I say congratulations, Tony. Gold looks good on you."



Boselli was the second overall pick in the 1995 NFL Draft and the first-ever draft selection by the Jaguars. A five-time Pro Bowl selection (1996-2000) and three-time All-Pro (1997-99), he started 90 of 91 career games as well as six playoff games from 1995-2001. Boselli led the way for Jaguars all-time leading rusher RB Fred Taylor to post nearly 3,500 yards and 32 TDs in the four seasons during which he blocked for Taylor. In addition to clearing the way for Taylor, he protected Jaguars all-time leading passer QB Mark Brunell.

Boselli serves as a game day radio analyst and frequent contributor to Jaguars.com while also serving as the lead analyst for Thursday Night Football on Westwood One.

"You don't get here by yourself," Boselli said. "There's a bunch of people in my life that helped me get to this point. Part of it's the guys I played with in Jacksonville, the coaches I've had. To be able to represent that organization – since I got drafted there as the first pick in 1995 and now going into the Hall of Fame – is something I'm proud of," Boselli said. "I take it seriously, representing the organization, and it's something I love."



1ST DOWNTOWN JACKSONVILLE

1ST DOWNTOWN JACKSONVILLE

As the Jacksonville Jaguars kick off their 28th season playing in downtown Jacksonville, the team is hard at work establishing a vision for what the next quarter century will look like in and around the sports complex. On June 3, 2021, the Jaguars, together with their affiliated real estate development entity of Iguana Investments, announced development plans for Downtown Jacksonville including The Jacksonville Shipyards, a multi-faceted project that will feature a Four Seasons Hotel and Residences, a Class A office building and improvements to the city-owned marina and public spaces. The team also unveiled a vision for a football performance center, which will be the first step in creating the "Stadium of the Future" for Jaguars fans.



"My goal is for Downtown Jacksonville to be the envy of cities here in the U.S. and elsewhere, and I see no reason why we can't achieve that goal," said Jaguars team Owner Shad Khan. "I am confident we have the local leadership, spirit and commitment to revitalize Downtown Jacksonville in a manner that will make the world take notice while also serving the needs of the community and the people who make Jacksonville their home."

To learn more about the status of each of these projects, visit www.1stdowntownjax.com. 1st DownTown Jacksonville is an all-encompassing initiative that captures the Jaguars' commitment to Downtown development, establishes a destination for up-to-date information about the Jaguars' plans and offers everyone the opportunity to personally get involved in the effort.

THE SHIPYARDS

For over a century, the Jacksonville Shipyards located across the street from TIAA Bank Field bustled with activity as an economic port of call. Today, the Shipyards stand empty, but Shad Khan's vision looks to deliver a Downtown experience that blends urban design with entertainment. A modernized marina, a landmark five-star hotel and residences and a six-story office building will create hundreds of new jobs and generate vital tourism revenue.

On October 12, 2021, the Jacksonville City Council approved legislation for the Shipyards, which includes private investment of more than \$300 million dollars. On June 10, 2022, Iguana Investments closed on the final property purchase via the Downtown Investment Authority. The Jaguars and Iguana Investments expect to break ground in the second half of 2022 with an anticipated completion at the end of 2025.

MILLER ELECTRIC CENTER

On August 24, 2021, the Jacksonville City Council approved legislation for an all-new Sports Performance Center, and the Jaguars broke ground on the new facility in January 2022. A 50/50 public-private partnership between the Jaguars and the City of Jacksonville, the \$120 million facility is a state of the art 125,000 square-foot space that will house all of the team's football staff and football operations including locker rooms, training and medical facilities, office space and a draft room. It will include two full-size grass practice fields as well as one indoor field along with shaded public viewing stands, concession areas and a team store. On June 13, 2022, the team announced a multi-year naming rights partnership with Miller Electric Company, an electrical contractor headquartered in Jacksonville. The Miller Electric Center is scheduled to open next summer ahead of the 2023 season.



JAGUARS UK

On Aug. 21, 2012, the Jaguars made history by becoming the first NFL team to commit to playing four home games at Wembley Stadium. Jaguars Owner Shad Khan, along with NFL Commissioner Roger Goodell, announced that the Jaguars would play one game each season in the United Kingdom from 2013-16. That deal was later extended through 2020 and, after a one-year hiatus due to COVID-19, the commitment continues as the team prepares to take on the Denver Broncos on Oct. 30, 2022.

In 2022, the Jaguars were also granted marketing rights to the U.K. as part of the NFL's International Home Marketing Area initiative, which gives the team official access to marketing, fan engagement and commercialization as part of the NFL's strategy to grow the game of football globally.

"Since we first made the commitment in 2012 to play an annual home game in London, the Jaguars have experienced first-hand the overwhelming enthusiasm for American football in the United Kingdom," said Khan. "Beyond the packed stadiums, more than 85,000 school children are playing JagTag, our simplified version of American football. That's real evidence of growth in the U.K., and it will be only strengthened by the IHMA program that will focus on further developing the fan base we helped to forge by playing games and having a year-round presence in London.

JAG TAG

In 2015, the Jaguars launched JagTag, a simplified version of touch American football, tailored to a U.K. audience, to help encourage more people to play and understand the game. The game is suitable for children of all abilities as they are taught basic techniques of throwing, catching, evading and defending.

Thanks to the first-ever Sport England Grant for an American sports program, further geographical expansion throughout the U.K. has made the game even more accessible to kids across the country. JagTag is now played by over 87,000 children across London, Manchester, Newcastle, Bristol, Glasgow and more.

Thousands of children have progressed on to their local BAFA (British American Football Association) teams through the JagTag program, with some players advancing as far as accepting scholarships to play in universities across the USA and UK.

WEMBLEY CALLING

Iconic Wembley Stadium has served as the primary backdrop to the Jaguars decade-long presence in the London, serving as host to seven of the team's eight games overseas.

"London has served as the Jaguars' home away from home since 2013," said Khan. "Wembley is a significant part of our identity and brand in London and throughout the U.K. and our fans are looking forward to returning."

The Jaguars, who played at Tottenham Hotspur Stadium last season, will return to Wembley Stadium for the first time since 2019, having played there for seven straight seasons (2013-19). They'll face off against newly acquired Broncos QB Russell Wilson, a Super Bowl champion and nine-time Pro Bowler. Wilson's only previous appearance in London was in 2018. The game marks the Broncos second time playing in London in franchise history.



TIAA BANK FIELD

TIAA BANK FIELD

Since their inaugural season in 1995, the Jacksonville Jaguars have played their home games in downtown Jacksonville, Fla., at what is now known as TIAA Bank Field. In its life span, the stadium has been in an almost-perpetual state of evolution through innovation, brought on by the vision and leadership of the team's owner Shad Khan. Since January of 2012, Khan and the City of Jacksonville together have spent more than \$170 million improving the fan experience at TIAA Bank Field and constructing Daily's Place. It now boasts some of the most unique stadium assets in the country.

THE BANK

In June 2018, the Jaguars home stadium became known as TIAA Bank Field when EverBank became part of TIAA's retail financial services business. The Jaguars and TIAA Bank began a relationship in 2010, which was extended in 2012 to run through 2025. Fans in Duval County have affectionately nicknamed the stadium "The 'Bank", and on key defensive possessions, the video boards will encourage the crowd to "Lock Down The Bank!"



LARGER THAN LIFE

TIAA Bank Field is the proud home of two of the world's largest in-stadium video boards, which made their debuts in 2014. Each 362 feet wide and 60 feet high, the two massive end zone displays are wider than the length of a football field and turned on their sides would be taller than the Statue of Liberty. The video boards feature 13mm HD pixel spacing and are capable of showing any combination of live action, instant replays, vivid graphics, colorful animations, up-to-the-minute statistics, scoring information and sponsor advertisements. The wide-angle viewing capability provides fans with a clear view of the displays from any seat in the stadium.



PRACTICE MAKES PERFECT

The Jaguars currently both practice and play at TIAA Bank Field. During the 2022 season, the team will utilize the main game field as well as the Dream Finders Homes Flex Field at Daily's Place while the Miller Electric Center is under construction next door to TIAA Bank Field. The team will utilize practice fields at the Episcopal School of Jacksonville during training camp.

On the south side of the stadium, just steps away from the Jaguars locker room, is the 94,000-square foot Dream Finders Homes Flex Field at Daily's Place. The facility opened in July 2017 and has become an integral part of the Jaguars' ongoing training regimen, especially during the hot summer months that often bring an afternoon thunderstorm. The flex field features a regulation size football field with over 20 feet of auxiliary space around the artificial playing surface. At its highest point along the 50-yard-line, the roof rises nearly 80 feet. Flanked on the north and south side by massive airplane hangar doors, the facility can be used independently or opened up to the amphitheater. When the doors are closed to the flex field, the space is fully climate-controlled.



JUST KEEP SWIMMING

Perhaps no feature at TIAA Bank Field is more well-known than the two Axalta Spas located on the top deck in the north end zone. Constructed in 2014, the two swim spas are still one-of-a-kind around the NFL and allow locals and visitors alike to cool off in the hot Florida sun. Guests can lounge in shaded cabanas in between dips in the pool and enjoy full concierge service. They can also join the party in the center of the north deck at TIAA Bank Field. It's one of the biggest party scenes on game day as it's open to any ticketed guest in the stadium, regardless of seat location.



JAGUARS IN THE COMMUNITY

JAGUARS IN THE COMMUNITY

The Jaguars Foundation and Community Impact Department are committed to uplifting the Northeast Florida community by providing economic and equal opportunity through programs that strengthen neighborhoods and develop youth to be the next generation of leaders and change-makers. The Jaguars and the Khan Family have always been strong supporters of our Jacksonville community and have donated \$22 million since 2012 through the Jacksonville Jaguars Foundation in support of many worthy causes, including \$1 million in 2020 to the local COVID-19 response. Moving forward, the Community Impact team is targeting three key strategic areas of focus:

NEIGHBORHOOD REVITALIZATION

The Jaguars seek to strengthen neighborhoods and improve the quality of life for residents by taking a community-oriented approach to economic and demographic shifts. The team is particularly focused on the Outeast neighborhood, a culturally-rich and historically important neighborhood less than a mile from the team's home at TIAA Bank Field. Neighborhood revitalization is being addressed in multiple ways:

- **Organizational and Community Support** - In May 2021, Jaguars Owner Shad Khan, through the Jaguars Foundation, personally committed \$1 million to LIFT JAX and their work with the Historic Eastside Community Development Corporation (HECDC) to ensure operational support continues to positively impact the neighborhood.
- **Food Insecurity** - The Jaguars want to provide year-round access to healthy foods and nutrition education and establish a permanent neighborhood market at the original location of Deb's Store, a longtime resource in the community that has fallen on hard times.
- **Community Fields and Green Spaces** - The Jaguars want to re-imagine outdoor spaces to encourage healthy lifestyles and increase community wellness for all ages. The team is currently working on a project at Flossie Brunson Park Outeast and for years has worked along the NFL Foundation and LISC to refurbish community fields around Northeast Florida. The 16th such field will be Westconnett Park.
- **Local Culture and Business** - The team will continue to celebrate the rich history and culture of the Historic Eastside neighborhood through support of local businesses and events such as the quarterly Melanin Market and other place-making activities.
- **Workforce Development** - In January 2022, the Jaguars Foundation announced a \$100,000 commitment to Construction Ready, a four-week, free boot camp designed to provide individuals an entry point into a life long career in construction. Two classes have already graduated with four more scheduled this year.
- **Digital Divide** - Over the next three years, the team will seek to close the gap for lower income communities challenged with fewer job opportunities and lower student performance rates due to accessibility.



NFL LEAGUE-WIDE INITIATIVES

The Jaguars Community Impact team continues to build lasting connections within special NFL communities. Below are some of the most recent activities undertaken by the team:

- **Salute to Service** - The Jaguars Foundation has now provided more than \$425,000 in annual military nonprofit organization grants, in addition to the \$1.2 million contribution to help fund the Veterans Resource and Reintegration Center at City Hall since 2013.
- **Crucial Catch** - The Jaguars continue to raise awareness for cancer annually at the team's Crucial Catch game every October.
- **Hispanic Heritage Month** - Last September, the Jaguars commissioned an original mural at DuPont Middle School honoring Hispanic Heritage while also celebrating more than \$20,000 in scholarships to high school seniors and college students.
- **Inspire Change** - In December 2021, the Jaguars funded the launch of Lights On!, a program designed to create positive experiences during traffic stops by providing drivers with a voucher for free repairs on broken lights or turn signals.
- **My Cause My Cleats** - In December, nearly 50 Jaguars players and coaches wore custom-designed footwear showcasing causes important to them ranging from special education to cancer awareness and youth mentorship.
- **LEGENDS** - The Jaguars alumni program seeks to connect our LEGENDS back to the game of football through fan engagement, community programming and appearances.



JAGUARS IN THE COMMUNITY

YOUTH DEVELOPMENT

Developing the next generation of leaders and change-makers is a priority for the Jaguars Community Impact department. Whether by giving out scholarships to future athletic trainers, hosting financial literacy education for elementary students or providing shadow opportunities for high school students, the Jaguars are looking to give youth the opportunity to grow into their best selves.

Jaguars PREP, the team's umbrella for all youth football programming, is committed to growing the game of football throughout Northeast Florida while removing any barriers to accessibility, encouraging health and safety and leveraging NFL resources. Some of the key annual Jaguars PREP events include:

- **QB Skills Challenge** - In February 2022, the Jaguars hosted the second annual QB Skills Challenge and welcomed more than 150 middle and high school quarterbacks, including multiple nationally ranked college prospects and 18 women, to compete in a series of drills and a Top Gun competition on the game field in front of friends and family.
- **Girls Flag** - In March 2022, Jaguars PREP welcomed 24 girls high school flag teams for the annual Preseason Classic, a round robin tournament kicking off the high school season for teams from Duval, St. Johns, Nassau, Clay and Palatka counties.
- **Fantasy Camp** - Every year, the Jaguars host 30 Special Olympians at TIAA Bank Field for a special tour of the stadium and a training camp alongside the Jaguars rookie class. Participants sign a one-day contract and receive a custom jersey inside their very own locker.
- **NFL Flag** - In addition to distributing more than 50 NFL Flag kits to area groups, the Jaguars sponsor a variety of NFL Flag teams in competitions around the country.



FOUNDATION
COMMUNITY IMPACT


BY THE NUMBERS



\$3.67 MILLION 
IN TOTAL DONATIONS

 **\$2.26 MIL**
AWARDED IN GRANTS TO CHILDREN,
FAMILIES AND COMMUNITY.

800 CARE 
PACKAGES DISTRIBUTED TO
TROOPS LOCALLY
AND OVERSEAS

 **50K**
STUDENTS, TEACHERS, ATHLETES,
COACHES AND PARENTS IMPACTED BY
JAGUARS PREP

\$505K 
AWARDED IN GRANTS TO LOCAL
MILITARY ORGANIZATIONS.

\$610K 
AWARDED IN GRANTS TO YOUTH
AND HIGH SCHOOL FOOTBALL

50 FLAG KITS
DONATED TO LOCAL SCHOOLS TO HELP
SUPPORT CONTINUED GROWTH OF FOOTBALL

700 TURKEYS
AND FOOD BAGS DONATED AT THANKSGIVING

73,702 LBS
OF FOOD AND MEALS DISTRIBUTED
TO FAMILIES ALONGSIDE FEEDING
NORTHEAST FLORIDA



DAILY'S PLACE

DAILY'S PLACE

Capitalizing on the ever-expanding intersection of sports and entertainment, Jaguars Owner Shad Khan partnered with the City of Jacksonville to open Daily's Place in May 2017. Representing a portion of a \$90 million shared investment in TIAA Bank Field, the state-of-the-art facility includes a 5,500-seat amphitheater and the Dream Finders Homes Flex Field, the team's indoor practice facility.


Daily's Place, the first-ever amphitheater connected to an NFL stadium, has hosted more than half a million music fans at 125 shows to date, including performances by some of the biggest names in music like Kenny Chesney, Sting, Bob Seger, Post Malone, Sting, Zac Brown Band, Jonas Brothers, Pitbull, Blink-182 and Mary J. Blige. Daily's Place has also welcomed an additional 250,000 guests for non-musical events in the amphitheater and flex field, such as fan-facing activations surrounding the annual Florida-Georgia game, TaxSlayer Gator Bowl and Jaguars games.

In 2020, as the music industry responded to the effects of COVID-19, Daily's Place became the permanent home to All Elite Wrestling and its weekly slate of nationally broadcast television programming and multiple pay-per-view specials. AEW is a professional wrestling league founded in 2019 by CEO, GM and Head of Creative Tony Khan, the son of Jaguars Owners Shad Khan.

In 2021, Daily's Place hosted the first full-capacity concert in the country with the sold-out Machine Gun Kelly show, ushering in the return of a full schedule of live music.

During the 2022 Jaguars Season, Daily's Place is set to host big names such as Keith Urban, Goo Goo Dolls, Dierks Bentley and One Republic.

Inspired by Radio City Music Hall, the unique, three-tiered, vertical design of the amphitheater at Daily's Place offers unparalleled sight lines from every seat in the venue. The last seat in the house is just 150 feet from the stage, giving every attendee an up-close-and-personal experience with every artist. Its connection to TIAA Bank Field gives attendees access to existing concessions and premium entertainment spaces on every level. The iconic Daily's Place roof that lights up the Jacksonville skyline ensures every seat is protected from the elements.



EXECUTIVES



SHAD KHAN

OWNER

SEASONS WITH JAGUARS: 11

Shad Khan, described in a Forbes magazine cover story in 2012 as the “New Face of the American Dream,” and recently by the same magazine as one of the world’s greatest living business minds, saw his goal of owning an NFL team become reality on Dec. 14, 2011, in a unanimous 32-0 vote by NFL owners in support of his purchase of the franchise.

After closing on the purchase of the Jaguars on Jan. 4, 2012, Khan has been an active owner on NFL matters, a fan-friendly owner for the Jaguars and a tireless supporter for the continued advancement of the Jacksonville community, particularly its downtown.

Khan’s passion for the National Football League also took root long before his entry into the league. His dream of one day owning an NFL team began while watching games with his fraternity brothers at the Beta Theta Pi house as a student at the University of Illinois. Through the success of his own business, Flex-N-Gate, his dream came true 40 years later.

A longtime leader and visionary in the automotive parts industry, Khan was familiar with Jacksonville long before purchasing the team. Jacksonville’s port at one time was the United States’ largest for automobile shipments, and Khan’s fledgling Flex-N-Gate business brought him to Jacksonville’s Blount Island terminal to install his patented bumpers on the import vehicles, all part of his company’s formative steps toward becoming a global power in the hyper-competitive automotive parts industry.

Flex-N-Gate is currently ranked by Automotive News as the sixth largest original equipment supplier in North America, the 38th largest supplier in Europe and the 31st largest supplier in the world. Flex-N-Gate employs nearly 26,000 people at 74 manufacturing facilities and five advanced product development centers throughout the United States, Canada, China, Mexico, Argentina, Brazil, Germany, France and Spain. Flex-N-Gate’s major product lines include complete bumper assemblies, mechanical assemblies, exterior plastic trim, stamped body-in-white and chassis assemblies, forward and signal lighting and plastic tailgate assemblies and complex welded structural assemblies for the light vehicle market.

In March 2017, Flex-N-Gate Group further expanded its European presence by acquiring seven former Plastic Omnium businesses in Europe – four in France, one in Spain and two in Germany – thereby boosting the company’s ability to serve European OEM customers with capabilities and technologies that will enhance Flex-N-Gate’s existing international OEM relationships.

Today, Flex-N-Gate has a global footprint reaching from Canada to Argentina and from the United States into Europe and Asia. The company’s clients include all of the major automotive manufacturers in North America, Japan and Europe. In 2007, Khan received the Minority Business Leadership Award from the National Minority Supplier Development Council and has continued to earn honors throughout the world for his example as a successful minority business owner, which extends to the NFL as in 2011 he became the first team owner of minority ethnicity in league history.

Khan chairs two important NFL committees – the Legalized Sports Betting Committee, to which he was appointed chairman in 2018 as well as the influential Business Ventures Committee, which he has led since 2016. Khan also sits on the NFL Network Committee, the Finance Committee and the Health and Safety Committee, and his vision for international growth, both for his Jaguars and the NFL, has been celebrated throughout sports and business circles as being the only team owner who made a long-term commitment to annually play in the important London and UK market. His initial four-year agreement to play one home game in each season from 2013 to 2016 was extended through the 2020 season, with a recent renewal from 2022 to 2024. All future London games are scheduled for Wembley Stadium, the national stadium of England.

In 2013, Khan complemented his sports club portfolio with his purchase of Fulham Football Club, established in 1879 as the oldest professional club in London. Fulham’s famed home ground, Craven Cottage, will soon see the completion of a spectacular renovation with the introduction of Fulham Pier – a one-of-a-kind mixed use destination that will also serve as the club’s new spectator stand on the banks of the River Thames. Fulham won the Sky Bet Championship title in 2022, earning promotion to the English Premier League.

In September 2016, Khan purchased full ownership of Four Seasons Hotel Toronto, regarded universally as one of the premier destinations in the luxury hotel segment anywhere in the world. The property, located in the fashionable Yorkville neighborhood, continues to be managed by Four Seasons Hotels and Resorts and deepens Khan’s roots in Canada, where Flex-N-Gate operates 11 plants in Ontario.

In 2019, Khan and his son Tony launched All Elite Wrestling (AEW), the professional wrestling league giving fans a fresh, new wrestling experience for the first time in decades with its world-class talent and storytelling. The flagship show on TNT, “AEW Dynamite,” is frequently the No. 1 show on cable on Wednesday night and attracts the youngest wrestling audience on television. AEW’s success led to an extended, multi-year agreement with WarnerMedia highlighted by a move of “AEW Dynamite” to TBS in January 2022 while introducing a new series, “AEW Rampage,” on Friday nights.

In Jacksonville, Khan’s belief in the potential of downtown helped lead to the Jaguars’ future sports performance center currently under construction adjacent to TIAA Bank Field. The Miller Electric Center, the result of a public-private partnership between Khan and the city, will open next year as a 125,000 square-foot facility that will house all of the team’s football staff and football operations including locker rooms, training and medical facilities, office space and a draft room. The complex will include two full-size grass practice fields as well as one indoor field along with shaded public viewing stands, concession areas and a team store.

The Miller Electric Center is the initial stage of the 1st DownTown Jacksonville effort to spur development of the nearby Jacksonville Shipyards and create a path toward the Stadium of the Future. Iguana Investments, Khan’s affiliate real estate and development entity, is working with the city on plans for the Shipyards that include a restored Met Park, a modernized marina, a landmark five-star hotel and residences, a six-story office building and a world-class orthopedic center that will create hundreds of new jobs, generate vital tourism revenue and spark additional opportunities for emerging local businesses.

Khan and his wife, Ann, are philanthropic leaders both in Jacksonville as well as in Illinois, where they met as students while attending the University of Illinois. Since 2012, the Khans have focused their charitable giving in the Jacksonville community through the Jaguars Foundation. Through the Foundation, they provided more than \$25.8 million in grants since 2012, including \$3.8 million in 2021 and thus far in 2022. These grants support youth development, neighborhood revitalization, military and veterans programs, and other NFL and team-related initiatives.

Significant grant support has been provided for key initiatives. The Khan family’s strong commitment to our military and veterans includes a \$1.6 million partnership with the City of Jacksonville’s Veterans Resource and Reintegration Center at City Hall, now in its eighth year of



EXECUTIVES

operation. A major contribution was made to the Baptist Health Foundation resulting in a \$2.3 million endowment to help bring the nationally renowned MD Anderson Cancer Center to the Baptist Health downtown campus in Jacksonville. Khan and the Jaguars Foundation also responded to the devastation wrought in northeast Florida by Hurricane Irma in 2017 with a gift of \$1 million to the United Way of Northeast Florida's First Coast Relief Fund and donated 5,000 tickets to the Jaguars' home opener to first responders and local residents impacted by the hurricane. In 2020, Khan donated \$1 million to Jacksonville-area efforts dedicated to COVID-19 relief and response. And, most recently, the Khan family made a personal commitment of \$5 million to the Jacksonville Museum of Science and History (MOSH) for their capital campaign to build a new state-of-the-art interactive museum on the north bank of downtown Jacksonville; and the Jaguars Foundation made a \$1 million contribution on behalf of the Khan family to LIFT JAX in support of the major community revitalization efforts of the Out East neighborhood, neighboring TIAA Bank Field.

On Dec. 16, 2018, Khan, an immigrant himself who became a naturalized US citizen, joined 65 North Florida residents originally from 38 different countries as they took their final step in saying the "Oath of Allegiance" in front of 65,000 fans to officially become Naturalized U.S. Citizens at halftime of the Jaguars' home game against Washington. It marked the first-ever U.S. citizenship ceremony held during an NFL game; a tradition Khan has continued during a Jaguars home game every season since.

Khan shares his passion for the American dream with his family, and he and his wife Ann have passed on their commitment to work and service to their two grown children, Tony and Shanna.



TONY KHAN

CHIEF FOOTBALL STRATEGY OFFICER

SEASONS WITH JAGUARS: 11

Tony Khan, a thought-leader in the world of sports analytics and insights, enters his 11th season with the Jaguars and his second in the capacity of chief football strategy officer.

Under Khan's guidance, the Jaguars created a Football Technology and Analytics group in 2012. In addition to being a valued asset to the coaching and scouting departments, the analytics team also explores new technology and its applications within all areas of the Jaguars organization, including player development, injury prevention, game analysis and player evaluation.

Khan, who with his father Shad Khan is an owner of Fulham Football Club, was named Fulham's vice chairman and director of football operations in February 2017.

Over the past five years at Fulham, Khan has played an integral role in the identification, recruitment and signing of the players while continuing to oversee the club's statistical research department, which he created in 2015 to analyze football player performance and develop proprietary football performance. Fulham won the Sky Bet Championship title last season, the first regular-season crown for Fulham in more than 20 years. As a result of its first-place finish, Fulham earned promotion and enters the 2022-2023 once again as one of 20 clubs in the English Premier League.

Khan shook the world of sports and entertainment in January 2019 with the launch of All Elite Wrestling (AEW), the new professional wrestling league taking the world by storm. As CEO, GM and Head of Creative, Khan has led the company to defy expectations with its meteoric rise, world-class roster, pop culture infiltration and highly entertaining product that draws the youngest-skewing wrestling audience on television. Under Khan's leadership, AEW produces successful pay-per-view events each quarter and broadcasts two television shows each week, "AEW: Dynamite" and "AEW: Rampage," which are available in 130 countries worldwide.

Khan also is the owner and chairman of TruMedia Networks, a Boston-based engineering firm specializing in sports analytics solutions for leagues, franchises and media partners across the sports industry. Khan acquired TruMedia Networks in 2015, and under his ownership, the company has expanded its sports analytics engineering services, with clients including ESPN, the NFL, Zebra and over 60% of all Major League Baseball clubs.

In 2018, Khan made a strategic investment into Activist, a new entertainment company that will protect and build all aspects of an artist's career while leveraging their authentic voice and related platform in an effort to effect positive change. Activist, steered by industry leaders Bernie Cahill and Gregg Suess, provides comprehensive management services for its clients including music management, talent and brand management, and film and TV development.

Khan graduated from the College of Business at the University of Illinois in 2007 with a Bachelor of Science degree in finance. Khan graduated from the University of Illinois Laboratory High School in 2001, where his graduating class had the highest ACT average of any class at any school in America. He was also an Illinois State Scholar and a National Merit Semifinalist. The award for dedication to the basketball program at the University of Illinois Laboratory High School is known as the Tony Khan Award. Khan currently serves on the advisory board of the University of Illinois Laboratory High School.

Khan grew up in Champaign-Urbana, Ill., where he was born on Oct. 10, 1982.



EXECUTIVES



MARK LAMPING

PRESIDENT

SEASONS WITH JAGUARS: 11

Mark Lamping was named president of the Jacksonville Jaguars on February 13, 2012. Now in his 29th year as an executive in professional sports, Lamping became the Jaguars' first president since the end of the 1996 season.

Lamping's career highlights include 13 years as a marketing executive with Anheuser-Busch, 14 seasons as president of Major League Baseball's St. Louis Cardinals and four years as CEO of New Meadowlands Stadium Company, where he oversaw the construction and operation of MetLife Stadium, home to the New York Giants and New York Jets of the NFL. The Giants' 2012 Super Bowl victory enabled Lamping to become one of the few sports executives to have received both a Super Bowl ring and World Series Championship ring. Lamping earned his World Series ring as president of the St. Louis Cardinals following their 2006 championship season.

As president of the Jaguars, Lamping oversees all team business operations in addition to managing other Shad Khan-driven initiatives such as Bold Events and the Jacksonville Shipyards development, which serves as the centerpiece of the 1st Downtown Jacksonville campaign. In 2013, Lamping was named as a non-executive board member of Fulham Football Club in London, Khan's Premier League club, and he is involved with the ongoing expansion of the Riverside Stand and related Fulham Pier project at the team's stadium, Craven Cottage, all scheduled for completion in 2023.

The Jaguars under Lamping's direction currently are building a new state of the art football performance center which will serve as the new home for all Jaguars football operations. The Miller Electric Center is scheduled to open in July 2023. In addition, they have completed a number of major fan-friendly enhancements to TIAA Bank Field including the installation of the world's largest video boards in 2014, the complete renovations of the Stadium Club sections, the construction of the 5,500-seat Daily's Place amphitheater which opened in 2017, and numerous other amenities that have helped to transform the stadium into a national destination for top sports and entertainment events alike. Lamping also serves on the NFL Stadium Security and Fan Behavior Committee.

Lamping previously served as president and CEO of the New Meadowlands Stadium Company, LLC, beginning in 2008. The New Meadowlands Stadium Company was the joint venture formed between the New York Giants and the New York Jets to develop the \$1.6 billion stadium in East Rutherford, NJ. Lamping was responsible for managing the construction, sales, marketing and operation of MetLife Stadium, which opened in April 2010. In addition to numerous awards, in both 2010 and 2011, Billboard magazine named MetLife Stadium as the highest grossing stadium in North America. Lamping also helped lead the successful bid to host the 2014 Super Bowl, which was the first Super Bowl played in an open-air stadium in a cold weather city.

Lamping was the president of the St. Louis Cardinals for 14 years, from September 1, 1994, until March 31, 2008. In addition to the club's 1996, 2000, 2001, 2002 and 2005 Central Division titles and 2004 National League Championship, the Cardinals earned their 10th World Championship in 2006. In 1999 and again in 2003, the Cardinals were honored by United Sports Fans of America as Major League Baseball's Fan Friendly Team for their superior efforts to make a day at the ballpark more affordable and enjoyable. In addition to managing the club's business and facility operations, Lamping led the Cardinals' new ballpark initiative, and on April 10, 2006, the Cardinals officially dedicated the new ballpark, Busch Stadium. The perfect ending to the inaugural season at new Busch Stadium came in October with the Cardinals winning their 10th World Championship.

From 1989 to 1994 Lamping served as Anheuser-Busch's group director of sports marketing. In that position, he managed all domestic and international sports marketing activities for Anheuser-Busch's beer brands, including sponsorship agreements with the Olympics, FIFA World Cup and all major professional sports, including Major League Baseball, the National Football League, the National Hockey League and the National Basketball Association. Lamping also oversaw Bud Sports Productions, Anheuser-Busch's television and radio sports production company.

Lamping joined Anheuser-Busch in 1981 in the company's Corporate Planning Executive Development Program. He then served in a variety of positions including district sales manager in Southern Illinois and Central Iowa, senior brand manager for new products and director of sales operations before being named group director of sports marketing in 1989.

Lamping currently serves on the boards of directors of the American Cancer Society CEOs Against Cancer, Jacksonville Chapter of the American Heart Association, Jacksonville Civic Council, JAX Chamber, JAXUSA Policy Council, Ronald McDonald House Charities of Jacksonville, Inc., and Special Olympics Florida Advisory Council. In 2015, Lamping was honored as Community Champion by the North Florida Chapter of the Multiple Sclerosis Society and received Community Connections' Florence N. Davis Award for Community Achievement. In addition, in 2017 Lamping was inducted into the First Coast Business Hall of Fame and received the Living and Giving Award from the Juvenile Diabetes Research Foundation. In 2021 Lamping was inducted into the Missouri Sports Hall of Fame in recognition of his career accomplishments as a sport and marketing executive. And in 2022 he received the distinguished American Award from the St. Louis Chapter of the National Football Foundation.

While in St. Louis, Lamping was involved in a variety of charitable organizations, including board of directors, Habitat for Humanity and St. Louis Cardinals Community Fund; chairperson of the Make-A-Wish Foundation Golf Classic in 1997, 1998, and 1999; chairman of the St. Louis Archdiocese Catholic Charities 2000 and 2001 Christmas Appeal and he also served as a chairperson for Pope John Paul's 1999 visit to St. Louis.

In 1998, Lamping was also honored in St. Louis as Man of the Year by the local chapter of Sudden Infant Death Syndrome Resources and received the James O'Flynn Award from St. Patrick's Center in recognition of his work to help the homeless in the St. Louis area. In addition, Lamping was the recipient of the Catholic Youth Council 2000 Community Achievement Award and the 2001 Marianist Youth Medal. Big Brothers and Big Sisters of St. Louis honored Lamping with its 2001 Legacy Award. In 2006 Lamping was presented the Gateway Leadership Award from the International Leadership Network. Lamping has been inducted into the Vianney High School Hall of Fame and was named 2000 Alumnus of the Year for outstanding achievement by Rockhurst University.

A St. Louis native, Lamping holds a Bachelor of Science degree in accounting from Rockhurst University in Kansas City, Missouri, and a master's degree in business administration from Saint Louis University. Mark and his wife Cheryl have three children; Brian, Lauren, and Timothy, and seven grandchildren.





TRENT BAALKE

GENERAL MANAGER

SEASONS WITH JAGUARS: 3

Trent Baalke was hired as the Jaguars general manager on Jan. 21, 2021.

He originally joined the Jaguars in February 2020 as the team's director of player personnel before being named the interim general manager on Nov. 29, 2020.

In his first draft as general manager in Jacksonville, Baalke and the Jaguars selected QB Trevor Lawrence with the first overall selection of the 2021 draft. With the pick, Lawrence became both Baalke and Jacksonville's first-ever number one overall selection. The Clemson product set rookie franchise records in both completions (359) and passing yards (3,641) in his inaugural season with the Jaguars. Lawrence's 359 completions were also second in team history among all passers. Second-round selection CB Tyson Campbell finished his rookie season with 10 passes defensed, good for fifth all-time among rookies in franchise history. Seven of Baalke's nine 2021 draft selections saw playing time during the 2021 season.

Prior to arriving in Jacksonville, Baalke spent 12 seasons with the San Francisco 49ers, rising from the ranks of western region scout (2005-07) to director of player personnel (2008-09) to vice president of player personnel (2010) to general manager (2011-16). He was named Executive of the Year following the 2011 season by the Pro Football Writers of America and Pro Football Weekly after transforming a 6-10 team into a 13-3 team in his first season as general manager with San Francisco.

During Baalke's tenure in the Bay Area, the 49ers appeared in three consecutive NFC Championship games (2011-13) and Super Bowl XLVII, while tallying a 5-3 postseason record. After Baalke began overseeing all player acquisitions in 2010, six acquired players accounted for nine All-Pro selections while eight of those players earned Pro Bowl honors. Overall, the 49ers produced 24 All-Pro selections and 35 Pro Bowl nods from 2010-16.

He spent four years with the Washington Football Team's scouting staff where he served as the college scouting coordinator in his final season. From 2001-03, he served as Washington's national scout. Baalke started his NFL career as a personnel scout with the New York Jets from 1998-2000.

Prior to his NFL career, Baalke worked as a defensive line and strength and conditioning coach at South Dakota State from 1990-95 before working as the athletic director at Shanley High School in Fargo, N.D. in 1996 and 1997. He began his coaching career as a graduate assistant at North Dakota State in 1989 helping the team finish with a 14-0 record and Division II National Championship.

The Rosendale, Wis. native earned a bachelor's degree in health and physical education at Bemidji State (Minn.) where he played outside linebacker and was an All-Northern Sun Conference and All-Midwest Region honoree. He and his wife, Beth, have two daughters, Katy and Cassie.



BUSINESS OPERATIONS LEADERSHIP TEAM



CHAD JOHNSON

CHIEF OPERATING OFFICER


SEASONS WITH JAGUARS: 11

Chad Johnson serves as the Jaguars' Chief Operating Officer and is responsible for a diverse cross-section of club priorities ranging from ticket sales to stadium operations to content creation and beyond. He was promoted to COO in 2022 after a decade of service to the organization.

Johnson originally joined the Jaguars as vice president of sales in May 2012 and was promoted to senior vice president of sales and service in February 2013, overseeing ticketing and guest services. His responsibilities grew in 2017 with the opening of Daily's Place amphitheater adjacent to TIAA Bank Field. Since its opening, Johnson has overseen the booking and execution of more than 125 concerts and welcomed more than half a million music fans to the brand-new venue. In 2018 he was named Chief Content Officer.

In 2021, Johnson's role expanded again to include oversight of the Jaguars full slate of content creators across the marketing, broadcast and events departments. His teams are responsible for all content across Jaguars social and digital channels and the complete game day experience at TIAA Bank Field. Johnson also took on management of the stadium operations, including food, beverage, merchandise and facilities. In 2022, he added international operations to his plate, overseeing the team's continued presence in the UK playing one game annually in London.

Prior to joining the Jaguars, Johnson spent a decade overseeing sales and service for multiple professional sports franchises including the Miami Marlins, the Florida Panthers and the Tampa Bay Lightning. Johnson, who is originally from Chicago, graduated from Augustana College in Rock Island, Ill. He and his wife, Mary Beth, live in Atlantic Beach with daughters Victoria, Samantha and Cate.



MEGHA PAREKH

EXECUTIVE VICE PRESIDENT AND CHIEF LEGAL OFFICER

SEASONS WITH JAGUARS: 9

Megha Parekh was elevated to executive vice president and chief legal officer in May 2021 having already served as chief legal officer since 2016. She manages the legal, technology, office services and people development teams for the Khan family's portfolio of sports, entertainment and development companies. Parekh's group is responsible for all legal matters, employee training, support and development, technological systems, security, and supporting local real estate development opportunities.

Parekh joined the Jaguars in 2013 and has worked on Shad Khan's acquisition of Fulham Football Club, public-private funded improvements to TIAA Bank Field, the 2017 opening of Daily's Place, multiple naming rights partnerships, the launch of All Elite Wrestling and potential real estate developments around the stadium. Parekh also serves on the board of the Jaguars Foundation, the Florida Sports Foundation and the Black News Channel and volunteers with Habitat for Humanity and the Crisis Text Line as a crisis counselor. Parekh joined the law firm Proskauer in 2009 after graduating magna cum laude from Harvard College and Harvard Law School.



MARK SIROTA

SENIOR VICE PRESIDENT OF BUSINESS PLANNING AND CHIEF FINANCIAL OFFICER

SEASONS WITH JAGUARS: 8

Mark Sirota was elevated to Senior Vice President of Business Planning and Chief Financial Office in May 2022 having already served as Chief Financial Officer since 2020 and is entering his eighth season with the Jaguars. Sirota is responsible for providing integrated financial oversight across the portfolio of sports and entertainment properties owned by the Khan family, development and implementation of strategic initiatives, as well as application of business analytics and insights across the organization.

Prior to joining the Jaguars, Sirota worked for the Boston Red Sox where he helped to lead the company's budgeting and forecasting efforts and focused on optimizing ticket and concession revenue. He began his career at Huron Consulting Group. Sirota earned a bachelor's degree in finance and accounting from Boston College and an MBA from Boston University. He and his wife, Janice, have a daughter, Isla, and son, George.



BUSINESS OPERATIONS LEADERSHIP TEAM



SCOTT MASSEY

SENIOR VICE PRESIDENT OF CORPORATE PARTNERSHIPS

SEASONS WITH JAGUARS: 11

Scott Massey, now in his 11th season with the Jaguars, is responsible for leading the organization's sponsorship sales teams in Jacksonville and London. Both sponsorship teams are tasked with securing new corporate partners, as well as ensuring existing partners receive significant value for their investment with the Jaguars and Jaguars annual game in the U.K. In 2018, Massey's role expanded to include oversight over Fulham Football Club's sponsorship team in London. Fulham FC is London's oldest football club and plays in the English Premier League.

Massey is also responsible for the sponsorship sales efforts for Daily's Place, a 6,000-seat amphitheater in Jacksonville which opened in 2017 and is uniquely connected to TIAA Bank Field. Massey's team negotiated the naming rights agreement with Daily's as well as Founding and Headliner Partner sponsorships for the venue.

Prior to the Jaguars, Massey spent nine years at the PGA TOUR as vice president of business development/title sponsor relations. Before moving into the title sponsor capacity, he managed several of the PGA TOUR's largest official marketing partnerships. Prior to joining the PGA TOUR, Massey previously held sales roles with several sports-related companies including International Management Group (IMG), golfweb.com and Quokka Sports.

Massey grew up in Boulder, Colorado and is a graduate of the University of Colorado where he earned his bachelor's degree in finance. He and his wife, Nancy, have two sons, Hanks and Davis.



WHITNEY MEYER

SENIOR VICE PRESIDENT AND CHIEF COMMUNITY IMPACT OFFICER

SEASONS WITH JAGUARS: 2

Whitney Meyer was hired as the Jaguars senior vice president and chief community impact officer in October 2021. In her role, Meyer is responsible for the development and implementation of the Jaguars community impact initiatives, including operations of the Jaguars Foundation, Inspire Change and Social Justice Initiatives and community activities in connection with local development projects.

Prior to joining the Jaguars, Whitney served as the inaugural Chief Diversity Officer at the University of North Florida (UNF) where she advised university leadership on diversity, inclusion and racial equality pertaining to strategies and policies, learning and research, community relations and the recruitment, retention and admission of faculty, staff and students of color. She previously worked at UNF in various departments including the Military and Veterans Resource Center, Student Union Administration, Alumni Affairs and Public Relations.

Meyer is a Jacksonville native and a graduate of both UNF and Paxon High School. She currently serves on the PS27 Foundation Board, JAX Chamber Hightower Fellowship Board and the Generation USA Board. She also is a frequent volunteer for the Friends of Boone Park South. In April 2022, Meyer was selected to the Jacksonville Business Journal's 40 under 40 list.



JOHN DEVER

SENIOR VICE PRESIDENT AND CHIEF COMMUNICATIONS OFFICER

SEASONS WITH JAGUARS: 1

John Dever is entering his first season as the team's senior vice president and chief communications officer. Dever will lead an internal team responsible for the strategy and execution of public relations for the Jaguars and its sister companies, Bold Events and Iguana Investments.

Dever joins the team from PGA of America, where he directed the public relations efforts for various PGA spectator championships – including the Ryder Cup, PGA Championship and KPMG Women's PGA Championship – for seven years. Prior to that, he spent more than 10 years leading the media operation for the Washington Nationals and Montreal Expos.

A graduate of Syracuse University, he also previously worked with the San Diego Padres and the University of Virginia. He and his wife, Karen, have three children: Kelley, Chelsea and Quinn.



BUSINESS OPERATIONS LEADERSHIP TEAM



DREW FRICK

SENIOR VICE PRESIDENT OF REAL ESTATE AND DEVELOPMENT

SEASONS WITH JAGUARS: 1

Drew Frick was hired as the Jaguars senior vice president, real estate and development in May 2022. In Frick's role, he leads the organization's plans to revitalize Downtown Jacksonville, including the Sports Performance Center, Shipyards and future projects. Frick oversees a team leading multiple projects through every phase of development from design to completion, including land acquisition, master planning, permitting, construction and leasing.

Frick most recently served as the president of Gate Lands (the real estate and development subsidiary of Gate Petroleum Company) and as vice president and general counsel for Gate Petroleum Company, a diversified, privately held company based in Jacksonville with several businesses including convenience stores, concrete manufacturing, real estate development, and hospitality.

Prior to his 18 years with Gate, Frick spent four years with Rogers Towers, a law firm headquartered in Jacksonville. Through his work with both companies, he has been involved in many of North Florida's most distinctive office, residential, hospitality, and retail developments, several of which have been recognized with local and national awards for planning, architecture, landscape design, and marketing success.

Frick currently serves on the board of directors for the Seamark Ranch and has been appointed by the Jacksonville City Council to serve on the Joint Planning Committee, an advisory body to the Duval County School Board and Jacksonville City Council in matters relating to the selection and utilization of all sites for schools, libraries, parks, and community centers. He is a graduate of Clemson University and holds a Juris Doctor degree from the University of Georgia School of Law. Frick is also a member of The Florida Bar and has been admitted to practice law in Florida since 2000.

Frick and his wife, Andrea, are Jacksonville natives and have two daughters, Ellie and Katie.



JESSICA JONES

VICE PRESIDENT OF PEOPLE AND CULTURE

SEASONS WITH JAGUARS: 11

Jessica Jones is the vice president of people and culture for the Jacksonville Jaguars, Bold Events, Union Jax and the Jaguars Foundation. Jones, who joined the company in 2012, is responsible for leading the Jaguars overall human resources strategy, talent acquisition, leadership development, diversity and inclusion, organizational design and cultural development, total rewards, learning and development, compensation, HR operations and employee relations.

Jones' leadership has provided Jaguars employees with expanded benefits including paid FMLA and parental leave, a comprehensive wellness program, Jaguars University, a mentor program, job shadowing opportunities, an internal recognition program which includes the team's annual PRIDE awards and the Diversity Engagement Network.

Jones has overseen efforts that have resulted in a new HRIS system for onboarding and performance management which has led to more effective and streamlined company-wide talent acquisition practices that better utilize technology, an analytical and thoughtful process for interviewing, with a view towards attracting candidates with a variety of experiences and from a variety of backgrounds; and more thoughtful, comprehensive talent management and talent development programs which has resulted in greater accountability, stronger collaboration among businesses, improved efficiency, and increased effectiveness in meeting business needs.

Prior to joining the Jaguars, Jones worked in a variety of roles in employment law, contract management and litigation.

Jones also serves on the Board of Directors for the North Florida Juvenile Diabetes Research Foundation, is a member of the Florida CHRO Summit Governing Body and is on the Florida Chamber Board of Governors. Since 2014, Jones has served on the NFL HR's Planning Committee for the NFL HR Summit and in 2019, hosted the NFL HR Summit. In 2017, she was named in the Winner's Circle for Top Corporate Leader Over 35 by HR.com.



COACHING STAFF



DOUG PEDERSON

HEAD COACH

SEASONS WITH JAGUARS: 1

SEASONS WITH NFL: 13

PEDERSON'S COACHING EXPERIENCE

Year	School/Team	Position
2022	Jacksonville Jaguars	Head Coach
2016-20	Philadelphia Eagles	Head Coach
2013-15	Kansas City Chiefs	Offensive Coordinator
2011-12	Philadelphia Eagles	Quarterbacks Coach
2009-10	Philadelphia Eagles	Offensive Quality Control
2005-08	Calvary Baptist Academy	Head Coach

The Jacksonville Jaguars hired two-time Super Bowl champion and former NFL QB Doug Pederson as head coach on Feb. 3, 2022.

Pederson, 54, joins the Jaguars after most recently spending five seasons as the head coach (2016-20) of the Philadelphia Eagles, compiling a 46-39-1 record during the regular season and postseason. During his time in Philadelphia, the Eagles made the postseason in three consecutive seasons (2017-19) and won two NFC East titles (2017 and 2019). In 2017, Pederson led the Eagles to their first-ever Super Bowl Championship in Super Bowl LII with a 41-33 victory against the Patriots. In Pederson's tenure, 11 players earned Pro Bowl nods, including six players named to multiple Pro Bowls: C Jason Kelce (2016, 2019-20), G Brandon Brooks (2017-19), T Lane Johnson (2017-19), TE Zach Ertz (2017-19), DT Fletcher Cox (2016-20) and S Malcolm Jenkins (2017-18).

Pederson was key in the development of QB Carson Wentz, who threw for 16,811 yards and 113 TDs from 2016-20. Wentz established several single-season franchise records during his time in Philadelphia, including in completions (388 in 2019), completion percentage (69.6 pct. in 2018), passing yards (4,039 in 2019) and passing touchdowns (33 in 2017) under Pederson's tutelage.

In 2020, Wentz threw for 2,620 yards and 16 TDs while rookie QB Jalen Hurts threw for 1,061 yards and six TDs. The Eagles posted the NFL's third-most sacks (49) with Pro Bowl DE Brandon Graham leading the team with 8.0 sacks. Philadelphia posted the league's ninth-most rushing yards (126.7) led by RB Miles Sanders who finished his 2020 season with a team-high 867 rushing yards.

In 2019, the Eagles claimed their second NFC East division title in Pederson's tenure. Philadelphia made their third straight playoff appearance, posting four consecutive wins against divisional opponents to close the season. The team had six players earn Pro Bowl nods and finished in the top half of the NFL in both points per game and points allowed per game. Sanders set rookie records in all-purpose yards (1,327) and rushing yards (818) to lead the offense while three-time Pro Bowler Malcolm Jenkins led the defense with 80 tackles. Pederson joined Andy Reid as the only head coaches in Philadelphia's history to earn three postseason berths in their first four seasons.

In 2018, the Eagles offense ranked fifth in completions (422), eighth in passing yards (4,524) and eighth in passing yards per game (282.8) while Pederson's defense ranked seventh in rushing defense (1,551),

tied for eighth in sacks (44), eighth in first downs allowed (308) and ninth in touchdowns allowed (37). They finished the season with a 9-7 record, earned a postseason berth and defeated the Bears in the Wild Card round.

Pederson directed a historic campaign in 2017, as Philadelphia finished the regular season with a franchise-record-tying 13 wins, earned an NFC East title and the No. 1 seed in the NFC and delivered the first Super Bowl championship in Eagles history. Pederson became the eighth head coach in NFL history to win the Super Bowl in his first two seasons with a team and seventh to win the Super Bowl in his first playoff appearance. In 2017, Wentz earned Associated Press Second-Team All-Pro and Pro Bowl honors. From Weeks 1-14 – prior to suffering a season-ending injury – the second-year signal caller led the league in passing TDs (33), had the fourth-highest passer rating (101.9) and threw for the NFL's 10th-most passing yards (3,296).

Following Wentz's injury, Pederson prepared backup quarterback Nick Foles to take over Philadelphia's offense. Foles recorded a 100-plus passer rating in all three playoff contests, recorded the highest completion percentage (72.6 percent) in a single postseason in NFL history and garnered Super Bowl LII MVP honors.

As a first-year head coach in 2016, the Eagles finished with a 7-9 record while Wentz set Eagles rookie records in passing yards (3,782), completions (379) and passing touchdowns (16). The defense ranked tied for fifth in rushing TDs allowed (10), sixth in first downs allowed (300), tied for ninth in interceptions (16), 10th in passes defended (77) and 11th in opposing QB passer rating (85.7).

Prior to arriving in Philadelphia, Pederson served as the offensive coordinator of the Kansas City Chiefs from 2013-15, helping the team post a 31-17 regular season record over three seasons. Pederson helped QB Alex Smith experience the most productive stretch of his career with three consecutive 3,000-yard seasons.

Before joining Kansas City, Pederson coached the quarterbacks in Philadelphia from 2011-12. In his first year in that role, Pederson saw Michael Vick become the second quarterback in NFL history to top the 3,000-yard passing and 500-yard rushing plateaus in consecutive seasons. Vick set career highs in completions (253) and passing yards (3,303), while throwing the third-most touchdowns of his career (18). Pederson began his pro coaching career as offensive quality control coach with the Eagles from 2009-10.

A 12-year NFL veteran, Pederson played quarterback for the Green Bay Packers, Miami Dolphins, Philadelphia Eagles and Cleveland Browns after originally being drafted by the Carolina Panthers in the 1995 expansion draft. He was coached by three of the most successful coaches in NFL history: Don Shula, Mike Holmgren and Andy Reid. Pederson played for Green Bay from 1996-98 and 2001-04 and was part of Packer teams that won Super Bowl XXXI, two NFC Championships (1996 and 1997) and six division titles.

The Bellingham, Wash. native attended Northeast Louisiana (now Louisiana Monroe), where he was a three-year starter at quarterback. He finished his career with 6,445 yards and 33 touchdowns on 571-of-1,032 passing.

Pederson and his wife Jeannie, have three sons, Drew, Josh and Joel.



COACHING STAFF



PRESS TAYLOR

OFFENSIVE COORDINATOR

SEASONS WITH JAGUARS: 1

SEASONS WITH NFL: 10

TAYLOR'S COACHING EXPERIENCE

Year	School/Team	Position
2022	Jacksonville Jaguars	Offensive Coordinator
2021	Indianapolis Colts	Senior Offensive Assistant
2020	Philadelphia Eagles	Passing Game Coordinator/Quarterbacks
2018-19	Philadelphia Eagles	Quarterbacks
2016-17	Philadelphia Eagles	Offensive Quality Control/Assistant Quarterbacks
2013-15	Philadelphia Eagles	Offensive Quality Control
2011-12	Tulsa	Offensive Graduate Assistant/Quarterbacks

- Spent the 2013-20 seasons on Philadelphia's coaching staff, including five seasons with Jaguars Head Coach Doug Pederson from 2016-20
- Helped the Colts become one of six offensive units in the NFL to boast a 1,000-yard rusher (RB Jonathan Taylor; 1,811 yards) and 1,000-yard receiver (WR Michael Pittman Jr.; 1,082 yards)
- Won Super Bowl LII with the Eagles
- Coached QB Carson Wentz, who became one of six quarterbacks in NFL history to throw for 20-plus touchdowns and 10-or-fewer interceptions in three consecutive seasons (2017-19), joining Tom Brady, Drew Brees, Peyton Manning, Aaron Rodgers and Russell Wilson

Press Taylor enters his first season as the offensive coordinator for the Jacksonville Jaguars in 2022. He spent the 2021 season as a senior offensive assistant with the Indianapolis Colts after spending eight seasons (2013-20) in a variety of roles with the Philadelphia Eagles.

In his lone season with the Colts, Taylor helped the Colts become one of six offensive units in the NFL to boast a 1,000-yard rusher (RB Jonathan Taylor; 1,811 yards) and 1,000-yard receiver (WR Michael Pittman Jr.; 1,082 yards). The Colts ranked second in rushing yards per game (149.4) and tied for ninth in points per game (26.5).

QB Carson Wentz completed 322-of-516 passes for 3,563 yards with 27 touchdowns and seven interceptions in his first season with Indianapolis in 2021. His interception percentage (1.4) was the third-lowest in the league. RB Jonathan Taylor led the NFL in scrimmage yards (2,171), rushing yards (1,811), first down runs (107), total touchdowns (20, tied), rushing touchdowns (18) and 100-yard rushing games (10) en route to Associated Press First Team All-Pro honors.

From 2013-20, Taylor served in a variety of roles with Philadelphia and worked with now-Jaguars Head Coach Doug Pederson from 2016-20. He got his start as an offensive quality control coach (2013-15) before being promoted to offensive quality control/assistant quarterbacks coach (2016-17). Taylor was once again elevated after the 2017 season as he became the quarterbacks coach for two seasons (2018-19) before adding passing game

coordinator to his title in 2020.

While in Philadelphia, Taylor coached Wentz who became one of six quarterbacks in NFL history to throw for 20-plus touchdowns and 10-or-fewer interceptions in three consecutive seasons (2017-19), joining Tom Brady, Drew Brees, Peyton Manning, Aaron Rodgers and Russell Wilson. He helped guide Wentz to single-season franchise records in completions (388 in 2019), completion percentage (69.6 percent in 2018), passing yards (4,039 in 2019) and passing touchdowns (33 in 2017).

In 2019, Wentz completed 388-of-607 passes for 4,039 yards and 27 touchdowns with seven interceptions for a 93.1 passer rating. His completions and passing yards were single-season franchise records, and his 27 touchdowns tied for fifth in the NFL. Wentz also had three game-winning drives as the Eagles won the NFC East.

In his first season as quarterbacks coach in 2018, Taylor helped lead Wentz to a franchise single-season record 69.6 completion percentage and a career-high 102.2 passer rating. He also coached QB Nick Foles, who started five games and led the Eagles to three wins to finish the regular season. Foles was named NFC Offensive Player of the Week in Week 16 after he completed 35-of-49 passes for 471 yards and four touchdowns with one interception for a 120.4 passer rating. Foles also tied an NFL record with 25 consecutive completions in a Week 17 win at Washington.

In 2017, Taylor helped Wentz earn Second Team All-Pro honors and his first career Pro Bowl selection after he started 13 games and completed 265-of-440 passes for 3,296 yards and a franchise single-season record 33 touchdowns with only seven interceptions for a 101.9 passer rating. He also coached Foles, who recorded three 100.0-plus passer rating playoff games and led Philadelphia to its first Super Bowl championship while earning Super Bowl LII MVP honors.

In his first season as assistant quarterbacks coach, Taylor helped coach Wentz who set the NFL rookie record for completions (379). Wentz also recorded 3,782 passing yards, which were the fifth-most passing yards by a rookie in team history.

As offensive quality control coach from 2013-15, Philadelphia ranked third in the NFL in total offense (392.8), fourth in rushing offense (131.1), sixth in scoring offense (23.9), sixth in touchdowns (132) and eighth in passing offense (261.5) during that span. In 2014, the Eagles set single-season franchise records in points (474), touchdowns (54), passing yards (4,581) and first downs (356).

Prior to joining Philadelphia, Taylor served as a graduate assistant/quarterbacks coach for two seasons (2011-12) at Tulsa, where he helped the Golden Hurricane win the 2012 Conference USA Championship and Liberty Bowl title after finishing with a 10-3 record. In 2011, he worked with QB G.J. Kinne, who threw for over 3,000 yards and had 28 touchdowns.

Taylor played collegiately at Marshall (2009-2010) and Butler (Kan.) Community College (2007-08). He helped Butler win the Junior College National Championships in 2007 and 2008. While at Butler, he recorded a 17-1 record as a starter and served as the team's captain.

A native of Norman, Okla., Taylor attended Norman High School. He and his wife, Brooklyn, have two daughters, Teale and Carolina Leigh, and one son, Woods. His father, Sherwood, played and coached at Oklahoma, while his brother, Zac, is currently the head coach of the Cincinnati Bengals.



COACHING STAFF



MIKE CALDWELL

DEFENSIVE COORDINATOR

SEASONS WITH JAGUARS: 1

SEASONS WITH NFL: 15

CALDWELL'S COACHING EXPERIENCE

Year	School/Team	Position
2022	Jacksonville Jaguars	Defensive Coordinator
2019-21	Tampa Bay Buccaneers	Inside Linebackers
2015-18	New York Jets	Assistant Head Coach/Inside Linebackers
2013-14	Arizona Cardinals	Linebackers
2011-12	Philadelphia Eagles	Linebackers
2010	Philadelphia Eagles	Assistant Linebackers
2008-09	Philadelphia Eagles	Defensive Quality Control

- Brings 14 years of NFL coaching experience and 11 years of NFL playing experience
- From 2019-21, helped the Buccaneers lead the NFL in rushing defense (82.5 yards per game allowed) and defensive rushing average (3.72 yards per carry), produce the NFL's third-most takeaways (82), post the NFL's third-most sacks (142) and allow the league's ninth-fewest yards per game (334.1)
- Served as the inside linebackers coach with Tampa Bay from 2019-21 and won Super Bowl LV
- Under Caldwell's guidance, LB Lavonte David was named Associated Press Second Team All-Pro in 2020, while LB Devin White was named Associated Press Second Team All-Pro in 2020 and earned Pro Bowl honors in 2021

Mike Caldwell enters his first season as the defensive coordinator for the Jaguars in 2022. Caldwell spent the last three seasons (2019-21) as the Tampa Bay Buccaneers inside linebackers coach. During that span, the Buccaneers led the NFL in rushing defense (82.5 yards per game allowed) and defensive rushing average (3.72 yards per carry), produced the NFL's third-most takeaways (82), posted the NFL's third-most sacks (142) and allowed the league's ninth-fewest yards per game (334.1).

Under Caldwell's guidance, LB Lavonte David was named Associated Press Second Team All-Pro in 2020 while LB Devin White was named Associated Press Second Team All-Pro in 2020 and earned Pro Bowl honors in 2021.

In 2021, the Buccaneers defense allowed the NFL's third-fewest rushing yards (92.5 yards per game) and fifth-fewest points per game (20.8). White finished with a team-high 128 tackles, while David finished second with 97 tackles.

In 2020, the Buccaneers finished with a 11-5 record and won Super Bowl LV. White was twice named NFC Defensive Player of the Week during the regular season, finishing the year ranked third in the NFL in solo tackles (97), tied for third in tackles for loss (15) and fifth in total tackles (140) and added 9.0 sacks. David continued his run as one of the league's most consistently productive linebackers, compiling 117 tackles (12 for loss), six passes defended, three forced fumbles, two fumble recoveries and one interception. The Buccaneers defense led the NFL in rushing yards allowed per game (80.6) and ranked sixth in total yards allowed per game (327.1).

In 2019, Caldwell took over an inside linebacker group led by David and White. David posted his seventh season with 100-or-more tackles and joined Pro Football Hall of Famer Ray Lewis as the only two players with at least 1,000 tackles, 20.0 sacks and 10 interceptions through eight seasons since sacks became an official statistic in 1982. White overcame an early-season injury to lead the 2019 rookie class with 7.0 tackles per game and earn NFL Defensive Rookie of the Month honors in both November and December.

Prior to his time in Tampa Bay, Caldwell spent the 2015-18 seasons working as the assistant head coach/inside linebackers coach with the New York Jets. From 2015-18, the Jets held teams to 4.0 yards per carry, the sixth-lowest figure in the NFL during that span. In Caldwell's first season with the Jets, New York allowed a franchise-low 83.4 rushing yards allowed per game, which ranked second in the NFL. Under Caldwell's guidance, LBs Demario Davis (135 in 2017) and Avery Williamson (120 in 2018) each posted career highs in total tackles.

Before his time with the Jets, Caldwell spent two seasons coaching linebackers for the Arizona Cardinals (2013-14). The Cardinals' 2013 unit led the NFL in run defense (84.4 yards allowed per game) and posted the sixth-best overall defense.

Caldwell began his coaching career with the Philadelphia Eagles, working first as a training camp intern in 2007 before spending two seasons as a defensive quality control coach (2008-09). He then spent the 2010 season as the Eagles assistant linebackers coach before being elevated to linebackers coach, a position he held for two seasons (2011-12).

An 11-year NFL veteran, Caldwell played with the Cleveland Browns (1993-95), Baltimore Ravens (1996), Arizona Cardinals (1997), Philadelphia Eagles (1998-2001), Chicago Bears (2002) and Carolina Panthers (2003). He attended Middle Tennessee State University, where his collegiate career earned him a spot in the Football Hall of Fame at MTSU.

He and his wife, Sue, have two daughters, Sydnei and Saniah, and a son, Simeon. Sydnei plays basketball at the University of Pennsylvania.



COACHING STAFF



HEATH FARWELL

SPECIAL TEAMS COORDINATOR

SEASONS WITH JAGUARS: 1

SEASONS WITH NFL: 7

FARWELL'S COACHING EXPERIENCE

Year	School/Team	Position
2022	Jacksonville Jaguars	Special Teams Coordinator
2019-21	Buffalo Bills	Special Teams Coordinator
2018	Carolina Panthers	Assistant Special Teams
2016-17	Seattle Seahawks	Assistant Special Teams

- Most recently served as the Bills special teams coordinator from 2019-21
- In 2020, helped WR Andre Roberts lead the league in yards per kick return (30.03). Roberts earned Pro Bowl and Second-Team All-Pro recognition
- Brings six years of NFL coaching experience and 10 years as an NFL linebacker, playing for the Minnesota Vikings (2005-10) and Seattle Seahawks (2011-14)
- Served as the Seahawks special teams captain and won Super Bowl XLVIII

Heath Farwell enters his first season with the Jaguars as the team's special teams coordinator. Farwell spent the last three seasons (2019-21) as the Bills special teams coordinator after stops with the Panthers and Seahawks. He brings six years of NFL coaching experience and eight years of NFL playing experience as a linebacker.

In 2021, Farwell coached K Tyler Bass, who made 28-of-32 field goal attempts, including a 57-yard field goal (tied for seventh-longest in the NFL last season). Farwell also worked with P Matt Haack, who finished the season with a 42.9 gross punting average and placed 18

punts inside the 20. WR Isaiah McKenzie ranked sixth in the NFL in kick return average (24.3).

In 2020, Bills P Corey Bojorquez led the NFL in gross punting average (50.8) and ranked fifth in net punting average (44.0). In addition, Bass set multiple team records, including points scored (141) and field goals in a single game (six). Bass also set the NFL record for longest field goal by a rookie in postseason history (54 yards). Farwell helped WR Andre Roberts lead the league in yards per kick return (30.03) and earn Pro Bowl and Second Team All-Pro recognition. The Bills special teams unit held opponents to an average of 17.9 yards per kickoff return, the third-lowest in the league, in 2020.

In his first year as the Buffalo's special teams coordinator in 2019, Roberts ranked fourth in the league with 704 kickoff return yards. Bojorquez tied for third in the NFL with 34 punts inside the 20.

Prior to joining Buffalo, Farwell was the assistant special teams coach with the Panthers in 2018 and helped Carolina hold opponents to 406 kickoff return yards during the regular season, ranking fourth in the league.

In 2017, Farwell worked as a coaching assistant/assistant special teams coach with the Seahawks. Seattle accumulated 1,004 kickoff return yards and one return TD.

Prior to his coaching career, Farwell played linebacker for the Minnesota Vikings (2005-10) before joining the Seattle Seahawks (2011-14). With Seattle, he served as the special teams captain when the Seahawks won Super Bowl XLVIII.

Farwell began his collegiate career at San Jose State in 2000 before transferring to San Diego State (2002-04) and playing in the NFL. Farwell was born in Corona, Calif., and he and his wife, Julie, have two sons, Brock and Beau, and a daughter, Dylan.



COACHING STAFF



RICHARD ANGULO

TIGHT ENDS COACH

SEASONS WITH JAGUARS: 1

SEASONS WITH NFL: 9

ANGULO'S COACHING EXPERIENCE

Year	School/Team	Position
2022	Jacksonville Jaguars	Tight Ends Coach
2017-21	Baltimore Ravens	Assistant Offensive Line Coach
2015-16	Baltimore Ravens	Tight Ends Coach
2014	Baltimore Ravens	Coaching Intern (Offense)
2012-13	Trinity International University	Offensive Line/Strength & Cond.

- From 2014-21, coached with the Ravens in various roles, including tight ends coach and offensive line coach
- In 2020, helped guide an offensive line that blocked for the NFL's top-ranked rushing attack (191.9 yards per game), which averaged a league-high 5.53 yards per carry and produced the third-most rushing yards (3,071) in a 16-game NFL season
- Played as a tight end in the NFL for four teams, including the Jaguars, where he appeared in 20 games (six starts) and caught 16 passes for 144 yards and one TD
- Spent two seasons as the offensive line/strength and conditioning coach at Trinity International

Richard Angulo enters his first season with the Jacksonville Jaguars as the team's tight ends coach in 2022. Angulo spent the last eight seasons in Baltimore serving in various roles, including his most recent position of assistant offensive line coach (2017-21). He brings eight years of NFL coaching experience and six years of NFL playing experience as a tight end.

In 2021, Angulo assisted a Ravens offensive line that ranked third in rushing yards (145.8 yards per game), fourth in rushes of 10-plus yards (67), fifth in total scrimmage yards (6,746) and tied for ninth in rush TDs (18).

In 2020, Angulo helped guide an offensive line that blocked for the NFL's top-ranked rushing attack (191.9 yards per game), which averaged a league-high 5.53 yards per carry and produced the third-most rushing yards (3,071) in a 16-game NFL season and recorded a franchise-record 24 rushing TDs. The Ravens also owned the

seventh-best scoring offense (29.3 points per game) and fourth-best third-down offense (48.8 percent). During the season-ending five-game winning streak to earn a playoff berth, Baltimore's league-best rushing attack gained the most rushing yards (1,337) over a five-game stretch of a single NFL season since the 1950 Giants (1,369).

In 2019, the Ravens led the NFL in points (33.2) and rushing yards per game (206.0) and finished No. 2 in total yards (407.6) en route to a franchise-best 14-2 record and a second-straight AFC North title. With help from the offensive line, the Ravens set a new NFL single-season rushing record (3,296), besting the 1978 Patriots (3,165). Baltimore became the first team to ever average 200 passing and 200 rushing yards per game in a season. The 2019 Ravens also set single-season team records for TDs (64), points (531), net yards (6,521), rushing yards (3,296), first downs (386) and fewest turnovers (15).

In 2018, Angulo helped the Ravens post the NFL's No. 2-ranked rushing attack (152.6 yards per game). In 2017, he helped guide an offensive line that permitted the league's seventh-fewest sacks (27, tied Vikings).

From 2015-16, Angulo served as Baltimore's tight ends coach after being promoted from his original position of offensive coaching intern (2014). In 2016, Angulo guided the Ravens' deep tight ends corps, highlighted by TE Dennis Pitta, who led the NFL in receptions (86) by a tight end and produced the second-most (tied, WR Derrick Mason - 2005) catches in Ravens single-season history. In 2015, Angulo helped lead a young tight ends group that contributed to the league's eighth-best passing attack (266.9 yards pre game) and a franchise record in net passing yards (4,271). During his first season in Baltimore as an offensive coaching intern, he helped provide statistical analysis, self-scouting reports and breakdowns of opposing defenses.

Prior to his time in Baltimore, Angulo spent two seasons as the offensive line/strength and conditioning coach at Trinity International.

Angulo is a six-year NFL veteran at the tight end position and was originally drafted in the seventh round by the St. Louis Rams in the 2003 NFL Draft. He played for four teams, including the Jaguars, where he appeared in 20 games (six starts) and caught a career-high 16 passes for 144 yards and one TD. He attended Western New Mexico University.

A native of Albuquerque, N.M., he and his wife, Michelle, have one daughter, Adriana.



COACHING STAFF



ANDREW BREINER

ASSISTANT QUARTERBACKS COACH

SEASONS WITH JAGUARS: 1

SEASONS WITH NFL: 2

BREINER'S COACHING EXPERIENCE

Year	School/Team	Position
2022	Jacksonville Jaguars	Assistant Quarterbacks Coach
2021	Florida International Univ.	Offensive Coord. & Wide Receivers
2020	Philadelphia Eagles	Pass Game Analyst
2018-19	Mississippi State	Passing Game Coord. & QB Coach
2016-17	Fordham University	Head Coach
2012-15	Fordham University	Offensive Coord./ QB Coach
2009-11	Connecticut	Graduate Assistant
2008	Allegheny	Quarterbacks Coach
2007	Allegheny	Wide Receivers Coach
2006	Lock Haven	Wide Receivers Coach

- Served as the head coach at Fordham University from 2016-17 after initially joining the school as the offensive coordinator and quarterbacks coach from 2012-15
- As Fordham's offensive coordinator and quarterbacks coach from 2012-15, the Rams ranked in the top 10 of the FCS in nearly every category
- In 2015, the Rams led the Patriot League and were ninth nationally in scoring (36.8 ppg)... They led the league and were second in the FCS in passing efficiency (168.30)

Andrew Breiner is in his first season with the Jaguars as the assistant quarterbacks coach. Breiner spent last season as Florida

International University's offensive coordinator and wide receivers coach. Prior to his stint at FIU, Breiner spent the 2020 season on Doug Pederson's staff in Philadelphia as the passing game analyst. In 2020, QB Carson Wentz threw for 2,620 yards and 16 TDs while rookie QB Jalen Hurts threw for 1,061 yards and six TDs. Breiner spent two seasons (2018-19) as the passing game coordinator and quarterbacks coach at Mississippi State, where, in 2018, QB Nick Fitzgerald completed 145-of-281 passes for 16 touchdowns with nine interceptions as a senior. He was responsible for 29 TDs (13 rushing, 16 passing) and led all FBS quarterbacks in 100-yard rushing games with seven.

Before Mississippi State, Breiner spent six seasons (2012-17) at Fordham University. From 2016-17, he was the head coach after serving as the offensive coordinator and quarterbacks coach. During his head coaching tenure, he compiled a 12-10 record. Under Breiner's guidance in 2016, Fordham ranked fourth in the FCS in total offense (498.2 yards per game) and scoring offense (40.1 points per game), while the Rams were 10th nationally and second in the Patriot League in passing efficiency (156.0). As Fordham's offensive coordinator from 2012-15, the Rams ranked in the top 10 of the FCS in nearly every category. In 2015, the Rams led the Patriot League and were ninth nationally in scoring (36.8 points per game) and led the league and were second in the FCS in passing efficiency (168.30).

Breiner spent three seasons (2009-11) with the University of Connecticut as a graduate assistant and was part of a staff that helped lead the Huskies to the 2010 Big East Championship and an appearance in the 2011 Tostitos Fiesta Bowl. Prior to his time with the Huskies, he worked as the wide receivers coach (2007) and quarterbacks coach (2008) at Allegheny College. Breiner began his coaching career at Lock Haven University, his alma mater, in 2006 as a wide receivers coach. He played wide receiver at Lock Haven from 2003-06 and was a four-year letter winner.

A native of Hummelstown, Pa., Breiner and his wife, Kelly, have one daughter, Abigail and a son, Luke.



COACHING STAFF



HENRY BURRIS

OFFENSIVE QUALITY CONTROL COACH

SEASONS WITH JAGUARS: 1

SEASONS WITH NFL: 3

BURRIS' COACHING EXPERIENCE

Year	School/Team	Position
2022	Jacksonville Jaguars	Offensive Quality Control
2021	Chicago Bears	Offensive Quality Control
2020	Chicago Bears	Bill Walsh Diversity Coaching Fellowship

- Played quarterback for 18 seasons in the CFL and appeared in five Grey Cups, winning three
- Amassed 63,639 passing yards and 373 TD passes, both rank third all-time in CFL history
- Voted into the CFL Hall of Fame in 2020, his first year on the ballot

Henry Burris enters his first season with the Jaguars in 2022 as an offensive quality control coach. He previously served in the same role with the Chicago Bears in 2021. During the 2020 season, he served as a Bill Walsh Diversity Coaching Fellow for Chicago. As a member of the Bill Walsh Diversity Fellowship program in 2020, Burris joined the offensive staff as a training camp assistant and later extended his stay into a season-long coaching addition. Burris, a Temple University product, played 18 seasons in the Canadian Football League in addition to two in the NFL with the Packers (2001) and Bears (2002).

A native of Spiro, Okla., Burris' 18 years in the CFL came with the Calgary Stampeders (1997-99, 2005-11), Saskatchewan Roughriders (2000, 2003-04), Hamilton Tiger-Cats (2012-13) and Ottawa Redblacks (2014-16). A 2020 CFL first-ballot Hall of Famer, Burris appeared in five Grey Cups, winning three (1998, 2008, 2016) and was named the MVP twice (2008, 2016). The CFL's outstanding player on two occasions (2010, 2015), Burris amassed 63,639 passing yards and 373 TD passes, both ranking third all-time.

Burris and his wife Nicole, have two sons, Armand and Barron



COACHING STAFF



JIM BOB COOTER

PASSING GAME COORDINATOR

SEASONS WITH JAGUARS: 1

SEASONS WITH NFL: 14

COOTER'S COACHING EXPERIENCE

Year	School/Team	Position
2022	Jacksonville Jaguars	Passing Game Coordinator
2019-20	New York Jets	Running Backs Coach
2016-18	Detroit Lions	Offensive Coordinator
2014-15	Detroit Lions	Quarterbacks Coach
2013	Denver Broncos	Offensive Assistant
2012	Kansas City Chiefs	Offensive Quality Control
2009-11	Indianapolis Colts	Offensive Assistant
2007-08	Tennessee	Graduate Assistant

- Has 12 years of NFL coaching experience, most recently serving as a coaching consultant with the Philadelphia Eagles in 2021
- During his time in Detroit, helped QB Matthew Stafford rank among the top 10 in the NFL in completion percentage (64.9%), passing yards (21,069), touchdowns (128) and passing plays of 25+ yards (151)
- Coached with Indianapolis in Super Bowl XLIV
- Played quarterback at the University of Tennessee from 2003-06

Jim Bob Cooter enters his first season with the Jacksonville Jaguars as the passing game coordinator. Cooter recently spent time with the Philadelphia Eagles as a coaching consultant in 2021 and the Jets as the running backs coach (2019-20) after stops with the Lions, Broncos, Chiefs and Colts. He brings 12 years of NFL coaching experience after playing quarterback at the University of Tennessee from 2003-06.

While in New York, Cooter coached RB Frank Gore, who rushed for 653 yards and two TDs in 2020. In his rookie season, RB La'Mical Perine carried the ball 64 times for 232 yards and one TD.

In his first season with the Jets, Cooter helped free agent signing RB Le'Veon Bell produce 1,250 yards from scrimmage to become one of six Jets rushers with a 1,200-plus scrimmage yards season in the last

20 years. Bell also finished as one of just 10 NFL running backs with 600-plus rushing yards and 400-plus receiving yards in 2019. He also pulled in 66 receptions and was one of just seven running backs with 65-plus catches in 2019.

After initially joining the Lions as a quarterbacks coach in 2014, Cooter was promoted to offensive coordinator in Week 8 of the 2015 season. During his time in Detroit, QB Matthew Stafford ranked among the top 10 in the NFL in completion percentage (64.9 percent), passing yards (21,069), touchdowns (128) and passing plays of 25-plus yards (151). In 2015, the Lions led the NFL in red zone efficiency (69.39), while the offense produced eight fourth-quarter game-winning drives in 2016, with five different players catching at least 50 passes (only the fifth team in league history to do so).

Additionally, Cooter's running backs ranked in the top four in the NFL in both receptions and receiving yards during his time as offensive coordinator. RB Theo Riddick's 211 receptions under Cooter were the second-most in the league during that span. Cooter helped three different backs produce 25-catch seasons, including four by Riddick from 2015-18.

Prior to his time in Detroit, Cooter served as the Broncos offensive assistant in 2013. Denver's offense led the NFL in multiple categories, including total yards per game (465.3), total touchdowns (76) and points per game (37.9). The Broncos also set an NFL single-season record with 606 points scored as the team earned its third-straight AFC West title.

In his lone season with Kansas City in 2012, Cooter was part of a Chiefs offensive staff that oversaw the fifth-ranked rushing offense in the league, producing 149.7 yards per game, as RB Jamaal Charles finished the season with 1,509 yards (fourth most in the league) and earned Pro Bowl recognition.

Cooter entered the NFL coaching ranks with Indianapolis in 2009, serving on the Colts staff in a variety of roles as the team won back-to-back AFC South titles in 2009 and 2010, earning a Super Bowl XLIV appearance.

A former quarterback at the University of Tennessee, Cooter got his coaching start at his alma mater as a graduate assistant from 2007-08.

Cooter was born in Fayetteville, Tenn.



COACHING STAFF



CHRIS JACKSON

WIDE RECEIVERS COACH

SEASONS WITH JAGUARS: 1

SEASONS WITH NFL: 4

JACKSON'S COACHING EXPERIENCE

Year	School/Team	Position
2022	Jacksonville Jaguars	Wide Receivers Coach
2021	Chicago Bears	Assistant Wide Receivers Coach
2020	Chicago Bears	Assistant Wide Receivers Coach/Offensive Quality Control
2019	Chicago Bears	Defensive Assistant
2018	Chicago Bears	Bill Walsh Diversity Coaching Fellowship

- Most recently served as the assistant wide receivers coach with the Chicago Bears from 2020-21.
- Played for five teams as a wide receiver in the NFL and played for five AFL teams from 2003-14.
- Attended Washington State University and caught 54 passes for 1,005 yards and eight TDs as a senior in 1997.

Chris Jackson enters his first season with the Jaguars as the wide receivers coach after spending the previous four seasons in a variety of roles with the Chicago Bears. Jackson was initially hired in 2018 during training camp in conjunction with the NFL's Bill Walsh Diversity Fellowship program.

In 2021, Jackson helped second-year WR Darnell Mooney record his first 1,000-yard season with a team-leading 1,055 receiving yards and four TDs. In 2020, Jackson helped guide Allen Robinson II to lead all Bears receivers for the second straight season with 102 receptions, 1,213 yards and six touchdowns, eclipsing 100 receptions for the first time in his career. It marked the first 100-catch season by a Bears wide receiver since 2013.

Jackson worked with the Bears in 2019 as a defensive assistant under coordinator Chuck Pagano after previously assisting the Bears during training camp in 2018 as part of the NFL's Bill Walsh Diversity Coaching Fellowship program. Prior to his time in Chicago, he served as the wide receivers coach at Liberty High School in Peoria, Ariz.

As a player, Jackson spent time with the Tampa Bay Buccaneers (1998), Seattle Seahawks (1999), Tennessee Titans (2000), Green Bay Packers (2002-03) and Miami Dolphins (2003). Jackson also spent several seasons in the Arena Football League where he was a standout wide receiver and the AFL Rookie of the Year in 2000 with the L.A. Avengers. He helped lead the Philadelphia Soul to an Arena Bowl XXII championship in 2008, recording 140 receptions for 1,692 yards and 49 touchdowns. Jackson totaled 325 receiving touchdowns in his AFL career, a mark that is still second all-time in league history.

Jackson played collegiately at Orange Coast College in 1995 before transferring to Washington State. In both 1996 and 1997, Jackson was a starter for the Cougars. In 1997, he recorded 54 catches for 1,005 yards and 11 touchdowns, helping the Cougars to a Pac-10 co-championship and a trip to the Rose Bowl. After going undrafted in the 1998 NFL Draft, Jackson signed with the Buccaneers.

In 2020, Jackson was inducted into the California Community College Football Coaches Association (CCCFCA) Hall of Fame. He and his wife, Michelle, have three children: Almani, Deyton and Justus.



COACHING STAFF



MIKE MCCOY

QUARTERBACKS COACH

SEASONS WITH JAGUARS: 1

SEASONS WITH NFL: 20

MCCOY'S COACHING EXPERIENCE

Year	School/Team	Position
2022	Jacksonville Jaguars	Quarterbacks Coach
2018	Arizona Cardinals	Offensive Coordinator
2017	Denver Broncos	Offensive Coordinator
2013-16	San Diego Chargers	Head Coach
2010-12	Denver Broncos	Offensive Coordinator
2009	Denver Broncos	Offensive Coord./ Quarterbacks Coach
2007-08	Carolina Panthers	Passing Game Coord./Quarterbacks
2003-06	Carolina Panthers	Quarterbacks
2002	Carolina Panthers	Quarterbacks/Offensive Assistant
2001	Carolina Panthers	Wide Receivers
2000	Carolina Panthers	Offensive Assistant

- Has 19 years of NFL coaching experience, including four seasons as the head coach for the San Diego Chargers (2013-16) and seven playoff appearances
- Helped Peyton Manning (2012) and Philip Rivers (2013) win AP Comeback Player of the Year honors
- In McCoy's four years with the Chargers (2013-16), San Diego's offense ranked ninth in the league in total offense (365.9 yards per game) and had a top 10 passing attack each season.
- In 2011, helped the Broncos lead the NFL with a franchise record 2,632 rushing yards and earned a postseason berth and Wild Card victory

Mike McCoy enters his first season with the Jacksonville Jaguars in 2022 as the team's quarterbacks coach. He most recently served as the offensive coordinator for the Arizona Cardinals in 2018 and the Denver Broncos in 2017. He brings 19 years of NFL coaching experience, including four seasons as the head coach for the San Diego Chargers (2013-16).

While with Arizona, McCoy helped QB Josh Rosen complete 217 passes for 2,278 yards and 11 TDs in his rookie season. WR Larry Fitzgerald recorded a team-high 69 receptions for 734 yards and six TDs. In addition, under McCoy's tutelage, the Cardinals rushing attack posted 1,342 yards and nine TDs led by RB David Johnson who played in all 16 games and rushed for 940 yards and seven TDs.

In 2017, he joined the Broncos in his second stint as an offensive coordinator in Denver and helped RB CJ Anderson finish ninth in the NFL in rushing yards (1,007).

In McCoy's four seasons as head coach of the Chargers (2013-16), San Diego's offense ranked ninth in the league in total offense (365.9 yards per game) and second in third down percentage (44.6 percent). In addition, McCoy's group had a top-10 passing attack each season.

San Diego qualified for the postseason in McCoy's first season (2013) and beat the Bengals in the Wild Card round.

Chargers QB Philip Rivers finished with his three highest single-season completion percentage marks under McCoy while averaging more than 31 TD passes per year. Rivers earned Comeback Player of the Year honors from the Associated Press in 2013 after completing a career-best and NFL-high 69.5 percent of his passes for 4,478 yards with 32 TDs and 11 INTs (105.5 rating).

Prior to his tenure as head coach in San Diego, McCoy served as the Broncos offensive coordinator for four seasons (2009-12). During his final year in Denver in 2012, the Broncos tied Seattle for the NFL's best record at 13-3 in QB Peyton Manning's first season with the team. The Broncos featured the NFL's fourth-ranked offense and fifth-ranked passing attack as Manning earned Comeback Player of the Year honors after passing for a then franchise-record 4,659 yards with 37 TDs.

In 2011, the Broncos led the NFL with a franchise record 2,632 rushing yards and earned a postseason berth and Wild Card victory with Tim Tebow at quarterback, marking the first of back-to-back playoff appearances (2011-12). Tebow finished that season with 660 rushing yards, the most by a quarterback in team history while RB Willis McGahee tied for the NFL lead with seven 100-yard rushing games and earned his second career Pro Bowl selection after rushing for 1,199 yards.

McCoy oversaw the NFL's seventh-ranked passing attack in 2010 as QB Kyle Orton finished fourth in the league averaging 281 passing yards per game. Lloyd led the NFL with 1,448 receiving yards and earned his first Pro Bowl selection while also becoming just the fourth wide receiver in team history to be named All-Pro. In 2009, Marshall tied for third in the NFL with 101 receptions, including an NFL-record 21 catches in one game. RB Knowshon Moreno also earned All-Rookie honors after leading all NFL rookies in rushing yards (947), yards from scrimmage (1,160) and total TDs (nine).

McCoy spent his first nine seasons as a coach in Carolina, working his way up from offensive assistant (2000) to wide receivers coach (2001), quarterbacks coach/offensive assistant (2002), quarterbacks coach (2003-06) and passing game coordinator/quarterbacks coach (2007-08). The Panthers totaled three playoff appearances, two division titles, two NFC Championship Game appearances and advanced to Super Bowl XXXVIII during McCoy's tenure.

He worked closely with QB Jake Delhomme, helping Delhomme to four 3,000-yard passing seasons and his first Pro Bowl selection in 2005. Delhomme averaged the fifth-most yards per pass attempt (7.8) in the NFL during McCoy's two seasons managing Carolina's passing attack while WR Steve Smith Sr. ranked seventh in the league with 2,423 yards in that span. McCoy oversaw the Panthers wide receivers in 2001 and worked with Smith during his rookie campaign.

A college quarterback, McCoy spent his first two years at Long Beach State (1990-91) before spending his last two years at Utah (1993-94). He signed with Denver as an undrafted rookie free agent in 1995 and spent his rookie season on Green Bay's practice squad. He played in NFL Europe with the Amsterdam Admirals (1997) and spent one game on San Francisco's roster as its third quarterback in 1997. McCoy spent training camp with the Philadelphia Eagles (1998) before finishing his playing career with the Calgary Stampeders in the CFL in 1999.

McCoy and his wife, Kellie, have a daughter, Liv, and a son, Luke.



COACHING STAFF



BERNIE PARMALEE

RUNNING BACKS COACH

SEASONS WITH JAGUARS: 2

SEASONS WITH NFL: 14

PARMALEE'S COACHING EXPERIENCE

Year	School/Team	Position
2021-22	Jacksonville Jaguars	Running Backs Coach
2020	Atlanta Falcons	Running Backs Coach/Special Teams Coordinator
2019	Atlanta Falcons	Assistant Special Teams/Offensive Assistant
2018	Atlanta Falcons	Running Backs Coach
2015-17	Oakland Raiders	Running Backs Coach
2014	University of Kansas	Quality Control Offense/Assistant Running Backs
2010-12	Kansas City Chiefs	Tight Ends
2007-09	Notre Dame	Tight Ends
2005-06	Notre Dame	Tight Ends/Special Teams Coordinator
2004	Miami Dolphins	Running Backs/Tight Ends
2003	Miami Dolphins	Assistant Special Teams/Offensive Assistant (RBs)
2002	Miami Dolphins	Assistant Special Teams

- Brings 14 years of NFL coaching experience
- Enters his second season as running backs coach with Jacksonville
- In 2021, helped RB James Robinson rush for a team-high 989 scrimmage yards and eight TDs
- Spent time coaching with the Falcons (2018-20), Raiders (2015-17), Chiefs (2010-12) and Dolphins (2002-04)

Bernie Parmalee enters his second season as running backs coach with the Jaguars in 2022.

In 2021, Parmalee helped RB James Robinson register a team-high 989 scrimmage yards and eight TDs. In Robinson's first two seasons in the NFL, he has posted 2,403 scrimmage yards and 1,837 rushing yards, which both stand as the third most-most in franchise history through a player's first 28 games.

Parmalee coached the running backs for the Atlanta Falcons in 2020, helping RB Todd Gurley rush 195 times for 678 yards and nine TDs in

his first season with the team. RB Brian Hill rushed for a career-high 465 yards with Atlanta, including a career-best 94 rushing yards in the season finale. He added special teams coordinator duties following Week 5. K Younghoe Koo earned Pro Bowl honors in 2020 under Parmalee's guidance.

In 2019, Parmalee started the year as special teams assistant/offensive assistant with the Falcons, and after several coaching changes during the Bye Week, he was moved to running backs coach. The team averaged 3.8 yards per carry in the last eight games of the season and totaled 813 yards and seven TDs. Parmalee also worked with RB Qadree Ollison in his first season in the NFL, who tallied four rushing TDs.

In 2018, Parmalee tutored the running backs in Atlanta, and the team averaged 4.5 yards per carry and totaled 1,573 rushing yards and 11 TDs. Parmalee coached RB Ito Smith in his first season in the NFL, where he tallied four rushing TDs, the most rushing TDs by a Falcons rookie since 2002.

He originally joined the Falcons after spending three years with the Oakland Raiders as the running backs coach (2015-17). During his three seasons with the Raiders, the team averaged 4.2 yards per carry and tallied 4,933 rushing yards with 37 TDs. In 2015, he coached RB Latavius Murray who crossed the 1,000-yard mark for the first time in his career. Murray and FB Marcel Reese both earned Pro Bowl nods in Parmalee's first year at the helm in Oakland. In 2016, the Raiders' rushing attack ranked near the top of the league, finishing sixth in the NFL in rushing yards per game (120.1), and Parmalee's backfield amassed 20 total TDs.

Parmalee served as the tight ends coach for three seasons with the Kansas City Chiefs from 2010-12. In his first season with Kansas City, he developed TE Tony Moeaki, who caught 47 passes, the top mark by a rookie tight end in Chiefs history. Under his direction, Moeaki also finished with 556 receiving yards, trailing only TE Walter White (559) for the best total by a rookie tight end in club annals. In 2012, Moeaki finished second on the team with 453 receiving yards, behind only WR Dwayne Bowe.

Prior to working with the Chiefs, he spent time coaching at Notre Dame (2005-09) and the Miami Dolphins (2002-04). He played nine seasons in the NFL as a running back with the Miami Dolphins (1992-98), including two seasons as a teammate of Jaguars Head Coach Doug Pederson, and the New York Jets (1999-2000). After entering the NFL as an undrafted free agent with Miami, he played in 134 games (26 starts), recording 567 rushes for 2,179 yards and 17 TDs. He attended Ball State, where he finished his collegiate career as the all-time leading rusher in school history, tallying 3,483 rushing yards and 26 TDs.

He attended Lincoln High School in Jersey City, N.J. and earned varsity letters in football and baseball. He and his wife, Angela, have three children, Tré, Nakia Marie and Torian.



COACHING STAFF



PHIL RAUSCHER

OFFENSIVE LINE COACH

SEASONS WITH JAGUARS: 1

SEASONS WITH NFL: 8

RAUSCHER'S COACHING EXPERIENCE

Year	School/Team	Position
2022	Jacksonville Jaguars	Offensive Line
2021	Minnesota Vikings	Offensive Line
2020	Minnesota Vikings	Assistant Offensive Line
2019	Washington Commanders	Offensive Line
2018	Washington Commanders	Assistant Offensive Line
2017	Denver Broncos	Assistant to the Head Coach
2015-16	Denver Broncos	Offensive Assistant
2014	California Lutheran	Offensive Coordinator
2012-13	Hawaii	Recruiting Coordinator/Tight Ends
2011	Utah	Admin. Assistant/Tight Ends
2010	Dixie State	Offensive Coordinator
2008-09	UCLA	Graduate Assistant
2006-07	UCLA	Undergraduate Assistant

- Has eight years of NFL coaching experience with three teams
- Spent last two seasons with the Minnesota Vikings as an offensive line coach
- Won Super Bowl 50 as part of the Denver Broncos coaching staff
- Began his coaching career in 2006 as an undergraduate assistant at his alma mater, UCLA

Phil Rauscher enters his first season with the Jacksonville Jaguars as the team's offensive line coach following two seasons as a member of the Minnesota Vikings coaching staff. Rauscher served as the assistant offensive line coach in 2020 before being promoted to

offensive line coach in 2021.

In 2021, the Vikings offensive line, led by Rauscher, allowed 30 sacks, the fifth-fewest in the NFL. RB Dalvin Cook rushed for 1,159 yards behind the Vikings offensive line and was selected to the Pro Bowl for the third straight season. In addition, OT Brian O'Neill was a Pro Bowl selection, his first Pro Bowl since being drafted in 2018. In 2020, the Vikings offense ranked fourth in the NFL in total offense and fifth in rushing offense. Cook posted a career-high 1,557 yards rushing and 16 TDs, ranking second in the NFL in rushing yardage. The offense scored 55 TDs in 2020, the second-most TDs generated by a Vikings offense in franchise history. Cook earned a Pro Bowl berth and All-Pro accolades during the campaign.

Rauscher spent the 2018-19 seasons with the Washington Commanders. He was promoted from assistant offensive line coach to offensive line coach when Bill Callahan was appointed interim head coach prior Washington's sixth game of the season. In the 11 games Rauscher served as the offensive line coach, the team totaled 1,239 rushing yards and 4.62 yards per carry, eighth-highest in the NFL. The offensive line helped RB Adrian Peterson become the first Washington running back to eclipse 1,000 rushing yards since 2014.

Prior to joining the Commanders, Rauscher spent three seasons in Denver. He served as an assistant to Head Coach Vance Joseph in 2017 and spent the 2015-16 seasons as an offensive assistant and won Super Bowl 50 in 2015.

Prior to his tenure in Denver, Rauscher spent one season as the offensive coordinator and offensive line coach at California Lutheran following two seasons as tight ends coach and recruiting coordinator at Hawaii from 2012-13.

Rauscher spent the 2011 season at the University of Utah, where he was an administrative assistant and tight ends coach. Prior to his time at Utah, he served as offensive coordinator at Dixie State University in 2010. After earning his bachelor's degree in history, Rauscher served as a graduate assistant at his alma mater, UCLA, from 2008-09, assisting with the tight ends. Rauscher began his coaching career at UCLA in 2006 as an undergraduate assistant and earned three letters as an offensive lineman before injuries cut his career short.



COACHING STAFF



TYLER TETTLETON

ASSISTANT RUNNING BACKS COACH

SEASONS WITH JAGUARS: 1

SEASONS WITH NFL: 3

TETTLETON'S COACHING EXPERIENCE

Year	School/Team	Position
2022	Jacksonville Jaguars	Assistant Running Backs Coach
2021	Ohio	Running Backs Coach
2020	LSU	Offensive Analyst
2019	Cleveland Browns	Offensive Quality Control
2018	New York Jets	Pro Personnel Intern
2015-17	Oklahoma	Graduate Assistant

- Brings three years of coaching experience, including one season with the Browns (2019)
- Most recently served as an assistant football coach/passing game coordinator/running backs coach at Ohio University
- Played quarterback at Ohio University and threw for 9,129 yards and 67 touchdowns
- His father, Mickey, was a Major League Baseball player and hit 245 home runs during his 13-year career

Tyler Tettleton enters his first season with the Jaguars as the team's assistant running backs coach. He most recently served as an assistant football coach/passing game coordinator/running backs coach on Ohio University's staff in 2021.

Tettleton spent the 2020 season with LSU as an offensive assistant and in 2019, he worked with the Cleveland Browns as an offensive quality control coach. In 2019, the Browns had three offensive players make the Pro Bowl, including WR Jarvis Landry.

Tettleton served as a scouting assistant with the New York Jets in 2018 following three years (2015-17) as a graduate assistant at Oklahoma. In his three seasons at Oklahoma, the Sooners won the Big 12 conference championship every year and accumulated a 36-4 record. QB Baker Mayfield won the 2017 Heisman Trophy and was the No. 1 overall pick in the 2018 NFL Draft.

As a player, Tettleton was a quarterback at Ohio University. He finished his career completing 732 of 1,174 passes for 9,129 yards, 67 touchdowns and 28 interceptions. He also had 347 carries for 910 yards and 16 rushing touchdowns. In 2011, Tettleton set single-season school records for completions (256), highest passer rating (148.9) and touchdown passes (28) and led the Bobcats to a 10-4 record.

Tettleton is a native of Norman, Okla. His father, Mickey, was a Major League Baseball player and hit 245 home runs during his 13-year career.



COACHING STAFF



TODD WASHINGTON

ASSISTANT OFFENSIVE LINE COACH

SEASONS WITH JAGUARS: 2

SEASONS WITH NFL: 9

WASHINGTON'S COACHING EXPERIENCE

Year	School/Team	Position
2021	Jacksonville Jaguars	Assistant Offensive Line
2019-20	New York Jets	Offensive Assistant
2019	D.C. Defenders	Tight End/Offensive Tackle Assistant
2018-19	Orlando Apollos	Offensive Line
2018	Miami Dolphins	Bill Walsh Diversity Coaching Fellowship
2017	Chicago Bears	Bill Walsh Diversity Coaching Fellowship
2011-16	Baltimore Ravens	Assistant Offensive Line
2010	Hartford Colonials (UFL)	Offensive Line
2009	University of San Diego	Offensive Coordinator
2008	University of San Diego	OL/Run Game Coordinator
2007	University of San Diego	Offensive Line

- Enters second season with the Jaguars as an assistant offensive line coach
- Brings eight years of NFL coaching experience and eight years of NFL playing experience
- Coached with the Jets (2019-20), Dolphins (2018), Bears (2017) and Ravens (2011-16)
- In 2021, the Jaguars offensive line allowed 32 sacks, the ninth-fewest in the NFL

Todd Washington is in his second season with the Jaguars as an assistant offensive line coach after spending two seasons as an offensive assistant with the New York Jets. Washington has eight years of NFL playing experience as well as nine years of NFL coaching experience. He has also spent time in the XFL, AAF and UFL.

In 2021, the Jaguars offensive line allowed 32 sacks, the ninth-fewest in the NFL. The Jaguars also rushed for 1,755 yards and 13 touchdowns.

In 2020, Washington was part of an offensive staff that helped RB Frank Gore record his 16th consecutive season of 500-plus rushing yards, the longest streak in NFL history. In his first season with the Jets, the offense improved in several key categories, including increasing their scoring by over 10 points per game and ranking top 10 in the league in both sacks allowed (ninth) and giveaways (10th).

Prior to joining the Jets, Washington worked in both the XFL as a tight end/offensive tackle assistant for the Washington D.C. franchise prior to the league's launch in 2020. Earlier in 2019, he served as the offensive line coach for the AAF's Orlando Apollos, helping the team to a league-best 7-1 record before operations were suspended. He also worked with the Miami Dolphins (2018) and the Chicago Bears (2019) in training camp through the NFL's Bill Walsh Diversity Coaching Fellowship program.

Washington was the assistant offensive line coach in Baltimore (2011-16) and was part of the Ravens' Super Bowl XLVII-winning team that finished with the sixth-most rushing touchdowns in the league (17). Additionally, over his six seasons, three different Ravens offensive linemen were selected to the Pro Bowl, including G Marshal Yanda who was selected each year under Washington.

Washington spent one season (2010) as the offensive line coach for the Hartford Colonials of the UFL, coaching a team that finished the season leading the league in total offense and rushing offense. He began his coaching career at the University of San Diego, initially as the team's offensive line coach (2007-08) before being promoted to offensive coordinator (2009).

An eight-year NFL veteran, Washington entered the league as a fourth-round selection by Tampa Bay in 1998. He appeared in 97 games as a guard/center for the Buccaneers (1998-2002) and Texans (2003-05) and was a member of Tampa Bay's Super Bowl XXXVII-winning team in his final season with the club. A four-year letterman at Virginia Tech (1994-97), he earned his degree in physical education and health.

Washington and his wife, Shannon Elizabeth, have three children: Cameron, Ava and Zane.



COACHING STAFF



NICK WILLIAMS

OFFENSIVE QUALITY CONTROL COACH

SEASONS WITH JAGUARS: 1

SEASONS WITH NFL: 4

WILLIAMS' COACHING EXPERIENCE

Year	School/Team	Position
2022	Jacksonville Jaguars	Offensive Quality Control
2018-20	Philadelphia Eagles	Coaches Assistant
2017	Humboldt State	WR Coach /RB Coach
2016	Humboldt State	Wide Receivers Coach

- Spent the 2018-20 seasons on Doug Pederson's staff in Philadelphia
- Coached three years at his alma mater, Humboldt State in Arcata, Calif.
- Played collegiately as a wide receiver at Humboldt State from 2011-13

Nick Williams enters his first season with the Jacksonville Jaguars as an offensive quality control coach in 2022. Williams assisted the Philadelphia Eagles coaching staff from 2018-20.

Prior to joining the Eagles, Williams spent three years with the coaching staff at his alma mater, Humboldt State. He began his coaching tenure as a running backs coach in 2015 before adding wide receivers to his job duties during the 2016-17 seasons. The Lumberjacks won the Great Northwest Athletic Conference championship during his first year on staff and advanced to the Division II playoffs for the first time in more than 40 years.

Williams played collegiately as a wide receiver at Humboldt State from 2011-13 and was a member of the 2011 GNAC championship team.

Williams is a native of Rocklin, Calif.



COACHING STAFF



BRENTSON BUCKNER

DEFENSIVE LINE COACH

SEASONS WITH JAGUARS: 1

SEASONS WITH NFL: 10

BUCKNER'S COACHING EXPERIENCE

Year	School/Team	Position
2022	Jacksonville Jaguars	Defensive Line Coach
2020-21	Arizona Cardinals	Defensive Line Coach
2019	Las Vegas Raiders	Defensive Line Coach
2018	Tampa Bay Buccaneers	Defensive Line Coach
2013-17	Arizona Cardinals	Defensive Line Coach
2008-09	Northside Christian Academy	Head Coach
2007	Victory Christian H.S.	Defensive Coordinator

- Eight years of NFL coaching experience and 12 years of NFL playing experience as a defensive lineman
- Coached with the Raiders, Buccaneers, Cardinals and Steelers
- In 2016, helped the Cardinals finish with the NFL's second-ranked defense after allowing 328.6 scrimmage yards per game
- Originally drafted by Pittsburgh in the second round of the 1994 NFL Draft and played in 174 games (127 starts) in his 12-year NFL playing career

Brentson Buckner enters his first season as the Jaguars defensive line coach. Buckner spent the last two seasons in Arizona as the Cardinals defense line coach after previous stops with the Raiders, Buccaneers, Cardinals and Steelers. He brings eight years of NFL coaching experience and 12 years of NFL playing experience as a defensive lineman.

In 2021, Buckner's unit that comprised of defensive linemen Zach Allen, J.J. Watt, Michael Dogbe, Corey Peters and Jordan Phillips allowed the third-fewest rushing TDs (10) in the NFL. The Cardinals defense also finished the season with the 11th-most tackles for loss in the NFL (76).

In 2020, the Cardinals had an NFL-high 18 players who recorded at least 1.0 sack in 2020 and an NFL-leading 12 players who had 2.0-plus sacks. As a team, Arizona finished the season with 48.0 sacks, the fourth-most in the league. In addition, the Cardinals finished the year ranked fourth in tackles for loss and seventh in the league in rushing TDs allowed (13).

Prior to his time in Arizona, Buckner spent one season with the Raiders in 2019, when he helped Oakland increase its sack total to 32 from 13 a year before and finished eighth in the NFL against the run after finishing 30th in 2018. Buckner also tutored rookie defensive linemen Maxx Crosby and Clelin Ferrell with the Raiders. Crosby had 10.0 sacks, four forced fumbles and four passes defended while Ferrell had 4.5 sacks and five passes defended.

Prior to his time with the Raiders, Buckner spent the 2018 season with Tampa Bay as the defensive line coach and helped them improve from 22 sacks in 2017 to 38 sacks in 2018. DE Jason Pierre-Paul had a team-leading 12.5 sacks, DE Carl Nassib had a career-high 6.5 sacks and DT Gerald McCoy had 6.0 sacks.

Buckner's first stint as the Cardinals defensive line coach spanned four seasons (2013-17). In 2017, Arizona's defense finished the season ranked sixth overall in total yards per game (310.9) and sixth in the NFL in rush defense (89.6 yards per game). In 2016, the Cardinals finished with the NFL's second-ranked defense after allowing 328.6 scrimmage yards per game, marking the second straight season the team had a top-five defense in the league. It was also the team's highest defensive ranking in franchise history. Arizona led the NFL with 48 sacks that season, the third-highest total in team history. DL Calais Campbell led the defensive line with 8.0 sacks. Under Buckner's guidance, Campbell was selected to his first two career Pro Bowls in 2014 and 2015. The Cardinals finished the 2015 season with the NFL's fifth-ranked defense. The unit ranked second in the NFL with 33 total takeaways and tied for the most defensive TDs in the NFL (six). Arizona also ranked sixth in rushing defense (91.3 yards allowed per game) and seventh in points allowed per game (19.6).

In 2014, the Cardinals allowed 18.7 points per game, the fifth-lowest average in the league and allowed 20 points-or-fewer in a league-best 13 games. Campbell was named to his first Pro Bowl, while ninth-year DT Frostee Rucker posted a career-high 5.0 sacks.

In his first year as an assistant coach in 2013, the Cardinals defense finished the season ranked as the top rushing defense in the NFL (84.4 yards allowed per game). Arizona also allowed the fewest rushing yards in team history for a 16-game season (1,351) and posted 47 sacks.

Buckner's first coaching stint came at Northside Christian Academy in Charlotte, where he served as the head coach from 2008-09. His first foray into the NFL was as a coaching intern with the Steelers from 2010-12.

Prior to his coaching career, Buckner was drafted by Pittsburgh in the second round of the 1994 NFL Draft. Buckner played in 174 games (127 starts) in his 12-year NFL playing career, including stints in Pittsburgh (1994-96), Cincinnati (1997), San Francisco (1998-2000) and Carolina (2001-05). His career totals included 31.0 sacks, seven fumble recoveries, five forced fumbles and two INTs.

Buckner played collegiately at Clemson (1990-93), where he was a three-year starter. He finished his collegiate career ranked third in school history with 22.0 sacks and fourth in tackles for loss (46). He helped the Tigers to an ACC Championship in 1991 and a nine-win season in 1993, which was capped by a Peach Bowl victory when he had 13 tackles and was named Defensive MVP.

Buckner, who hails from Columbus, Ga., and his wife, Denise, have a son, Brandon, and two daughters, Nia and Nya.



COACHING STAFF



TONY GILBERT

INSIDE LINEBACKERS COACH

SEASONS WITH JAGUARS: 3

SEASONS WITH NFL: 3

GILBERT'S COACHING EXPERIENCE

Year	School/Team	Position
2022	Jacksonville Jaguars	Inside Linebackers Coach
2020-21	Jacksonville Jaguars	Assistant Linebackers Coach
2018-19	Central Florida	Defensive Quality Control Coach
2015-17	North Carolina	Defensive Quality Control/LBs Coach
2014-15	John Milledge Academy	Defensive Coordinator/LBs Coach
2013-14	Georgia Military College	Defensive Line/LBs Coach
2012	Auburn	Graduate Assistant/LBs Coach
2011	Georgia	Assistant Strength & Conditioning Coach

- Brings three years of NFL coaching experience and seven years of NFL playing experience
- In 2021, helped LB Myles Jack (108 tackles) and LB Damien Wilson (104) become one of three linebacker duos in the AFC to each record at least 100 tackles
- Played linebacker at the University of Georgia and was drafted in 2003 by the Cardinals

Former NFL LB Tony Gilbert is in his third season with the Jaguars and first season as inside linebackers coach after being hired by the team as an assistant linebackers coach in 2020.

In 2021, the Jaguars were one of three teams in the AFC to have two linebackers record at least 100 tackles as LB Myles Jack (108 tackles) and LB Damien Wilson (104) posted a combined 212 tackles.

Under Gilbert's guidance in 2020, LB Joe Schobert record 141 tackles, the second-most among AFC players and the fourth-most in the NFL. Jack finished the season with a career-high 118 tackles (72 solo), two fumble recoveries and one forced fumble.

Prior to joining the Jaguars, Gilbert spent two seasons (2018-19) at Central Florida, where he served as the defensive quality control coach. He arrived at Central Florida after serving as a defensive quality control coach specialist and assistant linebacker coach at North Carolina from 2015-17.

Prior to working at North Carolina, Gilbert served as the defensive coordinator and linebackers coach at John Milledge Academy (Milledgeville, Ga.) from June 2014-May 2015. Previously, he served as the assistant defensive backs coach and linebacker coach at Georgia Military College from July 2013-May 2014. Prior to joining the staff at Georgia Military College, he coached the defensive line and linebackers for six months (January - June) at East Mississippi Community College. Prior to that, Gilbert served as a defensive graduate assistant & assistant linebackers coach at Auburn in 2012 after one season (2011) as the assistant strength and conditioning coach at Georgia.

After an impressive playing career at the University of Georgia, where he earned All-SEC Second Team honors as a senior and started every game at middle linebacker, Gilbert was drafted by the Arizona Cardinals in the sixth round of the 2003 NFL Draft and also played for the Jacksonville Jaguars (2003-07) and Atlanta Falcons (2008-09).

A native of Macon, Ga., Gilbert and his wife, Sonia, have six children: Isaiah, Nadja, Jacobi, Kasmir, Amir and Brianna.



COACHING STAFF



CODY GRIMM

SAFETIES COACH

SEASONS WITH JAGUARS: 1

SEASONS WITH NFL: 4

GRIMM'S COACHING EXPERIENCE

Year	School/Team	Position
2022	Jacksonville Jaguars	Safeties Coach
2019-21	Tampa Bay Buccaneers	Defensive Assistant
2014-17	Virginia Tech	Defensive Quality Control

- Coached with the Buccaneers from 2019-21 and assisted in the development of Antoine Winfield Jr., who earned PFWA All-Rookie honors in his first season in Tampa Bay
- Originally drafted by Tampa Bay in the seventh round of the 2010 NFL Draft and played three seasons at safety
- Appeared in 23 games with 12 starts during his NFL career, totaling 62 tackles, three passes defended, two interceptions and one interception that he returned for a TD
- Coached at his alma mater, Virginia Tech, from 2014-17

Cody Grimm enters his first season with the Jaguars as the team's safeties coach. Grimm spent the last three seasons in Tampa Bay as the Buccaneers defensive/special teams assistant after serving as the defensive quality control coach at Virginia Tech. He brings seven years of NFL coaching experience and three years of NFL playing experience as a safety for the Buccaneers.

In 2021, Grimm assisted a Buccaneers defensive unit that ranked third in passes defended (85) in the NFL, fifth in points allowed (353), tied for eighth in INTs (17) and tied for fourth in INTs returned for a TD (two).

In 2020, Grimm assisted in the development of S Antoine Winfield Jr.,

who earned PFWA All-Rookie honors in his first season in Tampa Bay. Winfield was also named the NFL's Defensive Rookie of the Month in September. The University of Minnesota product started all 16 games for the Buccaneers, recording 91 tackles (one for loss), six passes defended, four quarterback hits, 3.0 sacks, two forced fumbles, one fumble recovery and one interception. Winfield joined S Jamal Adams as the only defensive backs with 75-or-more tackles and 3.0-plus sacks in 2020.

In his first season in 2019, Grimm assisted with a secondary unit comprised of predominantly first- and second-year players. Tampa Bay's first- and second-year defensive players accounted for 68 passes defended and eight interceptions, which both led all NFL teams among players with two-or-fewer years of experience.

Prior to his time with the Buccaneers, Grimm spent the 2014-17 seasons at his alma mater, Virginia Tech. In 2017, while serving as the defensive quality control coach, Grimm tutored a defense led by LB Tremaine Edmunds, who earned Third Team AP All-America honors and Third Team All-ACC safety Terrell Edmunds. In 2018, the duo became the first brothers to be selected in the first round of the same NFL draft.

Grimm lettered four years (2006-09) as a linebacker at Virginia Tech, where he joined the team as a walk-on. As a senior, Grimm led the nation with seven forced fumbles and amassed 106 tackles, 12.5 tackles for loss and four sacks, earning First Team All-ACC and Third Team AP All-America honors.

A native of Fairfax, Va., Grimm was drafted in the seventh round of the 2010 NFL Draft by the Buccaneers, where he played three seasons at safety. In his career, Grimm appeared in 23 games with 12 starts, totaling 62 tackles, three passes defended, two interceptions and one interception returned for a touchdown.



COACHING STAFF



PATRICK REILLY

DEFENSIVE QUALITY CONTROL COACH

SEASONS WITH JAGUARS: 2

SEASONS WITH NFL: 2

REILLY'S COACHING EXPERIENCE

Year	School/Team	Position
2021-22	Jacksonville Jaguars	Defensive Quality Control Coach
2018-20	Alabama	Defensive Analyst
2017	UCLA	Defensive Analyst
2016	UCLA	Defensive Quality Control
2013	Syracuse	Offensive Quality Control
2013	SUNY Cortland	Wide Receivers Coach
2011-13	SUNY Cortland	Offensive Quality Control/Video Coord.

- Enters second season on the Jaguars staff as a defensive quality control coach
- Previously spent three seasons (2018-20) on Alabama's coaching staff, winning the 2020 College Football Playoff National Championship
- Attended and coached at SUNY Cortland before spending time at Syracuse and UCLA

Patrick Reilly enters his second season with the Jaguars in 2022 as a defensive quality control coach.

Reilly spent 2018-20 as a defensive analyst at Alabama, where the Crimson Tide made two College Football Playoff appearances and won the 2020 National Championship. Alabama's defense finished in the top 15 nationally in all three seasons when Reilly was in Tuscaloosa.

Reilly was hired by UCLA in 2016 as a defensive quality control coach prior to being promoted to defensive analyst in 2017. He spent three seasons (2013-15) with the Syracuse football program as an offensive graduate assistant, working primarily with the quarterbacks and wide receivers.

His first position with the Orange was as an offensive intern during the fall of 2013. As an intern, he worked with the tight ends and was responsible for the breakdown of opponent and self-scouting film, as well as charting plays. Prior to returning to Syracuse in 2014, Reilly briefly served as the tight ends coach at SUNY Brockport.

As an undergraduate student, the Levittown, N.Y. native began his coaching career at SUNY Cortland. In 2010, Reilly worked as an assistant wide receivers coach and offensive quality control coach from 2011 to 2013. He graduated cum laude from SUNY Cortland in 2013 with a bachelor's degree in sport management and minors in computer applications and economics.



COACHING STAFF



RORY SEGREST

ASSISTANT DEFENSIVE LINE COACH

SEASONS WITH JAGUARS: 1

SEASONS WITH NFL: 8

SEGREST'S COACHING EXPERIENCE

Year	School/Team	Position
2022	Jacksonville Jaguars	Assistant Defensive Line Coach
2018-21	University of Louisiana	Defensive Line
2014-16	University of Arkansas	Defensive Line/Specialists
2011-13	Samford	Defensive Line Coach/Special Teams Coordinator
2009-10	Philadelphia Eagles	Defensive Line Coach
2007-09	Philadelphia Eagles	Special Teams Coordinator
2006-07	Philadelphia Eagles	Special Teams Quality Control/Assistant Defensive Line Coach
2002-05	Samford	Defensive Line Coach/Special Teams Coordinator/Recruiting Coordinator
1999-01	Southeast Missouri State	Recruiting Coordinator
1997-99	Auburn	Graduate Assistant
1994	Alabama	Student Assistant

- Spent the last four seasons with the University of Louisiana as the assistant head coach/defensive line coach
- Prior to his time with the Ragin' Cajuns, Segrest spent three seasons as the defensive line and specialists coach at Arkansas from 2014-16
- Coached with the Philadelphia Eagles from 2006-10, serving in various roles, including defensive line coach from 2009-10

Rory Segrest enters his first season as the Jaguars assistant defensive line coach in 2022. Segrest spent the last four seasons with the University of Louisiana as the assistant head coach/defensive line coach after previous stops with Arkansas, Samford and the Philadelphia Eagles. He brings 27 years of coaching experience to Jacksonville.

In 2020, Louisiana's defensive line ranked fourth in the Sun Belt and 31st nationally in scoring defense (22.0) and 33rd in total defense (355.4). For the second straight season, Segrest helped guide DL Zi'Yon Hill to Second Team All-Sun Belt Conference honors.

During the 2019 season, Segrest coached Chauncey Manac, who

earned All-Conference Honorable Mention honors, while Hill earned a Second Team All-Conference nod. Hill ranked fourth on the team with 53 total tackles, including 2.5 sacks, and two fumble recoveries, while Manac was credited with 31 tackles, including 3.0 sacks. Under Coach Segrest's tutelage, the defensive line helped Louisiana finish the historic 2019 campaign with the top-ranked scoring defense (19.7 points allowed per game) and the second-best total defense (371.8 yards allowed per game) in the Sun Belt Conference.

Prior to his time with the Ragin' Cajuns, Segrest spent three seasons as the defensive line and specialists coach at Arkansas from 2014-16. Segrest helped the Razorbacks rank second in the Southeastern Conference and 12th nationally in rushing defense (116.5 rushing yards allowed per game) in 2015. He also helped develop DE Deatrich Wise, who led the SEC with 8.0 sacks during the 2015 season.

From 2011-13, Segrest served as the defensive line coach/special teams coordinator for Samford in his second stint with the school.

While with the Eagles, Segrest was the special teams quality control/assistant defensive line coach (2006-07), special teams coordinator (2007-09) and defensive line coach (2009-10). In 2006 and 2010, the Eagles won the NFC East and advanced to the NFC Championship game in 2008. Segrest also coached in the 2009 Pro Bowl.

In 2009 and 2010, the Eagles' defensive line units ranked second and fourth, respectively, in the NFL in sacks among defensive linemen. They ranked third (2010) and ninth (2009) in the league in tackles for loss by defensive linemen. In 2010, they ranked second in the NFL in quarterback knockdowns and hurries by defensive linemen. Segrest also coached two-time Pro Bowler DE Trent Cole (2007, 2009) while with the Eagles.

Philadelphia's special teams finished third in the NFL in 2008 in field goals made, and Pro Bowl K David Akers broke franchise records with 33 field goals and 144 points scored. Akers set his career high that year with 17 touchbacks. P Sav Rocca set a franchise record with his single-season net punt average of 37.9. Rocca and Akers were both named NFL Special Teams Player of the Month during the 2008 season.

Segrest's previous coaching stops include Samford from 2002-05 and Southeast Missouri State where he began in 1999 and added recruiting coordinator duties for 2000-01. He was also the defensive graduate assistant at Auburn University from 1997-99 working with the defensive line and special teams units.

His coaching career began under Gene Stallings as a student assistant at Alabama in 1994 after his playing career was cut short by an injury. He was a member of the Crimson Tide's 1992 National Championship Team and was also awarded the team's 1995 Co-Leadership Award. Collegiately, Segrest has been part of 12 bowl games as either a player or coach.

A native of Waycross, Ga., and a graduate of Waycross High School, he earned his bachelor's degree in health-care management in 1996 from Alabama, where he met his wife, Jackie. They have one son, James, who is currently a long snapper for the Ragin' Cajuns.



COACHING STAFF



BILL SHUEY

OUTSIDE LINEBACKERS COACH

SEASONS WITH JAGUARS: 1

SEASONS WITH NFL: 16

SHUEY'S COACHING EXPERIENCE

Year	School/Team	Position
2022	Jacksonville Jaguars	Outside Linebackers Coach
2021	Chicago Bears	Outside Linebackers Coach
2019-20	Chicago Bears	Pass Rush Analyst/Assistant Linebackers Coach
2018	Chicago Bears	Defensive Quality Control
2014-17	Widener University	Assistant Head Coach/Defensive Coordinator
2012-13	West Chester University	Linebackers Coach
2008-10	Philadelphia Eagles	Linebackers Coach
2007	Philadelphia Eagles	Defensive Quality Control
2003-06	Philadelphia Eagles	Offensive Quality Control
2001-02	Philadelphia Eagles	Training Camp Coordinator/Assistant to the Head Coach
2000	Philadelphia Eagles	Training Camp Assistant

- Brings 16 years of coaching experience with three teams
- Spent 11 seasons (2000-10) with the Philadelphia Eagles
- As the Bears outside linebackers coach, helped Robert Quinn earn Second-Team All-Pro honors in 2021
- From 1996-99, played semi-pro football for the Lehigh Valley Panthers and the Pittsburgh Colts

Bill Shuey enters his first season with the Jaguars in 2022 as the team's outside linebackers coach and his 16th season in the NFL. Prior to joining Doug Pederson's staff in Jacksonville, Shuey spent four seasons in a variety of roles with the Chicago Bears and 11 years with the Philadelphia Eagles.

In 2021, Shuey was promoted to outside linebackers coach. Before going on injured reserved, LB Khalil Mack produced 6.0 sacks in seven contests, the second-highest total through the first seven games in a season in Mack's career. Second-year LB Trevis Gipson started nine games and had 7.0 sacks and five forced fumbles after seeing limited playing time in his rookie campaign. LB Robert Quinn set the Bears single-season sack record with 18.5 sacks in just his second year in Chicago. Quinn was also named Second Team All-Pro and selected to his third Pro Bowl. The 11-year veteran had 49 total tackles, including 17 tackles for loss, 18.5 sacks and 22 QB hits, while Chicago's defense finished fourth in the NFL with 49 sacks.

From 2019-20, Shuey was the pass rush analyst and assistant linebackers coach with the Bears. In 2020, LB Roquan Smith had a breakout season earning Second Team All-Pro honors for the first time in his three NFL seasons after registering 139 total tackles (98 solo), including 4.0 sacks and 18 tackles for loss, seven passes defended and six quarterback hits. His 18 tackles for loss led all defensive players in the NFC.

In 2019, Chicago's linebackers played an integral role in the Bears run defense that allowed just 102.0 rushing yards per game, which ranked fourth in the NFC and ninth in the NFL. Shuey's first role with the Bears came as a defensive quality control coach in 2018, where he worked with the defensive line, inside linebackers and special teams.

Prior to his arrival in Chicago, he spent six seasons at Widener University (2014-17) and West Chester University (2012-13). At Widener, Shuey served as assistant head coach, defensive coordinator, co-special teams coordinator, secondary coach and recruiting coordinator. In 2017, Widener led the nation with nine defensive touchdowns and ranked ninth with 3.5 sacks per game. The Pride also finished in the top 30 nationally in scoring defense while three defenders earned All-America honors. In 2016, Widener ranked fourth nationally in rushing defense (67.9 yards per game) and 10th in sacks (3.6 sacks per game).

In 2015, the Widener defense finished the season ranked seventh nationally in total defense, third in sacks and tackles for loss, sixth in passing defense and fourth on third down conversions under Shuey's tutelage. The Widener defense led the program to a No. 10 overall ranking in the national polls and a 12-1 record in 2014. The defense ended the season ranked second nationally against the run as well as third in interceptions and tackles for loss. Widener's defense held opponents to 68.0 rushing yards per game and yielded seven rushing touchdowns all season.

Prior to Widener, Shuey worked for two seasons as the linebackers coach for West Chester University. In 2013, the Golden Rams amassed a school-best 13-2 record that included three NCAA Tournament victories and a trip to the Division II semifinals.

Before arriving at West Chester, Shuey was a member of the Eagles organization for 11 seasons, which included eight on Andy Reid's coaching staff. Shuey and Jaguars Head Coach Doug Pederson coached on the same staff in Philadelphia for two seasons (2009-10). He spent four years as a defensive coach and worked directly under defensive coordinators Jim Johnson and Sean McDermott. Prior to working on the defensive side of the ball, he spent four seasons with the offensive coaching staff with coordinators Brad Childress and Marty Mornhinweg.

Prior to coaching, Shuey played for the Lehigh Valley Panthers of the Colonial Football Alliance and the Pittsburgh Colts of the Grassroots Football League. He received his bachelor's degree in sport management from Slippery Rock in 1995 with a minor in business administration and his master's degree in physical education from West Virginia in 1998.

A native of Bethlehem, Pa., Shuey and his wife, Maura, have one daughter, Ella, and two sons, Jack and Luke.



COACHING STAFF



BOB SUTTON

SENIOR DEFENSIVE ASSISTANT

SEASONS WITH JAGUARS: 2

SEASONS WITH NFL: 22

SUTTON'S COACHING EXPERIENCE

Year	School/Team	Position
2021-22	Jacksonville Jaguars	Senior Defensive Assistant
2019-20	Atlanta Falcons	Senior Defensive Assistant
2013-18	Kansas City Chiefs	Defensive Coordinator
2012	New York Jets	Assistant Head Coach/Linebackers
2009-11	New York Jets	Senior Defensive Assistant/Linebackers
2006-08	New York Jets	Defensive Coordinator
2000-05	New York Jets	Linebackers
1990-99	Army	Head Coach
1983-90	Army	Defensive Coordinator
1982	North Carolina State	Running Backs Coach
1980-81	Western Michigan	Offensive Coordinator
1977-79	Illinois	Defensive Coordinator/Linebackers Coach
1975-76	Western Michigan	Defensive Coordinator/Linebackers Coach
1974	Syracuse	Linebackers Coach
1972-73	Michigan	Graduate Assistant

- Has more than 40 years of coaching experience
- Spent the 2019-20 seasons as a senior defensive assistant with the Atlanta Falcons after serving as the defensive coordinator for the Kansas City Chiefs during the 2013-18 seasons
- In six seasons with the Chiefs, helped 17 defensive players earn

- multiple Pro Bowl nods
- Spent 13 seasons with the New York Jets serving in a variety of roles including linebackers coach, defensive coordinator and assistant head coach

Bob Sutton enters his second season with the Jaguars as the team's senior defensive assistant and has more than 40 years of coaching experience, including 22 seasons at the NFL level.

Sutton spent the 2019-20 as a senior defensive assistant with the Atlanta Falcons after spending six seasons (2013-18) as the defensive coordinator for the Kansas City Chiefs. From 2019-20, the Falcons allowed the league's ninth-fewest rushing yards (107.9) and produced 41 takeaways.

He spent six seasons as Kansas City's defensive coordinator, helping the Chiefs compile a 65-31 record. In Sutton's tenure with the Chiefs, the team produced the second-most takeaways (165) and allowed the league's third-fewest points (20.3). The Chiefs earned 17 Pro Bowl berths on defense under Sutton, including S Eric Berry, DE Tamba Hali and CB Marcus Peters, who all earned multiple Pro Bowl nods.

Prior to joining the Chiefs, Sutton spent 13 seasons with the New York Jets serving in a variety of roles including linebackers coach, defensive coordinator and assistant head coach.

Before his time with the Jets, Sutton was the defensive coordinator at the United States Military Academy from 1983-90 before being named head coach in 1991. The 1996 Army squad won the Commander-In-Chief's Trophy, while Sutton won the Bobby Dodd Coach of the Year Award, making him the first Army coach since Tom Cahill in 1966 to earn the award. One of six finalists for the Bear Bryant Coach of the Year Award, he was named the Metropolitan Football Writers Division I Coach of the Year and the GTE Regional Coach of the Year by the AFCA.

Sutton's first job in the coaching ranks was a graduate assistant under Bo Schembechler at the University of Michigan in 1972 and 1973 prior to serving as a linebackers coach at Syracuse University in 1984.

Sutton graduated from Eastern Michigan. He and his wife, Debbie, have two children, Andrew and Sarah, and three grandchildren, Molly, Marissa and Walker.



COACHING STAFF



DESHEA TOWNSEND

PASSING GAME COORDINATOR/CORNERBACKS COACH

SEASONS WITH JAGUARS: 1

SEASONS WITH NFL: 9

TOWNSEND'S COACHING EXPERIENCE

Year	School/Team	Position
2022	Jacksonville Jaguars	Passing Game Coordinator/ Cornerbacks
2019-21	Chicago Bears	Secondary Coach
2018	New York Giants	Assistant Defensive Backs Coach
2016-17	Tennessee Titans	Defensive Backs Coach
2013-15	Mississippi State	Cornerbacks Coach
2011-12	Arizona Cardinals	Assistant Defensive Backs Coach

- Has nine years of NFL coaching experience with five teams
- Most recently served as the defensive backs coach for the Chicago Bears from 2019-21
- Played 13 seasons as a defensive back in the NFL with two teams (Steelers, Colts) and was two-time Super Bowl champion with the Steelers
- Finished his playing career with 428 tackles, 21 career interceptions, 15.5 sacks, three touchdowns, five forced fumbles and four fumble recoveries

Deshea Townsend enters his first season with the Jaguars as the secondary/cornerbacks coach after spending the previous three seasons (2019-21) as the secondary coach for the Chicago Bears. After a 13-year NFL career as a cornerback with the Pittsburgh Steelers and Indianapolis Colts, Townsend brings 11 years of coaching experience to Jacksonville.

Most recently in 2021, Townsend led a defensive backfield that finished third in the NFL in passing yards per game (191.6 yards per game). Chicago also finished seventh in the league in first downs allowed (18.7 per game).

In 2020, Townsend led a group that limited offenses to 231.6 passing yards per game, which ranked 12th among all NFL teams. His group recorded six interceptions, led by S Tashaun Gipson's two picks.

In 2019, Townsend helped guide a pass defense that limited opposing offenses to 222.1 passing yards per game, the second-best average among NFC teams and ninth among all NFL teams. The Bears secondary also accounted for seven interceptions, while S Eddie Jackson (60 tackles, 2 INTs) and CB Kyle Fuller (82 tackles, 3 INTs) were voted to their second straight Pro Bowl.

Townsend previously spent the 2018 season as an assistant defensive backs coach for the New York Giants, in addition to prior stints with the Tennessee Titans (secondary coach, 2016-17), Mississippi State University (cornerbacks coach, 2013-15) and the Arizona Cardinals (assistant defensive backs coach, 2011-12).

In 2018, he tutored Pro Bowl S Landon Collins, who prior to going on injured reserve after Week 13, led the Giants and was second among all NFL defensive backs in total tackles (96).

In 2017 with Tennessee, Titans S Kevin Byard tied Lions CB Darius Slay with an NFL-best eight interceptions. Byard was also third on the team with 87 tackles (62 solo).

From 2013-15, Townsend was the cornerbacks coach at Mississippi State. In 2014, he helped the Bulldogs defense lead the nation in passes defended (89) and passes broken up (73) while ranking 15th nationally in interceptions (15). In 2013, the Bulldogs ranked fifth in the SEC in passing defense, allowing 205.2 yards through the air.

Townsend earned his first NFL coaching job with the Cardinals as an assistant defensive backs coach in 2011, a position he held for two seasons. He helped Arizona limit opponents to 215.9 net passing yards per game through two seasons, the fifth-best average in the NFC. Under Townsend's guidance, CB Patrick Peterson earned back-to-back Pro Bowl honors in addition to All-Pro recognition as a rookie in 2011.

As a player, Townsend appeared in 191 games with 80 starts for Pittsburgh (1998-2009) and Indianapolis (2010). He tallied 21 career interceptions, 428 tackles, 15.5 sacks, three touchdowns, five forced fumbles and four fumble recoveries. He was a member of the Steelers teams that defeated Seattle in Super Bowl XL and Arizona in Super Bowl XLIII.

A four-year starter and a captain at the University of Alabama, Townsend entered the NFL as a fourth-round draft choice (117th overall) by the Steelers in 1998. Born in Batesville, Miss., Townsend played quarterback for South Panola High School. He led the Tigers to a 5A state championship appearance in 1992 as a senior.



COACHING STAFF



LUKE THOMPSON

ASSISTANT SPECIAL TEAMS COACH

SEASONS WITH JAGUARS: 1

SEASONS WITH NFL: 3

THOMPSON'S COACHING EXPERIENCE

Year	School/Team	Position
2022	Jacksonville Jaguars	Assistant Special Teams
2019-20	Philadelphia Eagles	Assistant Special Teams
2017-18	Lafayette College	Defensive Coord./Linebackers
2014-16	Georgetown	Defensive Coord./Linebackers
2012-13	Army	Special Teams Coord./Linebackers
2006-11	Georgetown	Special Teams Coord./Linebackers
2004-05	Harvard	Outside Linebackers
2002-03	Amherst College	Linebackers
1999-2000	Holy Cross	Assistant Coach/Recruiting Coordinator
1998	Bowdoin College	Offensive Line/ Tight Ends

- Served as the assistant special teams coach for the Philadelphia Eagles from 2019-20
- Helped LS Rick Lovato earned his first Pro Bowl selection in 2019 after helping K Jake Elliott reach a career-high 84.6 field goal percentage and P Cameron Johnston produce top 10 finishes in gross (46.4, ninth) and net (42.3, eighth) punting averages
- Served as the defensive coordinator and linebackers coach at Lafayette College from 2017-18
- Graduate of Assumption College and began his coaching career

in 1998 as the offensive line and tight ends coach at Bowdoin College

Luke Thompson is in his first season as assistant special teams coach for the Jacksonville Jaguars. He most recently served in the same role for the Philadelphia Eagles from 2019-20. Prior to his time with the Eagles, Thompson coached in the collegiate ranks for 20 years.

In 2019, the Eagles had several standouts on special teams, including LS Rick Lovato who earned his first Pro Bowl selection in 2019 and K Jake Elliott who posted a career-high 84.6 field goal percentage. In addition, P Cameron Johnston produced top 10 finishes in gross (46.4, ninth) and net (42.3, eighth) punting averages.

Prior to the Eagles, Thompson served as the defensive coordinator and linebackers coach at Lafayette College from 2017-18. In his first season with Lafayette, Thompson helped the defense average 15.8 points against per game in Patriot League play, down from 37.3 points against per game average surrendered in 2016. Additionally, the Leopards led the Patriot League in takeaways in 2017, after finishing last in the category in 2016.

Thompson had two coaching stints at Georgetown University, originally joining the Hoyas staff as a special teams coordinator/linebackers coach from 2006-11 and then returning from 2014-16 as the program's defensive coordinator/linebackers coach. Between stints at Georgetown, he served as the special teams coordinator and linebackers coach for Army from 2012-13.

A graduate of Assumption College, Thompson began his coaching career in 1998 as the offensive line/tight ends coach at Bowdoin College. He also coached at Holy Cross, Amherst College and Harvard University.

A native of Worcester, Mass., Thompson and his wife, Kristin, have one son, Luke and a daughter, Maddie.



PLAYER HEALTH AND PERFORMANCE



JEFF FERGUSON

VICE PRESIDENT OF PLAYER HEALTH AND PERFORMANCE

SEASONS WITH JAGUARS: 2

Jeff Ferguson was promoted to vice president of player health and performance on March 8, 2022. He spent the 2021 season with the Jaguars as the director of athletic training.

Previously, Ferguson spent 13 seasons (2006-18) with the San Francisco 49ers, one year as the vice president of player health and safety for the XFL (2019-20) and, most recently, served as the CEO of WellStrong, an established medical services management company, from 2020-21.

After initially joining the 49ers organization in 2006 as the team's head athletic trainer, he was promoted to director of football operations and sports medicine in 2011. He was elevated to vice president of football operations in 2013 and, from 2016-18, served as vice president of medical services/athletic trainer. In his most recent role, Ferguson was responsible for overseeing the team's entire medical and nutritional needs, including rehabilitation procedures, injury records, the training room and daily athletic training duties.

While with the XFL, Ferguson oversaw every aspect of player health and safety, including the creation of the league's COVID-19 task force. As the CEO of WellStrong, he oversaw the strategy of all medical management services, including physical therapy, general wellness, injury prevention, community outreach and durable medical equipment.

Before working in the NFL, he served as the manager of athletic team development with BREG, an orthopedic company based in Vista, Calif. From June 2005 until March 2006, Ferguson specialized in sports medicine bracing for BREG.

Prior to his move to the West Coast, Ferguson spent eight years (1997-2005) in several capacities at Kansas State University while continuing to serve as the athletic trainer for the Kansas State football program throughout his time in Manhattan. From 2002-05, he served as the assistant athletic director for sports medicine after beginning his career with the Wildcats as an assistant athletic trainer. He was responsible for the prevention, evaluation, treatment and rehabilitation of all athletic injuries, in addition to supervising medical coverage for 14 collegiate athletic teams. His staff was voted best in the Big 12 for their medical efforts from 2003-04.

From 1995-97, Ferguson was an athletic trainer with an orthopedic surgeon and physical therapy company in Louisburg, N.C. While doing graduate work at the University of Texas at Arlington, he spent two years as a graduate assistant athletic trainer while serving as the head athletic trainer for the track and field teams.

A native of Clemson, S.C., Ferguson earned his bachelor's degree in 1993 at Clemson and his master's degree in 1995 at Texas at Arlington. He got his start in college athletic training as a student athletic trainer at Clemson from 1989-93 and spent the 1992 summer as a preseason athletic trainer for the New England Patriots. He is also a certified member of the National Athletic Trainers (NATA).

Ferguson and his wife, Rebecca, have two daughters, Madelyn and Alexandra, and one son, J.C. In 2019, Ferguson was inducted into the Daniel High School (Central, S.C.) Athletic Hall of Fame.



CEDRIC SCOTT

DIRECTOR OF STRENGTH AND CONDITIONING

SEASONS WITH JAGUARS: 11

Cedric Scott is entering his 11th season with the Jaguars and his first season as director of strength and conditioning after being promoted on March 29, 2022.

Scott worked in 2012 at the University of North Carolina in the strength and conditioning department before joining the Jaguars. He previously served three years (2009-11) at the University of Southern Mississippi on the strength and conditioning staff, serving his last two years as the head strength and conditioning coach for men's basketball. He was a graduate assistant in 2008.

Scott was a standout defensive end for Southern Mississippi, where he received his bachelor's degree in exercise physiology and his master's degree in sports administration. He earned All-America honors as a senior defensive end and was named the Conference USA Defensive Player of the Year in 2000. In 2015, Scott was inducted into the University of Southern Miss Sports Hall of Fame after a stellar four-year career that resulted in three Conference USA Championships (1996, 1997 and 1999) and career totals of 199 tackles, including 47.0 tackles for loss, and 28.0 sacks.

Scott was a fourth-round draft pick for the New York Giants in 2001 and played several years in the NFL. He also spent time with the Scottish Claymores of the World League in 2004 and was part of the Canadian Football League's 2005 Grey Cup Championship team with the Edmonton Eskimos. That same year, the defensive line broke the team record for the most sacks.

A native of Gulfport, Miss., Scott is married to the former Dorian Wallace. The couple has two sons, Cedric Jr. and Cameron.



PLAYER HEALTH AND PERFORMANCE



ADAM POTTS

ASSISTANT STRENGTH AND CONDITIONING COACH

SEASONS WITH JAGUARS: 2

The Jacksonville Jaguars hired Adam Potts as an assistant strength coach on Feb. 3, 2021. Potts came to in 2020 Atlanta after serving as the assistant strength and conditioning coach for the University of Texas football program beginning in 2017. Prior to his work with the Longhorns, Potts spent time as an assistant strength and conditioning coach at the University of California, Berkeley (2016-17), Iowa State University (2014-15) and Lamar University (2013-14).

A U.S.A. Olympic Weightlifting Competitor since 2013, Potts earned a Master of Science in Health Promotion and Wellness Management from Missouri State University in 2013 and is a certified Strength and Conditioning Specialist by the National Strength and Conditioning Association.



BRANDON IRELAND

ASSISTANT STRENGTH AND CONDITIONING COACH

SEASONS WITH JAGUARS: 2

The Jacksonville Jaguars hired Brandon Ireland as an assistant strength and conditioning coach on Feb. 3, 2021.

Prior to joining the Jaguars, Ireland was a strength and conditioning assistant with the Atlanta Falcons from 2017-20. A native of Atlanta, he graduated from University of Rochester. In 2007, he earned a Bachelor of Science degree in exercise & sport from the University of Florida. In 2011, he earned a Master of Science degree in human movement from A.T. Still University.

Ireland is certified by the Collegiate Strength and Conditioning Coaches Association (CSCCA), the National Strength and Conditioning Association (NSCA), the National Academy of Sports Medicine (NASM PES & CES), USA Weightlifting (USAW), National Association of Speed and Explosion (NASE - CSS) and has a Westside Special Strengths Certification.



KEVIN MAXEN

ASSISTANT STRENGTH AND CONDITIONING COACH

SEASONS WITH JAGUARS: 2

Kevin Maxen enters his first season with the Jacksonville Jaguars as an associate strength coach.

Maxen spent the 2020 season with Vanderbilt as an assistant strength coach after spending one year as director of strength and conditioning at JJ Pearce High School in Richardson, Texas, where he was responsible for the design and implementation of athletic development programs for 14 high school teams and two junior high programs.

He also spent time at Baylor, serving as a part-time athletics performance coach with football in 2019. During that period, he incorporated functional range conditioning methods to assist in athletes' recovery and mobility in addition to other activities.

Maxen served as Iowa's intern strength and conditioning coach in 2018. There, he tracked athletes' day-to-day movement using GPS, heart rate and sleep through various applications, monitored body weight, and maintained and supervised the nutrition center.

He interned at Army as a strength and conditioning coach with football and completed an internship with Allegiate in Redondo Beach, Calif. in 2017.

He graduated from Western Connecticut State in 2018 and majored in American studies and minored in health promotion and wellness management. Maxen was a three-year starter and team captain for the varsity football program.



PERSONNEL



ETHAN WAUGH

ASSISTANT GENERAL MANAGER

SEASONS WITH JAGUARS: 1

The Jaguars hired Ethan Waugh as the team's assistant general manager on May 18, 2022.

Waugh most recently served as the vice president of player personnel (2021-22) with the 49ers following three seasons as the director of college scouting and football systems for the team. Previously, Waugh worked alongside General Manager Trent Baalke in San Francisco for 12 seasons (2005-16). During Baalke's tenure as general manager of the 49ers (2011-16), Waugh served as the team's senior personnel assistant (2012-14) and senior player personnel coordinator (2015-17). From 2010 to 2016, 49ers players earned 24 All-Pro selections and 35 Pro Bowl nods.

Waugh began his career in the Bay Area as a personnel assistant (2004-08) before being promoted to the team's Midwest regional scout (2008-11). Prior to his career in the NFL, Waugh spent two seasons at Illinois Wesleyan University, where he served as the offensive coordinator, quarterbacks coach and recruiting coordinator. Waugh earned his first coaching opportunity as an assistant at Western Carolina University from 1997-2001. While with the Catamounts, he coached on both the offensive and defensive sides of the ball and assisted with special teams.

Waugh is originally from Vernon Hills, Ill. He played defensive back for two years at Lake Forest College before transferring to Lawrence University where he switched to the offensive side of the ball and played wide receiver and quarterback. He graduated from Lawrence with a degree in history and added a master's degree in American History from Western Carolina in 1999.

His father, Maury, coached football for more than 50 years while his brothers, Tucker and Adam, work in football as well. Tucker serves as executive director of player personnel at Army West Point while Adam is the defensive coordinator at Southeastern University.

He and his wife, Allison, have four sons: Spencer, Carter, Parker and Connor.



MICHAEL DAVIS

DIRECTOR OF COLLEGE SCOUTING

SEASONS WITH JAGUARS: 2

Michael Davis is in his second season as the team's director of college scouting. He joined the Jaguars after spending four seasons with the Kansas City Chiefs as a personnel executive. While in Kansas City, he oversaw the scouting of top collegiate prospects. Davis joined the Chiefs after three seasons with the Philadelphia Eagles as the Midwest area scout (2013-14) and personnel executive (2015).

Prior to joining the Eagles, he spent 16 seasons with the New York Jets as an area scout (1997-2004) and national scout (2005-07) before being promoted to assistant director of college scouting (2008-12). Davis entered the NFL ranks as part of the NFL's Minority Internship Program during Washington's training camp in 1996.

Davis was a CIAA All-American wide receiver at Virginia State University, where he returned after graduation to coach the wide receivers and return specialists and served as the recruiting coordinator and liaison to professional teams. He was inducted into Virginia State's Athletic Hall of Fame on June 6, 1997. Davis and his wife, Pamela, have two daughters, Kamryn and Mia, and one son, Michael.



PERSONNEL



REGIS ELLER

DIRECTOR OF PRO SCOUTING


SEASONS WITH JAGUARS: 2

Regis Eller enters his second season with the Jaguars as the director of pro scouting after spending 2018-2020 as the assistant director of pro scouting for the Los Angeles Chargers.

He was named a pro scout in 2016 after spending five years as an area scout. Eller originally became an area scout for the Chargers in 2011 after working from 2008-10 as an administrative assistant in the coaching department.

Prior to working for the Chargers, Eller was a defensive coaching assistant for the Minnesota Vikings in 2005. He also coached football at Breck High School in Minneapolis, where he attended and played linebacker. He played collegiately at Northwestern University from 1999-2000. A native of Minneapolis, Eller's father, Carl Eller, played 16 NFL seasons, all but one with the Minnesota Vikings and was inducted into the Pro Football Hall of Fame in 2004.

In 2022, Eller was selected to participate in the NFL's inaugural Coach and Front Office Accelerator Program. The program is designed to provide senior women and minority prospects with leadership development sessions with football operations experts and facilitators, as well as time spent networking directly with club owners.



TRIP MACCRACKEN

DIRECTOR OF ROSTER MANAGEMENT

SEASONS WITH JAGUARS: 2

Trip MacCracken is in his second season with the Jacksonville Jaguars as the team's director of roster management.

MacCracken enters his 22nd season in professional football, last serving in the NFL from 2010-17 as the director of football administration for the Kansas City Chiefs. Most recently he served as the director of player personnel for both the XFL's New York Guardians in 2020 and the Arizona Hotshots (AAF) in 2019. He also worked as a college scout for the Reese's Senior Bowl in the fall of 2017 and spring of 2018.

Prior to his time in Kansas City, he was the director of football administration from 1999-2009 for the Cleveland Browns, where his duties included contract negotiations and salary cap management, in addition to other responsibilities in football operations. Prior to his time in the NFL, MacCracken completed an internship at the NFL Management Council in 1998.

A native of Hudson, Ohio, MacCracken attended Hawken School in Gates Mills, Ohio. He earned a degree from the Duke University School of Law after graduating cum laude from Hamilton College in Clinton, N.Y. He and his wife, Beth, have three children: AJ, Ellie, and Tristan.



DEJUAN POLK

DIRECTOR OF PRO PERSONNEL

SEASONS WITH JAGUARS: 7

DeJuan Polk was hired by the Jaguars as the team's assistant director of pro personnel on March 1, 2016.

Polk is in his seventh season with the Jaguars after spending the previous 10 seasons with the Atlanta Falcons (2006-15), most recently as the pro personnel coordinator in 2015. Prior to serving as pro personnel coordinator, Polk spent three seasons (2012-14) as the director of pro scouting, where he oversaw all aspects of the pro scouting department, including preparation for free agency, advance scouting of upcoming opponents, management of the waiver wire and the evaluation of all players in the NFL and other professional leagues.

During the 2008 season, Polk served as a college scout for the Falcons, covering the Midwest region and conferences such as the Big Ten and Mid-American Conference. Polk began his tenure with the Falcons in 2006 as a pro personnel assistant, coordinating free agent workouts, maintaining the "short-list" and scouting future opponents.

In 2005, Polk served as the defensive tackles coach at South Carolina State following a four-year career (1999-2003) as a defensive tackle at Clemson University. Polk and his wife, Katrina, have one daughter, Yara, and one son, Wynston.



PERSONNEL



RYAN STAMPER

DIRECTOR OF PLAYER ASSESSMENT

SEASONS WITH JAGUARS: 2

Ryan Stamper is in his second season with the Jacksonville Jaguars as the team's director of player assessment. He is involved in a variety of areas, including player evaluation, assessment and culture development.

A Jacksonville native, he attended First Coast High School and spent the past nine seasons of his career overseeing player development at Ohio State, where he was promoted to assistant athletic director for player development in 2018. Stamper built the "Real Life Wednesday" program while also helping players gain internships, job shadowing opportunities and other community service initiatives.

In his nine seasons with the Buckeyes, the team made four College Football Playoff appearances.

As a linebacker, Stamper played at the University of Florida, where he was a two-time captain and two-time member of the SEC Academic Honor Roll. The All-SEC honoree was a member of the 2006 and 2008 national championship teams. He won the team's Forrest K. "Fergie" Ferguson Award as a senior, which goes to the senior who displays outstanding leadership, character and courage.

After graduating with a degree in criminology, Stamper worked for the Titusville (Fla.) Police Department before moving to Columbus. He has a 10-year old daughter, Ryiah.



TIM WALSH

DIRECTOR OF FOOTBALL ADMINISTRATION

SEASONS WITH JAGUARS: 25

Tim Walsh was named the Jaguars director of football administration in 2007. He is in his 25th year with the Jaguars organization and works closely with General Manager Trent Baalke and Head Coach Doug Pederson.

Walsh's responsibilities include managing the Jaguars salary cap, developing the Jaguars strategic planning, crafting contract proposals and parameters, negotiating player contracts and budgeting and coordinating the Jaguars compliance with the NFL's Collective Bargaining Agreement and NFL Player Personnel rules.

Walsh started his NFL career in 1996 with the NFL Management Council, for which he monitored the league-wide salary cap and analyzed NFL player contracts. Walsh graduated summa cum laude in accountancy from the University of Notre Dame and earned his master's degree in sport management from the University of Richmond. He is a member of the Leadership Jacksonville Class of 2012.



MARCUS POLLARD

DIRECTOR OF PLAYER ENGAGEMENT AND YOUTH FOOTBALL

SEASONS WITH JAGUARS: 9

Marcus Pollard is in his ninth season as director of player engagement and youth football for the Jaguars after being named to the post on March 24, 2013. In his current role, Pollard coordinates all team life skills programming as well as the Jaguars rookie club and NFL Rookie Success Program. In addition, he works closely with players on continuing education, career internships, professional development, employee assistance and financial education.

Pollard played 14 seasons (1995-2008) in the NFL as a tight end and spent time with Indianapolis, Detroit, Seattle, New England and Atlanta. He earned a roster spot in 1995 with the Colts after a tryout during training camp. He went on to play in 192 games with 131 starts and recorded 349 receptions for 4,280 yards and 40 touchdowns. A native of Lanett, Ala., Pollard played basketball at Bradley University for two years after transferring from Seward County Community College in Liberal, Kan. He did not play collegiate football. Following his retirement, Pollard served as an assistant coach at Lanett High School in Alabama from 2008-12.

He and his wife, Amani, were cast members of the reality television show *The Amazing Race* in 2011. The couple has two sons, Myles Ashton and Micah Jayden, and two daughters, Aja Amani and Ayris Mae.



PERSONNEL



DREW HUGHES

PLAYER PERSONNEL COORDINATOR

SEASONS WITH JAGUARS: 2

Drew Hughes is in his second season with the Jacksonville Jaguars as the team's player personnel coordinator. He brings more than a decade of experience leading personnel departments in the southeast.

He most recently served as the director of player personnel with the University of South Carolina in 2020. Previously he managed the recruiting efforts at the University of Tennessee and was the director of player personnel at Florida from 2014-17. Hughes held similar roles at North Carolina State in 2013 and Central Florida in 2012. He also served as a recruiting specialist at Alabama from 2007-11. Since 2012, Hughes has helped his teams prepare more than 40 NFL Draft picks, including 12 in the 2018 draft.

The Montgomery, Ala. native graduated from the University of Alabama in 2011. He and his wife, Rebekah, have one son, Rhett, and two daughters, Riley Anne and Reese.



TOM MCCONNAUGHEY

NATIONAL SCOUT

SEASONS WITH JAGUARS: 2

Tom McConnaughey is in his second season with the Jaguars as a national scout and 27th overall in the NFL, joining the Jaguars in June of 2021. McConnaughey has spent over 42 years working in football including as a pro player, college and high school coach, as well as an NFL scout. He spent the previous 25 seasons with the Los Angeles Chargers after being hired by General Manager Bobby Beathard. McConnaughey worked as an NFS combine scout from 1997-1999, area scout from 2000-2007 and as the team's national scout from 2008-2021. During his time with the Chargers, McConnaughey worked was directly involved in scouting and acquiring a total of 43 starters, including several hall of fame and All Pro players, helping win five AFC West Division titles

Prior to his scouting career, McConnaughey was a high school and college football coach for 14 years. He was the head coach at Federal Way High School in Seattle for 9 years, an assistant coach at South Kitsap High School for 2 years and spent 3 years coaching wide receivers at Spokane Community College and University of Central Arkansas.

His playing career spanned five years beginning in 1981 signing as an undrafted free agent with the New Orleans Saints and then with the New York Jets in 1982. McConnaughey signed as an original member of the New Jersey Generals of the new USFL, where he started at wide receiver in 1983 and 1984 and led the team's wide receivers in catches and per catch average. He then signed back into the NFL for the 1984 preseason with the Philadelphia Eagles, finishing his playing days with the Minnesota Vikings and retiring following an injury in 1985. He was an all-conference wide receiver at Central Arkansas and Spokane Falls Community College from 1975-1979, redshirting a season at Oregon in 1977. He is a member of both the Spokane CC and Northwest Athletic Conference Hall of Fame.

McConnaughey resides in the Seattle area with his wife of 35 years, Sheri, who is the Recreation Coordinator for Senior Adult Programs for the City of Tukwila. The couple has two children, a son, Donny, is a head baseball coach, assistant football coach and paraeducator at Todd Beamer High School in Federal Way, Wash. and a daughter, Monica, who is Manager of Strategic Partnerships for the Nashville Sports Council and the TransPerfect Music City Bowl in Nashville.



PERSONNEL



JOHN STEVENSON

NATIONAL SCOUT

SEASONS WITH JAGUARS: 2

John Stevenson is in his second season with the Jaguars and eighth in an NFL scouting department. He currently serves as a national scout for Jacksonville after previously spending six seasons with the 49ers scouting department in various roles, including intern (2015), scouting assistant (2015-16) and area scout (2017-21).

Prior to joining the 49ers, Stevenson played for the Bemidji Axemen of the Indoor Football League and went to training camp with the Ottawa Redblacks of the Canadian Football League in 2015. In 2013, he signed with the New York Giants as an undrafted free agent.

As a senior at Georgia Southern in 2012, he led the team with 103 tackles and was voted to the team's leadership council by his peers and named a team captain. Additionally, Stevenson was the recipient of the 2012 Erk Russell Award, given in honor of the late Georgia Southern Head Coach Erk Russell to a player who exemplifies the traits needed to play for him. A native of Stone Mountain, Ga., Stevenson graduated from Georgia Southern in 2012 with a bachelor's degree in management as well as a minor in marketing.



DAVE MCCLOUGHAN

NATIONAL SCOUT

SEASONS WITH JAGUARS: 2

Dave McCloughan is in his second season as a national scout for the Jaguars. McCloughan has had stops with the Oakland Raiders where he was a college scout (1996-04 & 2011-19) and the San Francisco 49ers where he served as the director of college scouting (2005-10).

McCloughan played cornerback in the NFL for four seasons. He was originally drafted in the third round by the Colts in the 1991 NFL draft. He spent one season in Indianapolis and then spent one season with the Packers. He then signed with the Seahawks and spent the 1993 and 1994 seasons in Seattle. For his career, McCloughan recorded 42 total tackles and five passes defensed in 48 games.

McCloughan's father, Kent McCloughan, played cornerback for the Raiders from 1965 to 1970. His brother, Scot McCloughan, served as the GM for the Washington Football Team (2015-16) and San Francisco 49ers (2005-10).

The San Leandro, Calif. native played four seasons at the University of Colorado (1987-90) and was a member of the 1990 National Championship team.



STEVE SABO

PRO SCOUT

SEASONS WITH JAGUARS: 1

SEASONS WITH NFL: 27

Steve Sabo is entering his first season as pro scout with the Jaguars. He spent the previous 12 seasons in the Atlanta Falcons scouting department in a variety of roles. He spent the past two seasons as the director of player personnel (2021-22). He also served as the player personnel director for three seasons (2019-21) and director of college scouting for seven seasons (2013-19). Sabo began his stint with the Falcons as a midwest scout (2010-12) and a southeast scout (2012-13).

He came to Atlanta following 12 seasons with the Cleveland Browns in a variety of roles, including pro scout (1998-2005), pro personnel coordinator (2006-07), pro personnel director (2007-08) and senior director of pro personnel (2009-10). In Cleveland, Sabo was responsible for scouting NFL teams while assisting with advance scouting of upcoming opponents. Prior to his tenure with the Browns, Sabo worked in the scouting department of the New Orleans Saints from 1994-98.

A native of Willingboro, N.J., Sabo and his wife, Ursula, have two daughters, Anderson and Kieran.



PERSONNEL



CASEY BELONGIA

COLLEGE SCOUT

SEASONS WITH JAGUARS: 9

Casey Belongia is in his ninth season with the Jaguars and his sixth as a college scout. In his current role, he is responsible for scouting the West Coast, covering Arizona, California, Hawaii, Idaho, Montana, Nevada, Oregon, Utah and Washington. He served as a scouting assistant for two years (2015-16) after working as an intern in the Jaguars personnel department following the 2014 regular season and through the 2015 NFL Draft.

He began his career in Jacksonville as an intern with the Jaguars equipment staff for the 2014 season. Belongia spent seven seasons as an equipment assistant while in high school and college with the Green Bay Packers beginning in 2007. He graduated from St. Norbert College (De Pere, Wisconsin) in 2014. Belongia and his wife, Megan, reside in Jacksonville.



JASON DESJARLAIS


COLLEGE SCOUT

SEASONS WITH JAGUARS: 16

Jason DesJarlais is in his 16th season with the Jaguars and in his fourth season scouting the Southeast after 10 years scouting the Midwest. He joined the Jaguars as the BLESTO scout for the Southeast area on May 18, 2007. Prior to joining the Jaguars, he was the special teams coordinator/defensive assistant at Yale University. While at Yale, he served as a scouting intern with the Jaguars in 2006.

Prior to coaching at Yale, DesJarlais worked as the special teams/recruiting coordinator and secondary coach at Jacksonville University (2005-06) and served as the defensive coordinator/recruiting coordinator at the University of San Diego from 2002-05, including a stint in 2003 as the interim head coach. From 2000-02, he worked as a defensive line and strength coach at Bates College. Prior to that, he coached the defensive line unit at both San Diego (1999-2000) and Humboldt State University (1997-99) as well as the University of Montana Western from 1996-97.

DesJarlais attended the University of Montana Western, playing defensive end from 1992-95 and twice earning All-America honors (1994-95). He was also named Defensive MVP of the 1996 National All-Star Game. On Sept. 26, 2015, he was inducted to the University of Montana Western Hall of Fame and is a member of the 1994 Hall of Fame Football Team. DesJarlais graduated with a bachelor's degree in education, in addition to earning a master's degree in science, with an emphasis in physiology, from Humboldt State University.



JARROD HIGHBERGER

COLLEGE SCOUT

SEASONS WITH JAGUARS: 13

Jarrod Highberger is in his 12th season overall with the Jaguars and ninth season as a scout after being promoted from scouting assistant to college scout on May 6, 2013. He is responsible for scouting the Southwest.

Highberger joined the Jaguars in December 2010 as an administrative assistant in the player personnel department following a two-year coaching tenure at Robert Morris University in Pittsburgh, where he served as the quarterbacks coach under Head Coach Joe Walton. The Colonials were Northeast Conference champions in 2010.

A native of Blairsville, Pa., Highberger earned his bachelor's degree in business administration from Carnegie Mellon University in Pittsburgh, where he was a four-year starter at quarterback for the Tartans under Head Coach Rich Lackner. He obtained a master's degree from Robert Morris University in instructional leadership during his coaching tenure. Highberger is married and resides in Pittsburgh.



PERSONNEL



MARTY MILLER

COLLEGE SCOUT

SEASONS WITH JAGUARS: 21

Marty Miller is in his 20th season with the Jaguars, originally joining the organization on Feb. 21, 2002. He is in his 12th season as the West Coast regional scout. In addition to covering the West Coast, Miller has additional pro personnel responsibilities scouting select free agents on NFL rosters.

Previously, Miller worked the Northeast as a regional scout. In his initial season in Jacksonville, he worked as the team's scouting assistant. In that capacity, he assisted the pro scouting department evaluating players in NFL Europe, the CFL, the Arena League and doing advance scouting of NFL teams and their practice squads. Miller also served as coordinator of football administration for the Los Angeles Xtreme of the XFL and worked as a part-time staff assistant for the San Diego Chargers and the Kansas City Chiefs. He is the son of Les Miller, a longtime NFL personnel director.

Diagnosed with Young Onset of Parkinson's Disease in 2009, Miller hopes to use his platform as a representative of the NFL as a springboard to Parkinson's awareness and education. A graduate of Pacific Christian College, he and his wife, Kerinda, live in Boise, Idaho, with their daughter, Adesa, and son, Gannon.



ANTONIO ROBINSON

NFL SCOUT

SEASONS WITH JAGUARS: 10

Antonio Robinson was hired by the Jaguars in May 2013 and is in his ninth season in the NFL. He was promoted to college scout in June 2016. He is responsible for scouting the Mid-Atlantic region, covering Kentucky, North Carolina, Ohio, South Carolina, Tennessee and West Virginia. Robinson provides reports on the top players from those states.

Robinson is a Tallahassee, Fla. native who has three years of coaching experience at the high school level. He served as the running backs coach at Leon High School, where he was responsible for conducting drills and helping develop game plans. Robinson graduated from Florida State University in the spring of 2013 with a bachelor's degree in sport management. His brother, Anthony, is the director of college scouting for the Atlanta Falcons.



BRIAN SQUEGLIA

COLLEGE SCOUT

SEASONS WITH JAGUARS: 5

Brian Squeglia is in his fourth season as a college scout and sixth season with the Jaguars after being hired as a scouting associate prior to the 2017 season. He serves as the Jaguars primary college scout in the Northeast, covering Connecticut, Delaware, the District of Columbia, Maine, Maryland, Massachusetts, New Hampshire, New Jersey, New York, Pennsylvania, Rhode Island, Vermont, Virginia and West Virginia. Squeglia provides reports on the top players from those states.

Before joining the Jaguars, Squeglia served as the assistant director of player personnel at LSU during the 2016 season. Squeglia spent the 2014 and 2015 seasons working as a football recruiting specialist at Mississippi State University after a two-year stint (2012-13) at Jacksonville University, where he served as the assistant director of football operations and a defensive assistant coach.

Squeglia earned his master's degree in leadership/organizational development in 2014 at Jacksonville University and graduated with a bachelor's degree in sports management from the University of North Florida in 2011. Squeglia, a Jacksonville native, resides in North Potomac, Md. and he and his wife Amy, have two children, Leila & Sawyer.



PERSONNEL



RICKY THOMAS JR.

AREA SCOUT

SEASONS WITH JAGUARS: 3

Ricky Thomas Jr. is entering his third season with the Jaguars. He was originally hired in July 2020 as a scouting assistant and promoted to NFS combine scout in June 2021. In 2022, Thomas' title changed to area scout. He is responsible for the Mid-Atlantic region, covering Kentucky, North Carolina, Ohio, South Carolina, Tennessee and West Virginia.

Thomas played football at the University of Nevada-Reno for three seasons (2015-17) and he was a grad transfer at Norfolk State where he played for two seasons (2018-19). He received his bachelors in journalism from the University of Nevada-Reno and his masters in media communications from Norfolk State.

In his final season at Norfolk State in 2019, Thomas was named a semi-finalist for the William V. Campbell trophy. The award recognizes an individual as the absolute best football scholar-athlete in the nation for his combined academic success, football performance and explempart leadership.

Thomas' father, Ricky, coached in the NFL and collegiately from 1988 to 2018. His stops in the NFL include the Tampa Bay Buccaneers and the Indianapolis Colts. Thomas Jr. is originally from Indianapolis, Ind.



TYLER WALKER


SCOUTING ASSISTANT

SEASONS WITH JAGUARS: 2

Tyler Walker is in his second season as a scouting assistant for the Jaguars. His primary responsibilities include assisting the pro and college scouting staffs in day-to-day tasks including weekly opponent scouting reports and player evaluations for upcoming draft prospects.

Prior to joining the Jaguars, Walker worked as pro liaison for the University Oregon for two seasons (2020-21). While enrolled at Oregon, Walker served as a student recruiting assistant (2015-16), offensive line student coach (2017) and special assistant to the head coach and recruiting analyst (2018-20).

The Tigard, Ore. native graduated from the University of Oregon with a degree in sports administration in 2019.



HOLDEN MCABEE

SCOUTING ASSISTANT

SEASONS WITH JAGUARS: 1

Holden McAbee is in his first season with the Jaguars as a scouting assistant. McAbee assists the scouting department in various areas including creating weekly opponent scouting reports and evaluating college players entering the draft. Prior to joining the Jaguars, McAbee served as director of player personnel at Gardner-Webb University (2021) where he led the evaluations and operations of the recruiting department. McAbee was also responsible for evaluating all high school and transfer portal players. In 2020, he served as a personnel assistant at the University of South Carolina.

The Greer, S.C. native graduated from the University of South Carolina with degrees in management and marketing and a minor in sport and entertainment management.



FOOTBALL OPERATIONS



HAMZAH AHMAD

DIRECTOR OF FOOTBALL OPERATIONS

SEASONS WITH JAGUARS: 10

Hamzah Ahmad is in his tenth season as director of football operations after originally signing on with the Jaguars as the director of football logistics & facilities in Feb. 2013. He oversees team logistics, which includes home hotel operations, selecting away game hotels and coordinating the team travel for domestic games and London. He is also responsible for the football-specific areas of the facility at TIAA Bank Field.

Prior to joining the Jaguars, Ahmad spent eight seasons with the Atlanta Falcons (2005–12) in various roles and most recently as the senior event marketing/travel advance coordinator. He began his career as a training camp intern with the Falcons and completed a total of three internships with Atlanta before being hired as a full-time staff member.

Ahmad is originally from Pakistan and moved to Jacksonville with his family when he was 12 years old. He attended Nease High School in Jacksonville and graduated with a bachelor's degree in business administration from the University of Florida in 2004. Ahmad and his wife, Brandi, have two sons, Jayden and Mayson.



MIKE PERKINS

SENIOR DIRECTOR OF FOOTBALL TECHNOLOGY AND SPECIAL PROJECTS

SEASONS WITH JAGUARS: 29

Mike Perkins is in his 29th year with the Jaguars. His primary role is overseeing the football technology department for football operations, but he has worn many hats since joining the Jaguars in 1994. The football technology department manages all IT needs for the football side of the organization. Perkins was instrumental in assisting with IT needs for the first virtual NFL Draft in league history in 2020.

After 18 years as the Jaguars' video director, Perkins was promoted in 2012 to his new role as director of football technology and facilities. Perkins' duties included the design and construction of the Jaguars' locker room upgrade at TIAA Bank Field, in addition to the design, planning and implementation of office space and technology for the football facilities.

In 2013, he served as project manager for phase two of the construction, bringing a new training room, rehab room and coaches offices online. He also oversaw the design and construction of the new Jaguars football facilities. Another new initiative under Perkins' direction was the implementation of Microsoft Surfaces for use by all coaches, scouts and players to view practice and game video. His group is also incorporating a new scouting system on the Surfaces to increase efficiency.

Perkins' responsibilities continue to include the shooting, compiling and editing of all game and practice video for coaches' and scouting analysis, cataloging NFL and college game video and producing "cut-ups." He also manages all video equipment and design of the Jaguars' video department, including applying the team's state-of-the-art XOS editing system and researching new technologies as they come available.

One of seven current staff members who joined the franchise in 1994, Perkins was hired by the Jaguars on May 12, 1994, after serving as a video coordinator for three years at Syracuse University. Prior to that, he served with the Tampa Bay Buccaneers as an assistant video director from 1987-90. Perkins was born May 24, 1967, in Tuscaloosa, Ala. Perkins and his wife, Jennifer, and sons, Tyler and Barrett, live in Jacksonville.



RYAN PAGANETTI

DIRECTOR OF COACHING ANALYTICS

SEASONS WITH JAGUARS: 1

Ryan Paganetti enters his first season with the Jacksonville Jaguars as Director of Coaching Analytics. Paganetti spent the 2015-2020 NFL seasons with the Philadelphia Eagles working in coaching analytics as well as assisting with the Eagles LBs.

During Doug Pederson's five year tenure as head coach, Paganetti conducted research and analysis to assist the team's effort in game planning and game management decisions. He served all five seasons as the team's game manager, communicating data driven information during games to assist the head coach with critical decision making, including fourth downs, two-point conversions, and clock management. In



FOOTBALL OPERATIONS

Pederson's five year stretch, the Eagles led the NFL in total fourth down attempts by 20%, and led the NFL in two-point conversion attempts by 60%. This includes converting two fourth downs in the team's Super Bowl championship against New England.

Paganetti originally started working with the linebackers in 2017 as a coaching assistant, before later being promoted to Assistant Linebackers Coach/Game Management. During his stretch working with the defense, the team ranked third in third-down defense (35.9 percent), sixth in red-zone defense (52.7 percent), third in rushing defense (99.1 yards per game) and seventh in sacks (208). In the 2020 season, undrafted linebacker Alex Singleton finished with 120 tackles in only 11 starts.

Prior to entering the NFL, Paganetti spent three seasons (2012-2014) as an assistant coach at the Belmont Hill School. The Bedford, Ma. native played running back at Dartmouth college and graduated with a degree in economics.



GEORGE PELLICER

HEAD EQUIPMENT MANAGER

SEASONS WITH JAGUARS: 20

George Pellicer enters his first season as the head equipment manager for the Jacksonville Jaguars having previously served as one of the team's assistant equipment managers from 2005-2021. Pellicer, who interned with the Jaguars from 2003-04, attended Florida State from 1999-02 where he worked as a student manager.

In Pellicer's current role, he is responsible for overseeing the distribution, safety and maintenance of player equipment, daily upkeep of the locker room and coordinating travel logistics for all Jaguars-related equipment on road trips. Pellicer is the primary equipment contact for fitting helmets and shoulder pads for all Jaguars players.

A St. Augustine native, Pellicer and his wife, Leslie, have two daughters, Abbie and Sophia and one son, Mason.



JIMMY LUCK

SPECIAL ADVISOR TO THE HEAD EQUIPMENT MANAGER

SEASONS WITH JAGUARS: 10

Jimmy Luck serves as the special advisor to the head equipment manager. Prior to transitioning to his current role, Luck served as the team's head equipment manager from 2013-21. In his role as head equipment manager, he was responsible for overseeing the distribution, safety and maintenance of player equipment, daily upkeep of the locker room and coordinating travel logistics for all Jaguars-related equipment on road trips. Prior to joining the club, Luck spent nine seasons (2004-12) as assistant equipment manager for the Atlanta Falcons.

Luck's tenure with the Falcons included time with the Georgia Force of the Arena Football League. Prior to joining the Falcons, Luck served as equipment manager in the college ranks for The Citadel in 2003. He began his career in professional football in 2002 when he served as the equipment manager for the AF2's Charleston Swamp Foxes.

A native of Atlanta, Luck spent two seasons (1996-98) as coordinator of baseball operations for the University of Miami (Fla.). He was a sales rep for Rawlings Sporting Goods, covering Tennessee from 1998 to 2000. Luck graduated from Georgia Tech with a degree in management.





TYRELL ADAMS | 59

POSITION: LINEBACKER

HT: 6-2 | **WT:** 230 | **DOB:** 11-4-1992

COLLEGE: WEST GEORGIA

HOMETOWN: ATLANTA, GA.

ACQ: PS (S.F.)-'21

EXP: 7th YEAR

 @TAfromGA

 @tyrelldms

KEY TRANSACTIONS

- Originally signed by Seattle as an undrafted free agent on 5/12/15
- Signed by Kansas City on 9/14/15
- Signed by the Raiders on 11/26/16
- Claimed off waivers by Buffalo on 10/18/17
- Signed by Indianapolis on 2/23/18
- Signed by Houston on 4/6/20
- Signed by Buffalo on 3/31/21
- Signed to San Francisco's practice squad on 10/5/21
- Signed to San Francisco's active roster on 11/6/21
- Signed by Jacksonville on 12/29/21

PRO

2021 (49ers & Jaguars)

- **1/9 vs. IND:** Saw action on special teams and recorded two special teams tackles
- **1/2 at N.E.:** Saw action on special teams and had one special teams tackle
- Played in five games with San Francisco

2020 (Texans)

- Played in 16 games and recorded 122 tackles, including five tackles for loss and 2.0 sacks... He also recorded four passes defended and two forced fumbles
- **10/18 at TEN:** Recorded 1.0 sack and two passes defended

2019 (Texans)

- Played in five games and recorded 13 tackles and one forced fumble

2018 (Texans)

- Played in four games with Houston

2017 (Raiders)

- Played in six games with the Raiders and recorded 15 tackles

2016 (Raiders)

- Played in six games with the Raiders

COLLEGE

- Attended West Georgia and recorded 128 tackles, including 16 tackles for loss
- Played in 29 career games with 11 career starts
- 2013 First Team All-Gulf South Conference
- 2014 USA Football Preseason All-American
- 2014 BSN Preseason All-Gulf South Conference
- 2014 Preseason All-GSC

PERSONAL

- Son of Brian and Wyketia McPherson
- Majored in accounting/finance
- Prepped for coach Dominic Callaway at Mays High in Atlanta



TYRELL ADAMS' NFL REGULAR SEASON DEFENSIVE STATISTICS

DATE	TEAM	GP	TACKLES							INTERCEPTIONS							O. FUMB					ST				MISC	
			GS	TK	S	A	TFL	YDS	SK	YDS	QBH	NO	YDS	LG	TD	PD	FF	FR	TD	YDS	TK	S	A	FF	FR	S	A
2015	Chiefs	0	0	0	0	0	0	0	0.0	0.0	0	0	0	0	0	0	0	0	0	0	0	0	0	0	0	0	0
Went from Kansas City to Seattle.																											
2015	Seahawks	0	0	0	0	0	0	0	0.0	0.0	0	0	0	0	0	0	0	0	0	0	0	0	0	0	0	0	0
2015	TOTAL	0	0	0	0	0	0	0	0.0	0.0	0	0	0	0	0	0	0	0	0	0	0	0	0	0	0	0	0
2016	Chiefs	0	0	0	0	0	0	0	0.0	0.0	0	0	0	0	0	0	0	0	0	0	0	0	0	0	0	0	0
Went from Kansas City to Oakland.																											
2016	Raiders	6	0	0	0	0	0	0	0.0	0.0	0	0	0	0	0	0	0	0	0	0	0	0	0	0	0	0	0
2016	TOTAL	6	0	0	0	0	0	0	0.0	0.0	0	0	0	0	0	0	0	0	0	0	0	0	0	0	0	0	0
2017	Raiders	6	0	15	8	7	0	0	0.0	0.0	0	0	0	0	0	0	0	0	0	0	0	0	0	3	3	0	0
Went from Oakland to Buffalo.																											
2017	Bills	0	0	0	0	0	0	0	0.0	0.0	0	0	0	0	0	0	0	0	0	0	0	0	0	0	0	0	0
2017	TOTAL	6	0	15	8	7	0	0	0.0	0.0	0	0	0	0	0	0	0	0	0	0	0	0	0	3	3	0	0
2018	Texans	4	0	0	0	0	0	0	0.0	0.0	0	0	0	0	0	0	0	0	0	0	0	0	0	3	1	2	0
2019	Texans	5	2	13	7	6	0	0	0.0	0.0	0	0	0	0	0	0	1	0	0	0	0	0	0	0	0	0	0
2020	Texans	16	12	122	75	47	5	22	2.0	15.0	3	0	0	0	4	2	1	0	0	0	0	0	3	1	2	0	
2021	Bills	0	0	0	0	0	0	0	0.0	0.0	0	0	0	0	0	0	0	0	0	0	0	0	0	0	0	0	0
Went from Buffalo to San Francisco.																											
2021	49ers	1	0	0	0	0	0	0	0.0	0.0	0	0	0	0	0	0	0	0	0	0	0	0	1	1	0	0	0
2021	TOTAL	1	0	0	0	0	0	0	0.0	0.0	0	0	0	0	0	0	0	0	0	0	0	0	1	1	0	0	0
NFL TOTALS		38	14	150	90	60	5	22	2.0	15.0	3	0	0	0	4	3	1	0	0	10	6	4	0	0	0	0	0

TYRELL ADAMS' NFL POSTSEASON DEFENSIVE STATISTICS

DATE	TEAM	GP	TACKLES							INTERCEPTIONS							O. FUMB					ST				MISC	
			GS	TK	S	A	TFL	YDS	SK	YDS	QBH	NO	YDS	LG	TD	PD	FF	FR	TD	YDS	TK	S	A	FF	FR	S	A
2016	Raiders	1	0	0	0	0	0	0	0.0	0.0	0	0	0	0	0	0	0	0	0	0	0	0	0	0	0	0	0
2018	Texans	1	0	0	0	0	0	0	0.0	0.0	0	0	0	0	0	0	0	0	0	0	0	0	0	0	0	0	0
2019	Texans	2	0	0	0	0	0	0	0.0	0.0	0	0	0	0	0	0	0	0	0	0	0	0	0	0	0	0	0
NFL TOTALS		4	0	0	0	0	0	0	0.0	0.0	0	0	0	0	0	0	0	0	0	0	0	0	0	0	0	0	0

SINGLE-GAME HIGHS: DEFENSIVE

Total Tackles	17 at Detroit Lions, Nov 26, 2020 13 at Jacksonville Jaguars, Nov 08, 2020	Fumble Recoveries	1 vs. Jacksonville Jaguars, Oct 11, 2020 1 at Indianapolis Colts, Dec 20, 2020
Solo Tackles	14 at Detroit Lions, Nov 26, 2020 8 vs. Cincinnati Bengals, Dec 27, 2020 ...1 more at 8.	Tackles For Loss	1 at Chicago Bears, Dec 13, 2020 ...3 more at 1.
Sacks	1.0 at Chicago Bears, Dec 13, 2020 1.0 at Tennessee Titans, Oct 18, 2020	Special Teams Tackles	2 at Jacksonville Jaguars, Jan 09, 2022 2 vs. Buffalo Bills, Oct 14, 2018
Passes Defensed	2 at Tennessee Titans, Oct 18, 2020 1 vs. Tennessee Titans, Jan 03, 2021 ...1 more at 1.	Special Teams Forced Fumbles	1 at Jacksonville Jaguars, Jan 09, 2022 1 at New England Patriots, Jan 02, 2022
Forced Fumbles	2 at Detroit Lions, Nov 26, 2020 1 at Tampa Bay Buccaneers, Dec 21, 2019		

2021 GAME-BY-GAME REGULAR-SEASON STATISTICS (49ERS)

DATE	OPPONENT	P/S	TACKLES							INTERCEPTIONS							O. FUMB					ST				MISC		
			TK	S	A	SK	YDS	TFL	YDS	QBH	NO	YDS	LG	TD	PD	FF	FR	TD	YDS	TK	S	A	FF	FR	S	A	W/L	SCORE
10/24	Colts	P	0	0	0	0.0	0.0	0	0	0	0	0	0	0	0	0	0	0	0	0	0	0	0	0	0	0	L	18-30
2021 TOTALS		1-0	0	0	0	0.0	0.0	0	0	0	0	0	0	0	0	0	0	0	0	0	0	0	0	0	0	0	0	0-1





JAMAL AGNEW | 39

POSITION: WIDE RECEIVER

HT: 5-10 | WT: 190 | DOB: 3-4-1995

COLLEGE: SAN DIEGO

HOMETOWN: SAN DIEGO, CALIF.

ACQ: UFA (DET)-'21

EXP: 6th YEAR

 @jamalagnew

 @two_6ix

KEY TRANSACTIONS

- Originally selected by Detroit in the fifth round (165th overall) of the 2017 Draft
- Signed by Jacksonville as an unrestricted free agent on 3/17/21

PRO

- Leads the NFL with seven return TDs (four punt returns, two kickoff returns and one field goal return) since he entered the league in 2017
- He is the fourth player in NFL history to record at least one rushing TD, one receiving TD, one kick return TD and one field goal return TD throughout their career

2021 (Jaguars)

- He is the second player in NFL history (Timmy Brown, 1962) to return a field goal for a TD, return a kickoff for a TD, catch a TD and run for a TD in the same season... Agnew and RB Maurice Jones-Drew are the only players in franchise history with a rushing TD, receiving TD and kickoff return for a TD in the same season
- Saw action in 10 games in 2021 and caught 24 passes for 229 yards and one touchdown and recorded seven rushes for 111 yards and a touchdown... He also returned 22 kicks for 525 yards and one touchdown
- Placed on injured reserve on 11/22 with a hip injury
- **11/21 vs. S.F.:** Recorded three receptions for 18 yards... Also returned two kickoffs for 51 yards (25.5 avg)
- **11/14 at IND:** Recorded a 66-yard rushing TD, marking the longest rush by a wide receiver in franchise history with 1 minute remaining in the first quarter... His 66-yard run was also the longest run by an NFL wide receiver since 2016 (Tyreek Hill, Dec. 25, 2016)... Agnew's 66-yard rushing TD was the longest rushing TD by a Jaguars player since RB Leonard Fournette scored on a 75-yard TD against the Rams in Week 6 of the 2017 season
- **11/7 vs. BUF:** Saw action at wide receiver and recorded three receptions for 27 yards... Also had one punt return for 14 yards
- **10/31 at SEA:** Started at wide receiver and recorded six receptions for 38 yards and one TD... It was his third consecutive game with at least five receptions... His 9-yard TD reception was the first of his career... Returned two punts for 17 yards (8.5 avg) and had four kickoff returns for 68 yards (17.0 avg)
- **10/17 vs. MIA:** Recorded five receptions for a career-high 78 yards... Hauled in a 29-yard pass at the start of the third quarter which was the longest reception of his career... Added three kick returns for 55 yards
- **10/10 vs. TEN:** Set career highs in receptions (six) and receiving yards (41), while also registering an 8-yard rush... Returned four kickoffs for 85 yards
- **9/30 at CIN:** Recorded one reception for 27 yards and had one rushing attempt for 11 yards... Also had one kick return for 27 yards
- **9/26 vs. ARI:** Returned a missed field goal 109 yards for a TD on the final play of the second quarter and tied the record for the longest return in NFL history... Became the ninth player in NFL history with multiple 100-plus yard special teams returns in the same season and the 15th player in NFL history with two return touchdowns through the first three weeks of an NFL season... Agnew became the first player in NFL history with 100-plus yard TDs in consecutive games
- **9/19 vs. DEN:** Posted a career-long 102-yard kickoff return for a TD, marking his sixth career return touchdown (four punt and two kickoff)... His 102-yard return was the longest kick return in franchise history and the first kickoff return for a TD for the team since Dec. 18, 2016 against Houston
- **9/12 at HOU:** Returned two punts for 1 yard and saw action on offense in his Jaguars debut

2020 (Lions)

- Topped 1,000 all-purpose yards in 2020 for the first time in his career
- Recorded 13 receptions for 89 yards
- Fielded 28 kickoffs for 783 yards (28.0 avg)

2019 (Lions)

- Returned 17 kickoffs for 454 yards (26.7 avg) including a 100-yard kickoff returned for a touchdown
- Had 19 punt returns for 175 yards and one returned for a touchdown
- Was the only player in the NFL to have a kickoff return touchdown and punt return touchdown in 2019

2018 (Lions)

- Played in six games, and averaged 27 yards on eight kickoff returns
- Had 12 punt returns for 57 yards

2017 (Lions)

- Voted First Team All-Pro as a punt returner in his rookie season
- NFC Special Teams Player of the Week in Week 2
- Led the NFL in punt return yards (447), punt return average (15.4) and punt return touchdowns (two)
- His 88-yard punt return for a touchdown was the league's longest of the season and the longest punt return touchdown by a rookie since WR Tavon Austin raced back a 98-yard return for the Rams in 2013

COLLEGE

- Played 44 games and recorded 148 total tackles (118 solo), 59 pass defenses, 12.5 tackles for loss, one sack and one fumble recovery
- In 2016, posted 31 tackles, 13 pass defenses and two interceptions
- In 2015, recorded 30 tackles, four interceptions and 11 pass breakups en route to being named the Torero's Defensive MVP
- Finished his 2014 campaign leading the nation in pass defenses for FCS players (2.1 per game)
- In his freshman season he started 10 of the 11 games on which he appeared and was All-Pioneer Football League Honorable Mention
- Named San Diego's Most Outstanding First Year Player.



PERSONAL

- Attended the 2022 DUUUVAL draft party at Daily's Place as a player panelist
- Attended Point Loma High School (San Diego, Calif)
- He is the youngest of five children (two brothers and two sisters)
- He is one of two players to be drafted from the University of San Diego (QB Josh Johnson)
- Shares his birthday (April 3) with his mother, Arlene

JAMAL AGNEW'S NFL REGULAR SEASON RUSHING/RECEIVING STATISTICS

DATE	TEAM	GP	GS	RECEIVING					RUSHING				
				NO.	YDS.	AVG.	LG	TD	NO.	YDS.	AVG.	LG	TD
2017	Lions	13	0	2	18	9.0	12	0	2	9	4.5	5	0
2018	Lions	6	0	0	0	0.0	0	0	1	17	17.0	17	0
2019	Lions	13	0	1	-2	-2.0	-2	0	1	9	9.0	9	0
2020	Lions	14	2	13	89	6.8	20	0	6	33	5.5	11	0
2021	Jaguars	10	2	24	229	9.5	29	1	7	111	15.9	66t	1
NFL TOTALS		56	4	40	334	8.4	29	1	17	179	10.5	66T	1

JAMAL AGNEW'S NFL REGULAR SEASON RETURN STATISTICS

DATE	TEAM	KICKOFF RETURNS					PUNT RETURNS					
		RET.	YDS.	AVG.	LG	TD	NO.	FC	YDS.	AVG.	LG	TD
2017	Lions	11	196	17.8	25	0	29	16	447	15.4	88t	2
2018	Lions	8	216	27.0	45	0	12	3	57	4.8	16	0
2019	Lions	17	454	26.7	100t	1	19	13	175	9.2	64t	1
2020	Lions	28	783	28.0	71	0	14	14	178	12.7	74t	1
2021	Jaguars	22	525	23.9	102t	1	11	21	74	6.7	14	0
NFL TOTALS		86	2,174	25.3	102T	2	85	67	931	11.0	88T	4

SINGLE-GAME HIGHS: RUSHING/RECEIVING

Rush Attempts	3 at Indianapolis Colts, Nov 14, 2021 1 vs. San Francisco 49ers, Nov 21, 2021 ...13 more at 1.	Longest Kickoff Return	102t vs. Denver Broncos, Sep 19, 2021 100t at Philadelphia Eagles, Sep 22, 2019
Rushing Yards	79 at Indianapolis Colts, Nov 14, 2021 17 at Dallas Cowboys, Sep 30, 2018	Kickoff Return TDs	1 vs. Denver Broncos, Sep 19, 2021 1 at Philadelphia Eagles, Sep 22, 2019
Longest Runs	66t at Indianapolis Colts, Nov 14, 2021 17 at Dallas Cowboys, Sep 30, 2018	Fair Catches	6 at Chicago Bears, Nov 10, 2019 4 at Cincinnati Bengals, Dec 24, 2017
Rushing TDs	1 at Indianapolis Colts, Nov 14, 2021	Punt Return Yards	106 at New Orleans Saints, Oct 15, 2017 101 at New York Giants, Sep 18, 2017
Receptions	6 at Seattle Seahawks, Oct 31, 2021 6 vs. Tennessee Titans, Oct 10, 2021	Longest Punt Return	88t at New York Giants, Sep 18, 2017 74t vs. Tampa Bay Buccaneers, Dec 26, 2020 ...1 more at 74.
Receiving Yards	78 vs. Miami Dolphins, Oct 17, 2021 41 vs. Tennessee Titans, Oct 10, 2021	Punt Returns	5 at Arizona Cardinals, Sep 08, 2019 5 vs. Minnesota Vikings, Dec 23, 2018
Receiving Average	15.6 vs. Miami Dolphins, Oct 17, 2021 9.0 vs. Buffalo Bills, Nov 07, 2021	Punt Return TDs	1 vs. Tampa Bay Buccaneers, Dec 26, 2020 1 at Denver Broncos, Dec 22, 2019 ...2 more at 1.
Longest Receptions	29 vs. Miami Dolphins, Oct 17, 2021 27 at Cincinnati Bengals, Sep 30, 2021	Punt Return Average	33.7 at New York Giants, Sep 18, 2017 26.5 at New Orleans Saints, Oct 15, 2017
Receiving TDs	1 at Seattle Seahawks, Oct 31, 2021	Kickoff Return Average	29.0 at Tennessee Titans, Dec 20, 2020 28.8 at San Francisco 49ers, Sep 16, 2018
All-Purpose Yards	210 at Indianapolis Colts, Nov 14, 2021 155 at San Francisco 49ers, Sep 16, 2018	Special Teams Tackles	2 vs. Tampa Bay Buccaneers, Dec 26, 2020 2 at Green Bay Packers, Oct 14, 2019 ...1 more at 2.
Kickoff Returns	5 at Indianapolis Colts, Nov 14, 2021 5 at San Francisco 49ers, Sep 16, 2018	Most TDs	1 at Indianapolis Colts, Nov 14, 2021 1 at Seattle Seahawks, Oct 31, 2021 ...7 more at 1.
Kickoff Return Yards	144 at San Francisco 49ers, Sep 16, 2018 120 vs. Denver Broncos, Sep 19, 2021		



2021 GAME-BY-GAME REGULAR-SEASON STATISTICS (JAGUARS)

DATE	OPPONENT	P/S	RECEIVING					RUSHING					W/L	SCORE
			NO.	YDS.	AVG.	LG	TD	NO.	YDS.	AVG.	LG	TD		
09/12	at Texans	P	0	0	0.0	0	0	0	0	0.0	0	0	L	21-37
09/19	Broncos	P	0	0	0.0	0	0	0	0	0.0	0	0	L	13-23
09/26	Cardinals	P	0	0	0.0	0	0	0	0	0.0	0	0	L	19-31
09/30	at Bengals	P	1	27	27.0	27	0	1	11	11.0	11	0	L	21-24
10/10	Titans	P	6	41	6.8	8	0	1	8	8.0	8	0	L	19-37
10/17	Dolphins	S	5	78	15.6	29	0	0	0	0.0	0	0	W	23-20
10/31	at Seahawks	S	6	38	6.3	9t	1	0	0	0.0	0	0	L	7-31
11/07	Bills	P	3	27	9.0	23	0	1	11	11.0	11	0	W	9-6
11/14	at Colts	P	0	0	0.0	0	0	3	79	26.3	66t	1	L	17-23
11/21	49ers	P	3	18	6.0	8	0	1	2	2.0	2	0	L	10-30
11/28	Falcons												L	14-21
12/05	at Rams												L	7-37
12/12	at Titans												L	0-20
12/19	Texans												L	16-30
12/26	at Jets												L	21-26
01/02	at Patriots												L	10-50
01/09	Colts												W	26-11
2021 TOTALS		10-2	24	229	9.5	29	1	7	111	15.9	66T	1	3-14	





JOSH ALLEN | 41

POSITION: DEFENSIVE END/OUTSIDE LINEBACKER

HT: 6-5 | **WT:** 255 | **DOB:** 7-13-1997

COLLEGE: KENTUCKY

HOMETOWN: MONTCLAIR, N.J.

ACQ: D1-'19

EXP: 4th YEAR

@JoshAllen41_

joshallen_41



KEY TRANSACTIONS

- Originally drafted by Jacksonville in the first round (7th overall) in the 2019 draft

PRO

2021 (Jaguars)

- Voted a team captain for the 2021 season
- 1/9 vs. IND:** Sacked QB Carson Wentz twice in the first half, marking the fourth multi-sack game of his career... Finished the game with four total tackles (three solo), including 2.0 sacks
- 11/7 vs. BUF:** Finished the game with a career-high eight tackles, including two tackles for loss and 1.0 sack... Allen also recorded the first INT of his career, becoming the second defensive lineman in franchise history to post at least 1.0 sack, one INT and one fumble recovery in a single game (DE Tony Brackens)... Allen is the only player in the NFL over the last three seasons (2019-21) to accomplish the feat... Allen sacked Bills QB Josh Allen, marking the first time a player sacked a QB with the same first and last name in NFL history
- 9/12 at HOU:** Started at outside linebacker and recorded five total tackles, including 1.0 sack, and two QB hits... With his sack, Allen joined DE Yannick Ngakoue and DE Tony Brackens as the only players in franchise history to tally at least 14.0 sacks in their first 25 career games

2020 (Jaguars)

- Saw action in eight games, making seven starts
- Tallied 13 tackles (seven solo), 2.5 sacks, two tackles for loss and one pass defended
- Named team captain as voted on by his teammates
- Placed on injured reserve on Nov. 24 with a knee injury
- 9/24 vs. MIA:** Started at defensive end and tallied two solo tackles, including his first sack of the season
- 11/8 vs. HOU:** Started at defensive end and made four tackles, including a half-sack

2019 (Jaguars)

- Appeared in all 16 games, making four starts, during his rookie campaign
- Became the seventh player in franchise history to compile double-digit sacks in a season
- Amassed 44 tackles (31 solo), 11 tackles for loss, 10.5 sacks and two forced fumbles
- Finished the year second on the team with 11 tackles for loss... His 10.5 sacks recorded in 2019 led all NFL rookies and were the most by a rookie in franchise history
- One of five NFL players over the last 10 seasons to post at least 10.0 sacks and multiple forced fumbles in their rookie seasons
- Became the first rookie in Jaguars history to make the Pro Bowl
- 10/13 vs. N.O.:** Notched two tackles and 1.0 sack, becoming the third player in franchise history to post at least 4.0 sacks through six career games, joining DE Yannick Ngakoue and former DT John Henderson
- 10/27 vs. NYJ:** Saw action at DE, amassing 2.0 sacks, one tackle for loss and a forced fumble... Became the first Jaguars rookie since DE Yannick Ngakoue in 2016 to post at least 1.0 sack in four straight games
- 12/15 at OAK:** Saw action at DE and tallied three tackles (two solo), including 1.0 sack, his 10th of the season

COLLEGE

- Did not miss a game during his four-year career with the Wildcats, playing in all 51 games with 35 starts
- Career totals include 220 tackles, 31.5 sacks, 11 forced fumbles, eight passes defended and two fumble recoveries
- Named SEC Defensive Player of the Year, earned consensus First Team All American honors and was honored with the Bronco Nagurski Award, presented to the nation's top defensive player, as a senior in 2018
- Allen's 17.0 sacks in 2018 were the most by an SEC player in a single season since the NCAA started official sack records in 2000, finishing the season ranked second nationally in sacks (17.0), fourth in forced fumbles (five) and sixth in tackles for loss (21.5)

PERSONAL

- He and his wife, Kaitlyn, have two sons, Wesley, Julian, and one daughter, Vanessa
- Son of Kim Allen and Robert Allen
- Josh's sister, Myisha Hines-Allen, played collegiate basketball at Louisville and is currently a forward for the Washington Mystics, the 2019 WNBA champions
- Uncle, Gregory Hines, played college basketball at Hampton and went on to a 12-year pro career
- Majored in communications
- In June of 2022, traveled to England to participate in An Evening With Jaguars Stars as a player panelist with Jaguars' fans in London and Manchester

JOSH ALLEN'S NFL REGULAR SEASON DEFENSIVE STATISTICS

DATE	TEAM	GP	GS	TACKLES							INTERCEPTIONS					O. FUMB					ST				MISC								
				TK	S	A	TFL	YDS	SK	YDS	QBH	NO	YDS	LG	TD	PD	FF	FR	TD	YDS	TK	S	A	FF	FR	S	A						
2019	Jaguars	16	4	44	31	13	11	77	10.5	74.0	23	0	0	0	0	0	2	0	0	0	0	0	0	0	0	0	0	0	0	0	0	0	0
2020	Jaguars	8	7	13	7	6	2	9	2.5	7.0	11	0	0	0	0	1	0	0	0	0	0	0	0	0	0	0	0	0	0	0	0	0	
2021	Jaguars	16	15	71	46	25	12	81	7.5	70.0	14	1	11	11	0	4	1	1	0	0	0	0	0	0	0	0	0	0	0	0	0	0	
NFL TOTALS		40	26	128	84	44	25	167	20.5	151.0	48	1	11	11	0	5	3	1	0	0	0	0	0	0	0	0	0	0	0	0	0	0	



SINGLE-GAME HIGHS: DEFENSIVE

Total Tackles	10 vs. San Francisco 49ers, Nov 21, 2021 8 vs. Buffalo Bills, Nov 07, 2021	Fumble Recoveries	1 vs. Buffalo Bills, Nov 07, 2021
Solo Tackles	8 vs. Buffalo Bills, Nov 07, 2021 5 at Seattle Seahawks, Oct 31, 2021 ...1 more at 5.	Tackles For Loss	4 at Seattle Seahawks, Oct 31, 2021 2 vs. Indianapolis Colts, Jan 09, 2022 ...4 more at 2.
Sacks	2.0 vs. Indianapolis Colts, Jan 09, 2022 2.0 at Seattle Seahawks, Oct 31, 2021 ...2 more at 2.0.	Interceptions	1 vs. Buffalo Bills, Nov 07, 2021
Passes Defensed	1 vs. Buffalo Bills, Nov 07, 2021 1 vs. Miami Dolphins, Oct 17, 2021 ...3 more at 1.	Interception Return Yards	11 vs. Buffalo Bills, Nov 07, 2021
Forced Fumbles	1 vs. San Francisco 49ers, Nov 21, 2021 1 vs. New York Jets, Oct 27, 2019 ...1 more at 1.		

2021 GAME-BY-GAME REGULAR-SEASON STATISTICS (JAGUARS)


DATE	OPPONENT	P/S	TACKLES							INTERCEPTIONS					O. FUMB				ST				MISC		W/L	SCORE			
			TK	S	A	SK	YDS	TFL	YDS	QBH	NO	YDS	LG	TD	PD	FF	FR	TD	YDS	TK	S	A	FF	FR			S	A	
09/12	at Texans	S	5	3	2	1.0	2.0	1	2	2	0	0	0	0	0	0	0	0	0	0	0	0	0	0	0	0	0	L	21-37
09/19	Broncos	S	3	1	2	1.0	16.0	1	16	1	0	0	0	0	0	0	0	0	0	0	0	0	0	0	0	0	L	13-23	
09/26	Cardinals	S	1	0	1	0.0	0.0	0	0	0	0	0	0	0	0	0	0	0	0	0	0	0	0	0	0	L	19-31		
09/30	at Bengals	S	2	1	1	0.0	0.0	0	0	0	0	0	0	0	1	0	0	0	0	0	0	0	0	0	0	L	21-24		
10/10	Titans	S	7	5	2	0.5	0.0	0	0	2	0	0	0	0	1	0	0	0	0	0	0	0	0	0	0	L	19-37		
10/17	Dolphins	S	7	4	3	0.0	0.0	0	0	1	0	0	0	0	1	0	0	0	0	0	0	0	0	0	0	W	23-20		
10/31	at Seahawks	S	6	5	1	2.0	24.0	4	31	2	0	0	0	0	0	0	0	0	0	0	0	0	0	0	0	L	7-31		
11/07	Bills	S	8	8	0	1.0	10.0	2	13	1	1	11	11	0	1	0	1	0	0	0	0	0	0	0	0	W	9-6		
11/14	at Colts	S	2	2	0	0.0	0.0	0	0	3	0	0	0	0	0	0	0	0	0	0	0	0	0	0	0	L	17-23		
11/21	49ers	S	10	4	6	0.0	0.0	1	0	0	0	0	0	0	0	1	0	0	0	0	0	0	0	0	0	L	10-30		
11/28	Falcons	S	3	2	1	0.0	0.0	0	0	0	0	0	0	0	0	0	0	0	0	0	0	0	0	0	0	L	14-21		
12/05	at Rams	S	2	0	2	0.0	0.0	0	0	0	0	0	0	0	0	0	0	0	0	0	0	0	0	0	0	L	7-37		
12/12	at Titans	S	2	2	0	0.0	0.0	0	0	0	0	0	0	0	0	0	0	0	0	0	0	0	0	0	0	L	0-20		
12/19	Texans	P	2	2	0	0.0	0.0	0	0	0	0	0	0	0	0	0	0	0	0	0	0	0	0	0	0	L	16-30		
12/26	at Jets										RESERVE/COVID-19																L	21-26	
01/02	at Patriots	S	7	4	3	0.0	0.0	1	1	0	0	0	0	0	0	0	0	0	0	0	0	0	0	0	0	0	L	10-50	
01/09	Colts	S	4	3	1	2.0	18.0	2	18	2	0	0	0	0	0	0	0	0	0	0	0	0	0	0	0	W	26-11		
2021 TOTALS			16-15	71	46	25	7.5	70.0	12	81	14	1	11	11	0	4	1	1	0	0	0	0	0	0	0	0	0	3-14	





ISRAEL ANTWINE | 93

POSITION: DEFENSIVE LINEMAN
HT: 6-3 | **WT:** 309 | **DOB:** 3-27-2000
COLLEGE: OKLAHOMA STATE
HOMETOWN: OKLAHOMA CITY, OK
ACQ: FA-'22
EXP: R

 @IsraelAntwine

KEY TRANSACTIONS

- Originally signed by Jacksonville as a rookie free agent on 5/2/22

COLLEGE

- Played in 46 games and started 36 times in career... Played his freshman season at Colorado before transferring to Oklahoma State... Recorded at least 20 tackles in each of his final three seasons

PERSONAL

- Son of Dwayne Antwine and Carmencita McConnell
- Majored in university studies and marketing communications
- Competed in powerlifting in high school and won the state title in the deadlift his senior year at 660 pounds
- Favorite musical artist is Eminem

		ISRAEL ANTWINE'S COLLEGE DEFENSIVE STATISTICS															
		TACKLES								INTERCEPTIONS					FUMBLES		
DATE	TEAM	TK	S	A	TFL	YDS	SK	YDS	QBH	NO	YDS	LG	TD	PD	FF	FR	YDS
2019	Okla. State	25	14	11	4	19	2.5	18	4	0	0	0	0	0	0	1	0
2020	Okla. State	20	9	11	5	8	0.5	2	2	0	0	0	0	0	1	0	0
2021	Okla. State	20	6	14	4	16	3.0	11	2	0	0	0	0	0	0	0	0
COLLEGE TOTALS		65	29	36	13	43	6.0	31	8	0	0	0	0	0	1	1	0





RYQUELL ARMSTEAD | 23

POSITION: RUNNING BACK
HT: 5-11 | **WT:** 220 | **DOB:** 10-30-1996
COLLEGE: TEMPLE
HOMETOWN: MILLVILLE, N.J.
ACQ: PS (G.B.)-'21
EXP: 3rd YEAR

@track_chaser
 @qtg25

KEY TRANSACTIONS

- Originally drafted by Jacksonville in the fifth round (140th overall) of the 2019 draft
- Claimed off of waivers by New York Giants on 5/18/21
- Signed to New Orleans' practice squad on 10/6/21
- Signed to Green Bay's practice squad on 11/3/21
- Signed to Jacksonville's active roster on 12/22/21

PRO

2021 (Jaguars)

- **1/9 vs. IND:** Saw action at running back and special teams... Recorded nine rushes for 52 yards including a 26-yard run... Also had two receptions for 10 yards
- **1/2 at N.E.:** Saw action at running back and on special teams... Carried the ball six times for 28 yards and had one reception for 6 yards
- **12/26 at NYJ:** Inactive
- Spent time with the Giants, Saints and Packers practice squad

2019 (Jaguars)

- Played in 16 games and recorded 35 rushes for 108 yards and caught 14 passes for 144 yards and two touchdowns

COLLEGE

- Appeared in 47 games for Temple and rushed for 2,812 yards and 34 touchdowns and caught 29 passes for 175 yards
- Ranks No. 4 on Temple's career rushing yards list (2,812)
- Ranks No. 3 on Temple's career rushing touchdowns list (34)

PERSONAL

- Parents are Tara Armstead and Rynell Lawrence
- Has a sister Rachell Armstead, a hurdler on the Temple track and field team and brother Rynell Lawrence Jr.
- List of favorites include: SportsCenter (TV show), The Replacements (movie), and tacos (food) ... Adult and organizational development major

RYQUELL ARMSTEAD'S NFL REGULAR SEASON RUSHING/RECEIVING STATISTICS

DATE	TEAM	RUSHING								RECEIVING				
		GP	GS	NO.	YDS.	AVG.	LG	TD	NO.	YDS.	AVG.	LG	TD	
2019	Jaguars	16	1	35	108	3.1	16	0	14	144	10.3	31	2	
2021	Saints	0	0	0	0	0.0	0	0	0	0	0.0	0	0	
Went from New Orleans to Green Bay.														
2021	Packers	0	0	0	0	0.0	0	0	0	0	0.0	0	0	
Went from Green Bay to Jacksonville.														
2021	Jaguars	2	0	15	80	5.3	26	0	3	16	5.3	9	0	
2021	TOTAL	2	0	15	80	5.3	26	0	3	16	5.3	9	0	
NFL TOTALS		18	1	50	188	3.8	26	0	17	160	9.4	31	2	

SINGLE-GAME HIGHS: RUSHING/RECEIVING

Rush Attempts	10 vs. Indianapolis Colts, Dec 29, 2019 9 vs. Indianapolis Colts, Jan 09, 2022	Longest Receptions	31 vs. Houston Texans, Nov 03, 2019 24 vs. Indianapolis Colts, Dec 29, 2019
Rushing Yards	52 vs. Indianapolis Colts, Jan 09, 2022 42 at Denver Broncos, Sep 29, 2019	Receiving TDs	1 vs. Indianapolis Colts, Dec 29, 2019 1 at Denver Broncos, Sep 29, 2019
Rushing Average	5.8 vs. Indianapolis Colts, Jan 09, 2022 5.3 at Denver Broncos, Sep 29, 2019	All-Purpose Yards	85 vs. Indianapolis Colts, Dec 29, 2019 65 vs. Houston Texans, Nov 03, 2019
Longest Runs	26 vs. Indianapolis Colts, Jan 09, 2022 16 at Denver Broncos, Sep 29, 2019	Special Teams Tackles	1 at Atlanta Falcons, Dec 22, 2019
Receptions	5 vs. Indianapolis Colts, Dec 29, 2019 5 vs. Houston Texans, Nov 03, 2019	Most TDs	1 vs. Indianapolis Colts, Dec 29, 2019 1 at Denver Broncos, Sep 29, 2019
Receiving Yards	65 vs. Houston Texans, Nov 03, 2019 52 vs. Indianapolis Colts, Dec 29, 2019	Miscellaneous Tackles	1 vs. Indianapolis Colts, Dec 29, 2019 1 at Carolina Panthers, Oct 06, 2019
Receiving Average	13.0 vs. Houston Texans, Nov 03, 2019 10.4 vs. Indianapolis Colts, Dec 29, 2019		





DAN ARNOLD | 85

POSITION: TIGHT END
HT: 6-6 | **WT:** 240 | **DOB:** 3-15-1995
COLLEGE: WISCONSIN-PLATTEVILLE
HOMETOWN: JANESVILLE, WISC.
ACQ: T (CAR)-'21
EXP: 5th YEAR

@1darnold
 @danarnold_85

KEY TRANSACTIONS

- Signed as an undrafted free agent by New Orleans on 6/5/17
- Signed to the Saints practice squad on 9/1/19
- Claimed off waivers by Arizona on 12/5/19
- Signed as a free agent with Carolina on 3/22/21
- Traded to Jacksonville on 9/27/21

PRO

2021 (Panthers & Jaguars)

- Finished the 2021 campaign with 35 receptions for 408 yards in 11 games
- **10/31 at SEA:** Started at tight end for the first time as a Jaguar and led the team with a career-high eight receptions for 68 yards
- **9/30 at CIN:** Recorded two catches for 29 yards including a 17-yard reception in his Jaguars debut
- In three games with Carolina, registered seven receptions for 84 yards

2020 (Cardinals)

- Played in 16 games with five starts, recording career highs in receptions (31), yards (438) and touchdowns (438)
- **12/6 vs. LAR:** Recorded two receptions for 61 yards and two touchdowns, including a career-long 59-yard TD
- **12/13 at NYG:** Caught a touchdown in back-to-back games as he finished with two receptions for 27 yards and one touchdown

2019 (Saints & Cardinals)

- Spent first half of 2019 season on New Orleans practice squad... Promoted and played in two games for the Saints before being waived... Signed by Arizona and saw action in three games, making six catches for 102 yards and two touchdowns

2018 (Saints)

- Played in 10 games for New Orleans in 2018... Had 12 receptions for 150 yards and one touchdown

2017 (Saints)

- Spent 2017 season on injured reserve with the Saints

COLLEGE

- Played at Division III University of Wisconsin-Platteville for four seasons (2013-16)
- Had 2,097 receiving yards in final two seasons
- Won the conference championship in indoor 60-meter hurdles

PERSONAL

- Went to Shanley High School in Fargo, N.D.
- Has a dog named Nola
- Considers himself a car enthusiast
- His favorite holiday is 4th of July

DAN ARNOLD'S NFL REGULAR SEASON RUSHING/RECEIVING STATISTICS

DATE	TEAM	GP	GS	RECEIVING					RUSHING				
				NO.	YDS.	AVG.	LG	TD	NO.	YDS.	AVG.	LG	TD
2018	Saints	10	1	12	150	12.5	25t	1	0	0	0.0	0	0
2019	Saints	2	0	2	25	12.5	19	0	0	0	0.0	0	0
				Went from New Orleans to Arizona .									
2019	Cardinals	3	1	6	102	17.0	37	2	0	0	0.0	0	0
2019	TOTAL	5	1	8	127	15.9	37	2	0	0	0.0	0	0
2020	Cardinals	16	5	31	438	14.1	59t	4	0	0	0.0	0	0
2021	Panthers	3	1	7	84	12.0	19	0	0	0	0.0	0	0
				Went from Carolina to Jacksonville .									
2021	Jaguars	8	4	28	324	11.6	28	0	0	0	0.0	0	0
2021	TOTAL	11	5	35	408	11.7	28	0	0	0	0.0	0	0
NFL TOTALS		42	12	86	1,123	13.1	59T	7	0	0	0.0	0	0

DAN ARNOLD'S NFL POSTSEASON RUSHING/RECEIVING STATISTICS

DATE	TEAM	GP	GS	RECEIVING					RUSHING				
				NO.	YDS.	AVG.	LG	TD	NO.	YDS.	AVG.	LG	TD
2018	Saints	1	0	0	0	0.0	0	0	0	0	0.0	0	0
NFL TOTALS		1	0	0	0	0.0	0	0	0	0	0.0	0	0



DAN ARNOLD'S NFL REGULAR SEASON RETURN STATISTICS

DATE	TEAM	KICKOFF RETURNS					PUNT RETURNS					
		RET.	YDS.	AVG.	LG	TD	NO.	FC	YDS.	AVG.	LG	TD
2018	Saints	0	0	0.0	0	0	0	0	0	0.0	0	0
2019	Saints	0	0	0.0	0	0	0	0	0	0.0	0	0
Went from New Orleans to Arizona .												
2019	Cardinals	0	0	0.0	0	0	0	0	0	0.0	0	0
2019	TOTAL	0	0	0.0	0	0	0	0	0	0.0	0	0
2020	Cardinals	0	0	0.0	0	0	0	0	0	0.0	0	0
2021	Panthers	0	0	0.0	0	0	0	0	0	0.0	0	0
Went from Carolina to Jacksonville .												
2021	Jaguars	1	13	13.0	13	0	0	0	0	0.0	0	0
2021	TOTAL	1	13	13.0	13	0	0	0	0	0.0	0	0
NFL TOTALS		1	13	13.0	13	0	0	0	0	0.0	0	0

DAN ARNOLD'S NFL POSTSEASON RETURN STATISTICS

DATE	TEAM	KICKOFF RETURNS					PUNT RETURNS					
		RET.	YDS.	AVG.	LG	TD	NO.	FC	YDS.	AVG.	LG	TD
2018	Saints	0	0	0.0	0	0	0	0	0	0.0	0	0
NFL TOTALS		0	0	0.0	0	0	0	0	0	0.0	0	0

SINGLE-GAME HIGHS: RUSHING/RECEIVING

Receptions	8 at Seattle Seahawks, Oct 31, 2021 6 vs. Tennessee Titans, Oct 10, 2021	All-Purpose Yards	81 at Seattle Seahawks, Oct 31, 2021 76 at Los Angeles Rams, Dec 29, 2019
Receiving Yards	76 at Los Angeles Rams, Dec 29, 2019 68 at Seattle Seahawks, Oct 31, 2021	Kickoff Returns	1 at Seattle Seahawks, Oct 31, 2021
Receiving Average	19.0 at Los Angeles Rams, Dec 29, 2019 18.3 vs. New Orleans Saints, Sep 19, 2021	Kickoff Return Yards	13 at Seattle Seahawks, Oct 31, 2021
Longest Receptions	59t vs. Los Angeles Rams, Dec 06, 2020 41 vs. Seattle Seahawks, Oct 25, 2020	Longest Kickoff Return	13 at Seattle Seahawks, Oct 31, 2021
Receiving TDs	2 vs. Los Angeles Rams, Dec 06, 2020 1 at New York Giants, Dec 13, 2020 ...4 more at 1.	Most TDs	2 vs. Los Angeles Rams, Dec 06, 2020 1 at New York Giants, Dec 13, 2020 ...4 more at 1.

2021 GAME-BY-GAME REGULAR-SEASON STATISTICS (PANTHERS/JAGUARS)

DATE	OPPONENT	P/S	RECEIVING					RUSHING					W/L	SCORE
			NO.	YDS.	AVG.	LG	TD	NO.	YDS.	AVG.	LG	TD		
09/12	Jets	S	2	6	3.0	5	0	0	0	0.0	0	0	W	19-14
09/19	Saints	P	3	55	18.3	19	0	0	0	0.0	0	0	W	26-7
09/23	at Texans	P	2	23	11.5	12	0	0	0	0.0	0	0	W	24-9
Went from Panthers to Jaguars .														
09/30	at Bengals	P	2	29	14.5	17	0	0	0	0.0	0	0	L	21-24
10/10	Titans	P	6	64	10.7	18	0	0	0	0.0	0	0	L	19-37
10/17	Dolphins	P	2	27	13.5	19	0	0	0	0.0	0	0	W	23-20
10/31	at Seahawks	S	8	68	8.5	11	0	0	0	0.0	0	0	L	7-31
11/07	Bills	S	4	60	15.0	28	0	0	0	0.0	0	0	W	9-6
11/14	at Colts	P	5	67	13.4	24	0	0	0	0.0	0	0	L	17-23
11/21	49ers	S	0	0	0.0	0	0	0	0	0.0	0	0	L	10-30
11/28	Falcons	S	1	9	9.0	9	0	0	0	0.0	0	0	L	14-21
12/05	at Rams												L	7-37
12/12	at Titans												L	0-20
12/19	Texans												L	16-30
12/26	at Jets												L	21-26
01/02	at Patriots												L	10-50
01/09	Colts												W	26-11
2021 TOTALS		11-5	35	408	11.7	28	0	0	0	0.0	0	0	6-11	





KEVIN AUSTIN JR. | 80

POSITION: WIDE RECEIVER

HT: 6-2 | WT: 200 | DOB: 3-30-2000

COLLEGE: NOTRE DAME

HOMETOWN: FORT LAUDERDALE, FLA.

ACQ: FA-'22

EXP: R

@Ka_szn

@ka_szn

KEY TRANSACTIONS

- Originally signed by Jacksonville as a rookie free agent on 5/2/22

COLLEGE

- In 2021, collected a career-high 91 yards on four catches in the season-opener at Florida State, including a 37-yard reception for his first Irish touchdown in the third quarter
- Set a career-high with six receptions in the win over Wisconsin last season... Finished the game with 78 yards and two touchdowns... First multiple touchdown game of his career

PERSONAL

- Registered 35 receptions for 761 yards and 11 TDs, and rushed 38 times for 390 yards and two TDs as a senior at North Broward Prep
- Selected to participate in Nike's 2017 "The Opening" in Beaverton, Oregon
- Participated in the 24th annual Miami-Dade County North vs. South All-Star Game and the 63rd North/South All-Star Football Classic
- Attended North Broward Prep in Coconut Creek, Fla.
- Favorite musical artist is Kodak Black

KEVIN AUSTIN'S COLLEGE RUSHING/RECEIVING STATISTICS

DATE	TEAM	GP	GS	RECEIVING					RUSHING				
				NO.	YDS	AVG	LG	TD	NO.	YDS.	AVG.	LG	TD
2018	Notre Dame	11	0	5	90	18.0	38	0	0	0	0	0	0
2020	Notre Dame	2	0	1	18	18.0	18	0	0	0	0	0	0
2021	Notre Dame	13	13	48	888	18.5	70	7	1	8	8.0	8	0
COLLEGE TOTALS		26	13	54	996	18.4	70	7	1	8	8.0	8	0





BEN BARTCH | 78

POSITION: OFFENSIVE LINEMAN
HT: 6-6 | **WT:** 315 | **DOB:** 7-22-1998
COLLEGE: ST. JOHN'S (MINN.)
HOMETOWN: DAYTON, ORE.
ACQ: D4-'20
EXP: 3rd YEAR

KEY TRANSACTIONS

- Originally drafted by Jacksonville in the fourth round (116th overall) of the 2020 draft

PRO

2021 (Jaguars)

- Placed on the Reserve/COVID-19 list on 12/24... Activated from the Reserve/COVID-19 list on 1/6
- 1/9 vs. IND:** Started at right guard and played 58 offensive snaps... Briefly left the game with an ankle injury in the first quarter and returned to finish the game
- 12/19 vs. HOU:** Started at right guard and played all 70 offensive snaps
- 12/12 at TEN:** Started at right guard and played all 55 offensive snaps
- 12/5 at LAR:** Started at right guard... Left the game in the fourth quarter with a back injury
- 11/28 vs. ATL:** Started at right guard and played all 73 offensive snaps
- 11/21 vs. S.F.:** Started at right guard and played all 46 offensive snaps
- 11/14 at IND:** Started at right guard and played all 66 offensive snaps
- 11/7 vs. BUF:** Started at right guard and played all 61 offensive snaps
- 10/31 at SEA:** Started at right guard and played all 76 offensive snaps
- 10/17 vs. MIA:** Started at right guard and played 24 snaps... Left the game in the second quarter with a concussion
- 10/10 vs. TEN:** Started at right guard and helped RB James Robinson rush for a career-high 149 yards
- 9/30 at CIN:** Played 35 snaps at right guard after replacing A.J. Cann who exited the game in the second quarter
- 9/26 vs. ARI:** Saw action at left guard after replacing Andrew Norwell who briefly exited the game in the second quarter with an ankle injury... Helped the offense rush for 159 yards on 29 attempts
- 9/19 vs. DEN:** Played 20 snaps at right guard after replacing A.J. Cann... Also saw action on special teams
- 9/12 at HOU:** Saw action on special teams

2020 (Jaguars)

- Saw action in 13 games as a rookie on the offensive line, making one start... Part of an offensive line that helped rookie RB James Robinson tally the most scrimmage yards (1,414), and the second-most rushing yards (1,070), by an undrafted rookie in NFL history
- 10/18 vs. DET:** Saw action at right guard after OL A.J. Cann exited the game with a shoulder injury and on special teams
- 12/13 vs. TEN:** Made his first career start at left guard

COLLEGE

- Began his collegiate career as a tight end prior to moving to left tackle
- Started 14 games at left tackle as a senior and earned First-Team All-Minnesota Intercollegiate Athletic Conference honors and was named a Division III All-American
- Became the first player from St. John's (Minn.) drafted since 1974 and the first player to be drafted from the Minnesota Intercollegiate Athletic Conference since 2003
- Also competed on St. John's track and field team in shot put and the discus
- Named to the 2019 Allstate American Football Coaches Association (AFCA) Good Works Team, an award established to recognize a select group of college football players who have made a commitment to service and enriching the lives of others

PERSONAL

- In an effort to gain weight after moving to the offensive line, consumed a protein shake daily of seven scrambled eggs, a tub of cottage cheese, quick grits, peanut butter, bananas and gatorade while in college
- Studied in South Africa during the spring of 2019, where he served as a computer lab tutor for children ages kindergarten-seventh grade at Seyisi Primary School (New Brighton, South Africa)
- Volunteered with Catholic Charities' Meals on Wheels in fall of 2018 in nearby St. Joseph, Minn. and served as an after-school tutor for a sixth-grade student at All Saints Academy
- Volunteered at Newman, the Roman Catholic parish at the University of Wisconsin-Eau Claire's Ecumenical Religious Center, in 2017 and 2018 when visiting his grandmother during breaks in the academic year
- Majored in psychology and has an interest in sports psychology and mental skills training
- Favorite rock band is Led Zeppelin

BEN BARTCH'S NFL REGULAR SEASON STATISTICS

DATE	TEAM	GP	GS
2020	Jaguars	13	1
2021	Jaguars	15	11
NFL TOTALS		28	12



2021 GAME-BY-GAME REGULAR-SEASON STATISTICS (JAGUARS)

DATE	OPPONENT	P/S		W/L	SCORE
09/12	at Texans	P		L	21-37
09/19	Broncos	P		L	13-23
09/26	Cardinals	P		L	19-31
09/30	at Bengals	P		L	21-24
10/10	Titans	S		L	19-37
10/17	Dolphins	S		W	23-20
10/31	at Seahawks	S		L	7-31
11/07	Bills	S		W	9-6
11/14	at Colts	S		L	17-23
11/21	49ers	S		L	10-30
11/28	Falcons	S		L	14-21
12/05	at Rams	S		L	7-37
12/12	at Titans	S		L	0-20
12/19	Texans	S		L	16-30
12/26	at Jets		RESERVE/COVID-19	L	21-26
01/02	at Patriots		RESERVE/COVID-19	L	10-50
01/09	Colts	S		W	26-11
2021 TOTALS		15-11		3-14	





C.J. BEATHARD | 3

POSITION: QUARTERBACK

HT: 6-2 | WT: 215 | DOB: 11-16-1993

COLLEGE: IOWA

HOMETOWN: FRANKLIN, TENN.

ACQ: UFA (S.F.)-'21

EXP: 6th YEAR

@cjbeathard

@ceejaybeat_hard

KEY TRANSACTIONS

- Originally drafted by San Francisco in the third round (107th overall) in the 2017 Draft
- Signed by Jacksonville as an unrestricted free agent on 3/24/21

PRO

2021 (Jaguars)

- Appeared in two games in 2021
- **11/7 vs. BUF:** Replaced QB Trevor Lawrence in the second quarter after Lawrence briefly left the game with an ankle injury... Finished the game 2-of-2 for 33 yards

2020 (49ers)

- Appeared in six games (two starts) and completed 66 of 104 attempts for 787 yards and six TDs.

2019 (49ers)

- Did not play

2018 (49ers)

- Played in six games (five starts) and completed 102 of 169 attempts for 1,252 yards and eight TDs
- **9/30 at LAC:** Completed 23 of 37 attempts for 298 yards and tied his career high with two TDs

2017 (49ers)

- Played in seven games (five starts) and completed 123 of 224 attempts for 1,430 yards and four TDs. Set the single-season franchise record for attempts (224), completions (123) and passing yards (1,430) by a rookie quarterback
- Added 26 carries for 136 yards and three TDs rushing
- His three rushing TDs set the single-season franchise record for rushing TDs by a rookie quarterback

COLLEGE

- In four seasons with Iowa, played in 41 games (28 starts) and completed 454 of 782 attempts for 5,562 yards, 40 TDs and 19 INTs
- Finished his collegiate career ranked sixth in school history in career TD passes (40), seventh in completions (454) and attempts (782) and eighth in passing yards (5,562)
- In 2016, was named a captain and earned Academic All-Big Ten and honorable mention All-Big Ten honors
- As a junior, was named the team's Most Valuable Player (offense) and was named a captain
- Also earned Second-Team All-Big Ten honors, the "Extra Heartbeat" Award (offense) and Players' Choice Award (offense)

PERSONAL

- Attended Battle Ground Academy (Franklin, Tenn.) and led the state of Tennessee in passing yards, completions and TDs as a junior and senior
- Earned first-team all-state honors and was runner-up for "Mr. Football Award" in Tennessee as a senior
- Named first-team all-region and region MVP as a junior and senior
- Four-year letterman in both football and baseball
- Born Casey Jarrett Beathard
- Majored in leisure studies (recreation and sport business) at Iowa
- Has one daughter named Lyla

C.J. BEATHARD'S NFL REGULAR SEASON PASSING STATISTICS

DATE	TEAM	GP	GS	ATT.	CMP.	PCT.	YDS	AVG.	TD	INT.	LG	SK	LST	RATE
2017	49ers	7	5	224	123	54.9	1,430	6.4	4	6	83t	19	141	69.2
2018	49ers	6	5	169	102	60.4	1,252	7.4	8	7	82t	18	156	81.8
2019	49ers	0	0	0	0	0.0	0	0.0	0	0	0	0	0	0.0
2020	49ers	6	2	104	66	63.5	787	7.6	6	0	49t	9	71	105.7
2021	Jaguars	2	0	2	2	100.0	33	16.5	0	0	28	0	0	118.8
TOTALS		21	12	499	293	58.7	3,502	7.0	18	13	83T	46	368	81.4

C.J. BEATHARD'S NFL POSTSEASON PASSING STATISTICS

DATE	TEAM	GP	GS	ATT.	CMP.	PCT.	YDS	AVG.	TD	INT.	LG	SK	LST	RATE
2019	49ers	0	0	0	0	0.0	0	0.0	0	0	0	0	0	0.0
TOTALS		0	0	0	0	0.0	0	0.0	0	0	0	0	0	0.0



C.J. BEATHARD'S NFL REGULAR SEASON RUSHING STATISTICS

DATE	TEAM	NO.	YDS.	AVG.	LG	TD
2017	49ers	26	136	5.2	16	3
2018	49ers	19	69	3.6	13	1
2019	49ers	0	0	0.0	0	0
2020	49ers	6	28	4.7	17	0
2021	Jaguars	1	2	2.0	2	0
TOTALS		52	235	4.5	17	4

C.J. BEATHARD'S NFL POSTSEASON RUSHING STATISTICS

DATE	TEAM	NO.	YDS.	AVG.	LG	TD
2019	49ers	0	0	0.0	0	0
TOTALS		0	0	0.0	0	0

C.J. BEATHARD'S NFL REGULAR SEASON PASSING/RUSHING STATISTICS

DATE	TEAM	GP	GS	PASSING											RUSHING				
				ATT.	CMP.	PCT.	YDS	AVG.	TD	INT.	LG	SK	LST	RATE	NO.	YDS.	AVG.	LG	TD
2017	49ers	7	5	224	123	54.9	1,430	6.4	4	6	83t	19	141	69.2	26	136	5.2	16	3
2018	49ers	6	5	169	102	60.4	1,252	7.4	8	7	82t	18	156	81.8	19	69	3.6	13	1
2019	49ers	0	0	0	0	0.0	0	0.0	0	0	0	0	0	0.0	0	0	0.0	0	0
2020	49ers	6	2	104	66	63.5	787	7.6	6	0	49t	9	71	105.7	6	28	4.7	17	0
2021	Jaguars	2	0	2	2	100.0	33	16.5	0	0	28	0	0	118.8	1	2	2.0	2	0
TOTALS		21	12	499	293	58.7	3,502	7.0	18	13	83T	46	368	81.4	52	235	4.5	17	4

C.J. BEATHARD'S NFL POSTSEASON PASSING/RUSHING STATISTICS

DATE	TEAM	GP	GS	PASSING											RUSHING				
				ATT.	CMP.	PCT.	YDS	AVG.	TD	INT.	LG	SK	LST	RATE	NO.	YDS.	AVG.	LG	TD
2019	49ers	0	0	0	0	0.0	0	0.0	0	0	0	0	0	0.0	0	0	0.0	0	0
TOTALS		0	0	0	0	0.0	0	0.0	0	0	0	0	0	0.0	0	0	0.0	0	0

SINGLE-GAME HIGHS: QUARTERBACK

Pass Attempts	54 vs. Arizona Cardinals, Oct 07, 2018 51 vs. Arizona Cardinals, Nov 05, 2017	Passer Rating	125.4 at Arizona Cardinals, Dec 26, 2020 123.4 vs. New York Giants, Nov 12, 2017
Pass Completions	34 vs. Arizona Cardinals, Oct 07, 2018 25 vs. Seattle Seahawks, Jan 03, 2021	Rush Attempts	7 at Los Angeles Chargers, Sep 30, 2018 6 vs. Seattle Seahawks, Nov 26, 2017 ...1 more at 6.
Yards Passing	349 vs. Arizona Cardinals, Oct 07, 2018 298 at Los Angeles Chargers, Sep 30, 2018	Rushing Yards	40 at Philadelphia Eagles, Oct 29, 2017 30 vs. Dallas Cowboys, Oct 22, 2017
TD Passes	3 at Arizona Cardinals, Dec 26, 2020 2 at Green Bay Packers, Oct 15, 2018 ...3 more at 2.	Rushing Average	2.7 at Los Angeles Chargers, Sep 30, 2018 17 at Arizona Cardinals, Dec 26, 2020
Long Passes	83t vs. New York Giants, Nov 12, 2017 82t at Los Angeles Chargers, Sep 30, 2018	Longest Runs	16 vs. Dallas Cowboys, Oct 22, 2017 1 vs. Arizona Cardinals, Oct 07, 2018
Completion Percentage	76.0 vs. New York Giants, Nov 12, 2017 73.7 vs. Philadelphia Eagles, Oct 04, 2020	Rushing TDs	1 vs. New York Giants, Nov 12, 2017 ...2 more at 1.

300-YARD PASSING GAMES (1): REGULAR SEASON

DATE	TEAM	NO.	YDS.	AVG.	LG	TD
10/07/18	CARDINALS	34	349	10.3	45	2



2021 GAME-BY-GAME REGULAR-SEASON STATISTICS (JAGUARS)

DATE	OPPONENT	P/S	PASSING											RUSHING				W/L	SCORE		
			ATT	CMP	YDS	PCT	Y/A	Y/C	TD	INT	LG	SK/YD	RATE	ATT	YDS	LG	TD				
09/12	at Texans																			L	21-37
09/19	Broncos																			L	13-23
09/26	Cardinals																			L	19-31
09/30	at Bengals																			L	21-24
10/10	Titans																			L	19-37
10/17	Dolphins																			W	23-20
10/31	at Seahawks																			L	7-31
11/07	Bills	P	2	2	33	100.0	16.5	16.5	0	0	28	0/0	118.8	0	0	0	0	0	0	W	9-6
11/14	at Colts																			L	17-23
11/21	49ers																			L	10-30
11/28	Falcons																			L	14-21
12/05	at Rams	P	0	0	0	0.0	0.0	0.0	0	0	0	0/0	0.0	1	2	2	0	0	0	L	7-37
12/12	at Titans																			L	0-20
12/19	Texans																			L	16-30
12/26	at Jets																			L	21-26
01/02	at Patriots																			L	10-50
01/09	Colts																			W	26-11
2021 TOTALS			2-0	2	2	33	100.0	16.5	16.5	0	0	28	0/0	118.8	1	2	2	0	3-14		





RASHOD BERRY | 56

POSITION: OUTSIDE LINEBACKER

HT: 6-4 | **WT:** 255 | **DOB:** 10-14-1996

COLLEGE: OHIO STATE

HOMETOWN: LORAIN, OHIO

ACQ: W (DET)-'22

EXP: 3rd YEAR

@Shoddieslime_13

@shoddieslime_13

KEY TRANSACTIONS

- Originally signed by New England as a rookie free agent on 4/27/20
- Signed by Detroit as a free agent on 8/18/21
- Claimed off of waivers by Jacksonville on 5/11/22

PRO

2021 (Lions)

- Appeared in five games and recorded two tackles (one solo) and one QB hit

2020 (Patriots)

- Appeared in three games and recorded one tackle

COLLEGE

- Recorded 17 receptions for 198 yards and four touchdowns in 48 games played
- Played tight end at Ohio State for four seasons
- In 2018 as a junior, recorded nine receptions for 78 yards and two touchdowns

PERSONAL

- Two-time all-state honoree at Lorain High School in Ohio
- Lettered in football and basketball in high school

RASHOD BERRY'S NFL REGULAR SEASON DEFENSIVE STATISTICS

DATE	TEAM	GP	GS	TACKLES							INTERCEPTIONS					O. FUMB				ST				MISC			
				TK	S	A	TFL	YDS	SK	YDS	QBH	NO	YDS	LG	TD	PD	FF	FR	TD	YDS	TK	S	A	FF	FR	S	A
2020	Patriots	3	0	1	1	0	0	0	0.0	0.0	0	0	0	0	0	0	0	0	0	0	0	0	0	0	0	0	0
2021	Lions	5	0	3	2	1	0	0	0.0	0.0	1	0	0	0	0	0	0	0	0	0	0	0	0	0	0	0	0
NFL TOTALS		8	0	4	3	1	0	0	0.0	0.0	1	0	0	0	0	0	0	0	0	0	0	0	0	0	0	0	0

RASHOD BERRY'S NFL REGULAR SEASON RUSHING/RECEIVING STATISTICS

DATE	TEAM	GP	GS	RECEIVING					RUSHING				
				NO.	YDS.	AVG.	LG	TD	NO.	YDS.	AVG.	LG	TD
2020	Patriots	3	0	0	0	0.0	0	0	0	0	0	0	0
2021	Lions	5	0	0	0	0.0	0	0	0	0	0	0	0
NFL TOTALS		8	0	0	0	0.0	0	0	0	0	0	0	0

RASHOD BERRY'S NFL REGULAR SEASON RETURN STATISTICS

DATE	TEAM	KICKOFF RETURNS					PUNT RETURNS					
		RET.	YDS.	AVG.	LG	TD	NO.	FC	YDS.	AVG.	LG	TD
2020	Patriots	0	0	0.0	0	0	0	0	0	0.0	0	0
2021	Lions	0	0	0.0	0	0	0	0	0	0.0	0	0
NFL TOTALS		0	0	0.0	0	0	0	0	0	0.0	0	0

SINGLE-GAME HIGHS: DEFENSIVE

Total Tackles 2 vs. Green Bay Packers, Jan 09, 2022
1 vs. Arizona Cardinals, Dec 19, 2021
...1 more at 1.

Solo Tackles 1 vs. Green Bay Packers, Jan 09, 2022
1 vs. Arizona Cardinals, Dec 19, 2021
...1 more at 1.



2021 GAME-BY-GAME REGULAR-SEASON STATISTICS (LIONS)

DATE	OPPONENT	P/S	TACKLES							INTERCEPTIONS				O. FUMB				ST				MISC		W/L	SCORE			
			TK	S	A	SK	YDS	TFL	YDS	QBH	NO	YDS	LG	TD	PD	FF	FR	TD	YDS	TK	S	A	FF			FR	S	A
10/10	at Vikings																									L	17-19	
10/17	Bengals																									L	11-34	
10/24	at Rams																									L	19-28	
10/31	Eagles																									L	6-44	
11/14	at Steelers																									T	16-16	
11/21	at Browns																									L	10-13	
11/25	Bears																									L	14-16	
12/05	Vikings	P	0	0	0	0.0	0.0	0	0	0	0	0	0	0	0	0	0	0	0	0	0	0	0	0	0	0	W	29-27
12/12	at Broncos	P	0	0	0	0.0	0.0	0	0	0	0	0	0	0	0	0	0	0	0	0	0	0	0	0	0	0	L	10-38
12/19	Cardinals	P	1	1	0	0.0	0.0	0	0	0	0	0	0	0	0	0	0	0	0	0	0	0	0	0	0	0	W	30-12
12/26	at Falcons	P	0	0	0	0.0	0.0	0	0	1	0	0	0	0	0	0	0	0	0	0	0	0	0	0	0	0	L	16-20
01/02	at Seahawks																									L	29-51	
01/09	Packers	P	2	1	1	0.0	0.0	0	0	0	0	0	0	0	0	0	0	0	0	0	0	0	0	0	0	0	W	37-30
2021 TOTALS			5-0	3	2	1	0.0	0.0	0	0	1	0	0	0	0	0	0	0	0	0	0	0	0	0	0	0	3-9-1	

2021 GAME-BY-GAME REGULAR-SEASON STATISTICS (LIONS)



DATE	OPPONENT	P/S	RECEIVING					RUSHING					W/L/T	SCORE		
			NO.	YDS.	AVG.	LG	TD	NO.	YDS.	AVG.	LG	TD				
10/10	at Vikings														L	17-19
10/17	Bengals														L	11-34
10/24	at Rams														L	19-28
10/31	Eagles														L	6-44
11/14	at Steelers														T	16-16
11/21	at Browns														L	10-13
11/25	Bears														L	14-16
12/05	Vikings	P	0	0	0.0	0	0	0	0	0.0	0	0	0	0	W	29-27
12/12	at Broncos	P	0	0	0.0	0	0	0	0	0.0	0	0	0	L	10-38	
12/19	Cardinals	P	0	0	0.0	0	0	0	0	0.0	0	0	0	W	30-12	
12/26	at Falcons	P	0	0	0.0	0	0	0	0	0.0	0	0	0	L	16-20	
01/02	at Seahawks														L	29-51
01/09	Packers	P	0	0	0.0	0	0	0	0	0.0	0	0	0	W	37-30	
2021 TOTALS			5-0	0	0	0.0	0	0	0	0.0	0	0	0	0	3-9-1	





NAZ BOHANNON | 47

POSITION: TIGHT END
HT: 6-6 | **WT:** 228 | **DOB:** 1-22-1999
COLLEGE: CLEMSON
HOMETOWN: LORAIN, OHIO
ACQ: FA-'22
EXP: R

 @NextUp440
 @nb3three

KEY TRANSACTIONS

- Originally signed by Jacksonville as a rookie free agent on 5/16/22

COLLEGE

- Played basketball in college at Youngstown State and Clemson
- Transferred to Clemson in 2021 after playing four seasons at Youngstown State (2017-20)
- Averaged 9.4 points and 7.4 rebounds per game for his collegiate career
- One of just 22 players dating back to the 1992-93 season to post at least 1,200 points, 975 rebounds and 275 assists in a career

PERSONAL

- Named Lorain County's (hometown) Mr. Basketball after averaging 17 points, 9.5 rebounds and 4.3 assists per game in his senior season
- Lorain's all-time leading scorer with 1,385 career points with 872 career rebounds... Guided Lorain to a three-year mark of 69-8
- His favorite athlete growing up was LeBron James





MALCOM BROWN | 90

POSITION: DEFENSIVE TACKLE

HT: 6-2 | **WT:** 330 | **DOB:** 2-2-1994

COLLEGE: TEXAS

HOMETOWN: BRENHAM, TEXAS

ACQ: T (N.O.)-'21

EXP: 8th YEAR

KEY TRANSACTIONS

- Originally selected by New England in the first round (32nd overall) of the 2015 NFL draft
- Agreed to terms with New Orleans on a three-year contract on 3/14/19
- Acquired by Jacksonville in a trade with New Orleans on 3/17/21

PRO

2021 (Jaguars)

- Started in 17 games and recorded a career-high 57 total tackles and 2.0 sacks in his first season in Jacksonville
- **11/28 vs. ATL:** Started at defensive tackle and recorded five total tackles (three solo)... Played in 100th career game
- **9/12 at HOU:** Started at defensive tackle and tied a career-high with seven total tackles in his Jaguars debut

2020 (Saints)

- Started and played in 13 games, finished the year with 27 total tackles, 1.0 sack and two QB hits
- **11/15 vs. S.F.:** Started and recorded his first sack of the season along with one solo tackle
- **10/25 vs. CAR:** Started and made one solo tackle in a run-stopping effort where New Orleans allowed only 37 yards rushing on 14 carries (2.6 avg.)

2019 (Saints)

- Started all 16 games, recorded 34 tackles (18 solo), 2.0 sacks, one pass defensed and one fumble recovery
- **11/24 vs. CAR:** Recorded season-high five tackles (two solo) in the fourth quarter of come-from-behind win
- **12/29 at CAR:** Had two tackles (one solo) and one fumble recovery

2018 (Patriots)

- Appeared in 15 games with 14 starts posting 39 tackles (19 solo) and one fumble recovery
- **12/23 vs. BUF:** Made two tackles while also adding a key fumble recovery late in the third quarter that ended a scoring opportunity

2017 (Patriots)

- Started 12-of-13 regular-season games he played in and compiled 49 tackles and 2.5 sacks
- Started all three postseason contests and posted 12 tackles
- **12/3 at BUF:** Started at defensive tackle and finished second on the team with a season-high tying seven tackles, while adding a half sack in the victory
- **2/4/18 vs. PHI:** Started at defensive tackle and finished with six tackles in Super Bowl LII

2016 (Patriots)

- Played in all 16 regular-season games with 13 starts and tallied 50 tackles, 3.0 sacks, one forced fumble and one safety
- Started all three postseason contests and posted 11 tackles and 1.0 sack
- **11/13 vs. SEA:** Recorded five total tackles and one forced fumble
- **1/14/17 vs. HOU:** Sacked Brock Osweiler for a 9-yard loss in Divisional Round win

2015 (Patriots)

- Played in all 16 regular season games with 12 starts and led Patriots rookies with 48 tackles, 3.0 sacks and two fumble recoveries
- **9/10 vs. PIT:** Made NFL debut in the win starting at defensive tackle and posting his first career sack
- **11/15 at NYG:** Started at defensive tackle and posted a season-high seven tackles in the win

COLLEGE

- At Texas, started 26-of-39 games over his three-year career and finished with 165 tackles, 8.5 sacks, 29 tackles for loss, two forced fumbles, two fumble recoveries and six passes defensed
- A consensus First-Team Big-12 and All America selection as junior in 2014, became first defensive tackle to lead Longhorns in sacks (5.5) and tackles for loss (13) since 1984

PERSONAL

- Was a high school All-American at Brenham High School and was rated as the second-best defensive tackle in the nation by ESPNU
- Three-year starter who tallied 125 tackles, 66 tackles for loss, 91 quarterback hits, 24.0 sacks, nine forced fumbles and four fumble recoveries, helping Brenham post a 34-5 record over his final three seasons
- Also lettered in basketball and track and field



MALCOM BROWN'S NFL REGULAR SEASON DEFENSIVE STATISTICS

DATE	TEAM	GP	TACKLES								INTERCEPTIONS						O. FUMB				ST				MISC							
			GS	TK	S	A	TFL	YDS	SK	YDS	QBH	NO	YDS	LG	TD	PD	FF	FR	TD	YDS	TK	S	A	FF	FR	S	A					
2015	Patriots	16	12	48	31	17	6	25	3.0	17.0	5	0	0	0	0	0	0	2	0	0	0	0	0	0	0	0	0	0	0	0	0	0
2016	Patriots	16	13	50	24	26	4	28	3.0	28.0	5	0	0	0	0	0	1	0	0	0	0	0	0	0	0	0	0	0	0	0	0	
2017	Patriots	13	12	49	29	20	4	24	2.5	18.5	5	0	0	0	0	0	0	0	0	0	0	0	0	0	0	0	0	0	0	0	0	
2018	Patriots	15	14	39	19	20	0	0	0.0	0.0	1	0	0	0	0	0	0	1	0	0	0	0	0	0	0	0	0	0	0	0	0	
2019	Saints	16	16	34	18	16	6	24	2.0	11.0	5	0	0	0	0	1	0	1	0	0	0	0	0	0	0	0	0	0	0	0	0	
2020	Saints	13	13	27	9	18	3	11	1.0	10.0	2	0	0	0	0	0	0	0	0	0	0	0	0	0	0	0	0	0	0	0	0	
2021	Jaguars	17	17	57	30	27	4	7	2.0	6.0	3	0	0	0	0	1	0	0	0	0	0	0	0	0	0	0	0	0	0	0	0	
NFL TOTALS		106	97	304	160	144	27	119	13.5	90.5	26	0	0	0	0	2	1	4	0	0	0	0	0	0	0	0	0	0	0	0	0	

MALCOM BROWN'S NFL POSTSEASON DEFENSIVE STATISTICS

DATE	TEAM	GP	TACKLES								INTERCEPTIONS						O. FUMB				ST				MISC						
			GS	TK	S	A	TFL	YDS	SK	YDS	QBH	NO	YDS	LG	TD	PD	FF	FR	TD	YDS	TK	S	A	FF	FR	S	A				
2015	Patriots	2	2	6	2	4	0	0	0.0	0.0	0	0	0	0	0	0	0	0	0	0	0	0	0	0	0	0	0	0	0	0	0
2016	Patriots	3	3	11	5	6	2	10	1.0	9.0	1	0	0	0	0	0	0	0	0	0	0	0	0	0	0	0	0	0	0	0	0
2017	Patriots	3	3	12	6	6	0	0	0.0	0.0	0	0	0	0	0	0	0	0	0	0	0	0	0	0	0	0	0	0	0	0	0
2018	Patriots	3	2	4	1	3	0	0	0.0	0.0	0	0	0	0	0	0	0	0	0	0	0	0	0	0	0	0	0	0	0	0	0
2019	Saints	1	1	2	0	2	0	0	0.5	3.0	1	0	0	0	0	0	0	0	0	0	0	0	0	0	0	0	0	0	0	0	0
2020	Saints	2	2	3	2	1	0	0	0.0	0.0	0	0	0	0	0	0	0	0	0	0	0	0	0	0	0	0	0	0	0	0	0
NFL TOTALS		14	13	38	16	22	2	10	1.5	12.0	2	0	0	0	0	0	0	0	0	0	0	0	0	0	0	0	0	0	0	0	0

SINGLE-GAME HIGHS: DEFENSIVE

Total Tackles	7 at Houston Texans, Sep 12, 2021 7 at Pittsburgh Steelers, Dec 17, 2017 ...3 more at 7.	Forced Fumbles	1 vs. Seattle Seahawks, Nov 13, 2016
Solo Tackles	5 at Jacksonville Jaguars, Sep 16, 2018 5 vs. Houston Texans, Sep 24, 2017 ...2 more at 5.	Fumble Recoveries	1 at Carolina Panthers, Dec 29, 2019 1 vs. Buffalo Bills, Dec 23, 2018 ...2 more at 1.
Sacks	2.0 at Cleveland Browns, Oct 09, 2016 1.0 vs. Indianapolis Colts, Jan 09, 2022 ...10 more at 1.0.	Tackles For Loss	2 at Indianapolis Colts, Nov 14, 2021 2 vs. Carolina Panthers, Nov 24, 2019 ...4 more at 2.
Passes Defensed	1 vs. Houston Texans, Dec 19, 2021 1 at Tennessee Titans, Dec 22, 2019	Safeties	1 vs. Baltimore Ravens, Dec 12, 2016

SINGLE-GAME HIGHS - POSTSEASON: DEFENSIVE

Total Tackles	6 vs. Philadelphia Eagles, Feb 04, 2018 6 vs. Houston Texans, Jan 14, 2017	Sacks	1.0 vs. Houston Texans, Jan 14, 2017 0.5 vs. Minnesota Vikings, Jan 05, 2020
Solo Tackles	4 vs. Jacksonville Jaguars, Jan 21, 2018 3 vs. Houston Texans, Jan 14, 2017	Tackles For Loss	1 vs. Pittsburgh Steelers, Jan 22, 2017 1 vs. Houston Texans, Jan 14, 2017

2021 GAME-BY-GAME REGULAR-SEASON STATISTICS (JAGUARS)

DATE	OPPONENT	P/S	TACKLES								INTERCEPTIONS						O. FUMB				ST				W/L	SCORE			
			TK	S	A	SK	YDS	TFL	YDS	QBH	NO	YDS	LG	TD	PD	FF	FR	TD	YDS	TK	S	A	FF	FR			S	A	
09/12	at Texans	S	7	4	3	0.0	0.0	0	0	0	0	0	0	0	0	0	0	0	0	0	0	0	0	0	0	0	L	21-37	
09/19	Broncos	S	1	0	1	0.0	0.0	0	0	1	0	0	0	0	0	0	0	0	0	0	0	0	0	0	0	0	L	13-23	
09/26	Cardinals	S	2	1	1	0.0	0.0	0	0	0	0	0	0	0	0	0	0	0	0	0	0	0	0	0	0	0	L	19-31	
09/30	at Bengals	S	4	1	3	0.0	0.0	0	0	0	0	0	0	0	0	0	0	0	0	0	0	0	0	0	0	0	L	21-24	
10/10	Titans	S	2	2	0	0.0	0.0	0	0	0	0	0	0	0	0	0	0	0	0	0	0	0	0	0	0	0	L	19-37	
10/17	Dolphins	S	3	1	2	0.0	0.0	0	0	0	0	0	0	0	0	0	0	0	0	0	0	0	0	0	0	0	W	23-20	
10/31	at Seahawks	S	6	3	3	0.0	0.0	0	0	0	0	0	0	0	0	0	0	0	0	0	0	0	0	0	0	0	L	7-31	
11/07	Bills	S	2	1	1	0.0	0.0	0	0	0	0	0	0	0	0	0	0	0	0	0	0	0	0	0	0	0	W	9-6	
11/14	at Colts	S	6	4	2	0.0	0.0	2	1	0	0	0	0	0	0	0	0	0	0	0	0	0	0	0	0	0	L	17-23	
11/21	49ers	S	3	1	2	0.0	0.0	0	0	0	0	0	0	0	0	0	0	0	0	0	0	0	0	0	0	0	L	10-30	
11/28	Falcons	S	5	3	2	0.0	0.0	0	0	0	0	0	0	0	0	0	0	0	0	0	0	0	0	0	0	0	L	14-21	
12/05	at Rams	S	2	1	1	0.0	0.0	0	0	0	0	0	0	0	0	0	0	0	0	0	0	0	0	0	0	0	L	7-37	
12/12	at Titans	S	4	2	2	0.0	0.0	0	0	0	0	0	0	0	0	0	0	0	0	0	0	0	0	0	0	0	L	0-20	
12/19	Texans	S	4	2	2	1.0	3.0	1	3	1	0	0	0	0	1	0	0	0	0	0	0	0	0	0	0	0	L	16-30	
12/26	at Jets	S	3	2	1	0.0	0.0	0	0	0	0	0	0	0	0	0	0	0	0	0	0	0	0	0	0	0	L	21-26	
01/02	at Patriots	S	1	1	0	0.0	0.0	0	0	0	0	0	0	0	0	0	0	0	0	0	0	0	0	0	0	0	L	10-50	
01/09	Colts	S	2	1	1	1.0	3.0	1	3	1	0	0	0	0	0	0	0	0	0	0	0	0	0	0	0	0	W	26-11	
2021 TOTALS		17-17	57	30	27	2.0	6.0	4	7	3	0	0	0	0	1	0	0	0	0	0	0	0	0	0	0	0	3-14		





MONTARIC BROWN | 30

POSITION: CORNERBACK
HT: 6-0 | **WT:** 190 | **DOB:** 8-24-1999
COLLEGE: ARKANSAS
HOMETOWN: ASHDOWN, ARK.
ACQ: D7-'22
EXP: R

KEY TRANSACTIONS

- Originally drafted by Jacksonville in the seventh round (222nd overall) in the 2022 draft

COLLEGE

- Started all 13 games for the Razorbacks in his final season leading the Southeastern Conference with five interceptions and making 54 total tackles to earn First-Team All-SEC honors... His five interceptions were the most by a Razorback since Tramain Thomas in 2011
- As a junior, played and started in eight games at cornerback... Logged 31 tackles (20 solo) with 2.0 tackles for loss, one interception and one forced fumble... Led the team with six passes broken up
- Started all 10 games at cornerback he played in for the Razorbacks in 2019... Totaled 760 plays, according to Pro Football Focus, with 659 snaps on defense, also seeing time on Arkansas' various special teams units... Recorded 39 total tackles, 25 solo, with one for loss, as well as three pass breakups, an interception and a fumble recovery
- Played in 11 games, starting three for the Razorbacks as a freshman... Recorded nine tackles, eight unassisted, with one pass breakup

PERSONAL

- Son of Danica Richard and Patrick Brown
- No. 1 ranked player in Arkansas after his senior year of high school
- Chose Arkansas over Alabama, Auburn, LSU, Oklahoma, Oklahoma State, Baylor and Missouri
- His favorite athlete growing up was Sean Taylor

MONTARIC BROWN'S COLLEGE DEFENSIVE STATISTICS												
DATE	TEAM	GP	GS	TACKLES					INTERCEPTIONS		FUMBLES	
				TK	S	A	TFL	SK	NO	PD	FF	
2018	Arkansas	11	3	9	8	1	0	0	0	1	0	
2019	Arkansas	10	10	38	24	14	1	0	1	4	0	
2020	Arkansas	8	8	31	20	11	2	0	1	7	1	
2021	Arkansas	13	13	54	24	30	1	0	5	11	1	
COLLEGE TOTALS		42	34	132	76	56	4	0	7	23	1	





TYSON CAMPBELL | 32

POSITION: CORNERBACK
HT: 6-1 | **WT:** 195 | **DOB:** 3-17-2000
COLLEGE: GEORGIA
HOMETOWN: MIRAMAR, FLA.
ACQ: D2-'21
EXP: 2nd YEAR

@tysoncampbell_
 @tysoncampbell_

KEY TRANSACTIONS:

- Originally drafted by Jacksonville in the second round (33rd overall) in the 2021 draft

PRO

2021 (Jaguars)

- Concluded his rookie season with 14 starts in 15 games played... Had 73 total tackles, two interceptions and 10 passes defended
- 12/19 vs. HOU:** Started at cornerback and recorded his second INT of the season, becoming the first Jaguars rookie cornerback since 2016 (Jalen Ramsey) to record at least two INTs in a season... Finished with four tackles, two passes defended and one INT
- 11/28 vs. ATL:** Started at cornerback and posted the first INT of his career when he picked off Falcons QB Matt Ryan with 19 seconds remaining in the first half... Campbell finished the game with three tackles, three passes defended and one INT... He is the fourth Jaguars rookie in the last 20 years to record at least three passes defended and one INT in a single game, joining CBs CJ Henderson (2020), Jalen Ramsey (2016, twice) and S Marlon McCree (2002)

COLLEGE

- Played in 33 games at Georgia, including 30 starts and recorded 89 tackles, 11 passes defended, three fumble recoveries, one INT and one forced fumble
- In 2018 against Missouri, he forced, recovered and returned a first-quarter fumble for a 64-yard touchdown

PERSONAL

- Attended the 2022 DUUUVAL draft party at Daily's Place as a player panelist
- 2A state champion in the 100 meters and 200 meters
- Led American Heritage High School to a 50-5 record, including undefeated seasons as state champions in his junior and senior campaigns
- Favorite artist is Kodak Black

TYSON CAMPBELL'S NFL REGULAR SEASON DEFENSIVE STATISTICS

DATE	TEAM	GP	TACKLES							INTERCEPTIONS						O. FUMB				ST				MISC				
			GS	TK	S	A	TFL	YDS	SK	YDS	QBH	NO	YDS	LG	TD	PD	FF	FR	TD	YDS	TK	S	A	FF	FR	S	A	
2021	Jaguars	15	14	73	49	24	2	4	0.0	0.0	0	2	3	3	0	10	0	0	0	0	0	0	0	0	0	0	0	0
NFL TOTALS		15	14	73	49	24	2	4	0.0	0.0	0	2	3	3	0	10	0	0	0	0	0	0	0	0	0	0	0	0

SINGLE-GAME HIGHS: DEFENSIVE

Total Tackles 9 at Cincinnati Bengals, Sep 30, 2021
 8 vs. Indianapolis Colts, Jan 09, 2022
 ...1 more at 8.

Solo Tackles 6 vs. Indianapolis Colts, Jan 09, 2022
 6 vs. Arizona Cardinals, Sep 26, 2021

Passes Defensed 3 vs. Atlanta Falcons, Nov 28, 2021
 2 vs. Houston Texans, Dec 19, 2021

Tackles For Loss 1 vs. Indianapolis Colts, Jan 09, 2022
 1 at Cincinnati Bengals, Sep 30, 2021

Interceptions 1 vs. Houston Texans, Dec 19, 2021
 1 vs. Atlanta Falcons, Nov 28, 2021


Interception Return Yards 3 vs. Houston Texans, Dec 19, 2021



2021 GAME-BY-GAME REGULAR-SEASON STATISTICS (JAGUARS)

DATE	OPPONENT	P/S	TACKLES									INTERCEPTIONS					O. FUMB				ST				MISC		SCORE
			TK	S	A	SK	YDS	TFL	YDS	QBH	NO	YDS	LG	TD	PD	FF	FR	TD	YDS	TK	S	A	FF	FR	S	A	
09/12	at Texans	P	2	2	0	0.0	0.0	0	0	0	0	0	0	0	0	0	0	0	0	0	0	0	0	0	0	L	21-37
09/19	Broncos	S	3	2	1	0.0	0.0	0	0	0	0	0	0	0	1	0	0	0	0	0	0	0	0	0	0	L	13-23
09/26	Cardinals	S	8	6	2	0.0	0.0	0	0	0	0	0	0	0	1	0	0	0	0	0	0	0	0	0	0	L	19-31
09/30	at Bengals	S	9	4	5	0.0	0.0	1	2	0	0	0	0	0	0	0	0	0	0	0	0	0	0	0	0	L	21-24
10/10	Titans																									L	19-37
10/17	Dolphins																									W	23-20
10/31	at Seahawks	S	4	3	1	0.0	0.0	0	0	0	0	0	0	0	1	0	0	0	0	0	0	0	0	0	0	L	7-31
11/07	Bills	S	5	4	1	0.0	0.0	0	0	0	0	0	0	0	0	0	0	0	0	0	0	0	0	0	0	W	9-6
11/14	at Colts	S	5	4	1	0.0	0.0	0	0	0	0	0	0	0	1	0	0	0	0	0	0	0	0	0	0	L	17-23
11/21	49ers	S	3	3	0	0.0	0.0	0	0	0	0	0	0	0	0	0	0	0	0	0	0	0	0	0	0	L	10-30
11/28	Falcons	S	3	2	1	0.0	0.0	0	0	0	1	0	0	0	3	0	0	0	0	0	0	0	0	0	0	L	14-21
12/05	at Rams	S	4	2	2	0.0	0.0	0	0	0	0	0	0	0	0	0	0	0	0	0	0	0	0	0	0	L	7-37
12/12	at Titans	S	4	2	2	0.0	0.0	0	0	0	0	0	0	0	0	0	0	0	0	0	0	0	0	0	0	L	0-20
12/19	Texans	S	4	3	1	0.0	0.0	0	0	0	1	3	3	0	2	0	0	0	0	0	0	0	0	0	0	L	16-30
12/26	at Jets	S	7	4	3	0.0	0.0	0	0	0	0	0	0	0	0	0	0	0	0	0	0	0	0	0	0	L	21-26
01/02	at Patriots	S	4	2	2	0.0	0.0	0	0	0	0	0	0	0	0	0	0	0	0	0	0	0	0	0	0	L	10-50
01/09	Colts	S	8	6	2	0.0	0.0	1	2	0	0	0	0	0	1	0	0	0	0	0	0	0	0	0	0	W	26-11
2021 TOTALS			15-14	73	49	24	0.0	0.0	2	4	0	2	3	3	0	10	0	0	0	0	0	0	0	0	0	0	3-14





K'LAVON CHAISSON | 45

POSITION: DEFENSIVE END/OUTSIDE LINEBACKER

HT: 6-3 | **WT:** 245 | **DOB:** 7-25-1999

COLLEGE: LSU

HOMETOWN: HOUSTON, TEXAS

ACQ: D1-'20

EXP: 3rd YEAR

@S4CKGURU

@s4ckguru

KEY TRANSACTIONS

- Originally drafted by Jacksonville in the first round (20th overall) in the 2020 draft... Pronounced KAY-luh-vahn Chase-on

PRO

2021 (Jaguars)

- Finished the season with eight starts in 15 games played... Produced 31 total tackles, four QB hits and 1.0 sack
- 10/10 vs. TEN:** Started at outside linebacker and finished with a career-high six tackles, including 1.0 sack, two tackles for loss and three QB hits
- 9/30 at CIN:** Saw action on defense and had one tackle and one QB hit

2020 (Jaguars)

- Saw action in all 16 games as a rookie, starting three... Amassed 19 tackles (12 solo), three tackles for loss, 1.0 sack and one pass defended
- 9/13 vs. IND:** Saw extensive action (46 snaps) at defensive end in his NFL debut and posted two tackles (one solo)
- 9/20 at TEN:** Saw action at defensive end and posted two tackles, including his first career sack
- 10/11 at HOU:** Made his first career start at defensive end and tallied one tackle and one pass defended

COLLEGE

- Played in 26 games with 17 starts in his three years with the Tigers
- Capped career with 92 tackles, 19.0 tackles for loss and 9.5 sacks
- Three-time member of the SEC Academic Honor Roll

PERSONAL

- Inspired by his late father, Kelvin, who was a linebacker at Baylor from 1999-2001
- "I'm not going to sit here and lie to you and say I've always dreamed of playing at the next level or I've always dreamed about playing in the NFL because that's not true. The inspiration to play the sport was something that ran deeper. With my size and the tradition in my family involving the sport, it was sort of an obligation or you were looked at differently."
- Created an Instagram account for his dog, Prince Nino: @lifeofnino
- Also passionate about financial literacy, the environment and social justice

K'LAVON CHAISSON'S NFL REGULAR SEASON DEFENSIVE STATISTICS

DATE	TEAM	GP	GS	TACKLES							INTERCEPTIONS					O. FUMB				ST			MISC					
				TK	S	A	TFL	YDS	SK	YDS	QBH	NO	YDS	LG	TD	PD	FF	FR	TD	YDS	TK	S	A	FF	FR	S	A	
2020	Jaguars	16	3	19	12	7	3	13	1.0	8.0	9	0	0	0	0	1	0	0	0	0	0	0	0	0	0	0	0	0
2021	Jaguars	15	8	31	20	11	3	5	1.0	2.0	4	0	0	0	0	0	0	0	0	0	0	0	0	0	0	0	0	
NFL TOTALS		31	11	50	32	18	6	18	2.0	10.0	13	0	0	0	0	1	0	0	0	0	0	0	0	0	0	0	0	0

SINGLE-GAME HIGHS: DEFENSIVE

Total Tackles	6 vs. Tennessee Titans, Oct 10, 2021	Passes Defensed	1 at Houston Texans, Oct 11, 2020
	4 vs. San Francisco 49ers, Nov 21, 2021	Tackles For Loss	2 vs. Tennessee Titans, Oct 10, 2021
Solo Tackles	3 vs. San Francisco 49ers, Nov 21, 2021		1 at Tennessee Titans, Dec 12, 2021
	3 vs. Tennessee Titans, Oct 10, 2021		...3 more at 1.
Sacks	1.0 vs. Tennessee Titans, Oct 10, 2021		
	1.0 at Tennessee Titans, Sep 20, 2020		



2021 GAME-BY-GAME REGULAR-SEASON STATISTICS (JAGUARS)

DATE	OPPONENT	P/S	TACKLES									INTERCEPTIONS					O. FUMB				ST				MISC		SCORE
			TK	S	A	SK	YDS	TFL	YDS	QBH	NO	YDS	LG	TD	PD	FF	FR	TD	YDS	TK	S	A	FF	FR	S	A	
09/12	at Texans	S	2	1	1	0.0	0.0	0	0	0	0	0	0	0	0	0	0	0	0	0	0	0	0	0	0	L	21-37
09/19	Broncos	P	3	1	2	0.0	0.0	0	0	0	0	0	0	0	0	0	0	0	0	0	0	0	0	0	L	13-23	
09/26	Cardinals	S	3	2	1	0.0	0.0	0	0	0	0	0	0	0	0	0	0	0	0	0	0	0	0	0	L	19-31	
09/30	at Bengals	P	1	1	0	0.0	0.0	0	0	1	0	0	0	0	0	0	0	0	0	0	0	0	0	0	L	21-24	
10/10	Titans	S	6	3	3	1.0	2.0	2	4	3	0	0	0	0	0	0	0	0	0	0	0	0	0	0	L	19-37	
10/17	Dolphins	P	0	0	0	0.0	0.0	0	0	0	0	0	0	0	0	0	0	0	0	0	0	0	0	0	W	23-20	
10/31	at Seahawks	S	2	0	2	0.0	0.0	0	0	0	0	0	0	0	0	0	0	0	0	0	0	0	0	0	L	7-31	
11/07	Bills	P	1	0	1	0.0	0.0	0	0	0	0	0	0	0	0	0	0	0	0	0	0	0	0	0	W	9-6	
11/14	at Colts	P	2	2	0	0.0	0.0	0	0	0	0	0	0	0	0	0	0	0	0	0	0	0	0	0	L	17-23	
11/21	49ers	S	4	3	1	0.0	0.0	0	0	0	0	0	0	0	0	0	0	0	0	0	0	0	0	0	L	10-30	
11/28	Falcons	S	0	0	0	0.0	0.0	0	0	0	0	0	0	0	0	0	0	0	0	0	0	0	0	0	L	14-21	
12/05	at Rams	P	1	1	0	0.0	0.0	0	0	0	0	0	0	0	0	0	0	0	0	0	0	0	0	0	L	7-37	
12/12	at Titans	P	2	2	0	0.0	0.0	1	1	0	0	0	0	0	0	0	0	0	0	0	0	0	0	0	L	0-20	
12/19	Texans	S	2	2	0	0.0	0.0	0	0	0	0	0	0	0	0	0	0	0	0	0	0	0	0	0	L	16-30	
12/26	at Jets	S	2	2	0	0.0	0.0	0	0	0	0	0	0	0	0	0	0	0	0	0	0	0	0	0	L	21-26	
01/02	at Patriots										RESERVE/COVID-19														L	10-50	
01/09	Colts										RESERVE/COVID-19														W	26-11	
2021 TOTALS		15-8	31	20	11	1.0	2.0	3	5	4	0	0	0	0	0	0	0	0	0	0	0	0	0	0	0	3-14	





ANDRE CISCO | 38

POSITION: SAFETY
HT: 6-0 | **WT:** 210 | **DOB:** 3-23-2000
COLLEGE: SYRACUSE
HOMETOWN: QUEENS, N.Y.
ACQ: D3-'21
EXP: 2nd YEAR

andrecisco7
 @ochocisco

KEY TRANSACTIONS:

- Originally drafted by Jacksonville in the third round (65th overall) in the 2021 draft

PRO

2021 (Jaguars)

- Concluded his rookie season with 21 total tackles, two passes defended and one forced fumble
- 1/9 vs. IND:** Started at safety and recorded four total tackles (three solo) and one forced fumble
- 12/26 at NYJ:** Made the first start of his NFL career... Recorded four total tackles (two solo) and one pass defended
- 9/12 at HOU:** Saw action on defense and special teams in his NFL debut... Recorded one solo tackle

COLLEGE

- Played in 24 games at Syracuse
- Finished his career with 136 total tackles (94 solo), 13 interceptions and 29 passes defended
- Three-year starter for the Orange and two-time All-ACC selection
- His 12 INTs from 2018-19 were the most by any player in college football during that span

PERSONAL

- Attended the 2022 DUUUVAl draft party at Daily's Place as a player panelist
- Has two sisters
- As a senior at IMG Academy, had 15 tackles, one interception, four passes defended and recovered three fumbles as IMG finished ranked No. 2 in the USA Today Super 25 poll
- Says the best birthday gift he ever received was his first car

ANDRE CISCO'S NFL REGULAR SEASON DEFENSIVE STATISTICS

DATE	TEAM	GP	TACKLES								INTERCEPTIONS					O. FUMB				ST				MISC			
			GS	TK	S	A	TFL	YDS	SK	YDS	QBH	NO	YDS	LG	TD	PD	FF	FR	TD	YDS	TK	S	A	FF	FR	S	A
2021	Jaguars	17	3	21	17	4	0	0	0.0	0.0	0	0	0	0	0	2	1	0	0	0	5	2	3	1	0	0	0
NFL TOTALS		17	3	21	17	4	0	0	0.0	0.0	0	0	0	0	0	2	1	0	0	0	5	2	3	1	0	0	0

SINGLE-GAME HIGHS: DEFENSIVE

Total Tackles	6 at New England Patriots, Jan 02, 2022 4 vs. Indianapolis Colts, Jan 09, 2022 ...1 more at 4.	Forced Fumbles	1 vs. Indianapolis Colts, Jan 09, 2022
Solo Tackles	5 at New England Patriots, Jan 02, 2022 3 vs. Indianapolis Colts, Jan 09, 2022 ...1 more at 3.	Special Teams Tackles	1 at New York Jets, Dec 26, 2021 1 at Tennessee Titans, Dec 12, 2021 ...3 more at 1.
Passes Defensed	1 at New England Patriots, Jan 02, 2022 1 at New York Jets, Dec 26, 2021	Special Teams Forced Fumbles	1 at Tennessee Titans, Dec 12, 2021



2021 GAME-BY-GAME REGULAR-SEASON STATISTICS (JAGUARS)

DATE	OPPONENT	P/S	TACKLES							INTERCEPTIONS					O. FUMB				ST					MISC			SCORE	
			TK	S	A	SK	YDS	TFL	YDS	QBH	NO	YDS	LG	TD	PD	FF	FR	TD	YDS	TK	S	A	FF	FR	S	A		W/L
09/12	at Texans	P	1	1	0	0.0	0.0	0	0	0	0	0	0	0	0	0	0	0	0	0	0	0	0	0	0	0	L	21-37
09/19	Broncos	P	1	1	0	0.0	0.0	0	0	0	0	0	0	0	0	0	0	0	0	0	0	0	0	0	0	L	13-23	
09/26	Cardinals	P	0	0	0	0.0	0.0	0	0	0	0	0	0	0	0	0	0	0	0	0	0	0	0	0	0	L	19-31	
09/30	at Bengals	P	0	0	0	0.0	0.0	0	0	0	0	0	0	0	0	0	0	0	0	0	0	0	0	0	0	L	21-24	
10/10	Titans	P	0	0	0	0.0	0.0	0	0	0	0	0	0	0	0	0	0	0	0	0	0	0	0	0	0	L	19-37	
10/17	Dolphins	P	0	0	0	0.0	0.0	0	0	0	0	0	0	0	0	0	0	0	0	0	0	0	0	0	0	W	23-20	
10/31	at Seahawks	P	0	0	0	0.0	0.0	0	0	0	0	0	0	0	0	0	0	0	0	0	0	0	0	0	0	L	7-31	
11/07	Bills	P	0	0	0	0.0	0.0	0	0	0	0	0	0	0	0	0	0	0	0	0	0	0	0	0	0	W	9-6	
11/14	at Colts	P	0	0	0	0.0	0.0	0	0	0	0	0	0	0	0	0	0	0	0	0	0	0	0	0	0	L	17-23	
11/21	49ers	P	3	3	0	0.0	0.0	0	0	0	0	0	0	0	0	0	0	0	0	0	0	0	0	0	0	L	10-30	
11/28	Falcons	P	0	0	0	0.0	0.0	0	0	0	0	0	0	0	0	0	0	0	0	0	0	0	0	0	0	L	14-21	
12/05	at Rams	P	1	1	0	0.0	0.0	0	0	0	0	0	0	0	0	0	0	0	0	0	0	0	0	0	0	L	7-37	
12/12	at Titans	P	0	0	0	0.0	0.0	0	0	0	0	0	0	0	0	0	0	0	0	0	0	0	0	0	0	L	0-20	
12/19	Texans	P	1	1	0	0.0	0.0	0	0	0	0	0	0	0	0	0	0	0	0	0	0	0	0	0	0	L	16-30	
12/26	at Jets	S	4	2	2	0.0	0.0	0	0	0	0	0	0	0	1	0	0	0	0	0	0	0	0	0	0	L	21-26	
01/02	at Patriots	S	6	5	1	0.0	0.0	0	0	0	0	0	0	0	1	0	0	0	0	0	0	0	0	0	0	L	10-50	
01/09	Colts	S	4	3	1	0.0	0.0	0	0	0	0	0	0	0	1	0	0	0	0	0	0	0	0	0	0	W	26-11	
2021 TOTALS			17-3	21	17	4	0.0	0.0	0	0	0	0	0	0	0	0	0	0	0	0	0	0	0	0	0	3-14		





CHRIS CLAYBROOKS | 27

POSITION: CORNERBACK
HT: 5-9 | **WT:** 180 | **DOB:** 7-17-1997
COLLEGE: MEMPHIS
HOMETOWN: NASHVILLE, TENN.
ACQ: D7-'20
EXP: 3rd YEAR

@ChrisClaybrooks
 @huncho_clay7

KEY TRANSACTIONS

- Originally drafted by Jacksonville in the seventh round (223rd overall) in the 2020 draft

PRO

2021 (Jaguars)

- Played in 16 games and had two starts... Recorded 22 total tackles and two passes defended
- 1/2 at N.E.:** Started at cornerback and led the team with nine total tackles (six solo) and two passes defended
- 10/10 vs. TEN:** Started at cornerback and recorded two solo tackles

2020 (Jaguars)

- Saw action in 13 games as a rookie, starting in four... Tallied 38 tackles (32 solo), and three passes defended... Also handled kickoff return duties, bringing back 12 returns for 289 yards (24.1 avg.)... Placed on injured reserve with a core muscle injury on Nov. 26... Activated from injured reserve on Dec. 19
- 10/11 at HOU:** Earned his first career start at cornerback and totaled five tackles and two passes defended
- 11/15 at G.B.:** Saw action at cornerback, making one tackle for loss, and on special teams, where he downed two punts inside the Packers' 5-yard line
- 11/22 vs. PIT:** Started at cornerback and posted a career-high nine tackles

COLLEGE

- Transferred to Memphis after two seasons of junior college at Fort Scott Community College (2016) and Coahoma Community College (2017)
- Moved to defensive back after playing high school and junior college careers on offense
- With the Tigers, played in 21 games and posted 54 tackles and had nine multi-tackle games... Added five passes defended, two INTs, one forced fumble and 1.0 sack
- Also contributed on special teams, recording 11 kick returns for 338 yards and one TD
- Member of the Tiger 3.0 Club in the fall of 2018

PERSONAL

- Member of the varsity squad all four years at McGavock (Nashville, Tenn.) High School
- Started career as a wide receiver and moved to running back
- Named to the 2014 All-City Team as selected by the Metro Nashville Football Coaches Association
- Also played basketball
- Son of Christena and Barry Claybrooks
- Has one son, Chris Claybrooks Jr.

CHRIS CLAYBROOKS' NFL REGULAR SEASON DEFENSIVE STATISTICS

DATE	TEAM	GP	TACKLES							INTERCEPTIONS							O. FUMB					ST					MISC	
			GS	TK	S	A	TFL	YDS	SK	YDS	QBH	NO	YDS	LG	TD	PD	FF	FR	TD	YDS	TK	S	A	FF	FR	S	A	
2020	Jaguars	13	4	38	32	6	1	3	0.0	0.0	0	0	0	0	0	3	0	0	0	0	1	1	0	0	0	0	0	
2021	Jaguars	16	2	22	13	9	0	0	0.0	0.0	0	0	0	0	2	0	0	0	0	0	7	4	3	0	1	0		
NFL TOTALS		29	6	60	45	15	1	3	0.0	0.0	0	0	0	0	5	0	0	0	0	8	5	3	0	1	0	0		

SINGLE-GAME HIGHS: DEFENSIVE

Total Tackles	9 at New England Patriots, Jan 02, 2022 9 vs. Pittsburgh Steelers, Nov 22, 2020	Tackles For Loss	1 at Green Bay Packers, Nov 15, 2020
Solo Tackles	7 vs. Pittsburgh Steelers, Nov 22, 2020 6 at New England Patriots, Jan 02, 2022 ...2 more at 6.	Special Teams Tackles	2 at New York Jets, Dec 26, 2021 1 vs. Indianapolis Colts, Jan 09, 2022 ...5 more at 1.
Passes Defensed	2 at New England Patriots, Jan 02, 2022 2 at Houston Texans, Oct 11, 2020	Special Teams Fumble Recoveries	1 vs. Atlanta Falcons, Nov 28, 2021



2021 GAME-BY-GAME REGULAR-SEASON STATISTICS (JAGUARS)

DATE	OPPONENT	P/S	TACKLES							INTERCEPTIONS					O. FUMB				ST				MISC		SCORE		
			TK	S	A	SK	YDS	TFL	YDS	QBH	NO	YDS	LG	TD	PD	FF	FR	TD	YDS	TK	S	A	FF	FR		S	A
09/12	at Texans	P	1	0	1	0.0	0.0	0	0	0	0	0	0	0	0	0	0	0	1	0	1	0	0	0	0	L	21-37
09/19	Broncos	P	4	2	2	0.0	0.0	0	0	0	0	0	0	0	0	0	0	0	0	0	0	0	0	0	0	L	13-23
09/26	Cardinals	P	4	1	3	0.0	0.0	0	0	0	0	0	0	0	0	0	0	0	0	0	0	0	0	0	0	L	19-31
09/30	at Bengals	P	0	0	0	0.0	0.0	0	0	0	0	0	0	0	0	0	0	0	0	0	0	0	0	0	0	L	21-24
10/10	Titans	S	2	2	0	0.0	0.0	0	0	0	0	0	0	0	0	0	0	0	0	0	0	0	0	0	0	L	19-37
10/17	Dolphins	P	0	0	0	0.0	0.0	0	0	0	0	0	0	0	0	0	0	0	1	0	1	0	0	0	0	W	23-20
10/31	at Seahawks																									L	7-31
11/07	Bills	P	0	0	0	0.0	0.0	0	0	0	0	0	0	0	0	0	0	0	0	0	0	0	0	0	0	W	9-6
11/14	at Colts	P	0	0	0	0.0	0.0	0	0	0	0	0	0	0	0	0	0	0	0	0	0	0	0	0	0	L	17-23
11/21	49ers	P	0	0	0	0.0	0.0	0	0	0	0	0	0	0	0	0	0	0	0	0	0	0	0	0	0	L	10-30
11/28	Falcons	P	0	0	0	0.0	0.0	0	0	0	0	0	0	0	0	0	0	0	0	0	0	0	1	0	0	L	14-21
12/05	at Rams	P	2	2	0	0.0	0.0	0	0	0	0	0	0	0	0	0	0	0	1	1	0	0	0	0	0	L	7-37
12/12	at Titans	P	0	0	0	0.0	0.0	0	0	0	0	0	0	0	0	0	0	0	1	1	0	0	0	0	0	L	0-20
12/19	Texans	P	0	0	0	0.0	0.0	0	0	0	0	0	0	0	0	0	0	0	0	0	0	0	0	0	0	L	16-30
12/26	at Jets	P	0	0	0	0.0	0.0	0	0	0	0	0	0	0	0	0	0	0	2	1	1	0	0	0	0	L	21-26
01/02	at Patriots	S	9	6	3	0.0	0.0	0	0	0	0	0	0	2	0	0	0	0	0	0	0	0	0	0	0	L	10-50
01/09	Colts	P	0	0	0	0.0	0.0	0	0	0	0	0	0	0	0	0	0	0	1	1	0	0	0	0	0	W	26-11
2021 TOTALS			16-2	22	13	9	0.0	0.0	0	0	0	0	0	0	0	0	0	0	7	4	3	0	1	0	0	3-14	





SNOOP CONNER | 24

POSITION: RUNNING BACK
HT: 5-10 | **WT:** 222 | **DOB:** 8-1-2000
COLLEGE: MISSISSIPPI
HOMETOWN: HATTIESBURG, MISS.
ACQ: D5-'22
EXP: R

@IAMSNOOPP

KEY TRANSACTIONS

- Originally drafted by Jacksonville in the fifth round (154th overall) in the 2022 draft

COLLEGE

- Finished his junior season with 647 rushing yards on 130 attempts... Ranked third in the SEC and No. 24 nationally with 13 rushing touchdowns... His 13 rushing TDs rank fifth all-time by a Rebel during a single season... Also hauled in 14 catches for 82 yards during the 2021 campaign
- Appeared in all 10 games during his sophomore campaign, including one start at running back... Finished third on the team with 93 carries for 421 yards and eight touchdowns
- Played in 12 games as a true freshman... Carried the ball 81 times for 512 yards and five touchdowns... Averaged 6.3 yards per carry with a long of 84 yards

PERSONAL

- Son of JD Conner and Michelle Cole
- Full name is Jarod Devon Conner
- Integrated marketing communications major
- Has a french bulldog named Cali and a pocket bully named Chino

SNOOP CONNER'S COLLEGE RUSHING/RECEIVING STATISTICS

DATE	TEAM	GP	RUSHING					RECEIVING				
			NO.	YDS	AVG	LG	TD	NO.	YDS.	AVG.	LG	TD
2019	Mississippi	12	81	512	6.3	84	5	6	60	10.0	25	0
2020	Mississippi	10	93	421	4.5	34	8	12	83	6.9	27	0
2021	Mississippi	13	130	647	5.0	51	13	14	82	5.9	14	0
COLLEGE TOTALS		35	304	1,580	5.2	84	26	32	225	7.0	27	0





LOGAN COOKE | 9

POSITION: PUNTER

HT: 6-5 | WT: 230 | DOB: 7-28-1995

COLLEGE: MISSISSIPPI STATE

HOMETOWN: DARBUN, MISS.

ACQ: D7B-'18

EXP: 5th YEAR

@LoganCooke2

@logancooke9

KEY TRANSACTIONS

- Originally drafted by Jacksonville in the seventh round (147th overall) of the 2018 draft

PRO

- Since net punting average began being tracked in 1976, Cooke's 43.1 career net punting average is the highest in NFL history (min. 250 punts).

2021 (Jaguars)

- Handled the punting duties in 15 games and punted 64 times for a net average of 43.6 and a gross average of 47.3... He also placed 28 punts inside the 20
- 12/5 at LAR:** Punted five times for 247 yards placing all five of his punts inside the 20... Cooke's net average of 49.4 was the third-highest in a single game in his career... Had a 68-yard punt downed on the 1-yard line
- 11/28 vs. ATL:** Punted three times for 130 yards, placing two of his three punts inside the 20... Cooke became the fourth punter in franchise history to down at least 100 punts inside the 20
- 9/12 at HOU:** Punted six times for 297 yards... Cooke's net punting average of 46.7 was the best among all punters in the NFL in Week 1

2020 (Jaguars)

- Handled the team's punting duties in 14 games, punting 56 times for a gross punting average of 47.7, the second-highest season average in franchise history... His 43.4 net punting average was the third-highest in the AFC and is also the second-highest season average in franchise history
- 9/24 vs. MIA:** Punted three times for 157 yards, including a 63-yard punt
- 10/11 at HOU:** Punted three times for 143 yards (44.7 net avg.) which were all downed inside the 20
- 11/22 vs. PIT:** Punted six times for 324 yards (54.0 gross avg. and 47.5 net avg.) and placed one punt inside the 20... Had a season-long 67-yard punt

2019 (Jaguars)

- Finished the season with career-highs in gross punting average (46.8) and net punting average (44.5)... His 44.5 net punting average led all NFL punters (min. 10 punts) and set a new franchise record... Completed two passes for 16 yards
- 12/15 at OAK:** Punted five times for 248 yards (49.6 gross avg.), including two punts inside the 20 and a season-long punt of 66 yards
- 12/22 at ATL:** Punted five times for 254 yards (50.8 gross avg.), including one downed inside the 20... Completed one pass for 7 yards to S Cody Davis on a fake punt that resulted in a first down in the second quarter

2018 (Jaguars)

- Downed 37 punts inside the 20, a franchise record and the third-most in the NFL... Punted 86 times, placing 43.0 percent of his punts inside the 20, the highest mark by a rookie in franchise history

COLLEGE

- Appeared in 45 career games serving as the primary punter his last three years and the primary kickoff specialist as a senior and freshman
- Averaged 41.7 yards per punt during his career, which ranked seventh in school history
- Thirty Five of his 150 punts traveled more than 50 yards, and 60 were pinned inside the 20

PERSONAL

- Married the former Mary Menger Jones in February 2020, the couple has one son named Cooper born in 2021
- Attended Columbia (Miss.) Academy
- All-state punter tallied 24 punts for an average of 44.2 yards in his senior season, while also seeing action at wide receiver and defensive back
- Avid hunter and fisherman, who also owns an outdoorsman company that specializes in turkey calls
- Involved with the Catch-A-Dream Foundation, which takes children with life-threatening illnesses on hunting and fishing adventures of a lifetime
- After he and wife learned of the limitations Kenyans have to clean water, they partnered with Zoe Ministries in the summer of 2021 to help fund the drilling of a water well in a remote village on the Kenya-Uganda border

LOGAN COOKE'S NFL REGULAR SEASON PUNTING STATISTICS

DATE	TEAM	GP	NO.	YDS.	AVG.	OPP. RET.	YDS.	NET YDS.	AVG.	TB	IN20	LG	BK
2018	Jaguars	16	86	3,872	45.0	36	184	3,548	41.3	7	37	72	0
2019	Jaguars	16	75	3,507	46.8	24	127	3,340	44.5	2	25	66	0
2020	Jaguars	14	56	2,669	47.7	21	148	2,421	43.2	5	19	67	0
2021	Jaguars	15	64	3,026	47.3	21	173	2,833	43.6	1	28	68	1
NFL TOTALS		61	281	13,074	46.5	102	632	12,142	43.1	15	109	72	1



SINGLE-GAME HIGHS: PUNTER

Punts	9 at Houston Texans, Dec 30, 2018 9 vs. Pittsburgh Steelers, Nov 18, 2018	Inside the 20	5 at Los Angeles Rams, Dec 05, 2021 5 at Indianapolis Colts, Nov 14, 2021
Gross Punting Yards	449 at Houston Texans, Dec 30, 2018 415 vs. Pittsburgh Steelers, Nov 18, 2018	Pass Attempts	1 at Atlanta Falcons, Dec 22, 2019 1 vs. Los Angeles Chargers, Dec 08, 2019 ...1 more at 1.
Gross Punting Avg	56.8 vs. Denver Broncos, Sep 19, 2021 54.0 vs. Pittsburgh Steelers, Nov 22, 2020	Pass Completions	1 at Atlanta Falcons, Dec 22, 2019 1 vs. Los Angeles Chargers, Dec 08, 2019 ...1 more at 1.
Net Punting Yards	393 at Houston Texans, Dec 30, 2018 342 vs. Pittsburgh Steelers, Nov 18, 2018	Yards Passing	9 vs. Los Angeles Chargers, Dec 08, 2019 7 at Atlanta Falcons, Dec 22, 2019
Net Punting Avg	50.2 vs. Washington Redskins, Dec 16, 2018 49.5 vs. Denver Broncos, Sep 19, 2021	Special Teams Tackles	1 vs. Houston Texans, Dec 19, 2021 1 vs. Arizona Cardinals, Sep 26, 2021 ...1 more at 1.
Longest Punts	72 vs. Washington Redskins, Dec 16, 2018 68 at Los Angeles Rams, Dec 05, 2021		

2021 GAME-BY-GAME REGULAR-SEASON STATISTICS (JAGUARS)

DATE	OPPONENT		NO.	YDS.	AVG.	OPP. RET.	YDS.	NET YDS.	AVG	TB	IN20	LG	BK	W/L	SCORE
09/12	at Texans	P	6	297	49.5	3	17	280	46.7	0	1	58	0	L	21-37
09/19	Broncos	P	4	227	56.8	2	29	198	49.5	0	1	64	0	L	13-23
09/26	Cardinals	P	6	289	48.2	2	27	262	43.7	0	3	56	0	L	19-31
09/30	at Bengals	P	4	183	45.8	2	9	174	43.5	0	3	57	0	L	21-24
10/10	Titans	P	2	80	40.0	0	0	80	40.0	0	0	42	0	L	19-37
10/17	Dolphins	P	4	152	38.0	0	0	152	38.0	0	1	45	0	W	23-20
10/31	at Seahawks	P	4	195	48.8	1	20	155	38.8	1	0	54	0	L	7-31
11/07	Bills	P	4	180	45.0	1	0	180	45.0	0	1	53	0	W	9-6
11/14	at Colts	P	7	332	47.4	1	11	321	40.1	0	5	59	1	L	17-23
11/21	49ers	P	4	193	48.3	1	1	192	48.0	0	2	52	0	L	10-30
11/28	Falcons	P	3	130	43.3	1	3	127	42.3	0	2	44	0	L	14-21
12/05	at Rams	P	5	247	49.4	0	0	247	49.4	0	5	68	0	L	7-37
12/12	at Titans	P	5	225	45.0	3	13	212	42.4	0	3	54	0	L	0-20
12/19	Texans	P	5	237	47.4	3	31	206	41.2	0	1	54	0	L	16-30
12/26	at Jets	P	1	59	59.0	1	12	47	47.0	0	0	59	0	L	21-26
01/02	at Patriots													L	10-50
01/09	Colts													W	26-11
2021 TOTALS			15	64	3,026	47.3	21	173	2,833	43.6	1	28	68	1	3-14





JEFF COTTON JR. | 88

POSITION: WIDE RECEIVER
HT: 6-2 | **WT:** 204 | **DOB:** 4-17-1997
COLLEGE: IDAHO
HOMETOWN: TUCSON, ARIZ.
ACQ: FA-'21
EXP: 1st YEAR

@j cotton_1

KEY TRANSACTIONS

- Originally signed as an undrafted free agent by the Los Angeles Chargers on 4/30/20
- Signed by Jacksonville as a free agent on 7/31/21

PRO

2021 (Jaguars)

- Elevated via practice squad/COVID-19 replacement in Week 17 at New England
- 1/2 at NE:** Saw action on offense and special teams

2020 (Chargers)

- Spent the 2020 season on the practice squad

COLLEGE

- Appeared in 21 games for Idaho catching 137 passes for 1,797 yards and 14 TDs
- In 2018, became the first Vandal to catch a TD pass in each of the first four games of a season since 2014

PERSONAL

- Brother, Andrew Cotton, played basketball at Utah Valley and the New Mexico Military Institute
- Cousin, Bryce Cotton, played college basketball at Providence and spent time with the Utah Jazz, Phoenix Suns and Memphis Grizzlies
- Earned first-team all-region and first-team All-Southern Arizona as a senior at Mountain View High in Tucson, Ariz.
- Favorite music artist is Lil Baby

JEFF COTTON JR.'S NFL REGULAR SEASON RUSHING/RECEIVING STATISTICS

DATE	TEAM	RECEIVING							RUSHING				
		GP	GS	NO.	YDS.	AVG.	LG	TD	NO.	YDS.	AVG.	LG	TD
2020	Chargers	0	0	0	0	0.0	0	0	0	0	0.0	0	0
2021	Jaguars	1	0	0	0	0.0	0	0	0	0	0.0	0	0
NFL TOTALS		1	0	0	0	0.0	0	0	0	0	0.0	0	0

JEFF COTTON JR.'S NFL REGULAR SEASON RETURN STATISTICS

DATE	TEAM	KICKOFF RETURNS					PUNT RETURNS					
		RET.	YDS.	AVG.	LG	TD	NO.	FC	YDS.	AVG.	LG	TD
2020	Chargers	0	0	0.0	0	0	0	0	0	0.0	0	0
2021	Jaguars	0	0	0.0	0	0	0	0	0	0.0	0	0
NFL TOTALS		0	0	0.0	0	0	0	0	0	0.0	0	0

2021 GAME-BY-GAME REGULAR-SEASON STATISTICS (JAGUARS)

DATE	OPPONENT	P/S	RECEIVING					RUSHING					W/L	SCORE
			NO.	YDS.	AVG.	LG	TD	NO.	YDS.	AVG.	LG	TD		
09/12	at Texans												L	21-37
09/19	Broncos												L	13-23
09/26	Cardinals												L	19-31
09/30	at Bengals												L	21-24
10/10	Titans												L	19-37
10/17	Dolphins												W	23-20
10/31	at Seahawks												L	7-31
11/07	Bills												W	9-6
11/14	at Colts												L	17-23
11/21	49ers												L	10-30
11/28	Falcons												L	14-21
12/05	at Rams												L	7-37
12/12	at Titans												L	0-20
12/19	Texans												L	16-30
12/26	at Jets												L	21-26
01/02	at Patriots	P	0	0	0.0	0	0	0	0	0.0	0	0	L	10-50
01/09	Colts												W	26-11
2021 TOTALS		1-0	0	0	0.0	0	0	0	0	0.0	0	0	0	3-14





NATHAN COTTRELL | 31

POSITION: RUNNING BACK
HT: 5-11 | **WT:** 195 | **DOB:** 2-8-1996
COLLEGE: GEORGIA TECH
HOMETOWN: KNOXVILLE, TENN.
ACQ: FA-'20
EXP: 3rd YEAR

@cottrellnathan31

KEY TRANSACTIONS

- Originally signed as a rookie free agent on 4/28/20
- Signed by Jacksonville to the practice squad on 9/6/20
- Promoted to the 53-man active roster on 11/24/20

PRO

2021 (Jaguars)

- Spent training camp with the Jaguars before joining the team's practice squad on 9/1/21
- Elevated via practice squad COVID 19 replacement in Weeks 16, 17 and 18
- Elevated via standard practice squad elevation in Week 15
- **1/9 vs. IND:** Saw action on special teams
- **1/2 at NE:** Saw action on special teams and recorded one special teams tackle
- **12/26 at NYJ:** Saw action at running back and on special teams
- **12/19 vs. HOU:** Saw action on special teams

2020 (Jaguars)

- Spent training camp with the Jaguars before joining the team's practice squad
- Saw action in eight games as a rookie, primarily on special teams... Tallied seven kickoff returns for 123 yards (17.6 avg.) and also made five tackles on special teams
- **11/29 vs. CLE:** Saw action on special teams, returning two kickoffs for 34 yards
- **12/27 vs. CHI:** Saw action on special teams, returning three kickoffs for 54 yards

COLLEGE

- Appeared in 47 games at Georgia Tech and tallied 82 rushing attempts for 654 yards and four TDs and caught six passes for 72 yards
- Also returned 23 kickoffs for 469 yards (20.4 yards per return)

PERSONAL

- Named all-region running back and returner of the year at Knoxville West (Knoxville, Tenn.) High School
- Finished with school-record 5,594 yards and 63 total TDs, including one passing TD
- Has two dogs named Ava and Ollie
- Favorite athlete growing up was LaDainian Tomlinson

NATHAN COTTRELL'S NFL REGULAR SEASON RUSHING/RECEIVING STATISTICS

DATE	TEAM	RUSHING								RECEIVING			
		GP	GS	NO.	YDS.	AVG.	LG	TD	NO.	YDS.	AVG.	LG	TD
2020	Jaguars	8	0	0	0	0.0	0	0	0	0	0.0	0	0
2021	Jaguars	4	0	1	3	3.0	3	0	0	0	0.0	0	0
NFL TOTALS		12	0	1	3	3.0	3	0	0	0	0.0	0	0

NATHAN COTTRELL'S NFL REGULAR SEASON RETURN STATISTICS

DATE	TEAM	KICKOFF RETURNS					PUNT RETURNS					
		RET.	YDS.	AVG.	LG	TD	NO.	FC	YDS.	AVG.	LG	TD
2020	Jaguars	7	123	17.6	30	0	0	0	0	0.0	0	0
2021	Jaguars	0	0	0.0	0	0	0	0	0	0.0	0	0
NFL TOTALS		7	123	17.6	30	0	0	0	0	0.0	0	0

SINGLE-GAME HIGHS: RUSHING/RECEIVING

Rush Attempts 1 at New York Jets, Dec 26, 2021
Rushing Yards 3 at New York Jets, Dec 26, 2021
Longest Runs 3 at New York Jets, Dec 26, 2021
All-Purpose Yards 54 vs. Chicago Bears, Dec 27, 2020
 34 vs. Cleveland Browns, Nov 29, 2020
Kickoff Returns 3 vs. Chicago Bears, Dec 27, 2020
 2 vs. Cleveland Browns, Nov 29, 2020

Kickoff Return Yards 54 vs. Chicago Bears, Dec 27, 2020
 34 vs. Cleveland Browns, Nov 29, 2020
Longest Kickoff Return 30 vs. Chicago Bears, Dec 27, 2020
 19 at Baltimore Ravens, Dec 20, 2020
Kickoff Return Average 18.0 vs. Chicago Bears, Dec 27, 2020
Special Teams Tackles 1 vs. Indianapolis Colts, Jan 09, 2022
 1 at New England Patriots, Jan 02, 2022
 ...6 more at 1.



2021 GAME-BY-GAME REGULAR-SEASON STATISTICS (JAGUARS)

DATE	OPPONENT	P/S	RUSHING					RECEIVING					W/L	SCORE
			NO.	YDS.	AVG.	LG	TD	NO.	YDS.	AVG.	LG	TD		
09/12	at Texans												L	21-37
09/19	Broncos												L	13-23
09/26	Cardinals												L	19-31
09/30	at Bengals												L	21-24
10/10	Titans												L	19-37
10/17	Dolphins												W	23-20
10/31	at Seahawks												L	7-31
11/07	Bills												W	9-6
11/14	at Colts												L	17-23
11/21	49ers												L	10-30
11/28	Falcons												L	14-21
12/05	at Rams												L	7-37
12/12	at Titans												L	0-20
12/19	Texans	P	0	0	0.0	0	0	0	0	0.0	0	0	L	16-30
12/26	at Jets												L	21-26
01/02	at Patriots												L	10-50
01/09	Colts												W	26-11
2021 TOTALS		1-0	0	0	0.0	0	0	0	0	0.0	0	0	0	3-14





XAVIER CRAWFORD | 22

POSITION: DEFENSIVE BACK

HT: 5-11 | **WT:** 185 | **DOB:** 10-12-1995

COLLEGE: CENTRAL MICHIGAN

HOMETOWN: PITTSBURG, CALIF.

ACQ: UFA (CHI)-'22

EXP: 4th YEAR

@XCrawford_22

@xcrawford_22

KEY TRANSACTIONS

- Originally drafted by Houston in the sixth round (195th overall) in the 2019 draft
- Claimed off waivers by Miami on 10/29/19
- Signed with Chicago on 12/30/19
- Signed with Jacksonville as an unrestricted free agent on 3/24/22

PRO

2021 (Bears)

- Played in 13 games with one start, owning 11 tackles (nine solo) on the season
- **11/25 at DET:** Notched a career-high four tackles
- **12/5 vs. ARI:** Made his first-career start

2020 (Bears)

- Saw action in three games; spent a majority of the season on the practice squad

2019 (Texans & Dolphins)

- Saw action in five games for the Miami Dolphins and Houston Texans, but did not record any stats

COLLEGE

- Finished his college career at Central Michigan, playing one season (2018) for the Chippewas, totaling 24 tackles (18 solo), 3.0 tackles for loss, two fumble recoveries, one interception and 12 passes defended in 11 games as a redshirt junior
- Spent three seasons at Oregon State (2015-17), before suffering a season-ending injury in 2017 and transferring to Central Michigan
- Totaled 87 tackles (63 solo), 2.0 tackles for loss, 1.0 sack, one interception, 13 passes defended and one forced fumble in 17 games during his time at Oregon State

PERSONAL

- Attended Pittsburg (Calif.) High School
- Played wide receiver and defensive back
- Participated in track & field
- Favorite athlete growing up was Kobe Bryant

XAVIER CRAWFORD'S NFL REGULAR SEASON DEFENSIVE STATISTICS

DATE	TEAM	GP	TACKLES							INTERCEPTIONS							O. FUMB					ST					MISC	
			GS	TK	S	A	TFL	YDS	SK	YDS	QBH	NO	YDS	LG	TD	PD	FF	FR	TD	YDS	TK	S	A	FF	FR	S	A	
2019	Texans	4	0	0	0	0	0	0	0.0	0.0	0	0	0	0	0	0	0	0	0	0	2	1	1	0	0	0	0	
Went from Houston to Miami.																												
2019	Dolphins	2	0	0	0	0	0	0	0.0	0.0	0	0	0	0	0	0	0	0	0	0	0	0	0	0	0	0	0	
2019	TOTAL	6	0	0	0	0	0	0	0.0	0.0	0	0	0	0	0	0	0	0	0	0	2	1	1	0	0	0	0	
2020	Bears	3	0	2	2	0	0	0	0.0	0.0	0	0	0	0	0	0	0	0	0	0	2	0	2	0	0	0	0	
2021	Bears	13	1	11	9	2	0	0	0.0	0.0	0	0	0	0	0	0	0	0	0	0	4	2	2	0	0	0	0	
NFL TOTALS		22	1	13	11	2	0	0	0.0	0.0	0	0	0	0	0	0	0	0	0	0	8	3	5	0	0	0	0	

XAVIER CRAWFORD'S NFL POSTSEASON DEFENSIVE STATISTICS

DATE	TEAM	GP	TACKLES							INTERCEPTIONS							O. FUMB					ST					MISC	
			GS	TK	S	A	TFL	YDS	SK	YDS	QBH	NO	YDS	LG	TD	PD	FF	FR	TD	YDS	TK	S	A	FF	FR	S	A	
2020	Bears	0	0	0	0	0	0	0	0.0	0.0	0	0	0	0	0	0	0	0	0	0	0	0	0	0	0	0	0	
NFL TOTALS		0	0	0	0	0	0	0	0.0	0.0	0	0	0	0	0	0	0	0	0	0	0	0	0	0	0	0	0	

SINGLE-GAME HIGHS: DEFENSIVE

Total Tackles 4 at Detroit Lions, Nov 25, 2021
3 vs. Green Bay Packers, Oct 17, 2021

Solo Tackles 3 at Detroit Lions, Nov 25, 2021
2 at Green Bay Packers, Dec 12, 2021
...3 more at 2.

Special Teams Tackles 2 at Las Vegas Raiders, Oct 10, 2021
1 vs. San Francisco 49ers, Oct 31, 2021
...5 more at 1.



2021 GAME-BY-GAME REGULAR-SEASON STATISTICS (BEARS)

DATE	OPPONENT	P/S	TACKLES							INTERCEPTIONS					O. FUMB				ST				MISC		SCORE			
			TK	S	A	SK	YDS	TFL	YDS	QBH	NO	YDS	LG	TD	PD	FF	FR	TD	YDS	TK	S	A	FF	FR		S	A	W/L
09/12	at Rams	P	0	0	0	0.0	0.0	0	0	0	0	0	0	0	0	0	0	0	0	0	0	0	0	0	0	0	L	14-34
09/19	Bengals	P	0	0	0	0.0	0.0	0	0	0	0	0	0	0	0	0	0	0	0	0	0	0	0	0	0	0	W	20-17
09/26	at Browns	P	0	0	0	0.0	0.0	0	0	0	0	0	0	0	0	0	0	0	0	0	0	0	0	0	0	0	L	6-26
10/03	Lions	P	0	0	0	0.0	0.0	0	0	0	0	0	0	0	0	0	0	0	0	0	0	0	0	0	0	0	W	24-14
10/10	at Raiders	P	0	0	0	0.0	0.0	0	0	0	0	0	0	0	0	0	0	0	0	0	0	0	0	0	0	0	W	20-9
10/17	Packers	P	3	2	1	0.0	0.0	0	0	0	0	0	0	0	0	0	0	0	0	0	0	0	0	0	0	0	L	14-24
10/24	at Buccaneers	P	0	0	0	0.0	0.0	0	0	0	0	0	0	0	0	0	0	0	0	0	0	0	0	0	0	0	L	3-38
10/31	49ers	P	0	0	0	0.0	0.0	0	0	0	0	0	0	0	0	0	0	0	0	0	0	0	0	0	0	0	L	22-33
11/08	at Steelers	P	0	0	0	0.0	0.0	0	0	0	0	0	0	0	0	0	0	0	0	0	0	0	0	0	0	0	L	27-29
11/21	Ravens	P	0	0	0	0.0	0.0	0	0	0	0	0	0	0	0	0	0	0	0	0	0	0	0	0	0	0	L	13-16
11/25	at Lions	P	4	3	1	0.0	0.0	0	0	0	0	0	0	0	0	0	0	0	0	0	0	0	0	0	0	0	W	16-14
12/05	Cardinals	S	2	2	0	0.0	0.0	0	0	0	0	0	0	0	0	0	0	0	0	0	0	0	0	0	0	0	L	22-33
12/12	at Packers	P	2	2	0	0.0	0.0	0	0	0	0	0	0	0	0	0	0	0	0	0	0	0	0	0	0	0	L	30-45
12/20	Vikings																									L	9-17	
12/26	at Seahawks																									W	25-24	
01/02	Giants																									W	29-3	
01/09	at Vikings																									L	17-31	
2021 TOTALS			13-1	11	9	2	0.0	0.0	0	0	0	0	0	0	0	0	0	0	0	0	0	0	0	0	0	0	6-11	





COY CRONK | 64

POSITION: OFFENSIVE LINEMAN
HT: 6-4 | **WT:** 318 | **DOB:** 1-18-1998
COLLEGE: IOWA
HOMETOWN: LAFAYETTE, IND.
ACQ: FA-'21
EXP: 1st YEAR

KEY TRANSACTIONS

- Signed by Green Bay as an undrafted free agent on 5/14/21
- Signed to Jacksonville's practice squad on 10/22/21

PRO

Jaguars (2021)

- Spent majority of season on the practice squad

COLLEGE

- Spent his graduate season at Iowa (2020), playing in two games with two starts at right tackle, after playing three seasons at Indiana (2017-19) and starting all 40 games he appeared in at left tackle

PERSONAL

- Volunteered with "Fishing Has No Boundaries" while in college, which provides recreational fishing opportunities to anglers with disabilities
- Interned for Teamwork, a sport performance facility in Linton, Ind., during the summer of 2019, and helped local athletes improve their strength and conditioning
- His father, Nick, played football at Wabash College
- Has one dog named Izzy

COY CRONK'S NFL REGULAR SEASON STATISTICS

DATE	TEAM	GP	GS
2021	Jaguars	0	0
NFL TOTALS		0	0

2021 GAME-BY-GAME REGULAR-SEASON STATISTICS (JAGUARS)

DATE	OPPONENT	P/S		W/L	SCORE
09/12	at Texans		NOT ON ROSTER	L	21-37
09/19	Broncos		NOT ON ROSTER	L	13-23
09/26	Cardinals		NOT ON ROSTER	L	19-31
09/30	at Bengals		NOT ON ROSTER	L	21-24
10/10	Titans		NOT ON ROSTER	L	19-37
10/17	Dolphins		NOT ON ROSTER	W	23-20
10/31	at Seahawks		PRACTICE SQUAD	L	7-31
11/07	Bills		PRACTICE SQUAD	W	9-6
11/14	at Colts		PRACTICE SQUAD	L	17-23
11/21	49ers		PRACTICE SQUAD	L	10-30
11/28	Falcons		PRACTICE SQUAD	L	14-21
12/05	at Rams		PRACTICE SQUAD	L	7-37
12/12	at Titans		PRACTICE SQUAD	L	0-20
12/19	Texans		PRACTICE SQUAD	L	16-30
12/26	at Jets		PRACTICE SQUAD	L	21-26
01/02	at Patriots		PRACTICE SQUAD	L	10-50
01/09	Colts		PRACTICE SQUAD	W	26-11
2021 TOTALS		0-0		3-14	





SHABARI DAVIS | 31

POSITION: CORNERBACK
HT: 6-1 | **WT:** 186 | **DOB:** 1-19-1997
COLLEGE: SOUTHEAST MISSOURI STATE
HOMETOWN: GARDEN CITY, GA.
ACQ: FA-'22
EXP: R

@AthleteOfDaYr
 @mr.gardencity

KEY TRANSACTIONS

- Originally signed by Jacksonville as a rookie free agent on 5/2/22

COLLEGE

- Named Second-Team All-Ohio Valley Conference as a punt returner in 2020... Started all eight games at cornerback... Registered 23 tackles and tied for first on the team with two interceptions... Led the team with 49 interception return yards and was second with four pass breakups
- Saw action in 13 games and made six starts in 2019... Registered 25 tackles, including 21 solo stops... Had five pass breakups, forced a fumble and returned his only interception for 10 yards
- Saw action in 11 games as a sophomore... Registered 17 tackles with 13 solo stops... Ranked second on the team with two interceptions and added five pass breakups
- Played in all 11 games and made three starts at cornerback as a freshman... Registered 12 tackles, including 10 solo stops

PERSONAL

- Played football at Garden City Community College for one season before transferring to Southeast Missouri State
- Played quarterback and defensive back in high school
- Enjoys making music in his spare time

SHABARI DAVIS' COLLEGE DEFENSIVE STATISTICS

DATE	TEAM	TACKLES						INTERCEPTIONS					FUMBLES		
		GP	TK	S	A	TFL	YDS	NO	YDS	LG	TD	PD	FF	FR	YDS
2017	Southeast Missouri St.	11	12	10	2	1	2	2	45	27	0	9	0	0	0
2018	Southeast Missouri St.	11	17	13	4	0	0	2	28	25	0	7	0	0	0
2019	Southeast Missouri St.	13	25	21	4	0	0	1	10	10	0	6	1	0	0
2020	Southeast Missouri St.	8	23	15	8	1	1	2	33	33	1	6	0	0	0
2021	Southeast Missouri St.	9	21	16	5	1	9	1	0	0	0	5	0	0	0
COLLEGE TOTALS		52	98	75	23	3	12	8	132	33	1	33	1	0	0

SHABARI DAVIS' COLLEGE KICKOFF/PUNT RETURN STATISTICS

DATE	TEAM	KICKOFF RETURNS					PUNT RETURNS				
		RET.	YDS.	AVG.	LG	TD	NO.	YDS	AVG	LG	TD
2017	Southeast Missouri St.	0	0	0	0	0	10	127	12.7	37	0
2018	Southeast Missouri St.	0	0	0	0	0	2	43	21.5	29	0
2019	Southeast Missouri St.	4	76	19.0	24	0	7	92	13.1	46	1
2020	Southeast Missouri St.	5	89	17.8	24	0	10	95	9.5	22	0
2021	Southeast Missouri St.	6	214	35.7	86	1	9	46	5.1	12	0
COLLEGE TOTALS		15	379	25.3	86	1	38	403	10.6	46	1





DE'SHAAN DIXON | 47

POSITION: OUTSIDE LINEBACKER
HT: 6-4 | **WT:** 247 | **DOB:** 12-16-1998
COLLEGE: NORFOLK STATE
HOMETOWN: CHESAPEAKE, VA.
ACQ: FA-'22
EXP: R

@thenames18

@deshaan_dixon

KEY TRANSACTIONS

- Originally signed by Jacksonville as a rookie free agent on 5/2/22

COLLEGE


- Saw action in eight games as a freshman in 2017... Registered eight tackles, one sack, two pass breakups and a fumble recovery
- Played in all 11 games in his second season with four starts.... Totaled 31 tackles, one for loss, with one pass deflection and three quarterback hurries on the year
- Became an All-MEAC third-team selection in his junior season... Led all Spartan defensive linemen with 61 total tackles ... Also posted seven tackles for loss, including 4.5 sacks and a team-leading seven quarterback hurries... Broke up three passes and recovered one fumble
- Appeared in 11 games in 2021 and tallied a career-high 9.0 sacks... Also added 54 total tackles and one forced fumble

PERSONAL

- Majored in sociology
- Finished his senior year of high school with 52 tackles, 18 tackles for loss, nine sacks and 23 quarterback hurries
- Has three dogs named Jackson, Dixon, and Lofton

DE'SHAAN DIXON'S COLLEGE DEFENSIVE STATISTICS																
DATE	TEAM	GP	TACKLES						INTERCEPTIONS					FUMBLES		
			TK	S	A	TFL	YDS	SK	YDS	NO	YDS	LG	TD	PD	FF	FR
2017	Norfolk State	8	8	2	6	1	6	1	6	0	0	0	0	2	0	1
2018	Norfolk State	11	31	13	18	4	13	0	0	0	0	0	1	0	0	
2019	Norfolk State	12	61	23	28	7	22	4.5	18	0	0	0	3	0	1	
2021	Norfolk State	11	54	31	23	12.5	59	9	51	0	0	0	4	1	0	
COLLEGE TOTALS		42	154	69	85	24.5	100	14.5	75	0	0	0	10	1	1	





EVAN ENGRAM | 17

POSITION: TIGHT END

HT: 6-3 | WT: 240 | DOB: 2-9-1994

COLLEGE: OLE MISS

HOMETOWN: POWDER SPRINGS, GA.

ACQ: UFA (NYG)-'22

EXP: 6th YEAR

@eazyengram

@eazyengram

KEY TRANSACTIONS

- Originally drafted by the New York Giants in the first round (23rd overall) in the 2017 draft
- Signed by Jacksonville as an unrestricted free agent on 3/16/22

PRO

2021 (Giants)

- Appeared in 15 games and posted 46 catches for 408 yards and three TDs
- **11/7 vs L.V.:** Recorded three receptions for 38 yards and one TD

2020 (Giants)

- Selected to his first Pro Bowl
- Finished the season with 63 receptions for 654 yards and one TD
- **11/8 at WAS:** Recorded five receptions for 48 yards and one TD

2019 (Giants)

- Appeared in eight games with six starts and posted 44 receptions for 467 yards and three TDs
- **9/8 at DAL:** Caught 11 passes for 116 yards and one TD

2018 (Giants)

- Finished the season with 45 receptions for 577 yards and three TDs
- **12/30 vs. DAL:** Recorded five receptions for 81 yards and one TD

2017 (Giants)

- Recorded the fifth most receptions (64) and receiving yards (722) by a rookie in franchise history... He also had the seventh most touchdown receptions (6) by a rookie in franchise history
- **12/3 at OAK:** Posted seven receptions for 99 yards and one TD

COLLEGE

- All-time Ole Miss leader in receptions (162), receiving yards (2,320) and TD catches (15) by a tight end
- First player in school history to earn All-SEC honors four times
- Ended his career as nation's leader among active TEs in career receiving yards
- Among all Rebels, ranks fourth in career receptions, fifth in receiving yards and tied for sixth in TD catches
- Two-year team captain and started in 42 of 45 games played in his Rebel career

PERSONAL

- Sister, Mackenzie, played basketball at Georgia and was named Second Team All-SEC in her senior season (2017-18)
- Son of Michelle Zelina and Derrick Engram
- Made U.M.A.A. Honor Roll for Fall 2014
- Integrated marketing communications major
- Favorite musical artist is Drake
- Was teammates with WR Laquon Treadwell at Ole Miss
- In June of 2022, traveled to England to participate in An Evening With Jaguars Stars, an event hosted by Sky Sports' Neil Reynolds, as a player panelist in London and Manchester

EVAN ENGRAM'S NFL REGULAR SEASON RUSHING/RECEIVING STATISTICS

DATE	TEAM	GP	GS	RECEIVING					RUSHING				
				NO.	YDS.	AVG.	LG	TD	NO.	YDS.	AVG.	LG	TD
2017	Giants	15	11	64	722	11.3	35	6	1	14	14.0	14	0
2018	Giants	11	8	45	577	12.8	54	3	3	36	12.0	14	0
2019	Giants	8	6	44	467	10.6	75t	3	3	7	2.3	5	0
2020	Giants	16	14	63	654	10.4	53	1	6	26	4.3	9	1
2021	Giants	15	12	46	408	8.9	30t	3	1	-3	-3.0	-3	0
NFL TOTALS		65	51	262	2,828	10.8	75T	16	14	80	5.7	14	1



SINGLE-GAME HIGHS: RUSHING/RECEIVING

Rush Attempts	2 at Philadelphia Eagles, Oct 22, 2020 2 at Dallas Cowboys, Oct 11, 2020 ...2 more at 2.	Receiving Average	25.7 at Washington Redskins, Dec 09, 2018 21.5 at Cincinnati Bengals, Nov 29, 2020
Rushing Yards	26 at Indianapolis Colts, Dec 23, 2018 14 vs. Philadelphia Eagles, Dec 17, 2017	Longest Receptions	75t at Tampa Bay Buccaneers, Sep 22, 2019 54 vs. Tampa Bay Buccaneers, Nov 18, 2018
Longest Runs	14 at Indianapolis Colts, Dec 23, 2018 14 vs. Philadelphia Eagles, Dec 17, 2017	Receiving TDs	1 at Philadelphia Eagles, Dec 26, 2021 1 vs. Las Vegas Raiders, Nov 07, 2021 ...14 more at 1.
Rushing TDs	1 at Dallas Cowboys, Oct 11, 2020	All-Purpose Yards	129 at Cincinnati Bengals, Nov 29, 2020 116 at Dallas Cowboys, Sep 08, 2019
Receptions	11 at Dallas Cowboys, Sep 08, 2019 8 vs. Tennessee Titans, Dec 16, 2018 ...1 more at 8.	Most TDs	1 at Philadelphia Eagles, Dec 26, 2021 1 vs. Las Vegas Raiders, Nov 07, 2021 ...15 more at 1.
Receiving Yards	129 at Cincinnati Bengals, Nov 29, 2020 116 at Dallas Cowboys, Sep 08, 2019	Miscellaneous Tackles	1 at Dallas Cowboys, Oct 10, 2021 1 at Los Angeles Rams, Oct 04, 2020 ...3 more at 1.

100-YARD RECEIVING GAMES (3): REGULAR SEASON

DATE	TEAM	NO.	YDS.	AVG.	LG	TD
09/08/19	at Cowboys	11	116	10.5	22	1
09/22/19	at Buccaneers	6	113	18.8	75t	1
11/29/20	at Bengals	6	129	21.5	53	0

2021 GAME-BY-GAME REGULAR-SEASON STATISTICS (GIANTS)

DATE	OPPONENT	P/S	RECEIVING					RUSHING					W/L	SCORE
			NO.	YDS.	AVG.	LG	TD	NO.	YDS.	AVG.	LG	TD		
09/12	Broncos												L	13-27
09/16	at Football Team												L	29-30
09/26	Falcons	S	2	21	10.5	13	0	0	0	0.0	0	0	L	14-17
10/03	at Saints	P	5	27	5.4	8	0	1	-3	-3.0	-3	0	W	27-21+
10/10	at Cowboys	S	4	55	13.8	18	0	0	0	0.0	0	0	L	20-44
10/17	Rams	S	3	24	8.0	11	0	0	0	0.0	0	0	L	11-38
10/24	Panthers	S	6	44	7.3	18	0	0	0	0.0	0	0	W	25-3
11/01	at Chiefs	S	3	15	5.0	7	1	0	0	0.0	0	0	L	17-20
11/07	Raiders	S	3	38	12.7	30t	1	0	0	0.0	0	0	W	23-16
11/22	at Buccaneers	S	2	12	6.0	9	0	0	0	0.0	0	0	L	10-30
11/28	Eagles	S	3	37	12.3	20	0	0	0	0.0	0	0	W	13-7
12/05	at Dolphins	S	4	61	15.3	18	0	0	0	0.0	0	0	L	9-20
12/12	at Chargers	S	1	8	8.0	8	0	0	0	0.0	0	0	L	21-37
12/19	Cowboys	P	4	33	8.3	15	0	0	0	0.0	0	0	L	6-21
12/26	at Eagles	P	4	17	4.3	9t	1	0	0	0.0	0	0	L	10-34
01/02	at Bears	S	1	12	12.0	12	0	0	0	0.0	0	0	L	3-29
01/09	Football Team	S	1	4	4.0	4	0	0	0	0.0	0	0	L	7-22
2021 TOTALS		15-12	46	408	8.9	30T	3	1	-3	-3.0	-3	0	4-13	

+ - Overtime





TRAVIS ETIENNE JR. | 1

POSITION: RUNNING BACK
HT: 5-10 | **WT:** 215 | **DOB:** 1-26-1999
COLLEGE: CLEMSON
HOMETOWN: JENNINGS, LA.
ACQ: D1-'21
EXP: 2nd YEAR

@swaggy_t1
 @t.etiennejr

KEY TRANSACTIONS

- Originally drafted by Jacksonville in the first round (25th overall) in the 2021 draft

PRO

2021 (Jaguars)

- Missed the 2021 season with a foot injury suffered on 8/14 against New Orleans

COLLEGE

- Rushed 686 times for 4,952 yards with 70 rushing touchdowns and caught 102 passes for 1,155 yards and eight receiving TDs
- NCAA FBS record holder for most career games scoring a touchdown (46 of 55 career games) and is the ACC career record-holder for rushing yards (4,952), total touchdowns (78), rushing touchdowns (70) and points (468)
- Named ACC Offensive Player of the Year in 2018 and 2019
- Finished his career ranked No. 1 in ACC history in both rushing yards (4,952) and rushing touchdowns (70)
- Part of a senior class that helped Clemson to four ACC titles, four College Football Playoff berths, two national championship appearances and a national title, all while becoming the first FBS senior class since 2010 to go undefeated at home

2020

- Doak Walker Award finalist, Hornung Award finalist, Maxwell Award semifinalist, Walter Camp Player of the Year semifinalist, named as a first-team All-American as an all-purpose or athlete selection
- Rushed 168 times for 914 yards with 14 rushing touchdowns over 12 games (all starts) and recorded Clemson single-season records for a running back in receptions (48) and receiving yards (588) and tying the running back mark for 100-yard receiving games (two) while adding two receiving touchdowns
- 9/12 at Wake Forest:** Rushed 17 times for 102 yards and a touchdown and caught three passes for 47 yards, with his 18th career 100-yard rushing performance in the game, setting a Clemson record for career 100-yard rushing games
- 10/24 vs. Syracuse:** Rushed 16 times for 86 yards with a career-high-tying three rushing touchdowns and also added three catches for 20 yards... Entered the top 10 in FBS history in career rushing touchdowns

2019

- ACC Player of the Year, an honor he won for the second straight season, First-Team All-ACC selection, ACC Honor Roll selection
- Recorded 1,614 yards on 207 carries (7.8) and 19 rushing touchdowns plus 37 catches for 432 yards and four receiving touchdowns in 15 games
- 8/29 vs. Georgia Tech:** Posted a career-high 205 yards and matched his career high with three rushing touchdowns on 12 carries
- 10/19 at Louisville:** Rushed 14 times for 192 yards with one touchdown to share team offensive player of the game honors at Louisville, marking the 11th time in his career he averaged 10.0 yards per carry

2018

- ACC Player of the Year, ACC Offensive Player of the Year, First-Team All-ACC
- Produced the most prolific rushing season in school history, rushing for a school-record 1,658 yards on 204 carries with a school-record 24 rushing touchdowns and 12 catches for 78 yards and two receiving touchdowns in 15 games (all starts)
- Tied the ACC record for total touchdowns with 26
- 9/29 vs. Syracuse:** Named ACC Running Back of the Week against Syracuse after posting career highs in rushing attempts (27), rushing yards (203) and rushing touchdowns (three)
- 1/7 vs. Alabama:** Tied Clemson bowl record with three total touchdowns (two rushing and one receiving) in the National Championship Game, finishing the contest with 86 yards on 14 carries and 5 yards on his touchdown reception

2017

- Third-Team All-ACC selection, All-ACC Academic selection
- 9/2 vs. Kent State:** Had a game-high 81 yards and a touchdown on eight carries in his collegiate debut against Kent State
- 9/23 vs. Boston College:** Rushed for a game-high 113 yards and two touchdowns on nine carries, named ACC Rookie-of-the-Week

PERSONAL

- Earned degree in sports communication in 2020
- Rushed for 2,459 yards on 211 attempts (11.7 yards per rush), had 35 rushing touchdowns and 39 total touchdowns his senior year at Jennings High in 2016
- His younger brother, Trevor, is a running back at the University of Florida
- College decision came down to Clemson, LSU, Texas A&M and Tennessee
- Has a mini bernadoodle named Uno

TRAVIS ETIENNE JR.'S NFL REGULAR SEASON RUSHING/RECEIVING STATISTICS

DATE	TEAM	RUSHING								RECEIVING				
		GP	GS	NO.	YDS.	AVG.	LG	TD	NO.	YDS.	AVG.	LG	TD	
2021	Jaguars	0	0	0	0	0.0	0	0	0	0	0	0.0	0	0
NFL TOTALS		0	0	0	0	0.0	0	0	0	0	0	0.0	0	0



TRAVIS ETIENNE JR.'S NFL REGULAR SEASON RETURN STATISTICS

DATE	TEAM	KICKOFF RETURNS					PUNT RETURNS					
		RET.	YDS.	AVG.	LG	TD	NO.	FC	YDS.	AVG.	LG	TD
2021	Jaguars	0	0	0.0	0	0	0	0	0	0.0	0	0
NFL TOTALS		0	0	0.0	0	0	0	0	0	0.0	0	0

2021 GAME-BY-GAME REGULAR-SEASON STATISTICS (JAGUARS)

DATE	OPPONENT	P/S	RUSHING					RECEIVING					W/L	SCORE
			NO.	YDS.	AVG.	LG	TD	NO.	YDS.	AVG.	LG	TD		
09/12	at Texans												L	21-37
09/19	Broncos												L	13-23
09/26	Cardinals												L	19-31
09/30	at Bengals												L	21-24
10/10	Titans												L	19-37
10/17	Dolphins												W	23-20
10/31	at Seahawks												L	7-31
11/07	Bills												W	9-6
11/14	at Colts												L	17-23
11/21	49ers												L	10-30
11/28	Falcons												L	14-21
12/05	at Rams												L	7-37
12/12	at Titans												L	0-20
12/19	Texans												L	16-30
12/26	at Jets												L	21-26
01/02	at Patriots												L	10-50
01/09	Colts												W	26-11
2021 TOTALS		0-0	0	0	0.0	0	0	0	0	0.0	0	0	0	3-14





LUKE FARRELL | 89

POSITION: TIGHT END
HT: 6-5 | **WT:** 250 | **DOB:** 10-14-1997
COLLEGE: OHIO STATE
HOMETOWN: PERRY, OHIO
ACQ: D5-'21
EXP: 2nd YEAR

@LukeFarrell89
 @lukefarrell89

KEY TRANSACTIONS

- Originally selected in the fifth round (145th overall) in the 2021 Draft

PRO

2021 (Jaguars)

- Finished his rookie campaign with four starts in 15 games played... Compiled seven receptions for 56 yards
- 9/30 at CIN:** Started at tight end for the first time in his career... Recorded a 7-yard reception
- 9/19 vs DEN:** Saw action on offense and special teams in home debut... Recorded a 6-yard catch, his first career reception
- 9/12 at HOU:** Appeared on offense and special teams in NFL debut

COLLEGE

- Played in 44 games for the Buckeyes and started 32 times
- Collegiate totals include 34 career receptions for 380 yards, four touchdowns and an 11.2 yards per reception average
- In 2020, caught a touchdown in the College Football Playoff semifinal versus Clemson

PERSONAL

- Farrell was an Associated Press All-State selection as a senior in 2015 after catching 33 passes for 446 yards at Perry High School
- The ninth tight end to be drafted in Jaguars history
- Graduated with his degree in human development and family studies
- Is the son of Kelly and Matt Farrell
- Has an older brother, Nolan, who attended Ohio State, and a sister, Celeste
- His favorite movie is The Big Lebowski

LUKE FARRELL'S NFL REGULAR SEASON RUSHING/RECEIVING STATISTICS

DATE	TEAM	GP	GS	RECEIVING					RUSHING				
				NO.	YDS.	AVG.	LG	TD	NO.	YDS.	AVG.	LG	TD
2021	Jaguars	15	4	7	56	8.0	21	0	0	0	0.0	0	0
NFL TOTALS		15	4	7	56	8.0	21	0	0	0	0.0	0	0

LUKE FARRELL'S NFL REGULAR SEASON RETURN STATISTICS

DATE	TEAM	KICKOFF RETURNS					PUNT RETURNS					
		RET.	YDS.	AVG.	LG	TD	NO.	FC	YDS.	AVG.	LG	TD
2021	Jaguars	0	0	0.0	0	0	0	0	0	0.0	0	0
NFL TOTALS		0	0	0.0	0	0	0	0	0	0.0	0	0

SINGLE-GAME HIGHS: RECEIVING

Receptions	1 at New England Patriots, Jan 02, 2022	Longest Receptions	21 vs. Miami Dolphins, Oct 17, 2021
	1 at Seattle Seahawks, Oct 31, 2021		13 vs. Tennessee Titans, Oct 10, 2021
	...5 more at 1.	All-Purpose Yards	21 vs. Miami Dolphins, Oct 17, 2021
Receiving Yards	21 vs. Miami Dolphins, Oct 17, 2021		13 vs. Tennessee Titans, Oct 10, 2021
	13 vs. Tennessee Titans, Oct 10, 2021		



2021 GAME-BY-GAME REGULAR-SEASON STATISTICS (JAGUARS)

DATE	OPPONENT	P/S	RECEIVING					RUSHING					W/L	SCORE
			NO.	YDS.	AVG.	LG	TD	NO.	YDS.	AVG.	LG	TD		
09/12	at Texans	P	0	0	0.0	0	0	0	0	0.0	0	0	L	21-37
09/19	Broncos	P	1	6	6.0	6	0	0	0	0.0	0	0	L	13-23
09/26	Cardinals	P	1	-1	-1.0	-1	0	0	0	0.0	0	0	L	19-31
09/30	at Bengals	S	1	7	7.0	7	0	0	0	0.0	0	0	L	21-24
10/10	Titans	P	1	13	13.0	13	0	0	0	0.0	0	0	L	19-37
10/17	Dolphins	P	1	21	21.0	21	0	0	0	0.0	0	0	W	23-20
10/31	at Seahawks	P	1	3	3.0	3	0	0	0	0.0	0	0	L	7-31
11/07	Bills	P	0	0	0.0	0	0	0	0	0.0	0	0	W	9-6
11/14	at Colts	S	0	0	0.0	0	0	0	0	0.0	0	0	L	17-23
11/21	49ers	P	0	0	0.0	0	0	0	0	0.0	0	0	L	10-30
11/28	Falcons						INACTIVE						L	14-21
12/05	at Rams	P	0	0	0.0	0	0	0	0	0.0	0	0	L	7-37
12/12	at Titans	P	0	0	0.0	0	0	0	0	0.0	0	0	L	0-20
12/19	Texans						INACTIVE						L	16-30
12/26	at Jets	P	0	0	0.0	0	0	0	0	0.0	0	0	L	21-26
01/02	at Patriots	S	1	7	7.0	7	0	0	0	0.0	0	0	L	10-50
01/09	Colts	S	0	0	0.0	0	0	0	0	0.0	0	0	W	26-11
2021 TOTALS		15-4	7	56	8.0	21	0	0	0	0.0	0	0	3-14	





FOLORUNSO FATUKASI | 94

POSITION: DEFENSIVE LINEMAN
HT: 6-4 | **WT:** 318 | **DOB:** 4-3-1995
COLLEGE: CONNECTICUT
HOMETOWN: FAR ROCKAWAY, NY
ACQ: FA-'22
EXP: 5th YEAR

@mr.fatukasi

KEY TRANSACTIONS

- Originally drafted by the Jets in the sixth round (180th overall) in the 2018 draft
- Signed by Jacksonville as an unrestricted free agent on 3/16/22

PRO

2021 (Jets)

- Started in 15 games and finished the season with 46 tackles, including five tackles for loss
- Registered a single-season career high with 15 quarterback pressures
- 1/22 vs. TB:** Tallied four tackles, including two tackles for loss

2020 (Jets)

- Played in 15 games with eight starts and recorded 42 total tackles, 2.0 sacks, two passes defended, one fumble recovery and one forced fumble
- 12/13 at SEA:** Recorded two tackles for loss and two quarterback hits

2019 (Jets)

- Saw action in 14 games and tallied 27 total tackles, 1.0 sack and one pass defended
- 12/22 vs. PIT:** Recorded four tackles and 1.0 sack

2018 (Jets)

- Saw action in one game

COLLEGE

- In 2016, started all 12 games at defensive tackle... Completed the season with 43 tackles, 2.5 tackles for loss, three sacks, four quarterback hurries and a blocked kick... Set a new career-high with 10 tackles and recorded a sack at ECU (Oct. 29)
- In 2015, named All-American Athletic Conference honorable mention. Also led the team with eight tackles for a loss and was third in sacks with seven
- Played in all 12 games on the defensive line in 2014 and posted 31 tackles, including three tackles for loss

PERSONAL

- Selected by his teammates as a defensive captain at the start of the 2021 season
- Recipient of the Dennis Byrd Most Inspirational Player
- 2019 Kyle Clifton "Good Guy" Award winner
- A communication sciences major
- His younger brother Olakunle attended Rutgers University and currently plays for the Tampa Bay Buccaneers

FOLORUNSO FATUKASI'S NFL REGULAR SEASON DEFENSIVE STATISTICS

DATE	TEAM	GP	GS	TACKLES							INTERCEPTIONS					O. FUMB				ST			MISC				
				TK	S	A	TFL	YDS	SK	YDS	QBH	NO	YDS	LG	TD	PD	FF	FR	TD	YDS	TK	S	A	FF	FR	S	A
2018	Jets	1	0	0	0	0	0	0	0	0.0	0.0	0	0	0	0	0	0	0	0	0	0	0	0	0	0	0	0
2019	Jets	14	0	27	14	13	7	20	1.0	5.0	3	0	0	0	0	1	0	0	0	0	0	0	0	0	0	0	0
2020	Jets	15	8	42	22	20	6	16	2.0	7.0	5	0	0	0	2	1	1	0	2	0	0	0	0	0	0	0	0
2021	Jets	15	15	45	25	20	5	24	0.0	0.0	5	0	0	0	0	0	0	0	0	0	0	0	0	0	0	0	0
NFL TOTALS		45	23	114	61	53	18	60	3.0	12.0	13	0	0	0	0	3	1	1	0	2	0	0	0	0	0	0	0

SINGLE-GAME HIGHS: DEFENSIVE

Total Tackles	7 vs. New England Patriots, Nov 09, 2020 6 at Los Angeles Chargers, Nov 22, 2020	Forced Fumbles	1 vs. New England Patriots, Nov 09, 2020
Solo Tackles	4 vs. Tampa Bay Buccaneers, Jan 02, 2022 4 vs. Tennessee Titans, Oct 03, 2021 ...1 more at 4.	Fumble Recoveries	1 vs. Cleveland Browns, Dec 27, 2020
Sacks	1.0 at Seattle Seahawks, Dec 13, 2020 1.0 vs. Miami Dolphins, Nov 29, 2020 ...1 more at 1.0.	Tackles For Loss	2 vs. Tampa Bay Buccaneers, Jan 02, 2022 2 at Seattle Seahawks, Dec 13, 2020 ...1 more at 2.
Passes Defended	1 vs. Las Vegas Raiders, Dec 06, 2020 1 vs. Denver Broncos, Oct 01, 2020 ...1 more at 1.	Longest Opponent's Fumble Return	2 vs. Cleveland Browns, Dec 27, 2020



2021 GAME-BY-GAME REGULAR-SEASON STATISTICS (JETS)

DATE	OPPONENT	P/S	TACKLES							INTERCEPTIONS					O. FUMB				ST				MISC		SCORE		
			TK	S	A	SK	YDS	TFL	YDS	QBH	NO	YDS	LG	TD	PD	FF	FR	TD	YDS	TK	S	A	FF	FR		S	A
09/12	at Panthers	S	3	2	1	0.0	0.0	0	0	1	0	0	0	0	0	0	0	0	0	0	0	0	0	0	0	L	14-19
09/19	Patriots	S	1	0	1	0.0	0.0	0	0	0	0	0	0	0	0	0	0	0	0	0	0	0	0	0	L	6-25	
09/26	at Broncos	S	4	1	3	0.0	0.0	0	0	0	0	0	0	0	0	0	0	0	0	0	0	0	0	0	L	0-26	
10/03	Titans	S	5	4	1	0.0	0.0	0	0	0	0	0	0	0	0	0	0	0	0	0	0	0	0	0	W	27-24+	
10/10	at Falcons	S	4	2	2	0.0	0.0	0	0	1	0	0	0	0	0	0	0	0	0	0	0	0	0	0	L	20-27	
10/24	at Patriots	S	2	2	0	0.0	0.0	1	0	1	0	0	0	0	0	0	0	0	0	0	0	0	0	0	L	13-54	
10/31	Bengals	S	2	1	1	0.0	0.0	1	0	1	0	0	0	0	0	0	0	0	0	0	0	0	0	0	W	34-31	
11/04	at Colts	S	4	3	1	0.0	0.0	0	0	1	0	0	0	0	0	0	0	0	0	0	0	0	0	0	L	30-45	
11/14	Bills	S	1	0	1	0.0	0.0	0	0	0	0	0	0	0	0	0	0	0	0	0	0	0	0	0	L	17-45	
11/21	Dolphins	S	1	0	1	0.0	0.0	0	0	0	0	0	0	0	0	0	0	0	0	0	0	0	0	0	L	17-24	
11/28	at Texans	S	2	1	1	0.0	0.0	0	0	0	0	0	0	0	0	0	0	0	0	0	0	0	0	0	W	21-14	
12/05	Eagles	S	5	3	2	0.0	0.0	0	0	0	0	0	0	0	0	0	0	0	0	0	0	0	0	0	L	18-33	
12/12	Saints	S	5	1	4	0.0	0.0	1	1	0	0	0	0	0	0	0	0	0	0	0	0	0	0	0	L	9-30	
12/19	at Dolphins										DID NOT PLAY														L	24-31	
12/26	Jaguars										DID NOT PLAY														W	26-21	
01/02	Buccaneers	S	4	4	0	0.0	0.0	2	23	0	0	0	0	0	0	0	0	0	0	0	0	0	0	0	L	24-28	
01/09	at Bills	S	2	1	1	0.0	0.0	0	0	0	0	0	0	0	0	0	0	0	0	0	0	0	0	0	L	10-27	
2021 TOTALS			15-15	45	25	20	0.0	0.0	5	24	5	0	0	0	0	0	0	0	0	0	0	0	0	0	4-13		

+ - Overtime





NICK FORD | 77

POSITION: OFFENSIVE LINEMAN
HT: 6-5 | **WT:** 310 | **DOB:** 8-10-1999
COLLEGE: UTAH
HOMETOWN: SAN PEDRO, CALIF.
ACQ: FA-'22
EXP: R

 @NickFord55
 @nickford55

KEY TRANSACTIONS

- Originally signed by Jacksonville as a rookie free agent on 5/2/22

COLLEGE

- Three-time All-Pac-12 offensive lineman, earning first-team in 2020 and 2021
- 44 career games, 40 starts
- Started at center (15), right guard (13), left guard (9), right tackle (2) and left tackle (1) at Utah

PERSONAL

- Played football and lettered in track and field at San Pedro HS in California
- His father played wide receiver at Cal from 1986-89
- Has two dogs, a great dane named Clea and a German Shepard/Saint Bernard mix named Groot

NICK FORD'S COLLEGE STATISTICS

DATE	TEAM	GP	GS
2018	Utah	11	7
2019	Utah	14	14
2020	Utah	5	5
2021	Utah	14	14
COLLEGE TOTALS		44	40





RUDY FORD | 5

POSITION: SAFETY
HT: 6-0 | **WT:** 210 | **DOB:** 1-11-1994
COLLEGE: AUBURN
HOMETOWN: NEW HOPE, ALA.
ACQ: UFA (PHI)-21
EXP: 6th YEAR

@j2fordthree

KEY TRANSACTIONS

- Originally drafted by Arizona in the sixth round (208th overall) of the 2017 Draft
- Traded to Philadelphia on 8/22/19
- Signed by Jacksonville as a free agent on 3/17/21

PRO

2021 (Jaguars)

- Concluded his first season in Jacksonville with four starts in 15 games... Tallied 50 total tackles (37 solo) and three passes defended
- **12/5 at LAR:** Started at safety and recorded six total tackles (three solo), including a 0.5 sack, marking the first sack of his career
- **11/7 vs. BUF:** Recorded the first interception of his career and finished his game with career highs in tackles (six) and passes defended (three)... Ford's three passes defended were the most by a Jaguars safety since S Jonathan Cyprien registered three passes defended on Dec. 29, 2013

2020 (Eagles)

- Saw action in eight games with one start in final regular season contest against Washington
- Recorded four total tackles (three solo) and 13 special teams tackles

2019 (Eagles)

- Appeared in 10 games in first season in Philadelphia mostly on special teams
- Finished the season with three total tackles (one solo) and five special teams tackles
- **11/17 vs. NE:** Saw action at safety and recorded three total tackles (one solo)

2018 (Cardinals)

- Totaled four tackles on defense and eight stops on special teams in 13 games
- **10/18 vs. DEN:** Made his first-career start registering three tackles and one special teams tackle

2017 (Cardinals)

- Played on special teams in the first 10 games and totaled five special teams tackles before suffering a season-ending knee injury
- **9/10 at DET:** Notched a special teams tackle in his NFL debut

COLLEGE

- In four seasons at Auburn, Ford appeared in 52 games (34 starts) and totaled 275 tackles, 1.5 sacks, 11.5 tackles for loss, five INTs, three forced fumbles and a fumble recovery
- Led the Tigers in tackles in both 2014 (93) and 2015 (118)

PERSONAL

- Attended New Hope (Big Cove, Ala.) High School where he gained 1,669 yards and scored 27 TDs as a senior
- Class 3A first-team all-state selection, was also chosen to play in the Alabama-Mississippi All-Star game
- Named the top running back prospect in Alabama on Rivals.com
- Real first name is Johnathan, was given the nickname "Rudy" as a child by his uncle Phillip

RUDY FORD'S NFL REGULAR SEASON DEFENSIVE STATISTICS

DATE	TEAM	GP	TACKLES							INTERCEPTIONS						O. FUMB				ST				MISC			
			GS	TK	S	A	TFL	YDS	SK	YDS	QBH	NO	YDS	LG	TD	PD	FF	FR	TD	YDS	TK	S	A	FF	FR	S	A
2017	Cardinals	10	0	0	0	0	0	0	0.0	0.0	0	0	0	0	0	0	0	0	0	0	5	5	0	0	0	0	0
2018	Cardinals	13	1	3	1	2	0	0	0.0	0.0	0	0	0	0	0	0	0	0	0	0	6	6	0	0	0	0	0
2019	Eagles	10	0	2	1	1	0	0	0.0	0.0	0	0	0	0	0	0	0	0	0	0	4	2	2	0	0	0	0
2020	Eagles	8	1	4	3	1	1	1	0.0	0.0	0	0	0	0	0	0	0	0	0	0	11	10	1	0	0	0	0
2021	Jaguars	15	4	50	37	13	1	1	0.5	2.5	2	1	8	8	0	3	0	0	0	0	3	2	1	0	0	0	0
NFL TOTALS		56	6	59	42	17	2	2	0.5	2.5	2	1	8	8	0	3	0	0	0	0	29	25	4	0	0	0	0

RUDY FORD'S NFL POSTSEASON DEFENSIVE STATISTICS

DATE	TEAM	GP	TACKLES							INTERCEPTIONS						O. FUMB				ST				MISC			
			GS	TK	S	A	TFL	YDS	SK	YDS	QBH	NO	YDS	LG	TD	PD	FF	FR	TD	YDS	TK	S	A	FF	FR	S	A
2019	Eagles	0	0	0	0	0	0	0	0.0	0.0	0	0	0	0	0	0	0	0	0	0	0	0	0	0	0	0	0
NFL TOTALS		0	0	0	0	0	0	0	0.0	0.0	0	0	0	0	0	0	0	0	0	0	0	0	0	0	0	0	0



SINGLE-GAME HIGHS: DEFENSIVE

Total Tackles 7 vs. Buffalo Bills, Nov 07, 2021
 6 at Los Angeles Rams, Dec 05, 2021
Solo Tackles 6 vs. Buffalo Bills, Nov 07, 2021
 3 vs. Houston Texans, Dec 19, 2021
 ...7 more at 3.
Sacks 0.5 at Los Angeles Rams, Dec 05, 2021
Passes Defensed 3 vs. Buffalo Bills, Nov 07, 2021

Tackles For Loss 1 at Los Angeles Rams, Dec 05, 2021
 1 at Dallas Cowboys, Dec 27, 2020
Interceptions 1 vs. Buffalo Bills, Nov 07, 2021
Interception Return Yards 8 vs. Buffalo Bills, Nov 07, 2021
Special Teams Tackles 3 at Washington Football Team, Sep 13, 2020
 2 at New York Giants, Nov 15, 2020
 ...4 more at 2.

2021 GAME-BY-GAME REGULAR-SEASON STATISTICS (JAGUARS)



DATE	OPPONENT	P/S	TACKLES									INTERCEPTIONS					O. FUMB				ST				MISC				SCORE								
			TK	S	A	SK	YDS	TFL	YDS	QBH	NO	YDS	LG	TD	PD	FF	FR	TD	YDS	TK	S	A	FF	FR	S	A	W/L										
09/12	at Texans	P	3	2	1	0.0	0.0	0	0	0	0	0	0	0	0	0	0	0	0	0	0	0	0	0	0	0	0	L	21-37								
09/19	Broncos	P	3	3	0	0.0	0.0	0	0	0	0	0	0	0	0	0	0	0	0	0	0	0	0	0	0	0	0	L	13-23								
09/26	Cardinals	P	3	3	0	0.0	0.0	0	0	0	0	0	0	0	0	0	0	0	0	0	0	0	0	0	0	0	L	19-31									
09/30	at Bengals	P	1	0	1	0.0	0.0	0	0	0	0	0	0	0	0	0	0	0	0	0	0	0	0	0	0	0	L	21-24									
10/10	Titans	P	0	0	0	0.0	0.0	0	0	0	0	0	0	0	0	0	0	0	0	0	0	0	0	0	0	0	L	19-37									
10/17	Dolphins	P	3	3	0	0.0	0.0	0	0	0	0	0	0	0	0	0	0	0	0	0	0	0	0	0	0	0	W	23-20									
10/31	at Seahawks	P	5	3	2	0.0	0.0	0	0	0	0	0	0	0	0	0	0	0	0	0	0	0	0	0	0	0	L	7-31									
11/07	Bills	S	7	6	1	0.0	0.0	0	0	0	1	8	8	0	3	0	0	0	0	1	1	0	0	0	0	0	0	W	9-6								
11/14	at Colts	S	4	3	1	0.0	0.0	0	0	0	0	0	0	0	0	0	0	0	0	0	0	0	0	0	0	0	L	17-23									
11/21	49ers	P	4	2	2	0.0	0.0	0	0	0	0	0	0	0	0	0	0	0	1	0	1	0	0	0	0	0	L	10-30									
11/28	Falcons	P	4	3	1	0.0	0.0	0	0	1	0	0	0	0	0	0	0	0	1	1	0	0	0	0	0	0	L	14-21									
12/05	at Rams	S	6	3	3	0.5	2.5	1	1	1	0	0	0	0	0	0	0	0	0	0	0	0	0	0	0	0	L	7-37									
12/12	at Titans	S	3	2	1	0.0	0.0	0	0	0	0	0	0	0	0	0	0	0	0	0	0	0	0	0	0	0	L	0-20									
12/19	Texans	P	3	3	0	0.0	0.0	0	0	0	0	0	0	0	0	0	0	0	0	0	0	0	0	0	0	0	L	16-30									
12/26	at Jets	P	1	1	0	0.0	0.0	0	0	0	0	0	0	0	0	0	0	0	0	0	0	0	0	0	0	0	L	21-26									
01/02	at Patriots																										L	10-50									
01/09	Colts																										W	26-11									
2021 TOTALS											15-4	50	37	13	0.5	2.5	1	1	2	1	8	8	0	3	0	0	0	0	0	3	2	1	0	0	0	0	3-14





LUKE FORTNER | 79

POSITION: OFFENSIVE LINEMAN
HT: 6-4 | **WT:** 307 | **DOB:** 5-15-1998
COLLEGE: KENTUCKY
HOMETOWN: SYLVANIA, OH
ACQ: D3-'22
EXP: R

 @lukefortner79
 @lfort79

KEY TRANSACTIONS

- Originally drafted by Jacksonville in the third round (65th overall) in the 2022 draft

COLLEGE

- Played in 55 career games with 36 consecutive starts
- Elected as a team captain in his sixth season and finished as a Campbell trophy finalist
- In 2020, started in all 10 games he appeared in
- During his junior season in 2019, started 13 games at right guard
- In 2018 appeared in 11 of 13 games... Blocked for All-SEC and All-American running back, Benny Snell Jr., UK's all-time leading rusher and the first player in school history to rush for 1,000 yards in three straight seasons
- As a redshirt freshman in 2017, saw action in eight games

PERSONAL

- Graduated from Kentucky in December of 2019 with a degree in mechanical engineering ... Completed his master's degree requirements in aerospace engineering and will officially graduate in May of 2022
- Uncle, Don Svec, played football at Youngstown St.
- Along with other UK engineering students and a team of Toyota Manufacturing engineers, Fortner worked for months to help design, test and manufacture a specially-built push cart vehicle through a project called "Lift Them Up"... The push cart vehicle provided a Kentucky Children's Hospital patient the chance to both accompany the Wildcats on the Cat Walk and attend a game at Kroger Field
- His favorite athlete growing up was Cleveland Browns offensive lineman Joe Thomas

LUKE FORTNER'S COLLEGE STATISTICS

DATE	TEAM	GP	GS
2017	Kentucky	8	0
2018	Kentucky	11	0
2019	Kentucky	13	13
2020	Kentucky	10	10
2021	Kentucky	13	13
COLLEGE TOTALS		55	36





BENJIE FRANKLIN | 36

POSITION: CORNERBACK

HT: 6-0 | **WT:** 172 | **DOB:** 10-22-1996

COLLEGE: TARLETON STATE

HOMETOWN: HOUSTON

ACQ: FA-'22

EXP: R

@benjie.franklin

KEY TRANSACTIONS

- Originally signed by Jacksonville as a rookie free agent on 5/2/22

COLLEGE

- Played two seasons at Navarro Junior College before transferring to Tarleton State
- As a junior in 2019, started all 12 games and finished the season with 38 tackles, including 31 solo, four interceptions and returned two for touchdowns, and seven passes defended
- In 2020, finished the season with 29 tackles (20 solo), a fumble recovery, an interception, two blocked kicks and six pass breakups
- Played in nine games in 2021 and completed the season with 36 total tackles (32 solo), three INTs, nine passes defended


PERSONAL

- Graduated from Alief High School in Houston, Texas in 2016
- Letterman in football and basketball
- Has a dog named BJ
- His favorite athlete growing up was Deion Sanders

BENJIE FRANKLIN'S COLLEGE DEFENSIVE STATISTICS

DATE	TEAM	GP	TACKLES							INTERCEPTIONS					FUMBLES				
			TK	S	A	TFL	YDS	SK	YDS	QBH	NO	YDS	LG	TD	PD	FF	FR	YDS	
2019	Tarleton State	12	38	31	7	0	0	0	0	0	0	4	156	83	2	11	0	0	0
2020	Tarleton State	8	29	20	9	1.5	1	0	0	0	1	53	53	0	7	0	1	0	
2021	Tarleton State	9	36	32	4	0	0	0	0	0	3	16	16	0	9	0	0	0	
COLLEGE TOTALS		29	103	83	20	1.5	1	0	0	0	8	225	83	2	27	0	1	0	





ADAM GOTSIS | 96

POSITION: DEFENSIVE LINEMAN
HT: 6-4 | **WT:** 290 | **DOB:** 9-23-1992
COLLEGE: GEORGIA TECH
HOMETOWN: MELBOURNE, AUSTRALIA
ACQ: FA-'21
EXP: 6th YEAR

@gotsis96
 @adamgotsis

KEY TRANSACTIONS

- Originally drafted by Denver in the second round (63rd overall) of the 2016 NFL Draft
- Signed by Jacksonville on 8/2/20
- Re-signed by Jacksonville on 5/4/22

PRO

2021 (Jaguars)

- Finished the season with three starts in 16 games... Posted 27 total tackles (20 solo), 3.0 sacks, and seven QB hits
- 1/9 vs. IND:** Saw action along the defensive line and posted four solo tackles, including 1.0 sack
- 9/19 vs. DEN:** Saw action along the defensive line and recorded two total tackles (two solo) including 1.0 sack, and two QB hits

2020 (Jaguars)

- Saw action in all 16 games, starting 13... Totaled 37 tackles (18 solo), four tackles for loss, three passes defended and one forced fumble
- 10/18 vs. DET:** Started at defensive end and posted two tackles, including one tackle for loss and one pass defended
- 12/13 vs. TEN:** Made his 40th career start at defensive end, assisting on three tackles and notching one tackle for loss

2019 (Broncos)

- Appeared in nine games with three starts before missing the last three contests due to a knee injury

2018 (Broncos)

- Played in all 16 games and registered 38 tackles (25 solo), six passes defended and 3.0 sacks
- 12/15 vs. CLE:** Tied a career high with six tackles, including a strip sack and a fourth-down tackle for loss in the fourth quarter

2017 (Broncos)

- Totaled 41 tackles (28 solo), four passes defended and 2.0 sacks

2016 (Broncos)

- Tallied 14 tackles (five solo), one pass defended and one fumble recovery in his rookie season

COLLEGE

- Appeared in 48 games (37 starts), totaling 110 tackles (69 solo), 12.5 sacks, two INTs, two fumble recoveries and four blocked kicks
- Named to the All-ACC Second Team by both the media and coaches as a junior

PERSONAL

- Attended Kew High School in Abbotsford, Victoria, Australia
- Competed in Australian Rules Football for eight years before playing American Rules Football in the Gridiron Victoria (club league with 13 teams across the state of Victoria) for the Monash Warriors in Melbourne
- Became the highest-drafted Australian-born player in NFL history

ADAM GOTSIS' NFL REGULAR SEASON DEFENSIVE STATISTICS

DATE	TEAM	GP	GS	TACKLES						INTERCEPTIONS						O. FUMB				ST				MISC						
				TK	S	A	TFL	YDS	SK	YDS	QBH	NO	YDS	LG	TD	PD	FF	FR	TD	YDS	TK	S	A	FF	FR	S	A			
2016	Broncos	16	0	14	5	9	0	0	0.0	0.0	3	0	0	0	0	1	0	1	0	0	0	0	0	0	0	0	0	0	0	0
2017	Broncos	16	13	41	28	13	4	10	2.0	4.0	5	0	0	0	0	4	0	1	0	0	0	0	0	0	0	0	0	0	0	0
2018	Broncos	16	12	38	25	13	4	16	3.0	17.0	7	0	0	0	0	6	2	1	0	0	0	0	0	0	0	0	0	0	0	0
2019	Broncos	9	3	16	11	5	1	2	0.0	0.0	0	0	0	0	0	2	0	0	0	0	0	0	0	0	0	0	0	0	0	0
2020	Jaguars	16	14	37	18	19	4	12	0.0	0.0	3	0	0	0	0	3	1	0	0	0	0	0	0	0	0	0	0	0	0	0
2021	Jaguars	16	3	27	20	7	6	24	3.0	17.0	7	0	0	0	0	0	0	0	0	0	0	0	0	0	0	0	0	0	0	0
NFL TOTALS		89	45	173	107	66	19	64	8.0	38.0	25	0	0	0	0	16	3	3	0	0	0	0	0	0	0	0	0	0	0	0



SINGLE-GAME HIGHS: DEFENSIVE

Total Tackles 6 vs. Cleveland Browns, Dec 15, 2018
6 at Indianapolis Colts, Dec 14, 2017

Solo Tackles 5 vs. Cleveland Browns, Dec 15, 2018
5 vs. Los Angeles Chargers, Sep 11, 2017

Sacks 1.0 vs. Indianapolis Colts, Jan 09, 2022
1.0 at Cincinnati Bengals, Sep 30, 2021
...6 more at 1.0.

Passes Defensed 2 vs. Seattle Seahawks, Sep 09, 2018
2 vs. Cincinnati Bengals, Nov 19, 2017

Forced Fumbles 1 at Baltimore Ravens, Dec 20, 2020
1 vs. Cleveland Browns, Dec 15, 2018
...1 more at 1.

Fumble Recoveries 1 at New York Jets, Oct 07, 2018
1 vs. New York Jets, Dec 10, 2017
...1 more at 1.

Tackles For Loss 1 vs. Indianapolis Colts, Jan 09, 2022
1 at Los Angeles Rams, Dec 05, 2021
...17 more at 1.

2021 GAME-BY-GAME REGULAR-SEASON STATISTICS (JAGUARS)

DATE	OPPONENT	P/S	TACKLES							INTERCEPTIONS					O. FUMB				ST				MISC		W/L	SCORE			
			TK	S	A	SK	YDS	TFL	YDS	QBH	NO	YDS	LG	TD	PD	FF	FR	TD	YDS	TK	S	A	FF	FR			S	A	
09/12	at Texans		INACTIVE																				L	21-37					
09/19	Broncos	P	2	2	0	1.0	9.0	1	9	2	0	0	0	0	0	0	0	0	0	0	0	0	0	0	0	0	0	L	13-23
09/26	Cardinals	S	4	2	2	0.0	0.0	1	3	0	0	0	0	0	0	0	0	0	0	0	0	0	0	0	0	0	L	19-31	
09/30	at Bengals	S	3	2	1	1.0	6.0	1	6	1	0	0	0	0	0	0	0	0	0	0	0	0	0	0	0	L	21-24		
10/10	Titans	S	1	1	0	0.0	0.0	0	0	0	0	0	0	0	0	0	0	0	0	0	0	0	0	0	0	L	19-37		
10/17	Dolphins	P	0	0	0	0.0	0.0	0	0	0	0	0	0	0	0	0	0	0	0	0	0	0	0	0	0	W	23-20		
10/31	at Seahawks	P	0	0	0	0.0	0.0	0	0	0	0	0	0	0	0	0	0	0	0	0	0	0	0	0	0	L	7-31		
11/07	Bills	P	0	0	0	0.0	0.0	0	0	1	0	0	0	0	0	0	0	0	0	0	0	0	0	0	0	W	9-6		
11/14	at Colts	P	2	2	0	0.0	0.0	0	0	1	0	0	0	0	0	0	0	0	0	0	0	0	0	0	0	L	17-23		
11/21	49ers	P	0	0	0	0.0	0.0	0	0	0	0	0	0	0	0	0	0	0	0	0	0	0	0	0	0	L	10-30		
11/28	Falcons	P	3	2	1	0.0	0.0	1	2	0	0	0	0	0	0	0	0	0	0	0	0	0	0	0	0	L	14-21		
12/05	at Rams	P	2	1	1	0.0	0.0	1	2	0	0	0	0	0	0	0	0	0	0	0	0	0	0	0	0	L	7-37		
12/12	at Titans	P	1	0	1	0.0	0.0	0	0	1	0	0	0	0	0	0	0	0	0	0	0	0	0	0	0	L	0-20		
12/19	Texans	P	2	2	0	0.0	0.0	0	0	0	0	0	0	0	0	0	0	0	0	0	0	0	0	0	0	L	16-30		
12/26	at Jets	P	1	1	0	0.0	0.0	0	0	0	0	0	0	0	0	0	0	0	0	0	0	0	0	0	0	L	21-26		
01/02	at Patriots	P	2	1	1	0.0	0.0	0	0	0	0	0	0	0	0	0	0	0	0	0	0	0	0	0	0	L	10-50		
01/09	Colts	P	4	4	0	1.0	2.0	1	2	1	0	0	0	0	0	0	0	0	0	0	0	0	0	0	0	W	26-11		
2021 TOTALS			16-3	27	20	7	3.0	17.0	6	24	7	0	0	0	0	0	0	0	0	0	0	0	0	0	0	0	3-14		





SHAQUILL GRIFFIN | 26

POSITION: CORNERBACK

HT: 6-0 | **WT:** 200 | **DOB:** 7-20-1995

COLLEGE: CENTRAL FLORIDA

HOMETOWN: ST. PETERSBURG, FLA.

ACQ: UFA (SEA)-'21

EXP: 6th YEAR

@ShaquillG

@shaquillg

KEY TRANSACTIONS

- Originally drafted by Seattle in the third round (90th overall) of the 2017 draft
- Signed by Jacksonville as an unrestricted free agent on 3/16/21

PRO

2021 (Jaguars)

- Voted a team captain for the 2021 season
- Finished his first season with the Jaguars with 49 total tackles (36 solo), seven passes defended, and one forced fumble in 14 games (all starts)
- **9/19 vs. DEN:** Started at left cornerback in home Jaguars debut... Recorded five total tackles (three solo) and one pass defended
- **9/12 at HOU:** Started at left cornerback in Jaguars debut... Had four total tackles (three solo) and one pass defended

2020 (Seahawks)

- Played and started in 12 games... Recorded 63 total tackles and a career-high three interceptions
- **09/27 vs. DAL:** Hauled in first interception of the season
- **10/04 at MIA:** Had an interception in back-to-back games for the first time in his career
- **12/20 at WAS:** Recorded third INT of the season, a single-season career high

2019 (Seahawks)

- Was named to his first Pro Bowl as an injury replacement
- Started 14 games and had a career-high 65 total tackles and 13 passes defended

2018 (Seahawks)

- Started in all 16 games
- Finished the season with 62 total tackles, 8 passes defended and 2 interceptions

2017 (Seahawks)

- Started 11 of 15 games played in his rookie season
- **12/31 vs. ARI:** Recorded his first career interception

COLLEGE

- In four seasons, Griffin played in 46 career games and totaled 125 tackles, 36 passes defended and seven interceptions
- He also ran two picks back for touchdowns and blocked one kick as a Knight

PERSONAL

- Attended the 2022 DUUUVAL draft party at Daily's Place as a player panelist
- With twin brother, Shaquem, started their own track club in St. Petersburg
- Played little league football with Jaguars teammate Rayshawn Jenkins
- Was born a minute before Shaquem, with whom he played with at Central Florida

SHAQUILL GRIFFIN'S NFL REGULAR SEASON DEFENSIVE STATISTICS

DATE	TEAM	GP	GS	TACKLES						INTERCEPTIONS						O. FUMB			ST		MISC						
				TK	S	A	TFL	YDS	SK	YDS	QBH	NO	YDS	LG	TD	PD	FF	FR	TD	YDS	TK	S	A	FF	FR	S	A
2017	Seahawks	15	11	58	50	8	2	7	1.0	5.0	1	1	0	0	0	15	0	0	0	0	1	0	1	0	0	0	0
2018	Seahawks	16	16	62	55	7	3	6	0.0	0.0	0	2	8	8	0	8	0	0	0	0	0	0	0	0	0	0	
2019	Seahawks	14	14	65	45	20	2	2	0.0	0.0	0	0	0	0	0	13	0	0	0	0	0	0	0	0	0	0	
2020	Seahawks	12	12	63	53	10	2	2	0.0	0.0	0	3	20	16	0	12	0	0	0	0	0	0	0	0	0	0	
2021	Jaguars	14	14	49	36	13	0	0	0.0	0.0	2	0	0	0	0	7	1	0	0	0	0	0	0	0	0	0	
NFL TOTALS		71	67	297	239	58	9	17	1.0	5.0	3	6	28	16	0	55	1	0	0	0	1	0	1	0	0	0	

SHAQUILL GRIFFIN'S NFL POSTSEASON DEFENSIVE STATISTICS

DATE	TEAM	GP	GS	TACKLES						INTERCEPTIONS						O. FUMB			ST		MISC					
				TK	S	A	TFL	YDS	SK	YDS	QBH	NO	YDS	LG	TD	PD	FF	FR	TD	YDS	TK	S	A	FF	FR	S
2018	Seahawks	1	1	4	4	0	0	0	0.0	0.0	0	0	0	0	0	2	0	0	0	0	0	0	0	0	0	0
2019	Seahawks	2	2	7	5	2	0	0	0.0	0.0	0	0	0	0	0	1	0	0	0	0	0	0	0	0	0	0
2020	Seahawks	1	1	1	1	0	0	0	0.0	0.0	0	0	0	0	0	0	0	0	0	0	0	0	0	0	0	0
NFL TOTALS		4	4	12	10	2	0	0	0.0	0.0	0	0	0	0	0	3	0	0	0	0	0	0	0	0	0	0



SINGLE-GAME HIGHS: DEFENSIVE

Total Tackles	11 vs. Dallas Cowboys, Sep 27, 2020 10 at Green Bay Packers, Sep 10, 2017	Tackles For Loss	1 vs. Los Angeles Rams, Dec 27, 2020 1 vs. New York Giants, Dec 06, 2020 ...7 more at 1.
Solo Tackles	11 vs. Dallas Cowboys, Sep 27, 2020 10 at Green Bay Packers, Sep 10, 2017	Interceptions	2 at Chicago Bears, Sep 17, 2018 1 at Washington Football Team, Dec 20, 2020 ...3 more at 1.
Sacks	1.0 at Dallas Cowboys, Dec 24, 2017	Interception Return Yards	16 at Miami Dolphins, Oct 04, 2020 8 at Chicago Bears, Sep 17, 2018
Passes Defensed	3 at Miami Dolphins, Oct 04, 2020 3 at Cleveland Browns, Oct 13, 2019 ...2 more at 3.	Special Teams Tackles	1 at Tennessee Titans, Sep 24, 2017
Forced Fumbles	1 vs. Buffalo Bills, Nov 07, 2021		

SINGLE-GAME HIGHS - POSTSEASON: DEFENSIVE

Total Tackles	4 at Philadelphia Eagles, Jan 05, 2020 4 at Dallas Cowboys, Jan 05, 2019	Passes Defensed	2 at Dallas Cowboys, Jan 05, 2019 1 at Green Bay Packers, Jan 12, 2020
Solo Tackles	4 at Dallas Cowboys, Jan 05, 2019 3 at Green Bay Packers, Jan 12, 2020		

2021 GAME-BY-GAME REGULAR-SEASON STATISTICS (JAGUARS)

DATE	OPPONENT	P/S	TACKLES							INTERCEPTIONS					O. FUMB				ST				MISC			W/L	SCORE			
			TK	S	A	SK	YDS	TFL	YDS	QBH	NO	YDS	LG	TD	PD	FF	FR	TD	YDS	TK	S	A	FF	FR	S			A		
09/12	at Texans	S	4	3	1	0.0	0.0	0	0	0	0	0	0	0	0	1	0	0	0	0	0	0	0	0	0	0	0	0	L	21-37
09/19	Broncos	S	5	3	2	0.0	0.0	0	0	0	0	0	0	0	1	0	0	0	0	0	0	0	0	0	0	0	0	L	13-23	
09/26	Cardinals	S	6	5	1	0.0	0.0	0	0	0	0	0	0	0	0	0	0	0	0	0	0	0	0	0	0	0	L	19-31		
09/30	at Bengals	S	4	4	0	0.0	0.0	0	0	0	0	0	0	0	1	0	0	0	0	0	0	0	0	0	0	0	L	21-24		
10/10	Titans	S	3	2	1	0.0	0.0	0	0	0	0	0	0	0	1	0	0	0	0	0	0	0	0	0	0	0	L	19-37		
10/17	Dolphins	S	4	4	0	0.0	0.0	0	0	0	0	0	0	0	0	0	0	0	0	0	0	0	0	0	0	0	W	23-20		
10/31	at Seahawks	S	3	1	2	0.0	0.0	0	0	0	0	0	0	0	0	0	0	0	0	0	0	0	0	0	0	0	L	7-31		
11/07	Bills	S	3	2	1	0.0	0.0	0	0	0	0	0	0	0	0	1	0	0	0	0	0	0	0	0	0	0	W	9-6		
11/14	at Colts	S	3	3	0	0.0	0.0	0	0	0	0	0	0	0	1	0	0	0	0	0	0	0	0	0	0	0	L	17-23		
11/21	49ers	S	1	0	1	0.0	0.0	0	0	1	0	0	0	0	0	0	0	0	0	0	0	0	0	0	0	0	L	10-30		
11/28	Falcons																										L	14-21		
12/05	at Rams																										L	7-37		
12/12	at Titans	S	4	4	0	0.0	0.0	0	0	1	0	0	0	0	0	0	0	0	0	0	0	0	0	0	0	0	L	0-20		
12/19	Texans	S	5	4	1	0.0	0.0	0	0	0	0	0	0	0	0	0	0	0	0	0	0	0	0	0	0	0	L	16-30		
12/26	at Jets	S	0	0	0	0.0	0.0	0	0	0	0	0	0	0	1	0	0	0	0	0	0	0	0	0	0	0	L	21-26		
01/02	at Patriots																										L	10-50		
01/09	Colts	S	4	1	3	0.0	0.0	0	0	0	0	0	0	0	1	0	0	0	0	0	0	0	0	0	0	0	W	26-11		
2021 TOTALS			14-14	49	36	13	0.0	0.0	0	0	2	0	0	0	0	7	1	0	0	0	0	0	0	0	0	0	0	3-14		





GRAYSON GUNTER | 87

POSITION: TIGHT END

HT: 6-6 | WT: 250 | DOB: 11-13-1997

COLLEGE: SOUTHERN MISSISSIPPI

HOMETOWN: MADISON, MISS.

ACQ: FA-'22

EXP: R

@graysongunter

@graysongunter

KEY TRANSACTIONS

- Originally signed by Jacksonville as a rookie free agent on 5/2/22

COLLEGE

- Played three seasons at Arkansas before transferring to Southern Mississippi as a graduate transfer in 2020
- In 2021, appeared in 12 games and had 15 receptions for 182 yards and one touchdown
- In his first season at Southern Miss., played in 10 games making nine starts... Recorded eight receptions for 93 yards
- In 2019, played in 12 games and started six... Finished the year with six catches for 55 yards and one touchdown
- As a redshirt sophomore in 2018, played in 11 games and caught four passes for 51 yards and one touchdown
- In 2016 as a true freshman, appeared in all 13 games playing mostly on special teams

PERSONAL

- In his senior season of high school, registered 27 receptions for 406 yards and five touchdowns in eight games
- Played basketball in high school and led Madison Central to Class 6A state championship game in junior and senior seasons
- His father Bubba played football at Ole Miss from 1989-91
- Has a dog named Nash
- Favorite musical artist is Riley Green

GRAYSON GUNTER'S COLLEGE RECEIVING STATISTICS

RECEIVING

DATE	TEAM	GP	NO.	YDS	AVG	LG	TD
2016	Arkansas	13	1	29	29.0	29	0
2018	Arkansas	11	4	51	12.8	23	1
2019	Arkansas	12	6	55	9.2	23	1
2020	Southern Miss.	10	8	93	11.6	30	0
2021	Southern Miss.	12	15	182	12.1	26	1
COLLEGE TOTALS		58	34	410	14.9	30	3





MARVIN HALL | 14

POSITION: WIDE RECEIVER

HT: 5-10 | WT: 190 | DOB: 10-4-1993

COLLEGE: WASHINGTON

HOMETOWN: LOS ANGELES, CALIF.

ACQ: FA-'22

EXP: 4th YEAR

@bigplayhall_A2N

@marvin_hall17

KEY TRANSACTIONS

- Originally signed by Las Vegas as an undrafted rookie free agent on 6/6/16
- Signed to the Arizona's practice squad on 12/14/16
- Signed by Atlanta as a free agent on 6/2/17
- Signed by Chicago as a free agent on 3/15/19
- Signed to Detroit's active roster on 9/22/19
- Claimed off of waivers by Cleveland on 12/7/20
- Signed by New England as a free agent on 6/4/21
- Signed by Atlanta as a free agent on 11/2/21
- Signed by Jacksonville as a free agent on 5/16/22

PRO

2021 (Falcons)

- Saw action in two games last season and recorded one reception for 10 yards

2020 (Lions and Browns)

- Appeared in 12 games total with six starts for the Browns and Lions
- Recorded a career best 18 receptions for 302 yards and two touchdowns
- **9/20/20 at G.B.:** Started the first game of his NFL career... Finished the game with one reception for 24 yards and one TD
- **11/1/20 vs. IND:** Hauled in 4 passes for 113 yards, including a 73-yard reception

2019 (Lions)

- Among players with at least 250 receiving yards in 2019, Hall led the NFL in yards per reception (37.3)
- Played in nine games and posted seven receptions for 261 yards and one TD

2018 (Falcons)

- Posted 10 receptions for 149 yards and one TD in 10 games

2017 (Falcons)

- Played in eight games and recorded two receptions for 60 yards and one TD

COLLEGE

- Played primarily on special teams at the University of Washington from 2012-15 and added 409 receiving yards, one receiving touchdown, 91 passing yards and two touchdowns

PERSONAL

- Prepped at Dorsey (Calif.) H.S. where he was a decorated track & field athlete
- Notched victories in the 100 meters, 200 meters, 4x100, and 4x400 relay teams to help lead Dorsey to the L.A. City Section championship as a senior
- Favorite musical artists are Nipsey Hussle and Kendrick Lamar

MARVIN HALL'S NFL REGULAR SEASON RUSHING/RECEIVING STATISTICS

DATE	TEAM	RECEIVING							RUSHING				
		GP	GS	NO.	YDS.	AVG.	LG	TD	NO.	YDS.	AVG.	LG	TD
2017	Falcons	8	0	2	60	30.0	40t	1	0	0	0.0	0	0
2018	Falcons	16	0	10	149	14.9	47t	1	2	0	0.0	3	0
2019	Lions	9	1	7	261	37.3	58	1	1	7	7.0	7	0
2020	Lions	11	5	17	290	17.1	73	2	1	1	1.0	1	0
2021	Falcons	2	0	1	10	10.0	10	0	0	0	0.0	0	0
NFL TOTALS		46	6	37	770	20.8	73	5	4	8	2.0	7	0

MARVIN HALL'S NFL POSTSEASON RUSHING/RECEIVING STATISTICS

DATE	TEAM	RECEIVING							RUSHING				
		GP	GS	NO.	YDS.	AVG.	LG	TD	NO.	YDS.	AVG.	LG	TD
2017	Falcons	0	0	0	0	0.0	0	0	0	0	0.0	0	0
2020	Browns	0	0	0	0	0.0	0	0	0	0	0.0	0	0
NFL TOTALS		0	0	0	0	0.0	0	0	0	0	0.0	0	0



MARVIN HALL'S NFL REGULAR SEASON RETURN STATISTICS

DATE	TEAM	KICKOFF RETURNS					PUNT RETURNS					
		RET.	YDS.	AVG.	LG	TD	NO.	FC	YDS.	AVG.	LG	TD
2017	Falcons	0	0	0.0	0	0	0	0	0	0.0	0	0
2018	Falcons	26	616	23.7	53	0	1	1	0	0.0	0	0
2019	Lions	1	12	12.0	12	0	2	1	16	8.0	14	0
2020	Lions	2	13	6.5	11	0	0	0	0	0.0	0	0
2021	Falcons	0	0	0.0	0	0	0	0	0	0.0	0	0
NFL TOTALS		29	641	22.1	53	0	3	2	16	5.3	14	0

MARVIN HALL'S NFL POSTSEASON RETURN STATISTICS

DATE	TEAM	KICKOFF RETURNS					PUNT RETURNS					
		RET.	YDS.	AVG.	LG	TD	NO.	FC	YDS.	AVG.	LG	TD
2017	Falcons	0	0	0.0	0	0	0	0	0	0.0	0	0
2020	Browns	0	0	0.0	0	0	0	0	0	0.0	0	0
NFL TOTALS		0	0	0.0	0	0	0	0	0	0.0	0	0

SINGLE-GAME HIGHS: RUSHING/RECEIVING

Rush Attempts	1 at Jacksonville Jaguars, Oct 18, 2020 1 at Oakland Raiders, Nov 03, 2019 ...2 more at 1.	Kickoff Return Yards	109 at Green Bay Packers, Dec 09, 2018 105 at New Orleans Saints, Nov 22, 2018
Rushing Yards	7 at Oakland Raiders, Nov 03, 2019 3 vs. Dallas Cowboys, Nov 18, 2018	Longest Kickoff Return	53 vs. Cincinnati Bengals, Sep 30, 2018 41 at New Orleans Saints, Nov 22, 2018
Longest Runs	7 at Oakland Raiders, Nov 03, 2019 3 vs. Dallas Cowboys, Nov 18, 2018	Fair Catches	1 vs. Dallas Cowboys, Nov 17, 2019 1 at New Orleans Saints, Nov 22, 2018
Receptions	4 vs. Indianapolis Colts, Nov 01, 2020 3 at Carolina Panthers, Nov 22, 2020 ...2 more at 3.	Punt Return Yards	16 at Washington Redskins, Nov 24, 2019
Receiving Yards	113 vs. Indianapolis Colts, Nov 01, 2020 63 vs. New York Giants, Oct 22, 2018	Longest Punt Return	14 at Washington Redskins, Nov 24, 2019 2 at Washington Redskins, Nov 24, 2019 2 at Washington Redskins, Nov 24, 2019
Receiving Average	28.3 vs. Indianapolis Colts, Nov 01, 2020 21.0 vs. New York Giants, Oct 22, 2018	Punt Returns	1 vs. Arizona Cardinals, Dec 16, 2018
Longest Receptions	73 vs. Indianapolis Colts, Nov 01, 2020 58 at Green Bay Packers, Oct 14, 2019	Kickoff Return Average	35.0 at New Orleans Saints, Nov 22, 2018 31.7 vs. Cincinnati Bengals, Sep 30, 2018
Receiving TDs	1 vs. Washington Football Team, Nov 15, 2020 1 at Green Bay Packers, Sep 20, 2020 ...3 more at 1.	Special Teams Tackles	1 at Minnesota Vikings, Nov 08, 2020 1 at Tampa Bay Buccaneers, Dec 30, 2018 ...4 more at 1.
All-Purpose Yards	113 vs. Indianapolis Colts, Nov 01, 2020 106 at Green Bay Packers, Dec 09, 2018	Most TDs	1 vs. Washington Football Team, Nov 15, 2020 1 at Green Bay Packers, Sep 20, 2020 ...3 more at 1.
Kickoff Returns	5 at Green Bay Packers, Dec 09, 2018 4 at Tampa Bay Buccaneers, Dec 30, 2018	Miscellaneous Tackles	1 at Washington Redskins, Nov 24, 2019 1 at New Orleans Saints, Dec 24, 2017

100-YARD RECEIVING GAMES (1): REGULAR SEASON

DATE	TEAM	NO.	YDS.	AVG.	LG	TD
11/01/20	COLTS	4	113	28.3	73	0

2021 GAME-BY-GAME REGULAR-SEASON STATISTICS (FALCONS)

DATE	OPPONENT	P/S	RECEIVING					RUSHING					W/L	SCORE
			NO.	YDS.	AVG.	LG	TD	NO.	YDS.	AVG.	LG	TD		
11/07	at Saints												W	27-25
11/14	at Cowboys												L	3-43
11/18	Patriots	P	0	0	0.0	0	0	0	0	0.0	0	0	L	0-25
11/28	at Jaguars												W	21-14
12/05	Buccaneers												L	17-30
12/12	at Panthers												W	29-21
12/19	at 49ers												L	13-31
12/26	Lions												W	20-16
01/02	at Bills												L	15-29
01/09	Saints												L	20-30
2021 TOTALS		1-0	0	0	0.0	0	0	0	0	0.0	0	0	4-6	





DAVON HAMILTON | 52

POSITION: DEFENSIVE TACKLE

HT: 6-4 | **WT:** 335 | **DOB:** 1-2-1997

COLLEGE: OHIO STATE

HOMETOWN: PICKERINGTON, OHIO

ACQ: D3-'20

EXP: 3rd YEAR

@dmhamilton53

@davonhamilton53

KEY TRANSACTIONS

- Originally drafted by Jacksonville in the third round (73rd overall) of the 2020 draft

PRO

2021 (Jaguars)

- Finished the season with 46 total tackles (26 solo) including two tackles for loss and two passes defended in 16 games (eight starts)
- 12/19 vs. HOU:** Started at defensive tackle and recorded three solo tackles, including one tackle for loss, and one pass defended
- 10/10 vs. TEN:** Started at defensive tackle and tied for a team-high seven total tackles (five solo) and one pass defended

2020 (Jaguars)

- Saw action in 11 games during his rookie campaign, starting five, and totaled 30 tackles (14 solo), 1.0 sack, one fumble recovery, one pass defense and one tackle for loss... Placed on injured reserve on Dec. 5 with a knee injury
- 10/4 at CIN:** Saw action at defensive tackle and collected a career-high five tackles
- 10/25 at LAC:** Started at defensive end and posted a career-high eight tackles, including one tackle for loss, and two quarterback hits

COLLEGE

- Played in 54 games with 17 starts during four seasons in Columbus, accumulating 21 tackles for loss and 7.0 sacks
- Competed at the 2020 Senior Bowl
- Posted 33 reps on the bench press at the 2020 Combine, the most of any defensive lineman

PERSONAL

- Named First-Team Associated Press All-State in 2014 after a 67-tackle, 13-tackle-for-loss season while helping Pickerington to an 11-1 record and into the second round of the state playoffs
- Named the Ohio Capital Conference's Ohio Division Player of the Year and Division I Central District Player of the Year as a senior
- Son of Sabrina and Damian Hamilton
- Younger brother, Ty, will be a junior at Ohio State this year
- Has one dog named Charlie

DAVON HAMILTON'S NFL REGULAR SEASON DEFENSIVE STATISTICS

DATE	TEAM	GP	GS	TACKLES							INTERCEPTIONS					O. FUMB				ST				MISC					
				TK	S	A	TFL	YDS	SK	YDS	QBH	NO	YDS	LG	TD	PD	FF	FR	TD	YDS	TK	S	A	FF	FR	S	A		
2020	Jaguars	11	6	30	14	16	2	11	1.0	10.0	5	0	0	0	0	1	0	1	0	0	0	0	0	0	0	0	0	0	0
2021	Jaguars	16	8	46	26	20	2	13	1.0	12.0	2	0	0	0	0	2	0	1	0	0	0	0	0	0	0	0	0	0	
NFL TOTALS		27	14	76	40	36	4	24	2.0	22.0	7	0	0	0	0	3	0	2	0	0	0	0	0	0	0	0	0	0	

SINGLE-GAME HIGHS: DEFENSIVE

Total Tackles 8 at Los Angeles Chargers, Oct 25, 2020
7 vs. Tennessee Titans, Oct 10, 2021

Solo Tackles 4 at New England Patriots, Jan 02, 2022
4 vs. Tennessee Titans, Oct 10, 2021
...2 more at 4.

Sacks 1.0 at Indianapolis Colts, Nov 14, 2021
1.0 at Green Bay Packers, Nov 15, 2020

Passes Defensed 1 vs. Houston Texans, Dec 19, 2021
1 vs. Tennessee Titans, Oct 10, 2021
...1 more at 1.

Fumble Recoveries 1 vs. Indianapolis Colts, Jan 09, 2022
1 vs. Houston Texans, Nov 08, 2020

Tackles For Loss 1 vs. Houston Texans, Dec 19, 2021
1 at Indianapolis Colts, Nov 14, 2021
...2 more at 1.



2021 GAME-BY-GAME REGULAR-SEASON STATISTICS (JAGUARS)

DATE	OPPONENT	P/S	TACKLES								INTERCEPTIONS					O. FUMB				ST				MISC		SCORE		
			TK	S	A	SK	YDS	TFL	YDS	QBH	NO	YDS	LG	TD	PD	FF	FR	TD	YDS	TK	S	A	FF	FR	S		A	W/L
09/12	at Texans	S	4	0	4	0.0	0.0	0	0	0	0	0	0	0	0	0	0	0	0	0	0	0	0	0	0	0	L	21-37
09/19	Broncos	P	5	3	2	0.0	0.0	0	0	0	0	0	0	0	0	0	0	0	0	0	0	0	0	0	0	L	13-23	
09/26	Cardinals	S	1	0	1	0.0	0.0	0	0	0	0	0	0	0	0	0	0	0	0	0	0	0	0	0	0	L	19-31	
09/30	at Bengals	P	3	2	1	0.0	0.0	0	0	0	0	0	0	0	0	0	0	0	0	0	0	0	0	0	0	L	21-24	
10/10	Titans	S	7	4	3	0.0	0.0	0	0	0	0	0	0	0	1	0	0	0	0	0	0	0	0	0	0	L	19-37	
10/17	Dolphins	P	0	0	0	0.0	0.0	0	0	0	0	0	0	0	0	0	0	0	0	0	0	0	0	0	0	W	23-20	
10/31	at Seahawks	S	1	0	1	0.0	0.0	0	0	0	0	0	0	0	0	0	0	0	0	0	0	0	0	0	0	L	7-31	
11/07	Bills	P	1	0	1	0.0	0.0	0	0	0	0	0	0	0	0	0	0	0	0	0	0	0	0	0	0	W	9-6	
11/14	at Colts	P	2	2	0	1.0	12.0	1	12	1	0	0	0	0	0	0	0	0	0	0	0	0	0	0	0	L	17-23	
11/21	49ers	S	2	0	2	0.0	0.0	0	0	0	0	0	0	0	0	0	0	0	0	0	0	0	0	0	0	L	10-30	
11/28	Falcons	S	0	0	0	0.0	0.0	0	0	1	0	0	0	0	0	0	0	0	0	0	0	0	0	0	0	L	14-21	
12/05	at Rams																									L	7-37	
12/12	at Titans	P	4	3	1	0.0	0.0	0	0	0	0	0	0	0	0	0	0	0	0	0	0	0	0	0	0	L	0-20	
12/19	Texans	S	3	3	0	0.0	0.0	1	1	0	0	0	0	0	1	0	0	0	0	0	0	0	0	0	0	L	16-30	
12/26	at Jets	S	6	3	3	0.0	0.0	0	0	0	0	0	0	0	0	0	0	0	0	0	0	0	0	0	0	L	21-26	
01/02	at Patriots	P	5	4	1	0.0	0.0	0	0	0	0	0	0	0	0	0	0	0	0	0	0	0	0	0	0	L	10-50	
01/09	Colts	P	2	2	0	0.0	0.0	0	0	0	0	0	0	0	0	1	0	0	0	0	0	0	0	0	0	W	26-11	
2021 TOTALS			16-8	46	26	20	1.0	12.0	2	13	2	0	0	0	0	2	0	1	0	0	0	0	0	0	0	0	3-14	





TRE HERNDON | 37

POSITION: CORNERBACK
HT: 5-11 | **WT:** 190 | **DOB:** 5-3-1996
COLLEGE: VANDERBILT
HOMETOWN: CHATTANOOGA, TENN.
ACQ: FA-'18
EXP: 5th YEAR

@_423hern
 @423hern_

KEY TRANSACTIONS

- Originally signed by Jacksonville as an undrafted rookie on 4/30/18

PRO

2021 (Jaguars)

- Appeared in nine games making three starts... Had 17 total tackles including one tackle for loss
- 10/17 vs. MIA:** Started at nickel cornerback and recorded five total tackles (three solo), including one tackle for loss
- 9/30 at CIN:** Started at nickel in his first game of the 2021 season... Recorded five solo tackles

2020 (Jaguars)

- Saw action in all 16 games on the year, starting in 12... Amassed a career-high 76 tackles (64 solo), five passes defensed and 1.0 sack
- 11/22 vs. PIT:** Started at cornerback and notched a season-high seven tackles and one pass defensed
- 12/13 vs. TEN:** Started at cornerback, tying a career-best nine tackles (seven solo) and notched one pass defensed

2019 (Jaguars)

- Appeared in all 16 games, making 14 starts and led the team in both passes defensed (13) and INTs (three)... Also amassed 54 tackles (41 solo)
- 9/15 at HOU:** Recorded his first career start at cornerback, registering four tackles (three solo) and one pass defensed
- 12/22 at ATL:** Started and posted three solo tackles, two passes defensed and one INT

2018 (Jaguars)

- Tallied seven tackles (six solo) in 11 appearances
- 9/9 at NYG:** Saw action on special teams and recorded one special teams tackle in his NFL debut

COLLEGE

- Played both outside cornerback and nickel back for the Commodores
- Appeared in 48 career games with 36 starts and totaled 126 tackles (93 solo), 25 passes defensed, 2.5 tackles for a loss, 2.0 sacks and two INTs
- Started 29 consecutive games starting his sophomore to senior season

PERSONAL

- Three-year starter at East Hamilton (Chattanooga, Tenn.) High School where he helped the Hurricanes to a 10-3 record and 5A state playoffs in his senior year
- Named to Chattanooga Times-Free Press' "Best of Preps Team" and sportswriters' first-team all-state squad
- First football player from East Hamilton High School to sign a SEC scholarship
- Engaged to his fiancé, Treyleana, on July 17, 2021
- Son of Sabrina and Willie Herndon Jr.
- Has two dogs, a hound mix named Rambo and an American bull dog named Ali
- Herndon, along with his fiancé, Treyleana, donated 10,000 meals to Feeding Northeast Florida to those in need during COVID-19
- Has a strong passion for real estate investment

TRE HERNDON'S NFL REGULAR SEASON DEFENSIVE STATISTICS

DATE	TEAM	GP	GS	TACKLES							INTERCEPTIONS					O. FUMB				ST			MISC				
				TK	S	A	TFL	YDS	SK	YDS	QBH	NO	YDS	LG	TD	PD	FF	FR	TD	YDS	TK	S	A	FF	FR	S	A
2018	Jaguars	11	0	7	6	1	0	0	0.0	0.0	0	0	0	0	0	0	0	0	0	0	6	4	2	0	0	0	0
2019	Jaguars	16	14	54	41	13	1	5	0.0	0.0	0	3	0	0	0	13	0	0	0	0	1	1	0	0	0	0	0
2020	Jaguars	16	12	76	64	12	4	16	1.0	8.0	2	0	0	0	0	5	0	0	0	0	0	0	0	0	0	0	0
2021	Jaguars	9	3	17	12	5	1	0	0.0	0.0	0	0	0	0	0	0	0	0	0	0	0	0	0	0	0	0	0
NFL TOTALS		52	29	154	123	31	6	21	1.0	8.0	2	3	0	0	0	18	0	0	0	0	7	5	2	0	0	0	0



SINGLE-GAME HIGHS: DEFENSIVE

Total Tackles 9 vs. Tennessee Titans, Dec 13, 2020
 9 at Minnesota Vikings, Dec 06, 2020
 ...1 more at 9.

Solo Tackles 8 at Minnesota Vikings, Dec 06, 2020
 7 at Indianapolis Colts, Jan 03, 2021
 ...2 more at 7.

Sacks 1.0 vs. Houston Texans, Nov 08, 2020

Passes Defensed 2 at Atlanta Falcons, Dec 22, 2019
 2 at Indianapolis Colts, Nov 17, 2019
 ...2 more at 2.

Tackles For Loss 2 vs. Houston Texans, Nov 08, 2020
 1 vs. Miami Dolphins, Oct 17, 2021
 ...3 more at 1.

Interceptions 2 vs. New York Jets, Oct 27, 2019
 1 at Atlanta Falcons, Dec 22, 2019

Special Teams Tackles 2 vs. Tennessee Titans, Sep 23, 2018
 1 vs. New York Jets, Oct 27, 2019
 ...4 more at 1.

2021 GAME-BY-GAME REGULAR-SEASON STATISTICS (JAGUARS)

DATE	OPPONENT	P/S	TACKLES							INTERCEPTIONS					O. FUMB				ST				MISC		W/L	SCORE		
			TK	S	A	SK	YDS	TFL	YDS	QBH	NO	YDS	LG	TD	PD	FF	FR	TD	YDS	TK	S	A	FF	FR			S	A
09/12	at Texans																										L	21-37
09/19	Broncos																										L	13-23
09/26	Cardinals																										L	19-31
09/30	at Bengals	S	5	5	0	0.0	0.0	0	0	0	0	0	0	0	0	0	0	0	0	0	0	0	0	0	0	0	L	21-24
10/10	Titans	P	3	2	1	0.0	0.0	0	0	0	0	0	0	0	0	0	0	0	0	0	0	0	0	0	0	0	L	19-37
10/17	Dolphins	S	5	3	2	0.0	0.0	1	0	0	0	0	0	0	0	0	0	0	0	0	0	0	0	0	0	0	W	23-20
10/31	at Seahawks	P	0	0	0	0.0	0.0	0	0	0	0	0	0	0	0	0	0	0	0	0	0	0	0	0	0	0	L	7-31
11/07	Bills																										W	9-6
11/14	at Colts																										L	17-23
11/21	49ers																										L	10-30
11/28	Falcons	P	0	0	0	0.0	0.0	0	0	0	0	0	0	0	0	0	0	0	0	0	0	0	0	0	0	0	L	14-21
12/05	at Rams	P	0	0	0	0.0	0.0	0	0	0	0	0	0	0	0	0	0	0	0	0	0	0	0	0	0	0	L	7-37
12/12	at Titans																										L	0-20
12/19	Texans	P	0	0	0	0.0	0.0	0	0	0	0	0	0	0	0	0	0	0	0	0	0	0	0	0	0	0	L	16-30
12/26	at Jets																										L	21-26
01/02	at Patriots	S	1	0	1	0.0	0.0	0	0	0	0	0	0	0	0	0	0	0	0	0	0	0	0	0	0	0	L	10-50
01/09	Colts	P	3	2	1	0.0	0.0	0	0	0	0	0	0	0	0	0	0	0	0	0	0	0	0	0	0	0	W	26-11
2021 TOTALS		9-3	17	12	5	0.0	0.0	1	0	0	0	0	0	0	0	0	0	0	0	0	0	0	0	0	0	0	3-14	





JARED HOCKER | 70

POSITION: OFFENSIVE LINEMAN
HT: 6-6 | **WT:** 327 | **DOB:** 11-7-1998
COLLEGE: TEXAS A&M
HOMETOWN: NORTH RICHLAND HILLS, TEXAS
ACQ: FA-'21
EXP: 1st YEAR

@Jared_Hocker
 @jared_hocker

KEY TRANSACTIONS

- Originally signed as an undrafted free agent by Seattle on 5/14/21
- Signed by Los Angeles Rams to the practice squad on 9/2/21
- Signed by Jacksonville to the practice squad on 10/12/21

PRO

Jaguars (2021)

- Spent season on the practice squad

COLLEGE

- Started 32 of 37 career games for the Aggies, starting all 10 games at right guard in 2020
- Was a key part of one of the SEC's best offensive lines in the nation as the unit also led the SEC in sacks allowed (0.7), tackles for loss allowed (3.8) and yards per carry (5.45)

PERSONAL

- Attended Birdville High in North Richland Hills, Texas, where he was a third-team member on Dave Campbell's Texas Football Super Team
- Rated a three-star recruit by PrepStar and named to the PrepStar All-Southeast Region Team
- Favorite athlete growing up was Kobe Bryant

JARED HOCKER'S NFL REGULAR SEASON STATISTICS

DATE	TEAM	GP	GS
2021	Seahawks	0	0
Went from Seattle to L.A. Rams .			
2021	Rams	0	0
2021	TOTAL	0	0
NFL TOTALS		0	0

2021 GAME-BY-GAME REGULAR-SEASON STATISTICS (SEAHAWKS/RAMS)

DATE	OPPONENT	P/S		W/L	SCORE
09/12	at Colts		NOT ON ROSTER	W	28-16
09/19	Titans		NOT ON ROSTER	L	30-33+
09/26	at Vikings		NOT ON ROSTER	L	17-30
10/03	at 49ers		NOT ON ROSTER	W	28-21
10/07	Rams		NOT ON ROSTER	L	17-26
10/17	at Steelers		NOT ON ROSTER	L	20-23+
10/25	Saints		NOT ON ROSTER	L	10-13
10/31	Jaguars		PRACTICE SQUAD	W	31-7
Went from Seahawks to Rams .					
11/07	Titans		NOT ON ROSTER	L	16-28
Went from Rams to Seahawks .					
11/14	at Packers		NOT ON ROSTER	L	0-17
11/21	Cardinals		NOT ON ROSTER	L	13-23
11/29	at Football Team		NOT ON ROSTER	L	15-17
12/05	49ers		NOT ON ROSTER	W	30-23
12/12	at Texans		NOT ON ROSTER	W	33-13
12/21	at Rams		NOT ON ROSTER	L	10-20
12/26	Bears		NOT ON ROSTER	L	24-25
01/02	Lions		NOT ON ROSTER	W	51-29
01/09	at Cardinals		NOT ON ROSTER	W	38-30
2021 TOTALS		0-0		7-11	

+ - Overtime





RAYSHAWN JENKINS | 2

POSITION: SAFETY

HT: 6-1 | WT: 200 | DOB: 1-25-1994

COLLEGE: MIAMI

HOMETOWN: ST. PETERSBURG, FLA.

ACQ: UFA (LAC)-'21

EXP: 6th YEAR

Jenkz_26

@jenkz_26

KEY TRANSACTIONS

- Originally drafted by the Los Angeles Chargers in the fourth round (117th overall) of the 2017 draft
- Signed by Jacksonville as an unrestricted free agent on 3/15/21

PRO

2021 (Jaguars)

- Voted a team captain for the 2021 season
- Started in 14 games and tallied 66 tackles (49 solo), including one tackle for loss and recorded three passes defended
- 11/14 at IND:** Started at safety and recorded six total tackles (four solo) and one special teams tackle
- 9/12 at HOU:** Started at safety and had six solo tackles, one tackle for loss, one pass defended and one QB hit in his Jaguars debut

2020 (Chargers)

- Played and started in 15 games... Had a career-high 84 tackles (58 solo), four tackles for loss and two interceptions... Also had 1.0 sack and tied a career high with four passes defended

2019 (Chargers)

- Started all 16 games at safety, registering 52 tackles (34 solo) and two tackles for loss
- Recorded three INTs and four passes defended on the year... Had three tackles on special teams

2018 (Chargers)

- Appeared in 15 contests with one start at safety
- Posted 13 tackles (eight solo)... Recorded a half-sack, the first of his career, and 1.5 tackles for loss... Registered 10 tackles on special teams
- Started both postseason games at safety, recording 12 tackles (eight solo)... Added a special teams tackle

2017 (Chargers)

- Played in 15 games, missing one with a concussion
- Totaled five tackles (four solo), a pass defended and 11 tackles on special teams, pinning the opponent inside their own 20 four times

COLLEGE

- Played four seasons (2012-13, '15-16) at Miami with a medical redshirt in 2014, appearing in 49 career games with 33 starts
- Finished with 201 tackles, including eight tackles for loss and 1.5 sacks
- Posted nine INTs, 28 passes defended and a fumble recovery
- Earned honorable mention All-Atlantic Coast Conference as a senior when he ranked third on the team with 76 tackles (56 solo) while leading the team with two INTs.

PERSONAL

- Attended the 2022 DUUUVAL draft party at Daily's Place as a player panelist
- Has 17 siblings
- Played youth football with teammate Shaquill Griffin
- Earned a degree in criminology with a minor in sports administration from Miami
- Played quarterback, wide receiver, running back and defensive back at Admiral Farragut Academy in St. Petersburg, Fla.
- Also ran track as was named the school's Athlete of the Year after winning the 1A state title in the 110-meter hurdles and finishing second in the 300-meter hurdles
- Lettered four years in football and three in track & field

RAYSHAWN JENKINS' NFL REGULAR SEASON DEFENSIVE STATISTICS

DATE	TEAM	GP	GS	TACKLES						INTERCEPTIONS						O. FUMB				ST				MISC							
				TK	S	A	TFL	YDS	SK	YDS	QBH	NO	YDS	LG	TD	PD	FF	FR	TD	YDS	TK	S	A	FF	FR	S	A				
2017	Chargers	15	0	5	4	1	0	0	0.0	0.0	1	0	0	0	0	1	0	0	0	0	0	0	0	0	8	6	2	0	0	0	0
2018	Chargers	15	1	13	8	5	1	1	0.5	3.5	2	0	0	0	0	0	0	0	0	0	0	0	0	0	10	5	5	0	0	0	0
2019	Chargers	16	16	53	34	19	2	9	0.0	0.0	0	3	10	8	0	4	0	0	0	0	0	0	0	1	0	1	0	0	0	0	
2020	Chargers	15	15	81	56	25	4	9	1.0	6.0	1	2	23	23	0	4	0	0	0	0	0	0	0	3	2	1	0	0	0	0	
2021	Jaguars	14	14	66	49	17	1	0	0.0	0.0	1	0	0	0	0	3	0	0	0	0	0	0	0	7	7	0	0	0	0	0	
NFL TOTALS		75	46	218	151	67	8	19	1.5	9.5	5	5	33	23	0	12	0	0	0	0	0	0	0	29	20	9	0	0	0	0	

RAYSHAWN JENKINS' NFL POSTSEASON DEFENSIVE STATISTICS

DATE	TEAM	GP	GS	TACKLES						INTERCEPTIONS						O. FUMB				ST				MISC							
				TK	S	A	TFL	YDS	SK	YDS	QBH	NO	YDS	LG	TD	PD	FF	FR	TD	YDS	TK	S	A	FF	FR	S	A				
2018	Chargers	2	2	12	8	4	0	0	0.0	0.0	0	0	0	0	0	0	0	0	0	0	0	0	0	0	1	0	1	0	0	0	0
NFL TOTALS		2	2	12	8	4	0	0	0.0	0.0	0	0	0	0	0	0	0	0	0	0	0	0	0	1	0	1	0	0	0	0	



SINGLE-GAME HIGHS: DEFENSIVE

Total Tackles	10 at Buffalo Bills, Nov 29, 2020 9 vs. Miami Dolphins, Oct 17, 2021 ...2 more at 9.	Tackles For Loss	2 vs. Carolina Panthers, Sep 27, 2020 2 at Miami Dolphins, Sep 29, 2019
Solo Tackles	7 at Buffalo Bills, Nov 29, 2020 7 vs. Jacksonville Jaguars, Oct 25, 2020 ...1 more at 7.	Interceptions	1 vs. Atlanta Falcons, Dec 13, 2020 1 at Denver Broncos, Nov 01, 2020 ...3 more at 1.
Sacks	1.0 vs. Carolina Panthers, Sep 27, 2020 0.5 at Cleveland Browns, Oct 14, 2018	Interception Return Yards	23 at Denver Broncos, Nov 01, 2020 8 vs. Pittsburgh Steelers, Oct 13, 2019
Passes Defensed	2 at Denver Broncos, Nov 01, 2020 1 vs. Miami Dolphins, Oct 17, 2021 ...9 more at 1.	Special Teams Tackles	3 vs. Denver Broncos, Nov 18, 2018 3 at Cleveland Browns, Oct 14, 2018

SINGLE-GAME HIGHS - POSTSEASON: DEFENSIVE

Total Tackles	9 at New England Patriots, Jan 13, 2019 3 at Baltimore Ravens, Jan 06, 2019	Special Teams Tackles	1 at Baltimore Ravens, Jan 06, 2019
Solo Tackles	5 at New England Patriots, Jan 13, 2019 3 at Baltimore Ravens, Jan 06, 2019		

2021 GAME-BY-GAME REGULAR-SEASON STATISTICS (JAGUARS)

DATE	OPPONENT	P/S	TACKLES							INTERCEPTIONS					O. FUMB				ST				MISC				W/L	SCORE	
			TK	S	A	SK	YDS	TFL	YDS	QBH	NO	YDS	LG	TD	PD	FF	FR	TD	YDS	TK	S	A	FF	FR	S	A			
09/12	at Texans	S	6	6	0	0.0	0.0	1	0	1	0	0	0	0	1	0	0	0	0	0	0	0	0	0	0	0	0	L	21-37
09/19	Broncos	S	6	6	0	0.0	0.0	0	0	0	0	0	0	0	1	0	0	0	0	0	0	0	0	0	0	0	L	13-23	
09/26	Cardinals	S	2	2	0	0.0	0.0	0	0	0	0	0	0	0	0	0	0	0	0	0	0	0	0	0	0	0	L	19-31	
09/30	at Bengals	S	7	3	4	0.0	0.0	0	0	0	0	0	0	0	0	0	0	0	0	0	1	1	0	0	0	0	L	21-24	
10/10	Titans	S	5	4	1	0.0	0.0	0	0	0	0	0	0	0	0	0	0	0	0	0	0	0	0	0	0	0	L	19-37	
10/17	Dolphins	S	9	6	3	0.0	0.0	0	0	0	0	0	0	0	1	0	0	0	0	0	1	1	0	0	0	0	W	23-20	
10/31	at Seahawks	S	6	4	2	0.0	0.0	0	0	0	0	0	0	0	0	0	0	0	0	0	0	0	0	0	0	0	L	7-31	
11/07	Bills	S	2	2	0	0.0	0.0	0	0	0	0	0	0	0	0	0	0	0	0	0	2	2	0	0	0	0	W	9-6	
11/14	at Colts	S	6	4	2	0.0	0.0	0	0	0	0	0	0	0	0	0	0	0	0	0	1	1	0	0	0	0	L	17-23	
11/21	49ers	S	2	2	0	0.0	0.0	0	0	0	0	0	0	0	0	0	0	0	0	0	0	0	0	0	0	0	L	10-30	
11/28	Falcons	S	6	5	1	0.0	0.0	0	0	0	0	0	0	0	0	0	0	0	0	0	2	2	0	0	0	0	L	14-21	
12/05	at Rams	S	6	2	4	0.0	0.0	0	0	0	0	0	0	0	0	0	0	0	0	0	0	0	0	0	0	0	L	7-37	
12/12	at Titans	S	3	3	0	0.0	0.0	0	0	0	0	0	0	0	0	0	0	0	0	0	0	0	0	0	0	0	L	0-20	
12/19	Texans	S	0	0	0	0.0	0.0	0	0	0	0	0	0	0	0	0	0	0	0	0	0	0	0	0	0	0	L	16-30	
12/26	at Jets																										L	21-26	
01/02	at Patriots																										L	10-50	
01/09	Colts																										W	26-11	
2021 TOTALS			14-14	66	49	17	0.0	0.0	1	0	1	0	0	0	0	3	0	0	0	0	7	7	0	0	0	0	0	3-14	





WILLIE JOHNSON | 81

POSITION: WIDE RECEIVER


HT: 6-0 | WT: 178 | DOB: 12-23-1996


COLLEGE: MARSHALL

HOMETOWN: FORT MYERS, FLA.

ACQ: FA-'22

EXP: R

 @kingmeUno1

 @kingme__un0

KEY TRANSACTIONS

- Originally signed by Jacksonville as a rookie free agent on 5/16/22

COLLEGE

- Finished his collegiate career with 114 receptions for 1,846 yards and 13 touchdowns in five seasons at Marshall
- In his senior season in 2021, set new career highs in receptions (32) and receiving yards (625)

PERSONAL

- Attended South Fort Myers High School in Fort Myers, Fla.
- Had offers from Arizona, Miami (FL), Ole Miss, North Carolina, South Florida, Tennessee, Western Kentucky and Kent State coming out of high school

WILLIE JOHNSON'S COLLEGE RUSHING/RECEIVING STATISTICS

DATE	TEAM	GP	RECEIVING					RUSHING				
			NO.	YDS	AVG	LG	TD	NO.	YDS.	AVG.	LG	TD
2016	Marshall	4	4	52	13.0	22	0	0	0	0	0	0
2017	Marshall	11	36	443	12.3	49	4	0	0	0	0	0
2018	Marshall	11	11	109	9.9	23	0	5	28	5.6	20	0
2019	Marshall	12	13	349	26.8	70	4	8	141	17.6	46	2
2020	Marshall	8	18	268	14.9	46	2	4	14	3.5	16	0
2021	Marshall	13	32	625	19.5	65	3	3	26	8.7	19	0
COLLEGE TOTALS		59	114	1,846	16.2	70	13	20	209	10.5	46	2





JAMIR JONES | 40

POSITION: DEFENSIVE END/OUTSIDE LINEBACKER

HT: 6-3 | **WT:** 255 | **DOB:** 6-14-1998

COLLEGE: NOTRE DAME

HOMETOWN: ROCHESTER, N.Y.

ACQ: W (LAR)-'21

EXP: 3rd YEAR

@TheJJammer

@jjammer44

KEY TRANSACTIONS

- Originally signed with Houston as an undrafted free agent on 4/27/20
- Signed to Pittsburgh's active roster on 4/7/21
- Claimed off of waivers by the Rams on 9/29/21
- Claimed off of waivers by Jacksonville from the L.A. Rams on 12/27/21

PRO

2021 (Steelers, Rams, Jaguars)

- **1/9 vs. IND:** Saw action on special teams
- **1/2 at N.E.:** Saw action on defense and special teams... Recorded two total tackles (one solo)
- Played in 15 games - 10 with the Los Angeles Rams, three with Pittsburgh and two with Jacksonville

COLLEGE

- Played four seasons at the University of Notre Dame (2016-19)
- Played in 55 games and recorded 50 tackles (27 solo), including 7.5 tackles for loss and 4.5 sacks, two forced fumbles, one fumble recovery and one pass breakup
- Played in 11 games for the Irish and established single-season career highs in tackles (26), tackles for loss (6.5), sacks (4.5), quarterback hits (four), forced fumbles (two) and fumble recoveries (one) as a senior in 2019
- Logged a season-high four tackles and 1.0 sack versus Bowling Green (10/5)
- Recorded a sack in four straight games against Virginia (9/28), Bowling Green (10/5), Southern California (10/12) and Michigan (10/26)

PERSONAL

- As a senior, helped his team to a 13-0 record and 2015 New York State Public High School Athletic Association Class AA State Championship
- Recorded 98 tackles, including 68 solo stops, 23.0 tackles for loss and 6.5 sacks, and 18 quarterback hurries, one interception, five passes defended, two forced fumbles and one fumble recovery on defense and caught 43 passes for 822 yards (19.1 avg.) and nine touchdowns as a tight end as a senior
- Selected to participate in the 2016 Semper Fidelis All-American Bowl and was named to the 2015 New York State Sportswriters Association Class AA First Team and the American Family Insurance ALL-USA New York Football Second Team

JAMIR JONES' NFL REGULAR SEASON DEFENSIVE STATISTICS

DATE	TEAM	GP	GS	TACKLES							INTERCEPTIONS					O. FUMB				ST				MISC				
				TK	S	A	TFL	YDS	SK	YDS	QBH	NO	YDS	LG	TD	PD	FF	FR	TD	YDS	TK	S	A	FF	FR	S	A	
2020	Texans	0	0	0	0	0	0	0	0.0	0.0	0	0	0	0	0	0	0	0	0	0	0	0	0	0	0	0	0	0
2021	Steelers	3	1	1	1	0	0	0	0.0	0.0	1	0	0	0	0	0	0	0	0	0	0	0	2	2	0	0	0	0
Went from Pittsburgh to L.A. Rams.																												
2021	Rams	10	0	3	1	2	0	0	0.0	0.0	1	0	0	0	0	0	0	0	0	0	0	0	2	2	0	0	0	0
Went from L.A. Rams to Jacksonville.																												
2021	Jaguars	2	0	2	1	1	0	0	0.0	0.0	0	0	0	0	0	0	0	0	0	0	0	0	0	0	0	0	0	0
2021	TOTAL	15	1	6	3	3	0	0	0.0	0.0	2	0	0	0	0	0	0	0	0	0	0	0	4	4	0	0	0	0
NFL TOTALS		15	1	6	3	3	0	0	0.0	0.0	2	0	0	0	0	0	0	0	0	0	0	0	4	4	0	0	0	0

SINGLE-GAME HIGHS: DEFENSIVE

Total Tackles 2 at New England Patriots, Jan 02, 2022
1 vs. Jacksonville Jaguars, Dec 05, 2021
...3 more at 1.

Solo Tackles 1 at New England Patriots, Jan 02, 2022
1 vs. Detroit Lions, Oct 24, 2021
...1 more at 1.

Special Teams Tackles 1 vs. Tennessee Titans, Nov 07, 2021
1 at New York Giants, Oct 17, 2021
...2 more at 1.



2021 GAME-BY-GAME REGULAR-SEASON STATISTICS (STEELERS/RAMS/JAGUARS)

DATE	OPPONENT	P/S	TACKLES							INTERCEPTIONS					O. FUMB				ST				MISC		SCORE			
			TK	S	A	SK	YDS	TFL	YDS	QBH	NO	YDS	LG	TD	PD	FF	FR	TD	YDS	TK	S	A	FF	FR		S	A	W/L
09/12	at Bills	P	0	0	0	0.0	0.0	0	0	0	0	0	0	0	0	0	0	0	0	0	0	0	0	0	0	0	W	23-16
09/19	Raiders	P	1	1	0	0.0	0.0	0	0	1	0	0	0	0	0	0	0	0	0	1	1	0	0	0	0	0	L	17-26
09/26	Bengals	S	0	0	0	0.0	0.0	0	0	0	0	0	0	0	0	0	0	0	0	1	1	0	0	0	0	0	L	10-24
Went from Steelers to Rams .																												
10/03	Cardinals		ON INACTIVE LIST																								L	20-37
10/07	at Seahawks	P	0	0	0	0.0	0.0	0	0	0	0	0	0	0	0	0	0	0	0	0	0	0	0	0	0	0	W	26-17
10/17	at Giants	P	1	0	1	0.0	0.0	0	0	1	0	0	0	0	0	0	0	0	0	1	1	0	0	0	0	0	W	38-11
10/24	Lions	P	1	1	0	0.0	0.0	0	0	0	0	0	0	0	0	0	0	0	0	0	0	0	0	0	0	0	W	28-19
10/31	at Texans	P	0	0	0	0.0	0.0	0	0	0	0	0	0	0	0	0	0	0	0	0	0	0	0	0	0	0	W	38-22
11/07	Titans	P	0	0	0	0.0	0.0	0	0	0	0	0	0	0	0	0	0	0	0	1	1	0	0	0	0	0	L	16-28
11/15	at 49ers	P	0	0	0	0.0	0.0	0	0	0	0	0	0	0	0	0	0	0	0	0	0	0	0	0	0	0	L	10-31
11/28	at Packers	P	0	0	0	0.0	0.0	0	0	0	0	0	0	0	0	0	0	0	0	0	0	0	0	0	0	0	L	28-36
12/05	Jaguars	P	1	0	1	0.0	0.0	0	0	0	0	0	0	0	0	0	0	0	0	0	0	0	0	0	0	0	W	37-7
12/13	at Cardinals	P	0	0	0	0.0	0.0	0	0	0	0	0	0	0	0	0	0	0	0	0	0	0	0	0	0	0	W	30-23
12/21	Seahawks	P	0	0	0	0.0	0.0	0	0	0	0	0	0	0	0	0	0	0	0	0	0	0	0	0	0	0	W	20-10
12/26	at Vikings		DID NOT PLAY																								W	30-23
Went from Rams to Jaguars .																												
01/02	at Patriots	P	2	1	1	0.0	0.0	0	0	0	0	0	0	0	0	0	0	0	0	0	0	0	0	0	0	0	L	10-50
01/09	Colts	P	0	0	0	0.0	0.0	0	0	0	0	0	0	0	0	0	0	0	0	0	0	0	0	0	0	0	W	26-11
2021 TOTALS			15-1	6	3	3	0.0	0.0	0	0	2	0	0	0	0	0	0	0	0	0	4	4	0	0	0	0	0	10-7





TIM JONES | 83

POSITION: WIDE RECEIVER
HT: 6-1 | **WT:** 200 | **DOB:** 5-15-1998
COLLEGE: SOUTHERN MISSISSIPPI
HOMETOWN: BILOXI, MISS.
ACQ: FA-'21
EXP: 1st YEAR

@Timjones5
 @timjones

KEY TRANSACTIONS

- Originally signed with Jacksonville as an undrafted free agent on 5/1/2021

PRO

2021 (Jaguars)

- Spent season on the practice squad

COLLEGE

- 2020**
- Played in six games during his senior campaign... Caught 30 passes for 480 yards and a career-best four touchdown receptions during the season... Finished his four-year career fourth in receptions at the school (150)
- 2019**
- Started in all 13 games... Voted Second Team All-Conference USA... Led the team in receptions (73) and second in receiving yards (902)
- 2018**
- Started all 11 games and was second for catches (42) and yards (508)... Recorded a reception in every game
- 2017**
- Appeared in nine games and made two starts... Caught five passes for 121 yards and a touchdown grab

PERSONAL

- Second-team Class 6A All-State selection by the Mississippi Association of Coaches at wide receiver
- Selected first-team 4-6A All-Region
- Finished prep career with 209 catches for 3,524 yards and 29 touchdowns

TIM JONES' NFL REGULAR SEASON RUSHING/RECEIVING STATISTICS

DATE	TEAM	RECEIVING							RUSHING				
		GP	GS	NO.	YDS.	AVG.	LG	TD	NO.	YDS.	AVG.	LG	TD
2021	Jaguars	0	0	0	0	0.0	0	0	0	0	0.0	0	0
NFL TOTALS		0	0	0	0	0.0	0	0	0	0	0.0	0	0

TIM JONES' NFL REGULAR SEASON RETURN STATISTICS

DATE	TEAM	KICKOFF RETURNS					PUNT RETURNS					
		RET.	YDS.	AVG.	LG	TD	NO.	FC	YDS.	AVG.	LG	TD
2021	Jaguars	0	0	0.0	0	0	0	0	0	0.0	0	0
NFL TOTALS		0	0	0.0	0	0	0	0	0	0.0	0	0



2021 GAME-BY-GAME REGULAR-SEASON STATISTICS (JAGUARS)

DATE	OPPONENT	P/S	RECEIVING					RUSHING					W/L	SCORE
			NO.	YDS.	AVG.	LG	TD	NO.	YDS.	AVG.	LG	TD		
09/12	at Texans												L	21-37
09/19	Broncos												L	13-23
09/26	Cardinals												L	19-31
09/30	at Bengals												L	21-24
10/10	Titans												L	19-37
10/17	Dolphins												W	23-20
10/31	at Seahawks												L	7-31
11/07	Bills												W	9-6
11/14	at Colts												L	17-23
11/21	49ers												L	10-30
11/28	Falcons												L	14-21
12/05	at Rams												L	7-37
12/12	at Titans												L	0-20
12/19	Texans												L	16-30
12/26	at Jets												L	21-26
01/02	at Patriots												L	10-50
01/09	Colts												W	26-11
2021 TOTALS		0-0	0	0	0.0	0	0	0	0	0.0	0	0	0	3-14





ZAY JONES | 7

POSITION: WIDE RECEIVER
HT: 6-2 | **WT:** 200 | **DOB:** 3-30-1995
COLLEGE: EAST CAROLINA
HOMETOWN: AUSTIN, TEXAS
ACQ: FA-'22
EXP: 6th YEAR

@zayjones11
 @zay

KEY TRANSACTIONS

- Originally drafted by Buffalo in the second round (37th overall) in the 2017 draft
- Acquired via trade by Las Vegas from Buffalo on 3/19/19
- Signed by Jacksonville as an unrestricted free agent on 3/16/22

PRO

2021 (Raiders)

- Appeared in all 17 games and made nine starts, compiling 47 receptions for 546 yards and one TD...Finished third on the team in receptions (47) and fourth in receiving yards (546)
- 1/15/22 at CIN:** In wild card game against Cincinnati started and recorded five receptions for 61 yards with one TD
- 1/2/22 at IND:** Set career highs in receptions (eight) and receiving yards (120)...Marked his first career 100-yard receiving game

2020 (Raiders)

- Appeared in all 16 games for the second time in his career with two starts...Recorded 14 receptions for 154 yards with one TD in his second season with the Raiders
- 9/21/21 vs. NO:** Recorded a 15-yard TD catch on his first reception of the season

2019 (Bills/Raiders)

- Appeared in 15 games with nine starts between Buffalo and Oakland
- Recorded 20 catches for 147 yards after joining the Silver and Black prior to the Week 7 matchup
- Ended the season with 27 receptions for 216 yards

2018 (Bills)

- Appeared in 16 games for the first time in his career, making 15 starts and logged a career-high 56 receptions for 652 yards and seven TDs. His seven TDs were tied for the second-most in the NFL by a second-year wide receiver in 2018
- Logged five TDs in December, the second-most by a player in December in franchise history...His five TD receptions over the last five games were tied for the most in the NFL with WR Julio Jones
- 11/11/18 at NYJ:** Posted a career-high eight receptions for 93 yards and one TD
- 12/2/18 at MIA:** Recorded four receptions for 67 yards and notched his first-career multi-TD reception game, totaling two TD scores

2017 (Bills)

- Appeared in 15 contests as a rookie, making 10 starts and compiled 27 receptions for 316 yards (11.7 avg.) and two TDs

COLLEGE

- Played four seasons at East Carolina and appeared in 50 games with 41 starts over his four years (2013-16) with the program
- Owns FBS, American Athletic Conference and ECU career (399) and single-season (158) standards in receptions... Fred Biletnikoff Award, William V. Campbell Trophy and Senior CLASS Award Finalist in 2016
- Stands 13th on the all-time NCAA (FBS) receiving yards list with 4,279 yards... Became 19th player in FBS history with 4,000-plus receiving yards
- Was named first team All-American in 2016 at East Carolina after he led all NCAA FBS receivers with 158 receptions and 1,746 yards.
- Set a NCAA FBS record with 399 receptions during his collegiate career (2013-16)

PERSONAL

- Attended Stephen F. Austin (Texas) High School
- A first-team All-District (15-5A) selection at wide receiver and kick returner in 2012
- Father is Robert Jones, who played 10 seasons in the NFL for the Cowboys, Rams, Dolphins and Washington... He was drafted in the first round of the 1992 NFL Draft and won three super bowls with the Cowboys
- His brother Cayleb Jones also played in the NFL for the Philadelphia Eagles and Minnesota Vikings

ZAY JONES' NFL REGULAR SEASON RUSHING/RECEIVING STATISTICS

DATE	TEAM	GP	GS	RECEIVING					RUSHING				
				NO.	YDS.	AVG.	LG	TD	NO.	YDS.	AVG.	LG	TD
2017	Bills	15	10	27	316	11.7	33	2	0	0	0.0	0	0
2018	Bills	16	15	56	652	11.6	57	7	1	0	0.0	0	0
2019	Bills	5	2	7	69	9.9	23	0	0	0	0.0	0	0
				Went from Buffalo to Oakland.									
2019	Raiders	10	7	20	147	7.4	16	0	1	3	3.0	3	0
2019	TOTAL	15	9	27	216	8.0	23	0	1	3	3.0	3	0
2020	Raiders	16	2	14	154	11.0	37	1	0	0	0.0	0	0
2021	Raiders	17	9	47	546	11.6	43	1	2	3	1.5	4	0
NFL TOTALS		79	45	171	1,884	11.0	57	11	4	6	1.5	4	0



ZAY JONES' NFL POSTSEASON RUSHING/RECEIVING STATISTICS

DATE	TEAM	RECEIVING							RUSHING				
		GP	GS	NO.	YDS.	AVG.	LG	TD	NO.	YDS.	AVG.	LG	TD
2017	Bills	1	0	2	20	10.0	15	0	0	0	0.0	0	0
2021	Raiders	1	1	5	61	12.2	17	1	0	0	0.0	0	0
NFL TOTALS		2	1	7	81	11.6	17	1	0	0	0.0	0	0

SINGLE-GAME HIGHS: RUSHING/RECEIVING

Rush Attempts	1 at Indianapolis Colts, Jan 02, 2022 1 at Dallas Cowboys, Nov 25, 2021 ...2 more at 1.	Longest Receptions	57 vs. Los Angeles Chargers, Sep 16, 2018 43 vs. Philadelphia Eagles, Oct 24, 2021
Rushing Yards	4 at Dallas Cowboys, Nov 25, 2021 3 vs. Detroit Lions, Nov 03, 2019	Receiving TDs	2 vs. Miami Dolphins, Dec 30, 2018 2 at Miami Dolphins, Dec 02, 2018
Longest Runs	4 at Dallas Cowboys, Nov 25, 2021 3 vs. Detroit Lions, Nov 03, 2019	All-Purpose Yards	119 at Indianapolis Colts, Jan 02, 2022 93 vs. Miami Dolphins, Dec 30, 2018 ...1 more at 93.
Receptions	8 at Indianapolis Colts, Jan 02, 2022 8 at New York Jets, Nov 11, 2018	Special Teams Tackles	1 vs. Cincinnati Bengals, Nov 21, 2021 1 vs. Miami Dolphins, Sep 26, 2021
Receiving Yards	120 at Indianapolis Colts, Jan 02, 2022 93 vs. Miami Dolphins, Dec 30, 2018 ...1 more at 93.	Most TDs	2 vs. Miami Dolphins, Dec 30, 2018 2 at Miami Dolphins, Dec 02, 2018
Receiving Average	17.0 at Los Angeles Chargers, Nov 19, 2017 16.8 at Miami Dolphins, Dec 02, 2018	Miscellaneous Tackles	1 at Indianapolis Colts, Jan 02, 2022 1 vs. Kansas City Chiefs, Nov 14, 2021 ...4 more at 1.

SINGLE-GAME HIGHS - POSTSEASON: RECEIVING

Receptions	5 at Cincinnati Bengals, Jan 15, 2022 2 at Jacksonville Jaguars, Jan 07, 2018	Receiving TDs	1 at Cincinnati Bengals, Jan 15, 2022
Receiving Yards	61 at Cincinnati Bengals, Jan 15, 2022 20 at Jacksonville Jaguars, Jan 07, 2018	All-Purpose Yards	61 at Cincinnati Bengals, Jan 15, 2022 20 at Jacksonville Jaguars, Jan 07, 2018
Receiving Average	12.2 at Cincinnati Bengals, Jan 15, 2022	Most TDs	1 at Cincinnati Bengals, Jan 15, 2022
Longest Receptions	17 at Cincinnati Bengals, Jan 15, 2022 15 at Jacksonville Jaguars, Jan 07, 2018	Miscellaneous Tackles	1 at Cincinnati Bengals, Jan 15, 2022

100-YARD RECEIVING GAMES (1): REGULAR SEASON

DATE	TEAM	NO.	YDS.	AVG.	LG	TD
01/02/22	at Colts	8	120	15.0	42	0

2021 GAME-BY-GAME REGULAR-SEASON STATISTICS (RAIDERS)

DATE	OPPONENT	P/S	RECEIVING					RUSHING					W/L	SCORE
			NO.	YDS.	AVG.	LG	TD	NO.	YDS.	AVG.	LG	TD		
09/13	Ravens	P	2	46	23.0	31t	1	0	0	0.0	0	0	W	33-27+
09/19	at Steelers	P	0	0	0.0	0	0	0	0	0.0	0	0	W	26-17
09/26	Dolphins	P	1	15	15.0	15	0	0	0	0.0	0	0	W	31-28+
10/04	at Chargers	P	1	5	5.0	5	0	0	0	0.0	0	0	L	14-28
10/10	Bears	P	1	6	6.0	6	0	0	0	0.0	0	0	L	9-20
10/17	at Broncos	P	0	0	0.0	0	0	0	0	0.0	0	0	W	34-24
10/24	Eagles	P	1	43	43.0	43	0	0	0	0.0	0	0	W	33-22
11/07	at Giants	S	1	20	20.0	20	0	0	0	0.0	0	0	L	16-23
11/14	Chiefs	S	1	22	22.0	22	0	0	0	0.0	0	0	L	14-41
11/21	Bengals	S	1	20	20.0	20	0	0	0	0.0	0	0	L	13-32
11/25	at Cowboys	P	5	59	11.8	35	0	1	4	4.0	4	0	W	36-33+
12/05	Football Team	S	3	21	7.0	13	0	0	0	0.0	0	0	L	15-17
12/12	at Chiefs	S	5	25	5.0	9	0	0	0	0.0	0	0	L	9-48
12/20	at Browns	S	6	67	11.2	16	0	0	0	0.0	0	0	W	16-14
12/26	Broncos	S	6	50	8.3	15	0	0	0	0.0	0	0	W	17-13
01/02	at Colts	S	8	120	15.0	42	0	1	-1	-1.0	-1	0	W	23-20
01/09	Chargers	S	5	27	5.4	11	0	0	0	0.0	0	0	W	35-32+
2021 TOTALS		17-9	47	546	11.6	43	1	2	3	1.5	4	0	10-7	

+ - Overtime

2021 GAME-BY-GAME POSTSEASON STATISTICS (RAIDERS)

DATE	OPPONENT	P/S	RECEIVING					RUSHING					W/L	SCORE
			NO.	YDS.	AVG.	LG	TD	NO.	YDS.	AVG.	LG	TD		
01/15	at Bengals	S	5	61	12.2	17	1	0	0	0.0	0	0	L	19-26
2021 TOTALS		1-1	5	61	12.2	17	1	0	0	0.0	0	0	0-1	





MARVIN JONES JR. | 11

POSITION: WIDE RECEIVER

HT: 6-2 | **WT:** 199 | **DOB:** 12-3-1990


COLLEGE: CALIFORNIA

HOMETOWN: LONG BEACH, CALIF.

ACQ: UFA (DET)-'21

EXP: 11th YEAR

 @MarvinJonesJr

 @marvinjonesjr

KEY TRANSACTIONS

- Originally drafted by Cincinnati in the fifth round (166th overall) of the 2012 draft
- Signed by Detroit as an unrestricted free agent on 3/16/16
- Signed with Jacksonville as an unrestricted free agent on 3/17/21

PRO

2021 (Jaguars)

- Voted a team captain for the 2021 season
- Jones has had a reception in 114 straight games, the sixth-longest active streak in the NFL
- Finished 2021 with 73 receptions for 832 yards and 4 touchdowns in 17 games (16 starts)
- **1/9 vs. IND:** Started at wide receiver and led the team in receptions (seven) and receiving yards (88)... Also had one receiving touchdown
- **12/12 at TEN:** Started for the 100th time in his career and recorded six receptions for 70 yards
- **10/17 vs. MIA:** Hauled in seven receptions for a team-high 100 yards and one touchdown, marking the 13th 100-yard receiving game of his career
- **9/19 vs. DEN:** Caught six passes for 55 yards, including a 25-yard TD on the team's opening drive
- **9/12 at HOU:** Started at wide receiver and had five receptions for 77 yards and one TD in his Jaguars debut

2020 (Lions)

- Recorded three 100-yard performances, tying his single-season career high... Appeared in 16 games (all starts) and finished with 76 receptions for 978 yards (12.9 avg.) and nine touchdowns
- **11/15 at WAS:** Recorded eight receptions for 96 yards (12.0 avg.) and one touchdown
- **12/6 at CHI:** Produced the 10th 100-yard game of his career with eight receptions for 116 yards (14.5 avg.) and a touchdown
- **1/3/21 vs. MIN:** Registered eight receptions for 180 yards (22.5 avg.) and two touchdowns

2019 (Lions)

- Finished the season with 62 receptions for 779 yards and nine touchdowns, tying for fourth in the NFL for receiving touchdowns, despite being placed on IR in Week 15
- **9/22 at PHI:** Totaled six receptions for 101 yards (16.8 avg.), including the game-winning receiving touchdown
- **10/20 vs. MIN:** Set a career-high with 10 receptions for 93 yards (9.3 avg.) and tied a career high and franchise high with four receiving touchdowns, including three in the first half... It marked his second career game with four receiving touchdowns, joining Jerry Rice and Sterling Sharpe as the only players in NFL history with multiple four receiving touchdown games since 1950

2018 (Lions)

- Totaled 62 catches, 779 yards and nine touchdowns
- **10/28 vs. SEA:** Recorded seven receptions for 117 yards (16.7 avg.) and two touchdowns

2017 (Lions)

- Finished the year with 61 receptions, a career-high 1,101 yards and nine touchdowns
- **10/15 at NO:** Hauled in six receptions for 96 yards and one touchdown
- **10/ 29 vs. PIT:** Recorded 128 yards on six receptions and surpassed 3,000 career yards

2016 (Lions)

- In his first season with Detroit, totaled 930 receiving yards on 55 receptions
- **9/18 vs. TEN:** Recorded his second-career 100-yard receiving game by catching eight balls for 118 yards
- **9/ 25 GB:** His 205 receiving yards set a new career single-game high, including a career long 73-yard TD reception

2015 (Bengals)

- Rebounded from his season-ending injury in 2014 to start 13 of 16 games in his final season in Cincinnati
- Finished the season with career highs in receptions (65) and receiving yards (816) and also tallied four touchdowns

2014 (Bengals)

- Missed the first three games of the regular season with a foot injury
- Injured his ankle upon returning to practice in late September and was placed on Reserve/Injured for the remainder of the season

2013 (Bengals)

- Played in all 16 games (three starts) for the first time in his career, hauling in 51 receptions for 712 yards and a career-high 10 touchdowns
- **10/27 vs. NYJ:** Set a franchise record by racking up four touchdowns to go along with eight receptions for 122 yards

2012 (Bengals)

- As a rookie, appeared in 11 games with five starts and totaled 18 receptions for 201 yards and one touchdown
- Moved into a starting role during the season's final stretch, catching 10 passes for 110 yards over the final two games
- **12/30 vs. BAL:** Scored his first-career touchdown on an 11-yard pass from QB Andy Dalton



COLLEGE

- Played four seasons (2008-11) at California, seeing action in 43 games and had all 38 of his starts in his last three seasons
- His 156 career receptions tied for seventh in school history, his 2,270 yards ranked sixth and his 13 receiving touchdowns tied for eighth

PERSONAL

- Last offseason, commemorated Juneteenth by performing Lift Ev'ry Voice and Sing at the historic Ritz Theatre in Jacksonville
- Started learning spanish in 2016 and is now a fluent spanish speaker
- He began singing in his church choir at the age of three, and as he grew older, he was offered an opportunity to receive his own music deal
- Auditioned on American Idol in 2017
- He and his wife, Jasymn, have five children together Marvin III, Mareon, Murrell, Mya and Marlo
- Majored in African American Studies at California

MARVIN JONES JR.'S NFL REGULAR SEASON RUSHING/RECEIVING STATISTICS

DATE	TEAM	GP	GS	RECEIVING					RUSHING				
				NO.	YDS.	AVG.	LG	TD	NO.	YDS.	AVG.	LG	TD
2012	Bengals	11	5	18	201	11.2	23	1	3	47	15.7	37	0
2013	Bengals	16	3	51	712	14.0	45	10	8	65	8.1	34	0
2014	Bengals	0	0	0	0	0.0	0	0	0	0	0.0	0	0
2015	Bengals	16	13	65	816	12.6	47	4	5	33	6.6	30	0
2016	Lions	15	15	55	930	16.9	73t	4	1	3	3.0	3	0
2017	Lions	16	16	61	1,101	18.0	58	9	0	0	0.0	0	0
2018	Lions	9	9	35	508	14.5	39t	5	0	0	0.0	0	0
2019	Lions	13	11	62	779	12.6	47	9	2	0	0.0	4	0
2020	Lions	16	16	76	978	12.9	43t	9	0	0	0.0	0	0
2021	Jaguars	17	16	73	832	11.4	33	4	0	0	0.0	0	0
NFL TOTALS		129	104	496	6,857	13.8	73T	55	19	148	7.8	37	0

MARVIN JONES JR.'S NFL POSTSEASON RUSHING/RECEIVING STATISTICS

DATE	TEAM	GP	GS	RECEIVING					RUSHING				
				NO.	YDS.	AVG.	LG	TD	NO.	YDS.	AVG.	LG	TD
2012	Bengals	1	1	3	34	11.3	15	0	0	0	0.0	0	0
2013	Bengals	1	0	8	130	16.3	49	0	0	0	0.0	0	0
2015	Bengals	1	1	4	32	8.0	13	0	0	0	0.0	0	0
2016	Lions	1	1	4	81	20.3	30	0	0	0	0.0	0	0
NFL TOTALS		4	3	19	277	14.6	49	0	0	0	0.0	0	0

MARVIN JONES JR.'S NFL REGULAR SEASON RETURN STATISTICS

DATE	TEAM	KICKOFF RETURNS					PUNT RETURNS					
		RET.	YDS.	AVG.	LG	TD	NO.	FC	YDS.	AVG.	LG	TD
2012	Bengals	0	0	0.0	0	0	0	0	0	0.0	0	0
2013	Bengals	0	0	0.0	0	0	0	0	0	0.0	0	0
2014	Bengals	0	0	0.0	0	0	0	0	0	0.0	0	0
2015	Bengals	0	0	0.0	0	0	0	0	0	0.0	0	0
2016	Lions	0	0	0.0	0	0	0	0	0	0.0	0	0
2017	Lions	0	0	0.0	0	0	0	0	0	0.0	0	0
2018	Lions	0	0	0.0	0	0	0	0	0	0.0	0	0
2019	Lions	0	0	0.0	0	0	0	0	0	0.0	0	0
2020	Lions	0	0	0.0	0	0	0	0	0	0.0	0	0
2021	Jaguars	0	0	0.0	0	0	0	0	0	0.0	0	0
NFL TOTALS		0	0	0.0	0	0	0	0	0	0.0	0	0

MARVIN JONES JR.'S NFL POSTSEASON RETURN STATISTICS

DATE	TEAM	KICKOFF RETURNS					PUNT RETURNS					
		RET.	YDS.	AVG.	LG	TD	NO.	FC	YDS.	AVG.	LG	TD
2012	Bengals	0	0	0.0	0	0	0	0	0	0.0	0	0
2013	Bengals	0	0	0.0	0	0	0	0	0	0.0	0	0
2015	Bengals	0	0	0.0	0	0	0	0	0	0.0	0	0
2016	Lions	0	0	0.0	0	0	0	0	0	0.0	0	0
NFL TOTALS		0	0	0.0	0	0	0	0	0	0.0	0	0



SINGLE-GAME HIGHS: RUSHING/RECEIVING

Rush Attempts 2 vs. Minnesota Vikings, Dec 22, 2013
1 vs. Dallas Cowboys, Nov 17, 2019
...16 more at 1.

Rushing Yards 37 vs. Dallas Cowboys, Dec 09, 2012
34 at Buffalo Bills, Oct 13, 2013

Longest Runs 37 vs. Dallas Cowboys, Dec 09, 2012
34 at Buffalo Bills, Oct 13, 2013

Receptions 10 at Tennessee Titans, Dec 20, 2020
10 vs. Minnesota Vikings, Oct 20, 2019

Receiving Yards 205 at Green Bay Packers, Sep 25, 2016
180 vs. Minnesota Vikings, Jan 03, 2021

Receiving Average 34.2 at Green Bay Packers, Sep 25, 2016
28.3 vs. Chicago Bears, Dec 16, 2017

Longest Receptions 73t at Green Bay Packers, Sep 25, 2016
58 vs. Chicago Bears, Dec 16, 2017

Receiving TDs 4 vs. Minnesota Vikings, Oct 20, 2019
4 vs. New York Jets, Oct 27, 2013

All-Purpose Yards 205 at Green Bay Packers, Sep 25, 2016
180 vs. Minnesota Vikings, Jan 03, 2021

Special Teams Tackles 2 vs. New England Patriots, Oct 06, 2013
1 at Buffalo Bills, Oct 13, 2013
...1 more at 1.

Most TDs 4 vs. Minnesota Vikings, Oct 20, 2019
4 vs. New York Jets, Oct 27, 2013

Miscellaneous Tackles 1 at Tennessee Titans, Dec 12, 2021
1 vs. Minnesota Vikings, Jan 03, 2021
...10 more at 1.

SINGLE-GAME HIGHS - POSTSEASON: RECEIVING

Receptions 8 vs. San Diego Chargers, Jan 05, 2014
4 at Seattle Seahawks, Jan 07, 2017
...1 more at 4.

Receiving Yards 130 vs. San Diego Chargers, Jan 05, 2014
81 at Seattle Seahawks, Jan 07, 2017

Receiving Average 20.3 at Seattle Seahawks, Jan 07, 2017
16.3 vs. San Diego Chargers, Jan 05, 2014

Longest Receptions 49 vs. San Diego Chargers, Jan 05, 2014
30 at Seattle Seahawks, Jan 07, 2017

All-Purpose Yards 130 vs. San Diego Chargers, Jan 05, 2014
81 at Seattle Seahawks, Jan 07, 2017

Miscellaneous Tackles 1 vs. San Diego Chargers, Jan 05, 2014

100-YARD RECEIVING GAMES (13): REGULAR SEASON

DATE	TEAM	NO.	YDS.	AVG.	LG	TD
10/27/13	JETS	8	122	15.3	45	4
09/18/16	TITANS	8	118	14.8	47	0
09/25/16	at Packers	6	205	34.2	73t	2
10/29/17	STEELERS	6	128	21.3	43	0
11/06/17	at Packers	7	107	15.3	25t	2
11/23/17	VIKINGS	6	109	18.2	43t	2
10/28/18	SEAHAWKS	7	117	16.7	39t	2
09/22/19	at Eagles	6	101	16.8	27	1
11/03/19	at Raiders	8	126	15.8	47	1
12/06/20	at Bears	8	116	14.5	25t	1
12/20/20	at Titans	10	112	11.2	39	1
01/03/21	VIKINGS	8	180	22.5	43t	2
10/17/21	DOLPHINS	7	100	14.3	28t	1

100-YARD RECEIVING GAMES (1): POSTSEASON

DATE	TEAM	NO.	YDS.	AVG.	LG	TD
01/05/14	CHARGERS	8	130	16.3	49	0

2021 GAME-BY-GAME REGULAR-SEASON STATISTICS (JAGUARS)

DATE	OPPONENT	P/S	RECEIVING					RUSHING					W/L	SCORE	
			NO.	YDS.	AVG.	LG	TD	NO.	YDS.	AVG.	LG	TD			
09/12	at Texans	S	5	77	15.4	33	1	0	0	0.0	0	0	0	L	21-37
09/19	Broncos	S	6	55	9.2	25t	1	0	0	0.0	0	0	0	L	13-23
09/26	Cardinals	S	6	62	10.3	14	0	0	0	0.0	0	0	0	L	19-31
09/30	at Bengals	P	3	24	8.0	10	0	0	0	0.0	0	0	0	L	21-24
10/10	Titans	S	1	25	25.0	25	0	0	0	0.0	0	0	0	L	19-37
10/17	Dolphins	S	7	100	14.3	28t	1	0	0	0.0	0	0	0	W	23-20
10/31	at Seahawks	S	5	35	7.0	13	0	0	0	0.0	0	0	0	L	7-31
11/07	Bills	S	3	21	7.0	12	0	0	0	0.0	0	0	0	W	9-6
11/14	at Colts	S	2	35	17.5	23	0	0	0	0.0	0	0	0	L	17-23
11/21	49ers	S	4	52	13.0	22	0	0	0	0.0	0	0	0	L	10-30
11/28	Falcons	S	4	43	10.8	21	0	0	0	0.0	0	0	0	L	14-21
12/05	at Rams	S	2	11	5.5	6	0	0	0	0.0	0	0	0	L	7-37
12/12	at Titans	S	6	70	11.7	31	0	0	0	0.0	0	0	0	L	0-20
12/19	Texans	S	2	14	7.0	9	0	0	0	0.0	0	0	0	L	16-30
12/26	at Jets	S	8	74	9.3	19	0	0	0	0.0	0	0	0	L	21-26
01/02	at Patriots	S	2	46	23.0	24	0	0	0	0.0	0	0	0	L	10-50
01/09	Colts	S	7	88	12.6	29	1	0	0	0.0	0	0	0	W	26-11
2021 TOTALS			17-16	73	832	11.4	33	4	0	0	0.0	0	0	3-14	





GREGORY JUNIOR | 34

POSITION: CORNERBACK
HT: 6-0 | **WT:** 190 | **DOB:** 6-21-1999
COLLEGE: OUACHITA BAPTIST
HOMETOWN: CROSSETT, ARK.
ACQ: D6-'22
EXP: R

@objunior27
 @objunior_

KEY TRANSACTIONS

- Originally drafted by Jacksonville in the sixth round (197th overall) in the 2022 draft

COLLEGE

- Appeared in 11 games in 2021 and totaled 46 tackles (33 solo), and seven passes defended
- In 2019, played in nine games and had 26 tackles and one pass defended
- In his sophomore season, saw action in 13 games and recorded 42 tackles (26 solo), five passes defended and one INT
- In 2017, played in 10 games and recorded 14 tackles (13 solo) and three passes defended

PERSONAL

- Became the first every draft pick in the history of Ouachita Baptist University
- Graduated with a degree in kinesiology and pre-professional studies
- Favorite athlete growing up was LeBron James

GREGORY JUNIOR'S COLLEGE DEFENSIVE STATISTICS

DATE	TEAM	TACKLES										INTERCEPTIONS					FUMBLES		
		GP	TK	S	A	TFL	YDS	SK	YDS	QBH	NO	YDS	LG	TD	PD	FF	FR	YDS	
2017	Ouachita Baptist	10	14	13	1	0	0	0	0	0	0	0	0	0	3	0	0	0	
2018	Ouachita Baptist	13	42	26	16	1.5	1	0	0	0	1	0	0	5	0	0	0		
2019	Ouachita Baptist	9	26	19	7	1	1	0	0	0	0	0	0	1	0	0	0		
2021	Ouachita Baptist	11	46	33	13	3	7	0	0	0	0	0	0	7	0	0	0		
COLLEGE TOTALS		43	128	91	37	3.5	9	0	0	0	1	0	0	16	0	0	0		





ARDEN KEY | 49

POSITION: DEFENSIVE LINEMAN
HT: 6-5 | **WT:** 240 | **DOB:** 3-5-1996
COLLEGE: LOUISIANA STATE
HOMETOWN: COLLEGE PARK, GA
ACQ: FA-'22
EXP: 5th YEAR

@ardenkey

KEY TRANSACTIONS

- Originally selected by Las Vegas in the third round (87th overall) of the 2018 Draft
- Signed by San Francisco as an unrestricted free agent on 4/23/21
- Signed by Jacksonville as an undrestricted free agent on 3/30/22

PRO

2021 (49ers)

- Appeared in all 17 games and totaled 22 tackles (11 solo), 6.5 sacks and one pass defended
- **11/15 vs. LAR:** Registered two tackles and 1.0 sack

2020 (Raiders)

- Saw action in 14 games and compiled 15 tackles, including two tackles for loss, 11 QB hits and two passes defended

2019 (Raiders)

- Played in seven games and totaled four tackles and 2.0 sacks

2018 (Raiders)

- Appeared in all 16 contests and made 10 starts... Registered 30 total tackles and 1.0 sack

COLLEGE

- Played in 31 games making 27 starts in three seasons at LSU... Recorded 131 total tackles, 26.5 tackles for loss and 21.0 sacks
- Selected First-Team All SEC in 2016 after compiling 56 total tackles, 12.0 sacks and 14.5 tackles for loss.. His 12.0 sacks set the single-season LSU sack record

PERSONAL

- Attended Hapeville Charter Academy in Atlanta, Ga
- Son of Nicole Spencer and Arden Key Sr.
- Majored in interdisciplinary studies at LSU

ARDEN KEY'S NFL REGULAR SEASON DEFENSIVE STATISTICS

DATE	TEAM	GP	TACKLES							INTERCEPTIONS					O. FUMB				ST			MISC					
			GS	TK	S	A	TFL	YDS	SK	YDS	QBH	NO	YDS	LG	TD	PD	FF	FR	TD	YDS	TK	S	A	FF	FR	S	A
2018	Raiders	16	10	30	21	9	4	10	1.0	8.0	11	0	0	0	0	0	0	0	0	0	0	0	0	0	0	0	0
2019	Raiders	7	0	4	3	1	2	23	2.0	23.0	4	0	0	0	0	0	0	0	0	0	0	0	0	0	0	0	
2020	Raiders	14	0	15	10	5	2	3	0.0	0.0	11	0	0	0	0	2	0	0	0	0	0	0	0	0	0	0	
2021	49ers	17	0	22	11	11	5	38	6.5	51.5	17	0	0	0	0	1	0	0	0	0	0	0	0	0	0	0	
NFL TOTALS		54	10	71	45	26	13	74	9.5	82.5	43	0	0	0	0	3	0	0	0	0	0	0	0	0	0	0	

ARDEN KEY'S NFL POSTSEASON DEFENSIVE STATISTICS

DATE	TEAM	GP	TACKLES							INTERCEPTIONS					O. FUMB				ST			MISC				
			GS	TK	S	A	TFL	YDS	SK	YDS	QBH	NO	YDS	LG	TD	PD	FF	FR	TD	YDS	TK	S	A	FF	FR	S
2021	49ers	3	0	2	1	1	0	0	0.0	0.0	0	0	0	0	0	0	0	0	0	0	0	0	0	0	0	0
NFL TOTALS		3	0	2	1	1	0	0	0.0	0.0	0	0	0	0	0	0	0	0	0	0	0	0	0	0	0	0

SINGLE-GAME HIGHS: DEFENSIVE

Total Tackles	4 vs. Los Angeles Chargers, Nov 11, 2018 4 vs. Seattle Seahawks, Oct 14, 2018	Passes Defended	1 at Philadelphia Eagles, Sep 19, 2021 1 vs. Buffalo Bills, Oct 04, 2020 ...1 more at 1.
Solo Tackles	4 vs. Seattle Seahawks, Oct 14, 2018 3 vs. Los Angeles Chargers, Nov 11, 2018	Tackles For Loss	1 vs. Houston Texans, Jan 02, 2022 1 vs. Atlanta Falcons, Dec 19, 2021 ...11 more at 1.
Sacks	1.0 vs. Houston Texans, Jan 02, 2022 1.0 vs. Atlanta Falcons, Dec 19, 2021 ...6 more at 1.0.		

SINGLE-GAME HIGHS - POSTSEASON: DEFENSIVE

Total Tackles	1 at Green Bay Packers, Jan 22, 2022 1 at Dallas Cowboys, Jan 16, 2022	Solo Tackles	1 at Dallas Cowboys, Jan 16, 2022
----------------------	---------------------------------------------------------------------------	---------------------	-----------------------------------



2021 GAME-BY-GAME REGULAR-SEASON STATISTICS (49ERS)

DATE	OPPONENT	P/S	TACKLES							INTERCEPTIONS					O. FUMB				ST				MISC		SCORE			
			TK	S	A	SK	YDS	TFL	YDS	QBH	NO	YDS	LG	TD	PD	FF	FR	TD	YDS	TK	S	A	FF	FR		S	A	W/L
09/12	at Lions	P	1	1	0	0.0	0.0	0	0	0	0	0	0	0	0	0	0	0	0	0	0	0	0	0	0	0	W	41-33
09/19	at Eagles	P	1	1	0	0.0	0.0	0	0	1	0	0	0	0	1	0	0	0	0	0	0	0	0	0	0	0	W	17-11
09/26	Packers	P	0	0	0	0.0	0.0	0	0	0	0	0	0	0	0	0	0	0	0	0	0	0	0	0	0	L	28-30	
10/03	Seahawks	P	2	1	1	0.0	0.0	0	0	0	0	0	0	0	0	0	0	0	0	0	0	0	0	0	0	L	21-28	
10/10	at Cardinals	P	1	0	1	0.0	0.0	0	0	0	0	0	0	0	0	0	0	0	0	0	0	0	0	0	0	L	10-17	
10/24	Colts										NOT ON ROSTER															L	18-30	
10/31	at Bears										NOT ON ROSTER															W	33-22	
11/07	Cardinals										NOT ON ROSTER															L	17-31	
11/15	Rams	P	2	2	0	1.0	8.0	1	8	1	0	0	0	0	0	0	0	0	0	0	0	0	0	0	0	0	W	31-10
11/21	at Jaguars	P	2	1	1	1.0	6.0	1	6	1	0	0	0	0	0	0	0	0	0	0	0	0	0	0	0	0	W	30-10
11/28	Vikings	P	2	0	2	0.0	0.0	0	0	0	0	0	0	0	0	0	0	0	0	0	0	0	0	0	0	0	W	34-26
12/05	at Seahawks	P	3	0	3	0.5	4.0	0	0	1	0	0	0	0	0	0	0	0	0	0	0	0	0	0	0	0	L	23-30
12/12	at Bengals	P	1	0	1	0.5	4.5	0	0	0	0	0	0	0	0	0	0	0	0	0	0	0	0	0	0	0	W	26-23+
12/19	Falcons	P	1	1	0	1.0	11.0	1	11	2	0	0	0	0	0	0	0	0	0	0	0	0	0	0	0	0	W	31-13
12/23	at Titans	P	1	0	1	0.0	0.0	0	0	1	0	0	0	0	0	0	0	0	0	0	0	0	0	0	0	0	L	17-20
01/02	Texans	P	1	1	0	1.0	9.0	1	9	4	0	0	0	0	0	0	0	0	0	0	0	0	0	0	0	0	W	23-7
01/09	at Rams	P	1	0	1	0.5	5.0	0	0	3	0	0	0	0	0	0	0	0	0	0	0	0	0	0	0	0	W	27-24+
2021 TOTALS			14-0	19	8	11	5.5	47.5	4	34	14	0	0	0	0	1	0	0	0	0	0	0	0	0	0	0	10-7	

+ - Overtime

2021 GAME-BY-GAME POSTSEASON STATISTICS (49ERS)

DATE	OPPONENT	P/S	TACKLES							INTERCEPTIONS					O. FUMB				ST				MISC		SCORE			
			TK	S	A	SK	YDS	TFL	YDS	QBH	NO	YDS	LG	TD	PD	FF	FR	TD	YDS	TK	S	A	FF	FR		S	A	W/L
01/16	at Cowboys	P	1	1	0	0.0	0.0	0	0	0	0	0	0	0	0	0	0	0	0	0	0	0	0	0	0	0	W	23-17
01/22	at Packers	P	1	0	1	0.0	0.0	0	0	0	0	0	0	0	0	0	0	0	0	0	0	0	0	0	0	0	W	13-10
01/30	at Rams	P	0	0	0	0.0	0.0	0	0	0	0	0	0	0	0	0	0	0	0	0	0	0	0	0	0	L	17-20	
2021 TOTALS			3-0	2	1	1	0.0	0.0	0	0	0	0	0	0	0	0	0	0	0	0	0	0	0	0	0	2-1		





CHRISTIAN KIRK | 13

POSITION: WIDE RECEIVER

HT: 5-11 | WT: 200 | DOB: 11-16-1996

COLLEGE: TEXAS A&M

HOMETOWN: SCOTTSDALE, AZ

ACQ: UFA(ARZ)-22

EXP: 5th YEAR

@ckirk

@ckirk

KEY TRANSACTIONS

- Originally drafted by Arizona in the second round (47th overall) in the 2018 draft
- Signed by Jacksonville as an unrestricted free agent on 3/16/22

PRO

2021 (Cardinals)

- Appeared in every game, including 11 starts, for the first time in his career
- Led the team in receptions (77), receiving yards (982) and targets (103) for five TDs averaging 12.8 yards per catch
- 9/12 at TEN:** scored two TDs and gained 70 yards on five receptions, marked the fourth multiple-TD game of his career
- 9/26 at JAX:** caught seven passes for 104 yards (14.9 avg.), marked his fourth career 100-yard performance

2020 (Cardinals)

- Played in 14 games (10 starts) and posted 48 receptions for 621 yards and a career-high six TDs ... added 22 punt returns for 132 yards ...
- 9/20 vs. WAS:** Had two receptions for 57 yards including a 49-yard catch to extend a second quarter scoring drive
- 10/25 vs. SEA:** Had five receptions for 37 yards and two TDs, becoming just the fifth different player in franchise history to have multiple TD receptions in back-to-back games
- 11/8 vs. MIA:** Caught five passes for a season-high 123 yards and a 56-yard TD, marked his fifth-career TD reception of 50+ yards

2019 (Cardinals)

- Totaled 68 receptions for 709 yards and three TDs in 13 games (all starts) ... added 10 carries for 93 yards
- 9/15 at BAL:** had his first career 100-yard performance with a 114 yards on six receptions, joined Larry Fitzgerald as the first pair of Cardinals players with 100 receiving yards in a game since Fitzgerald (133) and Michael Floyd (101) vs. SF (11/13/16) ...
- 9/22 vs. CAR:** established a career high with 10 receptions and had a six-yard carry
- 12/8 vs. PIT:** Posted game-high marks with eight receptions for 85 yards, his 100th-career reception in his 22nd-career game against the Steelers, becoming the second-fastest player in franchise history to reach the milestone behind only Anquan Boldin (16 games)

2018 (Cardinals)

- Turned in a highly productive rookie campaign with 43 receptions for 590 yards and three TDs, three carries for 35 yards and 21 punt returns for 164 yards in 12 games (seven starts) prior to a season-ending foot injury
- Named to the PFWA All-Rookie team as a punt returner ...
- At the time of his injury, ranked second in the NFL in receptions (43) and third in receiving yards (590) among rookie WRs with TD catches of 75 and 59 yards, joined Giants RB Saquon Barkley (five), Browns RB Nick Chubb (two) and Falcons WR Calvin Ridley (two) as the only rookies with multiple TD catches of 50+ yards

COLLEGE

- During his three seasons at Texas A&M, started 36 of 39 games played and totaled 234 receptions for 2,856 yards and 26 receiving TDs, 23 rushing attempts for 120 yards, 48 kickoff returns for 1,048 yards and a TD, and 37 punt returns for 814 yards and six TDs
- Despite playing just three seasons, fell just 29 receptions shy of breaking the SEC all-time receptions record (262 by Jordan Matthews) and 19 receptions shy of breaking the Aggies career receptions leader (252 by Ryan Swope)
- Earned first-team All-SEC honors as a return man and as an all-purpose player in both 2016 and 2017
- Named SEC Defensive Player of the Year, earned consensus First Team All American honors and was honored with the Bronco Nagurski Award, presented to the nation's top defensive player, as a senior in 2018
- Against New Mexico State in 2016, became the first player in A&M history with two punt return TDs in a game
- Left Texas A&M as the NCAA's career active leader in punt return average (22.0) and punt return TDs (6) ... his six career punt return TDs doubled the previous school career record

PERSONAL

- Attended Saguaro (Scottsdale, AZ) High School where he was named an All-American by Under Armour, MaxPreps and PrepStar and was the Gatorade Player of the Year in Arizona as a senior in 2014
- Majored in University Studies with a concentration in Business at the Mays Business School
- Created the "Kicks from Kirk" program which offered fans the opportunity to win a free pair of Adidas shoes each week courtesy of Kirk by submitting a write up of someone who has significantly impacted their lives... Kirk selected a winner each week as part of the contest
- In the 2019 offseason, he teamed with the Stabler Foundation to provide backpacks for the Sunshine Pack Drive to benefit the Arizona Children's Cancer Foundation. Kirk donated 400 backpacks and took part in an event to help collect arts and crafts, books, journals, games, headphones and other small goods to include in the packs for children

CHRISTIAN KIRK'S NFL REGULAR SEASON RUSHING/RECEIVING STATISTICS

DATE	TEAM	GP	GS	RECEIVING					RUSHING				
				NO.	YDS.	AVG.	LG	TD	NO.	YDS.	AVG.	LG	TD
2018	Cardinals	12	7	43	590	13.7	75t	3	3	35	11.7	23	0
2019	Cardinals	13	13	68	709	10.4	69t	3	10	93	9.3	28	0
2020	Cardinals	14	10	48	621	12.9	80t	6	2	3	1.5	3	0
2021	Cardinals	17	11	77	982	12.8	50	5	1	11	11.0	11	0
NFL TOTALS		56	41	236	2,902	12.3	80T	17	16	142	8.9	28	0



CHRISTIAN KIRK'S NFL POSTSEASON RUSHING/RECEIVING STATISTICS

DATE	TEAM	RECEIVING							RUSHING				
		GP	GS	NO.	YDS.	AVG.	LG	TD	NO.	YDS.	AVG.	LG	TD
2021	Cardinals	1	0	6	51	8.5	23	0	0	0	0.0	0	0
NFL TOTALS		1	0	6	51	8.5	23	0	0	0	0.0	0	0

CHRISTIAN KIRK'S NFL REGULAR SEASON RETURN STATISTICS

DATE	TEAM	KICKOFF RETURNS					PUNT RETURNS					
		RET.	YDS.	AVG.	LG	TD	NO.	FC	YDS.	AVG.	LG	TD
2018	Cardinals	0	0	0.0	0	0	21	17	164	7.8	44	0
2019	Cardinals	0	0	0.0	0	0	7	6	39	5.6	20	0
2020	Cardinals	1	20	20.0	20	0	22	10	132	6.0	24	0
2021	Cardinals	0	0	0.0	0	0	1	6	-5	-5.0	0	0
NFL TOTALS		1	20	20.0	20	0	51	39	330	6.5	44	0

CHRISTIAN KIRK'S NFL POSTSEASON RETURN STATISTICS

DATE	TEAM	KICKOFF RETURNS					PUNT RETURNS					
		RET.	YDS.	AVG.	LG	TD	NO.	FC	YDS.	AVG.	LG	TD
2021	Cardinals	0	0	0.0	0	0	1	1	0	0.0	0	0
NFL TOTALS		0	0	0.0	0	0	1	1	0	0.0	0	0

SINGLE-GAME HIGHS: RUSHING/RECEIVING

Rush Attempts	2 at Seattle Seahawks, Dec 22, 2019 1 vs. San Francisco 49ers, Oct 10, 2021 ...13 more at 1.	Kickoff Return Yards	20 vs. Philadelphia Eagles, Dec 20, 2020
Rushing Yards	28 vs. Cleveland Browns, Dec 15, 2019 23 at Green Bay Packers, Dec 02, 2018	Longest Kickoff Return	20 vs. Philadelphia Eagles, Dec 20, 2020
Longest Runs	28 vs. Cleveland Browns, Dec 15, 2019 23 at Green Bay Packers, Dec 02, 2018	Fair Catches	5 vs. San Francisco 49ers, Oct 28, 2018 4 vs. Denver Broncos, Oct 18, 2018
Receptions	10 vs. Carolina Panthers, Sep 22, 2019 9 at Detroit Lions, Dec 19, 2021	Punt Return Yards	77 at New York Giants, Dec 13, 2020 44 vs. Washington Redskins, Sep 09, 2018
Receiving Yards	138 at Tampa Bay Buccaneers, Nov 10, 2019 123 vs. Miami Dolphins, Nov 08, 2020	Longest Punt Return	44 vs. Washington Redskins, Sep 09, 2018 26 at Los Angeles Chargers, Nov 25, 2018
Receiving Average	28.7 vs. Los Angeles Rams, Dec 13, 2021 28.3 at San Francisco 49ers, Oct 07, 2018	Punt Returns	6 at New York Giants, Dec 13, 2020 4 vs. Oakland Raiders, Nov 18, 2018
Longest Receptions	80t at Dallas Cowboys, Oct 19, 2020 75t at San Francisco 49ers, Oct 07, 2018	Punt Return Average	12.8 at New York Giants, Dec 13, 2020 9.5 vs. Oakland Raiders, Nov 18, 2018
Receiving TDs	3 at Tampa Bay Buccaneers, Nov 10, 2019 2 at Tennessee Titans, Sep 12, 2021 ...2 more at 2.	Most TDs	3 at Tampa Bay Buccaneers, Nov 10, 2019 2 at Tennessee Titans, Sep 12, 2021 ...2 more at 2.
All-Purpose Yards	138 at Tampa Bay Buccaneers, Nov 10, 2019 119 vs. Miami Dolphins, Nov 08, 2020	Miscellaneous Tackles	1 vs. Pittsburgh Steelers, Dec 08, 2019 1 at Los Angeles Chargers, Nov 25, 2018 ...1 more at 1.
Kickoff Returns	1 vs. Philadelphia Eagles, Dec 20, 2020		

SINGLE-GAME HIGHS - POSTSEASON: RUSHING/RECEIVING

Receptions	6 at Los Angeles Rams, Jan 17, 2022	All-Purpose Yards	51 at Los Angeles Rams, Jan 17, 2022
Receiving Yards	51 at Los Angeles Rams, Jan 17, 2022	Fair Catches	1 at Los Angeles Rams, Jan 17, 2022
Receiving Average	8.5 at Los Angeles Rams, Jan 17, 2022	Punt Returns	1 at Los Angeles Rams, Jan 17, 2022
Longest Receptions	23 at Los Angeles Rams, Jan 17, 2022 8 at Los Angeles Rams, Jan 17, 2022		

100-YARD RECEIVING GAMES (4): REGULAR SEASON

DATE	TEAM	NO.	YDS.	AVG.	LG	TD
09/15/19	at Ravens	6	114	19.0	34	0
11/10/19	at Buccaneers	6	138	23.0	69t	3
11/08/20	DOLPHINS	5	123	24.6	56t	1
09/26/21	at Jaguars	7	104	14.9	33	0



2021 GAME-BY-GAME REGULAR-SEASON STATISTICS (CARDINALS)

DATE	OPPONENT	P/S	RECEIVING					RUSHING					W/L	SCORE
			NO.	YDS.	AVG.	LG	TD	NO.	YDS.	AVG.	LG	TD		
09/12	at Titans	P	5	70	14.0	26t	2	0	0	0.0	0	0	W	38-13
09/19	Vikings	S	3	65	21.7	35	0	0	0	0.0	0	0	W	34-33
09/26	at Jaguars	P	7	104	14.9	33	0	0	0	0.0	0	0	W	31-19
10/03	at Rams	S	1	5	5.0	5	0	0	0	0.0	0	0	W	37-20
10/10	49ers	S	5	39	7.8	9	0	1	11	11.0	11	0	W	17-10
10/17	at Browns	S	5	75	15.0	21t	1	0	0	0.0	0	0	W	37-14
10/24	Texans	P	4	50	12.5	19	1	0	0	0.0	0	0	W	31-5
10/28	Packers	S	4	46	11.5	29	0	0	0	0.0	0	0	L	21-24
11/07	at 49ers	S	6	91	15.2	50	0	0	0	0.0	0	0	W	31-17
11/14	Panthers	S	7	58	8.3	20	0	0	0	0.0	0	0	L	10-34
11/21	at Seahawks	S	2	25	12.5	14	0	0	0	0.0	0	0	W	23-13
12/05	at Bears	P	1	4	4.0	4	0	0	0	0.0	0	0	W	33-22
12/13	Rams	S	3	86	28.7	47	0	0	0	0.0	0	0	L	23-30
12/19	at Lions	S	9	94	10.4	26t	1	0	0	0.0	0	0	L	12-30
12/25	Colts	P	7	48	6.9	14	0	0	0	0.0	0	0	L	16-22
01/02	at Cowboys	P	6	79	13.2	43	0	0	0	0.0	0	0	W	25-22
01/09	Seahawks	S	2	43	21.5	35	0	0	0	0.0	0	0	L	30-38
2021 TOTALS		17-11	77	982	12.8	50	5	1	11	11.0	11	0	11-6	

2021 GAME-BY-GAME POSTSEASON STATISTICS (CARDINALS)

DATE	OPPONENT	P/S	RECEIVING					RUSHING					W/L	SCORE
			NO.	YDS.	AVG.	LG	TD	NO.	YDS.	AVG.	LG	TD		
01/17	at Rams	P	6	51	8.5	23	0	0	0	0.0	0	0	L	11-34
2021 TOTALS		1-0	6	51	8.5	23	0	0	0	0.0	0	0	0-1	





TREVOR LAWRENCE | 16

POSITION: QUARTERBACK

HT: 6-6 | WT: 220 | DOB: 6-10-1999

COLLEGE: CLEMSON

HOMETOWN: CARTERSVILLE, GA.

ACQ: D1-'21

EXP: 2nd YEAR

@Trevorlawrencee

@tlawrence16

KEY TRANSACTIONS

- Originally drafted by Jacksonville in the first round (1st overall) in the 2021 draft

PRO

2021 (Jaguars)

- Voted a team captain for the 2021 season
- Finished his rookie season 359-of-602 for 3,641 passing yards and 12 touchdowns... Also compiled 334 rushing yards on 73 attempts and two touchdowns
- 1/9 vs. IND:** Completed 23-of-32 passes for 223 yards and two TDs for a career-high passer rating of 111.8... Completed his first 12 passes of the game and capped off Jacksonville's first drive with a 2-yard TD pass to WR Laquon Treadwell
- 9/12 at HOU:** Finished his Jaguars and NFL debut 28-of-51 for 332 yards, 3 TDs and 3 INTs... Lawrence's 332 yards passing was the fourth-most by a rookie quarterback in their first start in NFL history... Lawrence is the only rookie in franchise history to throw for 300-plus yards and at least three TDs in a single game and is one of nine players in NFL history to throw for 300-plus yards and three TDs in their first career start

COLLEGE

- Started 36 of 40 games in three years at Clemson (2018-20)
- His career 34-2 record as a starter is the third-best winning percentage by a starting quarterback with at least 30 career starts since Division I split in 1978
- Completed 758-of-1138 career passes (66.6 percent) for 10,098 yards with 90 touchdowns
- Became the first quarterback in Atlantic Coast Conference history to win three ACC Championship games and was only the sixth quarterback in ACC history to record at least 10,000 career passing yards
- One of only 19 players in Clemson history to be a three-time All-ACC Academic Team honoree
- Holds Clemson career records in career winning percentage (.944), pass efficiency rating (164.3), yards per passing attempt (8.87) and tied for the most wins against Top 25 opponents (nine)
- 2018 ACC Rookie of the Year, ACC Offensive Rookie of the Year, Second-Team All-ACC, AP ACC Newcomer of the Year and All-ACC Academic selection
- 2019 First-team All-ACC selection and second straight All-ACC Academic selection
- 2020 voted ACC Player of the Year, ACC Offensive Player of the Year and First-Team All-ACC honoree

PERSONAL

- Lawrence was the first No. 1 overall selection in Jaguars history
- Married his longtime girlfriend, Marissa, on April 10, 2021 shortly before the 2021 NFL Draft
- One of 19 players in Clemson history to be a three-time All-ACC Academic Team honoree
- Brother Chase, 27, is an award-winning painter
- Started growing out his hair on a dare with three teammates during his freshman year of high school
- Has two dogs, Indi and Jones

TREVOR LAWRENCE'S NFL REGULAR SEASON PASSING STATISTICS

DATE	TEAM	GP	GS	ATT.	CMP.	PCT.	YDS	AVG.	TD	INT.	LG	SK	LST	RATE
2021	Jaguars	17	17	602	359	59.6	3,641	6.0	12	17	58	32	238	71.9
TOTALS		17	17	602	359	59.6	3,641	6.0	12	17	58	32	238	71.9

TREVOR LAWRENCE'S NFL REGULAR SEASON RUSHING STATISTICS

DATE	TEAM	NO.	YDS.	AVG.	LG	TD
2021	Jaguars	73	334	4.6	26	2
TOTALS		73	334	4.6	26	2

TREVOR LAWRENCE'S NFL REGULAR SEASON PASSING/RUSHING STATISTICS

DATE	TEAM	GP	GS	ATT.	CMP.	PCT.	YDS	AVG.	TD	INT.	LG	SK	LST	RATE	RUSHING				
															NO.	YDS.	AVG.	LG	TD
2021	Jaguars	17	17	602	359	59.6	3,641	6.0	12	17	58	32	238	71.9	73	334	4.6	26	2
TOTALS		17	17	602	359	59.6	3,641	6.0	12	17	58	32	238	71.9	73	334	4.6	26	2



SINGLE-GAME HIGHS: QUARTERBACK

Pass Attempts	54 at Seattle Seahawks, Oct 31, 2021 51 at Houston Texans, Sep 12, 2021	Passer Rating	111.8 vs. Indianapolis Colts, Jan 09, 2022 96.5 at Cincinnati Bengals, Sep 30, 2021
Pass Completions	32 at Seattle Seahawks, Oct 31, 2021 28 at Houston Texans, Sep 12, 2021	Rush Attempts	10 vs. Indianapolis Colts, Jan 09, 2022 8 at Cincinnati Bengals, Sep 30, 2021
Yards Passing	332 at Houston Texans, Sep 12, 2021 319 vs. Miami Dolphins, Oct 17, 2021	Rushing Yards	39 vs. Atlanta Falcons, Nov 28, 2021 37 at New York Jets, Dec 26, 2021
TD Passes	3 at Houston Texans, Sep 12, 2021 2 vs. Indianapolis Colts, Jan 09, 2022	Rushing Average	4.5 at Cincinnati Bengals, Sep 30, 2021 4.0 vs. Tennessee Titans, Oct 10, 2021
Long Passes	58 vs. Tennessee Titans, Oct 10, 2021 52 at Cincinnati Bengals, Sep 30, 2021	Longest Runs	26 at New York Jets, Dec 26, 2021 15 at New England Patriots, Jan 02, 2022
Completion Percentage	71.9 vs. Indianapolis Colts, Jan 09, 2022 70.8 at Cincinnati Bengals, Sep 30, 2021	Rushing TDs	1 vs. Tennessee Titans, Oct 10, 2021 1 at Cincinnati Bengals, Sep 30, 2021

300-YARD PASSING GAMES (2): REGULAR SEASON

DATE	TEAM	NO.	YDS.	AVG.	LG	TD
09/12/21	at Texans	28	332	11.9	41t	3
10/17/21	DOLPHINS	25	319	12.8	29	1

2021 GAME-BY-GAME REGULAR-SEASON STATISTICS (JAGUARS)

DATE	OPPONENT	P/S	PASSING											RUSHING					SCORE
			ATT	CMP	YDS	PCT	Y/A	Y/C	TD	INT	LG	SK/YD	RATE	ATT	YDS	LG	TD	W/L	
09/12	at Texans	S	51	28	332	54.9	6.5	11.9	3	3	41t	1/13	70.1	1	-2	-2	0	L	21-37
09/19	Broncos	S	33	14	118	42.4	3.6	8.4	1	2	25t	1/4	37.2	2	21	11	0	L	13-23
09/26	Cardinals	S	34	22	219	64.7	6.4	10.0	1	2	25	3/17	68.1	6	27	10	0	L	19-31
09/30	at Bengals	S	24	17	204	70.8	8.5	12.0	0	0	52	1/2	96.5	8	36	11	1	L	21-24
10/10	Titans	S	33	23	273	69.7	8.3	11.9	1	1	58	2/17	92.1	7	28	8	1	L	19-37
10/17	Dolphins	S	41	25	319	61.0	7.8	12.8	1	0	29	2/7	93.4	2	11	12	0	W	23-20
10/31	at Seahawks	S	54	32	238	59.3	4.4	7.4	1	1	17	1/11	68.3	3	11	8	0	L	7-31
11/07	Bills	S	26	15	118	57.7	4.5	7.9	0	0	23	2/12	69.1	3	4	3	0	W	9-6
11/14	at Colts	S	35	16	162	45.7	4.6	10.1	0	0	24	3/10	59.5	5	33	12	0	L	17-23
11/21	49ers	S	25	16	158	64.0	6.3	9.9	0	0	22	3/12	81.8	3	23	10	0	L	10-30
11/28	Falcons	S	42	23	228	54.8	5.4	9.9	1	1	26	1/12	68.4	5	39	10	0	L	14-21
12/05	at Rams	S	28	16	145	57.1	5.2	9.1	0	0	28	2/9	71.3	4	10	9	0	L	7-37
12/12	at Titans	S	40	24	221	60.0	5.5	9.2	0	4	41	3/37	35.5	1	2	2	0	L	0-20
12/19	Texans	S	38	22	210	57.9	5.5	9.5	0	0	30	3/21	73.4	5	21	10	0	L	16-30
12/26	at Jets	S	39	26	280	66.7	7.2	10.8	0	0	25	1/28	87.6	6	37	26	0	L	21-26
01/02	at Patriots	S	27	17	193	63.0	7.1	11.4	1	3	40	2/20	57.1	2	16	15	0	L	10-50
01/09	Colts	S	32	23	223	71.9	7.0	9.7	2	0	29	1/6	111.8	10	17	8	0	W	26-11
2021 TOTALS		17-17	602	359	3,641	59.6	6.0	10.1	12	17	58	32/238	71.9	73	334	26	2	3-14	





JEREMIAH LEDBETTER | 98

POSITION: DEFENSIVE LINEMAN
HT: 6-3 | **WT:** 299 | **DOB:** 12-6-1994
COLLEGE: ARKANSAS
HOMETOWN: GAINESVILLE, GA.
ACQ: FA-'21
EXP: 3rd YEAR

@leddy_55
 @leddy5455

KEY TRANSACTIONS

- Originally selected by Detroit in the sixth round (205th overall) of the 2017 Draft
- Signed to Tampa Bay's practice squad on 9/3/18
- Signed to Baltimore's practice squad on 10/2/19
- Signed to Tampa Bay's practice squad on 10/22/19
- Signed to Arizona's practice squad on 9/3/21
- Signed to Jacksonville's practice squad on 11/1/21

PRO

2021 (Jaguars)

- Spent the season on the practice squad

2020 (Buccaneers)

- Appeared in three games and recorded two tackles, including 1.0 sack, one tackle for loss and two QB hits

2019 (Ravens)

- Member of Ravens practice squad

2018 (Buccaneers)

- Appeared in one game and recorded one tackle

2017 (Lions)

- Played in 16 games and recorded six total tackles including 0.5 sack and four QB Hits

COLLEGE

- In two seasons at Arkansas, compiled 104 tackles, including 15.0 for loss and 7.5 sacks... Started 25 of 26 games played
- Played two seasons at Hutchinson Community College (2013-14)... Finished his junior college career with 144 total tackles and 22.5 career sacks ... His 22.5 career sacks ranks second in Blue Dragons history

PERSONAL

- Father, Weldon, played running back at Oklahoma from 1979-82 and was selected in the seventh round of the 1983 NFL Draft by the Tampa Bay Buccaneers
- Cousin, Isaac Byrd, played wide receiver at Kansas and was a sixth round selection by the Tennessee Titans in the 1997 NFL Draft

JEREMIAH LEDBETTER'S NFL REGULAR SEASON DEFENSIVE STATISTICS

DATE	TEAM	GP	TACKLES							INTERCEPTIONS							O. FUMB				ST				MISC			
			GS	TK	S	A	TFL	YDS	SK	YDS	QBH	NO	YDS	LG	TD	PD	FF	FR	TD	YDS	TK	S	A	FF	FR	S	A	
2017	Lions	16	0	14	6	8	0	0	0.5	1.5	4	0	0	0	0	0	0	0	0	0	0	0	0	0	0	0	0	
2018	Buccaneers	1	0	1	1	0	0	0	0.0	0.0	0	0	0	0	0	0	0	0	0	0	0	0	0	0	0	0		
2019	Buccaneers	0	0	0	0	0	0	0	0.0	0.0	0	0	0	0	0	0	0	0	0	0	0	0	0	0	0	0		
2020	Buccaneers	3	0	3	2	1	1	11	1.0	11.0	2	0	0	0	0	0	0	0	0	0	0	0	0	0	0	0		
2021	Cardinals	0	0	0	0	0	0	0	0.0	0.0	0	0	0	0	0	0	0	0	0	0	0	0	0	0	0	0		
		Went from Arizona to Jacksonville.																										
2021	Jaguars	0	0	0	0	0	0	0	0.0	0.0	0	0	0	0	0	0	0	0	0	0	0	0	0	0	0	0	0	
2021	TOTAL	0	0	0	0	0	0	0	0.0	0.0	0	0	0	0	0	0	0	0	0	0	0	0	0	0	0	0		
NFL TOTALS		20	0	18	9	9	1	11	1.5	12.5	6	0	0	0	0	0	0	0	0	0	0	0	0	0	0	0		

SINGLE-GAME HIGHS: DEFENSIVE

Total Tackles 2 vs. Green Bay Packers, Oct 18, 2020
 2 vs. Green Bay Packers, Dec 31, 2017
 ...1 more at 2.

Solo Tackles 1 at Detroit Lions, Dec 26, 2020
 1 vs. Green Bay Packers, Oct 18, 2020
 ...7 more at 1.

Sacks 1.0 at Detroit Lions, Dec 26, 2020
 0.5 at Chicago Bears, Nov 19, 2017

Tackles For Loss 1 at Detroit Lions, Dec 26, 2020



2021 GAME-BY-GAME REGULAR-SEASON STATISTICS (CARDINALS/JAGUARS)

DATE	OPPONENT	P/S	TACKLES					INTERCEPTIONS					O. FUMB				ST				MISC		W/L	SCORE			
			TK	S	A	SK	YDS	TFL	YDS	QBH	NO	YDS	LG	TD	PD	FF	FR	TD	YDS	TK	S	A			FF	FR	S
09/12	at Titans																									W	38-13
09/19	Vikings																									W	34-33
09/26	at Jaguars																									W	31-19
10/03	at Rams																									W	37-20
10/10	49ers																									W	17-10
10/17	at Browns																									W	37-14
10/24	Texans																									W	31-5
10/28	Packers																									L	21-24
11/07	at 49ers																									W	31-17
11/14	Panthers																									L	10-34
11/21	at Seahawks																									W	23-13
			Went from Cardinals to Jaguars .																								
11/28	Falcons																									L	14-21
12/05	at Rams																									L	7-37
12/12	at Titans																									L	0-20
12/19	Texans																									L	16-30
12/26	at Jets																									L	21-26
01/02	at Patriots																									L	10-50
01/09	Colts																									W	26-11
2021 TOTALS			0	0	0	0.0	0.0	0	0	0	0	0	0	0	0	0	0	0	0	0	0	0	0	0	0	0	10-8

2020 GAME-BY-GAME POSTSEASON STATISTICS (BUCCANEERS)

DATE	OPPONENT	P/S	TACKLES					INTERCEPTIONS					O. FUMB				ST				MISC		W/L	SCORE				
			TK	S	A	SK	YDS	TFL	YDS	QBH	NO	YDS	LG	TD	PD	FF	FR	TD	YDS	TK	S	A			FF	FR	S	A
01/09	at Football Team																										W	31-23
01/17	at Saints																										W	30-20
01/24	at Packers																										W	31-26
02/07	Chiefs																										W	31-9
2020 TOTALS			0	0	0	0.0	0.0	0	0	0	0	0	0	0	0	0	0	0	0	0	0	0	0	0	0	0	4-0	





WALKER LITTLE | 72

POSITION: OFFENSIVE LINEMAN

HT: 6-7 | WT: 325 | DOB: 1-4-1999

COLLEGE: STANFORD

HOMETOWN: HOUSTON, TEXAS

ACQ: D2-'21

EXP: 2nd YEAR

@walkerlittle45

@walker_little

KEY TRANSACTIONS

- Originally drafted by Jacksonville in the second round (45th overall) in the 2021 draft

PRO

2021 (Jaguars)

- Appeared in nine games with three starts as a rookie
- 1/9 vs. IND: Started at left tackle and played all 68 offensive snaps
- 11/7 vs. BUF: Started at left tackle for the first time in his career and played all 61 offensive snaps... Replaced an injured Cam Robinson
- 10/17 vs. MIA: Saw action on RB James Robinson's 1-yard touchdown run in the second quarter... Helped Robinson score a rushing TD in his fourth straight game

COLLEGE

- Started 13 games in 2018 and earned All-Pac 12 First Team honors as a sophomore in 2018 prior to missing the 2019 season (knee injury)
- Opted out of the 2020 season due to COVID-19
- Voted Pac-12 Freshman Co-Offensive Player of the year as well as All-Pac-12 honorable mention in 2017
- Helped Bryce Love set single-game school record with 301 rushing yards (vs. Arizona State) in third career start
- Stanford's first true freshman to start at left tackle since 2000 (Kirk Chambers)

PERSONAL

- Is one-quarter Jamaican from his maternal grandmother and has visited Jamaica throughout his high school and college years
- Led his high school (Episcopal) to a state title in 2014
- Grandfather, Gene Little, played football at Rice and professionally for the New York Giants
- Uncle, Jack Little, played football at Texas A&M and professionally for the Baltimore Colts

WALKER LITTLE'S NFL REGULAR SEASON STATISTICS

DATE	TEAM	GP	GS
2021	Jaguars	9	3
NFL TOTALS		9	3

2021 GAME-BY-GAME REGULAR-SEASON STATISTICS (JAGUARS)

DATE	OPPONENT	P/S	W/L	SCORE
09/12	at Texans		L	21-37
09/19	Broncos		L	13-23
09/26	Cardinals		L	19-31
09/30	at Bengals		L	21-24
10/10	Titans		L	19-37
10/17	Dolphins	P	W	23-20
10/31	at Seahawks	P	L	7-31
11/07	Bills	S	W	9-6
11/14	at Colts		L	17-23
11/21	49ers	P	L	10-30
11/28	Falcons		L	14-21
12/05	at Rams	P	L	7-37
12/12	at Titans		L	0-20
12/19	Texans	P	L	16-30
12/26	at Jets	P	L	21-26
01/02	at Patriots	S	L	10-50
01/09	Colts	S	W	26-11
2021 TOTALS		9-3	3-14	





DEVIN LLOYD | 33

POSITION: LINEBACKER

HT: 6-3 | **WT:** 235 | **DOB:** 9-30-1998

COLLEGE: UTAH

HOMETOWN: CHULA VISTA, CALIF.

ACQ: D1-'22

EXP: R

@DevinLloyd_

@devinlloyd_

KEY TRANSACTIONS

- Originally drafted by Jacksonville in the first round (27th overall) in the 2022 draft

COLLEGE

- 47 career games as a Ute with 32 starts
- 2021 Consensus All-America, the tenth such Ute in program history
- Finished his career with 43 tackles for loss, fourth-most in program history
- Tied for second-most TFLs in a season (22 in 2021)
- Finished the 2021 season as the only active Pac-12 player with three career interception return TDs
- One of six Utes all-time with three-plus career interception return TDs
- Three games in 2021 with a 90-plus grade by PFF, leading all linebackers nationally
- Ten career All-America accolades, including eight First Team honors in 2021
- Two-time Butkus Award Finalist (2020, 2021)

PERSONAL

- Son of Joe Lloyd and Ronyta Johnson
- Both his mother and his father served in the military
- Communications major
- Born in Kansas City

DEVIN LLOYD'S COLLEGE DEFENSIVE STATISTICS

DATE	TEAM	GP	GS	TACKLES								INTERCEPTIONS					FUMBLES				
				TK	S	A	TFL	YDS	SK	YDS	QBH	NO	YDS	LG	TD	PD	FF	FR	YDS		
2018	Utah	14	0	6	3	3	0	0	0	0	0	0	0	0	0	0	0	0	0	0	0
2019	Utah	14	14	91	48	43	11	55	6.5	41	0	1	64	64	1	2	0	0	0	0	0
2020	Utah	14	13	110	65	45	22	97	8.0	60	2	4	36	34	0	6	0	1	0	0	0
2021	Utah	5	5	48	33	15	10	39	2.0	23	1	0	0	0	0	0	1	0	0	0	0
TOTALS		47	32	255	149	106	43	191	16.5	124	3	5	100	98	1	8	1	1	0	0	0





JAKE LUTON | 6

POSITION: QUARTERBACK
HT: 6-6 | **WT:** 225 | **DOB:** 11-4-1996
COLLEGE: OREGON STATE
HOMETOWN: MARYSVILLE, WASH.
ACQ: D6-'20
EXP: 3rd YEAR

@jakeluton6

KEY TRANSACTIONS

- Originally drafted by Jacksonville in the sixth round (189th overall) of the 2020 draft
- Signed to Seattle's active roster on 9/2/21
- Signed to Miami's practice squad on 11/17/21
- Signed a reserve/future contract with Jacksonville on 2/11/22

PRO

2021 (Seahawks)

- Appeared in two games with Seattle

2020 (Jaguars)

- Started in three games during his rookie campaign, completing 60 of 110 passes (54.5 comp. pct.) for 624 yards and two TDs
- 11/8 vs. HOU:** Made his NFL debut and completed 26 of 38 passes for 304 yards and two total TDs (one rushing, one passing)... His 304-yard performance marked the most passing yards by a rookie quarterback in their debut in franchise history... His 13-yard rushing TD brought the Jaguars within 2 in the final minutes, joining QBs Jonathan Quinn (1998) and Byron Leftwich (2003) as the only rookie quarterbacks in franchise history to throw and rush for a TD in the same game

COLLEGE

- Completed his Oregon State career by playing in 23 games for the Beavers, including 21 starts, after spending seasons at Ventura Community College (2016) and Idaho (2015)
- Concluded his career ranked fifth at Oregon State with 42 career TD passes and seventh with 5,227 passing yards

PERSONAL

- Attended Marysville-Pilchuck High School and led the Tomahawks to the Wesco 3A league championship as a senior... Three-year starter at quarterback and also earned three letters at pitcher in baseball
- Son of Judd and Heather Luton
- Has three brothers: Jordan, Jace and Jaxxon
- Enjoys camping, hiking and playing with his dog

JAKE LUTON'S NFL REGULAR SEASON PASSING STATISTICS

DATE	TEAM	GP	GS	ATT.	CMP.	PCT.	YDS	AVG.	TD	INT.	LG	SK	LST	RATE
2020	Jaguars	3	3	110	60	54.5	624	5.7	2	6	73t	7	52	54.5
2021	Seahawks	2	0	0	0	0.0	0	0.0	0	0	0	0	0	0.0
TOTALS		5	3	110	60	54.5	624	5.7	2	6	73T	7	52	54.5

JAKE LUTON'S NFL REGULAR SEASON RUSHING STATISTICS

DATE	TEAM	NO.	YDS.	AVG.	LG	TD
2020	Jaguars	1	13	13.0	13t	1
2021	Seahawks	0	0	0.0	0	0
TOTALS		1	13	13.0	13T	1

JAKE LUTON'S NFL REGULAR SEASON PASSING/RUSHING STATISTICS

DATE	TEAM	GP	GS	PASSING										RUSHING					
				ATT.	CMP.	PCT.	YDS	AVG.	TD	INT.	LG	SK	LST	RATE	NO.	YDS.	AVG.	LG	TD
2020	Jaguars	3	3	110	60	54.5	624	5.7	2	6	73t	7	52	54.5	1	13	13.0	13t	1
2021	Seahawks	2	0	0	0	0.0	0	0.0	0	0	0	0	0	0.0	0	0	0.0	0	0
TOTALS		5	3	110	60	54.5	624	5.7	2	6	73T	7	52	54.5	1	13	13.0	13T	1



SINGLE-GAME HIGHS: QUARTERBACK

Pass Attempts	38 vs. Houston Texans, Nov 08, 2020 37 vs. Pittsburgh Steelers, Nov 22, 2020	Passer Rating	90.2 vs. Houston Texans, Nov 08, 2020 62.7 at Green Bay Packers, Nov 15, 2020
Pass Completions	26 vs. Houston Texans, Nov 08, 2020 18 at Green Bay Packers, Nov 15, 2020	Rush Attempts	1 vs. Houston Texans, Nov 08, 2020
Yards Passing	304 vs. Houston Texans, Nov 08, 2020 169 at Green Bay Packers, Nov 15, 2020	Rushing Yards	13 vs. Houston Texans, Nov 08, 2020
TD Passes	1 at Green Bay Packers, Nov 15, 2020 1 vs. Houston Texans, Nov 08, 2020	Longest Runs	13t vs. Houston Texans, Nov 08, 2020
Long Passes	73t vs. Houston Texans, Nov 08, 2020 36 vs. Houston Texans, Nov 08, 2020	Rushing TDs	1 vs. Houston Texans, Nov 08, 2020
Completion Percentage	68.4 vs. Houston Texans, Nov 08, 2020 51.4 at Green Bay Packers, Nov 15, 2020		

300-YARD PASSING GAMES (1): REGULAR SEASON


DATE	TEAM	NO.	YDS.	AVG.	LG	TD
11/08/20	TEXANS	26	304	11.7	73t	1

2021 GAME-BY-GAME REGULAR-SEASON STATISTICS (SEAHAWKS)

DATE	OPPONENT	P/S	PASSING											RUSHING					W/L	SCORE			
			ATT	CMP	YDS	PCT	Y/A	Y/C	TD	INT	LG	SK/YD	RATE	ATT	YDS	LG	TD						
09/12	at Colts																					W	28-16
09/19	Titans																					L	30-33+
09/26	at Vikings																					L	17-30
10/03	at 49ers																					W	28-21
10/07	Rams																					L	17-26
10/17	at Steelers																					L	20-23+
10/25	Saints																					L	10-13
10/31	Jaguars																					W	31-7
11/14	at Packers																					L	0-17
11/21	Cardinals																					L	13-23
11/29	at Football Team																					L	15-17
12/05	49ers																					W	30-23
12/12	at Texans																					W	33-13
12/21	at Rams																					L	10-20
12/26	Bears																					L	24-25
01/02	Lions																					W	51-29
01/09	at Cardinals																					W	38-30
2021 TOTALS		0-0	0	0	0	0.0	0.0	0.0	0.0	0	0	0	0/0	0.0	0	0	0	0	0	0	0	7-10	

+ - Overtime





CHRIS MANHERTZ | 84

POSITION: TIGHT END
HT: 6-6 | **WT:** 260 | **DOB:** 10-4-1992
COLLEGE: CANISIUS
HOMETOWN: BRONX, N.Y.
ACQ: UFA (CAR)-'21
EXP: 7th YEAR

@C_Manhertz
 @c_manhertz

KEY TRANSACTIONS

- Signed as a free agent by Buffalo on 12/30/14
- Signed as a free agent by New Orleans on 8/24/15
- Signed to practice squad by New Orleans on 9/7/15
- Claimed off waivers by Carolina on 10/17/16
- Signed two-year contract with Carolina on 1/29/19
- Signed as a free agent by Jacksonville on 3/17/21

PRO

2021 (Jaguars)

- Finished 2021 with six receptions for 71 yards and one touchdown in 16 games (10 starts)
- **9/26 vs. ARI:** Started at tight end and helped the offense rush for 159 yards on 29 attempts
- **9/12 at HOU:** Started at tight end and recorded one reception for 22 yards and a touchdown... Manhertz caught QB Trevor Lawrence's first career passing touchdown with 5:05 remaining in the second quarter

2020 (Panthers)

- Played in all 16 games making 12 starts
- Finished the season with six receptions for 52 yards

2019 (Panthers)

- Played in 15 games with six starts in 2019, primarily as a blocking tight end... Made one catch for 11 yards... Helped running back Christian McCaffrey rush for 1,387 yards, ranking third in the NFL

2018 (Panthers)

- Recorded first NFL touchdown on a career-long 50-yard reception from RB Christian McCaffrey

2017 (Panthers)

- Saw action in all 16 games in 2017 with four starts before landing on injured reserve prior to the playoffs... Made two receptions for 17 yards

2016 (Saints & Panthers)

- Played in four games for Carolina and an additional three games with two starts for New Orleans in 2016

COLLEGE

- Played basketball at Canisius
- Appeared in 116 games with 94 starts... Averaged 6.5 points and 6.8 rebounds per game... Finished career ranked fourth in school history with 789 rebounds
- Led the Golden Griffins in rebounding three consecutive seasons as sophomore (2011-12), junior (2012-13) and senior (2013-14)

PERSONAL

- Attended Cardinal Spellman HS in the Bronx, N.Y.
- Majored in health and wellness at Canisius
- Son, Chris Jr. was born shortly before the start of the 2021 season

CHRIS MANHERTZ'S NFL REGULAR SEASON RUSHING/RECEIVING STATISTICS

DATE	TEAM	GP	GS	RECEIVING					RUSHING				
				NO.	YDS.	AVG.	LG	TD	NO.	YDS.	AVG.	LG	TD
2016	Saints	3	2	0	0	0.0	0	0	0	0	0.0	0	0
Went from New Orleans to Carolina .													
2016	Panthers	4	0	1	10	10.0	10	0	0	0	0.0	0	0
2016	TOTAL	7	2	1	10	10.0	10	0	0	0	0.0	0	0
2017	Panthers	16	4	2	17	8.5	11	0	0	0	0.0	0	0
2018	Panthers	16	4	2	52	26.0	50t	1	0	0	0.0	0	0
2019	Panthers	15	6	1	11	11.0	11	0	0	0	0.0	0	0
2020	Panthers	16	12	6	52	8.7	17	0	0	0	0.0	0	0
2021	Jaguars	17	10	6	71	11.8	22t	1	0	0	0.0	0	0
NFL TOTALS		87	38	18	213	11.8	50T	2	0	0	0.0	0	0



CHRIS MANHERTZ'S NFL POSTSEASON RUSHING/RECEIVING STATISTICS

DATE	TEAM	RECEIVING							RUSHING				
		GP	GS	NO.	YDS.	AVG.	LG	TD	NO.	YDS.	AVG.	LG	TD
2017	Panthers	0	0	0	0	0.0	0	0	0	0	0.0	0	0
NFL TOTALS		0	0	0	0	0.0	0	0	0	0	0.0	0	0

CHRIS MANHERTZ'S NFL REGULAR SEASON RETURN STATISTICS

DATE	TEAM	KICKOFF RETURNS					PUNT RETURNS					
		RET.	YDS.	AVG.	LG	TD	NO.	FC	YDS.	AVG.	LG	TD
2016	Saints	0	0	0.0	0	0	0	0	0	0.0	0	0
Went from New Orleans to Carolina.												
2016	Panthers	0	0	0.0	0	0	0	0	0	0.0	0	0
2016	TOTAL	0	0	0.0	0	0	0	0	0	0.0	0	0
2017	Panthers	0	0	0.0	0	0	0	0	0	0.0	0	0
2018	Panthers	0	0	0.0	0	0	0	0	0	0.0	0	0
2019	Panthers	0	0	0.0	0	0	0	0	0	0.0	0	0
2020	Panthers	0	0	0.0	0	0	0	0	0	0.0	0	0
2021	Jaguars	0	0	0.0	0	0	0	0	0	0.0	0	0
NFL TOTALS		0	0	0.0	0	0	0	0	0	0.0	0	0

CHRIS MANHERTZ'S NFL POSTSEASON RETURN STATISTICS

DATE	TEAM	KICKOFF RETURNS					PUNT RETURNS					
		RET.	YDS.	AVG.	LG	TD	NO.	FC	YDS.	AVG.	LG	TD
2017	Panthers	0	0	0.0	0	0	0	0	0	0.0	0	0
NFL TOTALS		0	0	0.0	0	0	0	0	0	0.0	0	0

SINGLE-GAME HIGHS: RECEIVING

Receptions	1 vs. Houston Texans, Dec 19, 2021 1 vs. Atlanta Falcons, Nov 28, 2021 ...16 more at 1.	Receiving TDs	1 at Houston Texans, Sep 12, 2021 1 vs. New Orleans Saints, Dec 17, 2018
Receiving Yards	50 vs. New Orleans Saints, Dec 17, 2018 22 at Houston Texans, Sep 12, 2021	All-Purpose Yards	50 vs. New Orleans Saints, Dec 17, 2018 22 at Houston Texans, Sep 12, 2021
Longest Receptions	50t vs. New Orleans Saints, Dec 17, 2018 22t at Houston Texans, Sep 12, 2021	Most TDs	1 at Houston Texans, Sep 12, 2021 1 vs. New Orleans Saints, Dec 17, 2018

2021 GAME-BY-GAME REGULAR-SEASON STATISTICS (JAGUARS)

DATE	OPPONENT	P/S	RECEIVING					RUSHING					W/L	SCORE
			NO.	YDS.	AVG.	LG	TD	NO.	YDS.	AVG.	LG	TD		
09/12	at Texans	S	1	22	22.0	22t	1	0	0	0.0	0	0	L	21-37
09/19	Broncos	S	0	0	0.0	0	0	0	0	0.0	0	0	L	13-23
09/26	Cardinals	S	0	0	0.0	0	0	0	0	0.0	0	0	L	19-31
09/30	at Bengals	S	1	7	7.0	7	0	0	0	0.0	0	0	L	21-24
10/10	Titans	S	0	0	0.0	0	0	0	0	0.0	0	0	L	19-37
10/17	Dolphins	S	1	11	11.0	11	0	0	0	0.0	0	0	W	23-20
10/31	at Seahawks	P	0	0	0.0	0	0	0	0	0.0	0	0	L	7-31
11/07	Bills	P	1	9	9.0	9	0	0	0	0.0	0	0	W	9-6
11/14	at Colts	S	0	0	0.0	0	0	0	0	0.0	0	0	L	17-23
11/21	49ers	P	0	0	0.0	0	0	0	0	0.0	0	0	L	10-30
11/28	Falcons	S	1	11	11.0	11	0	0	0	0.0	0	0	L	14-21
12/05	at Rams	S	0	0	0.0	0	0	0	0	0.0	0	0	L	7-37
12/12	at Titans	P	0	0	0.0	0	0	0	0	0.0	0	0	L	0-20
12/19	Texans	P	1	11	11.0	11	0	0	0	0.0	0	0	L	16-30
12/26	at Jets	P	0	0	0.0	0	0	0	0	0.0	0	0	L	21-26
01/02	at Patriots	P	0	0	0.0	0	0	0	0	0.0	0	0	L	10-50
01/09	Colts	S	0	0	0.0	0	0	0	0	0.0	0	0	W	26-11
2021 TOTALS		17-10	6	71	11.8	22T	1	0	0	0.0	0	0	3-14	





WES MARTIN | 67

POSITION: GUARD
HT: 6-3 | **WT:** 316 | **DOB:** 9-5-1996
COLLEGE: INDIANA
HOMETOWN: WEST MILTON, OHIO
ACQ: W (NYG)-'22
EXP: 4th YEAR

@WesleyMartin76
 @wesmartin76

KEY TRANSACTIONS

- Originally selected by Washington in the fourth round (131st overall) of the 2019 Draft
- Signed by the New York Giants as a free agent on 9/27/21
- Claimed off of waivers by Jacksonville on 5/11/22

PRO

2021 (Giants)

- Appeared in seven games with one start

2020 (Commanders)

- Played in all 16 games in his second season with five starts

2019 (Commanders)

- In his rookie season, appeared in five games and made his first career start in Week 4

COLLEGE

- Played in 50 career games making 37 starts
- Started all 12 games as a senior in 2018 and gave up two sacks in 935 snaps
- Started 12 games as a junior and recorded the most pass blocking snaps (569) among guards nationally without allowing a sack
- Started 13 games at left guard as a sophomore in 2016
- Started in six games a freshman and appeared in all 13 contests

PERSONAL

- Was a three-year football and three-year track and field letter winner in high school
- Named first team all-state, all region, and all-conference as a senior in high school

WES MARTIN'S NFL REGULAR SEASON STATISTICS

DATE	TEAM	GP	GS
2019	Redskins	9	5
2020	Football Team	16	5
2021	Football Team	1	0
Went from Washington to N.Y. Giants .			
2021	Giants	0	0
2021	TOTAL	1	0
NFL TOTALS		26	10

WES MARTIN'S NFL POSTSEASON STATISTICS

DATE	TEAM	GP	GS
2020	Football Team	1	0
NFL TOTALS		1	0



2021 GAME-BY-GAME REGULAR-SEASON STATISTICS (FOOTBALL TEAM/GIANTS)

DATE	OPPONENT	P/S		W/L	SCORE
09/12	Chargers		DID NOT PLAY	L	16-20
09/16	Giants		DID NOT PLAY	W	30-29
09/26	at Bills		PRACTICE SQUAD	L	21-43
10/03	at Falcons		NOT ON ROSTER	W	34-30
10/10	Saints		NOT ON ROSTER	L	22-33
10/17	Chiefs		NOT ON ROSTER	L	13-31
10/24	at Packers		NOT ON ROSTER	L	10-24
10/31	at Broncos		NOT ON ROSTER	L	10-17
11/07	Raiders		Went from Football Team to Giants . DID NOT PLAY (NON-INJURY)	W	23-16
11/14	Buccaneers		Went from Giants to Football Team . NOT ON ROSTER	W	29-19
11/21	at Panthers		NOT ON ROSTER	W	27-21
11/29	Seahawks		NOT ON ROSTER	W	17-15
12/05	at Raiders		NOT ON ROSTER	W	17-15
12/12	Cowboys		NOT ON ROSTER	L	20-27
12/21	at Eagles		NOT ON ROSTER	L	17-27
12/26	at Cowboys		NOT ON ROSTER	L	14-56
01/02	Eagles		NOT ON ROSTER	L	16-20
01/09	at Giants	P		W	22-7
2021 TOTALS		1-0		8-10	





ROSS MATISCIK | 46

POSITION: LONG SNAPPER
HT: 6-0 | **WT:** 240 | **DOB:** 9-13-1996
COLLEGE: BAYLOR
HOMETOWN: MCKINNEY, TEXAS
ACQ: FA-'20
EXP: 3rd YEAR

@rossmatscik
 @ross_matscik

KEY TRANSACTIONS

- Originally signed by Jacksonville as a rookie free agent on 4/28/20

PRO

2021 (Jaguars)

- Handled long snapping duties in all 17 games in 2021
- 10/17 vs. MIA:** Handled long snapping duties, helping K Matthew Wright convert on the game-tying 54-yard and game-winning 53-yard field goals
- 9/19 vs. DEN:** Served as team's long snapper and recorded one special teams tackle on a punt return

2020 (Jaguars)

- Handled the team's long snapping duties in all 16 games on the season
- 9/13 vs. IND:** Served as the team's long snapper in NFL debut

COLLEGE

- Appeared in 52 games throughout his college career, seeing time as a longsnapper for punts and place kicks, while also appearing at linebacker
- Played in 14 games in 2019, snapping on all punts and kicks and made 13 tackles, including 1.0 sack
- Served as the team's longsnapper for all 13 games and made 11 tackles on defense in 2018
- Played in 12 games as a sophomore in 2017 and totaled four tackles, one fumble recovery and one forced fumble
- Played in 12 games as a freshman and served as the primary long snapper

PERSONAL

- Attended McKinney Boyd (McKinney, Texas) High School and was a 2014 all-state selection at linebacker
- Father, Marty, played football at Bowling Green
- Brother, Paine, played football at Rice

ROSS MATISCIK'S NFL REGULAR SEASON STATISTICS

DATE	TEAM	GP
2020	Jaguars	16
2021	Jaguars	17
NFL TOTALS		33

2021 GAME-BY-GAME REGULAR-SEASON STATISTICS (JAGUARS)

DATE	OPPONENT		W/L	SCORE
09/12	at Texans	P	L	21-37
09/19	Broncos	P	L	13-23
09/26	Cardinals	P	L	19-31
09/30	at Bengals	P	L	21-24
10/10	Titans	P	L	19-37
10/17	Dolphins	P	W	23-20
10/31	at Seahawks	P	L	7-31
11/07	Bills	P	W	9-6
11/14	at Colts	P	L	17-23
11/21	49ers	P	L	10-30
11/28	Falcons	P	L	14-21
12/05	at Rams	P	L	7-37
12/12	at Titans	P	L	0-20
12/19	Texans	P	L	16-30
12/26	at Jets	P	L	21-26
01/02	at Patriots	P	L	10-50
01/09	Colts	P	W	26-11
2021 TOTALS		17	3-14	





RYAN MCDANIEL | 19

POSITION: WIDE RECEIVER
HT: 6-2 | **WT:** 215 | **DOB:** 3-13-1999
COLLEGE: NORTH CAROLINA CENTRAL
HOMETOWN: SUGAR LAND, TEXAS
ACQ: FA-'22
EXP: R

@ryan_mcdaniel11
 @ryan.mac15

KEY TRANSACTIONS

- Originally signed by Jacksonville as a rookie free agent on 5/16/22

COLLEGE

- Began his collegiate career at Tulsa playing safety before transferring to North Carolina Central and switching to wide receiver
- In his senior season in 2021, was voted to the All-MEAC Second Team after finishing the season with 52 receptions for 678 yards and 4 TDs
- In 2019, started in 10 of 12 games and recorded 39 receptions for 368 yards (both team highs) and three TDs
- In 2018 in his first season at North Carolina Central, collected nine receptions for 160 yards and one TD in 11 games
- At Tulsa in 2017, posted seven total tackles (five solo) in 10 games played

PERSONAL

- Three-year letter winner at Fort Bend Christian High School in Sugar Land, Texas
- Started three years on offense at quarterback, running back and wide receiver
- Also started his junior and senior seasons at linebacker

RYAN MCDANIEL'S COLLEGE RUSHING/RECEIVING STATISTICS


DATE	TEAM	GP	RECEIVING					RUSHING				
			NO.	YDS	AVG	LG	TD	NO.	YDS.	AVG.	LG	TD
2018	North Carolina Central	11	9	160	17.8	55	1	1	6	6.0	6	0
2019	North Carolina Central	12	39	368	9.4	45	3	1	0	0	0	0
2021	North Carolina Central	11	52	680	13.1	77	4	3	18	6.0	13	0
COLLEGE TOTALS		34	100	1,208	12.1	77	8	5	24	4.8	13	0





KC MCDERMOTT | 62

POSITION: OFFENSIVE LINEMAN
HT: 6-5 | **WT:** 330 | **DOB:** 4-18-1996
COLLEGE: MIAMI (FLA.)
HOMETOWN: WELLINGTON, FLA.
ACQ: FA-'18
EXP: 3rd YEAR

 @kcmcdermott52
 @kcmcdermott52

KEY TRANSACTIONS

- Originally signed by Jacksonville as an undrafted rookie on 5/11/2018
- Released by Jacksonville on 8/31/21
- Signed to Jacksonville's practice squad on 9/1/21
- Signed to Jacksonville's active roster on 10/31/21

PRO

2021 (Jaguars)

- Appeared in nine games with one start
- **1/9 vs. IND:** Replaced Ben Bartch at right guard after Bartch briefly left the game with an ankle injury... Also saw action on special teams
- **1/2 at N.E.:** Started at right guard
- **10/17 vs. MIA:** Elevated from the practice squad and saw action on special teams

2020 (Jaguars)

- On the active roster for seven games and appeared in five contests playing primarily on special teams... Spent the season on Jacksonville's practice squad before being promoted to the 53-man active roster on Nov. 14

2019 (Jaguars)

- Spent the entire season on the reserved/injured list

2018 (Jaguars)

- Spent entire season as a member of the practice squad

COLLEGE

- Appeared in 40 career games, starting in the final 34 games of his career, along the offensive line for the Hurricanes
- Earned All-ACC Third-Team honors as a senior in 2017

PERSONAL

- Attended Palm Beach Central (Wellington, Fla.) High School and was a first-team all-state selection as a junior and a 2014 All-American selection by 247 sports
- He and his wife, Madison, have one son, Kasen

KC MCDERMOTT'S NFL REGULAR SEASON STATISTICS

DATE	TEAM	GP	GS
2018	Jaguars	0	0
2019	Jaguars	0	0
2020	Jaguars	7	0
2021	Jaguars	9	1
NFL TOTALS		16	1



2021 GAME-BY-GAME REGULAR-SEASON STATISTICS (JAGUARS)

DATE	OPPONENT	P/S		W/L	SCORE
09/12	at Texans		PRACTICE SQUAD	L	21-37
09/19	Broncos		PRACTICE SQUAD	L	13-23
09/26	Cardinals		PRACTICE SQUAD	L	19-31
09/30	at Bengals		PRACTICE SQUAD	L	21-24
10/10	Titans		PRACTICE SQUAD	L	19-37
10/17	Dolphins		PRACTICE SQUAD	W	23-20
10/31	at Seahawks	P		L	7-31
11/07	Bills	P		W	9-6
11/14	at Colts	P		L	17-23
11/21	49ers	P		L	10-30
11/28	Falcons		INACTIVE	L	14-21
12/05	at Rams		INACTIVE	L	7-37
12/12	at Titans		DID NOT PLAY (NON-INJURY)	L	0-20
12/19	Texans	P		L	16-30
12/26	at Jets	P		L	21-26
01/02	at Patriots	S		L	10-50
01/09	Colts	P		W	26-11
2021 TOTALS		8-1		3-14	





ANDREW MEVIS | 12

POSITION: KICKER

HT: 5-11 | WT: 207 | DOB: 12-10-1998

COLLEGE: IOWA STATE

HOMETOWN: WARSAW, IND.

ACQ: FA-'22

EXP: R



@mevisthekicker



@andrewmevis_5

KEY TRANSACTIONS

- Originally signed with Jacksonville as an undrafted free agent on 5/2/22

COLLEGE

- Third Team All-American – Phil Steele (2021)
- HM All-Big 12 – Coaches (2021)
- All-Transfer Team – The Athletic (2021)
- Lou Groza Award Semifinalist (2021)
- In 2021, connected on 20-of-23 field goals, including 10-of-13 from 40 yards or longer, and 32-of-32 PATs
- Tied the school record for field goals made in a season (20) and his field goal percentage (87.0) is the second-best clip in school history

PERSONAL

- Son of Tina and Tracy Mevis
- Brother, Harrison, is a kicker at Missouri
- Earned degree in business administration at Fordham and is taking graduate courses in family and consumer sciences

ANDREW MEVIS'S COLLEGE KICKING STATISTICS

DATE	TEAM	GP	FGM	FGA	PCT.	LG	XP	XPA	PCT.
2017	Fordham	11	6	9	66	31	15	16	94
2018	Fordham	11	6	9	66	54	17	20	85
2019	Fordham	12	15	20	75	46	31	33	93
2021	Iowa State	13	20	23	87	54	32	32	100
TOTALS		47	47	51	73	54	95	101	94





GRANT MORGAN | 55

POSITION: LINEBACKER

HT: 5-11 | WT: 224 | DOB: 1-23-1998

COLLEGE: ARKANSAS

HOMETOWN: GREENWOOD, ARK.

ACQ: FA-'22

EXP: R

@grantmorgan15

@ grant_morgan31

KEY TRANSACTIONS

- Originally signed with Jacksonville as an undrafted free agent on 5/2/22

COLLEGE

- In 2021, capped a historic career at Arkansas as the school's first-ever Burlsworth Trophy winner for the nation's best player that started his career as a walk-on while also being named a finalist for the Jason Witten Collegiate Man of the Year Award
- In 2021, started all 13 games for the Razorbacks in his last year, eclipsing the 100-tackle mark for the second straight year with 101 stops
- 2021 Chuck Bednarik Award Watch List
- 2020 Walter Camp Second-Team All-America
- 2020 First-Team All-SEC (AP, Coaches)

PERSONAL

- Married to Sydnie
- Son of Matt Morgan and Annie Shaw
- Younger brother of former Arkansas wide receiver Drew Morgan
- Has four younger sisters, Paige, MJ, Ella, and Hattie, and a younger brother Braden
- Earned degrees in kinesiology and operations and management

GRANT MORGAN'S COLLEGE DEFENSIVE STATISTICS														
DATE	TEAM	GP	GS	TACKLES						INTERCEPTIONS				FUMBLES
				TK	S	A	TFL	SK	NO	YDS	LG	TD	PD	FF
2017	Arkansas	12	0	38	22	16	3.5	1	0	0	0	0	2	1
2018	Arkansas	12	0	24	8	16	2.5	0	0	0	0	0	1	0
2019	Arkansas	12	0	39	9	30	3	1	0	0	0	0	0	0
2020	Arkansas	9	9	111	40	71	7.5	2	1	23	23	1	6	0
2021	Arkansas	13	13	101	40	61	7	0.5	1	0	0	0	4	0
TOTALS		58	22	313	119	194	23.5	4.5	2	23	23	1	13	1





CHAD MUMA | 48

POSITION: LINEBACKER


HT: 6-3 | **WT:** 239 | **DOB:** 8-18-1999


COLLEGE: WYOMING

HOMETOWN: LONE TREE, COLO.

ACQ: D3-'22

EXP: R

 @chad_muma

 @chad_muma

KEY TRANSACTIONS

- Originally drafted by Jacksonville in the third round (70th overall) in the 2022 draft

COLLEGE

- Named 2021 Second Team All American by both the Walter Camp Football Foundation and Pro Football Focus (PFF)
- 2021 Third Team All America selection by Associated Press
- One of only six national finalists for this year's Butkus Award, honoring the nation's best linebacker, and he was one of 18 national semifinalists for the Chuck Bednarik Award, recognizing the nation's outstanding defensive player
- Ranked No. 3 in the nation in solo tackles (6.5 per game) and ranked No. 4 in the nation in total tackles (10.9 per game) for the 2021 season
- Tied for No. 2 in the nation in interceptions returned for touchdowns, with two "Pick Sixes" on the year
- Credited with 142 tackles for the 2021 season, which ranks as the fourth best single season total in school history
- Tallied 267 career total tackles
- Elected a team captain as both a junior and senior at Wyoming

PERSONAL

- Nearing completion of his bachelor's degree in mechanical engineering
- Named to the National Football Foundation Hampshire Honor Society in 2022 and earned Academic All-American West Conference honors four consecutive years
- The son of former Wyoming Cowboy Ty Muma, who lettered for the Cowboys in 1990 and '91

CHAD MUMA'S COLLEGE DEFENSIVE STATISTICS

DATE	TEAM	GP	GS	TACKLES								INTERCEPTIONS					FUMBLES			
				TK	S	A	TFL	YDS	SK	YDS	QBH	NO	YDS	LG	TD	PD	FF	FR	YDS	
2018	Wyoming	2	0	2	1	1	0	0	0	0	0	0	0	0	0	0	0	0	0	0
2019	Wyoming	13	13	51	28	23	3	10	1	8	1	0	0	0	0	1	0	0	0	0
2020	Wyoming	5	5	61	27	34	4.5	10	0	0	0	0	0	0	0	1	1	1	0	0
2021	Wyoming	13	13	142	85	57	8	21	1.5	10	2	3	45	45	2	1	0	1	0	0
TOTALS		33	31	256	141	115	15.5	41	2.5	18	3	3	45	45	2	3	1	2	0	0





FOYESADE OLUOKUN | 54

POSITION: INSIDE LINEBACKER
HT: 6-2 | **WT:** 215 | **DOB:** 2-8-1995
COLLEGE: YALE
HOMETOWN: ST. LOUIS, MO.
ACQ: UFA (ATL)-'22
EXP: 5th YEAR

@foyelicious
 @foyelicious

KEY TRANSACTIONS

- Originally drafted by Atlanta in the sixth round (200th overall) of the 2018 draft
- Signed by Jacksonville as an unrestricted free agent on 3/16/22

PRO

2021 (Falcons)

- Started all 17 games totaling 192 total tackles (102 solo), four tackles for loss, seven quarterback hits, one forced fumble, 2.0 sacks, three interceptions and six passes defended
- In 2021, led the NFL in tackles (192) and also set new single-season career-highs in passes defended (six), interceptions (three) and total tackles (192)
- 9/26 at NYG:** Matched his career-high with 14 total tackles (nine solo), one tackle for loss and one quarterback hit in Week 3 vs. the New York Giants

2020 (Falcons)

- Set single-season career-highs in sacks (3.0), forced fumbles (four) and quarterback hits (nine) in 15 games with 15 starts in 2020
- 11/8 vs. DEN:** Recorded 10 tackles and 1.0 sack

2019 (Falcons)

- Recorded 56 tackles (32 solo), two tackles for loss and six special teams tackles in 16 games in 2019

2018 (Falcons)

- During rookie campaign, played in 16 games with seven starts, tallying 89 tackles (50 solo), two tackles for loss, two QB hits, one pass defended and one special teams tackle

COLLEGE

- Played in 42 total games for the Bulldogs and tallied 271 total tackles, 13.5 tackles for loss, and four interceptions
- Made 75 total stops in 2016, earning Ivy League Honor Roll in games against Cornell and Princeton
- Played in just three games before suffering an injury in 2015. Blocked two FG attempts with eight tackles and two pass breakups
- Earned second-team All-Ivy League honors after playing in all 10 games and tallying a team-high 79 total tackles (36 solo) with two interceptions, one blocked kick, two pass breakups, and 1.5 tackles for a loss in 2014
- Named a second-team All-Ivy League performer after starting all 10 games during his freshman season... Received Yale's Charles Loftus Award for the most valuable freshman, posting 59 tackles, one tackle for loss, and four pass breakups

PERSONAL

- Named all-league, all-district, and first-team all-state during his senior year at Johns Burroughs High School
- Earned eight varsity letters between football and basketball and was a team captain, all-league, and all-district in basketball
- Played high school football with Dallas Cowboys running back Ezekiel Elliott
- In 2019, he served as a celebrity chef at a March of Dimes fundraiser at the College Football Hall of Fame
- <https://www.foyeoluokun.com/> (Has his own clothing line and website)

FOYESADE OLUOKUN'S NFL REGULAR SEASON DEFENSIVE STATISTICS

DATE	TEAM	GP	GS	TK	S	A	TACKLES					INTERCEPTIONS					O. FUMB					ST					MISC				
							TFL	YDS	SK	YDS	QBH	NO	YDS	LG	TD	PD	FF	FR	TD	YDS	TK	S	A	FF	FR	S	A				
2018	Falcons	16	7	89	55	34	2	4	0.0	0.0	2	0	0	0	0	1	1	0	0	0	2	1	1	0	0	0	0	0	0	0	0
2019	Falcons	16	3	56	32	24	2	3	0.0	0.0	0	0	0	0	0	0	1	0	0	0	6	4	2	0	0	0	0	0	0	0	
2020	Falcons	15	15	117	78	39	4	18	3.0	19.0	9	2	65	51	0	4	4	1	0	0	0	0	0	0	0	0	0	0	0	0	
2021	Falcons	17	17	192	102	90	4	19	2.0	14.0	7	3	80	56	0	6	1	0	0	0	0	0	0	0	0	0	0	0	0	0	
NFL TOTALS		64	42	454	267	187	12	44	5.0	33.0	18	5	145	56	0	11	7	1	0	0	8	5	3	0	0	0	0	0	0	0	



SINGLE-GAME HIGHS: DEFENSIVE

Total Tackles	16 vs. Carolina Panthers, Oct 31, 2021 15 vs. Tampa Bay Buccaneers, Dec 05, 2021	Fumble Recoveries	1 at New Orleans Saints, Nov 22, 2020
Solo Tackles	12 vs. Carolina Panthers, Oct 11, 2020 10 vs. Carolina Panthers, Oct 31, 2021	Tackles For Loss	1 vs. Detroit Lions, Dec 26, 2021 1 vs. New England Patriots, Nov 18, 2021 ...10 more at 1.
Sacks	1.0 vs. New England Patriots, Nov 18, 2021 1.0 vs. Washington Football Team, Oct 03, 2021 ...3 more at 1.0.	Interceptions	1 at Buffalo Bills, Jan 02, 2022 1 vs. Detroit Lions, Dec 26, 2021 ...3 more at 1.
Passes Defensed	2 at Buffalo Bills, Jan 02, 2022 1 vs. Detroit Lions, Dec 26, 2021 ...8 more at 1.	Interception Return Yards	56 at Miami Dolphins, Oct 24, 2021 51 at Kansas City Chiefs, Dec 27, 2020
Forced Fumbles	3 at Dallas Cowboys, Sep 20, 2020 1 at Tampa Bay Buccaneers, Sep 19, 2021 ...3 more at 1.	Special Teams Tackles	2 vs. Los Angeles Rams, Oct 20, 2019 1 vs. Carolina Panthers, Dec 08, 2019 ...5 more at 1.

2021 GAME-BY-GAME REGULAR-SEASON STATISTICS (FALCONS)

DATE	OPPONENT	P/S	TACKLES									INTERCEPTIONS					O. FUMB				ST				MISC		SCORE		
			TK	S	A	SK	YDS	TFL	YDS	QBH	NO	YDS	LG	TD	PD	FF	FR	TD	YDS	TK	S	A	FF	FR	S	A		W/L	
09/12	Eagles	S	8	4	4	0.0	0.0	0	0	1	0	0	0	0	0	0	0	0	0	0	0	0	0	0	0	0	0	L	6-32
09/19	at Buccaneers	S	9	4	5	0.0	0.0	0	0	0	0	0	0	0	0	1	0	0	0	0	0	0	0	0	0	0	L	25-48	
09/26	at Giants	S	14	9	5	0.0	0.0	1	3	1	0	0	0	0	0	0	0	0	0	0	0	0	0	0	0	0	W	17-14	
10/03	Football Team	S	12	6	6	1.0	0.0	0	0	2	0	0	0	0	1	0	0	0	0	0	0	0	0	0	0	0	L	30-34	
10/10	Jets	S	5	2	3	0.0	0.0	0	0	0	0	0	0	0	0	0	0	0	0	0	0	0	0	0	0	0	W	27-20	
10/24	at Dolphins	S	13	8	5	0.0	0.0	0	0	0	1	56	56	0	1	0	0	0	0	0	0	0	0	0	0	0	W	30-28	
10/31	Panthers	S	16	10	6	0.0	0.0	0	0	1	0	0	0	0	0	0	0	0	0	0	0	0	0	0	0	0	L	13-19	
11/07	at Saints	S	9	3	6	0.0	0.0	0	0	1	0	0	0	0	0	0	0	0	0	0	0	0	0	0	0	0	W	27-25	
11/14	at Cowboys	S	14	7	7	0.0	0.0	1	0	0	0	0	0	0	0	0	0	0	0	0	0	0	0	0	0	0	L	3-43	
11/18	Patriots	S	10	4	6	1.0	14.0	1	14	1	0	0	0	0	0	0	0	0	0	0	0	0	0	0	0	0	L	0-25	
11/28	at Jaguars	S	10	5	5	0.0	0.0	0	0	0	0	0	0	0	0	0	0	0	0	0	0	0	0	0	0	0	W	21-14	
12/05	Buccaneers	S	15	8	7	0.0	0.0	0	0	0	0	0	0	0	0	0	0	0	0	0	0	0	0	0	0	0	L	17-30	
12/12	at Panthers	S	7	3	4	0.0	0.0	0	0	0	0	0	0	0	1	0	0	0	0	0	0	0	0	0	0	0	W	29-21	
12/19	at 49ers	S	10	7	3	0.0	0.0	0	0	0	0	0	0	0	0	0	0	0	0	0	0	0	0	0	0	0	L	13-31	
12/26	Lions	S	14	8	6	0.0	0.0	1	2	0	1	6	6	0	1	0	0	0	0	0	0	0	0	0	0	0	W	20-16	
01/02	at Bills	S	13	7	6	0.0	0.0	0	0	0	1	18	18	0	2	0	0	0	0	0	0	0	0	0	0	0	L	15-29	
01/09	Saints	S	13	7	6	0.0	0.0	0	0	0	0	0	0	0	0	0	0	0	0	0	0	0	0	0	0	0	L	20-30	
2021 TOTALS			17-17	192	102	90	2.0	14.0	4	19	7	3	80	56	0	6	1	0	0	0	0	0	0	0	0	0	0	7-10	





AYO OYELOLA | 35

POSITION: SAFETY


HT: 5-11 | WT: 213 | DOB: 10-19-1998

COLLEGE: UNIVERSITY OF NOTTINGHAM

HOMETOWN: ESSEX, ENGLAND

ACQ: FA-'22

EXP: R

 @AyoOyelola

 @aypexx

KEY TRANSACTIONS

- Originally signed by Jacksonville via the NFL's International Pathway Program on 5/3/222

COLLEGE

- Attended the University of Nottingham in the United Kingdom and earned a law degree in 2020

PERSONAL

- Selected to participate in the NFL's International Pathway Program for the 2022-23 season
- In June of 2022, traveled back to England to participate in An Evening With Jaguars Stars, an event hosted by Sky Sports' Neil Reynolds as a player panelist with Jaguars' fans in London and Manchester
- Favorite movie is Pursuit of Happyness





E.J. PERRY | 4

POSITION: QUARTERBACK

HT: 6-2 | **WT:** 210 | **DOB:** 1-1-1998

COLLEGE: BROWN

HOMETOWN: ANDOVER, MASS.

ACQ: FA-'22

EXP: R

KEY TRANSACTIONS

- Originally signed by Jacksonville as a rookie free agent on 5/5/22

COLLEGE

- Spent two seasons at Boston College (2017-18) before transferring to Brown where he played from 2019-21
- In his final season at Brown, led the Ivy League in seven different categories, including total offense (343.5), completions per game (29.5), touchdown passes (23), passing yards (3,033), passing yards per game (303.3), points responsible for (188), and points responsible for per game (18.8)
- In 2019, set an Ivy League record for Total Offense (3,678 yards)... First Team All-Ivy quarterback... Was the third player in Brown history to lead the team in rushing (730 yards) and passing (2,948 yards)
- Appeared in five games in 2018 and completed 69.2 percent of his passes for 277 yards and two touchdowns

PERSONAL

- Played for his father at Andover High School in Massachusetts
- Tied the Massachusetts state record for single-season touchdown passes with 47 as a senior
- Named the Offensive MVP at the East-West Shrine Bowl after going 13-for-18 passing for 241 yards and three touchdowns, while adding 14 rushing yards on four carries, and rushing in a pair of two-point conversions

E.J. PERRY'S COLLEGE PASSING/RUSHING STATISTICS

DATE TEAM	PASSING										RUSHING				TD
	GP	CMP.	ATT.	PCT.	YDS	AVG.	TD	INT.	LG	RATE	NO.	YDS.	AVG.	LG	
2017 Boston College	1	0	0	0	0	0	0	0	0	0	0	0	0	0	0
2018 Boston College	5	27	39	69.2	277	55.4	2	0	38	145.8	20	70	3.5	24	1
2019 Brown	10	251	418	60.0	2,948	294.8	22	13	57	130.4	142	730	5.1	94	8
2021 Brown	10	295	444	66.4	3,033	303.3	23	14	48	134.6	111	402	3.6	56	7
COLLEGE TOTALS	26	573	901	65.2	6,258	217.8	47	27	57	136.9	273	1,202	4.4	94	16





GERRIT PRINCE | 86

POSITION: TIGHT END
HT: 6-5 | **WT:** 241 | **DOB:** 8-25-1997
COLLEGE: ALABAMA BIRMINGHAM
HOMETOWN: SHAWNEE, KS.
ACQ: FA-'22
EXP: R

 @PrinceGerrit
 @gerritprince

KEY TRANSACTIONS

- Originally signed with Jacksonville as an undrafted free agent on 5/2/22

COLLEGE

- 2021 Second Team All-Conference USA
- In 2021, played in all thirteen games, making 11 starts and had 36 receptions for 699 yards and 10 TDs
- Earned Conference USA Offensive Player of the Week and the John Mackey Tight End of the Week for his performance against North Texas

PERSONAL

- Previously attended Butler Community College
- Originally from Shawnee, Kansas and went to high school at Shawnee Morrison Northwest
- Favorite music artist is J. Cole

GERRIT PRINCE'S COLLEGE RECEIVING STATISTICS

RECEIVING

DATE	TEAM	GP	GS	NO.	YDS	AVG	LG	TD
2018	UAB	4	0	1	4	4	4	0
2019	UAB	14	1	4	23	5.75	14	1
2020	UAB	8	6	9	102	11.33	21	4
2021	UAB	13	11	36	699	19.41	61	10
TOTALS		29	18	50	828	10.12	61	15





SHAQUILLE QUARTERMAN | 50

POSITION: LINEBACKER

HT: 6-0 | WT: 240 | DOB: 10-28-1997

COLLEGE: MIAMI (FLA.)

HOMETOWN: ORANGE PARK, FLA.

ACQ: D4-'20

EXP: 3rd YEAR

@OgBoobie_Shaq

shaq_da_gr8

KEY TRANSACTIONS

- Originally drafted by Jacksonville in the fourth round (140th overall) of the 2020 draft

PRO

2021 (Jaguars)

- Appeared in all 17 games and posted 25 tackles from scrimmage and five special teams tackles
- 1/2 at N.E.:** Saw action on defense and posted six total tackles (four solo)
- 12/26 at NYJ:** Saw action on defense and special teams... Finished the game with four total tackles (two solo)
- 11/28 vs. ATL:** Saw action on defense and special teams... Recorded five total tackles (three solo)
- 9/12 at HOU:** Saw action on defense and special teams... Recorded two assisted tackles and one assisted special teams tackle

2020 (Jaguars)

- Saw action in 12 games during his rookie campaign, playing primarily on special teams and posting five special teams tackles... Placed on injured reserve on Nov. 7 with a knee injury... Activated from injured reserve on Dec. 5
- 9/13 vs. IND:** Saw 13 snaps on special teams in NFL debut
- 10/4 at CIN:** Saw action on special teams and tallied one special teams tackle

COLLEGE

- Only player in Miami (Fla.) history to start 52 games without missing a single start
- Finished his career with 356 tackles, which ranks ninth place in Miami (Fla.) history... Totaled 46.5 tackles for loss, 13.0 sacks, 13 passes defended, five fumble recoveries, five fumble recoveries and one INT
- Named to the All-ACC team all four seasons, including earning First-Team honors as a junior and a senior

PERSONAL

- Attended Oakleaf (Orange Park, Fla.) High School, which is fewer than 25 miles from TIAA Bank Field
- Considers former Miami Hurricanes (and Panthers/Giants) LB Jon Beason his mentor
- Played Pop Warner football for the Orange Park Pee Wee Cyclones
- Was gathered with family in Jacksonville when he was drafted by the Jaguars
- Big fan of battle rap

SHAQUILLE QUARTERMAN'S NFL REGULAR SEASON DEFENSIVE STATISTICS

DATE	TEAM	GP	TACKLES								INTERCEPTIONS						O. FUMB				ST				MISC			
			GS	TK	S	A	TFL	YDS	SK	YDS	QBH	NO	YDS	LG	TD	PD	FF	FR	TD	YDS	TK	S	A	FF	FR	S	A	
2020	Jaguars	12	0	0	0	0	0	0	0.0	0.0	0	0	0	0	0	0	0	0	0	0	0	6	4	2	0	0	0	0
2021	Jaguars	17	0	25	13	12	1	1	0.0	0.0	0	0	0	0	0	0	0	0	0	0	0	5	3	2	0	0	0	0
NFL TOTALS		29	0	25	13	12	1	1	0.0	0.0	0	0	0	0	0	0	0	0	0	0	0	11	7	4	0	0	0	0

SINGLE-GAME HIGHS: DEFENSIVE

Total Tackles 6 at New England Patriots, Jan 02, 2022
5 vs. Atlanta Falcons, Nov 28, 2021

Solo Tackles 4 at New England Patriots, Jan 02, 2022
3 vs. Atlanta Falcons, Nov 28, 2021

Tackles For Loss 1 vs. Denver Broncos, Sep 19, 2021

Special Teams Tackles 2 vs. Atlanta Falcons, Nov 28, 2021
2 at Minnesota Vikings, Dec 06, 2020
...1 more at 2.



2021 GAME-BY-GAME REGULAR-SEASON STATISTICS (JAGUARS)

DATE	OPPONENT	P/S	TACKLES							INTERCEPTIONS					O. FUMB				ST				MISC		SCORE		
			TK	S	A	SK	YDS	TFL	YDS	QBH	NO	YDS	LG	TD	PD	FF	FR	TD	YDS	TK	S	A	FF	FR		S	A
09/12	at Texans	P	2	0	2	0.0	0.0	0	0	0	0	0	0	0	0	0	0	0	1	0	1	0	0	0	0	L	21-37
09/19	Broncos	P	4	2	2	0.0	0.0	1	1	0	0	0	0	0	0	0	0	0	0	0	0	0	0	0	0	L	13-23
09/26	Cardinals	P	0	0	0	0.0	0.0	0	0	0	0	0	0	0	0	0	0	0	0	0	0	0	0	0	0	L	19-31
09/30	at Bengals	P	0	0	0	0.0	0.0	0	0	0	0	0	0	0	0	0	0	0	0	0	0	0	0	0	0	L	21-24
10/10	Titans	P	2	1	1	0.0	0.0	0	0	0	0	0	0	0	0	0	0	0	0	0	0	0	0	0	0	L	19-37
10/17	Dolphins	P	1	0	1	0.0	0.0	0	0	0	0	0	0	0	0	0	0	0	0	0	0	0	0	0	0	W	23-20
10/31	at Seahawks	P	0	0	0	0.0	0.0	0	0	0	0	0	0	0	0	0	0	0	0	0	0	0	0	0	0	L	7-31
11/07	Bills	P	0	0	0	0.0	0.0	0	0	0	0	0	0	0	0	0	0	0	0	0	0	0	0	0	0	W	9-6
11/14	at Colts	P	0	0	0	0.0	0.0	0	0	0	0	0	0	0	0	0	0	0	0	0	0	0	0	0	0	L	17-23
11/21	49ers	P	0	0	0	0.0	0.0	0	0	0	0	0	0	0	0	0	0	0	0	0	0	0	0	0	0	L	10-30
11/28	Falcons	P	5	3	2	0.0	0.0	0	0	0	0	0	0	0	0	0	0	0	2	2	0	0	0	0	0	L	14-21
12/05	at Rams	P	1	1	0	0.0	0.0	0	0	0	0	0	0	0	0	0	0	0	0	0	0	0	0	0	0	L	7-37
12/12	at Titans	P	0	0	0	0.0	0.0	0	0	0	0	0	0	0	0	0	0	0	1	0	1	0	0	0	0	L	0-20
12/19	Texans	P	0	0	0	0.0	0.0	0	0	0	0	0	0	0	0	0	0	0	1	1	0	0	0	0	0	L	16-30
12/26	at Jets	P	4	2	2	0.0	0.0	0	0	0	0	0	0	0	0	0	0	0	0	0	0	0	0	0	0	L	21-26
01/02	at Patriots	P	6	4	2	0.0	0.0	0	0	0	0	0	0	0	0	0	0	0	0	0	0	0	0	0	0	L	10-50
01/09	Colts	P	0	0	0	0.0	0.0	0	0	0	0	0	0	0	0	0	0	0	0	0	0	0	0	0	0	W	26-11
2021 TOTALS			17-0	25	13	12	0.0	0.0	1	1	0	0	0	0	0	0	0	0	5	3	2	0	0	0	0	3-14	





WYATT RAY | 58

POSITION: OUTSIDE LINEBACKER

HT: 6-3 | **WT:** 255 | **DOB:** 10-24-1996

COLLEGE: BOSTON COLLEGE

HOMETOWN: BOCA RATON, FLA.

ACQ: FA-'22

EXP: 3rd YEAR

@wyattcoleray

KEY TRANSACTIONS

- Originally signed by Cleveland as a rookie free agent on 5/3/19
- Signed to Houston's practice squad on 9/2/19
- Signed to Buffalo's practice squad on 10/8/19
- Signed to the New York Jets practice squad on 11/25/19
- Signed by Tennessee on 8/13/20
- Acquired off of waivers by Cincinnati on 9/1/21
- Signed by Jacksonville on 6/14/22

PRO

2021 (Bengals)

- Appeared in 15 games making one start... Finished the season with 14 total tackles (nine solo) including 1.0 sack... He also had two QB hits and one forced fumble

2020 (Titans)

- Played in four games with one start... Had 1.0 sack

COLLEGE

- During a four-year career at Boston College (2015-18), Ray appeared in 50 games and totaled 114 tackles, 24 tackles for loss, 17 sacks, one forced fumble and one interception as a defensive end for the Eagles
- As a senior (2018), appeared in 12 games at defensive end and recorded 44 tackles, 11.5 tackles for loss and nine sacks... Earned third team All-ACC recognition
- As a junior (2017), played in 13 games with four starts at defensive end... Tallied 39 tackles, four tackles for loss, 2.5 sacks and one interception
- As a sophomore (2016), saw action in all 13 games and notched 27 tackles, seven tackles for loss, 4.5 sacks and one forced fumble
- As a freshman (2015), played in all 12 games and amassed four tackles, 1.5 tackles for loss and a half sack

PERSONAL

- Attended St. Thomas Aquinas (Fla.) High School where he earned All-State Class 7A first-team honors and first team All-County accolades as a senior after recording 70 tackles, 20.0 tackles for loss, 7.5 sacks, two forced fumbles and one fumble recovery
- Son of Casey Ray
- Majored in applied psychology and human development at Boston College

WYATT RAY'S NFL REGULAR SEASON DEFENSIVE STATISTICS

DATE	TEAM	GP	TACKLES							INTERCEPTIONS							O. FUMB				ST				MISC			
			GS	TK	S	A	TFL	YDS	SK	YDS	QBH	NO	YDS	LG	TD	PD	FF	FR	TD	YDS	TK	S	A	FF	FR	S	A	
2019	Titans	0	0	0	0	0	0	0	0.0	0.0	0	0	0	0	0	0	0	0	0	0	0	0	0	0	0	0	0	
2020	Titans	4	1	1	1	0	1	17	1.0	17.0	1	0	0	0	0	0	0	0	0	0	0	0	0	1	1	0	0	0
2021	Titans	0	0	0	0	0	0	0	0.0	0.0	0	0	0	0	0	0	0	0	0	0	0	0	0	0	0	0	0	
Went from Tennessee to Cincinnati.																												
2021	Bengals	14	1	14	5	9	0	0	1.0	5.0	2	0	0	0	0	0	1	0	0	0	0	0	1	0	1	0	0	0
2021	TOTAL	14	1	14	5	9	0	0	1.0	5.0	2	0	0	0	0	0	1	0	0	0	0	1	0	1	0	0	0	
NFL TOTALS		18	2	15	6	9	1	17	2.0	22.0	3	0	0	0	0	0	1	0	0	0	0	2	1	1	0	0	0	

WYATT RAY'S NFL POSTSEASON DEFENSIVE STATISTICS

DATE	TEAM	GP	TACKLES							INTERCEPTIONS							O. FUMB				ST				MISC		
			GS	TK	S	A	TFL	YDS	SK	YDS	QBH	NO	YDS	LG	TD	PD	FF	FR	TD	YDS	TK	S	A	FF	FR	S	A
2020	Titans	1	0	0	0	0	0	0	0.0	0.0	0	0	0	0	0	0	0	0	0	0	0	0	0	0	0	0	0
2021	Bengals	1	0	0	0	0	0	0	0.0	0.0	0	0	0	0	0	0	0	0	0	0	0	0	0	0	0	0	
NFL TOTALS		2	0	0	0	0	0	0	0.0	0.0	0	0	0	0	0	0	0	0	0	0	0	0	0	0	0	0	

SINGLE-GAME HIGHS: DEFENSIVE

Total Tackles 3 at Cleveland Browns, Jan 09, 2022
3 at Detroit Lions, Oct 17, 2021

Solo Tackles 3 at Cleveland Browns, Jan 09, 2022
1 at Detroit Lions, Oct 17, 2021
...2 more at 1.

Sacks 1.0 at Cleveland Browns, Jan 09, 2022
1.0 at Green Bay Packers, Dec 27, 2020

Forced Fumbles
Tackles For Loss
Special Teams Tackles

1 at Cleveland Browns, Jan 09, 2022
1 at Green Bay Packers, Dec 27, 2020
1 vs. Cleveland Browns, Nov 07, 2021
1 vs. Detroit Lions, Dec 20, 2020



2021 GAME-BY-GAME REGULAR-SEASON STATISTICS (TITANS/BENGALS)

DATE	OPPONENT	P/S	TACKLES							INTERCEPTIONS					O. FUMB				ST				MISC		SCORE			
			TK	S	A	SK	YDS	TFL	YDS	QBH	NO	YDS	LG	TD	PD	FF	FR	TD	YDS	TK	S	A	FF	FR		S	A	W/L
09/12	Cardinals		DID NOT PLAY																							L	13-38	
Went from Titans to Bengals.																												
09/19	at Bears	P	2	1	1	0.0	0.0	0	0	0	0	0	0	0	0	0	0	0	0	0	0	0	0	0	0	0	L	17-20
09/26	at Steelers	P	0	0	0	0.0	0.0	0	0	0	0	0	0	0	0	0	0	0	0	0	0	0	0	0	0	W	24-10	
09/30	Jaguars	P	2	0	2	0.0	0.0	0	0	0	0	0	0	0	0	0	0	0	0	0	0	0	0	0	0	W	24-21	
10/10	Packers	P	1	0	1	0.0	0.0	0	0	0	0	0	0	0	0	0	0	0	0	0	0	0	0	0	0	L	22-25+	
10/17	at Lions	P	3	1	2	0.0	0.0	0	0	1	0	0	0	0	0	0	0	0	0	0	0	0	0	0	0	W	34-11	
10/24	at Ravens	P	0	0	0	0.0	0.0	0	0	0	0	0	0	0	0	0	0	0	0	0	0	0	0	0	0	W	41-17	
10/31	at Jets		ON INACTIVE LIST																							L	31-34	
11/07	Browns	P	0	0	0	0.0	0.0	0	0	0	0	0	0	0	0	0	0	0	0	0	0	0	0	0	0	L	16-41	
11/21	at Raiders	P	1	0	1	0.0	0.0	0	0	0	0	0	0	0	0	0	0	0	0	0	0	0	0	0	0	W	32-13	
11/28	Steelers	P	2	0	2	0.0	0.0	0	0	0	0	0	0	0	0	0	0	0	0	0	0	0	0	0	0	W	41-10	
12/05	Chargers	P	0	0	0	0.0	0.0	0	0	0	0	0	0	0	0	0	0	0	0	0	0	0	0	0	0	L	22-41	
12/12	49ers	P	0	0	0	0.0	0.0	0	0	0	0	0	0	0	0	0	0	0	0	0	0	0	0	0	0	L	23-26+	
12/19	at Broncos	P	0	0	0	0.0	0.0	0	0	0	0	0	0	0	0	0	0	0	0	0	0	0	0	0	0	W	15-10	
12/26	Ravens		DID NOT PLAY																							W	41-21	
01/02	Chiefs	P	0	0	0	0.0	0.0	0	0	0	0	0	0	0	0	0	0	0	0	0	0	0	0	0	0	W	34-31	
01/09	at Browns	S	3	3	0	1.0	5.0	0	0	1	0	0	0	0	0	1	0	0	0	0	0	0	0	0	0	L	16-21	
2021 TOTALS			14-1	14	5	9	1.0	5.0	0	0	2	0	0	0	0	0	1	0	0	0	1	0	1	0	0	0	9-8	

+ - Overtime

2021 GAME-BY-GAME POSTSEASON STATISTICS (BENGALS)

DATE	OPPONENT	P/S	TACKLES							INTERCEPTIONS					O. FUMB				ST				MISC		SCORE		
			TK	S	A	SK	YDS	TFL	YDS	QBH	NO	YDS	LG	TD	PD	FF	FR	TD	YDS	TK	S	A	FF	FR		S	A
01/15	Raiders		INACTIVE																							W	26-19
01/22	at Titans		INACTIVE																							W	19-16
01/30	at Chiefs	P	0	0	0	0.0	0.0	0	0	0	0	0	0	0	0	0	0	0	0	0	0	0	0	0	0	W	27-24+
02/13	Rams		INACTIVE																							L	20-23
2021 TOTALS			1-0	0	0	0	0.0	0.0	0	0	0	0	0	0	0	0	0	0	0	0	0	0	0	0	0	0	3-1

+ - Overtime





WILL RICHARDSON JR. | 76

POSITION: OFFENSIVE LINEMAN

HT: 6-6 | **WT:** 320 | **DOB:** 4-1-1996

COLLEGE: NORTH CAROLINA STATE

HOMETOWN: BURLINGTON, N.C.

ACQ: D4-'18

EXP: 4th YEAR

@Will_MadlyLoved

@Will_MadlyLoved

KEY TRANSACTIONS

- Originally drafted by Jacksonville in the fourth round (129th overall) of the 2018 draft

PRO

2021 (Jaguars)

- Played in 13 games, making two starts
- 12/26 at NYJ:** Started at right guard... Recovered a fumble for a touchdown in the second quarter for his first career TD
- 12/5 at LAR:** Started as a third offensive tackle... Replaced Ben Bartch in the fourth quarter at right guard... Played 17 total offensive snaps
- 10/17 vs. MIA:** Replaced Ben Bartch at right guard after Bartch left the game in the second quarter with a concussion... Played 42 offensive snaps
- 9/26 vs. ARI:** Replaced Cam Robinson at left tackle after Robinson left the game with a shoulder injury in the third quarter... Helped the offense rush for 159 yards on 29 attempts... Also saw action on special teams

2020 (Jaguars)

- Saw action in all 16 games, appearing on offense and special teams... Part of an offensive line that helped rookie RB James Robinson tally the most scrimmage yards (1,414) and the second-most rushing yards (1,070) by an undrafted rookie in NFL history

2019 (Jaguars)

- Saw action in 15 games, starting two at left tackle for injured OL Cam Robinson during Weeks 1-2
- 9/8 vs. K.C.:** Made his NFL debut with a start at left tackle
- 10/6 at CAR:** Saw 45 snaps at right guard helping RB Leonard Fournette eclipse the 100-yard mark in back-to-back games for the first time since Fournette's rookie season in 2017

2018 (Jaguars)

- Inactive for the first five games of the season, before being active in Week 6 but not playing... Placed on injured reserve on Oct. 20

COLLEGE

- Appeared in 34 games with 32 starts at offensive tackle for the Wolfpack
- Started all 11 games and was named Second-Team All-ACC by the league and the Atlantic Coast Sports Media Association in 2017 and was part of an offensive line that ranked second in the Power 5 in sacks allowed
- Did not allow a sack during his senior season in 2017

PERSONAL

- Attended Cummings (Burlington, N.C.) High School, where he was a two-time Burlington Times-News All-Region Selection
- Special talents includes beat boxing
- Started a podcast in the Summer of 2020 called "The Sideline Story" and has interviewed several teammates

WILL RICHARDSON JR.'S NFL REGULAR SEASON STATISTICS

DATE	TEAM	GP	GS
2018	Jaguars	0	0
2019	Jaguars	15	2
2020	Jaguars	16	1
2021	Jaguars	13	2
NFL TOTALS		44	5



2021 GAME-BY-GAME REGULAR-SEASON STATISTICS (JAGUARS)

DATE	OPPONENT	P/S		W/L	SCORE
09/12	at Texans	P		L	21-37
09/19	Broncos	P		L	13-23
09/26	Cardinals	P		L	19-31
09/30	at Bengals	P		L	21-24
10/10	Titans	P		L	19-37
10/17	Dolphins	P		W	23-20
10/31	at Seahawks	P		L	7-31
11/07	Bills	P		W	9-6
11/14	at Colts	P		L	17-23
11/21	49ers	P		L	10-30
11/28	Falcons	P		L	14-21
12/05	at Rams	S		L	7-37
12/12	at Titans		DID NOT PLAY (NON-INJURY)	L	0-20
12/19	Texans		INACTIVE	L	16-30
12/26	at Jets	S		L	21-26
01/02	at Patriots		INJURED RESERVE	L	10-50
01/09	Colts		RESERVE/COVID-19	W	26-11
2021 TOTALS		13-2			3-14





ROY ROBERTSON-HARRIS | 95

POSITION: DEFENSIVE LINEMAN

HT: 6-5 | **WT:** 290 | **DOB:** 7-23-1993

COLLEGE: TEXAS-EL PASO

HOMETOWN: OAKLAND, CALIF.

ACQ: UFA (CHI)-'21

EXP: 7th YEAR

@BigXander95

@bigxander95

KEY TRANSACTIONS

- Originally signed by Chicago as an undrafted free agent on 5/9/16
- Signed by Jacksonville as an unrestricted free agent on 3/17/21

PRO

2021 (Jaguars)

- Played in 14 games and recorded a career-high 37 tackles and 3.0 sacks
- **12/19 vs. HOU:** Started along the defensive line and recorded five total tackles (two solo)
- **12/12 at TEN:** Started along the defensive line and posted four total tackles (three solo), including 1.0 sack and one QB hit
- **11/28 vs. ATL:** Started along the defensive line and posted two tackles and 1.0 sack, marking the first time in his career he has recorded at least 1.0 sack in back-to-back games
- **11/21 vs. S.F.:** Started along the defensive line and totaled three tackles, including 1.0 sack and two QB hits
- **9/12 at HOU:** Started at defensive end and recorded five total tackles (two solo) and one QB hit in Jaguars debut :

2020 (Bears)

- Started the first four games along the defensive front
- **9/13 vs. DET:** Recorded two QBHs in the win over the Lions
- Was placed on Injured Reserve prior to Week 10

2019 (Bears)

- Appeared in 15 games with seven starts, recording 30 tackles, 2.5 sacks, three pass defenses and three tackles for loss
- **9/5 vs. GB:** Posted three tackles, 1.0 sack, two tackles for loss and three quarterback hits
- **9/29 vs. MIN:** Had three tackles, 1.5 sacks for minus-13 yards and two quarterback hits

2018 (Bears)

- Appeared in 16 games, recording 20 tackles, 3.0 sacks, two passes defended
- **9/9 at GB:** Had 1.0 sack in the opener
- **1/6/19 vs. PHI:** Appeared as a reserve in Wild Card playoff game

2017 (Bears)

- Appeared in 13 games as a reserve, recording 12 tackles, 2.0 sacks, two tackles for loss, one pass defended, one fumble recovery and one special teams tackle

COLLEGE

- Tallied 138 career tackles, 25 tackles for loss, 10.5 sacks and nine pass breakups in four seasons at UTEP (2012-15)

PERSONAL

- Attended South Grand Prairie High School
- Cousin, Carl Nicks, played for the New Orleans Saints and Tampa Bay Buccaneers and was a two-time Pro Bowler
- Multidisciplinary studies major at UTEP

ROY ROBERTSON-HARRIS' NFL REGULAR SEASON DEFENSIVE STATISTICS

DATE	TEAM	GP	GS	TACKLES							INTERCEPTIONS					O. FUMB				ST				MISC				
				TK	S	A	TFL	YDS	SK	YDS	QBH	NO	YDS	LG	TD	PD	FF	FR	TD	YDS	TK	S	A	FF	FR	S	A	
2017	Bears	13	0	12	7	5	2	7	2.0	7.0	4	0	0	0	1	0	0	0	0	0	0	1	1	0	0	1	0	0
2018	Bears	16	0	22	10	12	3	22	3.0	25.0	11	0	0	0	2	0	0	0	0	0	0	0	0	0	0	0	0	0
2019	Bears	15	7	30	22	8	3	21	2.5	23.5	10	0	0	0	3	0	0	0	0	0	0	0	0	0	0	0	0	0
2020	Bears	8	6	10	7	3	1	5	0.0	0.0	5	0	0	0	0	0	0	0	0	0	0	0	0	0	0	0	0	0
2021	Jaguars	14	13	37	21	16	4	23	3.0	23.0	9	0	0	0	2	0	0	0	0	0	0	0	0	0	0	0	0	0
NFL TOTALS		66	26	111	67	44	13	78	10.5	78.5	39	0	0	0	8	0	0	0	0	0	0	1	1	0	0	1	0	0

ROY ROBERTSON-HARRIS' NFL POSTSEASON DEFENSIVE STATISTICS

DATE	TEAM	GP	GS	TACKLES							INTERCEPTIONS					O. FUMB				ST				MISC				
				TK	S	A	TFL	YDS	SK	YDS	QBH	NO	YDS	LG	TD	PD	FF	FR	TD	YDS	TK	S	A	FF	FR	S	A	
2018	Bears	1	0	0	0	0	0	0	0.0	0.0	0	0	0	0	0	0	0	0	0	0	0	0	0	0	0	0	0	0
2020	Bears	0	0	0	0	0	0	0	0.0	0.0	0	0	0	0	0	0	0	0	0	0	0	0	0	0	0	0	0	0
NFL TOTALS		1	0	0	0	0	0	0	0.0	0.0	0	0	0	0	0	0	0	0	0	0	0	0	0	0	0	0	0	0



SINGLE-GAME HIGHS: DEFENSIVE

Total Tackles	5 vs. Houston Texans, Dec 19, 2021 5 at Tennessee Titans, Dec 12, 2021 ...2 more at 5.	Tackles For Loss	2 at Tennessee Titans, Dec 12, 2021 2 vs. Green Bay Packers, Sep 05, 2019
Solo Tackles	4 at Tennessee Titans, Dec 12, 2021 4 at Oakland Raiders, Oct 06, 2019 ...1 more at 4.	Special Teams Tackles	1 at Baltimore Ravens, Oct 15, 2017
Sacks	1.5 vs. Minnesota Vikings, Sep 29, 2019 1.0 at Tennessee Titans, Dec 12, 2021 ...7 more at 1.0.	Special Teams Fumble Recoveries	1 vs. Atlanta Falcons, Sep 10, 2017
Passes Defensed	1 at New York Jets, Dec 26, 2021 1 at Indianapolis Colts, Nov 14, 2021 ...6 more at 1.		

2021 GAME-BY-GAME REGULAR-SEASON STATISTICS (JAGUARS)

DATE	OPPONENT	P/S	TACKLES									INTERCEPTIONS					O. FUMB				ST				MISC		W/L	SCORE
			TK	S	A	SK	YDS	TFL	YDS	QBH	NO	YDS	LG	TD	PD	FF	FR	TD	YDS	TK	S	A	FF	FR	S	A		
09/12	at Texans	S	5	2	3	0.0	0.0	0	0	1	0	0	0	0	0	0	0	0	0	0	0	0	0	0	0	0	L	21-37
09/19	Broncos	S	2	2	0	0.0	0.0	0	0	0	0	0	0	0	0	0	0	0	0	0	0	0	0	0	0	L	13-23	
09/26	Cardinals																									L	19-31	
09/30	at Bengals																									L	21-24	
10/10	Titans																									L	19-37	
10/17	Dolphins	S	1	0	1	0.0	0.0	0	0	0	0	0	0	0	0	0	0	0	0	0	0	0	0	0	0	W	23-20	
10/31	at Seahawks	P	1	0	1	0.0	0.0	0	0	0	0	0	0	0	0	0	0	0	0	0	0	0	0	0	0	L	7-31	
11/07	Bills	S	2	2	0	0.0	0.0	0	0	0	0	0	0	0	0	0	0	0	0	0	0	0	0	0	0	W	9-6	
11/14	at Colts	S	2	2	0	0.0	0.0	0	0	0	0	0	0	1	0	0	0	0	0	0	0	0	0	0	0	L	17-23	
11/21	49ers	S	4	2	2	1.0	8.0	1	8	2	0	0	0	0	0	0	0	0	0	0	0	0	0	0	0	L	10-30	
11/28	Falcons	S	2	2	0	1.0	7.0	1	7	1	0	0	0	0	0	0	0	0	0	0	0	0	0	0	0	L	14-21	
12/05	at Rams	S	1	0	1	0.0	0.0	0	0	0	0	0	0	0	0	0	0	0	0	0	0	0	0	0	0	L	7-37	
12/12	at Titans	S	5	4	1	1.0	8.0	2	8	2	0	0	0	0	0	0	0	0	0	0	0	0	0	0	0	L	0-20	
12/19	Texans	S	5	2	3	0.0	0.0	0	0	0	0	0	0	0	0	0	0	0	0	0	0	0	0	0	0	L	16-30	
12/26	at Jets	S	4	1	3	0.0	0.0	0	0	0	0	0	0	1	0	0	0	0	0	0	0	0	0	0	0	L	21-26	
01/02	at Patriots	S	3	2	1	0.0	0.0	0	0	0	0	0	0	0	0	0	0	0	0	0	0	0	0	0	0	L	10-50	
01/09	Colts	S	0	0	0	0.0	0.0	0	0	3	0	0	0	0	0	0	0	0	0	0	0	0	0	0	0	W	26-11	
2021 TOTALS			14-13	37	21	16	3.0	23.0	4	23	9	0	0	0	0	2	0	0	0	0	0	0	0	0	0	0	3-14	





CAM ROBINSON | 74

POSITION: OFFENSIVE LINEMAN
HT: 6-6 | **WT:** 335 | **DOB:** 9-10-1995
COLLEGE: ALABAMA
HOMETOWN: WEST MONROE, LA.
ACQ: D2-'17
EXP: 6th YEAR

@crobinson_68
 @_crob68

KEY TRANSACTIONS

- Originally drafted by Jacksonville in the second round (34th overall) of the 2017 draft on choice obtained from Seattle for Jaguars' second-round (35th) and sixth-round (187th overall) picks
- Jacksonville placed the franchise tag on Robinson on 3/9/21
- Reached a contract extension with Jacksonville on 6/13/22

PRO

2021 (Jaguars)

- Started 14 games at left tackle
- **12/26 at NYJ:** Started at left tackle and played all 73 offensive snaps
- **11/28 vs. ATL:** Started at left tackle and played all 73 offensive snaps
- **10/10 vs. TEN:** Started at left tackle and helped RB James Robinson rush for a career-high 149 yards
- **9/26 vs. ARI:** Started at left tackle and helped the offense rush for 159 yards on 29 attempts... Briefly left the game with a shoulder injury but returned to finish the contest

2020 (Jaguars)

- Started all 16 games in which he appeared at left tackle... Part of an offensive line that helped rookie RB James Robinson tally the most scrimmage yards (1,414) and the second-most rushing yards (1,070) by an undrafted rookie in NFL history
- **9/20 at TEN:** Started at left tackle and helped the team rush for 165 yards

2019 (Jaguars)

- Saw action and started in 14 games at left tackle after missing the first two weeks of the season with a knee injury... Part of an offensive line that helped RB Leonard Fournette gain 1,674 yards from scrimmage... Fournette became the only Jaguars player since 2011 to post at least 1,500 scrimmage yards in a single season... Winner of the 2019 Ed Block Courage Award
- **9/29 at DEN:** Started and aided in RB Leonard Fournette's career-high 225 yards rushing and an average of 7.1 yards per carry... The team finished with 269 total net rushing yards, the second-most in franchise history
- **10/6 at CAR:** Started at left tackle, helping RB Leonard Fournette eclipse the 100-yard mark in back-to-back games for the first time since Fournette's rookie season in 2017

2018 (Jaguars)

- Started in the first two games of the season before having his 2018 campaign end early due to a knee injury

2017 (Jaguars)

- Part of an offensive line that helped the team lead the league in rushing for the first time in franchise history and allowed a franchise-low 24 sacks
- **9/10 at HOU:** Made his NFL debut and started at left tackle and helped pave the way for the team to rush for 155 yards... Did not allow a sack
- **1/14 at PIT:** Started and helped the team rush for 164 yards and did not allow a sack

COLLEGE

- Started all 43 games at left tackle during his three seasons in Tuscaloosa
- Paved the way for 28 100-yard rushing performances
- Unanimous All-American and Outland Trophy winner, given annually to the nation's top interior lineman on offense or defense, in 2015
- Named First-Team All-SEC by both the conference coaches and the Associated Press
- Earned Freshman All-American honors by Sporting News and the Football Writers Association of America

PERSONAL

- Played at West Monroe (Louisiana) High School for Head Coach Jerry Arledge
- First-Team All-USA selection by the USA Today
- Rated as the No. 2 player in the nation by Scout.com
- ESPN rated him the No. 1 offensive tackle, No. 2 player in the state and No. 2 prospect in the ESPN 300

CAM ROBINSON'S NFL REGULAR SEASON STATISTICS

DATE	TEAM	GP	GS
2017	Jaguars	15	15
2018	Jaguars	2	2
2019	Jaguars	14	14
2020	Jaguars	16	16
2021	Jaguars	14	14
NFL TOTALS		61	61



CAM ROBINSON'S NFL POSTSEASON STATISTICS

DATE	TEAM	GP	GS
2017	Jaguars	3	3
NFL TOTALS		3	3

2021 GAME-BY-GAME REGULAR-SEASON STATISTICS (JAGUARS)

DATE	OPPONENT	P/S		W/L	SCORE
09/12	at Texans	S		L	21-37
09/19	Broncos	S		L	13-23
09/26	Cardinals	S		L	19-31
09/30	at Bengals	S		L	21-24
10/10	Titans	S		L	19-37
10/17	Dolphins	S		W	23-20
10/31	at Seahawks	S		L	7-31
11/07	Bills		DID NOT PLAY (NON-INJURY)	W	9-6
11/14	at Colts	S		L	17-23
11/21	49ers	S		L	10-30
11/28	Falcons	S		L	14-21
12/05	at Rams	S		L	7-37
12/12	at Titans	S		L	0-20
12/19	Texans	S		L	16-30
12/26	at Jets	S		L	21-26
01/02	at Patriots		RESERVE/COVID-19	L	10-50
01/09	Colts		RESERVE/COVID-19	W	26-11
2021 TOTALS		14-14		3-14	





JAMES ROBINSON | 25

POSITION: RUNNING BACK
HT: 5-9 | **WT:** 220 | **DOB:** 9-8-1998
COLLEGE: ILLINOIS STATE
HOMETOWN: ROCKFORD, ILL.
ACQ: FA-'20
EXP: 3rd YEAR

@Robinson_jamess
 @james_robinson25

KEY TRANSACTIONS

- Originally signed by Jacksonville as a rookie free agent on 4/28/20

PRO

2021 (Jaguars)

- Started in 13 games and recorded 164 rushes for 767 yards and eight touchdowns... He also caught 31 passes for 222 yards.
- Placed on injured reserve on 12/27 with an Achilles injury
- 12/19 vs. HOU:** Started at running back and carried the ball 18 times for 75 yards and recorded his eighth rushing TD of the season and 15th of his career... Became the fourth undrafted player in the common-draft era to rush for at least 15 TDs in his first two seasons, joining RBs Arian Foster, Kevin Mack and Phillip Lindsay
- 11/28 vs. ATL:** Started at running back... Recorded 115 scrimmage yards (86 rushing and 29 receiving), marking his 11th career game with at least 100 scrimmage yards... In 24 career games, Robinson has totaled 2,266 scrimmage yards, the second-most of any Jaguars player through their first 24 career games
- 9/30 at CIN:** Started at running back and recorded 78 yards and 2 TDs on 18 rushing attempts, marking the third multi-TD game of his career... Robinson is the fourth player in Jaguars history to record at least three multi-TD games through his first 18 games, joining RBs Fred Taylor, Maurice Jones-Drew and Leonard Fournette... Has totaled four rushing TDs on Thursday Night Football, the most of any player in franchise history
- 9/26 vs. ARI:** Started at running back and finished with 134 scrimmage yards (88 rushing and 46 receiving yards), marking his 17th consecutive game with at least 50 scrimmage yards... Joined RBs Fred Taylor and Leonard Fournette as the only players in franchise history with at least 1,500 scrimmage yards (1,562) through 17 career games

2020 (Jaguars)

- His 1,414 scrimmage yards are the most scrimmage yards by an undrafted rookie in NFL history while his 1,070 rushing yards rank second
- Became the fourth undrafted rookie, and the fastest to do so, to total 1,000 rushing yards in NFL history
- 9/13 vs. IND:** Became the first undrafted rookie running back to start on Kickoff Weekend since 1990... Rushed 16 times for 62 yards and added one reception for 28 yards... His 90 scrimmage yards were the sixth-most ever by an undrafted rookie on Kickoff Weekend
- 9/20 at TEN:** Rushed 16 times for 102 yards (6.4 avg.) and his first NFL TD... Added three receptions for 18 yards... Became the second undrafted rookie since 1988 to post at least 100 scrimmage yards and a rushing TD in his first or second career game (Colts RB James Mungro, 11/10/02)
- 10/25 at LAC:** Posted 137 scrimmage yards (119 rushing, 18 receiving), one rushing TD and one receiving TD, including a 4-yard TD run and a 9-yard TD catch
- 11/29 vs. CLE:** Started at running back and produced his fourth 100-yard rushing game of the season, amassing 128 yards on 22 attempts (5.82 rush avg.) and one TD... Added five receptions for 31 yards

COLLEGE

- Played in 46 games and finished career ranked No. 2 in the ISU record books in rushing yards (4,444), rushing TDs (44), all-purpose yards (5,218) and total TDs scored (46)
- Accumulated 136 total yards (80 rushing, 56 receiving) at the East-West Shrine Bowl, including a 63-yard rushing TD
- Named a consensus First-Team FCS All-American after leading the MVFC in rushing yards (1,899), yards per game (126.6) and TDs (16) in 2019
- Named Phil Steele First-Team All-American selection in 2018 after leading the MVC with 1,290 rushing yards and scoring 13 TDs
- Played in 11 games with the Redbirds in 2017 and ranked second in the MVFC and No. 11 in the FCS in rushing TDs (12) and third in the MVFC in yards (933)
- Appeared in nine games as a freshman, making two starts and rushed for 322 yards

PERSONAL

- Four-year starter at Lutheran (Rockford, Ill.) High School, where he was also a standout in basketball
- Prior to the start of the 2021 season, switched his jersey number from No. 30 to No. 25 prior to this season, opting to return to the number he donned in pop warner, middle and high school... After switching his jersey number, he vowed to reward fans for their loyalty... He signed more than 100 jerseys for supporters that purchased the No. 30

JAMES ROBINSON'S NFL REGULAR SEASON RUSHING/RECEIVING STATISTICS

DATE	TEAM	RUSHING							RECEIVING				
		GP	GS	NO.	YDS.	AVG.	LG	TD	NO.	YDS.	AVG.	LG	TD
2020	Jaguars	14	14	240	1,070	4.5	47	7	49	344	7.0	28	3
2021	Jaguars	14	13	164	767	4.7	58	8	31	222	7.2	26	0
NFL TOTALS		28	27	404	1,837	4.5	58	15	80	566	7.1	28	3

JAMES ROBINSON'S NFL REGULAR SEASON RETURN STATISTICS

DATE	TEAM	KICKOFF RETURNS					PUNT RETURNS					
		RET.	YDS.	AVG.	LG	TD	NO.	FC	YDS.	AVG.	LG	TD
2020	Jaguars	0	0	0.0	0	0	0	0	0	0.0	0	0
2021	Jaguars	0	0	0.0	0	0	0	0	0	0.0	0	0
NFL TOTALS		0	0	0.0	0	0	0	0	0	0.0	0	0



SINGLE-GAME HIGHS: RUSHING/RECEIVING

Rush Attempts	25 vs. Houston Texans, Nov 08, 2020 23 at Green Bay Packers, Nov 15, 2020	Receiving Average	13.8 vs. Miami Dolphins, Sep 24, 2020 9.7 vs. Atlanta Falcons, Nov 28, 2021 ...1 more at 9.7.
Rushing Yards	149 vs. Tennessee Titans, Oct 10, 2021 128 vs. Cleveland Browns, Nov 29, 2020	Longest Receptions	28 vs. Indianapolis Colts, Sep 13, 2020 26 vs. Atlanta Falcons, Nov 28, 2021
Rushing Average	8.3 vs. Tennessee Titans, Oct 10, 2021 6.4 at Tennessee Titans, Sep 20, 2020	Receiving TDs	1 at Baltimore Ravens, Dec 20, 2020 1 at Los Angeles Chargers, Oct 25, 2020 ...1 more at 1.
Longest Runs	58 vs. Tennessee Titans, Oct 10, 2021 47 vs. Tennessee Titans, Dec 13, 2020	All-Purpose Yards	159 vs. Cleveland Browns, Nov 29, 2020 147 vs. Tennessee Titans, Oct 10, 2021
Rushing TDs	2 at Cincinnati Bengals, Sep 30, 2021 2 vs. Miami Dolphins, Sep 24, 2020	Most TDs	2 at Cincinnati Bengals, Sep 30, 2021 2 at Los Angeles Chargers, Oct 25, 2020 ...1 more at 2.
Receptions	6 vs. Arizona Cardinals, Sep 26, 2021 6 at Minnesota Vikings, Dec 06, 2020 ...1 more at 6.	Miscellaneous Tackles	2 at Houston Texans, Sep 12, 2021 1 vs. Pittsburgh Steelers, Nov 22, 2020
Receiving Yards	83 vs. Miami Dolphins, Sep 24, 2020 46 vs. Arizona Cardinals, Sep 26, 2021		


100-YARD RUSHING GAMES (5): REGULAR SEASON

DATE	TEAM	ATT.	YDS.	AVG.	LG	TD
09/20/20	at Titans	16	102	6.4	39	1
10/25/20	at Chargers	22	119	5.4	22	1
11/15/20	at Packers	23	109	4.7	20	0
11/29/20	BROWNS	22	128	5.8	27	1
10/10/21	TITANS	18	149	8.3	58	1

2021 GAME-BY-GAME REGULAR-SEASON STATISTICS (JAGUARS)

DATE	OPPONENT	P/S	RUSHING					RECEIVING					W/L	SCORE
			NO.	YDS.	AVG.	LG	TD	NO.	YDS.	AVG.	LG	TD		
09/12	at Texans	S	5	25	5.0	7	0	3	29	9.7	15	0	L	21-37
09/19	Broncos	S	11	47	4.3	12	0	3	17	5.7	13	0	L	13-23
09/26	Cardinals	S	15	88	5.9	21	1	6	46	7.7	13	0	L	19-31
09/30	at Bengals	S	18	78	4.3	20	2	1	-2	-2.0	-2	0	L	21-24
10/10	Titans	S	18	149	8.3	58	1	1	-2	-2.0	-2	0	L	19-37
10/17	Dolphins	S	17	73	4.3	24	1	3	28	9.3	11	0	W	23-20
10/31	at Seahawks	S	4	22	5.5	14	0	1	17	17.0	17	0	L	7-31
11/07	Bills												W	9-6
11/14	at Colts	P	12	57	4.8	18	1	4	27	6.8	9	0	L	17-23
11/21	49ers	S	12	29	2.4	7	1	2	9	4.5	6	0	L	10-30
11/28	Falcons	S	17	86	5.1	12	0	3	29	9.7	26	0	L	14-21
12/05	at Rams	S	8	24	3.0	13	0	1	11	11.0	11	0	L	7-37
12/12	at Titans	S	6	4	0.7	5	0	0	0	0.0	0	0	L	0-20
12/19	Texans	S	18	75	4.2	16	1	3	13	4.3	5	0	L	16-30
12/26	at Jets	S	3	10	3.3	9	0	0	0	0.0	0	0	L	21-26
01/02	at Patriots												L	10-50
01/09	Colts												W	26-11
2021 TOTALS			14-13	164	767	4.7	58	8	31	222	7.2	26	0	3-14





BRANDON RUSNAK | 29

POSITION: DEFENSIVE BACK

HT: 5-11 | **WT:** 200 | **DOB:** 11-7-1995

COLLEGE: MICHIGAN

HOMETOWN: WILMINGTON, DEL.

ACQ: FA-'19

EXP: 4th YEAR

@brandon_watson_28

KEY TRANSACTIONS

- Signed by Jacksonville as an undrafted rookie on 5/10/19
- Released by Jacksonville on 8/31/21
- Signed to Jacksonville's practice squad on 9/1/21
- Signed by Jacksonville to the active roster on 12/28/21

PRO

2021 (Jaguars)

- **1/9 vs. IND:** Saw action on defense and special teams
- **1/2 at N.E.:** Saw action on defense and special teams
- **12/26 at NYJ:** Saw action on special teams and recorded one special teams tackle
- **9/12 at HOU:** Promoted to active roster from the practice squad and played 18 snaps on special teams

2020 (Jaguars)

- Appeared in all 16 games on the season, playing primarily on special teams... Notched five special teams tackles
- **9/24 vs. MIA:** Saw action at safety, collecting three tackles, and also appeared on special teams
- **10/25 at LAC:** Earned his first career start at free safety and made a career-high seven tackles

2019 (Jaguars)

- Saw action in eight games during his rookie campaign... Notched one defensive tackle and four special teams tackles... Spent Weeks 1-8 on Jacksonville's practice squad before being activated to the 53-man roster prior to Week 9
- **11/3 vs. HOU:** Made his NFL debut, playing 19 snaps on special teams
- **12/29 vs. IND:** Saw action on defense and special teams, tallying one defensive tackle and one tackle on special teams

COLLEGE

- Appeared in 51 games for Michigan, totaling 79 tackles, 18 passes defended and three INTs (two returned for a TD)
- Played in all 13 games at defensive back and contributed on special teams in 2018, amassing a total of 38 tackles and returned two of his three interceptions for TDs
- One of four players in program history with multiple INTs returned for touchdowns

PERSONAL

- Attended Eastern (Elkton, Md.) Christian Academy
- Has a passion for real estate investment

BRANDON RUSNAK'S NFL REGULAR SEASON DEFENSIVE STATISTICS

DATE	TEAM	GP	GS	TACKLES							INTERCEPTIONS						O. FUMB					ST				MISC				
				TK	S	A	TFL	YDS	SK	YDS	QBH	NO	YDS	LG	TD	PD	FF	FR	TD	YDS	TK	S	A	FF	FR	S	A			
2019	Jaguars	8	0	1	1	0	0	0	0.0	0.0	0	0	0	0	0	0	0	0	0	0	0	0	0	0	0	0	0	0	0	0
2020	Jaguars	16	1	19	12	7	0	0	0.0	0.0	0	0	0	0	0	0	0	0	0	0	0	0	0	0	0	0	0	0	0	0
2021	Jaguars	4	0	0	0	0	0	0	0.0	0.0	0	0	0	0	0	0	0	0	0	0	0	0	0	0	0	0	0	0	0	0
NFL TOTALS		28	1	20	13	7	0	0	0.0	0.0	0	0	0	0	0	0	0	0	0	0	0	0	0	0	0	0	0	0	0	0

SINGLE-GAME HIGHS: DEFENSIVE

Total Tackles 7 at Los Angeles Chargers, Oct 25, 2020
5 vs. Detroit Lions, Oct 18, 2020

Solo Tackles 4 at Los Angeles Chargers, Oct 25, 2020
4 vs. Detroit Lions, Oct 18, 2020

Special Teams Tackles 1 at New York Jets, Dec 26, 2021
1 at Indianapolis Colts, Jan 03, 2021
...8 more at 1.



2021 GAME-BY-GAME REGULAR-SEASON STATISTICS (JAGUARS)

DATE	OPPONENT	P/S	TACKLES							INTERCEPTIONS					O. FUMB				ST				MISC		W/L	SCORE	
			TK	S	A	SK	YDS	TFL	YDS	QBH	NO	YDS	LG	TD	PD	FF	FR	TD	YDS	TK	S	A	FF	FR			S
09/12	at Texans	P	0	0	0	0.0	0.0	0	0	0	0	0	0	0	0	0	0	0	0	0	0	0	0	0	0	L	21-37
09/19	Broncos																								L	13-23	
09/26	Cardinals																								L	19-31	
09/30	at Bengals																								L	21-24	
10/10	Titans																								L	19-37	
10/17	Dolphins																								W	23-20	
10/31	at Seahawks																								L	7-31	
11/07	Bills																								W	9-6	
11/14	at Colts																								L	17-23	
11/21	49ers																								L	10-30	
11/28	Falcons																								L	14-21	
12/05	at Rams																								L	7-37	
12/12	at Titans																								L	0-20	
12/19	Texans																								L	16-30	
12/26	at Jets																								L	21-26	
01/02	at Patriots	P	0	0	0	0.0	0.0	0	0	0	0	0	0	0	0	0	0	0	0	0	0	0	0	0	L	10-50	
01/09	Colts	P	0	0	0	0.0	0.0	0	0	0	0	0	0	0	0	0	0	0	0	0	0	0	0	0	W	26-11	
2021 TOTALS		3-0	0	0	0	0.0	0.0	0	0	0	0	0	0	0	0	0	0	0	0	0	0	0	0	0	3-14		





CHAPELLE RUSSELL | 53

POSITION: LINEBACKER

HT: 6-2 | **WT:** 236 | **DOB:** 1-20-1997

COLLEGE: TEMPLE

HOMETOWN: LAKEWOOD TOWNSHIP, N.J.

ACQ: W (T.B.)-'20

EXP: 3rd YEAR

@DeuceRussell36

@deucerrussell36_

KEY TRANSACTIONS

- Originally selected by Tampa Bay in the seventh round (241st overall) of the 2020 Draft
- Claimed off waivers by Jacksonville on 1/11/21

PRO

2021 (Jaguars)

- Played in 16 games and posted 14 tackles
- 12/26 at NYJ:** Recorded the first start of his NFL career... Finished the game tied for a team-high with seven total tackles (five solo)
- 9/19 vs. DEN:** Saw action on 17 special teams snaps
- 9/12 at HOU:** Appeared on special teams and assisted on one tackle

2020 (Buccaneers)

- Spent majority of the season as a member of the practice squad

COLLEGE

- Played in 45 games, recording 238 total tackles, 19.5 tackles for loss, 10 passes defended, six fumble recoveries, three forced fumbles and 3.0 sacks
- Started all 13 games as a senior and finished with 73 total tackles, nine tackles for loss and three passes defended
- As a junior in 2018 he led the NCAA in fumble recoveries with five, also had 70 total tackles and 1.5 sacks

PERSONAL

- Attended Lakewood High School
- Named to All-Class B South Team as a senior
- Has one brother named Anthony
- Born Chappelle Cook... Took his father's last name after high school

CHAPELLE RUSSELL'S NFL REGULAR SEASON DEFENSIVE STATISTICS

DATE	TEAM	GP	TACKLES							INTERCEPTIONS							O. FUMB				ST				MISC		
			GS	TK	S	A	TFL	YDS	SK	YDS	QBH	NO	YDS	LG	TD	PD	FF	FR	TD	YDS	TK	S	A	FF	FR	S	A
2020	Buccaneers	11	0	0	0	0	0	0	0.0	0.0	0	0	0	0	0	0	0	0	0	0	0	0	0	0	0	0	0
2021	Jaguars	16	1	14	8	6	0	0	0.0	0.0	0	0	0	0	0	0	0	0	0	0	4	2	2	0	0	0	0
NFL TOTALS		27	1	14	8	6	0	0	0.0	0.0	0	0	0	0	0	0	0	0	0	0	4	2	2	0	0	0	0

CHAPELLE RUSSELL'S NFL POSTSEASON DEFENSIVE STATISTICS

DATE	TEAM	GP	TACKLES							INTERCEPTIONS							O. FUMB				ST				MISC		
			GS	TK	S	A	TFL	YDS	SK	YDS	QBH	NO	YDS	LG	TD	PD	FF	FR	TD	YDS	TK	S	A	FF	FR	S	A
2020	Buccaneers	0	0	0	0	0	0	0	0.0	0.0	0	0	0	0	0	0	0	0	0	0	0	0	0	0	0	0	0
NFL TOTALS		0	0	0	0	0	0	0	0.0	0.0	0	0	0	0	0	0	0	0	0	0	0	0	0	0	0	0	0

SINGLE-GAME HIGHS: DEFENSIVE

Total Tackles 7 at New York Jets, Dec 26, 2021
4 vs. Miami Dolphins, Oct 17, 2021

Solo Tackles 5 at New York Jets, Dec 26, 2021
2 vs. Miami Dolphins, Oct 17, 2021

Special Teams Tackles 1 at New York Jets, Dec 26, 2021
1 at Tennessee Titans, Dec 12, 2021
...2 more at 1.



2021 GAME-BY-GAME REGULAR-SEASON STATISTICS (JAGUARS)

DATE	OPPONENT	P/S	TACKLES							INTERCEPTIONS					O. FUMB				ST				MISC			SCORE		
			TK	S	A	SK	YDS	TFL	YDS	QBH	NO	YDS	LG	TD	PD	FF	FR	TD	YDS	TK	S	A	FF	FR	S		A	W/L
09/12	at Texans	P	0	0	0	0.0	0.0	0	0	0	0	0	0	0	0	0	0	0	0	1	0	1	0	0	0	0	L	21-37
09/19	Broncos	P	0	0	0	0.0	0.0	0	0	0	0	0	0	0	0	0	0	0	0	0	0	0	0	0	0	0	L	13-23
09/26	Cardinals	P	0	0	0	0.0	0.0	0	0	0	0	0	0	0	0	0	0	0	0	0	0	0	0	0	0	0	L	19-31
09/30	at Bengals	P	0	0	0	0.0	0.0	0	0	0	0	0	0	0	0	0	0	0	0	0	0	0	0	0	0	0	L	21-24
10/10	Titans	P	0	0	0	0.0	0.0	0	0	0	0	0	0	0	0	0	0	0	0	0	0	0	0	0	0	0	L	19-37
10/17	Dolphins	P	4	2	2	0.0	0.0	0	0	0	0	0	0	0	0	0	0	0	0	0	0	0	0	0	0	0	W	23-20
10/31	at Seahawks	P	0	0	0	0.0	0.0	0	0	0	0	0	0	0	0	0	0	0	0	0	0	0	0	0	0	0	L	7-31
11/07	Bills	P	0	0	0	0.0	0.0	0	0	0	0	0	0	0	0	0	0	0	0	0	0	0	0	0	0	0	W	9-6
11/14	at Colts	P	0	0	0	0.0	0.0	0	0	0	0	0	0	0	0	0	0	0	0	1	1	0	0	0	0	0	L	17-23
11/21	49ers	P	1	0	1	0.0	0.0	0	0	0	0	0	0	0	0	0	0	0	0	0	0	0	0	0	0	0	L	10-30
11/28	Falcons	P	0	0	0	0.0	0.0	0	0	0	0	0	0	0	0	0	0	0	0	0	0	0	0	0	0	0	L	14-21
12/05	at Rams	P	2	1	1	0.0	0.0	0	0	0	0	0	0	0	0	0	0	0	0	0	0	0	0	0	0	0	L	7-37
12/12	at Titans	P	0	0	0	0.0	0.0	0	0	0	0	0	0	0	0	0	0	0	0	1	0	1	0	0	0	0	L	0-20
12/19	Texans	P	0	0	0	0.0	0.0	0	0	0	0	0	0	0	0	0	0	0	0	0	0	0	0	0	0	0	L	16-30
12/26	at Jets	S	7	5	2	0.0	0.0	0	0	0	0	0	0	0	0	0	0	0	0	1	1	0	0	0	0	0	L	21-26
01/02	at Patriots	P	0	0	0	0.0	0.0	0	0	0	0	0	0	0	0	0	0	0	0	0	0	0	0	0	0	0	L	10-50
01/09	Colts																									W	26-11	
RESERVE/COVID-19																												
2021 TOTALS		16-1	14	8	6	0.0	0.0	0	0	0	0	0	0	0	0	0	0	0	0	0	0	0	0	0	0	0	0	3-14





RYAN SANTOSO | 19

POSITION: KICKER
HT: 6-5 | **WT:** 258 | **DOB:** 8-26-1995
COLLEGE: MINNESOTA
HOMETOWN: PACE, FLA.
ACQ: FA-'22
EXP: 3rd YEAR

@ryansantoso2

KEY TRANSACTIONS

- Originally signed by Detroit as an undrafted rookie free agent on 5/11/18
- Signed by Tennessee on 11/27/19
- Signed to the New York Giants practice squad on 11/17/20
- Traded from the Giants to the Carolina Panthers on 8/26/21
- Signed to the Detroit Lions' practice squad on 9/22/21
- Signed to the Los Angeles Rams' practice squad on 12/18/21
- Signed by Jacksonville as a free agent on 3/21/22

PRO

2021 (Lions & Rams)

- Appeared in four games and connected on four of five field goal attempts.. Also handled kickoff duties and had 12 touchbacks on 15 kickoffs

2020 (Giants)

- Member of the practice squad

2019 (Lions & Titans)

- Appeared in three games for Tennessee and recorded nine touchbacks on 16 kickoffs

2018 (Lions)

- Member of the practice squad

COLLEGE

- In 2017, punted 66 times and kicked off 52 times for the Golden Gophers.. Received the Tony Dungy Character and Community Service Award for great character on and off the field... Received the Bobby Bell Award as an outstanding special teams player
- In 2016, served as the team's punter, averaging 40.9 yards on 77 punts
- Played in 13 games as the team's kicker and kickoff specialist, registering 17-of-21 field goal attempts in 2015
- During the 2014 season, appeared in 13 games as the team's primary kicker, making 12-of-18 field goals, including a career-long 52-yard attempt

PERSONAL

- Attended Pace High School
- Son of Riyanto and Lori Santoso
- Favorite genre of music is Indie
- Favorite holiday is 4th of July

RYAN SANTOSO'S NFL REGULAR SEASON KICKING STATISTICS

DATE	TEAM	GP	FGM	FGA	PCT.	LG	XP	XPA	PCT.	BLK	PTS
2019	Titans	3	0	0	0.0	0	0	0	0.0	0	0
2020	Giants	0	0	0	0.0	0	0	0	0.0	0	0
2021	Panthers	1	2	2	100.0	29	1	2	50.0	0	7
Went from Carolina to Tennessee .											
2021	Titans	0	0	0	0.0	0	0	0	0.0	0	0
Went from Tennessee to Detroit .											
2021	Lions	3	2	3	66.7	35	5	6	83.3	0	11
2021	TOTAL	4	4	5	80.0	35	6	8	75.0	0	18
NFL TOTALS		7	4	5	80.0	35	6	8	75.0	0	18

RYAN SANTOSO'S NFL REGULAR SEASON FIELD-GOAL ACCURACY STATISTICS

DATE	TEAM	1-19	PCT.	20-29	PCT.	30-39	PCT.	40-49	PCT.	50+	PCT.
2019	Titans	0-0	0.0	0-0	0.0	0-0	0.0	0-0	0.0	0-0	0.0
2020	Giants	0-0	0.0	0-0	0.0	0-0	0.0	0-0	0.0	0-0	0.0
2021	Panthers	0-0	0.0	2-2	100.0	0-0	0.0	0-0	0.0	0-0	0.0
Went from Carolina to Tennessee .											
2021	Titans	0-0	0.0	0-0	0.0	0-0	0.0	0-0	0.0	0-0	0.0
Went from Tennessee to Detroit .											
2021	Lions	0-0	0.0	1-1	100.0	1-1	100.0	0-1	0.0	0-0	0.0
2021	TOTAL	0-0	0.0	3-3	100.0	1-1	100.0	0-1	0.0	0-0	0.0
NFL TOTALS		0-0	0.0	3-3	100.0	1-1	100.0	0-1	0.0	0-0	0.0



RYAN SANTOSO'S NFL REGULAR SEASON PUNTING STATISTICS

DATE	TEAM	GP	NO.	YDS.	AVG.	OPP. RET.	YDS.	NET YDS.	AVG.	TB	IN20	LG	BK
2019	Titans	3	0	0	0.0	0	0	0	0.0	0		0	0
2020	Giants	0	0	0	0.0	0	0	0	0.0	0		0	0
2021	Panthers	1	0	0	0.0	0	0	0	0.0	0		0	0
2021	Titans	0	0	0	0.0	0	0	0	0.0	0		0	0
Went from Carolina to Tennessee.													
Went from Tennessee to Detroit.													
2021	Lions	3	0	0	0.0	0	0	0	0.0	0		0	0
2021	TOTAL	4	0	0	0.0	0	0	0	0.0	0		0	0
NFL TOTALS		7	0	0	0.0	0	0	0	0.0	0			

SINGLE-GAME HIGHS: KICKER

Field Goals Made	2 vs. New York Jets, Sep 12, 2021 1 at Pittsburgh Steelers, Nov 14, 2021 ...1 more at 1.	PATs Made	2 at Chicago Bears, Oct 03, 2021 2 vs. Baltimore Ravens, Sep 26, 2021
Field Goal Attempts	2 at Pittsburgh Steelers, Nov 14, 2021 2 vs. New York Jets, Sep 12, 2021	PAT Attempts	2 at Pittsburgh Steelers, Nov 14, 2021 2 at Chicago Bears, Oct 03, 2021 ...2 more at 2.
Longest Field Goals Made	35 vs. Baltimore Ravens, Sep 26, 2021 29 vs. New York Jets, Sep 12, 2021	Points	7 vs. New York Jets, Sep 12, 2021 5 vs. Baltimore Ravens, Sep 26, 2021
Longest Field Goals Attempt	48 at Pittsburgh Steelers, Nov 14, 2021	Kickoff Average	65.0 vs. New York Jets, Sep 12, 2021 63.6 at Oakland Raiders, Dec 08, 2019

2021 GAME-BY-GAME REGULAR-SEASON STATISTICS (PANTHERS/TITANS/LIONS)

DATE	OPPONENT	P	FIELD GOALS				EXTRA POINTS					PTS	W/L/T	SCORE
			FGM	FGA	PCT	LG	XP	XPA	PCT	BLK				
09/12	Jets	P	2	2	100.0	29	1	2	50.0	0	7	W	19-14	
09/19	at Seahawks											W	33-30+	
Went from Panthers to Titans.														
PRACTICE SQUAD														
Went from Titans to Lions.														
09/26	Ravens	P	1	1	100.0	35	2	2	100.0	0	5	L	17-19	
10/03	at Bears	P	0	0	0.0	0	2	2	100.0	0	2	L	14-24	
10/10	at Vikings											L	17-19	
10/17	Bengals											L	11-34	
10/24	at Rams											L	19-28	
10/31	Eagles											L	6-44	
11/14	at Steelers	P	1	2	50.0	20	1	2	50.0	0	4	T	16-16	
2021 TOTALS		4	4	5	80.0	35	6	8	75.0	0	18	2-6-1		

+ - Overtime

2021 GAME-BY-GAME REGULAR-SEASON STATISTICS (PANTHERS/TITANS/LIONS)

DATE	OPPONENT	P	NO.	YDS.	AVG.	OPP. RET.	YDS.	NET YDS.	AVG.	TB	IN20	LG	BK	W/L/T	SCORE
09/12	Jets	P	0	0	0.0	0	0	0	0.0	0	0	0	0	W	19-14
09/19	at Seahawks													W	33-30+
Went from Panthers to Titans.															
PRACTICE SQUAD															
Went from Titans to Lions.															
09/26	Ravens	P	0	0	0.0	0	0	0	0.0	0	0	0	0	L	17-19
10/03	at Bears	P	0	0	0.0	0	0	0	0.0	0	0	0	0	L	14-24
10/10	at Vikings													L	17-19
10/17	Bengals													L	11-34
10/24	at Rams													L	19-28
10/31	Eagles													L	6-44
11/14	at Steelers	P	0	0	0.0	0	0	0	0.0	0	0	0	0	T	16-16
2021 TOTALS		4	0	0	0.0	0	0	0	0.0	0	0	0	0	2-6-1	

+ - Overtime





MEKHI SARGENT | 36

POSITION: RUNNING BACK
HT: 5-8 | **WT:** 208 | **DOB:** 4-10-1997
COLLEGE: IOWA
HOMETOWN: KEY WEST, FLA.
ACQ: W (LAR)-'21
EXP: 2nd YEAR

@kwsarge

KEY TRANSACTIONS

- Originally signed with Tennessee as an undrafted free agent on 5/13/2021
- Signed with the Rams practice squad on 11/5/21
- Claimed off of waivers by Jacksonville from the L.A. Rams on 12/27/21

PRO

2021 (Titans and Rams)

- **1/9 vs. IND:** Saw action at running back
- **1/2 at N.E.:** Inactive
- Played in three games with Tennessee and three games with the Rams and totaled four carries for 9 yards
- Signed to the Rams active roster on 12/8/21

COLLEGE

- Attended the University of Iowa and appeared in 34 career games from 2018-20
- Carried the ball 354 times for 1,801 yards and 20 TDs, becoming the 11th player in Hawkeyes history to total 20-plus rushing TDs

PERSONAL

- Originally from Key West, Fla. and attended Key West High School
- Earned All-America honors as a senior
- Earned first-team all-state honors as a senior after earning third-team honors as a sophomore and junior
- Sport and recreation management major

MEKHI SARGENT'S NFL REGULAR SEASON RUSHING/RECEIVING STATISTICS

DATE	TEAM	RUSHING							RECEIVING				
		GP	GS	NO.	YDS.	AVG.	LG	TD	NO.	YDS.	AVG.	LG	TD
2021	Titans	3	0	2	4	2.0	2	0	0	0	0.0	0	0
Went from Tennessee to L.A. Rams.													
2021	Rams	3	0	2	5	2.5	3	0	0	0	0.0	0	0
Went from L.A. Rams to Jacksonville.													
2021	Jaguars	1	0	1	2	2.0	2	0	0	0	0.0	0	0
2021	TOTAL	7	0	5	11	2.2	3	0	0	0	0.0	0	0
NFL TOTALS		7	0	5	11	2.2	3	0	0	0	0.0	0	0

MEKHI SARGENT'S NFL REGULAR SEASON RETURN STATISTICS

DATE	TEAM	KICKOFF RETURNS					PUNT RETURNS					
		RET.	YDS.	AVG.	LG	TD	NO.	FC	YDS.	AVG.	LG	TD
2021	Titans	0	0	0.0	0	0	0	0	0	0.0	0	0
Went from Tennessee to L.A. Rams.												
2021	Rams	0	0	0.0	0	0	0	0	0	0.0	0	0
Went from L.A. Rams to Jacksonville.												
2021	Jaguars	0	0	0.0	0	0	0	0	0	0.0	0	0
2021	TOTAL	0	0	0.0	0	0	0	0	0	0.0	0	0
NFL TOTALS		0	0	0.0	0	0	0	0	0	0.0	0	0

SINGLE-GAME HIGHS: RUSHING/RECEIVING

Rush Attempts	2 vs. Jacksonville Jaguars, Dec 05, 2021 1 vs. Indianapolis Colts, Jan 09, 2022 ...2 more at 1.	Longest Runs	3 vs. Jacksonville Jaguars, Dec 05, 2021 2 vs. Indianapolis Colts, Jan 09, 2022 ...3 more at 2.
Rushing Yards	5 vs. Jacksonville Jaguars, Dec 05, 2021 2 vs. Indianapolis Colts, Jan 09, 2022 ...2 more at 2.	All-Purpose Yards	5 vs. Jacksonville Jaguars, Dec 05, 2021 2 vs. Indianapolis Colts, Jan 09, 2022 ...2 more at 2.



2021 GAME-BY-GAME REGULAR-SEASON STATISTICS (TITANS/RAMS/JAGUARS)

DATE	OPPONENT	P/S	RUSHING					RECEIVING					W/L	SCORE
			NO.	YDS.	AVG.	LG	TD	NO.	YDS.	AVG.	LG	TD		
09/12	Cardinals	P	1	2	2.0	2	0	0	0	0.0	0	0	L	13-38
09/19	at Seahawks	P	0	0	0.0	0	0	0	0	0.0	0	0	W	33-30+
09/26	Colts	P	1	2	2.0	2	0	0	0	0.0	0	0	W	25-16
10/03	at Jets												L	24-27+
10/10	at Jaguars												W	37-19
10/18	Bills												W	34-31
10/24	Chiefs												W	27-3
10/31	at Colts												W	34-31+
11/07	Titans												L	16-28
11/15	at 49ers												L	10-31
11/28	at Packers												L	28-36
12/05	Jaguars	P	2	5	2.5	3	0	0	0	0.0	0	0	W	37-7
12/13	at Cardinals	P	0	0	0.0	0	0	0	0	0.0	0	0	W	30-23
12/21	Seahawks	P	0	0	0.0	0	0	0	0	0.0	0	0	W	20-10
12/26	at Vikings												W	30-23
01/02	at Patriots												L	10-50
01/09	Colts	P	1	2	2.0	2	0	0	0	0.0	0	0	W	26-11
2021 TOTALS		7-0	5	11	2.2	3	0	0	0	0.0	0	0	0	11-6

+ - Overtime





BRANDON SCHERFF | 68

POSITION: GUARD
HT: 6-5 | **WT:** 315 | **DOB:** 12-26-1991
COLLEGE: IOWA
HOMETOWN: DENISON, IOWA
ACQ: FA-'22
EXP: 8th YEAR

 @bscherff68

KEY TRANSACTIONS

- Originally drafted by Washington in the first round (5th overall) in the 2015 draft
- Signed by Jacksonville as an unrestricted free agent on 3/16/22

PRO

2021 (Washington)

- Started in 11 games and only allowed 2.0 sacks
- Finished the 2021-22 season as the fourth-highest ranked guard according to PFF... He registered a 86.3 overall grade

2020 (Washington)

- Played and started in all 13 games he appeared in
- Named first-team All-Pro becoming the first Washington player to be named first-team All-Pro since punter Matt Turk in 1996
- Ranked 98th on the NFL Top 100 Players of 2021 list

2019 (Washington)

- Played and started in 11 games... Placed on injured reserve on [12/17].... Only gave up one and half sacks

2018 (Washington)

- Started in all eight games in which he appeared, allowing only one sack on the season

2017 (Washington)

- Started all 14 games in which he appeared, earning his second Pro Bowl selection

2016 (Washington)

- Earned first career Pro Bowl selection
- Started all 16 games at right guard, joining Chris Samuels (2000-01) and Jon Jansen (1999-2000) as the only Washington offensive linemen to open their careers by starting 16 games in each of their first two NFL seasons

2015 (Washington)

- Started all 16 regular season games and one postseason game played by the organization, earning PFWA All-Rookie honors
- Missed only one offensive snap on the year, exiting the field momentarily after losing his shoe... Became only the third rookie offensive lineman to start 16 games for Washington (Jon Jansen in 1999 and Chris Samuels in 2000)

COLLEGE

- Played collegiately at Iowa from 2011-14, appearing in 43 games with 36 starts... In 2014, won the Outland Trophy, which is awarded annually to the nation's most outstanding interior lineman
- Started all 26 games over final two seasons at left tackle and had 36 career starts
- One of five seniors named to 2014 Leadership Group

PERSONAL

- Played for Jaguars Offensive Line Coach Phil Rauscher in Washington from 2018-19... Rauscher was the assistant offensive line coach for Washington in 2018 and promoted to offensive line coach in 2019
- Played with Jaguars QB C.J. Beathard in college
- Attended Denison (Iowa) High School, where he was a five sport athlete, competing in football, basketball, baseball, tennis and track and field
- Has a wife, Jenni, and a 5-year old son, Easton and a daughter, Baylor
- Has two german shorthaired pointers dogs, Trigger and Rusty... Both also serve as hunting dogs
- Avid fisherman and hunter... Hunted in South Dakota in the 2021 offseason and has also went ice fishing
- Spends his offseason back home in Iowa

BRANDON SCHERFF'S NFL REGULAR SEASON STATISTICS

DATE	TEAM	GP	GS
2015	Redskins	16	16
2016	Redskins	16	16
2017	Redskins	14	14
2018	Redskins	8	8
2019	Redskins	11	11
2020	Football Team	13	13
2021	Football Team	11	11
NFL TOTALS		89	89



BRANDON SCHERFF'S NFL POSTSEASON STATISTICS

DATE	TEAM	GP	GS
2015	Redskins	1	1
2020	Football Team	1	1
NFL TOTALS		2	2

2021 GAME-BY-GAME REGULAR-SEASON STATISTICS (FOOTBALL TEAM)

DATE	OPPONENT	P/S		W/L	SCORE
09/12	Chargers	S		L	16-20
09/16	Giants	S		W	30-29
09/26	at Bills	S		L	21-43
10/03	at Falcons	S		W	34-30
10/10	Saints		ON INACTIVE LIST	L	22-33
10/17	Chiefs		ON INACTIVE LIST	L	13-31
10/24	at Packers		ON INACTIVE LIST	L	10-24
10/31	at Broncos		ON INACTIVE LIST	L	10-17
11/14	Buccaneers	S		W	29-19
11/21	at Panthers	S		W	27-21
11/29	Seahawks	S		W	17-15
12/05	at Raiders	S		W	17-15
12/12	Cowboys	S		L	20-27
12/21	at Eagles		DID NOT PLAY	L	17-27
12/26	at Cowboys		DID NOT PLAY	L	14-56
01/02	Eagles	S		L	16-20
01/09	at Giants	S		W	22-7
2021 TOTALS		11-11		7-10	





TYLER SHATLEY | 69

POSITION: OFFENSIVE LINEMAN


HT: 6-3 | WT: 305 | DOB: 5-5-1991


COLLEGE: CLEMSON

HOMETOWN: ICARD, N.C.

ACQ: FA-'14

EXP: 9th YEAR

 @tyler_shatley

 @tyler.shatley

KEY TRANSACTIONS

- Originally signed by Jacksonville as an undrafted rookie on 5/12/14
- Re-signed with Jacksonville on 3/29/19

PRO

2021 (Jaguars)

- Appeared in 17 games and made eight starts
- **1/9 vs. IND:** Started at center and played all 68 offensive snaps
- **11/14 at IND:** Started at center and played all 66 offensive snaps
- **11/7 vs. BUF:** Started at center and played all 61 offensive snaps
- **10/31 at SEA:** Started at center and played all 76 offensive snaps
- **10/17 vs. MIA:** Started at center and played all 66 offensive snaps

2020 (Jaguars)

- Appeared in all 16 games, making 10 starts along the offensive line... Part of an offensive line that helped rookie RB James Robinson tally the most scrimmage yards (1,414) and the second-most rushing yards (1,070), by an undrafted rookie in NFL history
- **9/20 at TEN:** Saw action at center, replacing OL Brandon Linder after he left the game with a knee injury in the third quarter, and on special teams... Helped the team rush for 165 yards

2019 (Jaguars)

- Appeared in all 16 games, primarily assisting on special teams

2018 (Jaguars)

- Stepped in as the starting center after OL Brandon Linder was placed on injured reserve prior to Week 11

2017 (Jaguars)

- Part of an offensive line that helped the team lead the league in rushing for the first time in franchise history and allowed a franchise-low 24 sacks
- **11/5 vs. CIN:** Started at center and helped the team rush for 149 yards... Part of a unit that did not allow a sack for the third time this season

2016 (Jaguars)

- Made two starts at center and two at left guard while seeing action in all 16 games

2015 (Jaguars)

- Saw action in 13 games, primarily on special teams

2014 (Jaguars)

- Earned spot on opening day roster after joining club as a rookie free agent... Was inactive for 15 games

COLLEGE

- Began his career as a fullback for the Tigers, before moving to the defensive line in 2010 and the offensive line in the spring of 2012
- Played in 51 games with 27 starts
- Started 25 games on offense over his final two seasons and registered 60 knockdowns on 1,776 snaps
- As a senior in 2013, was a team captain and earned Third-Team All-ACC honors
- As a junior in 2013, named a Strength & Conditioning All-American by the NSCA
- Graduated with a degree in civil engineering

PERSONAL

- Attended East Burke (Icard, N.C.) High School where he was the No. 3 rated fullback in the nation by Tom Lemming
- Did not play on the offensive line in high school
- As a fullback, had 2,000 rushing yards and 31 TDs in his junior and senior seasons
- Also served as the team's punter and averaged 40.7 yards per punt
- Full name is Christian Tyler Shatley
- He and his wife, Natalie, have two sons, Boone and Deacon, and a daughter, Sutton
- Is an avid fisherman



TYLER SHATLEY'S NFL REGULAR SEASON STATISTICS

DATE	TEAM	GP	GS
2014	Jaguars	1	0
2015	Jaguars	13	0
2016	Jaguars	16	4
2017	Jaguars	16	4
2018	Jaguars	16	7
2019	Jaguars	16	0
2020	Jaguars	16	10
2021	Jaguars	17	8
NFL TOTALS		111	33

TYLER SHATLEY'S NFL POSTSEASON STATISTICS

DATE	TEAM	GP	GS
2017	Jaguars	3	0
NFL TOTALS		3	0

2021 GAME-BY-GAME REGULAR-SEASON STATISTICS (JAGUARS)

DATE	OPPONENT	P/S	W/L	SCORE
09/12	at Texans	P	L	21-37
09/19	Broncos	P	L	13-23
09/26	Cardinals	P	L	19-31
09/30	at Bengals	P	L	21-24
10/10	Titans	P	L	19-37
10/17	Dolphins	S	W	23-20
10/31	at Seahawks	S	L	7-31
11/07	Bills	S	W	9-6
11/14	at Colts	S	L	17-23
11/21	49ers	S	L	10-30
11/28	Falcons	P	L	14-21
12/05	at Rams	P	L	7-37
12/12	at Titans	S	L	0-20
12/19	Texans	P	L	16-30
12/26	at Jets	P	L	21-26
01/02	at Patriots	S	L	10-50
01/09	Colts	S	W	26-11
2021 TOTALS		17-8	3-14	





LAVISKA SHENAULT JR. | 10

POSITION: WIDE RECEIVER
HT: 6-1 | **WT:** 220 | **DOB:** 5-10-1998
COLLEGE: COLORADO
HOMETOWN: DESOTO, TEXAS
ACQ: D2-'20
EXP: 3rd YEAR

@Viska2live
 @hunchoviska

KEY TRANSACTIONS

- Originally drafted by Jacksonville in the second round (42nd overall) of the 2020 draft

PRO

2021 (Jaguars)

- Concluded his second season with 63 receptions for 619 yards in 16 games, including 10 starts... Added 11 carries for 41 yards rushing
- 11/21 vs. S.F.:** Started at wide receiver and hauled in five passes for 50 yards... Became the second wide receiver in franchise history to record 1,000 receiving yards and 100 rushing yards in his first two seasons
- 10/17 vs. MIA:** Started at wide receiver and recorded six receptions for 54 yards... His 9-yard reception with 1 second left set up the game winning 53-yard field goal by K Matthew Wright
- 10/10 vs. TEN:** Started at wide receiver and hauled in one catch for a career-long 58 yards
- 9/30 at CIN:** Started at wide receiver and had team-highs in both receptions (six) and receiving yards (99)... Hauled in a 52-yard pass at the end of the second quarter which was the longest reception of his career and the longest completion of Trevor Lawrence's career... Added an 11-yard rush, marking the first 100-yard scrimmage game of his career
- 9/12 at HOU:** Saw action at wide receiver and recorded a team-high seven receptions for 50 yards... Also added one rush for 9 yards... With seven receptions in the game, became the fastest player (15 games) to reach 60 receptions in franchise history... After his 9-yard carry in the second quarter, he became the fourth wide receiver in franchise history to reach 100 rushing yards for his career and the fastest (15 games) wide receiver to 100 rushing yards in team history

2020 (Jaguars)

- Appeared in 14 games during his rookie campaign, making 12 starts... Notched a team-high 58 receptions for 600 yards (10.3 rec. avg.) and five receiving TDs... Also ran 18 times for 91 yards (5.1 rush avg.), the most by a rookie wide receiver in franchise history... His 58 receptions and five receiving TDs are the second-most by a Jaguars rookie in franchise history while his 600 receiving yards rank as the fourth-most
- 9/13 vs. IND:** Started at wide receiver in his NFL debut and posted three receptions for 37 yards and one TD... Only rookie wide receiver to catch a TD pass in Week 1
- 12/6 at MIN:** Started at wide receiver, recording three receptions for 38 yards (12.7 rec. avg.) and one TD... Also rushed twice for 30 yards, becoming the first wide receiver in franchise history to record 30+ rushing yards, 30+ receiving yards and one TD in the first half of a game
- 1/3 at IND:** Started at wide receiver, bringing in six receptions for 68 yards (11.3 rec. avg.) and two TDs, becoming the third rookie in franchise history to post at least two receiving TDs in the same game, joining Allen Hurns (2014) and Zach Miller (2009)

COLLEGE

- Declared for the draft following his junior season after appearing in 32 games and catching 149 career passes for 1,943 yards and 10 TDs... Added 42 rushes for 280 yards and seven TDs
- Finished his career ranked eighth in school history in all-time receptions (149) and 11th in all-time receiving yards (1,943)
- Scored a rushing and receiving TD in the same game five times during his career becoming the only player in school history to score two rushing TDs and two receiving TDs in the same game
- Totaled eight 100-yard receiving games, the fifth-most in school history
- Earned the Zach Jordan Award twice (2018 and 2019), presented annually to the school's most valuable player

PERSONAL

- Played at DeSoto (Texas) High School and caught 46 passes for 825 yards and nine TDs as a senior
- Has grown his hair as a tribute to his father, Laviska Sr., who died when he was 10 years old
- Said his goal as an NFL player is to be a mix of Larry Fitzgerald, Julio Jones and Jarvis Landry
- Favorite musical artist is Lil Baby
- Represented by Klutch Sports, the same agency as LeBron James
- Favorite movie is the Kingsman and is very interested in film
- Other hobbies include video games, Sodoku and pick-up basketball games

LAVISKA SHENAULT JR.'S NFL REGULAR SEASON RUSHING/RECEIVING STATISTICS

DATE	TEAM	RECEIVING							RUSHING				
		GP	GS	NO.	YDS.	AVG.	LG	TD	NO.	YDS.	AVG.	LG	TD
2020	Jaguars	14	12	58	600	10.3	36	5	18	91	5.1	17	0
2021	Jaguars	16	10	63	619	9.8	58	0	11	41	3.7	11	0
NFL TOTALS		30	22	121	1,219	10.1	58	5	29	132	4.6	17	0

LAVISKA SHENAULT JR.'S NFL REGULAR SEASON RETURN STATISTICS

DATE	TEAM	KICKOFF RETURNS					PUNT RETURNS					
		RET.	YDS.	AVG.	LG	TD	NO.	FC	YDS.	AVG.	LG	TD
2020	Jaguars	0	0	0.0	0	0	0	0	0	0.0	0	0
2021	Jaguars	0	0	0.0	0	0	0	0	0	0.0	0	0
NFL TOTALS		0	0	0.0	0	0	0	0	0	0.0	0	0



SINGLE-GAME HIGHS: RUSHING/RECEIVING

Rush Attempts 5 at Tennessee Titans, Sep 20, 2020
 3 at Los Angeles Rams, Dec 05, 2021
Rushing Yards 37 at Tennessee Titans, Sep 20, 2020
 30 at Minnesota Vikings, Dec 06, 2020
Longest Runs 17 at Minnesota Vikings, Dec 06, 2020
 14 at Tennessee Titans, Sep 20, 2020
Receptions 7 at Houston Texans, Sep 12, 2021
Receiving Yards 99 at Cincinnati Bengals, Sep 30, 2021
 86 at Cincinnati Bengals, Oct 04, 2020
Receiving Average 17.2 at Cincinnati Bengals, Oct 04, 2020
 16.5 at Cincinnati Bengals, Sep 30, 2021

Longest Receptions 58 vs. Tennessee Titans, Oct 10, 2021
 52 at Cincinnati Bengals, Sep 30, 2021
Receiving TDs 2 at Indianapolis Colts, Jan 03, 2021
 1 vs. Chicago Bears, Dec 27, 2020
 ...2 more at 1.
All-Purpose Yards 110 at Cincinnati Bengals, Sep 30, 2021
 91 at Cincinnati Bengals, Oct 04, 2020
Most TDs 2 at Indianapolis Colts, Jan 03, 2021
 1 vs. Chicago Bears, Dec 27, 2020
 ...2 more at 1.
Miscellaneous Tackles 1 at Seattle Seahawks, Oct 31, 2021
 1 vs. Denver Broncos, Sep 19, 2021
 ...2 more at 1.

2021 GAME-BY-GAME REGULAR-SEASON STATISTICS (JAGUARS)

DATE	OPPONENT	P/S	RECEIVING					RUSHING					W/L	SCORE
			NO.	YDS.	AVG.	LG	TD	NO.	YDS.	AVG.	LG	TD		
09/12	at Texans	P	7	50	7.1	14	0	1	9	9.0	9	0	L	21-37
09/19	Broncos	P	2	-3	-1.5	5	0	1	0	0.0	0	0	L	13-23
09/26	Cardinals	P	4	48	12.0	20	0	0	0	0.0	0	0	L	19-31
09/30	at Bengals	S	6	99	16.5	52	0	1	11	11.0	11	0	L	21-24
10/10	Titans	S	1	58	58.0	58	0	0	0	0.0	0	0	L	19-37
10/17	Dolphins	S	6	54	9.0	12	0	0	0	0.0	0	0	W	23-20
10/31	at Seahawks	S	2	13	6.5	7	0	1	8	8.0	8	0	L	7-31
11/07	Bills	S	4	24	6.0	9	0	1	-4	-4.0	-4	0	W	9-6
11/14	at Colts	S	3	15	5.0	6	0	2	6	3.0	5	0	L	17-23
11/21	49ers	S	5	50	10.0	16	0	0	0	0.0	0	0	L	10-30
11/28	Falcons	S	5	33	6.6	24	0	0	0	0.0	0	0	L	14-21
12/05	at Rams	P	3	30	10.0	17	0	3	1	0.3	3	0	L	7-37
12/12	at Titans	S	4	34	8.5	14	0	0	0	0.0	0	0	L	0-20
12/19	Texans	S	4	39	9.8	11	0	1	10	10.0	10	0	L	16-30
12/26	at Jets												L	21-26
01/02	at Patriots	P	2	13	6.5	11	0	0	0	0.0	0	0	L	10-50
01/09	Colts	P	5	62	12.4	18	0	0	0	0.0	0	0	W	26-11
2021 TOTALS		16-10	63	619	9.8	58	0	11	41	3.7	11	0	3-14	





DAWUANE SMOOT | 91

POSITION: DEFENSIVE LINEMAN

HT: 6-3 | **WT:** 275 | **DOB:** 2-3-1995

COLLEGE: ILLINOIS

HOMETOWN: GROVEPORT, OHIO

ACQ: D3-'17

EXP: 6th YEAR

@Bigsmoot_94

@bigsmoot_94

KEY TRANSACTIONS

- Originally drafted by Jacksonville in the third round (68th overall) of the 2017 draft
- Re-signed by Jacksonville in February 2021

PRO

2021 (Jaguars)

- Appeared in 16 games making 10 starts... Recorded 36 total tackles (22 solo), 6.0 sacks and 16 QB hits
- 1/9 vs. IND:** Started at outside linebacker and finished the game with 1.0 sack and one pass defended
- 12/12 at TEN:** Started along the defensive line and posted two total tackles, including 1.0 sack and three QB hits
- 10/10 vs. TEN:** Sacked QB Ryan Tannehill for an 11-yard loss in the third quarter and finished the game with 1.5 sacks, marking the third multi-sack game of his career

2020 (Jaguars)

- Saw action in all 16 games, starting seven... Notched a career-best 25 tackles (21 solo) and led the team with 5.5 sacks... Also posted five tackles for loss and two forced fumbles
- 10/11 at HOU:** Earned his first career start at defensive end and collected two tackles, including 1.0 sack... One of his three pressures helped force CB Sidney Jones IV's second-quarter INT
- 12/20 at BAL:** Started at defensive end and tallied three solo tackles, 1.0 sack and one forced fumble

2019 (Jaguars)

- Appeared in all 16 games, amassing 17 tackles (12 solo), 6.0 sacks and one fumble recovery
- 9/19 vs. TEN:** Posted three tackles (two solo) including his first two career sacks
- 12/22 at ATL:** Saw action at defensive end and notched 1.0 sack
- 12/29 vs. IND:** Posted two tackles, 1.0 sack and one fumble recovery

2018 (Jaguars)

- 11/11 at IND:** Made his season debut and recorded one tackle
- 12/2 vs. IND:** Saw action on the defensive line, posting two tackles (one solo)

2017 (Jaguars)

- 9/10 at HOU:** Made his NFL debut and recorded one solo tackle
- 11/26 at ARI:** Recorded two solo tackles and two solo special teams tackles

COLLEGE

- Finished his career with 24 straight starts
- Tied for sixth in Illinois history with 38.5 tackles for a loss and eighth with 16.5 career sacks
- Named team captain as a senior, starting all 12 games at defensive tackle and totaled 56 tackles, 15 for a loss, 10 QB pressures, 5.0 sacks, two forced fumbles and one pass defended
- Recorded 8.0 sacks in his junior year

PERSONAL

- Attended Groveport Madison (Ohio) High School
- In his final two seasons, totaled 204 tackles, 24.0 sacks, five forced fumbles, four passes defended and one fumble recovery
- Earned defensive MVP at Madison his junior and senior years
- Has his own personal YouTube channel, 'Smoot TV', that chronicles his NFL journey on and off the field
- Received national media attention from various outlets after delivering his wife's baby, Ahlani, in his living room
- Does mixed martial arts training in the offseason

DAWUANE SMOOT'S NFL REGULAR SEASON DEFENSIVE STATISTICS

DATE	TEAM	GP	GS	TACKLES							INTERCEPTIONS					O. FUMB				ST				MISC				
				TK	S	A	TFL	YDS	SK	YDS	QBH	NO	YDS	LG	TD	PD	FF	FR	TD	YDS	TK	S	A	FF	FR	S	A	
2017	Jaguars	16	0	15	11	4	2	1	0.0	0.0	5	0	0	0	0	0	0	0	0	0	0	5	3	2	0	0	0	0
2018	Jaguars	8	0	4	3	1	1	1	0.0	0.0	3	0	0	0	0	0	0	0	0	0	0	0	0	0	0	0	0	0
2019	Jaguars	16	0	17	12	5	6	32	6.0	32.0	7	0	0	0	0	0	0	1	0	0	0	0	0	0	0	0	0	0
2020	Jaguars	16	7	25	21	4	5	23	5.5	23.0	17	0	0	0	0	0	2	0	0	0	0	0	0	0	0	0	0	0
2021	Jaguars	16	10	36	22	14	7	48	6.0	48.5	16	0	0	0	0	3	1	0	0	0	0	0	0	0	0	0	0	0
NFL TOTALS		72	17	97	69	28	21	105	17.5	103.5	48	0	0	0	0	3	3	1	0	0	5	3	2	0	0	0	0	0



DAWUANE SMOOT'S NFL POSTSEASON DEFENSIVE STATISTICS

DATE	TEAM	GP	TACKLES								INTERCEPTIONS						O. FUMB				ST				MISC		
			GS	TK	S	A	TFL	YDS	SK	YDS	QBH	NO	YDS	LG	TD	PD	FF	FR	TD	YDS	TK	S	A	FF	FR	S	A
2017	Jaguars	3	0	0	0	0	0	0	0	0.0	0.0	2	0	0	0	0	0	0	0	0	1	1	0	0	0	0	0
NFL TOTALS		3	0	0	0	0	0	0	0	0.0	0.0	2	0	0	0	0	0	0	0	0	0	0	0	0	0	0	

SINGLE-GAME HIGHS: DEFENSIVE

Total Tackles	5 vs. Houston Texans, Dec 19, 2021 5 at Los Angeles Rams, Dec 05, 2021 ...1 more at 5.	Forced Fumbles	1 vs. Buffalo Bills, Nov 07, 2021 1 at Baltimore Ravens, Dec 20, 2020 ...1 more at 1.
Solo Tackles	3 at New York Jets, Dec 26, 2021 3 at Los Angeles Rams, Dec 05, 2021 ...5 more at 3.	Fumble Recoveries	1 vs. Indianapolis Colts, Dec 29, 2019
Sacks	2.0 at Minnesota Vikings, Dec 06, 2020 2.0 vs. Tennessee Titans, Sep 19, 2019	Tackles For Loss	2 at Seattle Seahawks, Oct 31, 2021 2 at Minnesota Vikings, Dec 06, 2020 ...1 more at 2.
Passes Defensed	1 vs. Indianapolis Colts, Jan 09, 2022 1 at Los Angeles Rams, Dec 05, 2021 ...1 more at 1.	Special Teams Tackles	2 at Arizona Cardinals, Nov 26, 2017 1 vs. Indianapolis Colts, Dec 03, 2017 ...2 more at 1.

SINGLE-GAME HIGHS - POSTSEASON: DEFENSIVE

Special Teams Tackles	1 at New England Patriots, Jan 21, 2018
------------------------------	-----------------------------------------

2021 GAME-BY-GAME REGULAR-SEASON STATISTICS (JAGUARS)

DATE	OPPONENT	P/S	TACKLES								INTERCEPTIONS						O. FUMB				ST				MISC		W/L	SCORE
			TK	S	A	SK	YDS	TFL	YDS	QBH	NO	YDS	LG	TD	PD	FF	FR	TD	YDS	TK	S	A	FF	FR	S	A		
09/12	at Texans	P	0	0	0	0.0	0.0	0	0	0	0	0	0	0	0	0	0	0	0	0	0	0	0	0	0	L	21-37	
09/19	Broncos	S	1	0	1	0.0	0.0	0	0	2	0	0	0	0	0	0	0	0	0	0	0	0	0	0	0	L	13-23	
09/26	Cardinals	P	2	2	0	0.0	0.0	0	0	0	0	0	0	1	0	0	0	0	0	0	0	0	0	0	0	L	19-31	
09/30	at Bengals	S	0	0	0	0.0	0.0	0	0	1	0	0	0	0	0	0	0	0	0	0	0	0	0	0	0	L	21-24	
10/10	Titans	P	3	2	1	1.5	11.0	1	11	3	0	0	0	0	0	0	0	0	0	0	0	0	0	0	0	L	19-37	
10/17	Dolphins	S	2	0	2	0.0	0.0	0	0	1	0	0	0	0	0	0	0	0	0	0	0	0	0	0	0	W	23-20	
10/31	at Seahawks	P	3	2	1	1.0	11.0	2	13	1	0	0	0	0	0	0	0	0	0	0	0	0	0	0	0	L	7-31	
11/07	Bills	S	3	3	0	1.0	9.0	1	9	2	0	0	0	0	0	1	0	0	0	0	0	0	0	0	0	W	9-6	
11/14	at Colts	S	5	3	2	0.0	0.0	0	0	0	0	0	0	0	0	0	0	0	0	0	0	0	0	0	0	L	17-23	
11/21	49ers	P	0	0	0	0.0	0.0	0	0	0	0	0	0	0	0	0	0	0	0	0	0	0	0	0	0	L	10-30	
11/28	Falcons	P	0	0	0	0.0	0.0	0	0	0	0	0	0	0	0	0	0	0	0	0	0	0	0	0	0	L	14-21	
12/05	at Rams	S	5	3	2	0.5	2.5	0	0	1	0	0	0	0	1	0	0	0	0	0	0	0	0	0	0	L	7-37	
12/12	at Titans	S	2	2	0	1.0	7.0	1	7	3	0	0	0	0	0	0	0	0	0	0	0	0	0	0	0	L	0-20	
12/19	Texans	S	5	1	4	0.0	0.0	0	0	0	0	0	0	0	0	0	0	0	0	0	0	0	0	0	0	L	16-30	
12/26	at Jets	S	4	3	1	0.0	0.0	1	0	1	0	0	0	0	0	0	0	0	0	0	0	0	0	0	0	L	21-26	
01/02	at Patriots																									L	10-50	
01/09	Colts																									W	26-11	
2021 TOTALS		15-9	35	21	14	5.0	40.5	6	40	15	0	0	0	0	2	1	0	0	0	0	0	0	0	0	0	0	3-14	





JAWAAN TAYLOR | 75

POSITION: OFFENSIVE LINEMAN
HT: 6-5 | **WT:** 330 | **DOB:** 11-25-1997
COLLEGE: FLORIDA
HOMETOWN: COCOA, FLA.
ACQ: D2-'19
EXP: 4th YEAR

@jawaan_taylor74
 @jawaan.

KEY TRANSACTIONS

- Originally drafted by Jacksonville in the second round (35th overall) of the 2019 draft

PRO

2021 (Jaguars)

- Taylor has played in every offensive snap (3,228) since being drafted in 2019... Taylor is the only Jaguars player on offense or defense to appear in every snap from scrimmage since 2019
- 12/19 vs. HOU:** Started at right tackle and played all 70 offensive snaps... Surpassed 3,000 consecutive snaps played
- 9/12 at HOU:** Started at right tackle and appeared in all 74 offensive snaps

2020 (Jaguars)

- Started all 16 games in which he appeared at right tackle... Part of an offensive line that helped rookie RB James Robinson tally the most scrimmage yards (1,414) and the second-most rushing yards (1,070) by an undrafted rookie in NFL history

2019 (Jaguars)

- Started in all 16 games, becoming the first Jaguars rookie on offense to start in all 16 games since OL Maurice Williams in 2001... Part of an offensive line that helped RB Leonard Fournette gain 1,674 yards from scrimmage... Fournette became the only Jaguars player since 2011 to post at least 1,500 scrimmage yards in a single season

COLLEGE

- Did not miss a game in his three-year career for the Gators, playing in all 37 games with 35 starts (33 at right tackle, two at left tackle)
- Was part of a Gator offensive line in 2018 that allowed 18 sacks, the 20th-fewest in the NCAA and third-fewest in the SEC, garnering Second-Team All-SEC accolades from Athlon Sports
- Declared for the NFL Draft following his junior season

PERSONAL

- Attended Cocoa (Fla.) High School
- Member of the 2015 Florida Class 4A First Team All-State
- As a senior, helped his team to a 10-3 record and reach the Class 4A State Semifinals
- Son of Robert and Wendy Taylor
- Learned to play the drums in church
- Avid fisherman and caught a 400 lb. goliath grouper while fishing in 2020

JAWAAN TAYLOR'S NFL REGULAR SEASON STATISTICS

DATE	TEAM	GP	GS
2019	Jaguars	16	16
2020	Jaguars	16	16
2021	Jaguars	17	17
NFL TOTALS		49	49



2021 GAME-BY-GAME REGULAR-SEASON STATISTICS (JAGUARS)

DATE	OPPONENT	P/S	W/L	SCORE
09/12	at Texans	S	L	21-37
09/19	Broncos	S	L	13-23
09/26	Cardinals	S	L	19-31
09/30	at Bengals	S	L	21-24
10/10	Titans	S	L	19-37
10/17	Dolphins	S	W	23-20
10/31	at Seahawks	S	L	7-31
11/07	Bills	S	W	9-6
11/14	at Colts	S	L	17-23
11/21	49ers	S	L	10-30
11/28	Falcons	S	L	14-21
12/05	at Rams	S	L	7-37
12/12	at Titans	S	L	0-20
12/19	Texans	S	L	16-30
12/26	at Jets	S	L	21-26
01/02	at Patriots	S	L	10-50
01/09	Colts	S	W	26-11
2021 TOTALS		17-17		3-14





DANIEL THOMAS | 20

POSITION: SAFETY
HT: 5-10 | **WT:** 215 | **DOB:** 1-7-1998
COLLEGE: AUBURN
HOMETOWN: MONTGOMERY, ALA.
ACQ: D5A-'20
EXP: 3rd YEAR

@gamechanger021
 @daniel__dt21

KEY TRANSACTIONS

- Originally drafted by Jacksonville in the fifth round (157th overall) of the 2020 draft

PRO

2021 (Jaguars)

- Appeared in 16 games and posted 24 tackles
- 1/9 vs. IND:** Started at safety and recorded four total tackles
- 1/2 at N.E.:** Started at safety and posted eight total tackles (five solo)
- 12/26 at NYJ:** Saw action on defense and special teams and recorded six total tackles (three solo)
- 9/19 vs. DEN:** Saw action in 15 special teams snaps

2020 (Jaguars)

- Appeared in nine games, making one start, before being placed on the reserve/injured list on Nov. 24 with an arm injury... Season totals include 15 tackles (13 solo), three special teams tackles, two passes defended and one INT... Also blocked a punt and returned it for a TD in Week 7 vs. LAC, becoming the first Jaguars player to score on a blocked punt since CB Mike Harris in 2012
- 9/13 vs. IND:** Saw action on special teams in his NFL debut and made one special teams tackle
- 10/25 at LAC:** Saw action at safety, posting one tackle, and on special teams, blocking a punt and returning it 16 yards for a third-quarter TD
- 11/22 vs. PIT:** Made his second consecutive start, recording his first career interception off a pass from QB Ben Roethlisberger before exiting the game early with an arm injury

COLLEGE

- Played 51 games at Auburn during his four-year career, amassing 199 tackles (124 solo), 13 passes defended, 9.0 tackles for loss, five INTs, three forced fumbles and two fumble recoveries
- Two-year starter at safety who was also a team captain during his senior campaign in 2019

PERSONAL

- Attended Robert E. Lee (Alabama) High School, where he recorded 87 tackles, seven INTs, five tackles for loss, three punt return TDs and two INT returns for a TD
- Also played basketball, track and tennis
- Son of Regina and Stanley Thomas
- Has three brothers: Davy, Mario and Joshua
- Received the 2019 Hard-Fighting Soldier Award for his leadership in Fellowship of Christian Athletes amid adversity

DANIEL THOMAS' NFL REGULAR SEASON DEFENSIVE STATISTICS

DATE	TEAM	GP	GS	TACKLES							INTERCEPTIONS					O. FUMB					ST					MISC				
				TK	S	A	TFL	YDS	SK	YDS	QBH	NO	YDS	LG	TD	PD	FF	FR	TD	YDS	TK	S	A	FF	FR	S	A			
2020	Jaguars	10	2	15	13	2	0	0	0.0	0.0	0	1	53	53	0	2	0	0	0	0	0	0	0	3	3	0	0	0	0	0
2021	Jaguars	16	2	24	16	8	0	0	0.0	0.0	0	0	0	0	0	0	0	0	0	0	0	0	0	3	1	2	0	0	0	0
NFL TOTALS		26	4	39	29	10	0	0	0.0	0.0	0	1	53	53	0	2	0	0	0	0	0	0	6	4	2	0	0	0	0	

SINGLE-GAME HIGHS: DEFENSIVE

Total Tackles	8 at New England Patriots, Jan 02, 2022 7 at Green Bay Packers, Nov 15, 2020 ...1 more at 7.	Interceptions	1 vs. Pittsburgh Steelers, Nov 22, 2020
Solo Tackles	7 at Houston Texans, Oct 11, 2020 5 at New England Patriots, Jan 02, 2022 ...1 more at 5.	Interception Return Yards	53 vs. Pittsburgh Steelers, Nov 22, 2020
Passes Defensed	2 vs. Pittsburgh Steelers, Nov 22, 2020	Special Teams Tackles	2 at Cincinnati Bengals, Sep 30, 2021 1 vs. Houston Texans, Dec 19, 2021 ...3 more at 1.



2021 GAME-BY-GAME REGULAR-SEASON STATISTICS (JAGUARS)

DATE	OPPONENT	P/S	TACKLES							INTERCEPTIONS					O. FUMB				ST				MISC		SCORE		
			TK	S	A	SK	YDS	TFL	YDS	QBH	NO	YDS	LG	TD	PD	FF	FR	TD	YDS	TK	S	A	FF	FR		S	A
09/12	at Texans		INACTIVE																							L	21-37
09/19	Broncos	P	0	0	0	0.0	0.0	0	0	0	0	0	0	0	0	0	0	0	0	0	0	0	0	0	0	L	13-23
09/26	Cardinals	P	0	0	0	0.0	0.0	0	0	0	0	0	0	0	0	0	0	0	0	0	0	0	0	0	L	19-31	
09/30	at Bengals	P	0	0	0	0.0	0.0	0	0	0	0	0	0	0	0	0	0	0	0	2	0	2	0	0	0	L	21-24
10/10	Titans	P	0	0	0	0.0	0.0	0	0	0	0	0	0	0	0	0	0	0	0	0	0	0	0	0	L	19-37	
10/17	Dolphins	P	0	0	0	0.0	0.0	0	0	0	0	0	0	0	0	0	0	0	0	0	0	0	0	0	W	23-20	
10/31	at Seahawks	P	0	0	0	0.0	0.0	0	0	0	0	0	0	0	0	0	0	0	0	0	0	0	0	0	L	7-31	
11/07	Bills	P	0	0	0	0.0	0.0	0	0	0	0	0	0	0	0	0	0	0	0	0	0	0	0	0	W	9-6	
11/14	at Colts	P	0	0	0	0.0	0.0	0	0	0	0	0	0	0	0	0	0	0	0	0	0	0	0	0	L	17-23	
11/21	49ers	P	4	2	2	0.0	0.0	0	0	0	0	0	0	0	0	0	0	0	0	0	0	0	0	0	L	10-30	
11/28	Falcons	P	0	0	0	0.0	0.0	0	0	0	0	0	0	0	0	0	0	0	0	0	0	0	0	0	L	14-21	
12/05	at Rams	P	0	0	0	0.0	0.0	0	0	0	0	0	0	0	0	0	0	0	0	0	0	0	0	0	L	7-37	
12/12	at Titans	P	0	0	0	0.0	0.0	0	0	0	0	0	0	0	0	0	0	0	0	0	0	0	0	0	L	0-20	
12/19	Texans	P	2	1	1	0.0	0.0	0	0	0	0	0	0	0	0	0	0	0	1	1	0	0	0	0	L	16-30	
12/26	at Jets	P	6	4	2	0.0	0.0	0	0	0	0	0	0	0	0	0	0	0	0	0	0	0	0	0	L	21-26	
01/02	at Patriots	S	8	5	3	0.0	0.0	0	0	0	0	0	0	0	0	0	0	0	0	0	0	0	0	0	L	10-50	
01/09	Colts	S	4	4	0	0.0	0.0	0	0	0	0	0	0	0	0	0	0	0	0	0	0	0	0	0	W	26-11	
2021 TOTALS			16-2	24	16	8	0.0	0.0	0	0	0	0	0	0	0	0	0	0	3	1	2	0	0	0	3-14		





JOSH THOMPSON | 23

POSITION: CORNERBACK

HT: 6-0 | WT: 194 | DOB: 10-20-1998

COLLEGE: TEXAS

HOMETOWN: NACOGDOCHES, TEXAS

ACQ: FA-'22

EXP: R

@_Joshuat9

@_joshuat2

KEY TRANSACTIONS

- Originally signed with Jacksonville as an undrafted free agent on 5/2/22

COLLEGE

- Played in 45 games with 22 starts
- In 2021, played in and started nine games and recorded 34 tackles (23 solo), one tackle for loss, one fumble recovery, one interception (returned for a touchdown), one quarterback hurry and broke up two passes
- Invited to the 2022 Reese's Senior Bowl
- Made his debut against Maryland in 2017

PERSONAL

- An All-American in high school who played in the 2017 Offense-Defense Bowl ... Also was an all-state and two-time all-district honoree
- Coached by Bobby Reyes at Nacogdoches
- Invited to participate in Nike's 2016 The Opening

JOSH THOMPSON'S COLLEGE DEFENSIVE STATISTICS

DATE	TEAM	GP	GS	TACKLES								INTERCEPTIONS					FUMBLES			
				TK	S	A	TFL	YDS	SK	YDS	QBH	NO	YDS	LG	TD	PD	FF	FR	YDS	
2017	Texas	7	0	13	11	2	0	0	0	0	0	0	0	0	0	0	1	0	0	0
2018	Texas	13	3	22	17	5	0	0	0	0	0	0	0	0	0	0	1	0	0	0
2019	Texas	4	0	12	9	3	1.5	4	0	0	0	0	0	0	0	0	0	0	0	0
2020	Texas	10	10	28	19	9	3	8	0	0	2	1	0	0	0	4	0	0	0	
2021	Texas	9	9	34	23	11	1	0	0	0	1	1	27	0	0	2	0	1	0	
TOTALS		43	22	109	79	30	5.5	12	0	0	3	2	27	0	0	8	0	1	0	





BADARA TRAORE | 73

POSITION: OFFENSIVE LINEMAN
HT: 6-7 | **WT:** 327 | **DOB:** 12-3-1997
COLLEGE: LSU
HOMETOWN: BOSTON, MASS.
ACQ: W (CHI)-'21
EXP: 2nd YEAR

@BadaraTraore74
 @badara74traore

KEY TRANSACTIONS

- Originally signed as a rookie free agent by Chicago on 4/26/20
- Claimed off of waivers by Jacksonville on 8/25/21

PRO

2021 (Jaguars)

- Elevated via practice squad/COVID-19 replacement in Week 17 and Week 18
- 1/9 vs. IND:** Saw action on special teams
- 1/2 at NE:** Did not play

2020 (Bears)

- Spent 2020 season on Chicago's practice squad

COLLEGE

- Spent two years with the LSU after transferring from ASA College in Brooklyn, N.Y.
- Played in 26 games with five starts at LSU
- Prior to LSU, played two years as ASA College, earning first team All-Offense for the Northeast Football Conference

PERSONAL

- Attended Matignon High School in Cambridge, Mass.
- Dad, Bakary Traore, was born in Bamako, Africa
- Mom, Rouguiatou Kaba, grew up in Conakry, Guinea

BADARA TRAORE'S NFL REGULAR SEASON STATISTICS

DATE	TEAM	GP	GS
2020	Bears	0	0
2021	Jaguars	2	0
NFL TOTALS		2	0

BADARA TRAORE'S NFL POSTSEASON STATISTICS

DATE	TEAM	GP	GS
2020	Bears	0	0
NFL TOTALS		0	0

2021 GAME-BY-GAME REGULAR-SEASON STATISTICS (JAGUARS)

DATE	OPPONENT	P/S		W/L	SCORE
09/12	at Texans		PRACTICE SQUAD	L	21-37
09/19	Broncos		PRACTICE SQUAD	L	13-23
09/26	Cardinals		PRACTICE SQUAD	L	19-31
09/30	at Bengals		PRACTICE SQUAD	L	21-24
10/10	Titans		PRACTICE SQUAD INJURED	L	19-37
10/17	Dolphins		PRACTICE SQUAD INJURED	W	23-20
10/31	at Seahawks		PRACTICE SQUAD INJURED	L	7-31
11/07	Bills		PRACTICE SQUAD	W	9-6
11/14	at Colts		PRACTICE SQUAD	L	17-23
11/21	49ers		PRACTICE SQUAD	L	10-30
11/28	Falcons		PRACTICE SQUAD	L	14-21
12/05	at Rams		PRACTICE SQUAD	L	7-37
12/12	at Titans		PRACTICE SQUAD	L	0-20
12/19	Texans		PRACTICE SQUAD	L	16-30
12/26	at Jets		PRACTICE SQUAD	L	21-26
01/02	at Patriots		PRACTICE SQUAD	L	10-50
01/09	Colts		PRACTICE SQUAD	W	26-11
2021 TOTALS		0-0			3-14





LAQUON TREADWELL | 18

POSITION: WIDE RECEIVER
HT: 6-2 | **WT:** 215 | **DOB:** 6-14-1995
COLLEGE: MISSISSIPPI
HOMETOWN: CHICAGO, ILL.
ACQ: PS (JAX)-'21
EXP: 7th YEAR

@SuccessfulQuon
 @successfulquon

KEY TRANSACTIONS

- Drafted by Minnesota in the first round (23rd overall) of the 2016 NFL Draft
- Signed by Atlanta on 3/22/20
- Signed by Jacksonville on 6/18/21
- Signed to the active roster by Jacksonville on 11/6/21

PRO

2021 (Jaguars)

- Played in 12 games with 10 starts... Posted 33 receptions for 434 yards and one touchdown
- **1/9 vs. IND:** Started at wide receiver and posted three receptions for 24 yards, including a 2-yard touchdown reception
- **1/2 at N.E.:** Started at wide receiver and led the team in receptions (six) and receiving yards (87)

2020 (Falcons)

- Recorded six receptions for 49 yards (8.2 avg.) and two touchdowns in five games
- **12/27 at KC:** Recorded two receptions for 11 yards and one touchdown

2019 (Vikings)

- Recorded nine receptions for 184 yards (20.4 avg.) and one touchdown in 13 games
- **12/2 at SEA:** Hauled in two catches for 58 yards and 1 TD

2018 (Vikings)

- Appeared in 15 games throughout his third season, tying his career high of seven starts
- Totaled 35 receptions for 302 yards and one TD on the season, all career highs
- **9/16 at GB:** Scored his first career TD with a 14-yard grab in the 1st quarter... Totaled two catches for 23 yards and one TD on the day

2017 (Vikings)

- Totaled 20 catches for 200 yards while making seven starts and appearing in all 16 games
- **10/15 vs. GB:** Tied his career-high with three catches and set a new career high with 51 yards

2016 (Vikings)

- Appeared in nine games and contributed mostly on special teams
- **11/6 vs. DET:** Hauled in his first career reception for 15 yards

COLLEGE

- SEC Freshman of the Year (2013), First Team All-SEC (2015), Third Team All American (2015)
- All-time leading pass catcher in Ole Miss history with 202 career receptions (seventh-most in SEC history) in three seasons
- Finished his career ranked third in school history with 2,393 receiving yards, third with 21 TD catches and tied for second with nine career 100-yard receiving games
- Caught a pass in all 35 games in which he played

PERSONAL

- Attended Crete-Monee High School in Crete, Ill.
- Led Crete-Monee to its first ever Illinois Class 6A state title
- Named Illinois Male Athlete of the Year by the NWI Times along with Chicago Player of the Year
- Also played basketball
- Played at Ole Miss with Jaguars teammate TE Evan Engram

LAQUON TREADWELL'S NFL REGULAR SEASON RUSHING/RECEIVING STATISTICS

DATE	TEAM	GP	GS	RECEIVING					RUSHING				
				NO.	YDS.	AVG.	LG	TD	NO.	YDS.	AVG.	LG	TD
2016	Vikings	9	1	1	15	15.0	15	0	0	0	0.0	0	0
2017	Vikings	16	7	20	200	10.0	25	0	0	0	0.0	0	0
2018	Vikings	15	7	35	302	8.6	22	1	0	0	0.0	0	0
2019	Vikings	13	1	9	184	20.4	58t	1	0	0	0.0	0	0
2020	Falcons	5	0	6	49	8.2	14	2	0	0	0.0	0	0
2021	Jaguars	12	10	33	434	13.2	41	1	0	0	0.0	0	0
NFL TOTALS		70	26	104	1,184	11.4	58T	5	0	0	0.0	0	0



LAQUON TREADWELL'S NFL POSTSEASON RUSHING/RECEIVING STATISTICS

DATE	TEAM	RECEIVING							RUSHING				
		GP	GS	NO.	YDS.	AVG.	LG	TD	NO.	YDS.	AVG.	LG	TD
2017	Vikings	2	0	0	0	0.0	0	0	0	0	0.0	0	0
2019	Vikings	1	0	0	0	0.0	0	0	0	0	0.0	0	0
NFL TOTALS		3	0	0	0	0.0	0	0	0	0	0.0	0	0

LAQUON TREADWELL'S NFL REGULAR SEASON RETURN STATISTICS

DATE	TEAM	KICKOFF RETURNS					PUNT RETURNS					
		RET.	YDS.	AVG.	LG	TD	NO.	FC	YDS.	AVG.	LG	TD
2016	Vikings	1	0	0.0	0	0	0	0	0	0.0	0	0
2017	Vikings	0	0	0.0	0	0	0	0	0	0.0	0	0
2018	Vikings	0	0	0.0	0	0	0	0	0	0.0	0	0
2019	Vikings	0	0	0.0	0	0	0	0	0	0.0	0	0
2020	Falcons	0	0	0.0	0	0	0	0	0	0.0	0	0
2021	Jaguars	0	0	0.0	0	0	0	0	0	0.0	0	0
NFL TOTALS		1	0	0.0	0	0	0	0	0	0.0	0	0

LAQUON TREADWELL'S NFL POSTSEASON RETURN STATISTICS

DATE	TEAM	KICKOFF RETURNS					PUNT RETURNS					
		RET.	YDS.	AVG.	LG	TD	NO.	FC	YDS.	AVG.	LG	TD
2017	Vikings	0	0	0.0	0	0	0	0	0	0.0	0	0
2019	Vikings	0	0	0.0	0	0	0	0	0	0.0	0	0
NFL TOTALS		0	0	0.0	0	0	0	0	0	0.0	0	0

SINGLE-GAME HIGHS: RUSHING/RECEIVING

Receptions	6 at New England Patriots, Jan 02, 2022 6 vs. Houston Texans, Dec 19, 2021	All-Purpose Yards	87 at New England Patriots, Jan 02, 2022 68 at Tennessee Titans, Dec 12, 2021
Receiving Yards	87 at New England Patriots, Jan 02, 2022 68 at Tennessee Titans, Dec 12, 2021	Kickoff Returns	1 vs. New York Giants, Oct 03, 2016
Receiving Average	19.3 at Kansas City Chiefs, Nov 03, 2019 17.0 at Tennessee Titans, Dec 12, 2021 ...1 more at 17.0.	Special Teams Tackles	1 vs. San Francisco 49ers, Nov 21, 2021 1 at Jacksonville Jaguars, Dec 11, 2016 1 vs. Indianapolis Colts, Jan 09, 2022
Longest Receptions	58t at Seattle Seahawks, Dec 02, 2019 41 at Tennessee Titans, Dec 12, 2021	Most TDs	1 at Kansas City Chiefs, Dec 27, 2020 ...3 more at 1.
Receiving TDs	1 vs. Indianapolis Colts, Jan 09, 2022 1 at Kansas City Chiefs, Dec 27, 2020 ...3 more at 1.	Miscellaneous Tackles	1 vs. New Orleans Saints, Oct 28, 2018 1 vs. Green Bay Packers, Oct 15, 2017 ...1 more at 1.

2021 GAME-BY-GAME REGULAR-SEASON STATISTICS (JAGUARS)

DATE	OPPONENT	P/S	RECEIVING					RUSHING					W/L	SCORE
			NO.	YDS.	AVG.	LG	TD	NO.	YDS.	AVG.	LG	TD		
09/12	at Texans												L	21-37
09/19	Broncos	P	0	0	0.0	0	0	0	0.0	0	0	0	L	13-23
09/26	Cardinals												L	19-31
09/30	at Bengals												L	21-24
10/10	Titans												L	19-37
10/17	Dolphins												W	23-20
10/31	at Seahawks												L	7-31
11/07	Bills												W	9-6
11/14	at Colts	S	1	18	18.0	18	0	0	0	0.0	0	0	L	17-23
11/21	49ers	S	1	11	11.0	11	0	0	0	0.0	0	0	L	10-30
11/28	Falcons	S	4	53	13.3	20	0	0	0	0.0	0	0	L	14-21
12/05	at Rams	S	4	62	15.5	28	0	0	0	0.0	0	0	L	7-37
12/12	at Titans	S	4	68	17.0	41	0	0	0	0.0	0	0	L	0-20
12/19	Texans	S	6	57	9.5	21	0	0	0	0.0	0	0	L	16-30
12/26	at Jets	S	4	54	13.5	20	0	0	0	0.0	0	0	L	21-26
01/02	at Patriots	S	6	87	14.5	40	0	0	0	0.0	0	0	L	10-50
01/09	Colts	S	3	24	8.0	14	1	0	0	0.0	0	0	W	26-11
2021 TOTALS		10-9	33	434	13.2	41	1	0	0	0.0	0	0	0	3-14





JAY TUFELE | 97

POSITION: DEFENSIVE TACKLE

HT: 6-3 | **WT:** 310 | **DOB:** 7-25-1999

COLLEGE: SOUTHERN CALIFORNIA

HOMETOWN: SALT LAKE CITY, UTAH

ACQ: D4-'21

EXP: 2nd YEAR

@tufele123

@jay_tufele

KEY TRANSACTIONS

- Originally drafted by Jacksonville in the fourth round (106th overall) in the 2021 draft

PRO

2021 (Jaguars)

- Played in four games in his rookie season
- 1/9 vs. IND:** Saw action on defense and recorded one total tackle
- 10/10 vs. TEN:** Saw action on defense in NFL debut

COLLEGE

- Appeared in 25 games with 18 career starts and posted 65 tackles, including 11 tackles for a loss
- In 2019, he earned All-Pac-12 First Team honors and won USC Defensive Lineman of the Year for the second consecutive season when he recorded 42 tackles, including 6.5 tackles for loss
- In 2018, he appeared in 12 games and made 23 tackles and was named to Phil Steele's All-Pac-12 Second Team
- Redshirted in 2017

PERSONAL

- Made 2016 Prep Star All-American Dream Team, Tacoma News Tribune Western 100 and Orange County Register Fab 15 First Team as a senior defensive tackle at Bingham High in South Jordan, Utah
- As a junior in 2015, he was Salt Lake Tribune MVP while making 57 tackles and 10.5 sacks
- Also played rugby in high school
- Majored in sociology at USC

JAY TUFELE'S NFL REGULAR SEASON DEFENSIVE STATISTICS

DATE	TEAM	GP	TACKLES							INTERCEPTIONS							O. FUMB				ST				MISC		
			GS	TK	S	A	TFL	YDS	SK	YDS	QBH	NO	YDS	LG	TD	PD	FF	FR	TD	YDS	TK	S	A	FF	FR	S	A
2021	Jaguars	4	0	2	1	1	0	0	0.0	0.0	0	0	0	0	0	0	0	0	0	0	0	0	0	0	0	0	0
NFL TOTALS		4	0	2	1	1	0	0	0.0	0.0	0	0	0	0	0	0	0	0	0	0	0	0	0	0	0	0	

SINGLE-GAME HIGHS: DEFENSIVE

Total Tackles 1 vs. Indianapolis Colts, Jan 09, 2022
1 at Los Angeles Rams, Dec 05, 2021

Solo Tackles 1 vs. Indianapolis Colts, Jan 09, 2022

2021 GAME-BY-GAME REGULAR-SEASON STATISTICS (JAGUARS)

DATE	OPPONENT	P/S	TACKLES							INTERCEPTIONS							O. FUMB				ST				MISC		
			TK	S	A	SK	YDS	TFL	YDS	QBH	NO	YDS	LG	TD	PD	FF	FR	TD	YDS	TK	S	A	FF	FR	S	A	W/L
09/12	at Texans																									L	21-37
09/19	Broncos																									L	13-23
09/26	Cardinals																									L	19-31
09/30	at Bengals																									L	21-24
10/10	Titans	P	0	0	0	0.0	0.0	0	0	0	0	0	0	0	0	0	0	0	0	0	0	0	0	0	0	L	19-37
10/17	Dolphins																									W	23-20
10/31	at Seahawks																									L	7-31
11/07	Bills																									W	9-6
11/14	at Colts																									L	17-23
11/21	49ers																									L	10-30
11/28	Falcons																									L	14-21
12/05	at Rams	P	1	0	1	0.0	0.0	0	0	0	0	0	0	0	0	0	0	0	0	0	0	0	0	0	0	L	7-37
12/12	at Titans																									L	0-20
12/19	Texans																									L	16-30
12/26	at Jets	P	0	0	0	0.0	0.0	0	0	0	0	0	0	0	0	0	0	0	0	0	0	0	0	0	0	L	21-26
01/02	at Patriots																									L	10-50
01/09	Colts	P	1	1	0	0.0	0.0	0	0	0	0	0	0	0	0	0	0	0	0	0	0	0	0	0	0	W	26-11
2021 TOTALS		4-0	2	1	1	0.0	0.0	0	0	0	0	0	0	0	0	0	0	0	0	0	0	0	0	0	0	3-14	





TRAVON WALKER | 44

POSITION: OUTSIDE LINEBACKER

HT: 6-5 | **WT:** 272 | **DOB:** 12-18-2000

COLLEGE: GEORGIA

HOMETOWN: THOMASTON, GA.

ACQ: D1-'22

EXP: R

@44Ytw

ytw_44

KEY TRANSACTIONS

- Originally drafted by Jacksonville in the first round (first overall) in the 2022 draft

COLLEGE

- In 2021, Started at defensive tackle in all 15 games
- Finished with 37 total tackles, second among interior linemen and had 6.0 QB sacks, 7.5 tackles for loss, and a team-high 36 QB hurries
- Career-high seven QB pressures in CFP Championship Game vs. Alabama
- 2021 Pre-season third-team All-SEC, as voted by the league's 14 head coaches, as well as by attendees at SEC Media Days
- Freshman All-SEC Team, as voted by the league's 14 head coaches

PERSONAL

- His full name is Yury Travon Walker
- Father, Stead Walker served in the Marine Corps
- Has two older sisters, Charmine and Nakeria
- Recipient of the Bill and Susan Robbins Family Football Scholarship
- Won back to back Class 4A state championships in basketball in high school
- His favorite athlete growing up was Kobe Bryant
- City officials proclaimed Jan. 18, 2022, Travon Walker Day in Walker's hometown, Thomaston, Ga.

TRAVON WALKER'S COLLEGE DEFENSIVE STATISTICS

DATE	TEAM	GP	GS	TACKLES								INTERCEPTIONS					FUMBLES		
				TK	S	A	TFL	YDS	SK	YDS	QBH	NO	YDS	LG	TD	PD	FF	FR	YDS
2019	Georgia	12	0	15	9	6	3.5	12	2.5	11	12	0	0	0	0	1	0	1	0
2020	Georgia	9	0	13	6	7	2	6	1	2	11	0	0	0	0	1	1	0	0
2021	Georgia	15	15	37	19	18	7.5	51	6	46	32	0	0	0	0	2	0	1	0
TOTALS		36	15	65	34	31	13	69	9.5	59	55	0	0	0	0	4	1	2	0





DARIOUS WILLIAMS | 21

POSITION: CORNERBACK
HT: 5-9 | **WT:** 187 | **DOB:** 3-15-1993
COLLEGE: ALABAMA-BIRMINGHAM
HOMETOWN: JACKSONVILLE, FLA.
ACQ: UFA (LAR)-'22
EXP: 5th YEAR

@Dee_Will2
 @dwill_222

KEY TRANSACTIONS

- Originally signed as an undrafted rookie by Baltimore following the 2018 draft
- Claimed off of waivers by the Los Angeles Rams on 10/8/18
- Signed by Jacksonville as an unrestricted free agent on 3/16/22

PRO

2021 (Rams)

- Appeared in 14 games (13 starts) and posted 71 total tackles, nine passes defended and one fumble recovery
- Won Super Bowl LVI with the Rams

2020 (Rams)

- Played in all 16 games (10 starts) and tallied 44 tackles, 14 passes defended and four INTs (including one pick-six)
- Finished tied for third in the NFC in interceptions (four) and was ranked the fourth-best cornerback in the league by PFF... Also led the team in interceptions (four) and passes defended (14) and registered a career-best 44 tackles

2019 (Rams)

- Played in four games with three starts and recorded 11 tackles, four passes defended and two INTs

2018 (Rams/Ravens)

- Saw action in four games

COLLEGE

- Attended Alabama Birmingham and was named First Team All-America by Pro Football Focus...First Team All-Conference USA
- Started all 13 games at the cornerback position and led Conference USA and ranked fifth in the NCAA in passes defended with 20 (1.5/game) Earned first-team All-SEC honors as a return man and as an all-purpose player in both 2016 and 2017

PERSONAL

- Son of Dexter and Renita Williams
- Has one brother, Dexter
- Majored in Communications and Nutrition
- Attended Creekside High School in Jacksonville

DARIOUS WILLIAMS' NFL REGULAR SEASON DEFENSIVE STATISTICS

DATE	TEAM	GP	GS	TACKLES							INTERCEPTIONS							O. FUMB				ST				MISC			
				TK	S	A	TFL	YDS	SK	YDS	QBH	NO	YDS	LG	TD	PD	FF	FR	TD	YDS	TK	S	A	FF	FR	S	A		
2018	Ravens	3	0	0	0	0	0	0	0.0	0.0	0	0	0	0	0	0	0	0	0	0	0	0	0	0	0	0	0	0	0
Went from Baltimore to L.A. Rams.																													
2018	Rams	1	0	0	0	0	0	0	0.0	0.0	0	0	0	0	0	0	0	0	0	0	0	0	0	0	0	0	0	0	0
2018	TOTAL	4	0	0	0	0	0	0	0.0	0.0	0	0	0	0	0	0	0	0	0	0	0	0	0	0	0	0	0	0	0
2019	Rams	12	3	12	11	1	1	3	0.0	0.0	0	2	0	0	0	4	0	0	1	0	3	3	0	0	1	0	0	0	
2020	Rams	16	10	44	37	7	1	1	0.0	0.0	0	4	21	19	0	14	0	0	0	0	0	0	0	0	0	0	0	0	
2021	Rams	14	13	71	60	11	3	4	0.0	0.0	0	0	0	0	0	9	0	1	0	0	0	0	0	0	0	0	0	0	
NFL TOTALS		46	26	127	108	19	5	8	0.0	0.0	0	6	21	19	0	27	0	1	1	0	3	3	0	0	1	0	0	0	

DARIOUS WILLIAMS' NFL POSTSEASON DEFENSIVE STATISTICS

DATE	TEAM	GP	GS	TACKLES							INTERCEPTIONS							O. FUMB				ST				MISC		
				TK	S	A	TFL	YDS	SK	YDS	QBH	NO	YDS	LG	TD	PD	FF	FR	TD	YDS	TK	S	A	FF	FR	S	A	
2018	Rams	0	0	0	0	0	0	0	0.0	0.0	0	0	0	0	0	0	0	0	0	0	0	0	0	0	0	0	0	0
2020	Rams	2	1	7	6	1	0	0	0.0	0.0	0	1	42	42t	1	2	0	0	0	0	0	0	0	0	0	0	0	0
2021	Rams	4	4	24	13	11	1	2	0.0	0.0	0	0	0	0	0	3	0	0	0	0	0	0	0	0	0	0	0	0
NFL TOTALS		6	5	31	19	12	1	2	0.0	0.0	0	1	42	42T	1	5	0	0	0	0	0	0	0	0	0	0	0	0



SINGLE-GAME HIGHS: DEFENSIVE

Total Tackles	7 at Green Bay Packers, Nov 28, 2021 7 at Indianapolis Colts, Sep 19, 2021 ...1 more at 7.	Interceptions	2 vs. Seattle Seahawks, Nov 15, 2020 1 vs. New York Giants, Oct 04, 2020 ...3 more at 1.
Solo Tackles	7 at Green Bay Packers, Nov 28, 2021 7 at Indianapolis Colts, Sep 19, 2021	Interception Return Yards	19 vs. Seattle Seahawks, Nov 15, 2020 2 vs. New York Giants, Oct 04, 2020
Passes Defensed	3 at Arizona Cardinals, Dec 13, 2021	Special Teams Tackles	2 at Atlanta Falcons, Oct 20, 2019 1 at Cleveland Browns, Sep 22, 2019
Fumble Recoveries	3 vs. Seattle Seahawks, Nov 15, 2020	Special Teams Fumble Recoveries	1 at Atlanta Falcons, Oct 20, 2019
Tackles For Loss	1 at Baltimore Ravens, Jan 02, 2022 1 at Minnesota Vikings, Dec 26, 2021 1 at Arizona Cardinals, Dec 13, 2021 ...3 more at 1.		

SINGLE-GAME HIGHS - POSTSEASON: DEFENSIVE

Total Tackles	8 at Cincinnati Bengals, Feb 13, 2022 7 at Tampa Bay Buccaneers, Jan 23, 2022	Tackles For Loss	1 at Tampa Bay Buccaneers, Jan 23, 2022
Solo Tackles	5 at Tampa Bay Buccaneers, Jan 23, 2022 3 at Cincinnati Bengals, Feb 13, 2022 ...3 more at 3.	Interceptions	1 at Seattle Seahawks, Jan 09, 2021
Passes Defensed	1 at Cincinnati Bengals, Feb 13, 2022 1 vs. San Francisco 49ers, Jan 30, 2022 ...3 more at 1.	Interception Return Yards	42 at Seattle Seahawks, Jan 09, 2021

2021 GAME-BY-GAME REGULAR-SEASON STATISTICS (RAMS)

DATE	OPPONENT	P/S	TACKLES							INTERCEPTIONS					O. FUMB				ST				MISC		W/L	SCORE		
			TK	S	A	SK	YDS	TFL	YDS	QBH	NO	YDS	LG	TD	PD	FF	FR	TD	YDS	TK	S	A	FF	FR			S	A
09/12	Bears	S	7	5	2	0.0	0.0	0	0	0	0	0	0	0	1	0	0	0	0	0	0	0	0	0	0	0	W	34-14
09/19	at Colts	S	7	7	0	0.0	0.0	0	0	0	0	0	0	0	0	0	0	0	0	0	0	0	0	0	0	0	W	27-24
09/26	Buccaneers	S	6	5	1	0.0	0.0	0	0	0	0	0	0	0	0	0	0	0	0	0	0	0	0	0	0	0	W	34-24
10/03	Cardinals	S	5	4	1	0.0	0.0	0	0	0	0	0	0	0	0	0	0	0	0	0	0	0	0	0	0	0	L	20-37
10/07	at Seahawks	S	4	3	1	0.0	0.0	0	0	0	0	0	0	0	0	0	0	0	0	0	0	0	0	0	0	0	W	26-17
10/17	at Giants																										W	38-11
10/24	Lions																										W	28-19
10/31	at Texans																										W	38-22
11/07	Titans																										L	16-28
11/15	at 49ers																										L	10-31
11/28	at Packers	S	7	7	0	0.0	0.0	0	0	0	0	0	0	0	1	0	0	0	0	0	0	0	0	0	0	0	L	28-36
12/05	Jaguars	S	4	4	0	0.0	0.0	1	2	0	0	0	0	0	0	0	0	0	0	0	0	0	0	0	0	0	W	37-7
12/13	at Cardinals	S	6	6	0	0.0	0.0	1	2	0	0	0	0	0	3	0	0	0	0	0	0	0	0	0	0	0	W	30-23
12/21	Seahawks	S	4	3	1	0.0	0.0	0	0	0	0	0	0	0	0	0	0	0	0	0	0	0	0	0	0	0	W	20-10
12/26	at Vikings	S	4	3	1	0.0	0.0	1	0	0	0	0	0	0	1	0	0	0	0	0	0	0	0	0	0	0	W	30-23
01/02	at Ravens	S	6	4	2	0.0	0.0	0	0	0	0	0	0	0	1	0	1	0	0	0	0	0	0	0	0	0	W	20-19
01/09	49ers	S	6	4	2	0.0	0.0	0	0	0	0	0	0	0	0	0	0	0	0	0	0	0	0	0	0	0	L	24-27+
2021 TOTALS			12-12	66	55	11	0.0	0.0	3	4	0	0	0	0	0	0	1	0	0	0	0	0	0	0	0	0	12-5	

+ - Overtime

2021 GAME-BY-GAME POSTSEASON STATISTICS (RAMS)

DATE	OPPONENT	P/S	TACKLES							INTERCEPTIONS					O. FUMB				ST				MISC		W/L	SCORE		
			TK	S	A	SK	YDS	TFL	YDS	QBH	NO	YDS	LG	TD	PD	FF	FR	TD	YDS	TK	S	A	FF	FR			S	A
01/17	Cardinals	S	5	3	2	0.0	0.0	0	0	0	0	0	0	0	0	0	0	0	0	0	0	0	0	0	0	0	W	34-11
01/23	at Buccaneers	S	7	5	2	0.0	0.0	1	2	0	0	0	0	0	1	0	0	0	0	0	0	0	0	0	0	0	W	30-27
01/30	49ers	S	4	2	2	0.0	0.0	0	0	0	0	0	0	0	1	0	0	0	0	0	0	0	0	0	0	0	W	20-17
02/13	at Bengals	S	8	3	5	0.0	0.0	0	0	0	0	0	0	0	1	0	0	0	0	0	0	0	0	0	0	0	W	23-20
2021 TOTALS			4-4	24	13	11	0.0	0.0	1	2	0	0	0	0	3	0	0	0	0	0	0	0	0	0	0	4-0		





RAEQUAN WILLIAMS | 99

POSITION: DEFENSIVE TACKLE
HT: 6-4 | **WT:** 305 | **DOB:** 2-14-1997
COLLEGE: MICHIGAN STATE
HOMETOWN: CHICAGO, IL
ACQ: FA-'22
EXP: 2nd YEAR

@be_great99
 @begreat_rae

KEY TRANSACTIONS

- Originally signed by Philadelphia as an undrafted free agent on 4/26/20
- Signed to Philadelphia's practice squad on 11/6/21
- Signed a Reserve/Future contract with Jacksonville on 2/2/22

PRO

2021 (Eagles)

- Spent the 2021 season on the practice squad

2020 (Eagles)

- Elevated to the active roster in Week 8,13 and 17
- **1/3 vs. WAS:** Recorded 1.0 sack

COLLEGE

- Attended Michigan State and earned First-Team All-Big Ten honors in 2018 and 2019
- Recorded 160 tackles, including 29 tackles for loss and 11.5 sacks
- Four-year letterwinner started 42 consecutive games at nose tackle to close out his career, the longest starting streak by a position player in the Mark Dantonio era

PERSONAL

- Son of LaTasha Williams
- Played basketball in high school
- Majored in advertising management

RAEQUAN WILLIAMS' NFL REGULAR SEASON DEFENSIVE STATISTICS

DATE	TEAM	GP	TACKLES							INTERCEPTIONS							O. FUMB					ST				MISC	
			GS	TK	S	A	TFL	YDS	SK	YDS	QBH	NO	YDS	LG	TD	PD	FF	FR	TD	YDS	TK	S	A	FF	FR	S	A
2020	Eagles	6	0	5	3	2	1	5	1.0	5.0	1	0	0	0	0	0	0	0	0	0	0	0	0	0	0	0	0
2021	Eagles	1	1	2	1	1	0	0	0.0	0.0	0	0	0	0	0	0	0	0	0	0	0	0	0	0	0	0	
NFL TOTALS		7	1	7	4	3	1	5	1.0	5.0	1	0	0	0	0	0	0	0	0	0	0	0	0	0	0	0	

RAEQUAN WILLIAMS' NFL POSTSEASON DEFENSIVE STATISTICS

DATE	TEAM	GP	TACKLES							INTERCEPTIONS							O. FUMB					ST				MISC	
			GS	TK	S	A	TFL	YDS	SK	YDS	QBH	NO	YDS	LG	TD	PD	FF	FR	TD	YDS	TK	S	A	FF	FR	S	A
2021	Eagles	0	0	0	0	0	0	0	0.0	0.0	0	0	0	0	0	0	0	0	0	0	0	0	0	0	0	0	
NFL TOTALS		0	0	0	0	0	0	0	0.0	0.0	0	0	0	0	0	0	0	0	0	0	0	0	0	0	0	0	

SINGLE-GAME HIGHS: DEFENSIVE

Total Tackles 3 at Green Bay Packers, Dec 06, 2020
 2 vs. Dallas Cowboys, Jan 08, 2022
Solo Tackles 2 at Green Bay Packers, Dec 06, 2020
 1 vs. Dallas Cowboys, Jan 08, 2022
 ...1 more at 1.

Sacks 1.0 vs. Washington Football Team, Jan 03, 2021
Tackles For Loss 1 vs. Washington Football Team, Jan 03, 2021



2021 GAME-BY-GAME REGULAR-SEASON STATISTICS (EAGLES)

DATE	OPPONENT	P/S	TACKLES				INTERCEPTIONS				O. FUMB				ST				MISC		W/L	SCORE							
			TK	S	A	SK	YDS	TFL	YDS	QBH	NO	YDS	LG	TD	PD	FF	FR	TD	YDS	TK			S	A	FF	FR	S	A	
09/12	at Falcons																									PRACTICE SQUAD		W	32-6
09/19	49ers																									PRACTICE SQUAD		L	11-17
09/27	at Cowboys																									PRACTICE SQUAD		L	21-41
10/03	Chiefs																									PRACTICE SQUAD		L	30-42
10/10	at Panthers																									PRACTICE SQUAD		W	21-18
10/14	Buccaneers																									PRACTICE SQUAD		L	22-28
10/24	at Raiders																									PRACTICE SQUAD		L	22-33
10/31	at Lions																									PRACTICE SQUAD		W	44-6
11/07	Chargers																									PRACTICE SQUAD		L	24-27
11/14	at Broncos																									PRACTICE SQUAD		W	30-13
11/21	Saints																									PRACTICE SQUAD		W	40-29
11/28	at Giants																									PRACTICE SQUAD		L	7-13
12/05	at Jets																									PRACTICE SQUAD		W	33-18
12/21	Football Team																									PRACTICE SQUAD		W	27-17
12/26	Giants																									PRACTICE SQUAD		W	34-10
01/02	at Football Team																									PRACTICE SQUAD		W	20-16
01/08	Cowboys																									PRACTICE SQUAD		L	26-51
2021 TOTALS			0	0	0	0.0	0.0	0	0	0	0	0	0	0	0	0	0	0	0	0	0	0	0	0	0	0			9-8

2021 GAME-BY-GAME POSTSEASON STATISTICS (EAGLES)

DATE	OPPONENT	P/S	TACKLES				INTERCEPTIONS				O. FUMB				ST				MISC		W/L	SCORE							
			TK	S	A	SK	YDS	TFL	YDS	QBH	NO	YDS	LG	TD	PD	FF	FR	TD	YDS	TK			S	A	FF	FR	S	A	
01/16	at Buccaneers																									PRACTICE SQUAD		L	15-31
2021 TOTALS			0	0	0	0.0	0.0	0	0	0	0	0	0	0	0	0	0	0	0	0	0	0	0	0	0	0			0-1





ANDREW WINGARD | 42

POSITION: SAFETY
HT: 6-0 | **WT:** 200 | **DOB:** 5-12-1996
COLLEGE: WYOMING
HOMETOWN: ARVADA, COLO.
ACQ: FA-'19
EXP: 4th YEAR

@deweywingard

KEY TRANSACTIONS

- Originally signed by Jacksonville as an undrafted rookie on 5/10/19

PRO

2021 (Jaguars)

- Finished the season with 86 total tackles (56 solo), 1.0 sack and one interception in 15 games played (15 starts)
- 10/17 vs. MIA:** Started at safety and totaled seven tackles (five solo), including one tackle for loss
- 9/26 vs. ARI:** Started at safety and recorded seven total tackles (four solo), one interception and one pass defended... Recorded the third INT of his career when he intercepted QB Kyler Murray and returned it 22 yards in the third quarter
- 9/19 vs. DEN:** Started at safety and tallied a team-high eight tackles, including his second career sack

2020 (Jaguars)

- Saw action in 13 games, starting four... Tallied 42 tackles (30), five passes defended, two INTs and one fumble recovery... Also made eight stops on special teams
- 9/13 vs. IND:** Saw action at free safety, recording his first career INT in the fourth quarter, and on special teams, leading the team with two special teams stops
- 9/20 at TEN:** Started at free safety and posted a career-high nine tackles (seven solo)
- 11/29 vs. CLE:** Started at safety and tallied three tackles (one solo), one pass defended and his first-career fumble recovery, which he returned for 17 yards

2019 (Jaguars)

- Appeared in all 16 games, making two starts, while compiling 19 tackles (14 solo), 1.0 sack and one forced fumble... Led the team with 11 special teams tackles
- 9/8 vs. K.C.:** Made his NFL debut, seeing action at safety and on special teams and totaled one solo tackle and two special teams tackles
- 12/1 vs. T.B.:** Made his first career start at strong safety, recording six tackles (five solo), including a strip-sack, marking the first sack of his career

COLLEGE

- Finished second in Wyoming school history with 454 tackles while adding 18 passes defended, 10 INTs and five forced fumbles
- Recorded 87 tackles (46 solo), three passes defended and two INTs as a senior in 2018, earning First-Team All-Mountain West honors
- Named First-Team All-Mountain West as a junior in 2017 after totaling 114 tackles and a career-high five INTs
- Recorded 131 total tackles in 2016, which ranked fourth in the FBS and first in the Mountain West
- Played in all 12 games (11 starts) as a freshman in 2015 and registered 122 total tackles
- His 6.9 solo tackles per game ranked No. 1 in the Mountain West and No. 4 in the NCAA

PERSONAL

- Attended Ralston Valley (Arvada, Colo.) High School and rushed for 1,653 yards on 190 carries in his senior season
- Earned first-team all-state honors after totaling 2,702 all-purpose yards
- Father, Dan, was a punter at the University of Nebraska
- Avid skier and golfer

ANDREW WINGARD'S NFL REGULAR SEASON DEFENSIVE STATISTICS

DATE	TEAM	GP	GS	TACKLES							INTERCEPTIONS						O. FUMB					ST				MISC	
				TK	S	A	TFL	YDS	SK	YDS	QBH	NO	YDS	LG	TD	PD	FF	FR	TD	YDS	TK	S	A	FF	FR	S	A
2019	Jaguars	16	2	19	14	5	0	0	1.0	3.0	2	0	0	0	0	0	1	0	0	0	11	8	3	0	0	0	0
2020	Jaguars	13	4	42	30	12	3	8	0.0	0.0	0	2	31	19	0	5	0	1	0	17	8	5	3	0	0	0	0
2021	Jaguars	15	15	86	56	30	2	2	1.0	1.0	1	1	23	23	0	1	0	0	0	0	2	1	1	0	0	0	0
NFL TOTALS		44	21	147	100	47	5	10	2.0	4.0	3	3	54	23	0	6	1	1	0	17	21	14	7	0	0	0	0



SINGLE-GAME HIGHS: DEFENSIVE

Total Tackles 9 vs. Houston Texans, Dec 19, 2021
 9 at Cincinnati Bengals, Oct 04, 2020
 ...1 more at 9.

Solo Tackles 7 at Tennessee Titans, Sep 20, 2020
 5 vs. Houston Texans, Dec 19, 2021
 ...7 more at 5.

Sacks 1.0 vs. Denver Broncos, Sep 19, 2021
 1.0 vs. Tampa Bay Buccaneers, Dec 01, 2019

Passes Defensed 1 vs. Arizona Cardinals, Sep 26, 2021
 1 at Indianapolis Colts, Jan 03, 2021
 ...4 more at 1.

Forced Fumbles 1 vs. Tampa Bay Buccaneers, Dec 01, 2019

Fumble Recoveries 1 vs. Cleveland Browns, Nov 29, 2020

Tackles For Loss 3 at Indianapolis Colts, Jan 03, 2021
 1 vs. Miami Dolphins, Oct 17, 2021
 ...1 more at 1.

Interceptions 1 vs. Arizona Cardinals, Sep 26, 2021
 1 at Indianapolis Colts, Jan 03, 2021
 ...1 more at 1.

Interception Return Yards 23 vs. Arizona Cardinals, Sep 26, 2021
 19 at Indianapolis Colts, Jan 03, 2021
 3 at Atlanta Falcons, Dec 22, 2019
 2 vs. Chicago Bears, Dec 27, 2020
 ...2 more at 2.

Special Teams Tackles 3 at Atlanta Falcons, Dec 22, 2019
 2 vs. Chicago Bears, Dec 27, 2020
 ...2 more at 2.

Longest Opponent's Fumble Return 17 vs. Cleveland Browns, Nov 29, 2020

2021 GAME-BY-GAME REGULAR-SEASON STATISTICS (JAGUARS)

DATE	OPPONENT	P/S	TACKLES								INTERCEPTIONS					O. FUMB				ST				MISC		W/L	SCORE		
			TK	S	A	SK	YDS	TFL	YDS	QBH	NO	YDS	LG	TD	PD	FF	FR	TD	YDS	TK	S	A	FF	FR	S			A	
09/12	at Texans	S	5	4	1	0.0	0.0	0	0	0	0	0	0	0	0	0	0	0	0	0	0	0	0	0	0	0	0	L	21-37
09/19	Broncos	S	8	5	3	1.0	1.0	1	1	1	0	0	0	0	0	0	0	0	0	0	0	0	0	0	0	0	L	13-23	
09/26	Cardinals	S	7	4	3	0.0	0.0	0	0	0	1	23	23	0	1	0	0	0	0	0	0	0	0	0	0	0	L	19-31	
09/30	at Bengals	S	6	4	2	0.0	0.0	0	0	0	0	0	0	0	0	0	0	0	0	0	0	0	0	0	0	L	21-24		
10/10	Titans	S	5	5	0	0.0	0.0	0	0	0	0	0	0	0	0	0	0	0	0	0	0	0	0	0	0	L	19-37		
10/17	Dolphins	S	7	5	2	0.0	0.0	1	1	0	0	0	0	0	0	0	0	0	0	0	0	0	0	0	0	W	23-20		
10/31	at Seahawks	S	2	0	2	0.0	0.0	0	0	0	0	0	0	0	0	0	0	0	0	0	0	0	0	0	0	L	7-31		
11/07	Bills	S	2	2	0	0.0	0.0	0	0	0	0	0	0	0	0	0	0	0	0	0	0	0	0	0	0	W	9-6		
11/14	at Colts	S	3	2	1	0.0	0.0	0	0	0	0	0	0	0	0	0	0	0	0	0	0	0	0	0	0	L	17-23		
11/21	49ers	S	7	4	3	0.0	0.0	0	0	0	0	0	0	0	0	0	0	0	0	0	0	0	0	0	0	L	10-30		
11/28	Falcons	S	5	5	0	0.0	0.0	0	0	0	0	0	0	0	0	0	0	0	0	0	0	0	0	0	0	L	14-21		
12/05	at Rams	S	8	3	5	0.0	0.0	0	0	0	0	0	0	0	0	0	0	0	0	0	0	0	0	0	0	L	7-37		
12/12	at Titans	S	8	5	3	0.0	0.0	0	0	0	0	0	0	0	0	0	0	0	0	0	0	0	0	0	0	L	0-20		
12/19	Texans	S	9	5	4	0.0	0.0	0	0	0	0	0	0	0	0	0	0	0	0	0	0	0	0	0	0	L	16-30		
12/26	at Jets	S	4	3	1	0.0	0.0	0	0	0	0	0	0	0	0	0	0	0	0	0	0	0	0	0	0	L	21-26		
01/02	at Patriots																									L	10-50		
01/09	Colts																									W	26-11		
2021 TOTALS			15-15	86	56	30	1.0	1.0	2	2	1	1	23	23	0	1	0	0	0	0	0	2	1	0	0	0	0	3-14	





LUJUAN WINNINGHAM | 15

POSITION: WIDE RECEIVER

HT: 6-3 | WT: 198 | DOB: 4-1-1999

COLLEGE: CENTRAL ARKANSAS

HOMETOWN: HUMBLE, TEXAS

ACQ: FA-'22

EXP: R

@LWinningham11

@winningham11

KEY TRANSACTIONS

- Originally signed with Jacksonville as an undrafted free agent on 5/2/22

COLLEGE

- In 2021, started all nine games and caught 42 passes for 700 yards and five TDs
- Preseason All-ASUN selection 2021
- Preseason All-America selection by Hero Sports and Stats Perform 2021

PERSONAL

- Attended Atascoita High School and as a senior caught 57 receptions for 923 yards and 13 TDs
- 1st-team All-District 16 Class 6A (2016)
- Finalist for VYPE High School Sports Houston Area Wide Receiver (2016)
- Led the team to state finals in 2016

LUJUAN WINNINGHAM'S COLLEGE RECEIVING STATISTICS

DATE	TEAM	GP	GS	NO.	YDS	RECEIVING		
						AVG	LG	TD
2017	Central Arkansas	1	0	0	0	0	0	0
2018	Central Arkansas	10	0	12	158	13.2	36	1
2019	Central Arkansas	9	0	50	814	16.3	80	8
2020	Central Arkansas	9	9	37	522	14.1	39	12
2021	Central Arkansas	7	7	42	700	16.6	80	5
TOTALS		36	16	141	2,194	15.05	80	26



DEFENSIVE STATS

2021 REGULAR SEASON JACKSONVILLE JAGUARS DEFENSIVE STATS (THROUGH WEEK 18)

POS.	PLAYER	TKL.	AST.	COMB	TFL	SACKS/SK.	YDS.	PR	FR	FF	INT./YDS.	PD
WILL	M. Jack	62	46	108	3	0.0/0.0		2	0	0	0/0	0
MIKE	D. Wilson	57	47	104	5	3.0/28.0		5	0	1	1/1	5
SS	A. Wingard	56	30	86	2	1.0/1.0		1	0	0	1/23	1
CB	T. Campbell	49	24	73	2	0.0/0.0		0	0	0	2/3	10
OLB	J. Allen	46	25	71	12	7.5/70.0		14	1	1	1/11	4
FS	R. Jenkins	49	17	66	1	0.0/0.0		1	0	0	0/0	3
DT	M. Brown	30	27	57	4	2.0/6.0		3	0	0	0/0	1
CB	R. Ford	37	13	50	1	0.5/2.5		2	0	0	1/8	3
CB	S. Griffin	36	13	49	0	0.0/0.0		2	0	1	0/0	7
NT	D. Hamilton	26	20	46	2	1.0/12.0		2	1	0	0/0	2
DE	R. Robertson-Harris	21	16	37	4	3.0/23.0		9	0	0	0/0	2
DT	D. Smoot	22	14	36	7	6.0/48.5		16	0	1	0/0	3
OLB	J. Ward	10	22	32	3	2.0/10.0		7	0	0	0/0	0
OLB	K. Chaisson	20	11	31	3	1.0/2.0		4	0	0	0/0	0
DE	A. Gotsis	20	7	27	6	3.0/17.0		7	0	0	0/0	0
CB	N. Lawson	20	7	27	0	0.0/0.0		0	0	0	1/11	5
MIKE	S. Quarterman	13	12	25	1	0.0/0.0		0	0	0	0/0	0
FS	D. Thomas	16	8	24	0	0.0/0.0		0	0	0	0/0	0
KR/CB	C. Claybrooks	13	9	22	0	0.0/0.0		0	0	0	0/0	2
FS	A. Cisco	17	4	21	0	0.0/0.0		0	0	1	0/0	2
CB	T. Herndon	12	5	17	1	0.0/0.0		0	0	0	0/0	0
DE	T. Bryan	10	5	15	4	2.0/16.0		8	0	0	0/0	0
WILL	C. Russell	8	6	14	0	0.0/0.0		0	0	0	0/0	0
CB	C. Henderson	6	2	8	1	0.0/0.0		0	0	0	0/0	0
OLB	L. McCray	4	2	6	1	0.0/0.0		0	0	0	0/0	0
WILL	D. Allen	1	4	5	0	0.0/0.0		0	0	1	0/0	0
OLB	J. Jones	1	1	2	0	0.0/0.0		0	0	0	0/0	0
NT	J. Tufele	1	1	2	0	0.0/0.0		0	0	0	0/0	0
SS	B. McDougald	0	2	2	0	0.0/0.0		0	0	0	0/0	0
DT	D. Costin	1	0	1	0	0.0/0.0		0	0	0	0/0	0
TOTALS		664	400	1064	63	32.0/236.0		83	2	6	7/57	50

2021 REGULAR SEASON JAGUARS SPECIAL TEAMS STATS

POS.	PLAYER	TKL.	AST.	COMB.
FS	Jenkins, Rayshawn	7	0	7
RB	Ogunbowale, Dare	6	1	7
KR/CB	Claybrooks, Chris	4	3	7
OLB	McCray, Lerentee	3	2	5
MIKE	Quarterman, Shaquille	3	2	5
FS	Cisco, Andre	2	3	5
WILL	Allen, Dakota	3	1	4
WILL	Russell, Chapelle	2	2	4
MIKE	Adams, Tyrell	3	0	3
RB	Cottrell, Nathan	2	1	3
CB	Ford, Rudy	2	1	3
FS	Thomas, Daniel	1	2	3
LS	Maticcik, Ross	2	0	2
MIKE	Wilson, Damien	2	0	2
P	Cooke, Logan	1	1	2
CB	Lawson, Nevin	1	1	2
SS	Wingard, Andrew	1	1	2
SS	Rusnak, Brandon	1	0	1
OLB	Smith, Jordan	1	0	1
WR	Treadwell, Laquon	1	0	1
TE	Hollister, Jacob	0	1	1
TOTALS		48	22	70

DEFENSIVE SCORES

INT (0)
FR (0)
Safety (0)

SPECIAL TEAMS BIG PLAYS

FR (0)
TD (2)

B.McManus kicks 67 yards from DEN 35 to JAX -2. J.Agnew for 102 yards. **vs. DEN (09/19/21)**
(:02) M.Prater 68 yard field goal is No Good, Center-A.Brewer, Holder-A.Lee. J.Agnew at JAX -9 for 109 yards. **vs. ARI (09/26/21)**

REGULAR SEASON DEFENSIVE AND SPECIAL TEAMS STATISTICS ARE BASED ON PRESS BOX STATISTICS.



BIG PLAYS: RUSH 10+, RECEPTIONS 20+, RETURNS 30+

DATE	OPPONENT	RUSHES				RECEPTIONS				RETURNS			
		GAIN	PLAYER	QTR	DR RESULT	GAIN	PLAYER	QTR	DR RESULT	GAIN	PLAYER	QTR	DR RESULT
09/12	at Houston	13	Carlos Hyde	2	TD	33	Marvin Jones Jr.	1	Miss FG				
						27	DJ Chark Jr.	2'	TD				
						22t	Chris Manhertz	2'	TD				
						41t	DJ Chark Jr.	3	TD				
						22	James O'Shaughnessy	4	TD				
09/19	Denver	10	Trevor Lawrence	2	Miss FG	24	James O'Shaughnessy	1'	TD	102t	Jamal Agnew (KR)	4	TD
		12	James Robinson	3	INT	25t	Marvin Jones Jr.	1	TD				
		11	Trevor Lawrence	4	INT								
09/26	Arizona	18	Carlos Hyde	2	TD	20	Laviska Shenault Jr.	2	INT				
		17	James Robinson	3'	TD	25	DJ Chark Jr.	4	Fumble				
		10	James Robinson	3'	TD								
		21	James Robinson	3'	TD								
		10	Trevor Lawrence	4	Punt								
09/30	at Cincinnati	11	Laviska Shenault Jr.	1	Punt	52	Laviska Shenault Jr.	2	Downs				
		11	Jamal Agnew	1'	TD	27	Jamal Agnew	3'	TD				
		11	Trevor Lawrence	1'	TD	20	Laviska Shenault Jr.	3	TD				
		12	James Robinson	1'	TD								
		20	James Robinson	2	TD								
10/10	Tennessee	58	James Robinson	1	TD	25	Marvin Jones Jr.	2'	TD				
		10	James Robinson	2'	Miss FG	22	Tavon Austin	2'	TD				
		12	James Robinson	2'	Miss FG	58	Laviska Shenault Jr.	4	Downs				
		10	James Robinson	3	TD								
10/17	Miami	24	James Robinson	3	TD	24	Jamal Agnew	1	FG				
		12	Trevor Lawrence	3	Fumble	20	Marvin Jones Jr.	2	Punt				
						28t	Marvin Jones Jr.	2	TD				
						29	Jamal Agnew	3	TD				
						21	Luke Farrell	3	Downs				
				20	Marvin Jones Jr.	4	FG						
10/31	at Seattle	14	James Robinson	1	Punt								
11/07	Buffalo	15	Carlos Hyde	2	FG	23	Jamal Agnew	1	FG				
		11	Jamal Agnew	3	Miss FG	28	Dan Arnold	2	Fumble				
11/14	at Indianapolis	66t	Jamal Agnew	1	TD	24	Dan Arnold	2	FG				
		12	Trevor Lawrence	2	Punt	23	Marvin Jones Jr.	4	TD				
		10	James Robinson	3'	Miss FG								
		14	James Robinson	3'	Miss FG								
		18	James Robinson	4	TD								
11/21	San Francisco	10	Trevor Lawrence	2	FG	22	Marvin Jones Jr.	4	TD				
11/28	Atlanta	12	James Robinson	3	TD	24	Laviska Shenault Jr.	2'	FG				
		10	Trevor Lawrence	4'	FG	21	Marvin Jones Jr.	2'	FG				
		10	Trevor Lawrence	4	FG	21	James O'Shaughnessy	3	TD				
						26	James Robinson	4'	FG				
				20	Laquon Treadwell	4	FG						
12/05	at L.A. Rams	10	Carlos Hyde	1	TD	28	Laquon Treadwell	1	TD				
		13	James Robinson	3	Downs								
12/12	at Tennessee					31	Marvin Jones Jr.	2	Half				
						41	Laquon Treadwell	3	INT				
12/19	Houston	10	Laviska Shenault Jr.	1	FG	30	James O'Shaughnessy	1	FG	48	Jaydon Mickens (PR)	3	Punt
		12	James Robinson	1'	TD	21	Laquon Treadwell	2	TD				
		16	James Robinson	2'	TD								
		10	Trevor Lawrence	4	Game								
12/26	at N.Y. Jets	26	Trevor Lawrence	4	Downs	20	Laquon Treadwell	1	TD				
						25	Tavon Austin	3	FG				
						22	James O'Shaughnessy	4	TD				
01/02	at New England	15	Trevor Lawrence	1	FG	40	Laquon Treadwell	1	FG				
						24	Marvin Jones Jr.	2	INT				
						22	Marvin Jones Jr.	2	Half				
						28t	Dare Ogunbowale	4	TD				
01/09	Indianapolis	12	Dare Ogunbowale	2	FG	29	Marvin Jones Jr.	2	FG				
		26	Ryquell Armstead	3	TD								

* - result within the same drive



BIG YARDAGE GAMES

2021 REGULAR SEASON BIG YARDAGE GAMES

100-YARD PASS RECEIVERS							
DATE	OPPONENT	PLAYER	REC.	YDS.	AVG.	LG	TD
10/17	vs. Dolphins	Marvin Jones Jr.	7	100	14.3	28T	1
100-YARD RUSHERS							
DATE	OPPONENT	PLAYER	ATT.	YDS.	AVG.	LG	TD
10/10	vs. Titans	James Robinson	18	149	8.3	58	1
300-YARD PASSERS							
DATE	OPPONENT	PLAYER	ATT.	YDS.	COMP.	LG	TD
9/12	at Texans	Trevor Lawrence	51	332	28	41T	3
10/17	vs. Dolphins	Trevor Lawrence	41	319	25	29	1

2021 OPPONENTS BIG YARDAGE GAMES

100-YARD PASS RECEIVERS							
DATE	OPPONENT	PLAYER	REC.	YDS.	AVG.	LG	TD
9/12	at Texans	Brandin Cooks	5	132	26.4	52	0
9/19	vs. Broncos	Courtland Sutton	9	159	17.7	55	0
9/26	vs. Cardinals	A.J. Green	5	112	22.4	36	0
9/26	vs. Cardinals	Christian Kirk	7	104	14.9	33	0
9/30	at Bengals	Tyler Boyd	9	118	13.1	33	0
10/17	vs. Dolphins	Mike Gesicki	8	115	14.4	32	0
10/31	at Seahawks	Tyler Lockett	12	142	11.8	28	0
12/5	at Rams	Cooper Kupp	8	129	16.1	43	1
12/19	vs. Texans	Brandin Cooks	7	102	14.6	43T	2
100-YARD RUSHERS							
DATE	OPPONENT	PLAYER	ATT.	YDS.	AVG.	LG	TD
10/10	vs. Titans	Derrick Henry	29	130	4.5	15	3
11/14	at Colts	Jonathan Taylor	21	116	5.5	34	1
11/28	vs. Falcons	Cordarrelle Patterson	16	108	6.8	27	2
12/5	at Rams	Sony Michel	24	121	5.0	25	1
12/26	at Jets	Michael Carter	16	118	7.4	38	0
1/2	at Patriots	Rhamondre Stevenson	19	107	5.6	15	2
300-YARD PASSERS							
DATE	OPPONENT	PLAYER	ATT.	YDS.	COMP.	LG	TD
9/19	vs. Broncos	Teddy Bridgewater	34	328	26	55	2
9/26	vs. Cardinals	Kyler Murray	34	316	28	36	0
9/30	at Bengals	Joe Burrow	32	348	25	44	2
10/17	vs. Dolphins	Tua Tagovailoa	47	329	33	32	2



TAKEAWAY/GIVEAWAY CHART - TEAM AND OPPONENT

DATE	OPPONENT	FORCED TURNOVERS			TURNOVERS CONVERTED					OUTCOME
		FUM	INTS	TOTAL	TD	FG	PTS.	PTS. PCT.	TD PCT.	NET DIFF.
09/12	Jacksonville	0	0	0	0	0	0	0.0	0.0	-3
	at Houston	0	3	3	0	1	3	33.3	0.0	+3
09/19	Jacksonville	0	0	0	0	0	0	0.0	0.0	-2
	Denver	0	2	2	0	2	6	100.0	0.0	+2
09/26	Jacksonville	0	1	1	0	0	0	0.0	0.0	-3
	Arizona	2	2	4	1	0	6	25.0	100.0	+3
09/30	Jacksonville	0	0	0	0	0	0	0.0	0.0	0
	at Cincinnati	0	0	0	0	0	0	0.0	0.0	0
10/10	Jacksonville	0	0	0	0	0	0	0.0	0.0	-2
	Tennessee	1	1	2	1	0	7	50.0	100.0	+2
10/17	Jacksonville	0	1	1	0	0	0	0.0	0.0	0
	Miami	1	0	1	0	0	0	0.0	0.0	0
10/31	Jacksonville	0	0	0	0	0	0	0.0	0.0	-1
	at Seattle	0	1	1	1	0	7	100.0	100.0	+1
11/07	Jacksonville	1	2	3	0	1	3	33.3	0.0	+2
	Buffalo	1	0	1	0	0	0	0.0	0.0	-2
11/14	Jacksonville	0	0	0	0	0	0	0.0	0.0	-1
	at Indianapolis	1	0	1	0	0	0	0.0	0.0	+1
11/21	Jacksonville	0	0	0	0	0	0	0.0	0.0	-2
	San Francisco	2	0	2	1	1	10	100.0	50.0	+2
11/28	Jacksonville	0	1	1	0	0	0	0.0	0.0	-1
	Atlanta	1	1	2	1	0	7	50.0	100.0	+1
12/05	Jacksonville	0	0	0	0	0	0	0.0	0.0	-2
	at L.A. Rams	2	0	2	2	0	14	100.0	100.0	+2
12/12	Jacksonville	0	0	0	0	0	0	0.0	0.0	-4
	at Tennessee	0	4	4	0	1	3	25.0	0.0	+4
12/19	Jacksonville	0	1	1	0	1	3	100.0	0.0	+1
	Houston	0	0	0	0	0	0	0.0	0.0	-1
12/26	Jacksonville	0	0	0	0	0	0	0.0	0.0	-1
	at N.Y. Jets	1	0	1	0	0	0	0.0	0.0	+1
01/02	Jacksonville	0	0	0	0	0	0	0.0	0.0	-3
	at New England	0	3	3	3	0	21	100.0	100.0	+3
01/09	Jacksonville	1	1	2	1	1	10	100.0	50.0	+2
	Indianapolis	0	0	0	0	0	0	0.0	0.0	-2
JAGUARS		2	7	9	1	3	16	44.4	25.0	-20
OPPONENTS		12	17	29	10	5	84	51.7	66.7	+20



TURNOVER CHART

2021 REGULAR SEASON - DEFENSIVE TAKEAWAYS

DATE	OPPONENT	TAKEAWAY	QTR.	SCORE	YD-LINE	RESULT
09/12	at Houston	None				
09/19	Denver	None				
09/26	Arizona	A. Wingard INT (K. Murray)	3	13-7	JAX-(-1)	Punt
09/30	at Cincinnati	None				
10/10	Tennessee	None				
10/17	Miami	N. Lawson INT (T. Tagovailoa)	3	17-13	MIA-39	Downs
10/31	at Seattle	None				
11/07	Buffalo	R. Ford INT (J. Allen)	3	6-6	JAX-19	Missed FG
		J. Allen INT (J. Allen)	3	6-6	BUF-41	FG
		J. Allen FR (D. Smoot FF)	4	9-6	JAX-37	Punt
11/14	at Indianapolis	None				
11/21	San Francisco	None				
11/28	Atlanta	T. Campbell INT (M. Ryan)	2	3-14	50	Downs
12/05	at L.A. Rams	None				
12/12	at Tennessee	None				
12/19	Houston	T. Campbell INT (D. Mills)	4	13-23	HST-25	FG
12/26	at N.Y. Jets	None				
01/02	at New England	None				
01/09	Indianapolis	D. Hamilton FR (D. Wilson FF)	3	13-3	IND-23	FG
		D. Wilson INT (C. Wentz)	3	16-3	IND-46	TD

2021 REGULAR SEASON - OFFENSIVE GIVEAWAYS

DATE	OPPONENT	TAKEAWAY	QTR.	SCORE	YD-LINE	RESULT
09/12	at Houston	T. Lawrence INT (J. Reid)	2	7-17	HST-31	Punt
		T. Lawrence INT (V. Hargreaves III)	2	7-17	JAX-25	FG
		T. Lawrence INT (C. Kirksey)	4	14-37	HST-23	Punt
09/19	Denver	T. Lawrence INT (K. Jackson)	3	7-17	DEN-42	FG
		T. Lawrence INT (P. Surtain II)	4	7-20	DEN-6	FG
09/26	Arizona	T. Lawrence INT (B. Murphy Jr.)	2	0-7	ARZ-7	Punt
		T. Lawrence INT (B. Murphy Jr.)	3	19-24	JAX-29	TD
		T. Lawrence fumble (C. Jones FR)	4	19-31	ARZ-23	Punt
		T. Lawrence fumble (J. Hicks FF; Z. Allen FR)	4	19-31	ARZ-27	EOG
09/30	at Cincinnati	None				
10/10	Tennessee	D. Arnold fumble (E. Molden FF; K. Byard FR)	1	0-7	JAX-30	TD
		T. Lawrence INT (K. Byard)	4	19-37	TEN-(-5)	EOG
10/17	Miami	T. Lawrence fumble (C. Wilkins FF; Z. Sieler FR)	3	17-13	MIA-34	INT
10/31	at Seattle	T. Lawrence INT (Q. Diggs)	2	0-7	SEA-18	TD
11/07	Buffalo	C. Hyde fumble (J. Hughes FF; L. Wallace FR)	2	6-6	BUF-20	Punt
11/14	at Indianapolis	T. Lawrence fumble (D. Odeyingbo FF; K. Turay FR)	4	17-23	IND-45	EOG
11/21	San Francisco	L. Shenault Jr. fumble (J. Norman FF; F. Warner FR)	2	0-10	JAX-35	TD
11/28	Atlanta	T. Lawrence INT (D. Harmon)	2	0-7	ATL-1	Punt
		J. Robinson fumble (A. Rush FF; M. Davidson FR)	2	0-7	JAX-29	TD
12/05	at L.A. Rams	J. Robinson fumble (A. Donald FF; J. Ramsey FR)	1	0-3	JAX-35	TD
		C. Hyde fumble (A. Robinson FF; T. Rapp FR)	3	7-30	LA-45	TD
12/12	at Tennessee	T. Lawrence INT (R. Evans)	3	0-10	TEN-43	Punt
		T. Lawrence INT (J. Brown)	3	0-17	TEN-31	Punt
		T. Lawrence INT (K. Fulton)	4	0-17	TEN-18	Punt
		T. Lawrence INT (B. Skrine)	4	0-17	JAX-31	FG
12/19	Houston	None				
12/26	at N.Y. Jets	T. Lawrence fumble (C. Mosley FF; R. Blair FR)	3	6-16	JAX-19	Downs
01/02	at New England	T. Lawrence INT (M. Bryant)	2	3-14	NE-34	TD
		T. Lawrence INT (J. Jackson)	2	3-21	JAX-43	TD
		T. Lawrence INT (K. Dugger)	3	3-34	JAX-21	TD
01/09	Indianapolis	None				

2021 REGULAR SEASON - SPECIAL TEAMS/MISC GIVEAWAYS

DATE	OPPONENT	TAKEAWAY	QTR.	SCORE	YD-LINE	RESULT
11/21	San Francisco	T. Austin; T. Sherfield FR	4	3-27	JAX-44	FG



RED ZONE + OPPONENTS

JAGUARS 2021 REGULAR SEASON INSIDE 20 EFFICIENCY

JAGUARS																			
Date	Opponent	Num Drives	TD	PAT	2-Pt.	Miss PAT	FG	FGA	Blk/MFG	INT	Fum	Dwns	Drive Ends			TD%	Score Pct.	Pts/Poss	
													Half	Game	Pts				
09/12	at Houston	1	1	1	0	0	0	0	0	0	0	0	0	0	0	7	100.0	100.0	7.0
09/19	Denver	0	0	0	0	0	0	0	0	0	0	0	0	0	0	0	0.0	0.0	0.0
09/26	Arizona	4	2	1	0	1	0	0	0	1	1	0	0	0	13	50.0	50.0	3.3	
09/30	at Cincinnati	4	3	3	0	0	0	0	0	0	0	1	0	0	21	75.0	75.0	5.3	
10/10	Tennessee	5	3	1	0	1	0	0	0	1	0	1	0	0	19	60.0	60.0	3.8	
10/17	Miami	2	1	1	0	0	0	0	0	0	0	1	0	0	7	50.0	50.0	3.5	
10/31	at Seattle	1	1	1	0	0	0	0	0	0	0	0	0	0	7	100.0	100.0	7.0	
11/07	Buffalo	2	0	0	0	0	2	2	0	0	0	0	0	0	6	0.0	100.0	3.0	
11/14	at Indianapolis	1	1	0	1	0	0	0	0	0	0	0	0	0	8	100.0	100.0	8.0	
11/21	San Francisco	2	1	1	0	0	1	1	0	0	0	0	0	0	10	50.0	100.0	5.0	
11/28	Atlanta	3	1	0	1	0	2	2	0	0	0	0	0	0	14	33.3	100.0	4.7	
12/05	at L.A. Rams	1	1	1	0	0	0	0	0	0	0	0	0	0	7	100.0	100.0	7.0	
12/12	at Tennessee	0	0	0	0	0	0	0	0	0	0	0	0	0	0	0.0	0.0	0.0	
12/19	Houston	3	1	1	0	0	2	2	0	0	0	0	0	0	13	33.3	100.0	4.3	
12/26	at N.Y. Jets	4	2	0	0	0	1	1	0	0	0	1	0	0	15	50.0	75.0	3.8	
01/02	at New England	1	0	0	0	0	1	1	0	0	0	0	0	0	3	0.0	100.0	3.0	
01/09	Indianapolis	5	2	2	0	0	3	3	0	0	0	0	0	0	23	40.0	100.0	4.6	
TOTALS		39	20	13	2	2	12	12	0	2	1	4	0	0	173	51.3	82.1	4.4	

OPPONENT 2021 REGULAR SEASON INSIDE 20 EFFICIENCY

OPPONENT																		
Date	Opponent	Num Drives	TD	PAT	2-Pt.	Miss PAT	FG	FGA	Blk/MFG	INT	Fum	Dwns	Drive Ends			TD%	Score Pct.	Pts/Poss
													Half	Game	Pts			
09/12	at Houston	6	4	4	0	0	2	2	0	0	0	0	0	0	34	66.7	100.0	5.7
09/19	Denver	4	2	2	0	0	1	1	0	0	0	0	0	1	17	50.0	75.0	4.3
09/26	Arizona	4	3	3	0	0	1	1	0	0	0	0	0	0	24	75.0	100.0	6.0
09/30	at Cincinnati	2	1	1	0	0	1	1	0	0	0	0	0	0	10	50.0	100.0	5.0
10/10	Tennessee	5	4	3	0	1	1	1	0	0	0	0	0	0	30	80.0	100.0	6.0
10/17	Miami	4	2	2	0	0	2	2	0	0	0	0	0	0	20	50.0	100.0	5.0
10/31	at Seattle	4	3	3	0	0	1	1	0	0	0	0	0	0	24	75.0	100.0	6.0
11/07	Buffalo	1	0	0	0	0	1	1	0	0	0	0	0	0	3	0.0	100.0	3.0
11/14	at Indianapolis	4	1	1	0	0	3	3	0	0	0	0	0	0	16	25.0	100.0	4.0
11/21	San Francisco	3	2	2	0	0	1	1	0	0	0	0	0	0	17	66.7	100.0	5.7
11/28	Atlanta	3	3	3	0	0	0	0	0	0	0	0	0	0	21	100.0	100.0	7.0
12/05	at L.A. Rams	4	3	3	0	0	1	1	0	0	0	0	0	0	24	75.0	100.0	6.0
12/12	at Tennessee	3	2	2	0	0	1	1	0	0	0	0	0	0	17	66.7	100.0	5.7
12/19	Houston	1	0	0	0	0	1	1	0	0	0	0	0	0	3	0.0	100.0	3.0
12/26	at N.Y. Jets	4	1	1	0	0	1	1	0	0	0	2	0	0	10	25.0	50.0	2.5
01/02	at New England	6	6	5	0	0	0	0	0	0	0	0	0	0	41	100.0	100.0	6.8
01/09	Indianapolis	3	1	0	1	0	1	1	0	0	0	1	0	0	11	33.3	66.7	3.7
TOTALS		61	38	35	1	1	19	19	0	0	0	3	0	1	322	62.3	93.4	5.3



GOAL TO GO SITUATIONS + OPPONENTS

JAGUARS 2021 REGULAR SEASON GOAL-TO-GO

JAGUARS																		
Date	Opponent	Pos	TD	PAT	2-Pt.	Miss PAT	FG	FGA	Blk/MFG	INT	Fum	Dwns	Drive Ends			TD%	Score	
													Half	Game	Pts		Pct.	Pts/Poss
09/12	at Houston	1	1	1	0	0	0	0	0	0	0	0	0	0	7	100.0	100.0	7.0
09/19	Denver	0	0	0	0	0	0	0	0	0	0	0	0	0	0	0.0	0.0	0.0
09/26	Arizona	1	1	0	0	1	0	0	0	0	0	0	0	0	6	100.0	100.0	6.0
09/30	at Cincinnati	3	2	2	0	0	0	0	0	0	1	0	0	0	14	66.7	66.7	4.7
10/10	Tennessee	5	3	1	0	1	0	0	0	1	0	1	0	0	19	60.0	60.0	3.8
10/17	Miami	1	1	1	0	0	0	0	0	0	0	0	0	0	7	100.0	100.0	7.0
10/31	at Seattle	0	0	0	0	0	0	0	0	0	0	0	0	0	0	0.0	0.0	0.0
11/07	Buffalo	1	0	0	0	0	1	1	0	0	0	0	0	0	3	0.0	100.0	3.0
11/14	at Indianapolis	1	1	0	1	0	0	0	0	0	0	0	0	0	8	100.0	100.0	8.0
11/21	San Francisco	1	1	1	0	0	0	0	0	0	0	0	0	0	7	100.0	100.0	7.0
11/28	Atlanta	3	1	0	1	0	2	2	0	0	0	0	0	0	14	33.3	100.0	4.7
12/05	at L.A. Rams	1	1	1	0	0	0	0	0	0	0	0	0	0	7	100.0	100.0	7.0
12/12	at Tennessee	0	0	0	0	0	0	0	0	0	0	0	0	0	0	0.0	0.0	0.0
12/19	Houston	1	1	1	0	0	0	0	0	0	0	0	0	0	7	100.0	100.0	7.0
12/26	at N.Y. Jets	4	1	0	0	0	1	1	0	0	1	1	0	0	9	25.0	50.0	2.3
01/02	at New England	0	0	0	0	0	0	0	0	0	0	0	0	0	0	0.0	0.0	0.0
01/09	Indianapolis	3	2	2	0	0	1	1	0	0	0	0	0	0	17	66.7	100.0	5.7
TOTALS		26	16	10	2	2	5	5	0	1	1	3	0	0	125	61.5	80.8	4.8

OPPONENT 2021 REGULAR SEASON GOAL-TO-GO

OPPONENT																		
Date	Opponent	Pos	TD	PAT	2-Pt.	Miss PAT	FG	FGA	Blk/MFG	INT	Fum	Dwns	Drive Ends			TD%	Score	
													Half	Game	Pts		Pct.	Pts/Poss
09/12	at Houston	4	3	3	0	0	1	1	0	0	0	0	0	0	24	75.0	100.0	6.0
09/19	Denver	2	0	0	0	0	1	1	0	0	0	0	0	1	3	0.0	50.0	1.5
09/26	Arizona	3	3	3	0	0	0	0	0	0	0	0	0	0	21	100.0	100.0	7.0
09/30	at Cincinnati	1	1	1	0	0	0	0	0	0	0	0	0	0	7	100.0	100.0	7.0
10/10	Tennessee	3	3	2	0	1	0	0	0	0	0	0	0	0	20	100.0	100.0	6.7
10/17	Miami	4	2	2	0	0	2	2	0	0	0	0	0	0	20	50.0	100.0	5.0
10/31	at Seattle	3	2	2	0	0	1	1	0	0	0	0	0	0	17	66.7	100.0	5.7
11/07	Buffalo	1	0	0	0	0	1	1	0	0	0	0	0	0	3	0.0	100.0	3.0
11/14	at Indianapolis	1	1	1	0	0	0	0	0	0	0	0	0	0	7	100.0	100.0	7.0
11/21	San Francisco	2	2	2	0	0	0	0	0	0	0	0	0	0	14	100.0	100.0	7.0
11/28	Atlanta	1	1	1	0	0	0	0	0	0	0	0	0	0	7	100.0	100.0	7.0
12/05	at L.A. Rams	3	3	3	0	0	0	0	0	0	0	0	0	0	21	100.0	100.0	7.0
12/12	at Tennessee	2	2	2	0	0	0	0	0	0	0	0	0	0	14	100.0	100.0	7.0
12/19	Houston	0	0	0	0	0	0	0	0	0	0	0	0	0	0	0.0	0.0	0.0
12/26	at N.Y. Jets	3	1	1	0	0	1	1	0	0	0	1	0	0	10	33.3	66.7	3.3
01/02	at New England	5	5	5	0	0	0	0	0	0	0	0	0	0	35	100.0	100.0	7.0
01/09	Indianapolis	1	0	0	0	0	0	0	0	0	0	1	0	0	0	0.0	0.0	0.0
TOTALS		39	29	28	0	1	7	7	0	0	0	2	0	1	223	74.4	92.3	5.7



DRIVE CHARTS

2021 REGULAR SEASON

WEEK 1: JAGUARS 21, TEXANS 37

SEPTEMBER 12, 2021

JAGUARS														TEXANS													
#	RECD	LOST	POSS	OBTAINED	BEGAN	PLAYS	YDS	PEN	NET	1ST	ENDED	GIVEN UP		#	RECD	LOST	POSS	OBTAINED	BEGAN	PLAYS	YDS	PEN	NET	1ST	ENDED	GIVEN UP	
1	14:11	13:41	0:30	Punt	JAX 21	3	13	-5	8	0	JAX 29	Punt		1	15:00	14:11	0:49	Kickoff	HOU 25	3	6	0	6	0	HOU 31	Punt	
2	06:39	04:39	2:00	Kickoff	JAX 25	5	48	-10	38	1	HOU 37	Missed FG		2	13:41	06:39	7:02	Punt	HOU 16	14	84	0	84	5	JAX 1	Touchdown	
3	02:25	12:20	5:05	Kickoff	JAX 25	11	80	-5	75	5	HOU 22	Touchdown		3	04:39	02:25	2:14	Missed FG	HOU 45	5	55	0	55	3	JAX 7	Touchdown	
4	08:07	04:42	3:25	Kickoff	JAX 25	6	35	-10	25	2	JAX 43	Interception		4	12:20	08:07	4:13	Kickoff	HOU 24	9	59	-5	54	2	JAX 22	Field Goal	
5	03:21	02:17	1:04	Punt	JAX 7	2	6	-5	1	0	JAX 8	Interception		5	04:42	03:21	1:21	Interception	JAX 48	3	8	-5	3	0	JAX 45	Punt	
6	00:59	00:37	0:22	Kickoff	JAX 25	3	0	0	0	0	JAX 25	Punt		6	02:17	00:59	1:18	Interception	JAX 7	5	7	-7	0	1	JAX 7	Field Goal	
7	00:08	00:00	0:08	Kickoff	JAX 25	1	-2	0	-2	0	JAX 25	End Half		7	00:37	00:08	0:29	Punt	HOU 31	4	69	0	69	2	JAX 8	Touchdown	
8	15:00	13:39	1:21	Kickoff	JAX 25	3	5	0	5	0	JAX 30	Punt		8	13:39	09:47	3:52	Punt	HOU 28	6	22	0	22	1	HOU 41	Punt	
9	09:47	08:08	1:39	Punt	JAX 11	3	8	0	8	0	JAX 19	Punt		9	08:08	03:24	4:44	Punt	HOU 32	9	68	0	68	4	JAX 5	Touchdown	
10	03:24	01:48	1:36	Kickoff	JAX 25	4	60	15	75	3	HOU 41	Touchdown		10	01:48	00:15	1:33	Kickoff	HOU 22	3	6	0	6	0	HOU 28	Punt	
11	00:15	14:49	0:26	Punt	JAX 21	3	7	0	7	0	JAX 28	Punt		11	14:49	11:56	2:53	Punt	HOU 31	7	38	24	62	3	JAX 7	Field Goal	
12	11:56	09:39	2:17	Kickoff	JAX 25	8	38	0	38	2	HOU 37	Interception		12	09:39	07:41	1:58	Interception	HOU 24	3	9	0	9	0	HOU 33	Punt	
13	07:41	05:23	2:18	Punt	JAX 24	5	7	0	7	1	JAX 31	Punt		13	05:23	02:50	2:33	Punt	HOU 20	6	19	0	19	1	HOU 39	Punt	
14	02:50	00:05	2:45	Punt	JAX 15	12	90	-5	85	6	HOU 4	Touchdown		14	00:05	00:00	0:05	Kickoff	HOU 25	1	-1	0	-1	0	HOU 25	End Game	

WEEK 2: JAGUARS 13, BRONCOS 23

SEPTEMBER 19, 2021

JAGUARS														BRONCOS													
#	RECD	LOST	POSS	OBTAINED	BEGAN	PLAYS	YDS	PEN	NET	1ST	ENDED	GIVEN UP		#	RECD	LOST	POSS	OBTAINED	BEGAN	PLAYS	YDS	PEN	NET	1ST	ENDED	GIVEN UP	
1	15:00	09:21	5:39	Kickoff	JAX 17	11	83	0	83	4	DEN 25	Touchdown		1	09:21	00:26	8:55	Kickoff	DEN 25	13	56	5	61	5	JAX 14	Field Goal	
2	00:26	14:43	0:43	Kickoff	JAX 25	3	-2	0	-2	0	JAX 23	Punt		2	14:43	11:35	3:08	Punt	DEN 33	5	18	-5	13	1	DEN 46	Punt	
3	11:35	08:34	3:01	Punt	JAX 28	6	2	36	38	1	DEN 34	Missed FG		3	08:34	07:25	1:09	Missed FG	DEN 42	3	1	0	1	0	DEN 43	Punt	
4	07:25	05:56	1:29	Punt	JAX 14	3	7	0	7	0	JAX 21	Punt		4	05:56	01:54	4:02	Punt	DEN 20	8	80	0	80	4	JAX 12	Touchdown	
5	01:54	00:19	1:35	Kickoff	JAX 25	12	40	5	45	3	DEN 30	Missed FG		5	00:19	00:00	0:19	Missed FG	DEN 38	4	39	0	39	1	DEN 47	End Half	
6	12:35	10:30	2:05	Kickoff	JAX 25	3	0	0	0	0	JAX 25	Punt		6	15:00	12:35	2:25	Kickoff	DEN 25	4	75	0	75	2	JAX 14	Touchdown	
7	06:44	04:23	2:21	Punt	JAX 17	4	18	5	23	1	JAX 40	Interception		7	10:30	06:44	3:46	Punt	DEN 19	5	21	-5	16	1	DEN 35	Punt	
8	01:04	00:01	1:03	Kickoff	JAX 25	3	6	-5	1	0	JAX 26	Punt		8	04:23	01:04	3:19	Interception	DEN 49	7	24	0	24	2	JAX 27	Field Goal	
9	13:27	10:31	2:56	Punt	JAX 10	7	35	5	40	3	DEN 45	Interception		9	00:01	13:27	1:34	Punt	DEN 35	3	9	0	9	0	DEN 44	Punt	
10	05:42	05:26	0:16	Kickoff	JAX 0	0	0	0	0	0	DEN 0	Touchdown		10	10:31	05:42	4:49	Interception	DEN 6	9	42	30	72	3	JAX 22	Field Goal	
														11	05:26	00:00	5:26	Kickoff	JAX 39	9	33	0	33	3	JAX 5	End Game	

WEEK 3: JAGUARS 19, CARDINALS 31

SEPTEMBER 26, 2021

JAGUARS														CARDINALS													
#	RECD	LOST	POSS	OBTAINED	BEGAN	PLAYS	YDS	PEN	NET	1ST	ENDED	GIVEN UP		#	RECD	LOST	POSS	OBTAINED	BEGAN	PLAYS	YDS	PEN	NET	1ST	ENDED	GIVEN UP	
1	15:00	13:24	1:36	Kickoff	JAX 25	3	7	0	7	0	JAX 32	Punt		1	13:24	11:57	1:27	Punt	ARI 9	3	9	0	9	0	ARI 18	Punt	
2	11:57	10:04	1:53	Punt	JAX 23	3	5	0	5	0	JAX 28	Punt		2	10:04	06:42	3:22	Punt	ARI 44	7	56	0	56	4	JAX 1	Touchdown	
3	06:42	03:25	3:17	Kickoff	JAX 25	7	30	0	30	2	ARI 45	Punt		3	03:25	01:05	2:20	Punt	ARI 1	3	9	-5	4	0	ARI 5	Punt	
4	01:05	12:18	3:47	Punt	JAX 25	7	33	0	33	2	ARI 17	Interception		4	12:18	09:04	3:14	Interception	ARI 14	5	28	-10	18	1	ARI 32	Punt	
5	09:04	07:44	1:20	Punt	JAX 21	3	9	0	9	0	JAX 30	Punt		5	07:44	03:22	4:22	Punt	ARI 23	6	28	-10	18	2	ARI 41	Punt	
6	03:22	00:21	3:01	Punt	JAX 26	9	79	-5	74	4	ARI 12	Touchdown		6	00:21	00:00	0:21	Kickoff	ARI 25	4	25	0	25	2	ARI 38	Missed FG	
7	13:03	12:25	0:38	Interception	JAX 22	3	6	0	6	0	JAX 28	Punt		7	15:00	13:03	1:57	Kickoff	ARI 25	5	17	15	32	2	JAX 43	Interception	
8	07:38	03:33	4:05	Kickoff	JAX 25	8	75	0	75	5	ARI 4	Touchdown		8	12:25	07:38	4:47	Punt	ARI 16	12	68	0	68	3	JAX 16	Field Goal	
9	01:21	00:24	0:57	Kickoff	JAX 21	2	4	0	4	0	JAX 25	Interception		9	03:33	01:21	2:12	Kickoff	ARI 25	5	75	0	75	4	JAX 4	Touchdown	
10	00:24	13:41	1:43	Kickoff	JAX 25	3	14	-10	4	0	JAX 29	Punt		10	13:41	06:49	6:52	Punt	ARI 35	11	65	0	65	4	JAX 1	Touchdown	
11	06:49	04:11	2:38	Kickoff	JAX 25	8	36	15	51	4	ARI 24	Fumble		11	04:11	02:11	2:00	Fumble	ARI 24	5	27	-10	17	1	ARI 41	Punt	
12	02:11	00:00	2:11	Punt	JAX 20	10	63	-10	53	3	ARI 16	Fumble															

WEEK 4: JAGUARS 21, BENGALS 24

SEPTEMBER 30, 2021

JAGUARS														BENGALS													
#	RECD	LOST	POSS	OBTAINED	BEGAN	PLAYS	YDS	PEN	NET	1ST	ENDED	GIVEN UP		#	RECD	LOST	POSS	OBTAINED	BEGAN	PLAYS	YDS	PEN	NET	1ST	ENDED	GIVEN UP	
1	15:00	10:49	4:11	Kickoff	JAX 25	7	24	0	24	2	JAX 49	Punt		1	10:49	05:21	5:28	Punt	CIN 9	9	76	-10	66	3	JAX 25	Missed FG	
2	05:21	01:28	3:53	Missed FG	JAX 33	8	67	0	67	6	CIN 6	Touchdown		2	01:28	00:29	0:59	Kickoff	CIN 25	3	2	0	2	0	CIN 27	Punt	
3	00:29	14:10	1:19	Punt	JAX 27	3	8	-5	3	0	JAX 30	Punt		3	14:10	11:55	2:15	Punt	CIN 27	4	17	0	17	1	CIN 44	Punt	
4	11:55	04:45	7:10	Punt	JAX 20	12	80	0	80	6	CIN 7	Touchdown		4	04:45	02:23	2:22	Kickoff	CIN 14	3	8	0	8	0	CIN 22	Punt	
5	02:23	00:53	1:30	Punt	JAX 38	5	61	0	61	1	CIN 1	Downs		5	00:53	00:00	0:53	Downs	CIN 1	2	4	0	4	0	CIN 1	End Half	
6	13:12	11:39	1:33	Kickoff	JAX 25	3	3	0	3	0	JAX 28	Punt		6	15:00	13:12	1:48	Kickoff	CIN 31	4	69	0	69	2	JAX 22	Touchdown	
7	05:10	14:27	5:43	Kickoff	JAX 23	11	73	4	77	5	CIN 4	Touchdown		7	11:39	05:10	6:29	Punt	CIN 14	12	86	0	86	6	JAX 1	Touchdown	
8	08:59	05:33	3:26	Kickoff	JAX 25	6	25	0	25	1	JAX 48	Punt		8	14:27	08:59	5:28	Kickoff	CIN 25	10	75	0	75	4	JAX 31	Touchdown	
														9	05:33	00:00	5:33	Punt	CIN 10	10	83	-10	73	5	JAX 17	Field Goal	



DRIVE CHARTS

WEEK 5: JAGUARS 19, TITANS 37

OCTOBER 10, 2021

JAGUARS													TITANS												
#	RECD	LOST	POSS	OBTAINED	BEGAN	PLAYS	YDS	PEN	NET	1ST	ENDED	GIVEN UP	#	RECD	LOST	POSS	OBTAINED	BEGAN	PLAYS	YDS	PEN	NET	1ST	ENDED	GIVEN UP
1	15:00	14:00	1:00	Kickoff	JAX 25	3	5	0	5	0	JAX 25	Fumble	1	11:21	08:05	3:16	Kickoff	TEN 25	5	28	-10	18	1	TEN 43	Punt
2	14:00	11:21	2:39	Kickoff	JAX 25	5	75	0	75	3	TEN 1	Touchdown	2	04:46	14:56	4:50	Punt	TEN 21	11	71	8	79	5	JAX 1	Touchdown
3	08:05	04:46	3:19	Punt	JAX 18	4	24	-5	19	1	JAX 37	Punt	3	09:55	05:49	4:06	Kickoff	TEN 25	8	75	0	75	5	JAX 14	Touchdown
4	14:56	09:55	5:01	Kickoff	JAX 30	9	70	0	70	3	TEN 1	Touchdown	4	02:22	00:31	1:51	Missed FG	TEN 43	7	41	0	41	2	JAX 16	Field Goal
5	05:49	02:22	3:27	Kickoff	JAX 24	8	42	0	42	3	TEN 34	Missed FG	5	15:00	09:48	5:12	Kickoff	TEN 25	11	75	0	75	5	JAX 9	Touchdown
6	00:31	00:00	0:31	Kickoff	JAX 24	4	25	0	25	1	JAX 40	End Half	6	07:56	03:36	4:20	Punt	TEN 48	7	7	0	7	1	JAX 45	Punt
7	09:48	07:56	1:52	Kickoff	JAX 18	3	-4	0	-4	0	JAX 14	Punt	7	13:50	12:21	1:29	Kickoff	TEN 25	3	1	0	1	0	TEN 26	Punt
8	03:36	13:50	4:46	Punt	JAX 20	10	65	15	80	7	TEN 4	Touchdown	8	10:20	05:56	4:24	Downs	TEN 4	5	31	-10	21	1	TEN 25	Punt
9	12:21	10:20	2:01	Punt	JAX 30	7	62	4	66	2	TEN 1	Downs	9	03:56	01:54	2:02	Downs	JAX 39	5	39	0	39	3	JAX 10	Touchdown
10	05:56	03:56	2:00	Punt	JAX 33	4	21	-15	6	0	JAX 39	Downs													
11	01:54	00:00	1:54	Kickoff	JAX 25	10	69	0	69	4	TEN 6	Interception													

WEEK 6: JAGUARS 23, DOLPHINS 20

OCTOBER 17, 2021

JAGUARS													DOLPHINS												
#	RECD	LOST	POSS	OBTAINED	BEGAN	PLAYS	YDS	PEN	NET	1ST	ENDED	GIVEN UP	#	RECD	LOST	POSS	OBTAINED	BEGAN	PLAYS	YDS	PEN	NET	1ST	ENDED	GIVEN UP
1	07:45	03:49	3:56	Kickoff	JAX 22	8	56	0	56	2	MIA 22	Field Goal	1	15:00	07:45	7:15	Kickoff	MIA 25	13	85	-10	75	6	JAX 6	Touchdown
2	14:15	12:39	1:36	Kickoff	JAX 25	3	7	-12	-5	0	JAX 20	Punt	2	03:49	14:15	4:34	Kickoff	MIA 19	9	76	-10	66	3	JAX 15	Field Goal
3	10:33	08:49	1:44	Punt	JAX 13	3	3	-5	-2	0	JAX 11	Punt	3	12:39	10:33	2:06	Punt	MIA 35	4	22	0	22	1	JAX 43	Punt
4	05:38	02:05	3:33	Kickoff	JAX 25	8	54	-19	35	2	MIA 40	Punt	4	08:49	05:38	3:11	Punt	JAX 38	8	32	0	32	1	JAX 6	Field Goal
5	01:45	00:40	1:05	Punt	MIA 49	6	49	0	49	3	MIA 28	Touchdown	5	02:05	01:45	0:20	Punt	MIA 3	3	9	0	9	0	MIA 12	Punt
6	15:00	12:29	2:31	Kickoff	JAX 25	5	65	10	75	5	MIA 1	Touchdown	6	00:40	00:00	0:40	Kickoff	MIA 25	6	35	0	35	2	JAX 40	Missed FG
7	06:01	01:18	4:43	Punt	JAX 18	8	48	0	48	4	MIA 31	Fumble	7	12:29	06:01	6:28	Kickoff	MIA 23	9	42	-15	27	2	MIA 44	Punt
8	01:07	14:15	1:52	Interception	MIA 39	5	30	0	30	1	MIA 9	Downs	8	01:18	01:07	0:11	Fumble	MIA 34	1	0	0	0	0	MIA 34	Interception
9	10:22	08:43	1:39	Kickoff	JAX 13	5	24	-5	19	1	JAX 32	Punt	9	14:15	10:22	3:53	Downs	MIA 9	7	88	3	91	6	JAX 2	Touchdown
10	06:39	03:40	2:59	Punt	JAX 20	9	44	0	44	2	MIA 36	Field Goal	10	08:43	06:39	2:04	Punt	MIA 25	4	21	-5	16	1	MIA 41	Punt
11	01:42	00:00	1:42	Downs	MIA 46	5	16	-5	11	1	MIA 35	Field Goal	11	03:40	01:42	1:58	Kickoff	MIA 25	7	21	0	21	1	MIA 46	Downs

WEEK 8: JAGUARS 7, SEAHAWKS 31

OCTOBER 31, 2021

JAGUARS													SEAHAWKS												
#	RECD	LOST	POSS	OBTAINED	BEGAN	PLAYS	YDS	PEN	NET	1ST	ENDED	GIVEN UP	#	RECD	LOST	POSS	OBTAINED	BEGAN	PLAYS	YDS	PEN	NET	1ST	ENDED	GIVEN UP
1	15:00	09:28	5:32	Kickoff	JAX 25	9	26	0	26	3	SEA 49	Punt	1	09:28	04:19	5:09	Punt	SEA 20	10	65	15	80	5	JAX 1	Touchdown
2	04:19	02:45	1:34	Kickoff	JAX 16	3	8	0	8	0	JAX 24	Punt	2	02:45	00:46	1:59	Punt	SEA 25	3	8	0	8	0	SEA 33	Punt
3	00:46	13:30	2:16	Punt	JAX 19	4	36	-5	31	2	JAX 40	Interception	3	13:30	09:24	4:06	Interception	SEA 27	8	63	10	73	5	JAX 16	Touchdown
4	09:24	06:06	3:18	Kickoff	JAX 31	8	30	0	30	2	SEA 39	Downs	4	06:06	00:06	6:00	Downs	SEA 40	12	30	17	47	3	JAX 13	Field Goal
5	00:06	00:00	0:06	Kickoff	JAX 39	1	-1	0	-1	0	JAX 39	End Half	5	15:00	13:19	1:41	Kickoff	SEA 23	3	-9	0	-9	0	SEA 14	Punt
6	13:19	11:51	1:28	Punt	SEA 45	4	7	0	7	0	SEA 38	Downs	6	11:51	08:09	3:42	Downs	SEA 38	8	62	0	62	4	JAX 5	Touchdown
7	08:09	06:57	1:12	Kickoff	JAX 8	3	8	0	8	0	JAX 16	Punt	7	06:57	04:41	2:16	Punt	JAX 45	3	4	-5	-1	0	JAX 46	Punt
8	04:41	14:08	5:33	Punt	JAX 12	11	45	-5	40	3	SEA 48	Downs	8	14:08	12:15	1:53	Downs	SEA 48	3	12	-10	2	0	SEA 47	Punt
9	12:15	08:13	4:02	Punt	JAX 9	8	29	-10	19	2	JAX 28	Punt	9	08:13	06:34	1:39	Punt	SEA 31	3	-6	0	-6	0	SEA 25	Punt
10	06:34	01:49	4:45	Punt	JAX 20	16	80	0	80	6	SEA 9	Touchdown	10	01:49	01:43	0:06	Kickoff	JAX 9	0	0	0	0	0	JAX 9	Touchdown
11	01:43	00:00	1:43	Kickoff	JAX 9	7	41	0	41	2	JAX 42	End Game													

WEEK 9: JAGUARS 9, BILLS 6

NOVEMBER 7, 2021

JAGUARS													BILLS												
#	RECD	LOST	POSS	OBTAINED	BEGAN	PLAYS	YDS	PEN	NET	1ST	ENDED	GIVEN UP	#	RECD	LOST	POSS	OBTAINED	BEGAN	PLAYS	YDS	PEN	NET	1ST	ENDED	GIVEN UP
1	15:00	08:57	6:03	Kickoff	JAX 25	12	54	0	54	3	BUF 21	Field Goal	1	08:57	03:54	5:03	Kickoff	BUF 46	12	48	0	48	3	JAX 6	Field Goal
2	03:54	02:23	1:31	Kickoff	JAX 25	3	-7	0	-7	0	JAX 18	Punt	2	02:23	10:59	6:24	Punt	BUF 29	12	63	-15	48	4	JAX 23	Field Goal
3	10:59	05:30	5:29	Kickoff	JAX 25	10	48	-10	38	3	BUF 37	Field Goal	3	05:30	03:20	2:10	Kickoff	BUF 21	5	12	0	12	1	BUF 33	Punt
4	03:20	01:26	1:54	Punt	JAX 22	6	38	20	58	3	BUF 20	Fumble	4	01:26	00:03	1:23	Fumble	BUF 20	5	9	0	9	1	BUF 29	Punt
5	00:03	00:00	0:03	Punt	JAX 30	1	-1	0	-1	0	JAX 30	End Half	5	15:00	10:06	4:54	Kickoff	BUF 30	9	45	0	45	2	JAX 25	Interception
6	10:06	05:41	4:25	Interception	JAX 27	8	34	15	49	3	BUF 24	Missed FG	6	05:41	01:55	3:46	Missed FG	BUF 32	6	23	-15	8	1	BUF 40	Interception
7	01:55	12:10	4:45	Interception	BUF 30	10	28	-1	27	3	BUF 3	Field Goal	7	12:10	09:56	2:14	Kickoff	BUF 22	5	35	-5	30	2	JAX 48	Punt
8	09:56	08:17	1:39	Punt	JAX 20	3	8	-5	3	0	JAX 23	Punt	8	08:17	05:30	2:47	Punt	BUF 29	5	34	0	34	1	JAX 37	Fumble
9	05:30	02:59	2:31	Fumble	JAX 37	5	10	0	10	1	JAX 47	Punt	9	02:59	01:02	1:57	Punt	BUF 20	8	32	0	32	2	JAX 48	Downs
10	01:02	00:00	1:02	Downs	JAX 48	3	6	-5	1	0	JAX 49	Punt													



DRIVE CHARTS

WEEK 10: JAGUARS 17, COLTS 23

NOVEMBER 14, 2021

JAGUARS													COLTS												
#	RECD	LOST	POSS	OBTAINED	BEGAN	PLAYS	YDS	PEN	NET	1ST	ENDED	GIVEN UP	#	RECD	LOST	POSS	OBTAINED	BEGAN	PLAYS	YDS	PEN	NET	1ST	ENDED	GIVEN UP
1	09:57	08:23	1:34	Kickoff	JAX 23	3	6	-5	1	0	JAX 24	Blocked Punt	1	15:00	09:57	5:03	Kickoff	IND 32	10	63	0	63	3	JAX 5	Field Goal
2	08:23	06:55	1:28	Kickoff	JAX 9	3	2	0	2	0	JAX 11	Punt	2	06:55	02:48	4:07	Punt	IND 47	8	53	0	53	4	JAX 4	Touchdown
3	02:48	01:03	1:45	Kickoff	JAX 22	4	78	0	78	2	JAX 34	Touchdown	3	01:03	14:48	1:15	Kickoff	IND 20	3	0	-5	-5	0	IND 15	Punt
4	14:48	13:48	1:00	Punt	JAX 38	3	3	0	3	0	JAX 41	Punt	4	13:48	11:04	2:44	Punt	IND 11	3	14	-5	9	0	IND 20	Punt
5	11:04	09:05	1:59	Punt	JAX 37	3	17	-10	7	0	JAX 44	Punt	5	09:05	07:29	1:36	Punt	IND 10	3	4	0	4	0	IND 14	Punt
6	07:29	05:22	2:07	Punt	JAX 43	3	8	0	8	0	IND 49	Punt	6	05:22	01:43	3:39	Punt	IND 18	9	61	10	71	3	JAX 11	Field Goal
7	01:43	01:05	0:38	Kickoff	JAX 25	3	8	0	8	0	JAX 33	Punt	7	01:05	00:36	0:29	Punt	IND 26	4	10	0	10	1	IND 36	Punt
8	00:36	00:00	0:36	Punt	JAX 30	6	32	0	32	1	IND 38	Field Goal	8	10:55	09:14	1:41	Missed FG	IND 41	3	6	0	6	0	IND 47	Punt
9	15:00	10:55	4:05	Kickoff	JAX 20	9	51	-3	48	3	IND 32	Missed FG	9	04:20	00:44	3:36	Punt	IND 9	5	16	-5	11	1	IND 20	Punt
10	09:14	04:20	4:54	Punt	JAX 16	8	36	-15	21	2	JAX 37	Punt	10	10:34	08:24	2:10	Kickoff	IND 30	3	-3	0	-3	0	IND 27	Punt
11	00:44	10:34	5:10	Punt	JAX 35	10	60	5	65	5	IND 1	Touchdown	11	07:28	02:22	5:06	Punt	IND 17	11	74	-10	64	3	JAX 19	Field Goal
12	08:24	07:28	0:56	Punt	JAX 23	3	1	0	1	0	JAX 24	Punt	12	00:50	00:00	0:50	Fumble	IND 45	3	-3	0	-3	0	IND 43	End Game
13	02:22	00:50	1:32	Kickoff	JAX 25	6	29	0	29	2	IND 46	Fumble													

WEEK 11: JAGUARS 10, 49ERS 30

NOVEMBER 21, 2021

JAGUARS													49ERS												
#	RECD	LOST	POSS	OBTAINED	BEGAN	PLAYS	YDS	PEN	NET	1ST	ENDED	GIVEN UP	#	RECD	LOST	POSS	OBTAINED	BEGAN	PLAYS	YDS	PEN	NET	1ST	ENDED	GIVEN UP
1	01:55	00:20	1:35	Kickoff	JAX 25	3	5	0	5	0	JAX 30	Punt	1	15:00	01:55	13:05	Kickoff	SF 11	20	77	10	87	7	JAX 2	Field Goal
2	11:24	11:16	0:08	Kickoff	JAX 25	1	6	0	6	0	JAX 25	Fumble	2	00:20	11:24	3:56	Punt	SF 20	7	80	0	80	4	JAX 25	Touchdown
3	08:25	01:53	6:32	Kickoff	JAX 21	12	72	-5	67	4	SF 12	Field Goal	3	11:16	08:25	2:51	Fumble	JAX 35	7	14	21	35	3	JAX 6	Touchdown
4	15:00	14:34	0:26	Kickoff	JAX 25	3	0	0	0	0	JAX 25	Punt	4	01:53	00:00	1:53	Kickoff	SF 25	7	45	0	45	2	JAX 30	Field Goal
5	08:49	05:04	3:45	Kickoff	JAX 23	6	17	0	17	1	JAX 40	Punt	5	14:34	08:49	5:45	Punt	SF 23	11	77	0	77	6	JAX 1	Touchdown
6	02:42	10:59	6:43	Punt	JAX 29	12	37	-20	17	3	JAX 46	Punt	6	05:04	02:42	2:22	Punt	SF 9	4	17	0	17	1	SF 26	Punt
7	05:33	03:04	2:29	Kickoff	JAX 25	8	63	12	75	6	SF 1	Touchdown	7	10:59	08:33	2:26	Punt	SF 15	3	-2	0	-2	0	SF 13	Punt
													8	08:33	05:33	3:00	Muffed Punt	JAX 44	5	17	0	17	1	JAX 27	Field Goal
													9	03:04	00:00	3:04	Kickoff	SF 25	5	9	0	9	1	SF 35	End Game

WEEK 12: JAGUARS 14, FALCONS 21

NOVEMBER 28, 2021

JAGUARS													FALCONS												
#	RECD	LOST	POSS	OBTAINED	BEGAN	PLAYS	YDS	PEN	NET	1ST	ENDED	GIVEN UP	#	RECD	LOST	POSS	OBTAINED	BEGAN	PLAYS	YDS	PEN	NET	1ST	ENDED	GIVEN UP
1	10:03	05:55	4:08	Punt	JAX 14	8	28	-5	23	2	JAX 37	Punt	1	15:00	10:03	4:57	Kickoff	ATL 32	9	32	-10	22	2	JAX 46	Punt
2	00:38	12:22	3:16	Kickoff	JAX 28	7	37	0	37	2	ATL 35	Interception	2	05:55	00:38	5:17	Punt	ATL 19	9	81	0	81	6	JAX 7	Touchdown
3	08:27	07:44	0:43	Punt	JAX 20	2	9	0	9	0	JAX 28	Fumble	3	12:22	08:27	3:55	Interception	ATL 1	7	39	5	44	2	ATL 45	Punt
4	06:40	00:45	5:55	Kickoff	JAX 27	14	70	0	70	4	ATL 3	Field Goal	4	07:44	06:40	1:04	Fumble	JAX 29	4	16	13	29	2	JAX 12	Touchdown
5	00:19	00:00	0:19	Interception		4	9	0	9	0	ATL 41	Downs	5	00:45	00:19	0:26	Kickoff	ATL 24	2	7	0	7	0	ATL 31	Interception
6	15:00	12:48	2:12	Kickoff	JAX 21	5	25	0	25	1	JAX 46	Punt	6	12:48	07:47	5:01	Punt	ATL 12	9	88	0	88	5	JAX 12	Touchdown
7	07:47	06:20	1:27	Kickoff	JAX 25	3	7	0	7	0	JAX 32	Punt	7	06:20	04:06	2:14	Punt	ATL 27	3	9	0	9	0	ATL 36	Punt
8	04:06	00:22	3:44	Punt	JAX 28	9	72	0	72	5	ATL 7	Touchdown	8	00:22	12:57	2:25	Kickoff	ATL 29	6	29	0	29	2	JAX 42	Punt
9	12:57	06:28	6:29	Punt	JAX 10	14	89	-15	74	5	ATL 16	Field Goal	9	06:28	02:14	4:14	Kickoff	ATL 21	8	33	-11	22	2	ATL 43	Punt
10	02:14	01:19	0:55	Punt	JAX 18	7	11	0	11	1	JAX 29	Downs	10	01:19	00:00	1:19	Downs	JAX 29	2	-2	0	-2	0	JAX 30	End Game

WEEK 13: JAGUARS 7, RAMS 37

DECEMBER 5, 2021

JAGUARS													RAMS												
#	RECD	LOST	POSS	OBTAINED	BEGAN	PLAYS	YDS	PEN	NET	1ST	ENDED	GIVEN UP	#	RECD	LOST	POSS	OBTAINED	BEGAN	PLAYS	YDS	PEN	NET	1ST	ENDED	GIVEN UP
1	12:20	11:46	0:34	Kickoff	JAX 31	2	3	0	3	0	JAX 33	Fumble	1	15:00	12:20	2:40	Kickoff	JAX 34	6	12	0	12	1	JAX 22	Field Goal
2	10:25	08:53	1:32	Kickoff	JAX 25	3	6	0	6	0	JAX 31	Punt	2	11:46	10:25	1:21	Fumble	JAX 27	3	32	-5	27	2	JAX 5	Touchdown
3	04:55	13:23	6:32	Punt	JAX 27	13	61	12	73	6	LAR 1	Touchdown	3	08:53	04:55	3:58	Punt	LAR 1	7	26	0	26	2	LAR 27	Punt
4	07:41	06:12	1:29	Kickoff	JAX 40	3	-2	0	-2	0	JAX 38	Punt	4	13:23	07:41	5:42	Kickoff	LAR 17	10	57	0	57	2	JAX 26	Field Goal
5	03:41	02:15	1:26	Punt	JAX 49	3	4	5	9	1	LAR 42	Punt	5	06:12	03:41	2:31	Punt	LAR 9	5	11	0	11	1	LAR 20	Punt
6	00:19	00:00	0:19	Kickoff	JAX 25	3	11	0	11	1	JAX 36	End Half	6	02:15	00:19	1:56	Punt	LAR 11	10	55	15	70	4	JAX 19	Field Goal
7	15:00	14:01	0:59	Kickoff	JAX 25	3	5	0	5	0	JAX 30	Punt	7	14:01	11:43	2:18	Punt	LAR 15	4	85	0	85	2	JAX 29	Touchdown
8	11:43	08:36	3:07	Kickoff	JAX 25	7	38	0	38	2	LAR 37	Downs	8	08:36	03:27	5:09	Downs	LAR 38	10	67	-5	62	4	JAX 2	Touchdown
9	03:27	01:27	2:00	Kickoff	JAX 25	5	21	0	21	1	JAX 44	Fumble	9	01:27	10:52	5:35	Fumble	LAR 45	10	41	14	55	5	JAX 1	Touchdown
10	10:52	04:50	6:02	Kickoff	JAX 25	8	31	-5	26	2	LAR 49	Punt	10	04:50	02:15	2:35	Punt	LAR 9	4	32	0	32	1	LAR 41	Punt
11	02:15	00:00	2:15	Punt	JAX 1	5	19	0	19	1	JAX 18	End Game													



DRIVE CHARTS

WEEK 14: JAGUARS 0, TITANS 20

DECEMBER 12, 2021

JAGUARS													TITANS												
#	RECD	LOST	POSS	OBTAINED	BEGAN	PLAYS	YDS	PEN	NET	1ST	ENDED	GIVEN UP	#	RECD	LOST	POSS	OBTAINED	BEGAN	PLAYS	YDS	PEN	NET	1ST	ENDED	GIVEN UP
1	10:03	05:42	4:21	Kickoff	JAX 25	6	4	0	4	1	JAX 29	Punt	1	15:00	10:03	4:57	Kickoff	TEN 24	10	59	15	74	6	JAX 5	Touchdown
2	00:37	11:14	4:23	Missed FG	JAX 37	6	29	-10	19	1	TEN 44	Punt	2	05:42	00:37	5:05	Punt	TEN 26	9	42	5	47	3	JAX 29	Missed FG
3	03:10	00:58	2:12	Kickoff	JAX 25	6	20	0	20	1	JAX 45	Punt	3	11:14	03:10	8:04	Punt	TEN 12	15	57	5	62	5	JAX 26	Field Goal
4	00:02	00:00	0:02	Punt	JAX 48	1	31	0	31	1	JAX 48	End Half	4	00:58	00:02	0:56	Punt	TEN 8	4	4	5	9	1	TEN 17	Punt
5	15:00	12:54	2:06	Kickoff	JAX 25	5	20	0	20	1	JAX 45	Interception	5	12:54	10:47	2:07	Interception	TEN 44	3	8	0	8	0	JAX 48	Punt
6	10:47	08:01	2:46	Punt	JAX 11	6	16	0	16	1	JAX 27	Punt	6	08:01	02:51	5:10	Punt	TEN 31	11	54	15	69	5	JAX 5	Touchdown
7	02:51	00:29	2:22	Kickoff	JAX 15	5	59	-10	49	2	TEN 36	Interception	7	00:29	11:59	3:30	Interception	TEN 33	5	8	0	8	1	TEN 41	Punt
8	11:59	10:50	1:09	Punt	JAX 29	3	7	-5	2	0	JAX 31	Interception	8	10:50	09:12	1:38	Interception	TEN 18	3	2	0	2	0	TEN 20	Punt
9	09:12	06:55	2:17	Punt	JAX 41	7	-2	0	-2	1	JAX 39	Punt	9	06:55	04:24	2:31	Punt	TEN 17	5	19	0	19	1	TEN 36	Punt
10	04:24	03:32	0:52	Punt	JAX 18	2	3	-9	-6	0	JAX 12	Interception	10	03:32	02:20	1:12	Interception	JAX 14	4	13	-10	3	0	JAX 11	Field Goal
11	02:20	01:47	0:33	Kickoff	JAX 25	4	5	0	5	0	JAX 27	Downs	11	01:47	00:00	1:47	Downs	JAX 30	3	-3	0	-3	0	JAX 32	End Game

WEEK 15: JAGUARS 16, TEXANS 30

DECEMBER 19, 2021

JAGUARS													TEXANS												
#	RECD	LOST	POSS	OBTAINED	BEGAN	PLAYS	YDS	PEN	NET	1ST	ENDED	GIVEN UP	#	RECD	LOST	POSS	OBTAINED	BEGAN	PLAYS	YDS	PEN	NET	1ST	ENDED	GIVEN UP
1	06:39	01:42	4:57	Kickoff	JAX 17	9	64	15	79	4	HOU 4	Field Goal	1	15:00	06:39	8:21	Kickoff	HOU 25	15	75	0	75	5	JAX 22	Touchdown
2	01:26	12:09	4:17	Kickoff	JAX 25	10	75	0	75	6	HOU 1	Touchdown	2	01:42	01:26	0:16	Kickoff	HOU 0	0	0	0	0	0	JAX 0	Touchdown
3	09:25	07:49	1:36	Punt	JAX 18	3	-7	0	-7	0	JAX 11	Punt	3	12:09	09:25	2:44	Kickoff	HOU 25	3	11	-5	6	0	HOU 31	Punt
4	03:06	00:21	2:45	Kickoff	JAX 25	8	32	5	37	2	HOU 38	Downs	4	07:49	03:06	4:43	Punt	JAX 49	7	25	-10	15	1	JAX 34	Field Goal
5	15:00	12:52	2:08	Kickoff	JAX 14	3	-4	0	-4	0	JAX 10	Downs	5	00:21	00:00	0:21	Downs	HOU 38	5	29	0	29	2	JAX 33	Field Goal
6	10:39	04:47	5:52	Kickoff	JAX 25	12	60	-5	55	5	HOU 20	Field Goal	6	12:52	10:39	2:13	Punt	JAX 47	7	40	0	40	1	JAX 7	Field Goal
7	03:33	01:56	1:37	Punt	JAX 34	3	8	0	8	0	JAX 42	Punt	7	04:47	03:33	1:14	Kickoff	HOU 40	3	4	0	4	0	HOU 44	Punt
8	13:22	11:18	2:04	Interception	HOU 22	4	5	0	5	0	HOU 17	Field Goal	8	01:56	13:22	3:34	Punt	HOU 4	6	13	0	13	1	HOU 17	Interception
9	09:29	08:31	0:58	Punt	JAX 18	3	2	0	2	0	JAX 20	Punt	9	11:18	09:29	1:49	Kickoff	HOU 33	3	6	-5	1	0	HOU 34	Punt
10	06:26	05:09	1:17	Punt	JAX 4	3	4	0	4	0	JAX 8	Punt	10	08:31	06:26	2:05	Punt	HOU 40	5	23	-5	18	1	JAX 42	Punt
11	02:22	00:00	2:22	Kickoff	JAX 25	11	57	-10	47	4	HOU 39	End Game	11	05:09	02:22	2:47	Punt	HOU 45	6	55	0	55	2	JAX 43	Touchdown

WEEK 16: JAGUARS 21, JETS 26

DECEMBER 26, 2021

JAGUARS													JETS												
#	RECD	LOST	POSS	OBTAINED	BEGAN	PLAYS	YDS	PEN	NET	1ST	ENDED	GIVEN UP	#	RECD	LOST	POSS	OBTAINED	BEGAN	PLAYS	YDS	PEN	NET	1ST	ENDED	GIVEN UP
1	15:00	08:12	6:48	Kickoff	JAX 25	12	38	35	73	4	NYJ 2	Field Goal	1	08:12	03:54	4:18	Kickoff	NYJ 9	8	91	0	91	3	NYJ 48	Touchdown
2	03:54	13:08	5:46	Kickoff	JAX 25	12	75	0	75	5	NYJ 3	Touchdown	2	13:08	12:57	0:11	Kickoff	NYJ 0	0	0	0	0	0	JAX 0	Touchdown
3	12:57	08:15	4:42	Kickoff	JAX 25	11	48	0	48	3	NYJ 27	Field Goal	3	08:15	07:10	1:05	Kickoff	NYJ 39	3	1	0	1	0	NYJ 40	Punt
4	07:10	05:09	2:01	Punt	JAX 9	4	11	5	16	1	JAX 25	Punt	4	05:09	00:10	4:59	Punt	NYJ 28	15	70	0	70	3	JAX 2	Downs
5	00:10	00:00	0:10	Downs	JAX 2	1	-1	0	-1	0	JAX 2	End Half	5	15:00	09:47	5:13	Kickoff	NYJ 28	9	48	0	48	3	JAX 24	Field Goal
6	09:47	07:05	2:42	Kickoff	JAX 24	5	-5	0	-5	2	JAX 47	Fumble	6	07:05	05:04	2:01	Fumble	JAX 13	4	9	0	9	0	JAX 8	Downs
7	05:04	00:25	4:39	Downs	JAX 4	10	80	-5	75	3	NYJ 21	Field Goal	7	00:25	09:16	6:09	Kickoff	NYJ 20	11	80	0	80	6	JAX 1	Touchdown
8	09:16	05:25	3:51	Kickoff	JAX 25	8	65	10	75	5	NYJ 1	Touchdown	8	05:25	01:47	3:38	Kickoff	NYJ 32	10	72	-5	67	3	JAX 1	Field Goal
9	01:47	00:08	1:39	Kickoff	JAX 25	11	74	0	74	4	NYJ 1	Downs	9	00:08	00:00	0:08	Downs	NYJ 1	1	2	0	2	0	NYJ 1	End Game

WEEK 17: JAGUARS 10, PATRIOTS 50

JANUARY 2, 2022

JAGUARS													PATRIOTS												
#	RECD	LOST	POSS	OBTAINED	BEGAN	PLAYS	YDS	PEN	NET	1ST	ENDED	GIVEN UP	#	RECD	LOST	POSS	OBTAINED	BEGAN	PLAYS	YDS	PEN	NET	1ST	ENDED	GIVEN UP
1	15:00	12:52	2:08	Kickoff	JAX 25	3	7	0	7	0	JAX 32	Punt	1	12:52	05:49	7:03	Punt	NE 30	11	80	-10	70	5	JAX 2	Touchdown
2	05:49	02:18	3:31	Kickoff	JAX 23	8	66	0	66	2	NE 11	Field Goal	2	02:18	12:02	5:16	Kickoff	NE 34	9	66	0	66	5	JAX 7	Touchdown
3	12:02	08:17	3:45	Kickoff	JAX 22	6	40	0	40	2	NE 38	Interception	3	08:17	04:40	3:37	Interception	JAX 33	7	33	0	33	3	JAX 6	Touchdown
4	04:40	01:59	2:41	Kickoff	JAX 19	5	21	0	21	1	JAX 40	Interception	4	01:59	00:48	1:11	Interception	JAX 43	6	28	15	43	4	JAX 4	Touchdown
5	00:48	00:00	0:48	Kickoff	JAX 14	3	16	0	16	1	JAX 41	End Half	5	15:00	11:14	3:46	Kickoff	NE 23	6	77	0	77	4	JAX 20	Touchdown
6	11:14	08:42	2:32	Kickoff	JAX 25	5	6	15	21	1	JAX 46	Punt	6	08:42	04:54	3:48	Punt	NE 20	7	36	-5	31	2	JAX 49	Punt
7	04:54	02:45	2:09	Punt	JAX 12	3	6	-10	-4	0	JAX 8	Interception	7	02:45	02:42	0:03	Interception	JAX 1	1	1	0	1	1	JAX 1	Touchdown
8	02:42	01:14	1:28	Kickoff	JAX 24	3	7	0	7	0	JAX 31	Punt	8	01:14	11:46	4:28	Punt	NE 22	11	53	0	53	3	JAX 25	Field Goal
9	11:46	10:53	0:53	Kickoff	JAX 25	3	9	0	9	0	JAX 34	Punt	9	10:53	07:07	3:46	Punt	NE 26	7	74	0	74	3	JAX 6	Touchdown
10	07:07	03:48	3:19	Kickoff	JAX 25	8	75	0	75	4	NE 28	Touchdown	10	03:48	00:00	3:48	Kickoff	NE 18	6	23	0	23	2	NE 42	End Game

WEEK 18: JAGUARS 26, COLTS 11

JANUARY 9, 2022

JAGUARS													COLTS												
#	RECD	LOST	POSS	OBTAINED	BEGAN	PLAYS	YDS	PEN	NET	1ST	ENDED	GIVEN UP	#	RECD	LOST	POSS	OBTAINED	BEGAN	PLAYS	YDS	PEN	NET	1ST	ENDED	GIVEN UP
1	15:00	07:48	7:12	Kickoff	JAX 25	12	80	-5	75	5	IND 2	Touchdown	1	07:48	05:57	1:51	Kickoff	IND 39	5	20	0	20	1	JAX 42	Downs
2	05:57	01:56	4:01	Downs	JAX 41	5	24	-10	14	1	IND 45	Punt	2	01:56	09:08	7:48	Punt	IND 20	12	57	0	57	3	JAX 23	Field Goal
3	09:08	03:06	6:02	Kickoff	JAX 25	11	71	0	71	3	IND 4	Field Goal	3	03:06	01:35	1:31	Kickoff	IND 25	3	-2	5	3	0	IND 28	Punt
4	01:35	00:00	1:35	Punt	JAX 27	11	64	7	71	5	IND 2	Field Goal	4	15:00	12:33	2:27	Kickoff	IND 20	4	3	0	3	1	IND 38	Fumble
5	12:33	11:32	1:01	Fumble	IND 23	4	2	0	2	0	IND 21	Field Goal	5	11:32	08:29	3:03	Kickoff	IND 25	6	32	-10	22	1	IND 47	Punt
6	08:29	06:59	1:30	Punt	JAX 20	3	1	0	1	0	JAX 21	Punt	6	06:59	06:52	0:07	Punt	IND 29	1	0	0	0	0	IND 29	Interception
7	06:52	03:08	3:44	Interception	IND 45	6	45	0	45	3	IND 3	Touchdown	7	03:08	12:53	5:15	Kickoff	IND 45	10	40	14	54	3	JAX 1	Downs
8	12:53	10:31	2:22	Downs	JAX 1	3	6	0	6	0	JAX 7	Punt	8	10:31	09:41	0:50	Punt	IND 43	4	-2	0	-2	0	IND 41	Downs
9	09:41	08:15	1:26	Downs	IND 41	6	18	10	28	1	IND 13	Field Goal	9	08:15	04:26	3:49	Kickoff	IND 25	9	85	-10	75	4	JAX 12	Touchdown
10	04:26	00:00	4:26	Kickoff	IND 49	7	7	0	7	1	IND 41	End Game													



DRIVE EFFICIENCY - GAME-BY-GAME

2021 REGULAR SEASON JACKSONVILLE JAGUARS DRIVES ENDED BY...
(THROUGH WEEK 18)

DATE	TEAMS	DRIVES	3/OUT	TD	FGA	FGM	PNT	DWN	TRN	SAF	CLK	POINTS	PTS/DRV	EFF
9/12	Jacksonville	14	7	3	1	0	6	0	3	0	1	21	1.50	0.214
	at Houston	14	5	4	3	3	6	0	0	0	1	37	2.64	0.500
9/19	Jacksonville	10	4	1	2	0	4	0	2	0	0	7	0.70	0.200
	Denver	11	2	2	3	3	4	0	0	0	2	23	2.09	0.455
9/26	Jacksonville	12	6	2	0	0	6	0	4	0	0	13	1.08	0.167
	Arizona	11	2	3	2	1	5	0	1	0	0	24	2.18	0.364
9/30	Jacksonville	8	2	3	0	0	4	1	0	0	0	21	2.63	0.375
	at Cincinnati	9	3	3	2	1	3	0	0	0	1	24	2.67	0.444
10/10	Jacksonville	11	3	3	1	0	2	2	2	0	1	19	1.73	0.273
	Tennessee	9	1	4	1	1	4	0	0	0	0	30	3.33	0.556
10/17	Jacksonville	11	2	2	3	3	4	1	1	0	0	23	2.09	0.455
	Miami	11	2	2	3	2	4	1	1	0	0	20	1.82	0.364
10/31	Jacksonville	11	4	1	0	0	4	3	1	0	2	7	0.64	0.091
	at Seattle	10	5	3	1	1	5	0	0	0	0	24	2.40	0.500
11/7	Jacksonville	10	4	0	4	3	4	0	1	0	1	9	0.90	0.300
	Buffalo	9	0	0	2	2	3	1	3	0	0	6	0.67	0.222
11/14	Jacksonville	13	7	2	2	1	8	0	1	0	0	17	1.31	0.231
	at Indianapolis	12	6	1	3	3	7	0	0	0	1	16	1.33	0.333
11/21	Jacksonville	7	3	1	1	1	4	0	1	0	0	10	1.43	0.286
	San Francisco	9	1	3	3	3	2	0	0	0	1	30	3.33	0.667
11/28	Jacksonville	10	3	1	2	2	3	2	2	0	0	14	1.40	0.300
	Atlanta	10	3	3	0	0	5	0	1	0	1	21	2.10	0.300
12/5	Jacksonville	11	4	1	0	0	5	1	2	0	2	7	0.64	0.091
	at L.A. Rams	10	0	4	3	3	3	0	0	0	0	37	3.70	0.700
12/12	Jacksonville	11	3	0	0	0	5	1	4	0	1	0	0.00	0.000
	at Tennessee	11	3	2	3	2	5	0	0	0	1	20	1.82	0.364
12/19	Jacksonville	11	5	1	3	3	5	1	0	0	1	16	1.45	0.364
	Houston	11	3	2	3	3	4	0	1	0	0	23	2.09	0.545
12/26	Jacksonville	9	1	1	3	3	1	1	1	0	1	15	1.67	0.556
	at N.Y. Jets	9	3	2	2	2	1	2	0	0	1	19	2.11	0.556
1/2	Jacksonville	10	4	1	1	1	4	0	3	0	1	10	1.00	0.200
	at New England	10	0	7	1	1	1	0	0	0	1	50	5.00	0.800
1/9	Jacksonville	10	2	2	4	4	3	0	0	0	1	26	2.60	0.600
	Indianapolis	9	3	1	1	1	2	3	2	0	0	11	1.22	0.222
TOTALS	JAGUARS	179	64	25	27	21	72	13	28	0	12	235	1.31	0.268
	OPPONENTS	175	42	46	36	32	64	7	9	0	10	415	2.37	0.463



INDIVIDUAL GXG STATS: PASSING

2021 REGULAR SEASON INDIVIDUAL GAME-BY-GAME STATS

PASSING:														
TREVOR LAWRENCE														
DATE	OPP.	ATT	CMP	YDS	CMP%	Y/A	Y/C	TD	TD%	INT	INT%	LG	SK/YD	RATE
09/12	at Houston	51	28	332	54.9%	6.5	11.9	3	5.9%	3	5.9%	41t	1/13	70.1
09/19	Denver	33	14	118	42.4%	3.6	8.4	1	3.0%	2	6.1%	25t	1/4	37.2
09/26	Arizona	34	22	219	64.7%	6.4	10.0	1	2.9%	2	5.9%	25	3/17	68.1
09/30	at Cincinnati	24	17	204	70.8%	8.5	12.0	0	0.0%	0	0.0%	52	1/2	96.5
10/10	Tennessee	33	23	273	69.7%	8.3	11.9	1	3.0%	1	3.0%	58	2/17	92.1
10/17	Miami	41	25	319	61.0%	7.8	12.8	1	2.4%	0	0.0%	29	2/7	93.4
10/31	at Seattle	54	32	238	59.3%	4.4	7.4	1	1.9%	1	1.9%	17	1/11	68.3
11/07	Buffalo	26	15	118	57.7%	4.5	7.9	0	0.0%	0	0.0%	23	2/12	69.1
11/14	at Indianapolis	35	16	162	45.7%	4.6	10.1	0	0.0%	0	0.0%	24	3/10	59.5
11/21	San Francisco	25	16	158	64.0%	6.3	9.9	0	0.0%	0	0.0%	22	3/12	81.8
11/28	Atlanta	42	23	228	54.8%	5.4	9.9	1	2.4%	1	2.4%	26	1/12	68.4
12/05	at L.A. Rams	28	16	145	57.1%	5.2	9.1	0	0.0%	0	0.0%	28	2/9	71.3
12/12	at Tennessee	40	24	221	60.0%	5.5	9.2	0	0.0%	4	10.0%	41	3/37	35.5
12/19	Houston	38	22	210	57.9%	5.5	9.5	0	0.0%	0	0.0%	30	3/21	73.4
12/26	at N.Y. Jets	39	26	280	66.7%	7.2	10.8	0	0.0%	0	0.0%	25	1/28	87.6
01/02	at New England	27	17	193	63.0%	7.1	11.4	1	3.7%	3	11.1%	40	2/20	57.1
01/09	Indianapolis	32	23	223	71.9%	7.0	9.7	2	6.3%	0	0.0%	29	1/6	111.8
TOTALS		602	359	3,641	59.6%	6.0	10.1	12	2.0%	17	2.8%	58	32/238	71.9

PASSING:														
C.J. BEATHARD														
DATE	OPP.	ATT	CMP	YDS	CMP%	Y/A	Y/C	TD	TD%	INT	INT%	LG	SK/YD	RATE
09/12	at Houston													<i>DID NOT PLAY (NON-INJURY)</i>
09/19	Denver													<i>DID NOT PLAY (NON-INJURY)</i>
09/26	Arizona													<i>DID NOT PLAY (NON-INJURY)</i>
09/30	at Cincinnati													<i>DID NOT PLAY (NON-INJURY)</i>
10/10	Tennessee													<i>DID NOT PLAY (NON-INJURY)</i>
10/17	Miami													<i>DID NOT PLAY (NON-INJURY)</i>
10/31	at Seattle													<i>DID NOT PLAY (NON-INJURY)</i>
11/07	Buffalo	2	2	33	100.0%	16.5	16.5	0	0.0%	0	0.0%	28	0/0	118.8
11/14	at Indianapolis													<i>DID NOT PLAY (NON-INJURY)</i>
11/21	San Francisco													<i>DID NOT PLAY (NON-INJURY)</i>
11/28	Atlanta													<i>DID NOT PLAY (NON-INJURY)</i>
12/05	at L.A. Rams	0	0	0	0.0%	0.0	0.0	0	0.0%	0	0.0%	0	0/0	0.0
12/12	at Tennessee													<i>DID NOT PLAY (NON-INJURY)</i>
12/19	Houston													<i>DID NOT PLAY (NON-INJURY)</i>
12/26	at N.Y. Jets													<i>DID NOT PLAY (NON-INJURY)</i>
01/02	at New England													<i>DID NOT PLAY (NON-INJURY)</i>
01/09	Indianapolis													<i>RESERVE/COVID-19</i>
TOTALS		2	2	33	100.0%	16.5	16.5	0	0.0%	0	0.0%	28	0/0	118.8

PASSING:														
KYLE LAULETTA														
DATE	OPP.	ATT	CMP	YDS	CMP%	Y/A	Y/C	TD	TD%	INT	INT%	LG	SK/YD	RATE
09/12	at Houston													<i>PRACTICE SQUAD</i>
09/19	Denver													<i>PRACTICE SQUAD</i>
09/26	Arizona													<i>PRACTICE SQUAD</i>
09/30	at Cincinnati													<i>PRACTICE SQUAD</i>
10/10	Tennessee													<i>PRACTICE SQUAD</i>
10/17	Miami													<i>PRACTICE SQUAD</i>
10/31	at Seattle													<i>PRACTICE SQUAD</i>
11/07	Buffalo													<i>PRACTICE SQUAD</i>
11/14	at Indianapolis													<i>PRACTICE SQUAD</i>
11/21	San Francisco													<i>PRACTICE SQUAD</i>
11/28	Atlanta													<i>PRACTICE SQUAD</i>
12/05	at L.A. Rams													<i>PRACTICE SQUAD</i>
12/12	at Tennessee													<i>PRACTICE SQUAD</i>
12/19	Houston													
12/26	at N.Y. Jets													
01/02	at New England													
01/09	Indianapolis													
TOTALS		0	0	0	0.0%	0.0	0.0	0	0.0%	0	0.0%	--	0/0	0.0



INDIVIDUAL GXG STATS: PASSING

PASSING:		DANNY ETLING												
DATE	OPP.	ATT	CMP	YDS	CMP%	Y/A	Y/C	TD	TD%	INT	INT%	LG	SK/YD	RATE
09/12	at Houston													
09/19	Denver													
09/26	Arizona													
09/30	at Cincinnati													
10/10	Tennessee													
10/17	Miami							Seahawks						
10/31	at Seattle							Seahawks						
11/07	Buffalo							Seahawks						
11/14	at Indianapolis							NOT ON ROSTER						
11/21	San Francisco							Broncos						
11/28	Atlanta							NOT ON ROSTER						
12/05	at L.A. Rams							NOT ON ROSTER						
12/12	at Tennessee							Packers						
12/19	Houston							NOT ON ROSTER						
12/26	at N.Y. Jets							PRACTICE SQUAD						
01/02	at New England							PRACTICE SQUAD						
01/09	Indianapolis							PRACTICE SQUAD						
TOTALS		0	0	0	0.0%	0.0	0.0	0	0.0%	0	0.0%	--	0/0	0.0



INDIVIDUAL GXG STATS: RUSHING

2021 REGULAR SEASON INDIVIDUAL GAME-BY-GAME STATS

RUSHING:		JAMES ROBINSON					TREVOR LAWRENCE					CARLOS HYDE				
DATE	OPP.	NO.	YDS	AVG	LG	TD	NO.	YDS	AVG	LG	TD	NO.	YDS	AVG	LG	TD
09/12	at Houston	5	25	5.0	7	0	1	-2	-2.0	-2	0	9	44	4.9	13	0
09/19	Denver	11	47	4.3	12	0	2	21	10.5	11	0	2	7	3.5	6	0
09/26	Arizona	15	88	5.9	21	1	6	27	4.5	10	0	8	44	5.5	18	0
09/30	at Cincinnati	18	78	4.3	20	2	8	36	4.5	11	1	INACTIVE				
10/10	Tennessee	18	149	8.3	58	1	7	28	4.0	8	1	5	13	2.6	7	0
10/17	Miami	17	73	4.3	24	1	2	11	5.5	12	0	0	0	0.0	--	0
10/31	at Seattle	4	22	5.5	14	0	3	11	3.7	8	0	9	32	3.6	7	0
11/07	Buffalo	INACTIVE					3	4	1.3	3	0	21	67	3.2	15	0
11/14	at Indianapolis	12	57	4.8	18	1	5	33	6.6	12	0	2	4	2.0	5	0
11/21	San Francisco	12	29	2.4	7	1	3	23	7.7	10	0	0	0	0.0	--	0
11/28	Atlanta	17	86	5.1	12	0	5	39	7.8	10	0	6	16	2.7	8	0
12/05	at L.A. Rams	8	24	3.0	13	0	4	10	2.5	9	0	9	24	2.7	10	1
12/12	at Tennessee	6	4	0.7	5	0	1	2	2.0	2	0	1	2	2.0	2	0
12/19	Houston	18	75	4.2	16	1	5	21	4.2	10	0	INACTIVE				
12/26	at N.Y. Jets	3	10	3.3	9	0	6	37	6.2	26	0	INJURED RESERVE				
01/02	at New England	INJURED RESERVE					2	16	8.0	15	0	INJURED RESERVE				
01/09	Indianapolis	INJURED RESERVE					10	17	1.7	8	0	INJURED RESERVE				
TOTALS		164	767	4.7	58	8	73	334	4.6	26	2	72	253	3.5	18	1

RUSHING:		DARE OGUNBOWALE					JAMAL AGNEW					RYQUELL ARMSTEAD				
DATE	OPP.	NO.	YDS	AVG	LG	TD	NO.	YDS	AVG	LG	TD	NO.	YDS	AVG	LG	TD
09/12	at Houston	0	0	0.0	--	0	0	0	0.0	--	0	NOT ON ROSTER				
09/19	Denver	0	0	0.0	--	0	0	0	0.0	--	0	NOT ON ROSTER				
09/26	Arizona	0	0	0.0	--	0	0	0	0.0	--	0	NOT ON ROSTER				
09/30	at Cincinnati	2	3	1.5	2	0	1	11	11.0	11	0	NOT ON ROSTER				
10/10	Tennessee	0	0	0.0	--	0	1	8	8.0	8	0	Saints				
10/17	Miami	0	0	0.0	--	0	0	0	0.0	--	0	Saints				
10/31	at Seattle	2	9	4.5	5	0	0	0	0.0	--	0	NOT ON ROSTER				
11/07	Buffalo	1	1	1.0	1	0	1	11	11.0	11	0	Packers				
11/14	at Indianapolis	0	0	0.0	--	0	3	79	26.3	66t	1	Packers				
11/21	San Francisco	0	0	0.0	--	0	1	2	2.0	2	0	Packers				
11/28	Atlanta	0	0	0.0	--	0	INJURED RESERVE					Packers				
12/05	at L.A. Rams	0	0	0.0	--	0	INJURED RESERVE					Packers				
12/12	at Tennessee	0	0	0.0	--	0	INJURED RESERVE					Packers				
12/19	Houston	1	1	1.0	1	0	INJURED RESERVE					Packers				
12/26	at N.Y. Jets	17	57	3.4	9	1	INJURED RESERVE					ON INACTIVE LIST				
01/02	at New England	9	36	4.0	5	0	INJURED RESERVE					6	28	4.7	9	0
01/09	Indianapolis	11	30	2.7	12	0	INJURED RESERVE					9	52	5.8	26	0
TOTALS		43	137	3.2	12	1	7	111	15.9	66T	1	15	80	5.3	26	0

RUSHING:		LAVISKA SHENAULT JR.					TAVON AUSTIN					ANDREW WINGARD				
DATE	OPP.	NO.	YDS	AVG	LG	TD	NO.	YDS	AVG	LG	TD	NO.	YDS	AVG	LG	TD
09/12	at Houston	1	9	9.0	9	0	INJURED RESERVE					0	0	0.0	--	0
09/19	Denver	1	0	0.0	--	0	INJURED RESERVE					0	0	0.0	--	0
09/26	Arizona	0	0	0.0	--	0	INJURED RESERVE					0	0	0.0	--	0
09/30	at Cincinnati	1	11	11.0	11	0	0	0	0.0	--	0	0	0	0.0	--	0
10/10	Tennessee	0	0	0.0	--	0	0	0	0.0	--	0	0	0	0.0	--	0
10/17	Miami	0	0	0.0	--	0	0	0	0.0	--	0	0	0	0.0	--	0
10/31	at Seattle	1	8	8.0	8	0	0	0	0.0	--	0	0	0	0.0	--	0
11/07	Buffalo	1	-4	-4.0	-4	0	0	0	0.0	--	0	0	0	0.0	--	0
11/14	at Indianapolis	2	6	3.0	5	0	0	0	0.0	--	0	0	0	0.0	--	0
11/21	San Francisco	0	0	0.0	--	0	0	0	0.0	--	0	0	0	0.0	--	0
11/28	Atlanta	0	0	0.0	--	0	0	0	0.0	--	0	0	0	0.0	--	0
12/05	at L.A. Rams	3	1	0.3	3	0	0	0	0.0	--	0	0	0	0.0	--	0
12/12	at Tennessee	0	0	0.0	--	0	0	0	0.0	--	0	0	0	0.0	--	0
12/19	Houston	1	10	10.0	10	0	0	0	0.0	--	0	0	0	0.0	--	0
12/26	at N.Y. Jets	RESERVE/COVID-19					3	21	7.0	8	0	1	4	4.0	4	0
01/02	at New England	0	0	0.0	--	0	0	0	0.0	--	0	RESERVE/COVID-19				
01/09	Indianapolis	0	0	0.0	--	0	INACTIVE					RESERVE/COVID-19				
TOTALS		11	41	3.7	11	0	3	21	7.0	8	0	1	4	4.0	4	0



INDIVIDUAL GXG STATS: RUSHING

RUSHING:		C.J. BEATHARD					MEKHI SARGENT					
DATE	OPP.	NO.	YDS	AVG	LG	TD	NO.	YDS	AVG	LG	TD	
09/12	at Houston		DID NOT PLAY (NON-INJURY)						Titans			
09/19	Denver		DID NOT PLAY (NON-INJURY)						Titans			
09/26	Arizona		DID NOT PLAY (NON-INJURY)						Titans			
09/30	at Cincinnati		DID NOT PLAY (NON-INJURY)						Titans			
10/10	Tennessee		DID NOT PLAY (NON-INJURY)						Titans			
10/17	Miami		DID NOT PLAY (NON-INJURY)						Titans			
10/31	at Seattle		DID NOT PLAY (NON-INJURY)						Titans			
11/07	Buffalo	0	0	0.0	--	0		Rams				
11/14	at Indianapolis		DID NOT PLAY (NON-INJURY)						Rams			
11/21	San Francisco		DID NOT PLAY (NON-INJURY)						Rams			
11/28	Atlanta		DID NOT PLAY (NON-INJURY)						Rams			
12/05	at L.A. Rams	1	2	2.0	2	0		Rams				
12/12	at Tennessee		DID NOT PLAY (NON-INJURY)						Rams			
12/19	Houston		DID NOT PLAY (NON-INJURY)						Rams			
12/26	at N.Y. Jets		DID NOT PLAY (NON-INJURY)						Rams			
01/02	at New England		DID NOT PLAY (NON-INJURY)						INACTIVE			
01/09	Indianapolis		RESERVE/ COVID-19					1	2	2.0	2	0
TOTALS		1	2	2.0	2	0	3	7	2.3	3	0	



INDIVIDUAL GXG STATS: RECEIVING

2021 REGULAR SEASON INDIVIDUAL GAME-BY-GAME STATS

RECEIVING:		MARVIN JONES JR.					LAVISKA SHENAULT JR.					LAQUON TREADWELL				
DATE	OPP.	NO.	YDS	AVG	LG	TD	NO.	YDS	AVG	LG	TD	NO.	YDS	AVG	LG	TD
09/12	at Houston	5	77	15.4	33	1	7	50	7.1	14	0	PRACTICE SQUAD				
09/19	Denver	6	55	9.2	25t	1	2	-3	-1.5	5	0	0	0	0.0	--	0
09/26	Arizona	6	62	10.3	14	0	4	48	12.0	20	0	PRACTICE SQUAD				
09/30	at Cincinnati	3	24	8.0	10	0	6	99	16.5	52	0	PRACTICE SQUAD				
10/10	Tennessee	1	25	25.0	25	0	1	58	58.0	58	0	PRACTICE SQUAD				
10/17	Miami	7	100	14.3	28t	1	6	54	9.0	12	0	PRACTICE SQUAD				
10/31	at Seattle	5	35	7.0	13	0	2	13	6.5	7	0	PRACTICE SQUAD				
11/07	Buffalo	3	21	7.0	12	0	4	24	6.0	9	0	PRACTICE SQUAD				
11/14	at Indianapolis	2	35	17.5	23	0	3	15	5.0	6	0	1	18	18.0	18	0
11/21	San Francisco	4	52	13.0	22	0	5	50	10.0	16	0	1	11	11.0	11	0
11/28	Atlanta	4	43	10.8	21	0	5	33	6.6	24	0	4	53	13.3	20	0
12/05	at L.A. Rams	2	11	5.5	6	0	3	30	10.0	17	0	4	62	15.5	28	0
12/12	at Tennessee	6	70	11.7	31	0	4	34	8.5	14	0	4	68	17.0	41	0
12/19	Houston	2	14	7.0	9	0	4	39	9.8	11	0	6	57	9.5	21	0
12/26	at N.Y. Jets	8	74	9.3	19	0	RESERVE/COVID-19					4	54	13.5	20	0
01/02	at New England	2	46	23.0	24	0	2	13	6.5	11	0	6	87	14.5	40	0
01/09	Indianapolis	7	88	12.6	29	1	5	62	12.4	18	0	3	24	8.0	14	1
TOTALS		73	832	11.4	33	4	63	619	9.8	58	0	33	434	13.2	41	1

RECEIVING:		DAN ARNOLD					JAMES O'SHAUGHNESSY					JAMAL AGNEW				
DATE	OPP.	NO.	YDS	AVG	LG	TD	NO.	YDS	AVG	LG	TD	NO.	YDS	AVG	LG	TD
09/12	at Houston	Panthers					6	48	8.0	22	0	0	0	0.0	--	0
09/19	Denver	Panthers					1	24	24.0	24	0	0	0	0.0	--	0
09/26	Arizona	Panthers					INJURED RESERVE					0	0	0.0	--	0
09/30	at Cincinnati	2	29	14.5	17	0	INJURED RESERVE					1	27	27.0	27	0
10/10	Tennessee	6	64	10.7	18	0	INJURED RESERVE					6	41	6.8	8	0
10/17	Miami	2	27	13.5	19	0	INJURED RESERVE					5	78	15.6	29	0
10/31	at Seattle	8	68	8.5	11	0	INJURED RESERVE					6	38	6.3	9t	1
11/07	Buffalo	4	60	15.0	28	0	INJURED RESERVE					3	27	9.0	23	0
11/14	at Indianapolis	5	67	13.4	24	0	INJURED RESERVE					0	0	0.0	--	0
11/21	San Francisco	0	0	0.0	--	0	INJURED RESERVE - DESIGNATED FOR RETURN					3	18	6.0	8	0
11/28	Atlanta	1	9	9.0	9	0	3	29	9.7	21	0	INJURED RESERVE				
12/05	at L.A. Rams	INJURED RESERVE					2	13	6.5	7	0	INJURED RESERVE				
12/12	at Tennessee	INJURED RESERVE					4	21	5.3	7	0	INJURED RESERVE				
12/19	Houston	INJURED RESERVE					4	60	15.0	30	0	INJURED RESERVE				
12/26	at N.Y. Jets	INJURED RESERVE - DESIGNATED FOR RETURN					4	49	12.3	22	0	INJURED RESERVE				
01/02	at New England	RESERVE/COVID-19					INACTIVE					INJURED RESERVE				
01/09	Indianapolis	INJURED RESERVE - DESIGNATED FOR RETURN					INACTIVE					INJURED RESERVE				
TOTALS		28	324	11.6	28	0	24	244	10.2	30	0	24	229	9.5	29	1

RECEIVING:		JAMES ROBINSON					TAVON AUSTIN					DJ CHARK JR.				
DATE	OPP.	NO.	YDS	AVG	LG	TD	NO.	YDS	AVG	LG	TD	NO.	YDS	AVG	LG	TD
09/12	at Houston	3	29	9.7	15	0	INJURED RESERVE					3	86	28.7	41t	1
09/19	Denver	3	17	5.7	13	0	INJURED RESERVE					1	19	19.0	19	0
09/26	Arizona	6	46	7.7	13	0	INJURED RESERVE					3	49	16.3	25	1
09/30	at Cincinnati	1	-2	-2.0	-2	0	1	8	8.0	8	0	0	0	0.0	--	0
10/10	Tennessee	1	-2	-2.0	-2	0	5	54	10.8	22	0	INJURED RESERVE				
10/17	Miami	3	28	9.3	11	0	0	0	0.0	--	0	INJURED RESERVE				
10/31	at Seattle	1	17	17.0	17	0	1	5	5.0	5	0	INJURED RESERVE				
11/07	Buffalo	INACTIVE					0	0	0.0	--	0	INJURED RESERVE				
11/14	at Indianapolis	4	27	6.8	9	0	0	0	0.0	--	0	INJURED RESERVE				
11/21	San Francisco	2	9	4.5	6	0	1	18	18.0	18	0	INJURED RESERVE				
11/28	Atlanta	3	29	9.7	26	0	2	21	10.5	14	1	INJURED RESERVE				
12/05	at L.A. Rams	1	11	11.0	11	0	1	9	9.0	9	0	INJURED RESERVE				
12/12	at Tennessee	0	0	0.0	--	0	3	17	5.7	7	0	INJURED RESERVE				
12/19	Houston	3	13	4.3	5	0	1	11	11.0	11	0	INJURED RESERVE				
12/26	at N.Y. Jets	0	0	0.0	--	0	6	68	11.3	25	0	INJURED RESERVE				
01/02	at New England	INJURED RESERVE					3	2	0.7	4	0	INJURED RESERVE				
01/09	Indianapolis	INJURED RESERVE					INACTIVE					INJURED RESERVE				
TOTALS		31	222	7.2	26	0	24	213	8.9	25	1	7	154	22.0	41T	2



INDIVIDUAL GXG STATS: RECEIVING

RECEIVING:		DARE OGUNBOWALE					CHRIS MANHERTZ					CARLOS HYDE				
DATE	OPP.	NO.	YDS	AVG	LG	TD	NO.	YDS	AVG	LG	TD	NO.	YDS	AVG	LG	TD
09/12	at Houston	0	0	0.0	--	0	1	22	22.0	22t	1	2	14	7.0	9	0
09/19	Denver	0	0	0.0	--	0	0	0	0.0	--	0	0	0	0.0	--	0
09/26	Arizona	0	0	0.0	--	0	0	0	0.0	--	0	0	0	0.0	--	0
09/30	at Cincinnati	0	0	0.0	--	0	1	7	7.0	7	0	INACTIVE				
10/10	Tennessee	1	19	19.0	19	0	0	0	0.0	--	0	0	0	0.0	--	0
10/17	Miami	0	0	0.0	--	0	1	11	11.0	11	0	0	0	0.0	--	0
10/31	at Seattle	1	9	9.0	9	0	0	0	0.0	--	0	6	40	6.7	9	0
11/07	Buffalo	1	4	4.0	4	0	1	9	9.0	9	0	1	6	6.0	6	0
11/14	at Indianapolis	0	0	0.0	--	0	0	0	0.0	--	0	1	0	0.0	--	0
11/21	San Francisco	0	0	0.0	--	0	0	0	0.0	--	0	0	0	0.0	--	0
11/28	Atlanta	0	0	0.0	--	0	1	11	11.0	11	0	0	0	0.0	--	0
12/05	at L.A. Rams	0	0	0.0	--	0	0	0	0.0	--	0	1	-1	-1.0	-1	0
12/12	at Tennessee	2	5	2.5	3	0	0	0	0.0	--	0	1	6	6.0	6	0
12/19	Houston	1	5	5.0	5	0	1	11	11.0	11	0	INACTIVE				
12/26	at N.Y. Jets	2	15	7.5	9	0	0	0	0.0	--	0	INJURED RESERVE				
01/02	at New England	2	32	16.0	28t	1	0	0	0.0	--	0	INJURED RESERVE				
01/09	Indianapolis	3	25	8.3	11	0	0	0	0.0	--	0	INJURED RESERVE				
TOTALS		13	114	8.8	28T	1	6	71	11.8	22T	1	12	65	5.4	9	0

RECEIVING:		LUKE FARRELL					JACOB HOLLISTER					RYQUELL ARMSTEAD				
DATE	OPP.	NO.	YDS	AVG	LG	TD	NO.	YDS	AVG	LG	TD	NO.	YDS	AVG	LG	TD
09/12	at Houston	0	0	0.0	--	0	INACTIVE					NOT ON ROSTER				
09/19	Denver	1	6	6.0	6	0	INACTIVE					NOT ON ROSTER				
09/26	Arizona	1	-1	-1.0	-1	0	2	15	7.5	9	0	NOT ON ROSTER				
09/30	at Cincinnati	1	7	7.0	7	0	1	5	5.0	5	0	NOT ON ROSTER				
10/10	Tennessee	1	13	13.0	13	0	1	1	1.0	1t	1	Saints				
10/17	Miami	1	21	21.0	21	0	0	0	0.0	--	0	Saints				
10/31	at Seattle	1	3	3.0	3	0	INACTIVE					NOT ON ROSTER				
11/07	Buffalo	0	0	0.0	--	0	INACTIVE					Packers				
11/14	at Indianapolis	0	0	0.0	--	0	INACTIVE					Packers				
11/21	San Francisco	0	0	0.0	--	0	INACTIVE					Packers				
11/28	Atlanta	INACTIVE					INACTIVE					Packers				
12/05	at L.A. Rams	0	0	0.0	--	0	INACTIVE					Packers				
12/12	at Tennessee	0	0	0.0	--	0	INACTIVE					Packers				
12/19	Houston	INACTIVE					0	0	0.0	--	0	Packers				
12/26	at N.Y. Jets	0	0	0.0	--	0	2	20	10.0	11	0	ON INACTIVE LIST				
01/02	at New England	1	7	7.0	7	0	RESERVE/COVID-19					1	6	6.0	6	0
01/09	Indianapolis	0	0	0.0	--	0	3	14	4.7	7	0	2	10	5.0	9	0
TOTALS		7	56	8.0	21	0	9	55	6.1	11	1	3	16	5.3	9	0

RECEIVING:		TYRON JOHNSON					JAYDON MICKENS				
DATE	OPP.	NO.	YDS	AVG	LG	TD	NO.	YDS	AVG	LG	TD
09/12	at Houston	1	6	6.0	6	0	Buccaneers				
09/19	Denver	Raiders					Buccaneers				
09/26	Arizona	Raiders					Buccaneers				
09/30	at Cincinnati	Raiders					Buccaneers				
10/10	Tennessee	Raiders					Buccaneers				
10/17	Miami	ON INACTIVE LIST					Buccaneers				
10/31	at Seattle	Raiders					Buccaneers				
11/07	Buffalo	ON INACTIVE LIST					Buccaneers				
11/14	at Indianapolis	Raiders					Buccaneers				
11/21	San Francisco	Raiders					Buccaneers				
11/28	Atlanta	Raiders					Buccaneers				
12/05	at L.A. Rams	Raiders					2	10	5.0	12	0
12/12	at Tennessee	Raiders					0	0	0.0	--	0
12/19	Houston	Raiders					0	0	0.0	--	0
12/26	at N.Y. Jets	Raiders					0	0	0.0	--	0
01/02	at New England	Raiders					RESERVE/COVID-19				
01/09	Indianapolis	Raiders					0	0	0.0	--	0
TOTALS		1	6	6.0	6	0	2	10	5.0	12	0



INDIVIDUAL GXG STATS: DEFENSIVE

2021 REGULAR SEASON INDIVIDUAL DEFENSIVE GAME-BY-GAME STATS

DATE	OPP.	MYLES JACK											DAMIEN WILSON											ANDREW WINGARD																												
		S	A	TK	TFL	TFLY	SK	SKY	INT	FR	FF	PR	PD	S	A	TK	TFL	TFLY	SK	SKY	INT	FR	FF	PR	PD	S	A	TK	TFL	TFLY	SK	SKY	INT	FR	FF	PR	PD															
09/12	at Houston	6	3	9	1	4	0.0	0.0	0	0	0	0	1	6	7	0	0	0.0	0.0	0	0	0	0	0	4	1	5	0	0	0.0	0.0	0	0	0	0	0	0	0	0	0	0											
09/19	Denver	3	3	6	0	0	0.0	0.0	0	0	0	0	2	3	5	0	0	0.0	0.0	0	0	0	0	0	5	3	8	1	1	1.0	1.0	0	0	0	0	1	0	0	0	1	0											
09/26	Arizona	6	4	10	0	0	0.0	0.0	0	0	0	0	6	3	9	0	0	0.0	0.0	0	0	0	0	0	4	3	7	0	0	0.0	0.0	1	0	0	0	0	0	0	0	0	1	0										
09/30	at Cincinnati	2	5	7	0	0	0.0	0.0	0	0	0	0	3	3	6	0	0	0.0	0.0	0	0	0	0	0	4	2	6	0	0	0.0	0.0	0	0	0	0	0	0	0	0	0	0	0										
10/10	Tennessee	2	2	4	0	0	0.0	0.0	0	0	0	0	4	2	6	1	1	0.0	0.0	0	0	0	0	0	5	0	5	0	0	0.0	0.0	0	0	0	0	0	0	0	0	0	0	0										
10/17	Miami	INACTIVE											9	3	12	0	0	0.0	0.0	0	0	0	0	0	5	2	7	1	1	0.0	0.0	0	0	0	0	0	0	0	0	0	0	0	0	0	0	0	0	0				
10/31	at Seattle	5	3	8	1	0	0.0	0.0	0	0	0	0	4	3	7	0	0	0.0	0.0	0	0	0	0	0	0	2	2	2	0	0	0.0	0.0	0	0	0	0	0	0	0	0	0	0	0	0	0	0						
11/07	Buffalo	5	2	7	1	1	0.0	0.0	0	0	0	1	5	2	7	0	0	0.0	0.0	0	0	0	1	1	2	0	2	0	0	0.0	0.0	0	0	0	0	0	0	0	0	0	0	0	0	0	0	0						
11/14	at Indianapolis	4	0	4	0	0	0.0	0.0	0	0	0	1	2	2	4	0	0	0.0	0.0	0	0	0	0	0	2	1	3	0	0	0.0	0.0	0	0	0	0	0	0	0	0	0	0	0	0	0	0	0	0					
11/21	San Francisco	5	7	12	0	0	0.0	0.0	0	0	0	0	4	4	8	2	8	1.0	6.0	0	0	0	1	0	4	3	7	0	0	0.0	0.0	0	0	0	0	0	0	0	0	0	0	0	0	0	0	0	0					
11/28	Atlanta	4	4	8	0	0	0.0	0.0	0	0	0	0	2	0	2	0	0	0.0	0.0	0	0	0	0	0	5	0	5	0	0	0.0	0.0	0	0	0	0	0	0	0	0	0	0	0	0	0	0	0	0					
12/05	at L.A. Rams	3	4	7	0	0	0.0	0.0	0	0	0	0	2	4	6	0	0	0.0	0.0	0	0	0	0	0	3	5	8	0	0	0.0	0.0	0	0	0	0	0	0	0	0	0	0	0	0	0	0	0	0					
12/12	at Tennessee	6	3	9	0	0	0.0	0.0	0	0	0	0	6	4	10	2	12	1.0	7.0	0	0	0	1	0	5	3	8	0	0	0.0	0.0	0	0	0	0	0	0	0	0	0	0	0	0	0	0	0	0					
12/19	Houston	5	1	6	0	0	0.0	0.0	0	0	0	0	2	2	4	0	0	0.0	0.0	0	0	0	0	0	5	4	9	0	0	0.0	0.0	0	0	0	0	0	0	0	0	0	0	0	0	0	0	0	0					
12/26	at N.Y. Jets	INACTIVE											2	2	4	0	0	0.0	0.0	0	0	0	0	1	3	1	4	0	0	0.0	0.0	0	0	0	0	0	0	0	0	0	0	0	0	0	0	0	0	0	0	0	0	0
01/02	at New England	4	2	6	0	0	0.0	0.0	0	0	0	0	1	1	2	0	0	0.0	0.0	0	0	0	0	2	RESERVE/COVID-19																											
01/09	Indianapolis	2	3	5	0	0	0.0	0.0	0	0	0	0	2	3	5	0	0	1.0	15.0	1	0	1	1	1	RESERVE/COVID-19																											
TOTALS		62	46	108	3	5	0.0	0.0	0	0	0	2	0	57	47	104	5	21	3.0	28.0	1	0	1	5	5	56	30	86	2	2	1.0	1.0	1	0	0	0	1	1	1	1	1	1	1	1	1	1						

DATE	OPP.	RAYSHAWN JENKINS											TYSON CAMPBELL											JOSH ALLEN																																			
		S	A	TK	TFL	TFLY	SK	SKY	INT	FR	FF	PR	PD	S	A	TK	TFL	TFLY	SK	SKY	INT	FR	FF	PR	PD	S	A	TK	TFL	TFLY	SK	SKY	INT	FR	FF	PR	PD																						
09/12	at Houston	6	0	6	1	0	0.0	0.0	0	0	0	1	1	2	0	2	0	0	0.0	0.0	0	0	0	0	3	2	5	1	2	1.0	2.0	0	0	0	0	0	0	0	0	2	0	0	0	2	0	0													
09/19	Denver	6	0	6	0	0	0.0	0.0	0	0	0	0	1	2	1	3	0	0	0.0	0.0	0	0	0	0	1	1	2	3	1	16	1.0	16.0	0	0	0	0	0	0	0	0	0	0	0	0	1	0	0	0											
09/26	Arizona	2	0	2	0	0	0.0	0.0	0	0	0	0	0	6	2	8	0	0	0.0	0.0	0	0	0	0	1	0	1	1	0	0	0.0	0.0	0	0	0	0	0	0	0	0	0	0	0	0	0	0	0	0	0										
09/30	at Cincinnati	3	4	7	0	0	0.0	0.0	0	0	0	0	0	4	5	9	1	2	0.0	0.0	0	0	0	0	0	1	1	2	0	0	0.0	0.0	0	0	0	0	0	0	0	0	0	0	0	0	0	0	0	0	0	1	0								
10/10	Tennessee	4	1	5	0	0	0.0	0.0	0	0	0	0	INACTIVE											5	2	7	0	0	0.5	0.0	0	0	0	0	0	0	0	0	0	0	0	0	0	0	0	2	1	0	0	0	0	0	2	1					
10/17	Miami	6	3	9	0	0	0.0	0.0	0	0	0	0	1	INACTIVE											4	3	7	0	0	0.0	0.0	0	0	0	1	1	0	0	0	0	0	0	0	0	0	0	0	0	0	0	1	1	0	0	0	1	1		
10/31	at Seattle	4	2	6	0	0	0.0	0.0	0	0	0	0	0	3	1	4	0	0	0.0	0.0	0	0	0	0	1	5	1	6	4	31	2.0	24.0	0	0	0	0	0	0	0	0	0	0	0	0	0	0	2	0	0	0	0								
11/07	Buffalo	2	0	2	0	0	0.0	0.0	0	0	0	0	0	4	1	5	0	0	0.0	0.0	0	0	0	0	0	8	0	8	2	13	1.0	10.0	0	0	0	0	0	0	1	1	0	0	1	1	0	0	1	1	0	0									
11/14	at Indianapolis	4	2	6	0	0	0.0	0.0	0	0	0	0	0	4	1	5	0	0	0.0	0.0	0	0	0	0	1	2	0	2	0	0	0.0	0.0	0	0	0	0	0	0	0	0	0	0	0	0	0	0	3	0	0										
11/21	San Francisco	2	0	2	0	0	0.0	0.0	0	0	0	0	0	3	0	3	0	0	0.0	0.0	0	0	0	0	0	4	6	10	1	0	0.0	0.0	0	0	0	0	1	0	0	0	0	0	0	0	0	0	0	0	0	0									
11/28	Atlanta	5	1	6	0	0	0.0	0.0	0	0	0	0	0	2	1	3	0	0	0.0	0.0	1	0	0	0	3	2	1	3	0	0	0.0	0.0	0	0	0	0	0	0	0	0	0	0	0	0	0	0	0	0	0	0	0								
12/05	at L.A. Rams	2	4	6	0	0	0.0	0.0	0	0	0	0	0	2	2	4	0	0	0.0	0.0	0	0	0	0	0	0	2	2	0	0	0.0	0.0	0	0	0	0	0	0	0	0	0	0	0	0	0	0	0	0	0	0	0								
12/12	at Tennessee	3	0	3	0	0	0.0	0.0	0	0	0	0	0	2	2	4	0	0	0.0	0.0	0	0	0	0	0	2	0	2	0	0	0.0	0.0	0	0	0	0	0	0	0	0	0	0	0	0	0	0	0	0	0	0	0								
12/19	Houston	0	0	0	0	0	0.0	0.0	0	0	0	0	0	3	1	4	0	0	0.0	0.0	1	0	0	0	2	2	0	2	0	0	0.0	0.0	0	0	0	0	0	0	0	0	0	0	0	0	0	0	0	0	0	0									
12/26	at N.Y. Jets	INJURED RESERVE											4	3	7	0	0	0.0	0.0	0	0	0	0	0	RESERVE/COVID-19																																		
01/02	at New England	INJURED RESERVE											2	2	4	0	0	0.0	0.0	0	0	0	0	0	4	3	7	1	1	0.0	0.0	0	0	0	0	0	0	0	0	0	0	0	0	0	0	0	0	0	0	0	0	0	0	0	0	0			
01/09	Indianapolis	INJURED RESERVE											6	2	8	1	2	0.0	0.0	0	0	0	0	1	3	1	4	2	18	2.0	18.0	0	0	0	0	0	1	0	0	0	0	0	0	0	0	0	0	0	0	0	0	0	0	0	0	0	0	0	0
TOTALS		49	17	66	1	0	0.0	0.0	0	0	0	1	3	49	24	73	2	4	0.0	0.0	2	0	0	0	10	46	25	71	12	81	7.5	70.0	1	1	1	1	1	1	1	1	1	1	1	1	1	1	1	1	1										

DATE	OPP.	RUDY FORD											SHAQUILL GRIFFIN											MALCOM BROWN										
		S	A	TK	TFL	Y	SK	SKY	INT	FR	FF	PR	PD	S	A	TK	TFL	Y	SK	SKY	INT	FR	FF	PR	PD	S	A	TK	TFL	TFLY	SK	SKY		

INDIVIDUAL GXG STATS: DEFENSIVE

DATE	OPP.	DAVON HAMILTON														DAWUJANE SMOOT														ROY ROBERTSON-HARRIS																
		S	A	TK	TFL	TFL Y	SK	SKY	INT	FR	FF	PR	PD	S	A	TK	TFL	TFL Y	SK	SKY	INT	FR	FF	PR	PD	S	A	TK	TFL	TFL Y	SK	SKY	INT	FR	FF	PR	PD									
09/12	at Houston	0	4	4	0	0	0.0	0.0	0	0	0	0	0	0	0	0	0	0	0.0	0.0	0	0	0	0	0	0	0	2	3	5	0	0	0.0	0.0	0	0	0	0	1	0						
09/19	Denver	3	2	5	0	0	0.0	0.0	0	0	0	0	0	0	1	1	0	0	0.0	0.0	0	0	0	2	0	2	0	0	0	0	0.0	0.0	0	0	0	0	0	0	0	0						
09/26	Arizona	0	1	1	0	0	0.0	0.0	0	0	0	0	2	0	2	0	0	0.0	0.0	0	0	0	0	1		INACTIVE																				
09/30	at Cincinnati	2	1	3	0	0	0.0	0.0	0	0	0	0	0	0	0	0	0	0.0	0.0	0	0	0	1		INACTIVE																					
10/10	Tennessee	4	3	7	0	0	0.0	0.0	0	0	0	1	2	1	3	1	11	1.5	11.0	0	0	0	3	0		INACTIVE																				
10/17	Miami	0	0	0	0	0	0.0	0.0	0	0	0	0	0	2	2	0	0	0.0	0.0	0	0	0	1	0	0	1	1	0	0	0.0	0.0	0	0	0	0	0	0	0	0							
10/31	at Seattle	0	1	1	0	0	0.0	0.0	0	0	0	0	2	1	3	2	13	1.0	11.0	0	0	0	1	0	0	1	1	0	0	0.0	0.0	0	0	0	0	0	0	0	0							
11/07	Buffalo	0	1	1	0	0	0.0	0.0	0	0	0	0	3	0	3	1	9	1.0	9.0	0	0	1	2	0	2	0	2	0	0	0.0	0.0	0	0	0	0	0	0	0	0							
11/14	at Indianapolis	2	0	2	1	12	1.0	12.0	0	0	0	1	0	3	2	5	0	0	0.0	0.0	0	0	0	0	0	2	0	2	0	0.0	0.0	0	0	0	0	0	0	0	1							
11/21	San Francisco	0	2	2	0	0	0.0	0.0	0	0	0	0	0	0	0	0	0	0.0	0.0	0	0	0	0	2	2	4	1	8	1.0	8.0	0	0	0	0	2	0	0	0								
11/28	Atlanta	0	0	0	0	0	0.0	0.0	0	0	0	1	0	0	0	0	0	0.0	0.0	0	0	0	0	2	0	2	1	7	1.0	7.0	0	0	0	0	1	0	0	0								
12/05	at L.A. Rams						INACTIVE						3	2	5	0	0	0.5	2.5	0	0	0	1	1	0	1	1	0	0	0.0	0.0	0	0	0	0	0	0	0	0	0						
12/12	at Tennessee	3	1	4	0	0	0.0	0.0	0	0	0	0	2	0	2	1	7	1.0	7.0	0	0	0	3	0	4	1	5	2	8	1.0	8.0	0	0	0	0	2	0	0	0							
12/19	Houston	3	0	3	1	1	0.0	0.0	0	0	0	0	1	1	4	5	0	0	0.0	0.0	0	0	0	0	2	3	5	0	0	0.0	0.0	0	0	0	0	0	0	0	0							
12/26	at N.Y. Jets	3	3	6	0	0	0.0	0.0	0	0	0	0	3	1	4	1	0	0.0	0.0	0	0	0	1	0	1	3	4	0	0	0.0	0.0	0	0	0	0	0	0	0	1							
01/02	at New England	4	1	5	0	0	0.0	0.0	0	0	0	0		RESERVE/COVID-19								2	1	3	0	0	0		RESERVE/COVID-19								0	0	0	0	0	0	0	0	0	0
01/09	Indianapolis	2	0	2	0	0	0.0	0.0	0	1	0	0		RESERVE/COVID-19								0	0	0	0	0	0	0	0	0	0	0	0	0.0	0.0	0	0	0	0	3	0	0	0			
TOTALS		26	20	46	2	13	1.0	12.0	0	1	0	2	2	21	14	35	6	40	5.0	40.5	0	0	1	15	2	21	16	37	4	23	3.0	23.0	0	0	0	0	9	2								

DATE	OPP.	K'LAVON CHAISSON														ADAM GOTSIS														NEVIN LAWSON														
		S	A	TK	TFL	TFL Y	SK	SKY	INT	FR	FF	PR	PD	S	A	TK	TFL	TFL Y	SK	SKY	INT	FR	FF	PR	PD	S	A	TK	TFL	TFL Y	SK	SKY	INT	FR	FF	PR	PD							
09/12	at Houston	1	1	2	0	0	0.0	0.0	0	0	0	0		INACTIVE									RAIDERS																					
09/19	Denver	1	2	3	0	0	0.0	0.0	0	0	0	0	2	0	2	1	9	1.0	9.0	0	0	0	2	0		RAIDERS																		
09/26	Arizona	2	1	3	0	0	0.0	0.0	0	0	0	0	2	2	4	1	3	0.0	0.0	0	0	0	0	0	0	0	0	0	0	0.0	0.0	0	0	0	0	0	0	0	0					
09/30	at Cincinnati	1	0	1	0	0	0.0	0.0	0	0	0	1	0	2	1	3	1	6	1.0	6.0	0	0	0	1	0		INACTIVE																	
10/10	Tennessee	3	3	6	2	4	1.0	2.0	0	0	0	3	0	1	0	1	0	0	0.0	0.0	0	0	0	0	0	0	0	0	0	0.0	0.0	0	0	0	0	0	0	0	0					
10/17	Miami	0	0	0	0	0	0.0	0.0	0	0	0	0	0	0	0	0	0	0.0	0.0	0	0	0	0	0	3	2	5	0	0	0.0	0.0	1	0	0	0	0	2	0	0					
10/31	at Seattle	0	2	2	0	0	0.0	0.0	0	0	0	0	0	0	0	0	0	0.0	0.0	0	0	0	0	0	0	0	0	0	0	0.0	0.0	0	0	0	0	0	0	0	0					
11/07	Buffalo	0	1	1	0	0	0.0	0.0	0	0	0	0	0	0	0	0	0	0.0	0.0	0	0	0	0	0	1	1	2	0	0	0.0	0.0	0	0	0	0	0	0	0	0					
11/14	at Indianapolis	2	0	2	0	0	0.0	0.0	0	0	0	0	2	0	2	0	0	0.0	0.0	0	0	0	1	0	0	0	0	0	0	0.0	0.0	0	0	0	0	0	0	0	0					
11/21	San Francisco	3	1	4	0	0	0.0	0.0	0	0	0	0	0	0	0	0	0	0.0	0.0	0	0	0	0	3	0	3	0	0	0.0	0.0	0	0	0	0	0	0	0	0	0					
11/28	Atlanta	0	0	0	0	0	0.0	0.0	0	0	0	0	2	1	3	1	2	0.0	0.0	0	0	0	0	0	3	3	6	0	0	0.0	0.0	0	0	0	0	0	0	1	0					
12/05	at L.A. Rams	1	0	1	0	0	0.0	0.0	0	0	0	0	1	1	2	1	2	0.0	0.0	0	0	0	0	0	7	0	7	0	0	0.0	0.0	0	0	0	0	0	0	0	0					
12/12	at Tennessee	2	0	2	1	1	0.0	0.0	0	0	0	0	0	0	1	1	0	0.0	0.0	0	0	0	1	0	0	0	0	0	0	0.0	0.0	0	0	0	0	0	0	0	0					
12/19	Houston	2	0	2	0	0	0.0	0.0	0	0	0	0	2	0	2	0	0	0.0	0.0	0	0	0	0		INACTIVE																			
12/26	at N.Y. Jets	2	0	2	0	0	0.0	0.0	0	0	0	0	1	0	1	0	0	0.0	0.0	0	0	0	0	0	1	1	2	0	0	0.0	0.0	0	0	0	0	0	0	0	0					
01/02	at New England						RESERVE/COVID-19								1	1	2	0	0	0.0	0.0	0	0	0	0		INACTIVE																	
01/09	Indianapolis						RESERVE/COVID-19								4	0	4	1	2	1.0	2.0	0	0	0	1	0	0	2	0	2	0	0	0.0	0.0	0	0	0	0	0	0	0	0	2	0
TOTALS		20	11	31	3	5	1.0	2.0	0	0	0	4	0	20	7	27	6	24	3.0	17.0	0	0	0	7	0	20	7	27	0	0	0.0	0.0	1	0	0	0	5							

DATE	OPP.	ANDRE CISCO														DANIEL THOMAS														SHAQUILLE QUARTERMAN													
		S	A	TK	TFL	TFL Y	SK	SKY	INT	FR	FF	PR	PD	S	A	TK	TFL	TFL Y	SK	SKY	INT	FR	FF	PR	PD	S	A	TK	TFL	TFL Y	SK	SKY	INT	FR	FF	PR	PD						
09/12	at Houston	1	0	1	0	0	0.0	0.0	0	0	0	0		INACTIVE								0	2	2	0	0	0.0	0.0	0	0	0	0	0	0.0	0.0	0	0	0	0	0	0	0	0
09/19	Denver	1	0	1	0	0	0.0	0.0	0	0	0	0	0	0	0	0	0	0.0	0.0	0	0	0	0	0	2	2	4	1	1	0.0	0.0	0	0	0	0	0	0	0	0	0			
09/26	Arizona	0	0	0	0	0	0.0	0.0	0	0	0	0	0	0	0	0	0	0.0	0.0	0	0	0	0	0	0	0	0	0	0	0.0	0.0	0	0	0	0	0	0	0	0	0			
09/30	at Cincinnati	0	0	0	0	0	0.0	0.0	0	0	0	0	0	0	0	0	0	0.0	0.0	0	0	0	0	0	0	0	0	0	0	0.0	0.0	0	0	0	0	0	0	0	0				
10/10	Tennessee	0	0	0	0	0	0.0	0.0	0	0	0	0	0	0	0	0	0	0.0	0.0	0	0	0	0	1	1	2	0	0	0.0	0.0	0	0	0	0	0	0	0	0	0				
10/17	Miami	0	0	0	0	0	0.0	0.0	0	0	0	0	0	0	0	0	0	0.0	0.0	0	0	0	0	0	1	1	1	0	0	0.0	0.0	0	0	0	0	0	0	0	0				
10/31	at Seattle	0	0	0	0	0	0.0	0.0	0	0	0	0	0	0	0	0	0	0.0	0.0	0	0	0	0	0	0	0	0	0	0	0.0	0.0	0	0	0	0	0	0	0	0				
11/07	Buffalo	0	0	0	0	0	0.0	0.0	0	0	0	0	0	0	0	0	0	0.0	0.0	0	0	0	0	0	0	0	0	0	0	0.0	0.0	0	0	0	0	0	0	0	0				
11/14	at Indianapolis	0	0	0	0	0	0.0	0.0	0	0																																	

INDIVIDUAL GXG STATS: DEFENSIVE

JAMIR JONES													
DATE	OPP.	S	A	TK	TFL	TFLY	SK	SKY	INT	FR	FF	PR	PD
09/12	at Houston												
													Steelers
09/19	Denver												
													Steelers
09/26	Arizona												
													Steelers
09/30	at Cincinnati												
													Rams
10/10	Tennessee												
													Rams
10/17	Miami												
													Rams
10/31	at Seattle												
													Rams
11/07	Buffalo												
													Rams
11/14	at Indianapolis												
													Rams
11/21	San Francisco												
													Rams
11/28	Atlanta												
													Rams
12/05	at L.A. Rams												
													Rams
12/12	at Tennessee												
													Rams
12/19	Houston												
													Rams
12/26	at N.Y. Jets												
													Rams
01/02	at New England	1	1	2	0	0	0.0	0.0	0	0	0	0	0
01/09	Indianapolis	0	0	0	0	0	0.0	0.0	0	0	0	0	0
TOTALS		1	2	3	0	0	0.0	0.0	0	0	0	0	0



INDIVIDUAL GXG STATS: SPECIAL TEAMS

2021 REGULAR SEASON INDIVIDUAL SPECIAL TEAMS GAME-BY-GAME STATS

DATE	OPP.	CHRIS CLAYBROOKS			DARE OGUNBOWALE			RAYSHAWN JENKINS			LERENTEE MCCRAY		
		TKL	AST	TOT	TKL	AST	TOT	TKL	AST	TOT	TKL	AST	TOT
09/12	at Houston	0	1	1	2	0	2	0	0	0	0	0	0
09/19	Denver	0	0	0	0	0	0	0	0	0	INACTIVE		
09/26	Arizona	0	0	0	0	0	0	0	0	0	0	0	0
09/30	at Cincinnati	0	0	0	0	0	0	1	0	1	0	1	1
10/10	Tennessee	0	0	0	0	0	0	0	0	0	INACTIVE		
10/17	Miami	0	1	1	1	0	1	1	0	1	0	0	0
10/31	at Seattle	INACTIVE			0	1	1	0	0	0	0	1	1
11/07	Buffalo	0	0	0	0	0	0	2	0	2	0	0	0
11/14	at Indianapolis	0	0	0	0	0	0	1	0	1	0	0	0
11/21	San Francisco	0	0	0	0	0	0	0	0	0	1	0	1
11/28	Atlanta	0	0	0	0	0	0	2	0	2	0	0	0
12/05	at L.A. Rams	1	0	1	1	0	1	0	0	0	0	0	0
12/12	at Tennessee	1	0	1	2	0	2	0	0	0	0	0	0
12/19	Houston	0	0	0	0	0	0	0	0	0	2	0	2
12/26	at N.Y. Jets	1	1	2	0	0	0	INJURED RESERVE			ON INACTIVE LIST		
01/02	at New England	0	0	0	0	0	0	INJURED RESERVE			RESERVE/COVID-19		
01/09	Indianapolis	1	0	1	0	0	0	INJURED RESERVE			RESERVE/COVID-19		
TOTALS		4	3	7	6	1	7	7	0	7	3	2	5

DATE	OPP.	SHAQUILLE QUARTERMAN			ANDRE CISCO			DAKOTA ALLEN			CHAPELLE RUSSELL		
		TKL	AST	TOT	TKL	AST	TOT	TKL	AST	TOT	TKL	AST	TOT
09/12	at Houston	0	1	1	0	0	0	1	0	1	0	1	1
09/19	Denver	0	0	0	0	0	0	0	0	0	0	0	0
09/26	Arizona	0	0	0	0	0	0	0	0	0	0	0	0
09/30	at Cincinnati	0	0	0	0	0	0	0	1	1	0	0	0
10/10	Tennessee	0	0	0	0	0	0	0	0	0	0	0	0
10/17	Miami	0	0	0	0	0	0	0	0	0	0	0	0
10/31	at Seattle	0	0	0	0	0	0	1	0	1	0	0	0
11/07	Buffalo	0	0	0	0	1	1	0	0	0	0	0	0
11/14	at Indianapolis	0	0	0	1	0	1	1	0	1	1	0	1
11/21	San Francisco	0	0	0	1	0	1	INACTIVE			0	0	0
11/28	Atlanta	2	0	2	0	0	0	INACTIVE			0	0	0
12/05	at L.A. Rams	0	0	0	0	0	0	0	0	0	0	0	0
12/12	at Tennessee	0	1	1	0	1	1	0	0	0	0	1	1
12/19	Houston	1	0	1	0	0	0	0	0	0	0	0	0
12/26	at N.Y. Jets	0	0	0	0	1	1	0	0	0	1	0	1
01/02	at New England	0	0	0	0	0	0	INACTIVE			0	0	0
01/09	Indianapolis	0	0	0	0	0	0	0	0	0	RESERVE/COVID-19		
TOTALS		3	2	5	2	3	5	3	1	4	2	2	4

DATE	OPP.	DANIEL THOMAS			RUDY FORD			LOGAN COOKE			ANDREW WINGARD		
		TKL	AST	TOT	TKL	AST	TOT	TKL	AST	TOT	TKL	AST	TOT
09/12	at Houston	INACTIVE			0	0	0	0	0	0	0	1	1
09/19	Denver	0	0	0	0	0	0	0	0	0	0	0	0
09/26	Arizona	0	0	0	0	0	0	1	0	1	0	0	0
09/30	at Cincinnati	0	2	2	0	0	0	0	0	0	1	0	1
10/10	Tennessee	0	0	0	0	0	0	0	0	0	0	0	0
10/17	Miami	0	0	0	0	0	0	0	0	0	0	0	0
10/31	at Seattle	0	0	0	0	0	0	0	0	0	0	0	0
11/07	Buffalo	0	0	0	1	0	1	0	0	0	0	0	0
11/14	at Indianapolis	0	0	0	0	0	0	0	0	0	0	0	0
11/21	San Francisco	0	0	0	0	1	1	0	0	0	0	0	0
11/28	Atlanta	0	0	0	1	0	1	0	0	0	0	0	0
12/05	at L.A. Rams	0	0	0	0	0	0	0	0	0	0	0	0
12/12	at Tennessee	0	0	0	0	0	0	0	0	0	0	0	0
12/19	Houston	1	0	1	0	0	0	0	1	1	0	0	0
12/26	at N.Y. Jets	0	0	0	0	0	0	0	0	0	0	0	0
01/02	at New England	0	0	0	RESERVE/COVID-19			INJURED RESERVE			RESERVE/COVID-19		
01/09	Indianapolis	0	0	0	RESERVE/COVID-19			INJURED RESERVE			RESERVE/COVID-19		
TOTALS		1	2	3	2	1	3	1	1	2	1	1	2



INDIVIDUAL GXG STATS: SPECIAL TEAMS

DATE	OPP.	ROSS MATISCIK			ADAM GOTSIS			DAMIEN WILSON			NEVIN LAWSON		
		TKL	AST	TOT	TKL	AST	TOT	TKL	AST	TOT	TKL	AST	TOT
09/12	at Houston	0	0	0	<i>INACTIVE</i>			0	0	0	<i>Raiders</i>		
09/19	Denver	1	0	1	0	0	0	1	0	1	<i>Raiders</i>		
09/26	Arizona	0	0	0	0	0	0	0	0	0	0	0	0
09/30	at Cincinnati	0	0	0	0	0	0	0	0	0	<i>INACTIVE</i>		
10/10	Tennessee	0	0	0	0	0	0	0	0	0	0	0	0
10/17	Miami	0	0	0	0	0	0	0	0	0	0	0	0
10/31	at Seattle	0	0	0	0	0	0	0	0	0	0	0	0
11/07	Buffalo	1	0	1	0	0	0	0	0	0	1	0	1
11/14	at Indianapolis	0	0	0	0	0	0	0	0	0	0	0	0
11/21	San Francisco	0	0	0	0	0	0	0	0	0	0	0	0
11/28	Atlanta	0	0	0	0	0	0	0	0	0	0	0	0
12/05	at L.A. Rams	0	0	0	0	0	0	0	0	0	0	0	0
12/12	at Tennessee	0	0	0	0	0	0	0	0	0	0	0	0
12/19	Houston	0	0	0	0	0	0	0	0	0	<i>INACTIVE</i>		
12/26	at N.Y. Jets	0	0	0	0	0	0	1	0	1	0	1	1
01/02	at New England	0	0	0	0	0	0	0	0	0	<i>INACTIVE</i>		
01/09	Indianapolis	0	0	0	0	0	0	0	0	0	0	0	0
TOTALS		2	0	2	0	0	0	2	0	2	1	1	2

DATE	OPP.	JORDAN SMITH			LAQUON TREADWELL			JACOB HOLLISTER		
		TKL	AST	TOT	TKL	AST	TOT	TKL	AST	TOT
09/12	at Houston	<i>INACTIVE</i>			<i>PRACTICE SQUAD</i>			<i>INACTIVE</i>		
09/19	Denver	<i>INACTIVE</i>			0	0	0	<i>INACTIVE</i>		
09/26	Arizona	<i>INACTIVE</i>			<i>PRACTICE SQUAD</i>			0	0	0
09/30	at Cincinnati	<i>INACTIVE</i>			<i>PRACTICE SQUAD</i>			0	0	0
10/10	Tennessee	<i>INACTIVE</i>			<i>PRACTICE SQUAD</i>			0	0	0
10/17	Miami	<i>INACTIVE</i>			<i>PRACTICE SQUAD</i>			0	0	0
10/31	at Seattle	<i>INACTIVE</i>			<i>PRACTICE SQUAD</i>			<i>INACTIVE</i>		
11/07	Buffalo	<i>INACTIVE</i>			<i>PRACTICE SQUAD</i>			<i>INACTIVE</i>		
11/14	at Indianapolis	<i>INACTIVE</i>			0	0	0	<i>INACTIVE</i>		
11/21	San Francisco	<i>INACTIVE</i>			1	0	1	<i>INACTIVE</i>		
11/28	Atlanta	<i>INACTIVE</i>			0	0	0	<i>INACTIVE</i>		
12/05	at L.A. Rams	<i>INACTIVE</i>			0	0	0	<i>INACTIVE</i>		
12/12	at Tennessee	<i>INACTIVE</i>			0	0	0	<i>INACTIVE</i>		
12/19	Houston	<i>INACTIVE</i>			0	0	0	0	1	1
12/26	at N.Y. Jets	<i>RESERVE/COVID-19</i>			0	0	0	0	0	0
01/02	at New England	1	0	1	0	0	0	<i>RESERVE/COVID-19</i>		
01/09	Indianapolis	0	0	0	0	0	0	0	0	0
TOTALS		1	0	1	1	0	1	0	1	1



GAME-BY-GAME OFFENSE

2021 REGULAR SEASON JAGUARS GAME-BY-GAME OFFENSE																		
	09/12	09/19	09/26	09/30	10/10	10/17	10/31	11/07	11/14	11/21	11/28	12/05	12/12	12/19	12/26	01/02	01/09	Totals
	@	DEN	ARI	@	TEN	MIA	@	BUF	@	SF	ATL	@	@	HOU	@	NE	IND	
	HOU			CIN			SEA		IND			LAR	TEN		NYJ			
FIRST DOWNS																		
Total	20	12	20	21	24	21	20	16	15	14	20	14	9	21	27	11	19	304
Rushing	5	3	9	12	9	4	2	5	6	5	7	3	0	6	8	2	6	92
Passing	13	6	10	8	12	16	17	5	7	8	13	7	9	12	16	8	11	178
Penalty	2	3	1	1	3	1	1	6	2	1	0	4	0	3	3	1	2	34
THIRD DOWNS																		
Attempts	11	11	11	12	10	12	14	13	15	11	16	12	13	14	13	9	15	212
Converted	3	4	2	6	3	3	5	2	5	5	9	5	5	3	6	3	7	76
Percentage	27.3%	36.4%	18.2%	50.0%	30.0%	25.0%	35.7%	15.4%	33.3%	45.5%	56.3%	41.7%	38.5%	21.4%	46.2%	33.3%	46.7%	35.8%
FOURTH DOWNS																		
Attempts	1	1	1	2	3	3	4	2	0	1	2	2	2	3	3	0	1	31
Converted	1	1	1	1	1	2	1	2	0	1	0	1	1	2	2	0	1	18
Percentage	100.0%	100.0%	100.0%	50.0%	33.3%	66.7%	25.0%	100.0%	0	100.0%	0.0%	50.0%	50.0%	66.7%	66.7%	0	100.0%	58.1%
TOT. OFFENSE																		
Net Yards	395	189	361	341	454	396	309	218	331	200	357	197	192	296	384	253	318	5,191
Plays	68	50	66	55	66	62	74	57	62	44	71	55	51	66	71	46	64	1,028
Avg./Play	5.8	3.8	5.5	6.2	6.9	6.4	4.2	3.8	5.3	4.5	5.0	3.6	3.8	4.5	5.4	5.5	5.0	5.0
RUSHING																		
Net Yards	76	75	159	139	198	84	82	79	179	54	141	61	8	107	132	80	101	1,755
Rush. Att.	16	16	29	30	31	19	19	27	24	16	28	25	8	25	31	17	31	392
Avg./Att.	4.8	4.7	5.5	4.6	6.4	4.4	4.3	2.9	7.5	3.4	5.0	2.4	1.0	4.3	4.3	4.7	3.3	4.5
PASSING																		
Net Yards	319	114	202	202	256	312	227	139	152	146	216	136	184	189	252	173	217	3,436
Attempts	51	33	34	24	33	41	54	28	35	25	42	28	40	38	39	27	32	604
Completions	28	14	22	17	23	25	32	17	16	16	23	16	24	22	26	17	23	361
Intercepted	3	2	2	0	1	0	1	0	0	0	1	0	4	0	0	3	0	17
Gross Yards	332	118	219	204	273	319	238	151	162	158	228	145	221	210	280	193	223	3,674
Sacked	1.0	1.0	3.0	1.0	2.0	2.0	1.0	2.0	3.0	3.0	1.0	2.0	3.0	3.0	1.0	2.0	1.0	32.0
Yards Lost	13	4	17	2	17	7	11	12	10	12	12	9	37	21	28	20	6	238
ADVANCES																		
Rushes	16	16	29	30	31	19	19	27	24	16	28	25	8	25	31	17	31	392
Completions	28	14	22	17	23	25	32	17	16	16	23	16	24	22	26	17	23	361
Totals	44	30	51	47	54	44	51	44	40	32	51	41	32	47	57	34	54	753
Total Drives	14	10	12	8	11	11	11	10	13	7	10	11	11	11	9	10	10	179
PENALTIES																		
Number	10	7	4	2	4	8	12	8	8	8	6	3	9	4	2	3	6	104
Yards	82	70	40	10	33	54	93	54	79	56	43	39	79	40	10	25	49	856
FUMBLES																		
Number	1	0	4	1	1	1	0	1	2	2	3	3	0	0	2	0	0	21
Lost	0	0	2	0	1	1	0	1	1	2	1	2	0	0	1	0	0	12
PUNTING																		
Yards	297	227	289	183	80	152	195	180	332	193	130	247	225	237	59	159	152	3,337
Punts	6	4	6	4	2	4	4	4	8	4	3	5	5	5	1	4	3	72
Net Avg.	46.7	49.5	43.7	43.5	40.0	38.0	38.8	45.0	35.7	48.0	42.3	49.4	42.4	41.2	47.0	39.8	41.7	43.3
Gross Avg.	49.5	56.8	48.2	45.8	40.0	38.0	48.8	45.0	41.5	48.3	43.3	49.4	45.0	47.4	59.0	39.8	50.7	46.3
SCORING																		
Points	21	13	19	21	19	23	7	9	17	10	14	7	0	16	21	10	26	253
Q1	0	7	0	7	6	3	0	3	6	0	0	0	0	3	3	3	7	48
Q2	7	0	13	7	7	7	0	3	3	3	7	0	7	9	0	0	6	82
Q3	7	0	6	0	0	7	0	0	0	0	8	0	0	3	3	0	10	44
Q4	7	6	0	7	6	6	7	3	8	7	3	0	0	3	6	7	3	79
OT	0	0	0	0	0	0	0	0	0	0	0	0	0	0	0	0	0	0
TD Rushing	0	0	1	3	2	1	0	0	2	1	0	1	0	1	1	0	0	13
TD Passing	3	1	1	0	1	1	1	0	0	0	1	0	0	0	0	1	2	12
TD KO Returns	0	1	0	0	0	0	0	0	0	0	0	0	0	0	0	0	0	1
TD Punt Returns	0	0	0	0	0	0	0	0	0	0	0	0	0	0	0	0	0	0
TD Sp. Teams	0	0	1	0	0	0	0	0	0	0	0	0	0	0	0	0	0	1
TD Def. Returns	0	0	0	0	0	0	0	0	0	0	0	0	0	0	0	0	0	0
FG Attempts	1	2	0	0	1	3	0	4	2	1	2	0	0	3	3	1	4	27
FG Made	0	0	0	0	0	3	0	3	1	1	2	0	0	3	3	1	4	21
Safety	0	0	0	0	0	0	0	0	0	0	0	0	0	0	0	0	0	0
2-Pt Attempts	0	1	0	0	1	0	0	0	1	0	1	0	0	0	2	0	0	6
2-Pt Made	0	0	0	0	0	0	0	0	1	0	1	0	0	0	0	0	0	2
Time of Possession	24:56	21:08	27:06	28:45	28:30	27:20	31:29	29:22	27:44	21:38	29:08	26:15	23:03	29:53	32:18	23:14	33:19	465:08



GAME-BY-GAME DEFENSE

2021 REGULAR SEASON JAGUARS GAME-BY-GAME DEFENSE																		
	09/12	09/19	09/26	09/30	10/10	10/17	10/31	11/07	11/14	11/21	11/28	12/05	12/12	12/19	12/26	01/02	01/09	Totals
	@	DEN	ARI	@	TEN	MIA	@	BUF	@	SF	ATL	@	@	HOU	@	@	IND	
	HOU	DEN	ARI	CIN	TEN	MIA	SEA	BUF	IND	SF	ATL	LAR	TEN	HOU	NYJ	NE	IND	Totals
FIRST DOWNS																		
Total	22	22	23	21	23	23	17	17	15	25	21	24	22	13	18	32	13	351
Rushing	6	9	8	4	12	4	5	2	5	13	6	7	8	4	11	16	4	124
Passing	13	11	14	16	10	18	9	15	9	8	12	15	10	8	7	15	8	198
Penalty	3	2	1	1	1	1	3	0	1	4	3	2	4	1	0	1	1	29
THIRD DOWNS																		
Attempts	21	11	9	9	11	17	10	15	15	12	12	12	15	18	12	10	12	221
Converted	12	2	1	5	5	9	3	6	4	6	5	5	6	10	4	8	4	95
Percentage	57.1%	18.2%	11.1%	55.6%	45.5%	52.9%	30.0%	40.0%	26.7%	50.0%	41.7%	41.7%	40.0%	55.6%	33.3%	80.0%	33.3%	43.0%
FOURTH DOWNS																		
Attempts	0	2	2	0	1	2	1	1	0	1	0	1	0	0	5	0	5	21
Converted	0	2	2	0	1	1	1	0	0	1	0	1	0	0	3	0	2	14
Percentage	0	100.0%	100.0%	0	100.0%	50.0%	100.0%	0.0%	0	100.0%	0	100.0%	0	0	60.0%	0	40.0%	66.7%
TOT. OFFENSE																		
Net Yards	449	398	407	420	368	431	229	301	295	333	332	418	263	281	373	471	233	6,002
Plays	75	67	64	55	61	68	52	65	62	66	59	66	69	57	59	70	53	1,068
Avg./Play	6.0	5.9	6.4	7.6	6.0	6.3	4.4	4.6	4.8	5.0	5.6	6.3	3.8	4.9	6.3	6.7	4.4	5.6
RUSHING																		
Net Yards	160	96	91	78	184	77	69	72	127	171	149	128	102	75	273	181	94	2,127
Rush. Att.	41	30	30	22	36	20	25	14	27	42	29	27	34	26	36	36	18	493
Avg./Att.	3.9	3.2	3.0	3.5	5.1	3.9	2.8	5.1	4.7	4.1	5.1	4.7	3.0	2.9	7.6	5.0	5.2	4.3
PASSING																		
Net Yards	289	302	316	342	184	354	160	229	168	162	183	290	161	206	100	290	139	3,875
Attempts	33	34	34	32	22	48	24	47	34	22	29	38	31	30	22	34	29	543
Completions	21	26	28	25	14	34	20	31	22	16	19	26	20	19	14	25	17	377
Intercepted	0	0	1	0	0	1	0	2	0	0	1	0	0	1	0	0	1	7
Gross Yards	291	328	316	348	197	354	195	264	180	176	190	295	191	209	102	290	185	4,111
Sacked	1.0	3.0	0.0	1.0	3.0	0.0	3.0	4.0	1.0	2.0	1.0	1.0	4.0	1.0	1.0	0.0	6.0	32.0
Yards Lost	2	26	0	6	13	0	35	35	12	14	7	5	30	3	2	0	46	236
ADVANCES																		
Rushes	41	30	30	22	36	20	25	14	27	42	29	27	34	26	36	36	18	493
Completions	21	26	28	25	14	34	20	31	22	16	19	26	20	19	14	25	17	377
Totals	62	56	58	47	50	54	45	45	49	58	48	53	54	45	50	61	35	870
Total Drives	14	11	11	9	9	11	10	9	12	9	10	10	11	11	9	10	9	175
PENALTIES																		
Number	5	10	7	6	7	7	5	12	7	1	5	7	2	9	7	3	4	104
Yards	50	101	58	38	44	55	40	118	47	12	26	47	15	65	81	30	52	879
FUMBLES																		
Number	1	0	1	0	0	1	0	2	0	1	0	1	1	0	0	1	3	12
Lost	0	0	0	0	0	0	0	1	0	0	0	0	0	0	0	0	1	2
PUNTING																		
Yards	266	180	253	142	170	158	226	148	319	88	224	150	192	193	55	40	78	2,882
Punts	6	4	5	3	4	4	5	3	7	2	5	3	5	4	1	1	2	64
Net Avg.	44.2	44.5	44.6	40.7	37.5	34.5	41.8	38.0	41.3	44.0	35.0	50.0	38.4	36.0	51.0	37.0	39.0	40.7
Gross Avg.	44.3	45.0	50.6	47.3	42.5	39.5	45.2	49.3	45.6	44.0	44.8	50.0	38.4	48.3	55.0	40.0	39.0	45.0
SCORING																		
Points	37	23	31	24	37	20	31	6	23	30	21	37	20	30	26	50	11	457
Q1	14	3	7	0	7	7	7	3	17	3	7	10	7	14	6	7	0	119
Q2	13	7	0	0	17	6	10	3	3	17	6	3	6	7	7	21	3	129
Q3	7	10	17	14	7	0	7	0	7	7	7	14	7	3	3	13	0	116
Q4	3	3	7	10	6	7	7	0	3	3	0	7	3	7	10	9	8	93
OT	0	0	0	0	0	0	0	0	0	0	0	0	0	0	0	0	0	0
TD Rushing	2	0	3	1	3	0	1	0	1	1	2	1	2	0	1	4	0	22
TD Passing	2	2	0	2	1	2	2	0	0	2	1	3	0	2	1	3	1	24
TD KO Returns	0	0	0	0	0	0	1	0	0	0	0	0	0	1	1	0	0	3
TD Punt Returns	0	0	0	0	0	0	0	0	0	0	0	0	0	0	0	0	0	0
TD Sp. Teams	0	0	0	0	0	0	0	0	1	0	0	0	0	0	0	0	0	1
TD Def. Returns	0	0	1	0	1	0	0	0	0	0	0	0	0	0	1	0	0	3
FG Attempts	3	3	2	2	1	3	1	2	3	3	0	3	3	3	2	1	1	36
FG Made	3	3	1	1	1	2	1	2	3	3	0	3	2	3	2	1	1	32
Safety	0	0	0	0	0	0	0	0	0	0	0	0	0	0	0	0	0	0
2-Pt Attempts	0	0	0	0	0	0	0	0	0	0	0	0	0	0	0	1	1	2
2-Pt Made	0	0	0	0	0	0	0	0	0	0	0	0	0	0	0	0	1	1
Time of Possession	35:04	38:52	32:54	31:15	31:30	32:40	28:31	30:38	32:16	38:22	30:52	33:45	36:57	30:07	27:42	36:46	26:41	554:52



THIRD DOWN EFFICIENCY

JAGUARS 2021 REGULAR SEASON THIRD DOWN EFFICIENCY

Date	Opponent	JAGUARS										Total
		3rd & 1	3rd & 2	3rd & 3	3rd & 4	3rd & 5	3rd & 6	3rd & 7	3rd & 8	3rd & 9	3rd & 10+	
09/12	at Houston	1 / 1	0 / 0	0 / 1	0 / 0	0 / 2	1 / 1	0 / 1	0 / 0	0 / 0	1 / 5	3 / 11
09/19	Denver	0 / 0	1 / 1	1 / 2	1 / 1	0 / 1	0 / 1	0 / 0	0 / 0	0 / 1	1 / 4	4 / 11
09/26	Arizona	0 / 1	1 / 1	0 / 1	1 / 3	0 / 1	0 / 1	0 / 1	0 / 1	0 / 0	0 / 1	2 / 11
09/30	at Cincinnati	1 / 1	3 / 5	2 / 2	0 / 1	0 / 0	0 / 0	0 / 1	0 / 2	0 / 0	0 / 0	6 / 12
10/10	Tennessee	1 / 3	0 / 0	1 / 1	0 / 0	0 / 1	0 / 0	1 / 1	0 / 2	0 / 0	0 / 2	3 / 10
10/17	Miami	0 / 1	1 / 1	0 / 0	1 / 1	0 / 3	0 / 1	0 / 0	1 / 1	0 / 0	0 / 4	3 / 12
10/31	at Seattle	2 / 2	0 / 1	1 / 1	0 / 0	2 / 3	0 / 1	0 / 2	0 / 0	0 / 1	0 / 3	5 / 14
11/07	Buffalo	0 / 0	0 / 1	0 / 1	1 / 2	0 / 1	0 / 0	1 / 2	0 / 0	0 / 1	0 / 5	2 / 13
11/14	at Indianapolis	1 / 2	0 / 2	0 / 1	0 / 0	0 / 0	0 / 0	0 / 1	0 / 1	0 / 3	4 / 5	5 / 15
11/21	San Francisco	0 / 0	2 / 2	0 / 0	0 / 0	0 / 1	2 / 3	1 / 1	0 / 1	0 / 0	0 / 3	5 / 11
11/28	Atlanta	5 / 6	0 / 0	1 / 2	1 / 1	0 / 0	0 / 0	1 / 1	0 / 1	0 / 0	1 / 5	9 / 16
12/05	at L.A. Rams	0 / 0	0 / 1	1 / 1	0 / 1	0 / 1	0 / 1	1 / 2	1 / 1	1 / 2	1 / 2	5 / 12
12/12	at Tennessee	0 / 0	1 / 1	0 / 0	2 / 3	0 / 1	0 / 0	1 / 2	0 / 3	0 / 0	1 / 3	5 / 13
12/19	Houston	2 / 2	0 / 1	1 / 2	0 / 0	0 / 0	0 / 1	0 / 1	0 / 2	0 / 0	0 / 5	3 / 14
12/26	at N.Y. Jets	1 / 3	2 / 2	0 / 1	0 / 0	1 / 2	1 / 2	1 / 1	0 / 1	0 / 0	0 / 1	6 / 13
01/02	at New England	0 / 1	0 / 0	1 / 3	1 / 1	0 / 0	1 / 1	0 / 0	0 / 0	0 / 0	0 / 3	3 / 9
01/09	Indianapolis	1 / 1	0 / 1	1 / 1	2 / 2	0 / 0	0 / 0	0 / 0	1 / 4	0 / 1	2 / 5	7 / 15
TOTALS		15 / 24	11 / 20	10 / 20	10 / 16	3 / 17	5 / 13	7 / 17	3 / 20	1 / 9	11 / 56	76 / 212
		62.5%	55.0%	50.0%	62.5%	17.6%	38.5%	41.2%	15.0%	11.1%	19.6%	35.8%

2021 REGULAR SEASON FOURTH DOWN EFFICIENCY

Date	Opponent	JAGUARS						OPPONENT						
		4th & 1	4th & 2	4th & 3	4th & 4	4th & 5+	Total	4th & 1	4th & 2	4th & 3	4th & 4	4th & 5+	Total	
09/12	at Houston	0 / 0	0 / 0	0 / 0	0 / 0	1 / 1	1 / 1	0 / 0	0 / 0	0 / 0	0 / 0	0 / 0	0 / 0	0 / 0
09/19	Denver	0 / 0	0 / 0	0 / 0	0 / 0	1 / 1	1 / 1	2 / 2	0 / 0	0 / 0	0 / 0	0 / 0	0 / 0	2 / 2
09/26	Arizona	0 / 0	0 / 0	0 / 0	1 / 1	0 / 0	1 / 1	1 / 1	1 / 1	0 / 0	0 / 0	0 / 0	0 / 0	2 / 2
09/30	at Cincinnati	0 / 1	1 / 1	0 / 0	0 / 0	0 / 0	1 / 2	0 / 0	0 / 0	0 / 0	0 / 0	0 / 0	0 / 0	0 / 0
10/10	Tennessee	1 / 2	0 / 0	0 / 0	0 / 1	0 / 0	1 / 3	0 / 0	1 / 1	0 / 0	0 / 0	0 / 0	0 / 0	1 / 1
10/17	Miami	0 / 1	0 / 0	0 / 0	0 / 0	2 / 2	2 / 3	0 / 1	1 / 1	0 / 0	0 / 0	0 / 0	0 / 0	1 / 2
10/31	at Seattle	0 / 0	0 / 0	0 / 1	0 / 0	1 / 3	1 / 4	1 / 1	0 / 0	0 / 0	0 / 0	0 / 0	0 / 0	1 / 1
11/07	Buffalo	1 / 1	1 / 1	0 / 0	0 / 0	0 / 0	2 / 2	0 / 0	0 / 0	0 / 0	0 / 0	0 / 1	0 / 1	0 / 1
11/14	at Indianapolis	0 / 0	0 / 0	0 / 0	0 / 0	0 / 0	0 / 0	0 / 0	0 / 0	0 / 0	0 / 0	0 / 0	0 / 0	0 / 0
11/21	San Francisco	1 / 1	0 / 0	0 / 0	0 / 0	0 / 0	1 / 1	1 / 1	0 / 0	0 / 0	0 / 0	0 / 0	0 / 0	1 / 1
11/28	Atlanta	0 / 1	0 / 0	0 / 0	0 / 0	0 / 1	0 / 2	0 / 0	0 / 0	0 / 0	0 / 0	0 / 0	0 / 0	0 / 0
12/05	at L.A. Rams	0 / 1	1 / 1	0 / 0	0 / 0	0 / 0	1 / 2	1 / 1	0 / 0	0 / 0	0 / 0	0 / 0	0 / 0	1 / 1
12/12	at Tennessee	0 / 0	0 / 0	0 / 0	0 / 0	1 / 2	1 / 2	0 / 0	0 / 0	0 / 0	0 / 0	0 / 0	0 / 0	0 / 0
12/19	Houston	0 / 1	0 / 0	0 / 0	0 / 0	2 / 2	2 / 3	0 / 0	0 / 0	0 / 0	0 / 0	0 / 0	0 / 0	0 / 0
12/26	at N.Y. Jets	1 / 2	1 / 1	0 / 0	0 / 0	0 / 0	2 / 3	1 / 1	1 / 2	1 / 1	0 / 0	0 / 1	3 / 5	
01/02	at New England	0 / 0	0 / 0	0 / 0	0 / 0	0 / 0	0 / 0	0 / 0	0 / 0	0 / 0	0 / 0	0 / 0	0 / 0	
01/09	Indianapolis	0 / 0	1 / 1	0 / 0	0 / 0	0 / 0	1 / 1	1 / 2	0 / 1	0 / 0	0 / 0	1 / 2	2 / 5	
TOTALS		4 / 11	5 / 5	0 / 1	1 / 2	8 / 12	18 / 31	8 / 10	4 / 6	1 / 1	0 / 0	1 / 4	14 / 21	
		36.4%	100.0%	0.0%	50.0%	66.7%	58.1%	80.0%	66.7%	100.0%	0.0%	25.0%	66.7%	



NFL STANDINGS & RESULTS

AMERICAN FOOTBALL CONFERENCE

EAST DIVISION

TEAM	W	L	T	PCT	PF	PA	NET PTS	HOME	AWAY	CONF	DIV	STREAK
Buffalo Bills	11	6	0	.647	483	289	194	6-3-0	5-3-0	7-5-0	5-1-0	Won 4
New England Patriots	10	7	0	.588	462	303	159	4-5-0	6-2-0	8-4-0	3-3-0	Lost 1
Miami Dolphins	9	8	0	.529	341	373	-32	6-3-0	3-5-0	6-6-0	4-2-0	Won 1
New York Jets	4	13	0	.235	310	504	-194	3-6-0	1-7-0	4-8-0	0-6-0	Lost 2

NORTH DIVISION

TEAM	W	L	T	PCT	PF	PA	NET PTS	HOME	AWAY	CONF	DIV	STREAK
Cincinnati Bengals	10	7	0	.588	460	376	84	5-4-0	5-3-0	8-4-0	4-2-0	Lost 1
Pittsburgh Steelers	9	7	1	.559	343	398	-55	6-2-1	3-5-0	7-5-0	4-2-0	Won 2
Cleveland Browns	8	9	0	.471	349	371	-22	6-3-0	2-6-0	5-7-0	3-3-0	Won 1
Baltimore Ravens	8	9	0	.471	387	392	-5	5-4-0	3-5-0	5-7-0	1-5-0	Lost 6

SOUTH DIVISION

TEAM	W	L	T	PCT	PF	PA	NET PTS	HOME	AWAY	CONF	DIV	STREAK
Tennessee Titans	12	5	0	.706	419	354	65	7-2-0	5-3-0	8-4-0	5-1-0	Won 3
Indianapolis Colts	9	8	0	.529	451	365	86	4-5-0	5-3-0	7-5-0	3-3-0	Lost 2
Houston Texans	4	13	0	.235	280	452	-172	2-7-0	2-6-0	4-8-0	3-3-0	Lost 2
Jacksonville Jaguars	3	14	0	.176	253	457	-204	3-6-0	0-8-0	3-9-0	1-5-0	Won 1

WEST DIVISION

TEAM	W	L	T	PCT	PF	PA	NET PTS	HOME	AWAY	CONF	DIV	STREAK
Kansas City Chiefs	12	5	0	.706	480	364	116	7-2-0	5-3-0	7-5-0	5-1-0	Won 1
Las Vegas Raiders	10	7	0	.588	374	439	-65	5-4-0	5-3-0	8-4-0	3-3-0	Won 4
Los Angeles Chargers	9	8	0	.529	474	459	15	5-4-0	4-4-0	6-6-0	3-3-0	Lost 1
Denver Broncos	7	10	0	.412	335	322	13	4-5-0	3-5-0	3-9-0	1-5-0	Lost 4

NATIONAL FOOTBALL CONFERENCE

EAST DIVISION

TEAM	W	L	T	PCT	PF	PA	NET PTS	HOME	AWAY	CONF	DIV	STREAK
Dallas Cowboys	12	5	0	.706	530	358	172	5-3-0	7-2-0	10-2-0	6-0-0	Won 1
Philadelphia Eagles	9	8	0	.529	444	385	59	3-5-0	6-3-0	7-5-0	3-3-0	Lost 1
Washington Commanders	7	10	0	.412	335	434	-99	3-5-0	4-5-0	6-6-0	2-4-0	Won 1
New York Giants	4	13	0	.235	258	416	-158	3-5-0	1-8-0	3-9-0	1-5-0	Lost 6

NORTH DIVISION

TEAM	W	L	T	PCT	PF	PA	NET PTS	HOME	AWAY	CONF	DIV	STREAK
Green Bay Packers	13	4	0	.765	450	371	79	8-0-0	5-4-0	9-3-0	4-2-0	Lost 1
Minnesota Vikings	8	9	0	.471	425	426	-1	5-3-0	3-6-0	6-6-0	4-2-0	Won 1
Chicago Bears	6	11	0	.353	311	407	-96	3-5-0	3-6-0	4-8-0	2-4-0	Lost 1
Detroit Lions	3	13	1	.206	325	467	-142	3-5-0	0-8-1	3-9-0	2-4-0	Won 1

SOUTH DIVISION

TEAM	W	L	T	PCT	PF	PA	NET PTS	HOME	AWAY	CONF	DIV	STREAK
Tampa Bay Buccaneers	13	4	0	.765	511	353	158	7-1-0	6-3-0	8-4-0	4-2-0	Won 3
New Orleans Saints	9	8	0	.529	364	335	29	3-5-0	6-3-0	7-5-0	4-2-0	Won 2
Atlanta Falcons	7	10	0	.412	313	459	-146	2-6-0	5-4-0	4-8-0	2-4-0	Lost 2
Carolina Panthers	5	12	0	.294	304	404	-100	2-6-0	3-6-0	3-9-0	2-4-0	Lost 7

WEST DIVISION

TEAM	W	L	T	PCT	PF	PA	NET PTS	HOME	AWAY	CONF	DIV	STREAK
Los Angeles Rams	12	5	0	.706	460	372	88	5-3-0	7-2-0	8-4-0	3-3-0	Lost 1
Arizona Cardinals	11	6	0	.647	449	366	83	3-5-0	8-1-0	7-5-0	4-2-0	Lost 1
San Francisco 49ers	10	7	0	.588	427	365	62	4-4-0	6-3-0	7-5-0	2-4-0	Won 2
Seattle Seahawks	7	10	0	.412	395	366	29	3-5-0	4-5-0	4-8-0	3-3-0	Won 2



PRIDE OF THE JAGUARS

TONY BOSELLI (1995-01)

Former OT Tony Boselli, the Jacksonville Jaguars' first-ever college draft choice, was the first member of the Jaguars franchise to be honored in The Pride of the Jaguars on Oct. 8, 2006. Boselli was the second overall selection in the 1995 draft following an All-American career at Southern California. He started a then-team-record 90 of the 91 Jaguars games in which he played from 1995-2001 and was named to the Pro Bowl five times. He was voted No. 1 on the Jaguars All-25. Widely considered the best offensive tackle in the game, Boselli allowed only 15.5 sacks in seven seasons and was named to the second team on the NFL All-Decade Team for the 1990s. On Feb. 10, 2022, Boselli was selected for enshrinement in the Pro Football Hall of Fame, becoming the Jaguars' first-ever Hall of Famer.

"Tony Boselli was the original Jaguar, and we are excited to recognize him," said Jaguars then-owner Wayne Weaver. "We are proud of Tony's contributions on the field for this organization, and we're proud of his contributions off the field for this community. We welcome the opportunity to have Jaguars fans thank Tony for what he has meant to Jacksonville and the Jaguars."



WAYNE & DELORES WEAVER (1993-2011)



Wayne and Delores Weaver were inducted into the Pride of the Jaguars at halftime of their final game as owners of the team on Jan. 1, 2012, becoming only the second and third inductees. Three days later, their ownership of the Jaguars was transferred to Shad Khan, ending their tenure that began when the franchise was awarded on Nov. 30, 1993.

During the 17 seasons of the Weavers' ownership, the Jaguars were 138-134 in the regular season and 142-140 including postseason contests with six playoff berths and two division titles. The Weavers were on hand for every game during that span – 352 total contests including 69 preseason, 272 regular season and 11 postseason games. In addition, 20 Jaguars players were named to the Pro Bowl during their tenure.

From 1995-2011, the Weavers, through the Weaver Family Foundation, contributed more than \$22.6 million to Jacksonville organizations. The Jaguars Foundation also awarded more than \$14.8 million in grants to area nonprofit agencies during that time. Wayne Weaver served on four NFL committees: Business Ventures, Investment, Finance and Compensation. Delores Weaver served on two committees: NFL Charities and NFL Giving.

FRED TAYLOR (1998-08)

Former RB Fred Taylor became the fourth inductee into the Pride of the Jaguars on Sept. 30, 2012. Taylor, who started 136 of 140 games, is one of five players along with Brad Meester, Mercedes Lewis, Jimmy Smith and Josh Scobee to play for 11 or more seasons with the Jaguars.

Taylor ranks fourth in franchise history in scoring with 424 points (70 TDs, two 2-point conversions) and broke the rookie scoring record with 102 points (17 TDs) during the 1998 season. He is one of just two Jaguars rookies (Leonard Fournette) to rush for 1,000 yards (1,223). His 17 TDs (14 rushing and three receiving) as a rookie still sit atop the Jaguars single-season TD list. Taylor, the Jaguars career-rushing leader with 11,271 yards, leads second-ranked Maurice Jones-Drew (8,071 career rushing yards) by 3,200 yards. While Taylor ranks among the best in nearly every Jaguars rushing statistic, he also sits at fifth in career receptions (286) and sixth in receiving yards (2,361). He was voted No. 2 on the Jaguars All-25.

Jaguars Owner Shad Khan acknowledged Taylor's place among elite company, stating, "Fred has earned his place in the Pride of the Jaguars, both with his record-setting performances on the field as well as with his involvement in the Jacksonville community throughout his career."



MARK BRUNELL (1995-2003)



Former QB Mark Brunell became the fifth member inducted into the Pride of the Jaguars on Dec. 15, 2013. Owner of nearly every Jaguars passing record, Brunell is one of 14 players in Jaguars history to play nine seasons or more. He started 117 of his 120 games played and completed 2,184 of 3,616 passes for 25,698 yards with 144 touchdowns and 86 interceptions – all still ranking as Jaguars career records. Brunell's 4,367 passing yards in 1996 led the NFL. He was voted to the AFC Pro Bowl squad three times and was named the game's MVP in 1997. He was voted No. 5 on the Jaguars All-25. Brunell was the Jaguars' starting QB from 1995 through 2003, posting a winning record as a starter and leading the team to four playoff berths, eight postseason games and two AFC Championship games.

"Mark Brunell epitomized the Jaguars in their early years, and he was one of the main reasons for their success during that time," Jaguars Owner Shad Khan said. "I personally recall how the Jaguars captured the imagination of NFL fans throughout the nation in those days, and Mark Brunell was always in the highlights. Now that I have been here, I have gotten to see that this great quarterback is also a great person. Mark is a big part of the Jaguars family and the Jacksonville community, and it gives me great pride to join our fans in recognizing Mark and honoring him for his contributions to Jaguars history."

JIMMY SMITH (1995-05)

Former WR Jimmy Smith was inducted to the Pride of the Jaguars on Dec. 11, 2016, becoming its sixth member. A five-time Pro Bowl selection, Smith was a key to the Jaguars' early success when the team earned four straight playoff appearances from 1996-99 and played in eight postseason games, including two AFC Championship appearances. He was the Jaguars' leading receiver in seven seasons and was voted to the Pro Bowl five consecutive years from 1997-2001. He was voted No. 3 on the Jaguars All-25.

"There is no question that Jimmy Smith was one of the best players to ever wear a Jaguars uniform," Jaguars Owner Shad Khan said. "His contributions in the early years were critical to the success the Jaguars enjoyed during that time. The fact that most of his records have stood for 10 years without being surpassed underscores what a great player he was. I am very happy that we will appropriately honor him."



ALL-TIME HONORS

PRO BOWL HONORS

Starters CAPITALIZED.

Number in parentheses shows player's number of Pro Bowls as a Jaguar.
(* did not play due to injury)

- 1996 — OT Tony Boselli
QB Mark Brunell
WR Keenan McCardell
- 1997 — P BRYAN BARKER
OT TONY BOSELLI (2)
QB Mark Brunell (2)
PK MIKE HOLLIS
WR Jimmy Smith
- 1998 — OT TONY BOSELLI (3)
WR JIMMY SMITH (2)
- 1999 — OT TONY BOSELLI (4)*
DE TONY BRACKENS
QB Mark Brunell (3)
LB KEVIN HARDY
S CARNELL LAKE
OT Leon Searcy
WR JIMMY SMITH (3)
- 2000 — OT TONY BOSELLI (5)*
WR Jimmy Smith (4)
- 2001 — WR Jimmy Smith (5)*
DT Gary Walker
- 2002 — P Chris Hanson
- 2003 — DT MARCUS STROUD
- 2004 — DT MARCUS STROUD (2)
DT John Henderson
- 2005 — DT MARCUS STROUD (3)
- 2006 — CB RASHEAN MATHIS*
DT John Henderson (2)
- 2007 — RB Fred Taylor
- 2009 — QB David Garrard
RB Maurice Jones-Drew
- 2010 — RB MAURICE JONES-DREW* (2)
TE Mercedes Lewis
ST Montell Owens
- 2011 — RB MAURICE JONES-DREW (3)
ST Montell Owens (2)
- 2013 — LB Paul Posluszny
- 2015 — WR Allen Robinson
- 2017 — CB A.J. BOUYE
DE CALAIS CAMPBELL*
DT Malik Jackson
DE Yannick Ngakoue
CB JALEN RAMSEY
LB Telvin Smith
- 2018 — CB JALEN RAMSEY (2)
DL Calais Campbell (2)
- 2019 — DE Josh Allen
DL Calais Campbell (3)
WR DJ Chark Jr.

PRO BOWL MVPs

- 1997 — QB Mark Brunell
- 2019 — DL Calais Campbell

COACHING HONORS

- Tom Coughlin — AFC Coach of the Year, UPI (1996)
- Dom Capers — Assistant Coach of the Year, Pro Football Writers of America, USA Today and Defensive Coordinator of the Year, Football Digest (1999)
- Doug Marrone — NFL 101 AFC Coach of the Year (2017)
- Todd Wash — Sporting News Coordinator of the Year (2017)

INDIVIDUAL LEAGUE AWARDS

		NET PUNTING AVERAGE
1995	P Bryan Barker	38.6
		PASSING YARDS
1996	QB Mark Brunell	4,367
		POINTS
1997	K Mike Hollis	134
		RECEPTIONS
1999	WR Jimmy Smith	116
		RUSHING YARDS
2011	RB Maurice Jones-Drew	1,606

ALL-PRO SELECTIONS

Legend: AP — Associated Press; PFWA — Pro Football Writers of America; TSN — The Sporting News; PFW — Pro Football Weekly; PFF — Pro Football Focus; FN — Football News; FD — Football Digest; USA — USA Today; SI — Sports Illustrated; CPFN — College & Pro Football Newsweekly

- DE Josh Allen — 2019: PFF (all-rookie), PFWA (all-rookie)
- DT Tyson Alualu — 2010: PFW, TSN
- OT Khalif Barnes — 2005: PFW/PFWA
- OT Tony Boselli — 1995: PFWA, PFW, FN, CPFN; 1996: USA, SI; 1997: AP, PFWA, TSN, PFW, FN, USA, CPFN; 1998: AP, PFWA, TSN, PFW, FN, USA, CPFN, FD; 1999: AP, PFWA, SI, TSN, PFW, USA, CPFN, FN, FD; 2000: FN (All-AFC)
- P Bryan Barker — 1997: AP, PFW, FD
- PR Reggie Barlow — 1998: CPFN; 1999: CPFN (second team)
- CB Aaron Beasley — 1996: FN; 1999: CPFN
- CB A.J. Bouye — 2017: AP (second team), PFF (second team), PFWA (all-AFC)
- DE Tony Brackens — 1996: PFWA, PFW, FN, CPFN; 1999: SI, USA, FN, AP (second team), PFW (All-AFC), CPFN (second team)
- CB Fernando Bryant — 1999: PFWA, PFW, CPFN, FN, FD
- DL Calais Campbell — 2017: AP (EDGE), AP (second team interior), PFF (second team EDGE), PFWA, TSN; 2019: PFWA (All-AFC)
- C Michael Cheever — 1996: FN, CPFN
- S Donovin Darius — 1998: PFW, FN, FD; 1999: FD (second team)
- P Chris Hanson — 2002: AP (second team), PFWA, PFW (All-AFC), FD (second team)
- LB Kevin Hardy — 1996: PFWA, PFW, FN, CPFN; 1999: AP, TSN, PFW, USA, CPFN, FN, FD
- DT John Henderson — 2002: PFWA, PFW; 2006: AP (second team)
- PK Mike Hollis — 1997: CPFN
- RB Maurice Jones-Drew — 2006: PFW/PFWA; 2009: SN (second team); 2011: AP, PFWA
- DT Malik Jackson — 2017: PFWA (all-AFC)
- DT Terrance Knighton — 2009: PFW
- K Josh Lambo — 2019: AP (second team)
- S Carnell Lake — 1999: PFW, CPFN, FN, FD, AP (second team), FD (second team)
- QB Byron Leftwich — 2003: PFW
- G Vince Manuwai — 2003: PFW
- CB Rashean Mathis — 2006: AP, TSN, USA, PFW/PFWA, PFW/PFWA (All-AFC)
- G Brad Meester — 2000: PFWA, PFW, FN
- QB Gardner Minshew II — 2019: PFF (all-rookie)
- FS Reggie Nelson — 2007: PFW/PFWA
- DE Yannick Ngakoue — 2016: PFWA (all-rookie)
- FB Montell Owens — 2008: SI (special teams)
- LB Mike Peterson — 2005: AP (second team)
- CB Jalen Ramsey — 2016: PFWA (all-rookie) 2017: AP, PFF, PFWA, TSN
- MLB Bryan Schwartz — 1995: FN
- OT Leon Searcy — 1997: USA; 1999: AP (second team), CPFN (second team)
- WR Jimmy Smith — 1998: AP (second team); 1999: FN, AP (second team), CPFN (second team), PFW (All-AFC)
- LB Telvin Smith Sr. — 2017: AP (second team)
- DT Larry Smith — 1999: FN
- DT Marcus Stroud — 2003: AP (second team), PFW (All-AFC), FN (second team); 2004: PFW (All-AFC), FD (second team); 2005: TSN (All-Pro)
- RB Fred Taylor — 1998: PFW, FN, CPFN, FD; 2007: AP (second team)
- OL Jawaan Taylor — 2019: PFWA (all-rookie), PFF (all-rookie)
- DT Gary Walker — 2001: SI, FD (second team)
- OT Maurice Williams — 2001: FN
- DT Renaldo Wynn — 1997: PFW, FN, CPFN

FEDEX GROUND PLAYER OF THE YEAR

- 1997 — RB Fred Taylor

AFC PLAYER OF THE MONTH

- 1996 —
- December — QB Mark Brunell (Offensive)
- 1997 —
- December — WR Keenan McCardell (Offensive)
- 1999 —
- September — CB Aaron Beasley, (Defensive)
- October — DE Tony Brackens (Defensive)
- November — DE Tony Brackens (Defensive)
- December — WR Jimmy Smith (Offensive)
- 2005 —
- September — P Chris Hanson (Special Teams)
- December — LB Mike Peterson (Defensive)
- 2007 —
- December — RB Fred Taylor (Offensive)
- 2021 —
- September — WR Jamal Agnew (Special Teams)



ALL-TIME HONORS

AFC PLAYER OF THE WEEK

- 1995 –
- Week 5 – DB Darren Carrington (Defense)
- 1996 –
- Week 11 – QB Mark Brunell (Offense)
- Week 13 – P Bryan Barker (Special Teams)
- Week 14 – K Mike Hollis (Special Teams)
- 1997 –
- Week 2 – K Mike Hollis (Special Teams)
- Week 7 – RB James Stewart (Offense)
- Week 11 – DE Jeff Lageman (Defense)
- Week 14 – K Mike Hollis (Special Teams)
- 1998 –
- Week 1 – RB James Stewart (Offense)
- Week 2 – WR Reggie Barlow (Special Teams)
- Week 3 – RB Fred Taylor (Offense)
- Week 17 – P Bryan Barker (Special Teams)
- 1999 –
- Week 4 – P Bryan Barker (Special Teams)
- Week 5 – P Bryan Barker (Special Teams)
- Week 10 – P Bryan Barker (Special Teams)
- Week 12 – QB Mark Brunell (Offense)
- 2000 –
- Week 9 – QB Mark Brunell (Offense)
- Week 12 – RB Fred Taylor (Offense)
- 2002 –
- Week 5 – WR Bobby Shaw (Special Teams)
- Week 11 – P Chris Hanson (Special Teams)
- 2004 –
- Week 3 – CB Rashean Mathis (Defense)
- Week 7 – K Josh Scobee (Special Teams)
- Week 15 – RB Fred Taylor (Offense)
- 2005 –
- Week 1 – K Josh Scobee (Special Teams)
- Week 5 – K Josh Scobee (Special Teams)
- Week 10 – LB Mike Peterson (Defense)
- Week 12 – RB Derrick Wimbush (Special Teams)
- 2006 –
- Week 2 – CB Rashean Mathis (Defense)
- Week 13 – QB David Garrard (Offense)
- Week 14 – RB Maurice Jones-Drew (Special Teams)
- 2007 –
- Week 6 – DE Paul Spicer (Defense)
- Week 12 – K Josh Scobee (Special Teams)
- 2008 –
- Week 3 – K Josh Scobee (Special Teams)
- 2009 –
- Week 3 – RB Maurice Jones-Drew (Offense)
- Week 13 – LB Justin Durant (Defense)
- 2010 –
- Week 1 – LB Daryl Smith (Defense)
- Week 4 – K Josh Scobee (Special Teams)
- Week 8 – QB David Garrard (Offense)
- 2011 –
- Week 7 – K Josh Scobee (Special Teams)
- 2013 –
- Week 10 – LB Paul Posluszny (Defense)
- 2014 –
- Week 7 – LB Telvin Smith Sr. (Defense)
- Week 13 – K Josh Scobee (Special Teams)
- 2015 –
- Week 7 – LB Telvin Smith Sr. (Defense)
- Week 14 – WR Rashad Greene Sr. (Special Teams)
- 2016 –
- Week 16 – CB Jalen Ramsey (Defense)
- 2017 –
- Week 1 – DL Calais Campbell (Defense)
- Week 5 – LB Telvin Smith Sr. (Defense)
- Week 9 – WR Jaydon Mickens (Special Teams)
- Week 10 – CB A.J. Bouye (Defense)
- Week 14 – WR Jaydon Mickens (Special Teams)
- 2019 –
- Week 3 – DL Calais Campbell (Defense)
- Week 4 – K Josh Lambo (Special Teams)
- Week 7 – K Josh Lambo (Special Teams)
- 2021 –
- Week 6 – K Matthew Wright (Special Teams)
- Week 9 – DE/OLB Josh Allen (Defense)

AFC ROOKIE OF THE MONTH

- 1996 –
- December – DT Tony Brackens (Defense)
- 1998 –
- September – RB Fred Taylor (Offensive)
- November – S Donovan Darius (Defensive)
- December – RB Fred Taylor (Offensive)
- 2003 –
- November – QB Byron Leftwich (Offensive)
- December – CB Rashean Mathis (Defensive)
- 2006 –
- November – LB Clint Ingram (Defensive)
- 2019 –
- September – QB Gardner Minshew II (Offensive)
- 2020 –
- September – RB James Robinson (Offensive)

PEPSI ROOKIE OF THE WEEK

QB Gardner Minshew II became the first Jaguar to win Pepsi Rookie of the Week when he won the award six times in 2019. In 2020, CB CJ Henderson earned Pepsi Rookie of the Week honors in Week 1 after recording five tackles, three passes defended and one INT in his NFL debut.

- 2019 –
- Week 1 – QB Gardner Minshew II
- Week 3 – QB Gardner Minshew II
- Week 5 – QB Gardner Minshew II
- Week 7 – QB Gardner Minshew II
- Week 8 – QB Gardner Minshew II
- Week 17 – QB Gardner Minshew II
- 2020 –
- Week 1 – CB CJ Henderson

*Results since 2002

WALTER PAYTON MAN OF THE YEAR

The Walter Payton NFL Man of the Year Award recognizes an NFL player for his excellence on and off the field. The award was established in 1970. It was renamed in 1999 after the late Hall of Fame Chicago Bears RB **Walter Payton**.

DL **Calais Campbell** became the first Jaguar to win the award when he was recognized as the 2019 Walter Payton NFL Man of the Year. The Jaguars nominees are below:

Year	Winner	Year	Winner
2001	QB Mark Brunell	2011	K Josh Scobee
2002	TE Kyle Brady	2012	RB Maurice Jones-Drew
2003	LB Akin Ayodele	2013	RB Maurice Jones-Drew
2004	TE Joe Zelenka	2014	K Josh Scobee
2005	WR Ernest Wilford	2015	OL Zane Beadles
2006	DB Scott Starks	2016	TE Julius Thomas
2007	WR Ernest Wilford	2017	DT Malik Jackson
2008	OL Brad Meester	2018	QB Blake Bortles
2009	RB Maurice Jones-Drew	2019	DL Calais Campbell
2010	OL Brad Meester	2020	K Josh Lambo
2011	K Josh Scobee	2021	LB Myles Jack

ED BLOCK COURAGE AWARD

The Ed Block Courage Award annually honors a player from each NFL team who exemplifies a commitment to the principles of sportsmanship and courage. The winners are selected for courageous effort, as well as individual performance. The award is unique in the sense that voting is conducted by each team's players.

Year	Winner	Year	Winner
1995	DT Paul Frase	2008	OL Brad Meester
1996	TE Derek Brown	2009	FB Greg Jones
1997	CB Dave Thomas	2010	DE Aaron Kampman
1998	QB Mark Brunell	2011	WR Jarrett Dillard
1999	RB James Stewart	2012	DE John Chick
2000	OL Tony Boselli	2013	OL Will Rackley
2001	WR Jimmy Smith	2014	DT Roy Miller
2002	RB Fred Taylor	2015	WR Allen Robinson
2003	DE Tony Brackens	2016	DT Sen'Derrick Marks
2004	QB David Garrard	2017	CB Aaron Colvin
2005	DE Paul Spicer	2018	FB Tommy Bohanon
2006	LB Jorge Cordova	2019	OL Cam Robinson
2007	OL Richard Collier	2020	TE James O'Shaughnessy
		2021	CB Tre Herndon



DRAFT HISTORY

JAGUARS ALL-TIME FIRST-ROUND DRAFT PICKS

In 2022, the Jaguars selected OLB **Travon Walker** and LB **Devin Lloyd** in the first round of the draft. This year marked the fifth time in franchise history that the club had two first-round selections in the same draft.

Year	No.	Player	School
2022	27	LB Devin Lloyd	Utah
2022	1	OLB Travon Walker	Georgia
2021	25	RB Travis Etienne Jr.	Clemson
2021	1	QB Trevor Lawrence	Clemson
2020	20	DE/LB K'Lavon Chaisson	LSU
2020	9	CB C.J. Henderson	Florida
2019	7	DE Josh Allen	Kentucky
2018	29	DL Taven Bryan	Florida
2017	4	RB Leonard Fournette	LSU
2016	5	CB Jalen Ramsey	Florida State
2015	3	DE Dante Fowler Jr.	Florida
2014	3	QB Blake Bortles	Central Florida
2013	2	OT Luke Joeckel	Texas A&M
2012	5	WR Justin Blackmon	Oklahoma State
2011	10	QB Blaine Gabbert	Missouri
2010	10	DT Tyson Alualu	California
2009	8	OT Eugene Monroe	Virginia
2008	8	DE Derrick Harvey	Florida
2007	21	S Reggie Nelson	Florida
2006	28	TE Marcedes Lewis	UCLA
2005	21	WR Matt Jones	Arkansas
2004	9	WR Reggie Williams	Washington
2003	7	QB Byron Leftwich	Marshall
2002	9	DT John Henderson	Tennessee
2001	13	DT Marcus Stroud	Georgia
2000	29	WR R. Jay Soward	Southern California
1999	26	CB Fernando Bryant	Alabama
1998	25	S Donovin Darius	Syracuse
1998	9	RB Fred Taylor	Florida
1997	21	DT Renaldo Wynn	Notre Dame
1996	2	LB Kevin Hardy	Illinois

LAST TIME THEY WERE TAKEN

In 2022, the Jaguars selected five defensive players and two offensive players. Below is the last player drafted by the Jaguars at each position:

LAST TIME EACH POSITION WAS TAKEN

Position	Player	School	Year	Rd
Quarterback	Trevor Lawrence	Clemson	2021	1
Running Back	Snoop Conner	Mississippi	2022	5
Wide Receiver	Jalen Camp	Georgia Tech	2021	6
Tight End	Luke Farrell	Ohio State	2021	5
Offensive Tackle	Walker Little	Stanford	2021	2
Interior OL	Luke Fortner	Kentucky	2022	3
Fullback	Marquez Williams	Miami (Fla.)	2017	7
Defensive Tackle	Jay Tufele	Southern California	2021	4
Defensive End	Jordan Smith	Alabama-Birmingham	2021	4
Linebacker	Chad Muma	Wyoming	2022	3
Outside Linebacker	Travon Walker	Georgia	2022	1
Cornerback	Montaric Brown	Arkansas	2022	7
Free Safety	James Sample	Louisville	2015	4
Strong Safety	Andre Cisco	Syracuse	2021	3
Kicker	Josh Scobee	Louisiana Tech	2004	5
Punter	Logan Cooke	Mississippi State	2018	7

FIRST ROUND BY POSITION

Dating back to their inaugural season in 1995, the Jaguars have had 31 first-round draft choices, including multiple first-round picks in 1995 (OT Tony Boselli and RB James Stewart), 1998 (RB Fred Taylor and S Donovin Darius), 2020 (CB C.J. Henderson and DE/LB K'Lavon Chaisson) and 2021 (QB Trevor Lawrence and RB Travis Etienne Jr. and 2022 (OLB Travon Walker and LB Devin Lloyd)

Below is a breakdown of how Jacksonville has used its first-round picks since 1995:

OFFENSE (18)		DEFENSE (20)	
Position	Picks	Position	Picks
Wide Receivers	4	Defensive Linemen	9
Offensive Linemen	4	Safeties	2
Running Backs	5	Cornerbacks	5
Quarterbacks	4	Linebackers	4
Tight Ends	1		

FIRST ROUND TEAMMATES

The Jaguars drafted a pair of Clemson players with their first two selections in 2021, picking QB Trevor Lawrence with the No. 1 overall selection and RB Travis Etienne with the No. 25 selection. It marked the first time in the common draft era that a quarterback and a running back from the same school were selected in the first round by the same team.

Etienne was the fourth running back selected in the first round by the Jaguars in franchise history and first since 2017, while Lawrence was the fourth quarterback selected in the first round and first since 2014.



JAGUARS DRAFT SUPERLATIVES

First Jaguars player drafted: OT Tony Boselli (1995, No. 2)

Most recent Jaguars player drafted: CB Montaric Brown (2022, No. 222)

Highest Jaguars selection: No. 1; QB Trevor Lawrence (2021), OLB Travon Walker (2022)

Lowest Jaguars selection: No. 222, CB Montaric Brown (2022)

Tallest Jaguars player drafted: 6'7, seven players; most recent: OLB Jordan Smith (2021)

Shortest Jaguars player drafted: 5'7, four players; most recent: WR/RS Ace Sanders (2013)

Heaviest player drafted: 335 pounds, DT John Henderson

Lightest Jaguars player drafted: 174 pounds; CB Fernando Bryant (1999), CB Scott Starks (2005)

School with most selections: Florida (12)

Position with most selections: Wide receiver (32)



DRAFT HISTORY

ALL-TIME DRAFT CHOICES

2022

No.	Player	College
1 (1)	OLB Travon Walker	Georgia
1 (27)	LB Devin Lloyd	Utah
3 (65)	OL Luke Fortner	Kentucky
3 (70)	LB Chad Muma	Wyoming
5 (154)	RB Snoop Conner	Mississippi
6 (197)	CB Gregory Junior	Southern California
7 (222)	CB Montaric Brown	Arkansas

2021

No.	Player	College
1 (1)	QB Trevor Lawrence	Clemson
1 (25)	RB Travis Etienne	Clemson
2 (33)	CB Tyson Campbell	Georgia
2 (45)	OL Walker Little	Stanford
3 (65)	S Andre Cisco	Syracuse
4 (106)	DT Jay Tufele	Southern California
4 (121)	DE Jordan Smith	Alabama-Birmingham
5 (145)	TE Luke Farrell	Ohio State
6 (209)	WR Jalen Camp	Georgia Tech

2020

No.	Player	College
1 (9)	CB CJ Henderson	Florida
1 (20)	DE/LB K'Lavon Chaisson	LSU
2 (42)	WR Laviska Shenault Jr.	Colorado
3 (73)	DT DaVon Hamilton	Ohio State
4 (116)	OL Ben Bartch	St. John's (Minn.)
4 (137)	CB Josiah Scott	Michigan State
4 (140)	LB Shaquille Quarterman	Miami (Fla.)
5 (157)	S Daniel Thomas	Auburn
5 (165)	WR Collin Johnson	Texas
6 (189)	QB Jake Luton	Oregon State
6 (206)	TE Tyler Davis	Georgia Tech
7 (223)	DB/RS Chris Claybrooks	Memphis

2019

No.	Player	College
1 (7)	DE Josh Allen	Kentucky
2 (35)	OL Jawaan Taylor	Florida
3 (69)	TE Josh Oliver	San Jose State
3 (98)	LB Quincy Williams	Murray State
5 (140)	RB Ryquell Armstead	Temple
6 (178)	QB Gardner Minshew II	Washington State
7 (235)	DT Dontavious Russell	Auburn

2018

No.	Player	College
1 (29)	DL Taven Bryan	Florida
2 (61)	WR DJ Chark Jr.	LSU
3 (93)	S Ronnie Harrison	Alabama
4 (129)	OT Will Richardson Jr.	N.C. State
6 (203)	QB Tanner Lee	Nebraska
7 (230)	LB Leon Jacobs	Wisconsin
7 (247)	P Logan Cooke	Mississippi State

2017

No.	Player	College
1 (4)	RB Leonard Fournette	LSU
2 (34)	OL Cam Robinson	Alabama
3 (68)	DE Dawuane Smoot	Illinois
4 (110)	WR Dede Westbrook	Oklahoma
5 (148)	LB Blair Brown	Ohio
7 (222)	CB Jalen Myrick	Minnesota
7 (240)	FB Marquez Williams	Miami (Fla.)

2016

No.	Player	College
1 (5)	CB Jalen Ramsey	Florida State
2 (36)	LB Myles Jack	UCLA
3 (69)	DE Yannick Ngakoue	Maryland
4 (103)	DT Sheldon Day	Notre Dame
6 (181)	LB Tyrone Holmes	Montana
6 (201)	QB Brandon Allen	Arkansas
7 (226)	DE Jonathan Woodard	Central Arkansas

2015

No.	Player	College
1 (3)	DE Dante Fowler Jr.	Florida
2 (36)	RB T.J. Yeldon	Alabama
3 (67)	G A.J. Cann	South Carolina
4 (104)	S James Sample	Louisville
5 (139)	WR Rashad Greene Sr.	Florida State
6 (180)	DT Michael Bennett	Ohio State
7 (220)	WR Neal Sterling	Monmouth
7 (229)	TE Ben Koyack	Notre Dame

2014

No.	Player	College
1 (3)	QB Blake Bortles	Central Florida
2 (39)	WR Marqise Lee	Southern California
2 (61)	WR Allen Robinson	Penn State
3 (93)	G Brandon Linder	Miami (Fla.)
4 (114)	CB Aaron Colvin	Oklahoma
5 (144)	LB Telvin Smith Sr.	Florida State
5 (159)	DE Chris Smith	Arkansas
6 (205)	C Luke Bowanko	Virginia
7 (222)	RB Storm Johnson	Central Florida

2013

No.	Player	College
1 (2)	OT Luke Joecket	Texas A&M
2 (33)	S Jonathan Cyprien	Florida International
3 (64)	CB Dwayne Gratz	Connecticut
4 (101)	WR/PR Ace Sanders	South Carolina
5 (135)	RB Denard Robinson	Michigan
6 (169)	S Josh Evans	Florida
7 (208)	CB Jeremy Harris	New Mexico State
7 (210)	CB Demetrius McCray	Appalachian State

2012

No.	Player	College
1 (5)	WR Justin Blackmon	Oklahoma State
2 (38)	DL Andre Branch	Clemson
3 (70)	P Bryan Anger	California
5 (142)	LB Brandon Marshall	Nevada
6 (176)	CB Mike Harris	Florida State
7 (228)	DT Jeris Pendleton	Ashland

2011

No.	Player	College
1 (10)	QB Blaine Gabbert	Missouri
3 (76)	G/C Will Rackley	Lehigh
4 (114)	WR Cecil Shorts III	Mount Union
4 (121)	S Chris Prosinski	Wyoming
5 (147)	CB Rod Isaac	Middle Tenn. State

2010

No.	Player	College
1 (10)	DT Tyson Alualu	California
3 (74)	DT D'Anthony Smith	Louisiana Tech
5 (143)	DE Larry Hart	Central Arkansas
5 (153)	DE Austen Lane	Murray State
6 (180)	RB/KR Deji Karim	Southern Illinois
6 (203)	RS/CB Scotty McGee	James Madison

2009

No.	Player	College
1 (8)	OT Eugene Monroe	Virginia
2 (39)	OT Eben Britton	Arizona
3 (72)	DT Terrance Knighton	Temple
3 (73)	CB Derek Cox	William & Mary
4 (107)	WR Mike Thomas	Arizona
5 (144)	WR Jarett Dilliard	Rice
6 (180)	TE Zach Miller	Nebraska-Omaha
7 (250)	RB Rashad Jennings	Liberty
7 (253)	WR Tiquan Underwood	Rutgers

2008

No.	Player	College
1 (8)	DE Derrick Harvey	Florida
2 (52)	DE Quentin Groves	Auburn
5 (155)	LB Thomas Williams	Southern California
5 (159)	LB Trae Williams	South Florida
7 (213)	RB Chauncey Washington	Southern California

2007

No.	Player	College
1 (21)	FS Reggie Nelson	Florida
2 (48)	LB Justin Durant	Hampton
3 (79)	WR Mike Sims-Walker	Central Florida
4 (101)	P Adam Podlesh	Maryland
4 (113)	DE Brian Smith	Missouri
5 (149)	G Uche Nwaneri	Purdue
5 (150)	S Josh Gattis	Wake Forest
5 (166)	DT Derek Landri	Notre Dame
7 (229)	WR John Broussard	San Jose State
7 (251)	LB Chad Nkang	Elon
7 (252)	OT Andrew Carnahan	Arizona State

2006

No.	Player	College
1 (28)	TE Marcedes Lewis	UCLA
2 (60)	RB Maurice Jones-Drew	UCLA
3 (80)	LB Clint Ingram	Oklahoma
5 (160)	LB Brent Hawkins	Illinois State
7 (213)	DE James Wyche	Syracuse
7 (236)	CB Dee Webb	Florida



DRAFT HISTORY

ALL-TIME DRAFT CHOICES

2005

No.	Player	College
1 (21)	WR Matt Jones	Arkansas
2 (52)	OT Khalif Barnes	Washington
3 (87)	CB Scott Starks	Wisconsin
4 (127)	RB Alvin Pearman	Virginia
5 (157)	S Gerald Sensabaugh	North Carolina
6 (185)	WR Chad Owens	Hawaii
6 (194)	LB Pat Thomas	N.C. State
7 (237)	CB Chris Roberson	Eastern Michigan

2004

No.	Player	College
1 (9)	WR Reggie Williams	Washington
2 (39)	LB Daryl Smith	Georgia Tech
2 (55)	RB Greg Jones	Florida State
3 (86)	LB Jorge Cordova	Nevada
4 (118)	DT Anthony Maddox	Delta State
4 (120)	WR Earnest Wilford	Virginia Tech
5 (137)	K Josh Scobee	Louisiana Tech
5 (150)	CB Chris Thompson	Nicholls State
5 (159)	OT Sean Bubin	Illinois
7 (249)	DE Bobby McCray	Florida

2003

No.	Player	College
1 (7)	QB Byron Leftwich	Marshall
2 (39)	DB Rashean Mathis	Bethune-Cookman
3 (72)	G Vince Manuwai	Hawaii
4 (104)	TE George Wrihster	Oregon
4 (132)	RB LaBrandon Toefield	Louisiana State
6 (176)	DE Brandon Green	Rice
6 (179)	S David Young	Georgia Southern
6 (193)	OT Marques Ogden	Howard
7 (218)	FB Malaefou MacKenzie	Southern California

2002

No.	Player	College
1 (9)	DT John Henderson	Tennessee
2 (40)	OT Mike Pearson	Florida
3 (89)	LB Akin Ayodele	Purdue
4 (108)	QB David Garrard	East Carolina
4 (118)	TE Chris Luzar	Virginia
6 (180)	DT Clenton Ballard	Texas State
7 (222)	WR Kendall Newson	Middle Tenn. State
7 (246)	CB Steve Smith	Oregon
7 (247)	K Hayden Epstein	Michigan

2001

No.	Player	College
1 (13)	DT Marcus Stroud	Georgia
2 (43)	OT Maurice Williams	Michigan
3 (73)	LB Eric Westmoreland	Tennessee
3 (94)	S James Boyd	Penn State
5 (142)	P David Leaverton	Tennessee
6 (170)	G Chad Ward	Washington
7 (213)	LB Anthony Denman	Notre Dame
7 (233)	S Marlon McCree	Kentucky
7 (235)	WR Richmond Flowers	Tenn. Chattanooga
7 (241)	DT Randy Chevrier	McGill

2000

No.	Player	College
1 (29)	WR R. Jay Soward	Southern California
2 (60)	G/C Brad Meester	Northern Iowa
3 (92)	LB T.J. Slaughter	Southern Miss.
4 (123)	OT Joe Chustz	Louisiana Tech
5 (159)	CB Kiwaukee Thomas	Georgia Southern
6 (196)	WR Emanuel Smith	Arkansas
7 (236)	S Erik Olson	Colorado State
7 (241)	DE Rob Meier	Washington State
7 (243)	RB Shyrone Stith	Virginia Tech
7 (245)	LB Danny Clark	Illinois
7 (247)	T Mark Baniewicz	Syracuse

1999

No.	Player	College
1 (26)	CB Fernando Bryant	Alabama
2 (56)	DT Larry Smith	Florida State
3 (88)	G Anthony Cesario	Colorado State
4 (121)	DT Kevin Landolt	West Virginia
5 (160)	CB Jason Craft	Colorado State
6 (182)	DT Emarlos Leroy	Georgia
7 (242)	CB Dee Moronkola	Washington State
7 (246)	DE Chris White	Saginaw Valley State

1998

No.	Player	College
1 (9)	RB Fred Taylor	Florida
1 (25)	S Donovin Darius	Syracuse
2 (57)	CB Cordell Taylor	Hampton
3 (86)	QB Jonathan Quinn	Middle Tennessee
4 (101)	RB Tavian Banks	Iowa
4 (118)	DT Harry Deligianis	Youngstown State
5 (148)	C John Wade	Marshall
6 (179)	DE Lamanzer Williams	Minnesota
6 (182)	FB Kevin McLeod	Auburn
7 (192)	WR Alvis Whitted	NC State
7 (214)	LB Brandon Tolbert	Georgia

1997

No.	Player	College
1 (21)	DT Renaldo Wynn	Notre Dame
2 (50)	S Mike Logan	West Virginia
3 (79)	LB James Hamilton	North Carolina
4 (114)	DT Seth Payne	Cornell
5 (147)	TE Damon Jones	Southern Illinois
6 (184)	FB Daimon Shelton	Sacramento State
7 (221)	LB Jon Hesse	Nebraska

1996

No.	Player	College
1 (2)	LB Kevin Hardy	Illinois
2 (33)	DE Tony Brackens	Texas
2 (60)	C Michael Cheever	Georgia Tech
3 (63)	CB Aaron Beasley	West Virginia
4 (110)	WR Reggie Barlow	Alabama State
5 (146)	OT Jimmy Herndon	Houston
6 (170)	S John Fisher	Missouri Western State
6 (185)	WR Chris Doering	Florida
7 (227)	WR Clarence Jones	Tennessee State
7 (228)	WR Gregory Spann	Jackson State

1995

No.	Player	College
1 (2)	OL Tony Boselli	Southern California
1 (19)	RB James Stewart	Tennessee
2 (40)	OT Brian DeMarco	Michigan State
2 (64)	LB Bryan Schwartz	Augustana (S.D.)
3 (71)	S Chris Hudson	Colorado
4 (99)	QB Rob Johnson	Southern California
4 (123)	DT Mike Thompson	Wisconsin
5 (169)	FB Ryan Christopherson	Wyoming
6 (172)	OT Marcus Price	Louisiana State
7 (219)	WR Curtis Marsh	Utah

1995 EXPANSION DRAFT

(February 15, 1995; alternated choices with Carolina)
 (Draft round, position, player, former team) 1. QB Steve Beuerlein, Arizona; 2. CB Corey Raymond, N.Y. Giants; 3. OT Jeff Novak, Miami; 4. DE John Duff, L.A. Raiders; 5. LB Keith Goganious, Buffalo; 6. LB Mark Williams, Green Bay; 7. CB Al Jackson, Philadelphia; 8. C/OG Mark Tucker, Arizona; 9. DT Paul Frase, N.Y. Jets; 10. G Tom Myslinski, Chicago; 11. WR Willie Jackson, Dallas; 12. DB Othello Henderson, New Orleans; 13. LB Santo Stephens, Cincinnati; 14. DB Darren Carrington, San Diego; 15. DB Michael Davis, Houston; 16. DB Dave Thomas, Dallas; 17. RB Mazio Royster, Tampa Bay; 18. FB Le'Shai Maston, Houston; 19. WR Charles Davenport, Pittsburgh; 20. S Monty Grow, Kansas City; 21. RB Marcus Wilson, Green Bay; 22. LB Brant Boyer, Miami; 23. S Harry Colon, Detroit; 24. TE Derek Brown, N.Y. Giants; 25. LB James Williams, New Orleans; 26. G Eugene Chung, New England; 27. RB Reggie Cobb, Green Bay; 28. WR Desmond Howard, Washington; 29. WR Kelvin Martin, Seattle; 30. WR Cedric Tillman, Denver; 31. DB Rogerick Green, Tampa Bay.



ALL-TIME TRADE HISTORY

ALL-TIME TRADE HISTORY

2022

- **April 29:** Jaguars' 5th-round 2022 (157 overall), 7th-round 2022 (235 overall) to Tampa Bay for Buccaneers 4th-round 2023 pick.
- **April 29:** Jaguars' 6th-round 2022 (188 overall), 6th-round 2022 (198) to Philadelphia for Eagles 5th round (154 overall).
- **April 28:** Jaguars' 2nd-round 2022 (33 overall), 4th-round 2022 (106 overall) and 6th-round 2022 (180 overall) to Tampa Bay for Buccaneers 1st-round (27 overall).

2021

- **May 18:** CB **Josiah Scott** to Philadelphia for CB Jameson Houston and Eagles' 6th-round 2023 choice.
- **May 2:** Jaguars' 4th-round 2021 (130 overall), 5th-round 2021 (170 overall) and 7th-round 2021 (249 overall) to Los Angeles for Rams 4th-round (121 overall) and 6th-round (209 overall).
- **March 17:** TE **Josh Oliver** to Baltimore for Ravens' conditional 7th-round 2022 draft choice.

- **March 17:** Jaguars' 7th-round 2021 (229th overall) to Saints for DT **Malcom Brown**.

2020

- **March 18:** CB **A.J. Bouye** to Denver for Broncos 4th (137)-round 2020 draft choice.
- **March 19:** DL **Calais Campbell** to Baltimore for Ravens 5th (157)-round 2020 draft choice.
- **March 30:** QB **Nick Foles** to Chicago for Bears 4th (140)-round 2020 draft choice.
- **August 30:** Traded DE **Yannick Ngakoue** to Minnesota for Vikings 2nd (45)-round 2021 draft choice and a 2022 5th round pick.
- **September 3:** Traded S **Ronnie Harrison** to Cleveland for Browns 5th (170th)-round 2021 draft choice.

- **October 14, 2020:** Jaguars' sixth-round (185th) pick to Titans for LB **Kamalei Correa** and 2021 7th round pick (249th overall)

2019

- **September 9:** Jaguars' fifth-round (137) pick to Pittsburgh for QB **Joshua Dobbs**.
- **October 15:** Jaguars CB **Jalen Ramsey** to Rams for 2020 first-round pick (20), 2021 first-round pick and a 2021 fourth-round selection.
- **May 26:** Jaguars' 2nd (38)-round selection and 4th (109)-round selection to Oakland for Raiders 5th (140, RB **Ryquell Armstead**) and 7th (235, DL **Dontavius Russell**)-round picks. Oakland traded 38 to Buffalo who drafted OT **Cody Ford** and traded pick 109 to Indianapolis who drafted RB **Khari Willis**.
- **May 27:** Jaguars' 7th (236)-round pick to Seattle for Seahawks 6th-round 2020 draft pick.

2018

- **March 28:** Jaguars' conditional 7th-round 2019 draft pick to Cleveland for QB **Cody Kessler**.
- **October 19:** Jaguars' fifth-round 2019 draft pick to Cleveland for RB **Carlos Hyde**.
- **October 30:** DE **Dante Fowler Jr.** to Los Angeles Rams

for Los Angeles' 2019 third-round draft pick and a 2020 fifth-round pick

2017

- **March 10:** TE **Julius Thomas** to Miami for Miami's 7th (240)-round 2017 draft pick. Jaguars selected FB Marquez Williams.
- **March 10:** Jaguars' 7th-round 2018 draft pick to Miami for OT **Branden Albert**.
- **April 28:** Jaguars' 2nd (35)-round selection and 6th (187)-round selection to the Seattle Seahawks for the Seahawks' 2nd (34, OL **Cam Robinson**)-round selection. The Seahawks selected DT **Malik McDowell** with pick 35 and DB **Mike Tyson** with pick 187.
- **Sept. 2:** OL **Luke Bowanko** to Baltimore for Baltimore's 2019 7th-round draft pick.

- **October 29:** DE **Chris Smith** to Cincinnati Bengals for Cincinnati's 2018 7th-round pick (230, LB **Leon Jacobs**).

- **October 28:** Jaguars 6th-round 2018 draft pick to the Buffalo Bills for DT **Marcell Dareus**.

2016

- **April 29:** Jaguars' 2nd (38)-round selection and 5th (146)-round selection to the Baltimore Ravens for the Ravens' 2nd (36, LB **Myles Jack**)-round selection. The Ravens traded the 2nd (38)-round selection to the Dolphins who selected CB **Xavier Howard**. The Ravens selected LB **Matt Judon** with pick 146.

2015

- **March 9:** Jaguars' 4th (103)-round selection to New York Jets for New York Jets' 4th (104, S James Sample) and 7th (229, TE **Ben Koyack**)-round selections. The New York Jets selected QB **Bryce Petty**.
- **Aug. 31:** K **Josh Scobee** to Pittsburgh for Pittsburgh 6th (201st overall selection) round draft choice. Jaguars selected QB **Brandon Allen**.

2014

- **March 11:** QB **Blaine Gabbert** to San Francisco for San Francisco's 6th (205)-round 2014 draft pick and a conditional 2015 draft pick. Jaguars selected C **Luke Bowanko** in 2014 draft.
- **May 9:** Jaguars' 3rd (70) and 5th (150 from Detroit)-round selections to San Francisco for San Francisco's 2nd (61, WR **Allen Robinson**)-round selection. San Francisco selected C **Marcus Martin** and DE **Aaron Lynch**.

- **May 9:** Jaguars' 4th (105) and 6th (179)-round selections to New England for New England's 3rd (93, G **Brandon Linder**). New England selected C **Bryan Stork** and G **Jon Halapio**.

2013

- **April 28:** Jaguars' 4th (98)-round selection to Philadelphia for Philadelphia's 4th (101) and 7th (210)-round selections.
- **Aug. 30:** DT **D'Anthony Smith** to Seattle for conditional pick.

- **Oct. 2:** OT **Eugene Monroe** to Baltimore for Baltimore's 2014 4th and 5th-round selections.

2012

- **April 26:** Jaguars' 1st (7) and 4th (101)-round selections to Tampa Bay for Tampa Bay's 1st (5, WR **Justin Blackmon**)-round selection. Tampa Bay selected SS **Mark Barron** and traded pick 101 to Denver, who selected CB **Omar Bolden**.

- **Oct. 30:** WR **Mike Thomas** to Detroit for a 2014 5th round selection.

2011

- **April 28:** Jaguars' 1st (16) and 2nd (49)-round selections to Washington for Washington's 1st (10, QB **Blaine Gabbert**)-round selection. Washington selected DE **Ryan Kerrigan** with selection 16 and traded pick 49 to Indianapolis, who selected G **Ben Ijalana**.

- **April 29:** Jaguars' 3rd (80) and 6th (182)-round selections to San Francisco for San Francisco's 3rd (76, G **Will Rackley**)-round selection. San Francisco selected S **Chris Culliver** and WR **Ronald Johnson**.

- **Sept. 3:** A Jaguars conditional 2012 choice to New York Jets for S **Dwight Lowery**. Jets traded pick (214) to Indianapolis, who selected LB **Tim Fugger**.

2010

- **April 23:** DE **Quentin Groves** to Oakland for Dallas' 5th (158)-round selection. Jaguars later traded that selection to New Orleans for 2011 4th (121)-round selection.

- **April 23:** Jaguars' 4th (108)-round selection to Oakland for LB **Kirk Morrison** and New England's 5th (153, DE **Austen Lane**)-round selection. Oakland selected WR **Jacoby Ford**.

- **May 25:** Jaguars' 2011 7th (218)-round selection to Miami for G **Justin Smiley**. Miami later traded selection to Green Bay which selected TE **Ryan Taylor**.

- **Sept. 4:** S **Reggie Nelson** to Cincinnati for DB **David Jones** and a conditional 2012 draft pick. Jaguars selected DT **Jeris Pendleton**.
- **Oct. 18:** S **Anthony Smith** to Green Bay for a conditional 2011 draft pick.

2009

- **April 9:** DT **Tony McDaniel** to Miami for Miami's 7th (232)-round selection. Jaguars later traded pick 232 to New England.

- **April 26:** Jaguars traded Miami's 7th (232)-round selection and Jacksonville's 2010 2nd (44)-round selection to New England for Green Bay's 3rd (73, CB **Derek Cox**)-round selection. New England selected WR **Julian Edelman** with pick 232.

- **June 30:** WR **Dennis Northcutt** to Detroit for S **Gerald Alexander**.

- **Sept. 6:** Jaguars' 2010 7th (217)-round selection to Tampa Bay for QB **Luke McCown**.

2008

- **Feb. 29:** Jaguars' 6th (193)-round selection to Minnesota for WR **Troy Williamson**. Minnesota selected WR **Jaymar Johnson**.

- **March 1:** DT **Marcus Stroud** to Buffalo for Baltimore's 3rd (71) and Chicago's 5th (143)-round selections. Buffalo later traded pick 71 back to Baltimore and pick 143 was traded to Dallas through Chicago.

- **April 26:** Jaguars' 1st (26), Baltimore's 3rd (71), and Jaguars' 3rd (89) and 4th (125)-round selections to Baltimore for Baltimore's 1st (8, DE **Derrick Harvey**)-round selection. Baltimore selected LB **Tavares Gooden** with pick 71 and traded picks 26, 89 and 173 to Houston for Houston's 1st (18)-round selection with which Baltimore selected QB **Joe Flacco**. Baltimore traded pick 125 to Oakland.



ALL-TIME TRADE HISTORY

ALL-TIME TRADE HISTORY

• **April 26:** Jaguars' 2nd (58), Seattle's 5th (158) and Jaguars' 2009 7th (217)-round selections to Tampa Bay for Tampa Bay's 2nd (52, DE **Quentin Groves**)-round selection. Tampa Bay selected WR **Dexter Jackson** with pick 58 and DB **E.J. Biggers** with 2009 pick 217, and traded pick 158 to Chicago.

• **April 27:** Jaguars traded Chicago's 5th (143)-round selection to Dallas for Cleveland's 5th (155, LB **Thomas Williams**) and Oakland's 7th (213, RB **Chauncey Washington**)-round selections. Dallas selected DB **Orlando Scandrick**.

2007

• **April 28:** Jaguars' 1st (17)-round selection to Denver for Denver's 1st (21, S **Reggie Nelson**), 3rd (86) and 6th (198)-round selections. Denver selected DE **Jarvis Moss**. Jaguars later traded pick 86 to Baltimore and 98 to Atlanta.

• **April 28:** Jaguars traded Denver's 3rd (86)-round selection to Baltimore for Detroit's 4th (101, P **Adam Podlesh**) and Baltimore's 5th (166, DT **Derek Landri**) and 6th (203)-round selections. Baltimore selected OT **Marshall Yanda**. Jacksonville later traded pick 203 to Atlanta.

• **April 29:** Jaguars' 6th (194)-round selection and Denver's 6th (198)-round selection and Baltimore's 6th (203)-round selection to Atlanta for Atlanta's 5th (149, G **Uche Nwaneri**)-round selection. Atlanta selected DB **David Irons** with pick 194, C **Doug Datish** with 198 and DB **Daren Stone** with 203.

• **Sept. 1:** RB **Alvin Pearman** and a 2008 7th (233)-round selection to Seattle for a 2008 5th (158)-round selection. Seattle selected RB **Justin Forsett**. Pick 158 later traded through Tampa Bay to Chicago who selected TE **Kellen Davis**.

2006

• **April 29:** Jaguars' 3rd (92) and 4th (125)-round selections to Dallas for Dallas' 3rd (80, LB **Clint Ingram**)-round selection. Dallas selected DE **Jason Hatcher** and KR **Skyler Green**.

• **April 30:** Jaguars' 6th (198)-round selection to San Francisco for San Francisco's 7th (213, DE **James Wyche**) and Jacksonville's 7th (236, CB **Dee Webb**)-round selections. San Francisco selected DE **Melvin Oliver**.

2005

• **April 24:** Jaguars' 4th (123)-round selection to New York Jets for Jets' 4th (127, RB **Alvin Pearman**) and Dallas' 6th (185, WR **Chad Owens**)-round selections. Jets selected DB **Kerry Rhodes**.

• **Aug. 26:** PK **Seth Marler** to Dallas for a 2006 6th (187, KR **Chad Owens**)-round selection.

• **Oct. 6:** Jaguars' 2006 7th (236)-round selection to San Francisco for LB **Jamie Winborn**.

2004

• **March 3:** QB **Mark Brunell** to Washington for Washington's 3rd (72)-round selection. Jacksonville later traded pick to Green Bay who selected DT **Donnell Washington**.

• **April 8:** DB **Jason Craft** to New Orleans for New Orleans' 5th (150, DB **Chris Thompson**)-round selection.

• **April 24:** Jaguars' 3rd (70)-round and 4th (102)-round selections to Green Bay for Green Bay's 2nd (55, RB **Greg Jones**)-round selection. Green Bay selected DB **Joey Thomas** and traded pick 102 to Miami who selected DB **Will Poole**.

• **April 24:** Jaguars traded Washington's 3rd (72)-round

selection to Green Bay for Green Bay's 3rd (86, LB **Jorge Cordova**) and 4th (118, DT **Anthony Maddox**)-round selections. Green Bay selected DT **Donnell Washington**.

• **April 25:** WR **Kevin Johnson** to Baltimore for Baltimore's 4th (120, WR **Ernest Wilford**)-round selection.

• **April 25:** Jaguars' 6th (175) and 7th (210)-round selections to Houston for Tennessee's 5th (159, OT **Sean Babin**)-round selection. Houston selected DB **Jammal Lord** and LB **Raheem Orr**.

2003

• **April 27:** Jaguars' 5th (143)-round selection to Chicago for Chicago's 6th (176, DE **Brandon Green**), New England's 6th (193, OT **Marques Ogden**) and Chicago's 7th (218, RB **Malaeou Mackenzie**)-round selections. Chicago selected WR **Justin Gage**.

• **Aug. 26:** Jaguars traded a 2004 conditional selection to Baltimore for DB **Anthony Mitchell**.

2002

• **April 20:** Jaguars' 3rd (76)-round selection to Cleveland for LB **Wali Rainer** and Cleveland's 3rd (79)-round selection. Cleveland selected C **Melvin Fowler**.

• **April 20:** Jaguars traded Cleveland's 3rd (79)-round selection to Washington for Washington's 4th (118, TE **Chris Luzar**)-round selection. Washington selected DB **Rashad Bauman**.

• **June 20:** Jaguars' 2003 7th (222)-round selection to Seattle for DB **Ike Charlton**. Seattle selected PK **Josh Brown**.

2001

• **April 22:** Jaguars' 2002 5th (144)-round selection to New England for New England's 6th (170, G **Chad Ward**)-round selection. New England traded the pick to Denver, who selected WR **Herb Haygood**.

2000

• **Aug. 16:** Jaguars' 2001 4th (108)-round selection to Kansas City for G **Brendan Stai**.

1999

• **April 18:** Jaguars' 6th (195) and 7th (233)-round selections to Tampa Bay for Tampa Bay's 6th (182, DT **Emarlos Leroy**)-round selection. Tampa Bay selected RB **Lamarr Green** and RB **Autry Denson**.

• **Sept. 5:** DB **Cordell Taylor** to Seattle for a 2000 conditional selection.

• **Oct. 19:** Jaguars' 2001 6th (174)-round selection to Tampa Bay for DE **Regan Upshaw**. Tampa Bay selected RB **Jameel Cook**.

1998

• **Feb. 13:** QB **Rob Johnson** to Buffalo for Buffalo's 1st (9, RB **Fred Taylor**) and 4th (101, RB **Tavian Banks**)-round selections.

1997

• **Aug. 24:** DE **Paul Frase** to Green Bay for Green Bay's 1998 6th (182, RB **Kevin McLeod**)-round selection.

• **Aug. 24:** OT **Jimmy Herndon** to Chicago for Chicago's 1998 7th (192, WR **Alvis Whitted**)-round selection.

1996

• **April 20:** Jaguars' 3rd (79), 4th (113), 5th (134) and 5th (150)-round selections to Miami for Miami's 2nd (60, C **Michael Cheever**) and 4th (99)-round selections.

• **April 21:** Jaguars traded Miami's 4th (99)-round selection to Seattle for Seattle's 4th (110, WR **Reggie Barlow**) and 5th (146, OT **Jimmy Herndon**)-round selections.

• **May 31:** DB **Corey Raymond** to Detroit for TE **Ty Hallock**.

• **Aug. 26:** Jaguars' 2007 7th (211)-round selection to Pittsburgh for TE **Craig Keith**. Pittsburgh traded pick to Kansas City, who selected C **Ben Lynch**.

• **Aug. 27:** WR **Mike Williams** to Miami for TE **Pete Mitchell**.

1995

• **April 21:** Jaguars' 3rd (66) and 5th (170)-round selections to Green Bay for QB **Mark Brunell**. Green Bay selected RB **William Henderson** and RB **Travis Jervey**.

• **April 22:** Jaguars' 1st (31) supplemental, 3rd (97) supplemental, 4th (134) supplemental, and 1996 4th (113)-round supplemental selections to Kansas City for Kansas City's 1st (19, RB **James Stewart**)-round selection. Kansas City selected OT **Trezelle Jenkins**, LB **Troy Dumas** and QB **Steve Stenstrom**.

• **April 22:** Jaguars' 2nd (33)-round selection to New York Jets for Jets' 2nd (40, OL **Brian DeMarco**) and 3rd (71, DB **Chris Hudson**)-round selections. The Jets selected OT **Matt O'Dwyer**.

• **April 23:** Jaguars' 5th (136)-round selection and a 1996 6th (186)-round selection to Cleveland for Cleveland's 4th (123, DT **Mike Thompson**)-round selection. Cleveland selected DT **Tau Pupa** with pick 136, and Baltimore selected WR **James Roe** with 1996 pick 186.

• **April 23:** Jaguars' 6th (208) supplemental, 7th (210) and 7th (248) supplemental selections to Philadelphia for Philadelphia's 5th (169, RB **Ryan Christophers**) and 7th (219, WR **Curtis Marsh**)-round selections. Philadelphia selected RB **Fred McCrary**, RB **Kevin Bouie**, and OT **Howard Smothers**.



FREE AGENCY HISTORY

2022

7 PLAYERS SIGNED

Player	Position	Date Signed	Previous Team
Christian Kirk	WR	March 17	Arizona
Zay Jones	WR	March 17	Las Vegas
Evan Engram	TE	March 17	New York Giants
Brandon Scherff	OL	March 17	Washington
Foyesade Oluokun	LB	March 17	Atlanta
Folorunso Fatukasi	DL	March 17	New York Jets
Darius Williams	CB	March 18	Los Angeles Rams

9 PLAYERS LOST

Player	Position	Date Signed	New Team
A.J. Cann	OL	March 15	Houston
Dare Ogunbowale	RB	March 16	Houston
Myles Jack	LB	March 17	Pittsburgh
Damien Wilson	LB	March 17	Carolina
Andrew Norwell	OL	March 17	Washington
Taven Bryan	DL	March 18	Cleveland
DJ Chark	WR	March 18	Detroit
Jihad Ward	DL	March 21	New York Giants
Jacob Hollister	TE	March 21	Las Vegas

2021

10 PLAYERS SIGNED

Player	Position	Date Signed	Previous Team
Shaquill Griffin	CB	March 18	Seattle
Rayshawn Jenkins	S	March 18	LAC
Roy Robertson-Harris	DL	March 18	Chicago
Chris Manhertz	TE	March 19	Carolina
Jihad Ward	DE	March 19	Baltimore
Jamal Agnew	WR	March 22	Detroit
Phillip Dorsett	WR	March 22	Seattle
Rudy Ford	S	March 22	Philadelphia
Carlos Hyde	RB	March 22	Seattle
Marvin Jones Jr.	WR	March 22	Detroit

3 PLAYERS LOST

Player	Position	Date Signed	New Team
Mike Glennon	QB	March 19	New York Giants
Keelan Cole	WR	March 21	Las Vegas
Chris Conley	WR	March 25	Houston

2020

6 PLAYERS SIGNED

Player	Position	Date Signed	Previous Team
Joe Schobert	LB	March 18	Cleveland
Rodney Gunter	DL	March 19	Arizona
Al Woods	DT	March 24	Seattle
Cassius Marsh	DE/LB	March 24	Arizona
Tyler Eifert	TE	March 24	Cincinnati
Rashaan Melvin	CB	March 24	Detroit

3 PLAYERS LOST

Player	Position	Date Signed	New Team
Seth DeValve	LB	March 20	Carolina
Nick O'Leary	DL	March 21	Las Vegas
Cedric Ogbuehi	DT	March 23	Seattle

2019

7 PLAYERS SIGNED

Player	Position	Date Signed	Previous Team
Nick Foles	QB	March 14	Philadelphia
Geoff Swaim	TE	March 15	Dallas
Cedric Ogbuehi	OL	March 16	Cincinnati
Chris Conley	WR	March 16	Kansas City
Jake Ryan	LB	March 19	Green Bay
Alfred Blue	RB	April 1	Houston
Benny Cunningham	RB	April 2	Chicago

6 PLAYERS LOST

Player	Position	Date Signed	New Team
Donte Moncrief	WR	March 14	Pittsburgh
Chris Reed	OL	March 18	Miami
Ereck Flowers	OL	March 18	Washington
Blake Bell	TE	April 2	Kansas City
Austin Seferian-Jenkins	TE	April 10	New England
T.J. Yeldon	RB	April 22	Buffalo

2018

7 PLAYERS SIGNED

Player	Position	Date Signed	Previous Team
Don Carey	S	March 15	Detroit
D.J. Hayden	CB	March 15	Detroit
Niles Paul	TE	March 15	Washington
Andrew Norwell	G	March 15	Carolina
Cody Davis	S	March 15	L.A. Rams
Donte Moncrief	WR	March 15	Indianapolis
Austin Seferian-Jenkins	TE	March 15	New York Jets

6 PLAYERS LOST

Player	Position	Date Signed	New Team
Aaron Colvin	CB	March 15	Houston
Allen Robinson	WR	March 16	Chicago
Patrick Omahame	OL	March 16	New York Giants
Chad Henne	QB	March 16	Kansas City
Allen Hurns	WR	March 23	Dallas
Mercedes Lewis	TE	May 25	Green Bay

2017

9 PLAYERS SIGNED

Player	Position	Date Signed	Previous Team
A.J. Bouye	CB	March 10	Houston
Calais Campbell	DL	March 10	Arizona
Barry Church	S	March 10	Dallas
Lerentee McCray	DE	March 10	Buffalo
Stefan Charles	DT	March 11	Detroit
Audie Cole	LB	March 11	Minnesota
Earl Watford	OL	March 11	Arizona
Josh McNary	LB	March 16	Indianapolis
Mychal Rivera	TE	March 23	Oakland



FREE AGENCY HISTORY

7 PLAYERS LOST

Player	Position	Date Signed	New Team
Jonathan Cyprien	S	March 9	Tennessee
Luke Joekel	OT	March 9	Seattle
Prince Amukamara	CB	March 10	Chicago
Kelvin Beachum	OT	March 10	New York Jets
Joe Banyard	RB	March 17	Buffalo
Jordan Hill	DL	March 20	Detroit
Tyson Alualu	DT	March 21	Pittsburgh

2016

7 PLAYERS SIGNED

Player	Position	Date Signed	Previous Team
Tashaun Gipson Sr.	S	March 10	Cleveland
Chris Ivory	RB	March 10	N.Y. Jets
Malik Jackson	DL	March 10	Denver
Brad Nortman	P	March 10	Carolina
Prince Amukamara	CB	March 11	New York Giants
Mackenzey Bernadeau	OL	March 11	Dallas
Kelvin Beachum	OT	March 16	Pittsburgh

6 PLAYERS LOST

Player	Position	Date Signed	Previous Team
Andre Branch	DE	March 16	Miami
Sam Young	T	March 9	Miami
Bryan Anger	P	March 23	Tampa Bay
Chris Clemons	DE	April 1	Seattle
Clay Harbor	TE	April 4	New England
Stefen Wisniewski	C	April 4	Philadelphia
Kelvin Beachum	OT	March 16	Pittsburgh

2015

8 PLAYERS SIGNED

Player	Position	Date Signed	Previous Team
Sergio Brown	S	March 11	Indianapolis
Davon House	CB	March 11	Green Bay
Jared Odrick	DL	March 11	Miami
Jermeay Parnell	OT	March 11	Dallas
Dan Skuta	LB	March 11	San Francisco
Julius Thomas	TE	March 11	Denver
Bryan Walters	WR	March 13	Seattle
Stefen Wisniewski	C	April 18	Oakland

6 PLAYERS LOST

Player	Position	Date Signed	New Team
J.T. Thomas III	LB	March 10	New York Giants
Teddy Williams	CB	March 12	Carolina
Cecil Shorts III	WR	March 16	Houston
Alan Ball	CB	March 27	Chicago
Jordan Todman	RB	March 30	Carolina
Jacques McClendon	G	April 22	Miami
Sherrrod Martin	S	June 17	Chicago

2014

6 PLAYERS SIGNED

Player	Position	Date Signed	Previous Team
Toby Gerhart	RB	March 11	Minnesota
Zane Beadles	G	March 12	Denver
Dekoda Watson	LB	March 12	Tampa Bay
Chris Clemons	DE	March 13	Seattle
Ziggy Hood	DT	March 13	Pittsburgh
Tandon Doss	WR	March 18	Baltimore

5 PLAYERS LOST

Player	Position	Date Signed	New Team
Taylor Price	WR	March 13	Seattle
Maurice Jones-Drew	RB	March 28	Oakland
Allen Reisner	TE	April 15	Minnesota
Kyle Love	DT	May 20	Kansas City
Bradron Deaderick	DT	June 3	New Orleans

2013

7 PLAYERS SIGNED

Player	Position	Date Signed	Previous Team
Geno Hayes	LB	March 13	Chicago
Alan Ball	DB	March 15	Houston
Justin Forsett	RB	March 15	Houston
Roy Miller III	DT	March 15	Tampa Bay
Sen'Derrick Marks	DT	April 2	Tennessee
Mohamed Massaquoi	WR	April 8	Cleveland
Marcus Trufant	CB	May 7	Seattle

6 PLAYERS LOST

Player	Position	Date Signed	New Team
Derek Cox	CB	March 13	San Diego
Terrance Knighton	DT	March 13	Denver
Greg Jones	FB	March 27	Houston
Rashad Jennings	RB	April 11	Oakland
Eben Britton	OL	April 16	Chicago
Jalen Parmelee	RB	May 8	Tennessee

2012

5 PLAYERS SIGNED

Player	Position	Date Signed	Previous Team
Chad Henne	QB	March 15	Miami
Laurent Robinson	WR	March 15	Dallas
Aaron Ross	DB	March 21	New York Giants
Naufahu Tahi	FB	May 7	Minnesota
Reggie Corner	CB	June 20	Buffalo

1 PLAYER LOST

Player	Position	Date Signed	New Team
Luke McCown	QB	June 7	New Orleans



FREE AGENCY HISTORY

2011

10 PLAYERS SIGNED

Player	Position	Date Signed	Previous Team
Paul Posluszny	LB	July 29	Buffalo
Clint Session	LB	July 29	Indianapolis
Jason Spitz	G/C	July 29	Green Bay
Drew Coleman	DB	July 30	New York Jets
Dawan Landry	S	July 30	Baltimore
Matt Turk	P	July 31	Houston
Tony Moll	G/T	Aug. 10	Baltimore
Matt Roth	DE	Aug. 12	Cleveland
Gerris Wilkinson	LB	Aug. 13	New York Giants
Joey Haynos	TE	Aug. 21	Miami

6 PLAYERS LOST

Player	Position	Date Signed	Previous Team
Sean Considine	S	July 29	Carolina
Justin Durant	LB	July 29	Detroit
Bryan Anger	P	March 23	Tampa Bay
Chris Clemons	DE	April 1	Seattle
Clay Harbor	TE	April 4	New England
Stefen Wisniewski	C	April 4	Philadelphia
Kelvin Beachum	OT	March 16	Pittsburgh

2010

3 PLAYERS SIGNED

Player	Position	Date Signed	Previous Team
Kassim Osgood	WR	March 6	San Diego
Aaron Kampman	DE	March 7	Green Bay
Freddy Keiaho	LB	Aug. 26	Indianapolis

1 PLAYER LOST

Player	Position	Date Signed	New Team
Clint Ingram	LB	May 19	New Orleans

2009

2 PLAYERS SIGNED

Player	Position	Date Signed	Previous Team
Sean Considine	S	Feb. 27	Philadelphia
Tra Thomas	OT	March 9	Philadelphia

4 PLAYERS LOST

Player	Position	Date Signed	New Team
Mike Peterson	LB	March 10	Atlanta
Gerald Sensabaugh	S	March 10	Dallas
Khalif Barnes	OT	March 14	Oakland
Pierson Prioleau	S	March 26	New Orleans

2008

5 PLAYERS SIGNED

Player	Position	Date Signed	Previous Team
Cleo Lemon	QB	Feb. 29	Miami
Jerry Porter	WR	Feb. 29	Oakland
Drayton Florence	CB	March 1	San Diego
Jimmy Kennedy	DT	March 5	Chicago
Pierson Prioleau	S	April 29	Washington

8 PLAYERS LOST

Player	Position	Date Signed	New Team
Ernest Wilford	WR	March 1	Miami
Sammy Knight	S	March 4	New York Giants
LaBrandon Toefield	RB	March 10	Carolina
Bobby McCray	DE	March 11	New Orleans
Quinn Gray	QB	March 24	Houston
Shantee Orr	LB	March 24	Cleveland
Aaron Glenn	CB	April 7	New Orleans
Terry Cousin	S	May 23	Cleveland

2007

2 PLAYERS SIGNED

Player	Position	Date Signed	Previous Team
Tony Pashos	OT	March 2	Baltimore
Dennis Northcutt	WR	March 5	Cleveland

3 PLAYERS LOST

Player	Position	Date Signed	New Team
Kyle Brady	TE	March 3	New England
Deon Grant	S	March 9	Seattle
Cortez Hankton	WR	April 17	Minnesota

2006

5 PLAYERS SIGNED

Player	Position	Date Signed	Previous Team
Brian Williams	CB	March 11	Minnesota
Stockar McDougle	OT	March 16	Miami
Nick Greisen	LB	April 28	New York Giants
Randy Hymes	WR	May 18	Baltimore
Troy Edwards	WR	May 19	Detroit

6 PLAYERS LOST

Player	Position	Date Signed	New Team
Akin Ayodele	LB	March 13	Dallas
Jamie Winborn	LB	April 3	Tampa Bay
Kenny Wright	CB	April 3	Washington
Deke Cooper	S	April 5	Miami
Mike Pearson	OT	April 29	Miami
Ephraim Salaam	OT	April 29	Miami



FREE AGENCY HISTORY

2005

3 PLAYERS SIGNED

Player	Position	Date Signed	Previous Team
Reggie Hayward	DE	March 2	Denver
Kenny Wright	CB	March 31	Houston
Tony Williams	DT	April 6	Cincinnati

1 PLAYER LOST

Player	Position	Date Signed	New Team
Bob Whitfield	OT	May 4	New York Giants

2004

8 PLAYERS SIGNED

Player	Position	Date Signed	Previous Team
Todd Yoder	TE	March 5	Tampa Bay
Tommy Hendricks	LB	March 8	Miami
Mike Compton	OT	March 9	New England
Lewis Sanders	DB	March 9	Cleveland
Deon Grant	S	March 10	Carolina
Juran Bolden	CB	March 24	Atlanta
Greg Favors	LB	March 24	Carolina
Doug Johnson	QB	April 28	Atlanta

4 PLAYERS LOST

Player	Position	Date Signed	New Team
Leander Jordan	OT	March 4	San Diego
Fernando Bryant	CB	March 5	Detroit
Danny Clark	LB	March 12	Oakland
Jamar Nesbit	G/C	March 29	New Orleans

2003

4 PLAYERS SIGNED

Player	Position	Date Signed	Previous Team
Mike Peterson	LB	March 13	Indianapolis
Keith Mitchell	LB	March 14	Houston
Hugh Douglas	DE	March 15	Philadelphia
Marc Edwards	FB	March 15	New England

6 PLAYERS LOST

Player	Position	Date Signed	New Team
Zach Wiegert	OT	March 3	Houston
Patrick Johnson	WR	March 11	Washington
John Wade	C	March 12	Tampa Bay
Bobby Shaw	WR	March 18	Buffalo
Todd Fordham	OL	March 20	Pittsburgh
Wali Rainer	LB	April 7	Detroit

2002

4 PLAYERS SIGNED

Player	Position	Date Signed	Previous Team
Patrick Johnson	WR	March 18	Baltimore
Bobby Shaw	WR	April 3	Pittsburgh
Chris Naeole	G	April 5	New Orleans
Detron Smith	FB	April 8	Denver

5 PLAYERS LOST

Player	Position	Date Signed	New Team
Renaldo Wynn	DE	March 28	Washington
Mike Hollis	K	April 9	Buffalo
Jeff Posey	LB	April 18	Houston
Sean Dawkins	WR	April 28	Minnesota
Jonathan Quinn	QB	May 1	Kansas City

2001

0 PLAYERS SIGNED

4 PLAYERS LOST

Player	Position	Date Signed	New Team
Mike Logan	S	April 2	New Orleans
Bryan Barker	P	April 12	Washington
Todd Fordham	OL	April 17	Denver
Daimon Shelton	FB	May 23	Chicago

2000

2 PLAYERS SIGNED

Player	Position	Date Signed	Previous Team
Jamie Martin	QB	Feb. 22	Cleveland
Hardy Nickerson	LB	Feb. 22	Tampa Bay

7 PLAYERS LOST

Player	Position	Date Signed	New Team
James Stewart	RB	Feb. 15	Detroit
Jay Fiedler	QB	Feb. 22	Miami
Rich Tytski	G	Feb. 29	Pittsburgh
Regan Upshaw	DE	March 1	Oakland
Joe Patton	OT	March 16	San Diego
Dave Thomas	CB	April 7	New York Giants
Ben Coleman	OL	June 15	San Diego



FREE AGENCY HISTORY

1999

3 PLAYERS SIGNED

Player	Position	Date Signed	Previous Team
Gary Walker	DT	Feb. 12	Tennessee
Carnell Lake	S	Feb. 13	Pittsburgh
Kyle Brady	TE	Feb. 16	New York Jets

9 PLAYERS LOST

Player	Position	Date Signed	New Team
Zack Crockett	FB	March 16	Oakland
Fernando Smith	DE	March 19	Baltimore
Pete Mitchell	TE	March 24	New York Giants
John Jurkovic	DT	March 26	Cleveland
Brian DeMarco	OL	April 2	Cincinnati
Travis Davis	S	April 19	Pittsburgh
Troy Sadowski	TE	April 21	Washington
Chris Hudson	S	April 22	Chicago
Kelvin Pritchett	DT	April 27	Detroit

1998

2 PLAYERS SIGNED

Player	Position	Date Signed	Previous Team
Bryce Paup	LB	Feb. 16	Buffalo
Quentin Neujahr	C	March 3	Baltimore

7 PLAYERS LOST

Player	Position	Date Signed	New Team
Ty Hallock	FB	Feb. 16	Chicago
Natrone Means	RB	March 6	San Diego
Derek Brown	TE	May 13	Oakland
Dave Widell	C	May 13	Atlanta
Esera Tuaolo	DT	May 14	Atlanta
Randy Jordan	RB	June 2	Oakland

1997

1 PLAYER SIGNED

Player	Position	Date Signed	Previous Team
Deon Figures	CB	March 5	Pittsburgh

1 PLAYER LOST

Player	Position	Date Signed	New Team
Ernie Logan	DE	March 20	New York Jets

1996

5 PLAYERS SIGNED

Player	Position	Date Signed	Previous Team
Leon Searcy	OT	Feb. 18	Pittsburgh
Eddie Robinson	LB	March 1	Houston
Keenan McCardell	WR	March 2	Baltimore
Todd Philcox	QB	April 11	Tampa Bay
John Jurkovic	DT	April 13	Green Bay

5 PLAYERS LOST

Player	Position	Date Signed	New Team
Eugene Chung	G	March 20	San Francisco
Steve Beuerlein	QB	April 3	Carolina
Darren Carrington	S	April 22	Oakland
Tom Myslinksi	G	April 24	Pittsburgh
Desmond Howard	WR	July 12	Green Bay

1995

12 PLAYERS SIGNED

Player	Position	Date Signed	Previous Team
Shawn Bouwens	G	Feb. 28	Detroit
Don Davey	DT	Feb. 28	Green Bay
Joel Smeenge	DE	Feb. 28	New Orleans
Vinnie Clark	CB	March 3	New Orleans
Bryan Barker	P	March 7	Philadelphia
Kelvin Pritchett	DT	March 11	Detroit
Jeff Lageman	DE	March 14	New York Jets
Mickey Washington	CB	March 14	Buffalo
Dave Widell	C	March 15	Denver
Mike Dumas	S	April 24	Buffalo
Mike Williams	WR	May 4	Miami
Ernest Givins	WR	June 2	Houston



The Jaguars signed WR Christian Kirk on March 16, 2022. Kirk, who led a free agency class of seven players, posted a career-high 77 receptions for 982 yards and five TDs for the Arizona Cardinals in 2021.



ALL-TIME ROSTERS

ALL-TIME ALPHABETICAL ROSTER

(active one or more games on the 53-man roster)

A	
Adams, Blue	CB Cincinnati 2003
Adams, Tyrell	LB West Georgia 2021
Agnew, Jamal	WR San Diego 2021
Akbar, Hakim	LB Washington 2003
Alexander, Dan	RB/FB Nebraska 2002
Alexander, D.J.	LB Oregon State 2019
Alexander, Eric	LB Louisiana State 2010
Alexander, Gerald	S Boise State 2009-10
Alexis, Rich	RB Washington 2005-06
Allen, Dakota	LB Texas Tech 2019-21
Allen, David	RB/KR Kansas State 2003-04
Allen, Josh	DE Kentucky 2019-21
Allen, Russell	LB San Diego State 2009-13
Alualu, Tyson	DT California 2010-16
Amukamara, Prince	CB Nebraska 2016
Anderson, Curtis	CB Pittsburgh 1997
Anger, Bryan	P California 2012-15
Angulo, Richard	TE W. New Mexico 2007-08
Ankou, Eli	DT UCLA 2017-18
Armour, JoJuan	S Miami (Ohio) 1999
Armbrister, Thurston	LB Miami (Fla.) 2015
Armstead, Ryquell	RB Temple 2019, 21
Arnold, Dan	TE Wisconsin-Platteville 2021
Ash, Richard	DT Western Michigan 2015-16
Asper, Mark	OL Oregon 2012
Austin, Tavon	WR West Virginia 2021
Ayodele, Akin	LB Purdue 2002-05
B	
Babin, Jason	DE Western Michigan 2012-13
Baldrige, Daniel	OT Marshall 2010, 12
Ball, Alan	CB Illinois 2013-14
Ballard, Clenton	DT SW Texas State 2002
Baniewicz, Mark	OT Syracuse 2000-01
Banks, Tavian	RB Iowa 1998-99
Banyard, Joe	RB Texas-El Paso 2015
Barcoo, Luq	CB San Diego State 2020
Barker, Bryan	P Santa Clara 1995-2000
Barlow, Reggie	WR Alabama State 1996-2000
Barnes, Khalif	OT Washington 2005-08
Barnes, Lionel	DE La-Monroe 2003-04
Bartch, Ben	OL St. John's (Minn.) 2020-21
Bartu, Joplo	LB Texas State 2015
Battles, Ainsley	S Vanderbilt 2001-02
Beachum, Kelvin	OT Southern Methodist 2016
Beadles, Zane	OG Utah 2014-15
Bean, Robert	CB Mississippi State 2002
Beasley, Aaron	CB West Virginia 1996-2001
Beathard, C.J.	QB Iowa 2021
Beekman, Josh	G Boston College 2012
Bell, Blake	TE Oklahoma 2018
Bell, Ricky	CB North Carolina St. 1996
Benn, Arrelious	WR Illinois 2016-17
Bennett, Michael	DT Ohio State 2015, 17
Bentley, Kevin	LB Northwestern 2011
Beuerlein, Steve	QB Notre Dame 1995
Black, Jordan	OT Notre Dame 2008-10
Blackmon, Justin	WR Oklahoma State 2012-14
Blackmon, Will	CB Boston College 2013-14
Blade, Willie	DT Mississippi State 2004
Blake, Antwon	DB Texas-El Paso 2012
Board, C.J.	WR Chattanooga 2019
Bohanon, Tommy	FB Wake Forest 2017-18
Bolden, Juran	CB Mississippi Delta 2004
Bolen, Brock	FB Louisville 2009-11
Borders, Breon	CB Duke 2019
Bortles, Blake	QB UCF 2014-18
Boselli, Tony	OT Southern Cal. 1995-2001
Bosworth, Kyle	LB UCLA 2011-12
Bouman, Todd	QB St. Cloud State 2007, 10
Bouwens, Shawn	G Nebraska Wesleyan 1995
Bouye, A.J.	CB Central Florida 2017-19
Bowanko, Luke	OL Virginia 2014-16
Bowen, Alvin	LB Iowa State 2010
Boyer, Brant	LB Arizona 1995-2000
Boyd, Danny	PK Louisiana State 2002
Boyd, James	S Penn State 2001-02
Boykin, Deral	S Louisville 1995
Brackenridge, Tyson	CB Washington State 2009-10
Brackens, Tony	DE Texas 1996-2003
Bradfield, Cameron	OT Grand Valley St. 2011-14
Brady, Kyle	TE Penn State 1999-2006
Branch, Andre	DE Clemson 2012-15
Brewster, Mike	G/C Ohio State 2012-13
Britton, Eben	OT Arizona 2009-12
C	
Brooks, Bobby	LB Fresno State 2002
Brooks, Bucky	CB North Carolina 1996-97
Broussard, John	WR San Jose State 2007
Brown, Arthur	LB Kansas State 2016
Brown, Blair	LB Ohio 2017-18
Brown, C.C.	S Louisiana-Lafayette 2011
Brown, Chris	CB UAB 2003
Brown, Delvin	S Miami (Fla.) 2001
Brown, Derek	TE Notre Dame 1995-97
Brown, Jon	K Kentucky 2020
Brown, John	WR Pittsburgh State 2021
Brown, Mike	WR Liberty 2012-14
Brown, Milford	G Florida State 2008
Brown, Sergio	S Notre Dame 2015
Bruce, Mkristo	DE Washington State 2008
Brunell, Mark	QB Washington 1995-2003
Bryan, Taven	DL Florida 2018-21
Bryant, Fernando	CB Alabama 1999-2003
Bryant, Red	DE Texas A&M 2014
Bullard, Kendrick	WR Arkansas State 1996
Burley, Marcus	CB Delaware 2013
Burnett, Chester	MLB Arizona 1999
Burns, Lorenzo	CB Arizona 2021
Burton, Stephen	WR West Texas A&M 2013
D	
Cain, Jeremy	LS Massachusetts 2009-12
Calitro, Austin	LB Villanova 2019
Campbell, Calais	DL Miami 2017-19
Campbell, Tommie	CB California (PA) 2014
Campbell, Tyson	CB Georgia 2021
Cann, A.J.	G South Carolina 2015-21
Carney, John	PK Notre Dame 2007
Carey, Don	S Norfolk State 2010
Carrington, Darren	S Northern Arizona 1995
Carroll, Ahmad	CB Arkansas 2006
Carter, Bernard	LB East Carolina 1995
Carter, Delone	RB Syracuse 2013
Cesario, Anthony	G Colorado State 1999
Chaisson, K'Lavon	DE/LSU 2020-21
Chambers, Derrick	OT Florida 2001-02
Chamblin, Corey	CB Tennessee Tech 1999
Chanoine, Roger	OT Temple 2002
Charles, Jamaal	RB Texas 2018
Charlton, Ike	CB Virginia Tech 2002
Chark Jr., DJ	WR LSU 2018-21
Chase, Martin	DT Oklahoma 2005
Cheever, Michael	C Georgia Tech 1996-98
Chick, John	DE Utah State 2011-12
Christopherson, Ryan	FB Wyoming 1995-96
Chung, Eugene	G Virginia Tech 1995
Church, Barry	S Toledo 2017-18
Cisco, Andre	S Syracuse 2021
Clark, Danny	LB Illinois 2000-03
Clark, Reggie	LB North Carolina 1995-96
Clark, Vinnie	CB Ohio State 1995-96
Claybrooks, Chris	CB Memphis 2020-21
Clemons, Chris	DE Georgia 2014-15
Clemons, Toney	WR Colorado 2012
Cloherty, Colin	TE Brown 2011-12
Cobb, Reggie*	RB Tennessee 1995
Coe, Michael	DB Alabama State 2009-10
Cole Sr., Keelan	WR Kentucky Wesleyan 2017-20
Cohen, Landon	DT Ohio 2010
Coleman, Ben	G Wake Forest 1995-99
Coleman, Drew	CB Texas Christian 2011
Coleman, Marco	DE Georgia Tech 2002
Colinet, Stalin	DE Boston College 2002
Collier, Richard	OT Valdosta State 2006-08
Collins, Nate	DT Virginia 2010-11
Colon, Harry	S Missouri 1995
Colquitt, Dustin	P Tennessee 2020
Colvin, Aaron	CB Oklahoma 2014-17
Combs, Chris	DE Duke 2002
Compton, Mike	G West Virginia 2004
Conley, Chris	WR Georgia 2019-20
Connolly, Dan	G SE Missouri St. 2005
Considine, Sean	S Iowa 2009-10
Cooke, Logan	P Mississippi State 2018-21
Cooper, Deke	S Notre Dame 2003-05
Cooper, Marquis	LB Washington 2007
Cordova, Jorge	LB Nevada-Reno 2004-07
Cornish, Frank*	C UCLA 1995
Correa, Kamalei	LB Boise State 2020
Cosby, Quan	WR Texas 2012
Costin, Doug	DT Ohio 2020-21
Cotton Jr., Jeff	WR Idaho 2021
Cottrell, Nate	RB Georgia Tech 2020-21
E	
Cousin, Terry	CB South Carolina 2005-07
Cox, Derek	CB William & Mary 2009-12
Cox, Kennard	DB Pittsburgh 2008-09
Cox, Renard	DB Maryland 2001
Craft, Jason	CB Colorado State 1999-2003
Crockett, Zack	FB Florida State 1998
Criss, Shad	CB Missouri 2000
Cunningham, Richie	PK SW Louisiana 2002
Curry, Eric	DE Alabama 1998-99
Cutrer, Jacob	LB Louisiana State 2010
Cyprien, Johnathan	SS Florida International 2013-16
F	
Daniels, Torrance	LB Harding 2009
Dareus, Marcell	DT Alabama 2017-19
Darius, Donovan	S Syracuse 1998-2006
Davis, Carl	DT Iowa 2019
Davis, Cody	S Texas Tech 2018-19
Davey, Don	DT Wisconsin 1995-98
Davis, Akeem	S Memphis 2016
Davis, Andre	DT Southern 1996
Davis, Jim	DE Virginia Tech 2005
Davis, Ryan	DE Bethune-Cookman 2012-15
Davis, Travis	S Notre Dame 1995-98
Davis, Tyler	TE Georgia Tech 2020
Dawkins, Sean	WR California 2001
Day, Sheldon	DT Notre Dame 2016-17
Deaderick, Brandon	DE Alabama 2013
DeLong, Greg	TE North Carolina 2000
DeMarco, Brian	OT Michigan State 1995-98
DeValve, Seth	TE Princeton 2019
Devine, Kevin	CB California 1997-98
Dickerson, Bryan	FB Eastern Kentucky 1995
Dillard, Jarett	WR Rice 2009, 11
Dingle, Nate	LB Cincinnati 1996
Dorsett II, Phillip	WR Miami 2021
Douglas, Henry	WR North Carolina A&T 2002
Douglas, Hugh	DE Central State 2003
Douzable, Leger	DT Central Florida 2010-11
Dukes, Chad	RB Pittsburgh 2000
Dumas, Mike	S Indiana 1995
Dunbar, Vaughn	RB Indiana 1995
Durant, Justin	LB Hampton 2007-10
G	
Ebert, Jeremy	WR Northwestern 2013
Edds, A.J.	LB Iowa 2014
Edwards, Marc	FB Notre Dame 2003-04
Edwards, Trent	QB Stanford 2010
Edwards, Troy	WR Louisiana Tech 2003-04
Eifert, Tyler	TE Notre Dame 2020
Elliott, Kevin	WR Florida A&M 2012
Ellis, Alex	TE Tennessee 2016
Ellison, Atiyah	DT Missouri 2008-09
Ekuale, Daniel	DT Washington State 2020
Epstein, Hayden	PK Michigan 2002
Ervin, Tyler	RB San Jose State 2019
Estandia, Greg	TE Nevada-Las Vegas 2007-09
Estes, John	C Hawaii 2011
Evans, Josh	FS Florida 2013-15
H	
Farrell, Luke	TE Ohio State 2020-2021
Favors, Greg	LB Mississippi State 2004-05
Fiedler, Jay	QB Dartmouth 1999
Figures, Deon	CB Colorado 1997-98
Fleming, Jamell	CB Oklahoma 2013
Fletcher, Derrick	G Baylor 2004-05
Florence, Drayton	CB Tuskegee 2008
Flowers, Ereck	OL Miami (Fla.) 2018
Foles, Nick	QB UCLA 2019
Forbath, Kai	K Arizona 2018
Ford, Rudy	S Auburn 2021
Fordham, Todd	G/OT Florida State 1997-2002
Forney, Kynan	G Hawaii 2009
Forsett, Justin	RB California 2013
Fort, Khairi	LB California 2014
Fournette, Leonard	RB LSU 2017-19
Fowler Jr., Dante	DE Florida 2016-18
Franklin, Brad	CB Louisiana-Lafayette 2003
Franklin, Stephen	LB Southern Illinois 2011
Frase, Paul	DE/DT Syracuse 1995-96
Freeman, Eddie	DL UAB 2004
Fuamatu-Ma'afala, Chris	RB Utah 2003-04
Fudge, Jamaal	S Clemson 2006-07
Furrer, Will	QB Virginia Tech 1998



ALL-TIME ROSTERS

— G —

Gabbert, Blaine	QB	Missouri	2011-13
Gardner, Isaiah	CB	Maryland	2008
Garrard, David	QB	East Carolina	2002-10
Gayle, Rashid	CB	Boise State	1996
George, Jeremiah	LB	Iowa State	2014
Gerhart, Toby	RB	Stanford	2014-15
Gibson, Damon	WR/KR	Iowa	2001-02
Gilbert, Tony	LB	Georgia	2003-07
Gilchrist, Marcus	S	Clemson	2019
Gildon, Jason	DE	Oklahoma State	2004
Giles-Harris, Joe	LB	Duke	2019-20
Gipson, Tashaun	FS	Wyoming	2016-18
Givins, Ernest	WR	Louisville	1995
Glenn, Aaron	CB	Texas A&M	2007
Glennon, Mike	QB	NC State	2020
Godwin, Terry	WR	Georgia	2020
Goebel, Brad	QB	Baylor	1995
Goganious, Keith	LB	Penn State	1995
Goode, Najee	LB	West Virginia	2019
Gotsis, Adam	DE	Georgia Tech	2020-21
Graham, Kent	QB	Ohio State	2002
Graham, Roger	RB	New Haven	1996
Grant, Corey	RB	Auburn	2015-18
Grant, Deon	S	Tennessee	2004-06
Gratz, Dwayne	CB	Connecticut	2013-16
Gray, Jonas	RB	Notre Dame	2015
Gray, Quinn	QB	Florida A&M	2003-07
Green, Donny	LB	Virginia	2001
Green, Brandon	DE	Rice	2003-04
Green, Rogerick	CB	Kansas State	1995
Greene, Courtney	S	Rutgers	2009-11
Greene Sr., Rashad	WR	Florida State	2015-18
Greisen, Nick	LB	Wisconsin	2006
Griffin, Chris	FB/TE	New Mexico	1996
Griffin, Shaquill	CB	Central Florida	2021
Griffith, Rich	TE	Arizona	1995-2000
Grimes, Jonathan	RB	William & Mary	2012
Grinnage, David	TE	NC State	2018
Groves, Quentin	DE	Auburn	2008-09
Grow, Monty	S	Florida	1995
Guy, Winston	S	Kentucky	2013-14

— H —

Hall, Dana	S	Washington	1996-97
Hall, Ray	DT	Washington State	1995
Hallock, Ty	FB/TE/LB	Michigan State	1996-97
Hamilton, DaVon	DT	Ohio State	2020-21
Hamilton, James	LB	North Carolina	1997-98
Hamlin, Michael	S	Clemson	2010
Hammond, Josh	WR	Florida	2021
Hammonds, Juan	DE	Michigan State	1996
Hankton, Cortez	WR	Texas Southern	2003-06
Hanson, Chris	P	Marshall	2001-06
Harbor, Clay	TE	Missouri State	2013-15
Hardy, Kevin	LB	Illinois	1996-2001
Harris, Chris	DB	Louisiana-Monroe	2012
Harris, DuJuan	RB	Troy	2011
Harris, Jeremy	CB	New Mexico St.	2014
Harris, Mike	CB	Florida State	2012-13
Harris, Nick	P	California	2011
Harrison, Ronnie	S	Alabama	2018-10
Hart, Larry	DE	Central Arkansas	2010
Harrington, Chris	DE	Texas A&M	2009
Harvey, Derrick	DE	Florida	2008-10
Haslam, Kevin	OL	Rutgers	2010
Hatchette, Matthew	WR	Langston	2003
Hauschka, Stephen	K	NC State	2020
Hawkins, Brent	DE	Illinois State	2006-07
Hayden, D.J.	CB	Houston	2018-20
Hayes, Geno	LB	Florida State	2013-14
Hayes, Tae	CB	Appalachian State	2019
Hayward, Reggie	DE	Iowa State	2005-09
Heath, T.J.	CB	Jacksonville St.	2011
Henderson, C.J.	CB	Florida	2020-21
Henderson, John	DT	Tennessee	2002-09
Hendricks, Tommy	LB	Michigan	2004
Henne, Chad	QB	Michigan	2012-17
Herndon, Jimmy	OT	Houston	1996
Herndon, Tre	CB	Vanderbilt	2018-21
Hill, Bronson	LB	Eastern Michigan	2016
Hill, Jordan	DT	Penn State	2016
Hill, Jason	WR	Washington State	2010-11
Holba, Colin	LS	Louisville	2017
Hollis, Mike	PK	Idaho	1995-2001
Hollister, Jacob	TE	Wyoming	2021
Holmes, Jaret	PK	Auburn	2001
Holt, Torry	WR	North Carolina St.	2009
Hood, Ziggy	DT	Missouri	2014
House, Davon	CB	New Mexico St.	2015-16
Howard, Chris	RB	Michigan	1998-2000
Howard, Desmond	WR	Michigan	1995
Hudson, Chris	S	Colorado	1995-98

Hughes, Nate	WR	Alcorn State	2008-09
Humphrey, Deon	LB	Florida State	2003
Hunter, Wayne	OT	Hawaii	2006
Huntington, Greg	G/C	Penn State	1995-97
Hurns, Allen	WR	Miami	2014-17
Hyde, Carlos	RB	Ohio State	2018, 2021

— I —

Ingram, Clint	LB	Oklahoma	2006-09
Ingram, Steve	G/OT	Maryland	1999
Inzer, Drew	C/G	Brown	2002
Irvin, Corvey	DT	Georgia	2011
Issac, Rod	DD	Middle Tenn. St.	2011
Ivory, Chris	RB	Tiffin	2016-17
Iwuh, Brian	LB	Colorado	2006-09

— J —

Jack, Myles	LB	UCLA	2016-21
Jackson, Chevis	CB	Louisiana State	2010
Jackson, Grady	DT	Knoxville	2007
Jackson, Jerrell	WR	Missouri	2012
Jackson, Lenzie	WR	Arizona State	1999
Jackson, Malik	DL	Tennessee	2016-18
Jackson, Willie	WR	Florida	1995-97
Jacobs, Leon	LB	Wisconsin	2018-20
Jacobs, Nic	TE	McNeese State	2014-15
Jacquet, Michael	CB	Louisiana	2021
James, William	CB	Western Illinois	2008
Janes, Ron	FB	Missouri	1998
Jennings, Rashad	RB	Liberty	2009-10,12
Jensen, Marcel	TE	Fresno State	2014
Jernigan, Timmy	DT	Florida State	2020
Joeckel, Luke	OT	Texas A&M	2013-16
Johnson, Anthony	RB	Notre Dame	2000
Johnson, Collin	WR	Texas	2020
Johnson, James-Michael	LB	Nevada	2015
Johnson, Josh	CB	Purdue	2016
Johnson, Kevin	WR	Syracuse	2003
Johnson, Patrick	WR	Oregon	2002
Johnson, Rob	QB	Southern Cal.	1995-97
Johnson, Storm	RB	Central Florida	2014
Johnson, Tommy	CB	Alabama	1995
Johnson, Tyrone	WR	Oklahoma State	2021
Jones, Abry	DT	Georgia	2013-20
Jones, Brian	TE	Arkansas-Pine Bluff	2004-05
Jones, Charles	TE	Tulane	2019
Jones, Damon	TE	Southern Illinois	1997-2001
Jones, David	CB	Wingate	2010-11
Jones, George	RB	San Diego State	1998
Jones, Greg	FB/RB	Florida State	2004-12
Jones III, Greg	LB	Michigan State	2012
Jones, Jamir	LB	Notre Dame	2021
Jones, Josh	S	NC State	2020
Jones Jr., Marvin	WR	California	2001
Jones, Matt	WR	Arkansas	2005-08
Jones IV, Sidney	CB	Washington	2020
Jones-Drew, Maurice	RB	UCLA	2006-13
Jordan, Leander	G/OT	Indiana (Pa.)	2002
Jordan, Randy	RB	North Carolina	1995-97
Joseph, Elvis	RB	Southern	2001-02
Jurkovic, John	DT	Eastern Illinois	1996-98

— K —

Kadela, Dave	OT	Virginia Tech	2002
Kampman, Aaron	DE	Iowa	2010
Karim, Deji	RB/KR	Southern Illinois	2010-11
Keith, Craig	TE	Lenoir-Rhyne	1995
Kennedy, Jimmy	DT	Penn State	2008
Kessler, Cody	QB	USC	2018
King, Tavarres	WR	Georgia	2014
Kirtlev, Jamie	DE	Indiana	2011
Knight, Sammy	S	Southern Cal.	2007
Knighton, Terrance	DT	Temple	2009-12
Knox, Kyle	LB	Fresno State	2013
Koch, Aaron	G/OT	Oregon State	2000-02
Kopp, Jeff	LB	Southern Cal.	1996-98
Koyack, Ben	TE	Notre Dame	2016-19

— L —

Lageman, Jeff	DE	Virginia	1995-98
Lake, Carnell	S	UCLA	1999-2000
Lambo, Josh	K	Texas A&M	2017-21
Landolt, Kevin	DT	West Virginia	1999
Landri, Derek	DT	Notre Dame	2007-09
Landry, Dawan	S	Georgia Tech	2011-12
Lane, Austen	DE	Murray State	2010-12
Laro, Gordon	TE	Boston College	1995
Lawrence, Trevor	QB	Clemson	2021
Lawson, Nevin	CB	Utah State	2021
Ledford, Dwayne	G	East Carolina	2000
Lee, Marqise	WR	Southern California	2014-19
Leftwich, Byron	QB	Marshall	2003-06
Lemon, Cleo	QB	Arkansas State	2008

Leonard, Matt	DT	Stanford	2003
Leroy, Emartos	DT	Georgia	1999-2000
Lewis, Jermaine	WR/KR	Maryland	2003-04
Lewis, Marcedes	TE	UCLA	2006-17
Lewis, Patrick	C	Texas A&M	2003
Linder, Brandon	C	Miami	2014-21
Lindsey, Steve	PK	Mississippi	1999-2000
Little, Walker	OL	Stanford	2021
Lockley, Mike	LB	Florida Atlantic	2011
Lockett, Kevin	WR	Kansas State	2002
Logan, Ernie	DE	East Carolina	1995-96
Logan, Mike	S	West Virginia	1997-2000
Loston, Craig	S	Louisiana State	2014-15
Lotulelei, John	LB	Nevada-Las Vegas	2013,15
Love, Kyle	DT	Mississippi State	2013
Lowe, Omari	CB	Washington	2008
Lowe, Reggie	LB	Troy State	1998
Lowery, Dwight	DB	San Jose State	2011-13
Lowry, Calvin	S	Penn State	2008
Luton, Jake	QB	Oregon State	2020
Luzar, Chris	TE	Virginia	2002-03
Lynch, Aaron	DE	South Florida	2020

— M —

Mabin, Greg	CB	Iowa	2020
Mack, Stacey	RB	Temple	1999-2002
Mackenzie, Malaeofe	FB	Southern Cal.	2003
Maddox, Anthony	DT	Delta State	2004-05
Manhertz, Chris	TE	Canisius	2021
Manning, Roy	LB	Michigan	2007
Manuwai, Vince	G	Hawaii	2003-10
Marks, Sen'Derrick	DT	Auburn	2013-16
Marler, Seth	PK	Tulane	2003
Marsh, Cassius	LB	UCLA	2020
Marsh, Curtis	WR	Utah	1995-96
Marshall, Brandon	LB	Nevada	2012
Marshall, Nick	CB	Auburn	2015
Martin, Jamie	QB	Weber State	1998,2000
Martin, Sherrod	S	Troy	2014
Marts, Lonnie	LB	Tulane	1999-2000
Mason, Eddie	LB	North Carolina	1998
Mason, Michael	DE	Kentucky State	2000
Massey, Robert	CB	NC Central	1996
Maston, Le'Shai	FB	Baylor	1995-96
Mathis, Rashean	CB/S	Bethune-Cookman	2003-12
Maticic, Ross	LS	Baylor	2020-21
Matthews, John	WR	San Diego	2010
Matthews, Steve	QB	Memphis	1997
Mayfield, Corey	DT	Oklahoma	1995
McBath, Darcel	S	Texas Tech	2011
McBride, Trumaine	CB	Mississippi	2011
McCaffrey, Max	WR	Duke	2017
McCardell, Keenan	WR	Nevada-Las Vegas	1996-2001
McClain, Jimmy	LB	Troy State	2004
McClendon, Jacques	OL	Tennessee	2013-14
McCown, Luke	QB	Louisiana Tech	2009-11
McCoy, Chris	DE	Middle Tennessee	2013
McCray, Bobby	DE	Florida	2004-07
McCray, Demetrius	CB	Appalachian State	2013-15
McCray, Lerentee	LB	Florida	2017-19, 21
McCree, Marlon	S	Kentucky	2001-03
McDaniel, Tony	DT	Tennessee	2006-08
McDermott, KC	OL	Miami (Fla.)	2020-21
McDougle, Stockar	G	Oklahoma	2006-07
McElmurry, Blaine	S	Montana	1998-99
McGe, Scotty	RS/CB	James Madison	2010
McLaughlin, Chase	IL	Illinois	2020
McManus, Tom	LB	Boston College	1995-99
McNichols, Jeremy	RB	Boise State	2019
McQuistan, Paul	OL	Weber State	2009
Meadors, Nate	CB	UCLA	2020
Means, Natrone	RB	North Carolina	1996-97
Meeks, Quenton	CB	Stanford	2018, 2020
Meester, Brad	C/G	Northern Iowa	2000-13
Meier, Rob	DL	Washington State	2000-09
Mickens, Jaydon	WR	Washington	2017-18, 21
Middleton, Doug	S	Appalachian State	2019-20
Middleton, William	CB	Furman	2009-12
Miller, Bronzell	DE	Utah	1995
Miller, Bruce	FB	Central Florida	2020
Miller, Craig	S	Utah State	2000
Miller, Drew	C/G	Florida	2008
Miller, Jim	QB	Michigan State	1997
Miller, Jordan	DT	Southern	2013
Miller, Roy	DT	Texas	2013-16
Miller, Zach	TE	Nebraska-Omaha	2009-11
Mills, Javor	DE	Auburn	2002
Mincey, Jeremy	DE	Florida	2006-08, 2010-13
Minschew II, Gardner	QB	Washington State	2019-20
Mitchell, Anthony	QB	Tuskegee	2003
Mitchell, Keith	S	Texas A&M	2003
Mitchell, Pete	TE	Boston College	1995-98, 2002
Molden, Antwaun	CB	Eastern Kentucky	2012



ALL-TIME ROSTERS

Moncrief, Donte WR Mississippi 2018
 Monroe, Eugene OT Virginia 2009-13
 Moore, Will WR Texas Southern 1997-98
 Moreau, Frank RB Louisville 2001
 Moreland, Earthwind CB Georgia Southern 2001
 Morgan, Aaron DE Louisiana-Monroe 2010, 2012
 Morrison, Kirk LB San Diego State 2010
 Mosley, C.J. DT Missouri 2010-12
 Murphy, Richard RB Louisiana State 2012
 Myers, Jason K Marist 2015-17
 Myslinski, Tom G Tennessee 1995
 Myrick, Jalen CB Minnesota 2017

— N —

Naeole, Chris G Colorado 2002-08
 Navarre, Jeremy DE Maryland 2009
 Nelson, Reggie OT McNeese State 2000
 Nelson, Reggie S Florida 2007-09
 Nesbit, Jamar G South Carolina 2003
 Neufeld, Ryan TE UCLA 2000
 Neujahr, Quentin C Kansas State 1998-2000
 Nevis, Drake DT Louisiana State 2013
 Newsome, Jamar WR Central Florida 2011
 Newton, Cecil C Tennessee State 2009
 Ngakoue, Yannick DE Maryland 2016-19
 Nickerson, Hardy MLB California 2000-01
 Nickerson, Pappy CB Tulane 2019
 Nkang, Chad S Elon 2007-08
 Noble, Danny TE Toledo 2013
 Nori, Mark OG Boston College 1997-98
 Norman, Dennis C Princeton 2004-08
 Nortman, Brad P Wisconsin 2016-17
 Norris, Slade LB Oregon State 2010
 Northcutt, Dennis WR Arizona 2007-08
 Nortman, Brad P Wisconsin 2016
 Norwell, Andrew OL Ohio State 2018-21
 Novak, Jeff G/OT Southwest Texas St. 1995-98
 Nowak, Drew OL Western Michigan 2013
 Nurse, Josh S Utah 2020
 Nwaneri, Uche G Purdue 2007-13

— O —

Odrick, Jared DL Penn State 2015-16
 Ogden, Marques OL Howard 2003
 Ogbuehi, Cedric OL Texas A&M 2019
 Ogunbowale, Dare RB Wisconsin 2002-20
 O'Leary, Nick TE Florida State 2019
 Oliver, Josh TE San Jose State 2019
 Olson, Erik S Colorado State 2000
 O'ameh, Patrick OL Michigan 2016-18
 Orr, Shantee LB Michigan 2007
 Orzech, Matt LS Azusa Pacific 2019
 Onobun, Fendi TE Houston 2011
 Osgood, Kassim WR San Diego State 2010-11
 O'Shaughnessy, James TE Illinois State 2017-21
 Owens, Chad WR/KR Hawaii 2005-07
 Owens, Montell FB Maine 2006-11
 Owusu-Ansah, Akwasi S Indiana (Pa.) 2011
 Overton, Matt LS Western Washington 2017-18
 Ozigbo, Devine RB Nebraska 2019-21

— P —

Palmer, Jordan QB Texas-El Paso 2012
 Palmer, Tobais WR North Carolina State 2013
 Parker, Chris RB Marshall 1997
 Parker, Ricky CB San Diego State 1997
 Parmele, Jalen RB Toledo 2012
 Parnell, Jermy OT Mississippi 2015-18
 Pashos, Tony OT Illinois 2007-08
 Pasztor, Austin G Virginia 2012-14
 Patmon, Tyler CB Oklahoma State 2017-18
 Patterson, Elton DE Central Florida 2004
 Paul, Niles TE Nebraska 2018
 Paup, Bryce LB Northern Iowa 1998-99
 Payne, Donald LB Stetson 2017-19
 Payne, Seth DT Cornell 1997-2001
 Pearman, Alvin RB Virginia 2005-06, 2008
 Pearson, Mike OT Florida 2002-05
 Pelshak, Troy LB North Carolina A&T 2000
 Pendleton, Jeris DT Ashland 2012
 Perryman, Ray S Northern Arizona 2003-04
 Peterson, Greg DT NC Central 2009
 Peterson, Mike LB Florida 2003-08
 Pettway, Kenny DE Grambling State 2006-07
 Philcox, Todd QB Syracuse 1996
 Phillips, Carroll DE Illinois 2017
 Pierce, Bernard RB Temple 2015
 Pinkard, Larry WR Old Dominion 2017
 Pitts, Lafayette CB Pittsburgh 2017
 Podlesh, Adam P Maryland 2007-10
 Porter, Jerry WR West Virginia 2008
 Porter, Sean LB Texas A&M 2016

Postluszny, Paul LB Penn State 2011-17
 Posey, Jeff LB Southern Miss. 2001
 Potter, Zach TE Nebraska 2009-12
 Poutasi, Jeremiah OL Utah 2016
 Price, Taylor WR Ohio 2011
 Prince, Ryan TE Weber State 2001
 Prioleau, Pierson S Virginia Tech 2008
 Pritchett, Kelvin DT Mississippi 1995-98
 Prosrinski, Chris S Wyoming 2011-14
 Pullard III, Hayes LB Southern California 2015-16
 Pryor, Calvin S Louisville 2017

— Q —

Quarterman, Shaquille LB Miami (Fla.) 2020-21
 Quinn, Jonathan QB Middle Tenn. State 1998-2001
 Quinn, Trey WR SMU 2020

— R —

Rackley, Will G/C Lehigh 2011, 2013
 Rainer, Wali MLB Virginia 2002
 Ramsey, Jalen CB Florida State 2016-19
 Ramsey, Patrick QB Tulane 2010
 Ransom, Derrick DT Cincinnati 2004
 Redmond, Jimmy WR McNeese State 2002-03
 Reed, Chris OL Minnesota State 2016-18
 Reid, Caroun DT Brown 2020
 Reischer, Allen TE Iowa 2013
 Reyes, Tutan G Mississippi 2007-08
 Reynolds, Craig RB Kutztown 2020
 Reynolds, LaRoy LB Virginia 2013-15
 Richardson, David CB Cal Poly-SLO 2004-06
 Richardson Jr., Will OL NC State 2018-21
 Richie, David DE Washington 2000
 Rivers, Gerald DE Mississippi 2013
 Rison, Andre WR Michigan State 1996
 Roberson, Chris CB Eastern Michigan 2005
 Roberson, James DE Florida State 1999
 Robertson-Harris, Roy DL UTEP 2021
 Robinson, Allen WR Penn State 2014-17
 Robinson, Cam OL Alabama 2017-21
 Robinson, Corey OL South Carolina 2018
 Robinson, Denard RB Michigan 2013-16
 Robinson, Eddie LB Alabama State 1996-97
 Robinson, James RB Illinois State 2020-21
 Robinson, Josh CB Central Florida 2019
 Robinson, Laurent WR Illinois State 2012
 Robinson, Roderick QB Arkansas-Pine Bluff 2001
 Rodgers, Stefan OT Lambuth 2008
 Romberg, Brett C Miami (Fla.) 2003-05
 Rosas, Aldrick K Southern Oregon 2020
 Ross, Aaron CB Texas 2012
 Ross, Daniel DT Northeast Mississippi 2020
 Ross, Micah WR Jacksonville 2001-03
 Roth, Matt DE Iowa 2011
 Royals, Mark P Appalachian St. 2003
 Rucker, Martin TE Missouri 2011
 Rush, Marcus LB Michigan State 2016
 Rusnak, Brandon S Michigan 2020-21
 Russell, Brian S San Diego State 2009
 Russell, Chapelle LB Temple 2021
 Russell, Dontavious DT Auburn 2019
 Rutland, Kevin CB Missouri 2011-12
 Ryan, Jake LB Michigan 2019

— S —

Sadowski, Troy TE Georgia 1998
 Salaam, Ephraim OT San Diego State 2004-05
 Sample, James S Louisville 2015
 Sanders, Ace WR/PR South Carolina 2013-14
 Sargent, Mekhi RB Iowa 2021
 Saubert, Eric RB Drake 2020
 Schwartz, Bryan MLB Augustana (S.D.) 1995-99
 Schobert, Joe LB Wisconsin 2020
 Scoobe, Josh PK Louisiana Tech 2004-14
 Scott, Josiah CB Michigan State 2020
 Searcy, Leon OT Miami (Fla.) 1996-2000
 Seder, Tim PK Ashland (Ohio) 2002
 Seferian-Jenkins, Austin TE Washington 2018
 Selvie, George DE South Florida 2011-12
 Sensabaugh, Gerald S North Carolina 2005-08
 Session, Clint LB Pittsburgh 2011
 Settles, Tawambi S Duke 1998
 Seward, Adam LB Nevada-Las Vegas 2009
 Sharon, Charles WR Bowling Green 2006
 Shatley, Tyler OL Clemson 2014-21
 Shaw, Bobby WR California 2002
 Shaw, Tim LB Penn State 2008
 Sheard, Jabaal DL Pittsburgh 2020
 Shelton, Daimon FB Sacramento State 1997-2000
 Shenault Jr., Laviska WR Colorado 2020-21
 Sheppard, Ashley* LB Clemson 1995
 Shepherd, Gannon OT Duke 2000-01

Shiple, Jordan WR Texas 2012
 Shorts III, Cecil WR Mount Union 2011-14
 Shuler, Mickey TE Penn State 2014
 Simmons, Clyde DE Western Carolina 1996-97
 Sims-Walker, Mike WR Central Florida 2008-11
 Skuta, Dan LB Grand Valley St. 2015-16
 Slaughter, T.J. MLB Southern Miss. 2000-03
 Smeenge, Joel DE Western Michigan 1995-2000
 Smiley, Justin G Alabama 2010
 Smith, Anthony S Syracuse 2009-10
 Smith, Bryan LB McNeese State 2009
 Smith, Chris DE Arkansas 2014-16
 Smith, D'Anthony DT Louisiana Tech 2012
 Smith, Daryl LB Georgia Tech 2004-12
 Smith, Devin WR Ohio State 2021
 Smith, Emanuel WR Arkansas 2000
 Smith, Fernando DE Jackson State 1998
 Smith, Jeff C Tennessee 2000-01
 Smith, Jimmy WR Jackson State 1995-2005
 Smith, Joe RB Louisiana Tech 2003
 Smith, Jordan LB Alabama Birmingham 2021
 Smith, Larry DT Florida State 1999-2002
 Smith, Malcolm LB USC 2019
 Smith, Paul QB Tulsa 2008
 Smith, Steve CB Oregon 2002
 Smith, Telvin LB Florida State 2014-18
 Smolko, Isaac TE Penn State 2007
 Smoot, Dawuane DE Illinois 2017-21
 Sorensen, Nick S Virginia Tech 2003-06
 Soward, R. Jay WR Southern Cal. 2000-01
 Spaight, Martrell LB Arkansas 2018
 Spach, Stephen TE Fresno State 2012
 Spence, Akeem DT Illinois 2019
 Spencer, Charles OT Pittsburgh 2008
 Spicer, Paul DE Saginaw Valley St. 2000-08
 Spitz, Jason G/C Louisville 2011
 Spurlock, Micheal WR Mississippi 2012
 Stai, Brenden OT Nebraska 2000
 Stambaugh, Phil QB Lehigh 2001
 Stanley, Montavious DT Louisville 2006, 2009
 Stanzi, Ricky QB Iowa 2013
 Starks, Scott CB Wisconsin 2005-09
 Stanback, Isaiah TE Washington 2012
 Stanford, Julian LB Wagner 2012
 Stephens, Santo LB Temple 1995
 Stephenson, Cameron G Rutgers 2008
 Sterling, Neal WR Monmouth 2015-16
 Stewart, James RB Tennessee 1995-99
 Stewart, Rayna S Northern Arizona 1999-2000
 Stith, Shyrone RB Virginia Tech 2000
 Stokes, J.J. WR UCLA 2003
 Storz, Erik LB Boston College 1998-2000
 Stovall, Maurice TE Notre Dame 2012
 Streeter, Tommy WR Miami 2014
 Strong, Jaelen WR Arizona State 2017
 Stroud, Marcus DT Georgia 2001-07
 Studstill, Darren S West Virginia 1995-96
 Stupar, Nate LB Penn State 2013
 Swaim, Geoff TE Texas 2019
 Swift, Michael CB Austin Peay 2000

— T —

Ta'ufu'ou, Will FB California 2012-14
 Tarte, Jim PK Arkansas State 2000-01
 Taylor, Cordell CB Hampton 1998
 Taylor, Fred RB Florida 1998-2008
 Taylor, Herb G Texas Christian 2012
 Taylor, Jawaan OL Florida 2019-21
 Taylor, Kerry WR Arizona State 2013
 Taylor, Shannon LB Virginia 2003
 Terrell, Daryl G/OT Southern Miss. 2002
 Terry, Adam OT Syracuse 2010
 Terry, Corey LB Tennessee 1999
 Thomas, Daniel S Auburn 2020-21
 Thomas, Dave CB Tennessee 1995-99
 Thomas, Edward LB Georgia Southern 2000-02
 Thomas, J.T. LB West Virginia 2013-14
 Thomas, Julius TE Portland State 2015-16
 Thomas, Kiwaukee CB Georgia Southern 2000-04
 Thomas, Lamaar WR New Mexico 2013
 Thomas, Mike WR Arizona 2009-12
 Thomas, Pat LB North Carolina St. 2005-07
 Thomas, Tra OT Florida State 2009
 Thompson, Chris CB Nicholls State 2004
 Thompson, Chris RB Florida State 2020
 Thompson, Lamont S Washington State 2007
 Thompson, Mike DT Wisconsin 1995
 Thompson, Peyton CB San Jose State 2014-17
 Threats, Jabbar DE Michigan State 1997-98
 Tillman, Cedric WR Alcorn State 1995
 Tinker, Carson LS Alabama 2013-18
 Todman, Jordan RB Connecticut 2012-14



ALL-TIME ROSTERS

Toefield, LaBrandon	RB	Louisiana State	2003-07
Toston, Keith	RB	Oklahoma State	2012
Traore, Badara	OL	LSU	2021
Trapp, James	CB	Clemson	2003
Treadwell, Laquon	WR	Mississippi	2021
Tripp, Jordan	LB	Montana	2015
Trent, Morgan	CB	Michigan	2011
Tuolo, Esera	DT	Oregon State	1997
Tufe, Jay	DT	USC	2021
Tuipala, Joseph	MLB	San Diego State	2001-02
Turk, Matt	P	Wisc.-Whitewater	2011
Tylski, Rich	OG	Utah State	1996-99

— U —

Underwood, Tiquan	WR	Rutgers	2009-10
Upshaw, Regan	DE	California	1999

— V —

Venzke, Patrick	OT	Idaho	2001
Vallos, Steve	C/G	Wake Forest	2012

— W —

Wade, John	C	Marshall	1998-2002
Wade, Todd	OL	Mississippi	2008
Walker, Gary	DT	Auburn	1999-2001
Walker, Josh	OL	Middle Tenn. St.	2017-18
Walker, Michael	WR	Boston College	2019
Wallace-Simms, Tre'Vour	OL	Missouri	2020-21
Walters, Bryan	WR	Cornell	2015-16
Ward, Jihad	DL	Illinois	2021
Warren, Terrence	WR	Hampton	1995
Washington, Chauncey	RB	Southern Cal.	2008
Washington, Dewayne	CB	North Carolina St.	2004
Washington, Mickey	CB	Texas A&M	1995-96
Washington, Patrick	FB	Virginia	2001-02
Washington, Tony	WR	Appalachian St.	2015-16
Watson, Dekoda	LB	Florida State	2014
Weatherford, Steve	P	Illinois	2008
Webb, Dee	CB	Florida	2006
Wells, Josh	OT	James Madison	2014, 16-18
Wesley, Joe	LB	Louisiana State	2001
West, Chastin	WR	Fresno State	2011
Westbrook, Dede	WR	Oklahoma	2017-20
Westmoreland, Eric	LB	Tennessee	2001-03
Wheatley, Terrence	CB	Colorado	2010
Wheeler, Damen	CB	Colorado	2001
Whimper, Guy	OT	East Carolina	2010-12
White, Chris	DE	Southern	1999
White, Jose	DE	Howard	1996-98
White, Reggie	RB	Oklahoma State	2001
White, Tracy	LB	Howard	2005
Whitfield, Bob	OT	Stanford	2004
Whitted, Alvis	WR	North Carolina St.	1998-2001
Whiddell, Dave	C	Boston College	1995-97
Wiegert, Zach	G/OT	Nebraska	1999-2002
Wilder, Brandon	RB	South Carolina	2018
Wiley, Marcellus	DE	Columbia	2005-06
Wilford, Ernest	TE/WR	Virginia Tech	2004-07, 2009-10
Wilkersen, Bruce	OT	Tennessee	1995
Williams, Brian	CB	North Carolina St.	2006-08
Williams, Dave	RB	Arkansas	2018
Williams, D.J.	TE	Arkansas	2013
Williams, James	LB	Mississippi State	1995
Williams, Jermaine	FB	Houston	2000
Williams, Julius	DE	Connecticut	2009
Williams, Lamanzer	DE	Minnesota	1998
Williams, Mark	LB	Ohio State	1995
Williams, Maurice	OT/G	Michigan	2001-09
Williams, Quincy	LB	Murray State	2019-20
Williams, Randal	WR	New Hampshire	2001
Williams, Reggie	WR	Washington	2004-08
Williams, Sammy	OT	Oklahoma	2003
Williams, Stephen	WR	Toledo	2013
Williams, Teddy	CB	Texas-San Antonio	2014
Williams, Thomas	LB	Southern Cal.	2008
Williamson, Troy	WR	South Carolina	2008-09
Wilson, Damien	LB	Minnesota	2021
Wilson, Jarrod	S	Michigan	2016-20
Wilson, John Parker	QB	Alabama	2012
Wimbush, Derrick	RB/KR	Fort Valley State	2005-06
Winborn, Jamie	LB	Vanderbilt	2005
Wingard, Andrew	S	Wyoming	2019-21
Wisniewski, Stefen	C	Penn State	2015
Witherspoon, Brian	CB	Stillman	2008-09
Woods, D'Juan	WR	Oklahoma State	2008
Wright, George	TE	Oregon	2003-08
Wright, Brandon	K	Georgia State	2020
Wright, Matthew	K	Central Florida	2021
Wright, Kenny	CB	Northwestern St.	2005
Wyche, James	DE	Syracuse	2006-09
Wynn, Renaldo	DT	Notre Dame	1997-2001
Wynn, Shane	WR	Indiana	2016

— Y —

Yeldon, T.J.	RB	Alabama	2015-18
--------------	----	---------	---------

Yoder, Todd	TE	Vanderbilt	2004-05
Youboty, Ashton	CB	Ohio State	2011
Young, David	S	Georgia Southern	2003
Young, Sam	OL	Notre Dame	2013-15

— Z —

Zahursky, Steve	OT	Kent State	2001
Zelenka, Joe	TE/LS	Wake Forest	2001-08

** Cobb, Cornish and Sheppard were on the expanded 56-man roster (for expansion teams) during the first three weeks of the 1995 season.

INJURED RESERVE

(never on 53-man roster)

Acker, Kenneth	CB	Southern Methodist	2018
Bennett, Michael	DT	Ohio State	2016
Brackett, Brett	TE	Penn State	2012
Brock, Tramaine	CB	Bellhaven	2020
Brown, Leon	RB	Eastern Kentucky	1995
Chambers, Derrick	G/OT	Florida	2002
Chustz, Joe	OT	Louisiana Tech	2000
Connolly, Dan	G	SE Missouri State	2006
Copeland, Damian	WR	Louisville	2014
Corner, Reggie	CB	Akron	2012
Cotrone, Anthony	FB	Maine	2008
Davis, Jim	DE	Virginia Tech	2006
Doss, Tandon	WR/PR	Indiana	2014
Etienne Jr., Travis	RB	Clemson	2021
Ewing, Bradie	FB	Wisconsin	2014
Fisher, John	DB	Western Missouri	1996
Fowler Jr., Dante	DE	Florida	2015
Gaffney, Tyler	RB	Stanford	2017
Godwin, Terry	WR	Georgia	2021
Greene, Donnell	OL	Minnesota	2019
Greene Sr., Rashad	WR	Florida State	2017
Harris, Jeremy	CB	New Mexico State	2013
Harper, Jarrod	S	West Virginia	2017
Horrocks, Theo	DT	Vanderbilt	2008
Hughes, Michael	DL	UNLV	2018
Ijalana, Ben	OT	Villanova	2019
Jackson, Al	CB	Georgia	1995
Jordan, Reggie	TE	Missouri Western St.	2014
Keiaho, Freddy	LB	San Diego State	2010
Lewis, Jonathan	DT	Virginia Tech	2008
Lotulelei, John	LB	UNLV	2014
Mathers, I'Tavius	RB	Middle Tenn. St.	2017
Mays, Devante	RB	Utah State	2019
McDermott, KC	OL	Miami (Fla.)	2019
McGowan, Taj	RB	UCF	2019
Milhim, Stephane	OL	Massachusetts	2013
Mills, Javor	DE	Auburn	2003
Myles, Tywain	DT	Tarleton State	2008
Morabito, Tim	DT	Boston College	2002
Murphy, Richard	RB	Louisiana State	2011
Onobun, Fendi	TE	Houston	2014
Onwuatu, James	LB	Notre Dame	2017
Patterson, Elton	DE	Central Florida	2006
Price, Brian	DE	UTSA	2020
Price, Marcus	G	Louisiana State	1995
Price, Taylor	WR	Ohio	2013
Reynolds, Rashad	CB	Oregon State	2014
Rivera, Mychal	TE	Ohio State	2017
Roberson, Chris	CB	Eastern Michigan	2006
Stlaughter, Nathan	WR	West Texas A&M	2014
Smith, Brian	DE	Missouri	2007
Smith, Tevaun	WR	Iowa	2018
Tinker, Carson	LS	Alabama	2017
Veldman, Matt	TE	North Dakota St.	2012
Wells, Josh	OT	James Madison	2015
Whitehead, Terrell	FS	Norfolk State	2010-11
Williams, Mike	OT	Texas	2006
Williams, Tony	DT	Memphis	2006
Ziemann, Chris	OT	Michigan	2002
Williams, Mike	OT	Texas	2006
Williams, Tony	DT	Memphis	2006
Ziemann, Chris	OT	Michigan	2002

PRACTICE SQUAD

DE Nathaniel Adibi (2004), RB Rich Alexis (2004), RB David Allen (2002-03), DT Eli Ankou (2019), OL Ka'John Armstrong (2019), WR Chad Askew (1997), LB Stevie Baggs (2005), WR Rasheed Bailey (2015), DE Troy Bailey (1999), DB Travarius Bain (2008), WR Donnell Baker (1997), TE Brandon Barden (2013), DT David Barnard (1997), QB Richard Bartel (2009), WR Tyler Beiler (2011), TE E.J. Bibbs (2016), LB Keishawn Bierra (2019), OL Evan Boehm, OT Cody Booth (2014), CB Breon Borders (2018), TE Brett Brackett (2011), OT Mark Bristol (2002), RB Jason Brookins (2000), CB Chris Brown (2003), TE Chris Brown (2008), RB Jordan Brown (2019), OT Lester Brown (2005), OT Sean Bubin (2004), WR Chad Bumphis (2013), CB Marcus Burley (2013), CB Lorenzo Burns (2021), OL George Bussey (2011), OT Andrew Carnahan (2007-

08), TE Mike Caussin (2010), CB Chris Chancellor (2010), RB Shaun Chapas (2013), WR Matt Cherry (2004), OT Ronald Cherry (1996), LB Sedric Clark (1996), DT James Clyburn (1998), TE Colin Cloberty (2011), RB DeAndre Cobb (2006), DT Rodney Coe (2016), DT DeAndre Coleman (2014), RB Leroy Collins (1999), DE Jomo Cousins (2000), PK Brandon Coutu (2011), RB Nathan Cottrell (2020), OL Rashaad Coward (2021), LB Jamal Cox (1995), OL Coy Cronk (2021), DL Walter Curry (2005, 2007), S Matt Daniels (2014), TE Charles Davis (2007-08), WR Chris Davis (2005), LB Deshaun Davis (2019), G Konrad Dean (2003), CB Dee Delaney, LB Nick DeLuca, WR Clarence Denmark (2009-10), S Antonio Dennard (2012), CB John Destin (2010), DE Hunter Dimick (2017), OT Seth Dittman (1996), QB Ben Dougherty (2006), WR Keelan Doss (2019), WR Henry Douglas (2002), C Tommie Draheim (2012), WR Damon Dunn (2018), OL Michael Dunn (2018), LB Brooks Ellis (2017), LS Andrew Economos (2005), OL Kadeem Edwards (2015), TE Michael Egnew (2014), DT Daniel Ekuale (2020), TE Ben Ellefson (2020), TE Greg Estandia (2006), S Matt Estrada (2011), LB Nate Evans, WR Shaq Evans (2015), TE Michael Flacco (2014), TE Matt Flanagan (2020), G Derrick Fletcher (2004), WR Richmond Flowers (2001), OT Mike Flynn (1997), DE Randy Garner (2001), OT Ryan Gibbons (2006-07), LB Joe Giles-Harris (2019-20), WR Terry Godwin (2019-20), WR Brittan Golden (2012), OL Derwin Gray (2021) DE Harold Gragg (1997), CB Doran Grant QB Quinn Gray (2003), OG Andrew Greene (1998), TE David Grinnage (2017-18), OT Sam Gutekunst (2007), C/G Brock Gutierrez (1998), DE Omari Hand (2004), WR Darren Hall (1999), G D.J. Hall (2012), WR Josh Hammond (2020), OL Blake Hance (2019), DE Chuck Harris (2019), LB Jerrell Harris (2012), CB Tae Hayes (2019), CB Amari Henderson (2020), TE Darius Hill (2010), LB Tyrone Hines (1997), OL Jared Hilbers (2020), CB Curtis Holcomb (2012), G Tam Hopkins (2001), G Tyrone Hopson (2001), WR Mike Horacek (2000), WR Harrison Houston (1995), WR Bug Howard (2020), LB Aaron Humphrey (2002), QB Nate Hybl (2005), WR Josh Imatorbhebe (2021), WR Marcus Jackson (2013), CB Talmadge Jackson (2011), LB Richard Jarvis (2018), DL Lyndon Johnson (2018), TE Charles Jones (2019), LB Joshua Jones (2012), CB Sidney Jones IV, WR Tim Jones (2021), RB Henry Josey (2014), DE Michael Josiah (2003), RB Morgan Kane (2000), OL Nila Kasitani (2016), C David Kempert (1999), FB Eric Kettani (2014), DT Darius Kilgo (2017), CB Brandon King (2012), LB James Kinney (2005), LB Raphael Kirby (2016), TE Ben Koyack (2015), DB Jamar Landrom (2006), QB Kyle Lauletta (2021), RB Keon Lattimore (2008), WR Rashad Lawrence (2015), WR Allen Lazard (2018), DL Jeremiah Ledbetter (2021), LB Boris Lee (2010), QB Tanner Lee (2018), RB Steve Lee (1997), DT Matt Leonard (2003), WR Jordan Leslie (2015), CB Korey Lindsey (2012), QB Chase Litton (2019), WR Lance Long (2010), CB Clarence Love (1999), OL DeMarcus Love (2013), DT Anthony Maddox (2004), LB Kevin Malast (2011), WR Charly Martin (2011), DT Jeff Marriott (2000), LB Hercules Mata'afa (2021), C Tim Mattran (2008), DE Tom McCarthy (2011), DE Chris McCoy (2013), LB Ryan McCoy (1995), OL KC McDermott (2018-20), S Bradley McDougald (2021), CB Walter McFadden (2011), OL Garrett McGhin (2020), WR Mekale McKay (2016), OT Pete McMahon (2006), CB Quenton Meeks (2018), S Doug Middleton (2019), S Charlie Miller (2017), OT Patrick Miller (2015), CB Prince Miller (2012), T Andrew Mitchell (2012), LB Mike Mohamed (2012), TE Rod Monroe (2000), DT Dre Moore (2010), QB Stephen Morris (2014), CB Rashod Moulton (2007-08), LB Lamar Myles (2008-09), CB Parry Nickerson (2019), DT Louis Nix (2016), WR Ramondo North (2001-02), QB Keith Null (2010), DE Gabe Nyenhuis (2004), TE Tevita Ofahengue (2001), CB Jason Olford (2002), OT Chris Oltmanns (1996), TE Schuyler Oordt (2011), OT Jonathan Palmer (2010), WR Corey Parchman (2002), RB Chris Parker (1996), RB Allen Patrick (2009), LB Joe Pawelek (2011), OT Erik Pears (2010), RB Pepe Pearson (1998), S Kevin Peoples (1999), DE Will Perick (2013), S Ray Perryman (2003), LB Duke Pettijohn (2002), OL Austen Pleasant (2020-21), OL Ryan Pope (2019), TE Zach Potter (2009), WR Walt Powell (2017), DT Brian Price (2019), FB Lonnie Pryor (2013), DT Kommonyan Quaye (2010), WR Trey Quinn (2020), LB Curtis Randall (2003), QB Brett Ratliff (2010), S C.J. Reavis (2018), WR Jimmy Redmond (2001), G Chris Reed (2015), DE D'Aundre Reed (2013), LB Moses Regular (1996), DL Caraur Reid (2020), QB Lester Ricard (2007), C Brett Romberg (2003, 2006), WR Jabin Sambrano (2013), RB Bo Scarbrough (2018), QB Matt Scott (2013), DT Richard Seals (2000), CB Sammy Seamster (2017), WR Charles Sharon (2007), DE Jason Simmons (1995), TE Gannon Sinclair (2016), RB Wendell Smallwood (2021), DT Henry Smith (2008), RB Joe Smith (2003), DE Quanterus Smith (2015), LB Sutton Smith (2019), WR Tevaun Smith (2017), TE Matt Sokol (2019,21), LB Brandon Southward (1999), WR Fred Stamps (2005), G Cameron Stephenson (2009), G Barry Stokes (1996), DE Rahmaan Streater (1999), G Joe Tate (2004), DE Josh Taves (1996), WR Kerry Taylor (2014), S Steven Terrell (2013),



ALL-TIME ROSTERS

RB D.D. Terry (2007), WR Ryan Thelwell (1999), OL Brandon Thomas (2017-18), RB Malcolm Thomas (1997-98), TE Mark Thomas (1998), LB Todd Thomas (2015), LB Cedric Thornton (1996), LB Deryck Toles (2004), OT Arturo Uzdavinis (2016), C Bradley Vierling (2010-11), OT Keith Wagner (1996), WR Michael Walker (2019), LB Al Wallace (1997), OL Tre'Vour Wallace-Simms (2020), G Chad Ward (2001), OT Craig Warren (1997), WR Tony Washington (2014), CB Brandon Watson (2019), FB Lee Webb (2005), LB Marcus Whitfield (2014), WR Huey Whittaker (2004), RB Kerrith Whyte Jr. (2021), RB Brandon Wilds (2017), DE Seante Williams (2004), RB Jordan Wilkins (2021) WR Damion Willis (2020), S Earl Wolff (2015), K Brandon Wright (2020), DT Gabe Wright (2020), CB Lou Young (2014), WR Terrell Zachery (2011), DB Jonathan Zenon (2008)

Ron Heller Penn State
 Josh Hingst Nebraska
 Fred Hoaglin Pittsburgh
 Marion Hobby Tennessee
 Todd Howard Texas A&M
 Jeff Hurd Fort Hays (Kan.) State
 John Hufnagel Penn State
 Jerald Ingram Michigan
Chris Jackson Washington State
 Dick Jauron Yale
 Bobby Johnson Miami (Ohio)
 Nate Kaczor Utah State
 Sean Karpf Jacksonville
 Thom Kaumeyer Oregon
 Lane Kiffin Fresno State
 Monte Kiffin Nebraska
 Larry Kirksey Eastern Kentucky
 Ty Knott Oregon Tech
 Dirk Koetter Idaho State
 Sanjay Lal University of Washington
 Jess Langvardt Sterling
 Bob Ligashesky Indiana (Pa.)
 Anthony Lomando Cal Poly-SLO
 Sterling Lucas North Carolina State
 Toshi Lupoi University of California
 Anthony Lynn Texas Tech
 Mike Mallory Michigan
 Doug Marrone Syracuse
 Mike Maser Buffalo
 Ben McAdoo Indiana University of Pa.
 Keenan McCardell Maryland
 Paul McCord Western Maryland
Mike McCoy Utah
 Marlon McCree Kentucky
 Garrick McGee Oklahoma
 John McNulty Penn State
 Mark Michaels Connecticut
 Ron Middleton Auburn
 Scott Milanovich Maryland
 Gary Moeller Ohio State
 Ted Monachino Missouri
 Todd Monken Knox College
 Patrick Mularkey Clemson
 Bill Musgrave Oregon
 Tom Mystinski Tennessee
 Nick Nicolau Southern Connecticut State
 Chris O'Hara Miami (Fla.)
 Tony Oden Baldwin-Wallace
 Greg Olson Central Washington
 Zach Orr North Texas
 Chris Palmer Southern Connecticut State
 Jerry Palmieri Montclair State
Bernie Parmalee Ball State
 Larry Pasquale Bridgeport (Conn.)
 John Pease Utah
 Jake Peetz Nebraska
 Bob Petrino Carroll (Mont.)
 Kennedy Pola Southern California
 Carlos Polk Nebraska
 Mike Priefer Navy
 Eric Price Weber State
 Robert Prince Humboldt State
 Ron Prince Appalachian State
 Russ Purnell Whittier College
 Phil Rauscher UCLA
 Jason Rebrovich SUNY Cortland
Patrick Reilly SUNY Cortland
 Alvin Reynolds Indiana State
 Terry Richardson Syracuse
 Luke Richesson Kansas
 Alfredo Roberts Miami (Fla.)
 Denard Robinson Michigan
 Terry Robiskie LSU
 Pete Rodriguez Western State
 Mike Rutenberg Cornell
 Robert Saleh Northern Michigan
 Frank Sclafio Northeast Louisiana
 Cedric Scott Southern Mississippi
 Brian Stottenheimer Florida
Rory Segrest Alabama
 Lucious Selmon Oklahoma
 Steve Shafer Utah State
 Dan Shamash Carnegie Mellon
 Mike Sheppard California Lutheran
Bill Shuey West Virginia
 Mike Shula Alabama
 Charlie Skalaski Florida
 Kelly Skipper Fresno State
 Matthew Smiley Illinois
 Carl Smith Cal Poly-SLO
 Mike Smith East Tennessee
 Nick Sorenson Virginia Tech
 Tony Sorrentino The College of New Jersey
 Tony Sparano New Haven (Conn.)
 Tony Sparano Jr. Albany

2010-11
 2012
 1997-2001
 2017-18
 2003-05
 1995-97
 2002
 1995-2002
 2022
 1995-98
 2012
 2008-11
 2014-20
 2008-11
 2000
 2016
 2003
 2002
 2007-11
 2021
 2013-20
 2004
 2010-11
 2021
 2021
 2003-04
 2013-20
 2015-16
 1995-2002
 2020
 2017-19
 2003
 2022
 2012
 2000-01
 1998-2002
 2005-06
 2013-20
 2017-18
 2001
 2006-09
 2007-10
 2012
 2003-04
 2012-20
 1995-96
 2014-16, 20
 2012
 2012, 15-16
 2021
 1997-98
 1995-2002
 2000-22
 1995-99
 2012
 2012
 2005-09
 2021
 2002
 2017-20
 2007-08
 2012
 2009-11
 2017-20
2021-22
 2003-07
 2013-14
 2009-11
 2003-06
 2010
 2019-20
 2012
 2018
 2018
 2019
 1995-2002
 2003-04
 2014-16
 2011
2022
 2007-10
 2012
 2016
 2013-16
 2005-06
 2003-07
 2021
 2013-16
 2002
 2021

Paul Spicer Saginaw Valley State
 Charlie Strong Central Arkansas
 Dwayne Stukes Virginia
 Jerry Sullivan Delta State
 Mike Sullivan Army
Bob Sutton Eastern Michigan
 Steve Szabo Navy
Press Taylor Marshall
Tyler Tetteleon Ohio
Luke Thompson Assumption College
 Mike Tice Maryland
Deshea Townsend Alabama
 Mel Tucker Wisconsin
 Cory Undlin California Lutheran
 Brian VanGorder Wayne State
 DeWayne Walker Minnesota
 Steve Walters Arkansas
 George Warhop Cincinnati
Todd Washington Virginia
 Tyrone Wheatley Michigan
Tim Walton Ohio State
 Aaron Whitecotton South Carolina
 Gregg Williams Northeast Missouri State
Nick Williams Humboldt State
 Tom Williams Washington
 Tyler Wolf Tennessee
 George Yarno Washington State

2012
 2021
 2019-20
 2012-16
 2002-03
2021-22
 1995-2002
2022
2022
 2006-09
2022
 2009-12
 2009-11
 2005
 2013-16
 2005-06
 2019-21
2020-22
 2017-18
2019-21
 2013-16
 2008
2022
 2007-08
 2013-21
 2013

BOLD SIGNIFIES A CURRENT MEMBER OF THE COACHING STAFF AS OF THE BEGINNING OF THE 2022 SEASON.

HEAD COACHES

Tom Coughlin Syracuse 1995-2002
 Jack Del Rio Southern California 2003-2011
 Mel Tucker* Wisconsin 2011
 Mike Mularkey Florida 2012
 Gus Bradley North Dakota State 2013-2016
 Doug Marrone Syracuse 2016-20
 Urban Meyer Cincinnati 2021
 Darrell Bevell* Wisconsin 2021
Doug Pederson Louisiana-Monroe 2022

*Served as interim head coach

ASSISTANT COACHES

Ben Albert Massachusetts 2010
 Ken Anderson Augustana 2003-06
Richard Angulo Western New Mexico 2022
 Matt Applebaum Connecticut 2014
 Mark Asanovich St. Cloud State 2003-08
 Chris Ash Drake 2021
 Craig Aukerman Findlay 2011-12
 Bob Babich Tulsa 2013-15
 Joe Baker Princeton 1995-98
 John Benton Colorado State 2016
 Darrell Bevell Northern Arizona 2021
 Brandon Blaney Youngstown State 2011-13
 John Bonamego Central Michigan 1999-2002, 12
 Rob Boras DePauw 2010-11
 Paul Boudreau Boston College 2003-05
 Tyler Bowen Fordham 2021
 Bob Bratkowski Washington State 2012
Andrew Breiner Lock Haven 2022
Brentson Buckner Clemson 2022
 David Bullocks Nebraska 2016
 Luke Butkus Illinois 2013-14
 Earnest Byner East Carolina 2010-11
Mike Caldwell Middle Tenn. State 2022
 Dave Campo Central Connecticut State 2005-07
 Dom Capers Mount Union (Ohio) 1999-2000, 2019
 Pete Carmichael Montclair State 1995-99
 Mark Collins East Tennessee State 2017-20
Jim Bob Cooter Tennessee 2022
 Johnny Cox Fort Lewis (Colo.) 2009-11
 Sylvester Croom Alabama 2012
 Joe Cullen Massachusetts 2010-12, 2020
Joe Danna Central Michigan 2017-21
 Joe DeCamillis Wyoming 2007-08, 17-20
 John DeFilippo James Madison 2019
 John Donovan John Hopkins 2016-19
 Mark Duffner William & Mary 2006-13
 Les Ebert Minnesota-Duluth 2004-08
 Randy Edsall Syracuse 1995-97
 Mike Eubanks Wisconsin-Eau Claire 2010-11
Heath Farwell San Diego State 2022
 Perry Fewell Lenoir-Rhyne 1998-2002, 17-18
 Jedd Fisch Florida 2013-14
 Greg Finnegan Cornell 1998-2002
 Pat Flaherty East Stroudsburg 2017-18
 Frank Gansz Navy 2000-01
 Quinton Ganther Utah 2021
 Jason George Manitoba 2009-11
Tony Gilbert Georgia 2020-22
 Kevin Gilbride Southern Connecticut State 1995-96
 Matt Griffin New Hampshire 2010-11
Cody Grimm Virginia Tech 2022
 Jay Gruden Louisville 2020
 Nathaniel Hackett U.C. Davis 2016-18
 Mike Haluchak Southern California 2003-04
 Ray Hamilton Oklahoma 2003-07
 Alex Hampton Deakin 2013-16
 Will Harriger Auburn 2021
 Paul Haynes Kent State 2001
 Scottie Hazelton Fort Lewis 2014
 Andy Heck Notre Dame 2004-12
 Donnie Henderson Utah State 2008

Utah 2022
 Kentucky 2012
 Oklahoma 2000-01
 Penn State 1998-2002
 Connecticut 2005-06
 Auburn 2013-20
 Maryland 2017-18
 Ohio State 2001
 Missouri 2006-09
 Knox College 2007-10
 Clemson 2012
 Oregon 2003-04
 Tennessee 2012-20
 Southern Connecticut State 1995-96
 Miami (Fla.) 2014-16, 20
 Baldwin-Wallace 2012
 Central Washington 2012, 15-16
 North Texas 2021
 Southern Connecticut State 1997-98
 Montclair State 1995-2002
Ball State 2000-22
 Bridgeport (Conn.) 1995-99
 Utah 1995-2002
 Nebraska 2012
 Carroll (Mont.) 1999-2001
 Southern California 2005-09
 Nebraska 2021
 Navy 2002
 Weber State 2017-20
 Humboldt State 2007-08
 Appalachian State 2012
 Whittier College 2009-11
 UCLA
 SUNY Cortland 2017-20
SUNY Cortland 2021-22
 Indiana State 2003-07
 Syracuse 2013-14
 Kansas 2009-11
 Miami (Fla.) 2003-06
 Michigan 2010
 LSU 2019-20
 Western State 2004-06
 Cornell 2013-19
 Northern Michigan 2014-16
 Northeast Louisiana 2013-14
 Southern Mississippi 2012-20
 2021
 Florida 2022
Alabama 2019
 Oklahoma 1995-2002
 Utah State 2003-04
 Carnegie Mellon 2014-16
 California Lutheran 2011
West Virginia 2022
 Alabama 2007-10
 Florida 2012
 Fresno State 2016
 Illinois 2013-16
 Cal Poly-SLO 2005-06
 East Tennessee 2003-07
 Virginia Tech 2021
 The College of New Jersey 2013-16
 New Haven (Conn.) 2002
 Albany 2017-20

STARTING QUARTERBACKS

Year	Quarterback	Record
1995	Steve Beuerlein	1-5
	Mark Brunell	3-7
1996	Mark Brunell	9-7
1997	Mark Brunell	9-5
	Rob Johnson	1-0
	Steve Matthews	1-0
1998	Mark Brunell	10-3
	Jamie Martin	0-1
	Jonathan Quinn	1-1
1999	Mark Brunell	13-2
	Jay Fiedler	1-0
2000	Mark Brunell	7-9
2001	Mark Brunell	6-9
	Jonathan Quinn	0-1
	Mark Brunell	6-9
	David Garrard	0-1
2003	Mark Brunell	0-3
	Byron Leftwich	5-8
	Byron Leftwich	8-6
	David Garrard	1-1
	Byron Leftwich	8-3
	David Garrard	4-1
	Byron Leftwich	3-3
	David Garrard	5-5
	David Garrard	9-3
	Quinn Gray	2-2
	David Garrard	5-11
	David Garrard	7-9
	David Garrard	8-6
	Todd Bouman	0-1
	Trent Edwards	0-1
	Blaine Gabbert	4-10
2011	Luke McCown	1-1
	Blaine Gabbert	1-9
2012	Chad Henne	1-5
	Chad Henne	4-9
	Blaine Gabbert	0-3
	Blake Bortles	3-10
	Chad Henne	0-3
2014	Blake Bortles	5-11
	Blake Bortles	3-13
	Blake Bortles	10-6
	Blake Bortles	3-9
	Blake Bortles	2-2
	Cody Kessler	6-6
2019	Gardner Minshew II	0-4
2020	Nick Foles	1-7
	Gardner Minshew II	0-5
	Mike Glennon	0-3
2021	Jake Luton	3-14
	Trevor Lawrence	



ALL-TIME ROSTERS

RECORD BY QUARTERBACK

Quarterback	Years	Record	Pct.	Mike Glennon	2020	0-5	.000	Jay Fiedler	1999	1-0	1.000
Mark Brunell	1995-2003	63-54	.539	Cody Kessler	2018	2-2	.500	Steve Beuerlein	1995	1-5	.167
David Garrard	2002-10	39-37	.513	Quinn Gray	2007	2-2	.500	Nick Foles	2019	0-4	.000
Byron Leftwich	2003-06	24-20	.546	Rob Johnson	1997	1-0	1.000	Todd Bouman	2010	0-1	.000
Blake Bortles	2014-18	24-49	.329	Jake Luton	2020	0-3	.000	Trent Edwards	2010	0-1	.000
Gardner Minshew II	2019	7-13	.350	Steve Matthews	1997	1-0	1.000	Jamie Martin	1998	0-1	.000
Chad Henne	2012-14	5-17	.227	Luke McCown	2011	1-1	.500	Trevor Lawrence	2021	3-14	.214
Blaine Gabbert	2011-13	5-22	.154	Jonathan Quinn	1998, 2001	1-2	.333			180-253	.425

ALL-TIME NUMERICAL ROSTER

1	TRAVIS ETIENNE JR. 2021	Dede Westbrook.....2017-20	Sidney Jones Iv.....2020	Kennard Cox.....2008
	Dustin Colquitt.....2020	Mike Brown.....2012-14	A.J. Bouye.....2017-19	Omare Hand.....2008
	Matt Turk.....2011	Luke McCown.....2009-11	Prince Amukamara.....2016	Sammy Knight.....2007
	John Carney.....2007	Paul Smith.....2008	Toby Gerhart.....2014-15	David Richardson.....2004-06
	Mike Hollis.....1995-2001	Jonathan Quinn.....1998-2001	Justin Forsett.....2013	Blue Adams.....2003
		Jim Miller.....1997	Derek Cox.....2009-12	Ainsley Battles.....2001-02
2	RAYSHAWN JENKINS 2021		Drayton Florence.....2008	Rayna Stewart.....1999-2000
	Mike Glennon.....2020	13	Terry Cousin.....2005-07	Kevin Devine.....1997-98
	Kai Forbath.....2018	Michael Walker.....2019	Juran Bolden.....2004	Rogerick Green.....1995
	Jason Myers.....2015-17	Rashad Greene Sr.....2015-18	Brad Franklin.....2003	
	Ricky Stanzi.....2013	Tommy Streeter.....2014	Steve Smith.....2002	27
	Nick Harris.....2011	Kerry Taylor.....2013	Aaron Beasley.....1996-2001	CHRIS CLAYBROOKS 2020-21
	Chris Hanson.....2001-06	Quan Cosby.....2012	Deral Boykin.....1995	Leonard Fournette.....2017-19
	Steve Lindsey.....1999-2000		Tommy Johnson.....1995	Dwayne Gratz.....2013-16
3	C.J. BEATHARD 2021	14		Rashean Mathis.....2003-12
	Brad Nortman.....2016-17	Terry Godwin.....2019-21	22	Damen Wheeler.....2001
	Adam Podlesh.....2007-10	Shane Wynn.....2016-17	Devine Ozigbo.....2020	Earhwind Moreland.....2001
	Mark Royals.....2003	Justin Blackmon.....2012-13	Cody Davis.....2018-19	Shad Criss.....2000
	Tim Seder.....2002	Jamar Newsome.....2011	Aaron Colvin.....2014-17	Deon Figures.....1997-98
	Jaret Holmes.....2001		Winston Guy.....2013-14	Vinnie Clark.....1995-96
		15	Kevin Rutland.....2011-12	
4		Matthew Wright.....2021	Don Carey.....2010	28
	Josh Lambo.....2017-2021	Gardner Minshew II.....2019-20	William James.....2008	Fred Taylor.....1998-2008
	Todd Bouman.....2007, 2010	Allen Robinson.....2014-17	LaBrandon Toefield.....2003-07	Dana Hall.....1996-97
	Bryan Barker.....1995-2000	Stephen Burton.....2013	Robert Bean.....2002	Monty Grow.....1995
		Taylor Price.....2011	Frank Moreau.....2001	
5		Mike Sims-Walker.....2011	Reggie White.....2001	29
	RUDY FORD 2021	John Broussard.....2007	Tavian Banks.....1998-99	BRANDON RUSNAK 2019-21
	Quenton Meeks.....2020	16		Josh Jones.....2020
	Blake Bortles.....2014-18	TREVOR LAWRENCE 2021	23	Josh Robinson.....2019
	Trent Edwards.....2010	C.J. Board.....2019	C.J. Henderson.....2020-21	Josh Johnson.....2016
	Quinn Gray.....2003-07	Denard Robinson.....2013-16	Ryquell Armstead.....2019	Teddy Williams.....2014
	Danny Boyd.....2002	Jordan Shipley.....2012	Tyler Patmon.....2017-18	Jamell Fleming.....2013
	Jim Tarle.....2000-01	Nate Hughes.....2009	Alan Ball.....2013-14	William Middleton.....2009-12
	Todd Philcox.....1996	Troy Edwards.....2004	Rashad Jennings.....2009-10, 2012	Brian Williams.....2006-08
6		Steve Matthews.....1997	Jamaal Fudge.....2007	Chris Thompson.....2004
	JAKE LUTON 2020	17	Dee Webb.....2006	Jason Craft.....1999-2003
	Cody Kessler.....2018	DJ Chark Jr.....2018-20	Ray Perryman.....2003-04	Tawambi Settles.....1998
	Steve Weatherford.....2008	Arrelious Benn.....2016-17	Ike Charlton.....2002	Ricky Parker.....1997
	Seth Marler.....2003-04	Toney Clemons.....2012	Anthony Johnson.....2000	Darren Carrington.....1995
	Hayden Epstein.....2002	Chastin West.....2011	Corey Chamblin.....1999	
		John Matthews.....2010	Cordell Taylor.....1998	30
7		Cleo Lemon.....2008	Randy Jordan.....1995-97	James Robinson.....2020
	Aldrick Rosas.....2020	Charles Sharon.....2006-07		Corey Grant.....2016-18
	Nick Foles.....2019	Jimmy Redmond.....2003	24	Jordan Todman.....2012-14
	Chad Henne.....2012-17	Phil Stambaugh.....2001	Josiah Scott.....2020	Drew Coleman.....2011
	Byron Leftwich.....2003-06	18	Tyler Ervin.....2019	Kennard Cox.....2009
	Richie Cunningham.....2002	LAQUON TREADWELL 2021	T.J. Yeldon.....2016-18	Dwayne Washington.....2004
	Will Furrer.....1998	Chris Conley.....2019-20	Will Blackmon.....2013-14	Michael Swift.....2000
	Steve Beuerlein.....1995	Ace Sanders.....2013-14	Montell Owens.....2006-12	Darren Studstill.....1995-96
		Jerrell Jackson.....2012	Kiwaukee Thomas.....2003-04	
8		Matt Jones.....2005-08	Delvin Brown.....2001	31
	Mark Brunell.....1995-2003	Troy Edwards.....2003	Craig Miller.....2000	NATHAN COTTRELL 2020-21
		19	Chris Howard.....1998-2000	Breon Borders.....2019
		Collin Johnson.....2020-21	Rashid Gayle.....1996	Jalen Myrick.....2017
		Bryan Anger.....2012-15	Harry Colon.....1995	Davon House.....2015-16
		Tiquan Underwood.....2009-10		Jeremy Harris.....2014
		Ernest Wilford.....2004-07	25	Aaron Ross.....2012
		20	JAMES ROBINSON 2020-21	Ashton Youboty.....2011
		DANIEL THOMAS 2020-21	D.J. Hayden.....2018-20	David Jones.....2010
		Jalen Ramsey.....2016-19	Peyton Thompson.....2014-17	Scott Starks.....2005-06, 2009
		Craig Loston.....2014-15	Dwight Lowery.....2011-13	Aaron Glenn.....2007
		Mike Harris.....2012-13	Michael Hamlin.....2010	Chris Brown.....2003
		Rod Issac.....2011	Reggie Nelson.....2007-09	Patrick Washington.....2001-02
		David Jones.....2011	Ahmad Carroll.....2006	Daimon Shelton.....1997-2000
		Terrence Wheatley.....2010	Kenny Wright.....2005	
		Anthony Smith.....2009-10	Fernando Bryant.....1999-2003	32
		Kennard Cox.....2009	Curtis Anderson.....1997	TYSON CAMPBELL 2021
		Pierson Prioleau.....2008	Mickey Washington.....1995-96	Maurice Jones-Drew.....2006-13
		Scott Starks.....2007		David Allen.....2004
		Donovin Darius.....1998-2006	26	Marton McCree.....2001-03
		Natrone Means.....1996-97	SHAQUILL GRIFFIN 2021	Mike Logan.....1997-2000
		Chris Hudson.....1995	Jarrold Wilson.....2017-20	Vaughn Dunbar.....1995
			Josh Evans.....2013-15	
			Dawan Landry.....2011-12	33
			Chevis Jackson.....2010	Dare Ogunbowale.....2020-21
			Michael Coe.....2009-10	Devine Ozigbo.....2019
			Brian Russell.....2009	Dave Williams.....2018
				Chris Ivory.....2016-17
				Greg Jones.....2004-12



ALL-TIME ROSTERS

James Trapp.....2003
Shyrene Stith.....2000
James Stewart.....1995-99

34

Greg Mabin.....2020
Carlos Hyde.....2018
Tyler Gaffney.....2017
Bronson Hill.....2016
Storm Johnson.....2014
Delone Carter.....2013
Jalen Parmele.....2012
T.J. Heath.....2011
Trumaine McBride.....2011
Chauncey Washington.....2008
Lamont Thompson.....2007
Alvin Pearman.....2005-06
David Allen.....2003
Stacey Mack.....1999-2002
Zack Crockett.....1998
Roger Graham.....1996
Reggie Cobb.....1995

35

Parry Nickerson.....2019
Jarrod Harper.....2017
Demetrius McCray.....2013-15
Keith Toston.....2012
Deji Karim.....2010-11
Deke Cooper.....2003-05
Elvis Joseph.....2001-02
Le'Shai Maston.....1995-96

36

MEKHI SARGENT.....2021
Luq Barcoo.....2020-21
Ronnie Harrison.....2018-19
Sherrod Martin.....2014
Antwaun Molden.....2012
Courtney Greene.....2009-11
Isaiah Gardner.....2008
Derrick Wimbush.....2005-06
Renard Cox.....2001
Ron Janes.....1998
Ryan Christopherson.....1995-96

37

TRE HERNDON.....2019-21
Johnathan Cyprien.....2013-16
Morgan Trent.....2011
Sean Considine.....2009-10
Calvin Lowry.....2008
Deon Grant.....2004-06
David Young.....2003
Carnell Lake.....1999-2000
Chris Hudson.....1996-98

38

ANDRE CISCO.....2021
C.J. Reavis.....2018
Brandon Wilds.....2018
Sergio Brown.....2015
Tommie Campbell.....2014
Antwon Blake.....2012
C.C. Brown.....2011
Darcel McBeth.....2011
Brian Witherspoon.....2008-09
Chris Roberson.....2005-06
Dan Alexander.....2002
Blaine McElmurry.....1998-99
Mike Dumas.....1995

39

JAMAL AGNEW.....2021
Doug Middleton.....2019-20
Tashaun Gipson Sr.....2016-18
Richard Murphy.....2012
Alvin Pearman.....2008
Chris Parker.....1997

40

JAMIR JONES.....2021
Brandon Rusnak.....2019-20
Tommy Bohanon.....2017-18
DuJuan Harris.....2011
Rich Alexis.....2005
Malaefoe MacKenzie.....2003
Robert Massey.....1996
Gordon Laro.....1995

41

JOSH ALLEN.....2019-21
Tre Herndon.....2018
Nick Marshall.....2015
Akwas Owusu-Ansah.....2011
Tyron Brackenridge.....2009-10

Nick Sorensen.....2003-06
Kiwaukee Thomas.....2000-02
Dave Thomas.....1995-99

42

ANDREW WINGARD.....2019-21
Barry Church.....2017-18
Chris Proinski.....2011-14
Gerald Alexander.....2009-10
Chad Nkang.....2007-08
Jamaal Fudge.....2006
Anthony Mitchell.....2003
James Boyd.....2001-02
Chad Dukes.....2000
Ricky Bell.....1996

43

ELIJAH SULLIVAN.....2021
Joe Giles-Harris.....2019-20
Quenton Meeks.....2018
i'Tavius Mathers.....2017
Chris Harris.....2012
Gerald Sensabaugh.....2005-08
Jermaine Williams.....2000
George Jones.....1998

44

Myles Jack.....2016-21
Brock Bolen.....2009-11
Marc Edwards.....2003-04
Bryan Dickerson.....1995

45

K'LAVON CHAISSON.....2020-21
Matt Overton.....2017-18
Will Ta'ufu'ou.....2012-14
Chris Fuamatu-Ma'afala.....2003-04
Erik Olson.....2000
JoJuan Armour.....1999
Travis Davis.....1995-98

46

ROSS MATISCIK.....2020-21
Matt Orzech.....2019
Carson Tinker.....2013-18

47

Joe Schobert.....2020
Jake Ryan.....2019
Martrell Spaight.....2018
Jarrod Wilson.....2016

48

Dylan Moses.....2021
Leon Jacobs.....2018-21
Alex Ellis.....2016
Jeremy Cain.....2009-12
Chris Griffin.....1996

49

CHAPELLE RUSSELL.....2021
Bruce Miller.....2020
Colin Holba.....2017
Ty Hallock.....1997

50

SHAQUILLE QUARTERMAN.....2020-21
Telvin Smith Sr.....2014-18
Russell Allen.....2009-13
Tony Gilbert.....2003-07
Joe Wesley.....2001
Erik Storz.....1998-2000
Eddie Robinson.....1996-97
Tom Myslinski.....1995

51

Paul Posluszny.....2011-17
Clint Ingram.....2006-09
Akin Ayodele.....2002-05
Kevin Hardy.....1996-01
Mark Williams.....1995

52

DAVON HAMILTON.....2020-21
Najee Goode.....2019
Donald Payne.....2017-18
Hayes Pullard III.....2015-16
J.T. Thomas.....2013-14
Daryl Smith.....2004-12
Eric Westmoreland.....2001-03
Brant Boyer.....1995-2000

53

Dakota Allen.....2020-21
Blair Brown.....2017-18
Sean Porter.....2015

John Lotulelei.....2013, 2015
Kyle Knox.....2013
Brandon Marshall.....2012
Eric Alexander.....2010
Stade Norris.....2010
Bryan Smith.....2009
Thomas Williams.....2008
Shantee Orr.....2007
Pat Thomas.....2005-07
Hakim Akbar.....2003
T.J. Slaughter.....2000-03
Eddie Mason.....1998
Nate Dingle.....1996
Santo Stephens.....1995

54

Cassius Marsh Sr.....2020
Donald Payne.....2019
Eli Anku.....2017-18
Joplo Bartu.....2015
Jeremiah George.....2014
Nate Stupar.....2013
Greg Jones III.....2012
Alvin Bowen.....2010
Quentin Groves.....2009
Mike Peterson.....2003-08
Donny Green.....2001
Troy Pelshak.....2000
Chester Burnett.....1999
James Hamilton.....1997-98
Ty Hallock.....1996
Keith Goganious.....1995

55

Kamalei Correa.....2020
Lerentee McCray.....2017-21
Dan Skuta.....2015-16
Gen Hayes.....2013-14
Clint Session.....2011
Kirk Morrison.....2010
Chris Harrington.....2009
Adam Seward.....2009
Roy Manning.....2007
Nick Greisen.....2006
Greg Favors.....2004-05
Danny Clark.....2000-03
Tom McManus.....1995-99

56

Quincy Williams.....2019-20
Dante Fowler Jr.....2015-18
LaRoy Reynolds.....2013-15
Kyle Bosworth.....2011-12
Justin Durant.....2007-10
Kenny Pettway.....2006
Jason Gildon.....2004
Deon Humphrey.....2003
Shannon Taylor.....2003
Bobby Brooks.....2002
Hardy Nickerson.....2000-01
Lonnie Marts.....1999
Jeff Lageman.....1995-98

57

D.J. Alexander.....2019
Nick Deluca.....2018
Thurston Armbrister.....2015
A.J. Edds.....2014
Dekoda Watson.....2014
Julian Stanford.....2012
Kevin Bentley.....2011
Torrance Daniels.....2009
James Wyche.....2009
Tim Shaw.....2008
Brent Hawkins.....2006-07
Jamie Winborn.....2005
Tommy Hendricks.....2004
Joseph Tuipala.....2001-02
Corey Terry.....1999
Reggie Lowe.....1998
Jeff Kopp.....1996-98

58

Doug Costin.....2020-21
Austin Calitro.....2019
Jordan Tripp.....2015
Khairi Fort.....2014
Jason Babin.....2012-13
Aaron Morgan.....2012
Stephen Franklin.....2011
Jacob Cutrera.....2010
Marquis Cooper.....2007
Jorge Cordova.....2004-07
Hugh Douglas.....2003
Wali Rainer.....2002
Jeff Posey.....2001

Lonnie Marts.....2000
Bryan Schwartz.....1995-99

59

TYRELL ADAMS.....2021
Aaron Lynch.....2020
Carroll Phillips.....2017
Arthur Brown.....2016
Ryan Davis.....2012-15
Jammie Kirlew.....2011
Mike Lockley.....2011
Larry Hart.....2010
Brian Iwuh.....2006-09
Tracy White.....2005
Jimmy McClain.....2004
Keith Mitchell.....2003
Edward Thomas.....2000-02
Reggie Clark.....1995-96

60

A.J. Cann.....2015-21
Mike Brewster.....2012-13
Sammy Williams.....2003

61

Stefen Wisniewski.....2015
Dan Connolly.....2005-06
Emarlos Leroy.....1999

62

KC MCDERMOTT.....2020-21
John Estes.....2011
Dennis Norman.....2004-08
Ben Coleman.....1995-99

63

Brad Meester.....2000-13
Michael Cheever.....1996-98
Frank Cornish.....1995

64

COY CRONK.....2021
Chris Reed.....2016-18
Drew Nowak.....2013
Cecil Newton.....2009
Milford Brown.....2008
Jamar Nesbit.....2003
Aaron Koch.....2000-02
John Jurkovic.....1996-98

65

Brandon Linder.....2014-21
Will Rackley.....2011, 2013
Kyan Forney.....2009
Chris Naeole.....2002-08
Quentin Neujahr.....1998-2000
Bronzell Miller.....1995

66

Jacques McClendon.....2013-14
Steve Vallos.....2012
Justin Smiley.....2010
Derek Landri.....2007-09
Brett Romberg.....2003-05
John Wade.....1998-2002
Greg Huntington.....1996-97
Shawn Bouwens.....1995

67

Austin Pasztor.....2012-14
Jason Spitz.....2011
Vince Manuwai.....2003-10
Daryl Terrell.....2002
Gannon Shepherd.....2000-01
Steve Ingram.....1999
Jeff Novak.....1995-98

68

Andrew Norwell.....2021
Kelvin Beachum.....2016
Zane Beadles.....2014-15
Guy Whimper.....2010-12
Derrick Fletcher.....2004-05
Brenden Stai.....2000
Mark Nori.....1997-98
Bruce Wilkerson.....1995

69

TYLER SHATLEY.....2014-21
Leger Douzable.....2010-11
Khalif Barnes.....2005-08
Roger Chanoine.....2002
Mark Baniewicz.....2000-01
Eugene Chung.....1995



ALL-TIME ROSTERS

70

JARED HOCKER..... 2021
 Luke Bowanko 2014-16
 Cameron Stephenson.....2009
 Todd Wade2008
 Wayne Hunter2006
 Bob Whitfield2004
 Patrick Venzke2001

71

Tony Boselli 1995-2001

72

WALKER LITTLE..... 2021
 Josh Wells 2014-18
 Mark Asper2012
 Herb Taylor2012
 Kevin Haslam2010
 Tra Thomas2009
 Jordan Black2008
 Charles Spencer2008
 Mike Pearson2002-05
 Derrick Chambers2001
 Steve Zahursky2001
 Leon Searcy1996-2000

73

BADARA TRAORE..... 2021
 Josh Walker 2017-18
 Eben Britton2009-12
 Jimmy Kennedy2008
 Stockar McDougale2006-07
 Dave Kadela2002
 Jeff Smith2000-01
 Brian DeMarco1995-98

74

CAM ROBINSON..... 2017-21
 Sam Young2013-15
 Aaron Kampman2010-11
 Maurice Williams2001-09
 Joe Chustz2000
 Chris White1999
 Lamanzor Williams.....1998
 Jimmy Herndon1996

75

JAWAAN TAYLOR..... 2019-21
 Ereck Flowers2018
 Jared Odrick2015-16
 Drake Nevis2013
 Eugene Monroe2009-13
 Stefan Rodgers2008
 Marcellus Wiley2005-06
 Michael Mason2000
 Eric Curry1998-99

76

WILL RICHARDSON JR...... 2018-21
 Luke Joeckel 2013-16
 Daniel Baldwin 2010, 2012
 Richard Collier2006-07
 Ephraim Salaam2004-05
 Leander Jordan2002-03
 Dwayne Ledford2000
 Rich Tytski1996-99

77

Cedric Ogbuehi2019
 Patrick O'Connell2016-18
 Uche Nwaneri2007-13
 Mike Compton2004
 Marques Ogden2003
 Zach Wiegert1999-2002
 Andre Davis1996

78

BEN BARTCH..... 2020-21
 Jermy Parnell 2015-18
 Cameron Bradford2011-14
 Jordan Black2009-10
 Tutan Reyes2007-08
 Elton Patterson2004, 2006
 Martin Chase2005
 Todd Fordham1997-2002
 Greg Huntington1995

79

Corey Robinson2018
 Jordan Hill2016
 Red Bryant2014
 Tony Pashos2007-08
 Drew Inzer2002
 Reggie Nelson2000
 Anthony Cesario1999
 Dave Widell1995-97

80

James O'Shaughnessy..... 2017-21
 Julius Thomas2015-16
 Jeremy Ebert2013
 Mike Thomas2009-12
 Jerry Porter2008
 Isaac Smolko2007
 Kyle Brady1999-2006
 Willie Jackson1995-97

81

Josh Hammond 2020-21
 Niles Paul2018
 Mychal Rivera2017
 Bryan Walters2015-16
 Mickey Shuler2014
 Lamaar Thomas2013
 Laurent Robinson2012
 Kassim Osgood2010-11
 Torry Holt2009
 Mike Walker2008
 Matthew Hatchette2003
 Bobby Shaw2002
 R. Jay Soward2000-01
 Will Moore1997-98
 Chris Griffin1996
 Andre Rison1996
 Desmond Howard1995

82

Jimmy Smith 1995-2005

83

Ben Koyack 2016-19
 Tavarres King2014
 Tobais Palmer2013
 Stephen Williams2013
 Stephen Spach2012
 Maurice Stovall2012
 Colin Cloherty2011-12
 Jason Hill2010-11
 Greg Estandia2007-09
 Todd Yoder2004-05
 Kevin Johnson2003
 J.J. Stokes2003
 Pete Mitchell1995-98, 2002
 Joe Zelenka2001
 Greg DeLong2000
 Ryan Neufeld2000
 Lenzie Jackson1999

84

CHRIS MANHERTZ..... 2021
 Keelan Cole Sr. 2017-20
 Tony Washington2015
 Cecil Shorts III2011-14
 Troy Williamson2008-09
 Chad Owens2005-07
 Jermaine Lewis2003-04
 Patrick Johnson2002
 Sean Dawkins2001
 Reggie Barlow1996-2000
 Ernest Givins1995
 Terrence Warren1995

85

DAN ARNOLD..... 2021
 Eric Saubert2020
 Charles Jones2019
 Jaydon Mickens2017-18
 Nic Jacobs2014-15
 D.J. Williams2013
 Fendi Onobun2011
 Martin Rucker2011
 Ernest Wilford2009-10
 Richard Angulo2007-08
 Cortez Hankton2003-06
 Henry Douglas2002
 Kevin Lockett2002
 Damon Gibson2001-02
 Rich Griffith1995-2000

86

Ben Ellefson2020
 Nick O'Leary2019
 David Grinnage2018
 Clay Harbor2013-15
 Micheal Spurlock2012
 Zach Miller2009-11
 Dennis Northcutt2007-08
 Brian Jones2004-05
 Troy Edwards2003
 Micah Ross2001-03
 Alvis Whitted1998-2001
 Derek Brown1995-97

87

Tyler Davis 2020-21
 Geoff Swaim2019
 Blake Bell2018
 Neal Sterling2015-16
 Allen Reisner2013
 Kevin Elliott2012
 Jarett Dillard2009-2011
 George Wrihster2003-08
 Jimmy Redmond2002
 Keenan McCardell1996-2001
 Cedric Tillman1995

88

JEFF COTTON JR...... 2021
 Tyler Eifert2020
 Seth DeValve2019
 Allen Hurns2014-17
 Danny Noble2013
 Zach Potter2009-12
 Joe Zelenka2002-08
 Damon Jones1997-2001
 Kendrick Bullard1996
 Ty Hallock1996
 Craig Keith1995

89

LUKE FARRELL..... 2021
 Josh Oliver2019
 Austin Seferian-Jenkins.....2018
 Mercedes Lewis2006-17
 Chris Luzar2002-03
 Ryan Prince2001
 Randal Williams2001
 Emanuel Smith2000
 Troy Sadowski1998
 Curtis Marsh1995-96

90

MALCOM BROWN..... 2021
 Taven Bryan 2018-21
 Malik Jackson2016
 Andre Branch2012-15
 Matt Roth2011
 C.J. Mosley2010
 Julius Williams2009
 Mkristo Bruce2008
 Grady Jackson2007
 James Wyche2006
 Derrick Ransom2004
 Tony Brackens1996-2003
 James Williams1995

91

DAWUANE SMOOT..... 2021
 Yannick Ngakoue2016-19
 Chris Clemons2014-15
 Abry Jones2013
 George Selvie2011-12
 Derrick Harvey2008-10
 Kenny Pettway2007
 Anthony Maddox2004-05
 Marco Coleman2002
 Seth Payne1997-01
 Paul Frase1995-96

92

JORDAN SMITH..... 2021
 Caraun Reid2019
 Lyndon Johnson2018
 Sheldon Day2016
 Don Davey1995-98
 James Roberson1999
 Rob Meier2000-09
 Austen Lane2010-12
 Brandon Deaderick2013
 Ziggy Hood2014

93

Daniel Ross2020-21
 Calais Campbell2017-19
 Tyson Alualu2010-16
 Greg Peterson2009
 Quentin Groves2008
 Bobby McCray2004-07
 Stalin Colinet2002
 Javor Mills2002
 Emarlos Leroy2000
 Kevin Landolt1999
 Jose White1998
 Esera Tuaolo1997
 Ernie Logan1995-96

94

Dawuane Smoot 2017-20
 Jeremy Mincey2006-08, 2010-13
 Jeremy Navarre2009
 Montavious Stanley2006
 Jim Davis2005-06
 Lionel Barnes2003-04
 Larry Smith1999-2002
 Kelvin Pritchett1995-98

95

ROY ROBERTSON-HARRIS..... 2021
 Abry Jones 2014-20
 D'Anthony Smith2012
 Corvey Irvin2011
 Montavious Stanley2009
 Paul Spicer2000-08
 Bryce Paup1998-99
 Jose White1997
 Mike Thompson1995

96

ADAM GOTSIS..... 2020-21
 Michael Bennett2015-17
 Jordan Miller2013
 Terrance Knighton2009-12
 Tony McDaniel2006-08
 Willie Blade2004
 Eddie Freeman2004
 Matt Leonard2003
 Chris Combs2002
 Gary Walker1999-2001
 Fernando Smith1998
 Clyde Simmons1996-97
 Bernard Carter1995
 Ashley Sheppard1995

97

JAY TUFELE..... 2021
 Akeem Spence2019
 Malik Jackson2017-18
 Roy Miller III2013-16
 John Chick2011-12
 Aaron Morgan2010
 Reggie Hayward2005-09
 Brandon Green2003-04
 Clenton Ballard2002
 Renaldo Wynn1997-2001
 Juan Hammonds1996
 Ray Hall1995

98

Dontavious Russell2019
 Chris Smith2014-16
 Kyle Love2013
 Jeris Pendleton2012
 Nate Collins2010-11
 John Henderson2003-09
 David Richie2000
 Regan Upshaw1999
 Jabbar Threats1997-98
 Corey Mayfield1995

99

Daniel Ekuale2020
 Marcell Dareus2017-19
 Sen'Derrick Marks2013-16
 C.J. Mosley2011-12
 Landon Cohen2010
 Atiyah Ellison2008-09
 Marcus Stroud2001-07
 Joel Smeenge1995-2000

MUST HAVE AN ACCRUED SEASON WITH THE JAGUARS TO QUALIFY FOR THIS LIST.

BOLD SIGNIFIES A CURRENT MEMBER OF THE TEAM AS OF THE BEGINNING OF THE 2022 SEASON.



YEAR-BY-YEAR RESULTS

1995

Record: 4-12 (.250) • **Home:** 2-6 (.250) • **Away:** 2-6 (.250)
 5th AFC Central • **vs. Division:** 4-4 (.500) • **vs. Conference:** 4-8 (.333)
Head Coach: Tom Coughlin

Date	Opponent	Result	Attendance
Sept. 3	Houston Oilers	L, 10-3	72,363
Sept. 10	at Cincinnati Bengals	L, 24-17	48,318
Sept. 17	at New York Jets	L, 27-10	49,970
Sept. 24	Green Bay Packers	L, 24-14	66,744
Oct. 1	at Houston Oilers	W, 17-16	36,346
Oct. 8	Pittsburgh Steelers	W, 20-16	72,042
Oct. 15	Chicago Bears	L, 30-27	72,020
Oct. 22	at Cleveland Browns	W, 23-15	64,405
Oct. 29	at Pittsburgh Steelers	L, 24-7	54,516
[WEEK 10 - BYE WEEK]			
Nov. 12	Seattle Seahawks	L, 47-30	71,290
Nov. 19	at Tampa Bay Buccaneers	L, 17-16	71,629
Nov. 26	Cincinnati Bengals	L, 17-13	68,249
Dec. 3	at Denver Broncos	L, 31-23	72,231
Dec. 10	Indianapolis Colts	L, 41-31	66,099
Dec. 17	at Detroit Lions	L, 44-0	70,204
Dec. 24	Cleveland Browns	W, 24-21	66,007

1996

Record: 9-7 (.563) • **Home:** 7-1 (.875) • **Away:** 2-6 (.250)
 2nd AFC Central • **vs. Division:** 5-3 (.625) • **vs. Conference:** 7-5 (.583)
Head Coach: Tom Coughlin

Date	Opponent	Result	Attendance
Sept. 1	Pittsburgh Steelers	W, 24-9	70,210
Sept. 8	Houston Oilers	L, 34-27	66,468
Sept. 15	at Oakland Raiders	L, 17-3	46,291
Sept. 22	at New England	L, 28-25 (OT)	59,446
Sept. 29	Carolina Panthers	W, 24-14	71,537
Oct. 6	at New Orleans Saints	L, 17-13	34,231
Oct. 13	New York Jets	W, 21-17	65,699
Oct. 20	at St. Louis Rams	L, 17-14	60,066
Oct. 27	at Cincinnati Bengals	L, 28-21	45,890
[WEEK 10 - BYE WEEK]			
Nov. 10	Baltimore Ravens	W, 30-27	64,628
Nov. 17	at Pittsburgh Steelers	L, 28-3	58,879
Nov. 24	at Baltimore Ravens	W, 28-25 (OT)	57,384
Dec. 1	Cincinnati Bengals	W, 30-27	57,408
Dec. 8	at Houston Oilers	W, 23-17	20,196
Dec. 15	Seattle Seahawks	W, 20-13	66,134
Dec. 22	Atlanta Falcons	W, 19-17	71,449

AFC Wild Card game

Dec. 28 at Buffalo Bills W, 30-27 70,213

AFC Divisional game

Jan. 4 at Denver Broncos W, 30-27 75,678

AFC Championship game

Jan. 12 at New England Patriots L, 20-6 60,190

1997

Record: 11-5 (.688) • **Home:** 7-1 (.875) • **Away:** 4-4 (.500)
 2nd AFC Central • **vs. Division:** 6-2 (.750) • **vs. Conference:** 9-3 (.750)
Head Coach: Tom Coughlin

Date	Opponent	Result	Attendance
Aug. 31	at Baltimore Ravens	W, 28-27	61,018
Sept. 7	New York Giants	W, 40-13	70,581
[WEEK 3 - BYE WEEK]			
Sept. 22	Pittsburgh Steelers	W, 30-21	73,016
Sept. 28	at Washington	L, 24-12	74,421
Oct. 5	Cincinnati Bengals	W, 21-13	67,128
Oct. 12	Philadelphia Eagles	W, 38-21	69,150
Oct. 19	at Dallas Cowboys	L, 26-22	64,464
Oct. 26	at Pittsburgh Steelers	L, 23-17 (OT)	57,011
Nov. 2	at Tennessee Oilers	W, 30-24	27,208
Nov. 9	Kansas City Chiefs	W, 24-10	70,444
Nov. 16	Tennessee Oilers	W, 17-9	70,070
Nov. 23	at Cincinnati Bengals	L, 31-26	55,158
Nov. 30	Baltimore Ravens	W, 29-27	63,712
Dec. 7	New England Patriots	L, 26-20	73,446
Dec. 14	at Buffalo Bills	W, 20-14	41,231
Dec. 21	at Oakland Raiders	W, 20-9	40,032
AFC Wild Card Playoff game			
Dec. 27	at Denver Broncos	L, 42-17	74,481

1998

Record: 11-5 (.688) • **Home:** 7-1 (.875) • **Away:** 4-4 (.500)
 1st AFC Central • **vs. Division:** 6-2 (.750) • **vs. Conference:** 8-4 (.667)
Head Coach: Tom Coughlin

Date	Opponent	Result	Attendance
Sept. 6	at Chicago Bears	W, 24-23	55,614
Sept. 13	Kansas City Chiefs	W, 21-16	69,821
Sept. 20	Baltimore Ravens	W, 24-10	67,069
Sept. 27	at Tennessee Oilers	W, 27-22	34,656
[WEEK 5 - BYE WEEK]			
Oct. 12	Miami Dolphins	W, 28-21	74,051
Oct. 18	at Buffalo Bills	L, 17-16	77,635
Oct. 25	at Denver Broncos	L, 37-24	75,217
Nov. 1	at Baltimore Ravens	W, 45-19	68,915
Nov. 8	Cincinnati Bengals	W, 24-11	67,040
Nov. 15	Tampa Bay Buccaneers	W, 29-24	72,974
Nov. 22	at Pittsburgh Steelers	L, 30-15	59,124
Nov. 29	at Cincinnati Bengals	W, 34-17	55,432
Dec. 6	Detroit Lions	W, 37-22	70,717
Dec. 13	Tennessee Oilers	L, 16-13	65,657
Dec. 20	at Minnesota Vikings	L, 50-10	64,363
Dec. 28	Pittsburgh Steelers	W, 21-3	74,143

AFC Wild Card game

Jan. 3 New England Patriots W, 25-10 71,139

AFC Divisional game

Jan. 10 at New York Jets L, 34-24 78,817

1999

Record: 14-2 (.875) • **Home:** 7-1 (.875) • **Away:** 7-1 (.875)
 1st AFC Central • **vs. Division:** 8-2 (.800) • **vs. Conference:** 10-2 (.833)
Head Coach: Tom Coughlin

Date	Opponent	Result	Attendance
Sept. 12	San Francisco 49ers	W, 41-3	68,678
Sept. 19	at Carolina Panthers	W, 22-20	64,261
Sept. 26	Tennessee Titans	L, 20-19	61,502
Oct. 3	at Pittsburgh Steelers	W, 17-3	57,308
Oct. 11	at New York Jets	W, 16-6	78,216
Oct. 17	Cleveland Browns	W, 24-7	62,047
[WEEK 7 - BYE WEEK]			
Oct. 31	at Cincinnati Bengals	W, 41-10	49,138
Nov. 7	at Atlanta Falcons	W, 30-7	68,466
Nov. 14	Baltimore Ravens	W, 6-3	67,391
Nov. 21	New Orleans Saints	W, 41-23	69,772
Nov. 28	at Baltimore Ravens	W, 30-23	68,428
Dec. 2	Pittsburgh Steelers	W, 20-6	68,806
Dec. 13	Denver Broncos	W, 27-24	71,357
Dec. 19	at Cleveland Browns	W, 24-14	72,038
Dec. 26	at Tennessee Titans	L, 41-14	66,641
Jan. 2	Cincinnati Bengals	W, 24-7	70,532

AFC Divisional game

Jan. 15 Miami Dolphins W, 62-7 75,173

AFC Championship game

Jan. 23 Tennessee Titans L, 33-14 75,206

2000

Record: 7-9 (.438) • **Home:** 4-4 (.500) • **Away:** 3-5 (.375)
 4th AFC Central • **vs. Division:** 5-5 (.500) • **vs. Conference:** 5-7 (.417)
Head Coach: Tom Coughlin

Date	Opponent	Result	Attendance
Sept. 3	at Cleveland Browns	W, 27-7	72,418
Sept. 10	at Baltimore Ravens	L, 39-36	68,843
Sept. 17	Cincinnati Bengals	W, 13-0	45,653
Sept. 25	at Indianapolis Colts	L, 43-14	56,816
Oct. 1	Pittsburgh Steelers	L, 24-13	64,351
Oct. 8	Baltimore Ravens	L, 15-10	65,194
Oct. 16	at Tennessee Titans	L, 27-13	68,498
Oct. 22	Washington	L, 35-16	69,061
Oct. 29	at Dallas Cowboys	W, 23-17 (OT)	63,554
[WEEK 10 - BYE WEEK]			
Nov. 12	Seattle Seahawks	L, 28-21	68,063
Nov. 19	at Pittsburgh Steelers	W, 34-24	50,925



YEAR-BY-YEAR RESULTS

Nov. 26	Tennessee Titans	W, 16-13	65,454
Dec. 3	Cleveland Browns	W, 48-0	51,262
Dec. 10	Arizona Cardinals	W, 44-10	53,472
Dec. 17	at Cincinnati Bengals	L, 17-14	50,469
Dec. 23	at New York Giants	L, 28-15	77,924

2001

Record: 6-10 (.375) • Home: 3-5 (.375) • Away: 3-5 (.375)
5th AFC Central • vs. Division: 5-5 (.500) • vs. Conference: 5-8 (.385)
Head Coach: Tom Coughlin

Date	Opponent	Result	Attendance
Sept. 9	Pittsburgh Steelers	W, 21-3	63,785
Sept. 23	Tennessee Titans	W, 13-6	65,994
Sept. 30	Cleveland Browns	L, 23-14	57,875
Oct. 7	at Seattle Seahawks	L, 24-15	54,524
[WEEK 5 - BYE WEEK]			
Oct. 18	Buffalo Bills	L, 13-10	58,893
Oct. 28	at Baltimore Ravens	L, 18-17	69,439
Nov. 4	at Tennessee Titans	L, 28-24	68,798
Nov. 11	Cincinnati Bengals	W, 30-13	57,161
Nov. 18	at Pittsburgh Steelers	L, 20-7	62,644
Nov. 25	Baltimore Ravens	L, 24-21	53,530
Dec. 3	Green Bay Packers	L, 28-21	66,908
Dec. 9	at Cincinnati Bengals	W, 14-10	44,920
Dec. 16	at Cleveland Browns	W, 15-10	72,818
Dec. 23	at Minnesota Vikings	W, 33-3	64,150
Dec. 30	Kansas City Chiefs	L, 30-26	59,396
Jan. 6	at Chicago Bears	L, 33-13	66,944

• TV blackout

2002

Record: 6-10 (.375) • Home: 3-5 (.375) • Away: 3-5 (.375)
3rd AFC South • vs. Division: 1-5 (.167) • vs. Conference: 4-8 (.333)
Head Coach: Tom Coughlin

Date	Opponent	Result	Attendance
Sept. 8	Indianapolis Colts	L, 28-25	56,595
Sept. 15	at Kansas City Chiefs	W, 23-16	77,934
[WEEK 3 - BYE WEEK]			
Sept. 29	New York Jets	W, 28-3	55,670
Oct. 6	Philadelphia Eagles	W, 28-25	65,005
Oct. 13	at Tennessee Titans	L, 23-14	68,804
Oct. 20	at Baltimore Ravens	L, 17-10	69,173
Oct. 27	Houston Texans	L, 21-19	53,721
Nov. 3	at New York Giants	L, 24-17	78,337
Nov. 10	Washington	W, 26-7	66,665
Nov. 17	at Houston Texans	W, 24-21	69,711
Nov. 24	at Dallas Cowboys	L, 21-19	62,204
Dec. 1	Pittsburgh Steelers	L, 25-23	55,260
Dec. 8	Cleveland Browns	L, 21-20	46,267
Dec. 15	at Cincinnati Bengals	W, 29-15	42,092
Dec. 22	Tennessee Titans	L, 28-10	51,033
Dec. 29	at Indianapolis Colts	L, 20-13	56,755

• TV blackout

2003

Record: 5-11 (.313) • Home: 5-3 (.625) • Away: 0-8 (.000)
3rd AFC South • vs. Division: 2-4 (.333) • vs. Conference: 3-9 (.250)
Head Coach: Jack Del Rio

Date	Opponent	Result	Attendance
Sept. 7	at Carolina Panthers	L, 24-23	72,134
Sept. 14	Buffalo Bills	L, 38-17	58,613
Sept. 21	at Indianapolis Colts	L, 23-13	55,770
Sept. 28	at Houston Texans	L, 24-20	70,041
Oct. 5	San Diego Chargers	W, 27-21	48,954
Oct. 12	Miami Dolphins	L, 24-10	66,437
[WEEK 7 - BYE WEEK]			
Oct. 26	Tennessee Titans	L, 30-17	55,918
Nov. 2	at Baltimore Ravens	L, 24-17	69,486
Nov. 9	Indianapolis Colts	W, 28-23	45,037
Nov. 16	at Tennessee Titans	L, 10-3	68,809
Nov. 23	at New York Jets	L, 13-10	77,614
Nov. 30	Tampa Bay Buccaneers	W, 17-10	60,543
Dec. 7	Houston Texans	W, 27-0	43,363
Dec. 14	at New England Patriots	L, 27-13	68,436
Dec. 21	New Orleans Saints	W, 20-19	49,207
Dec. 28	at Atlanta Falcons	L, 21-14	70,266

• TV blackout

2004

Record: 9-7 (.563) • Home: 4-4 (.500) • Away: 5-3 (.625)
2nd AFC South • vs. Division: 2-4 (.333) • vs. Conference: 6-6 (.500)
Head Coach: Jack Del Rio

Date	Opponent	Result	Attendance
Sept. 12	at Buffalo Bills	W, 13-10	72,389
Sept. 19	Denver Broncos	W, 7-6	69,127
Sept. 26	at Tennessee Titans	W, 15-12	68,932
Oct. 3	Indianapolis Colts	L, 24-17	73,114
Oct. 10	at San Diego Chargers	L, 34-21	52,101
Oct. 17	Kansas City Chiefs	W, 22-16	66,413
Oct. 24	at Indianapolis Colts	W, 27-24	56,615
Oct. 31	at Houston Texans	L, 20-6	70,502
[WEEK 9 - BYE WEEK]			
Nov. 14	Detroit Lions	W, 23-17 (OT)	66,431
Nov. 21	Tennessee Titans	L, 18-15	69,703
Nov. 28	at Minnesota Vikings	L, 27-16	64,004
Dec. 5	Pittsburgh Steelers	L, 17-16	76,877
Dec. 12	Chicago Bears	W, 22-3	67,572
Dec. 19	at Green Bay Packers	W, 28-25	70,437
Dec. 26	Houston Texans	L, 21-0	66,227
Jan. 2	at Oakland Raiders	W, 13-6	41,112

• TV blackout

2005

Record: 12-4 (.750) • Home: 6-2 (.750) • Away: 6-2 (.750)
2nd AFC South • vs. Division: 4-2 (.667) • vs. Conference: 9-3 (.750)
Head Coach: Jack Del Rio

Date	Opponent	Result	Attendance
Sept. 11	Seattle Seahawks	W, 26-14	65,204
Sept. 18	at Indianapolis Colts	L, 10-3	56,460
Sept. 25	at New York Jets	W, 26-20 (OT)	77,422
Oct. 2	Denver Broncos	L, 20-7	66,045
Oct. 9	Cincinnati Bengals	W, 23-20	66,137
Oct. 16	at Pittsburgh Steelers	W, 23-17 (OT)	63,891
[WEEK 7 - BYE WEEK]			
Oct. 30	at St. Louis Rams	L, 24-21	65,251
Nov. 6	Houston Texans	W, 21-14	64,613
Nov. 13	Baltimore Ravens	W, 30-3	66,107
Nov. 20	at Tennessee Titans	W, 31-28	69,149
Nov. 27	at Arizona Cardinals	W, 24-17	37,198
Dec. 4	at Cleveland Browns	W, 20-14	70,941
Dec. 11	Indianapolis Colts	L, 26-18	67,164
Dec. 18	San Francisco 49ers	W, 10-9	64,764
Dec. 24	at Houston Texans	W, 30-20	70,025
Jan. 1	Tennessee Titans	W, 40-13	64,485

AFC Wild Card game

Jan. 7	at New England Patriots	L, 28-3	68,756
--------	-------------------------	---------	--------

2006

Record: 8-8 (.500) • Home: 6-2 (.750) • Away: 2-6 (.250)
3rd AFC South • vs. Division: 2-4 (.333) • vs. Conference: 5-7 (.417)
Head Coach: Jack Del Rio

Date	Opponent	Result	Attendance
Sept. 10	Dallas Cowboys	W, 24-17	67,164
Sept. 18	Pittsburgh Steelers	W, 9-0	67,164
Sept. 24	at Indianapolis Colts	L, 21-14	57,041
Oct. 1	at Washington	L, 36-30 (OT)	89,450
Oct. 8	New York Jets	W, 41-0	66,604
[WEEK 6 - BYE WEEK]			
Oct. 22	at Houston Texans	L, 27-7	70,035
Oct. 29	at Philadelphia Eagles	W, 13-6	69,249
Nov. 5	Tennessee Titans	W, 37-7	66,524
Nov. 12	Houston Texans	L, 13-10	65,918
Nov. 20	New York Giants	W, 26-10	67,164
Nov. 26	at Buffalo Bills	L, 27-24	63,608
Dec. 3	at Miami Dolphins	W, 24-10	73,160
Dec. 10	Indianapolis Colts	W, 44-17	67,164
Dec. 17	at Tennessee Titans	L, 24-17	69,143
Dec. 24	New England Patriots	L, 24-21	67,164
Dec. 31	at Kansas City Chiefs	L, 35-30	77,500



YEAR-BY-YEAR RESULTS

2007

Record: 11-5 (.688) • Home: 6-2 (.750) • Away: 5-3 (.625)
2nd AFC South • vs. Division: 2-4 (.333) • vs. Conference: 8-4 (.667)
Head Coach: Jack Del Rio

Date	Opponent	Result	Attendance
Sept. 9	Tennessee Titans	L, 13-10	65,437
Sept. 16	at Atlanta Falcons	W, 13-7	61,821
Sept. 23	at Denver Broncos	W, 23-14	76,463
[WEEK 4 - BYE WEEK]			
Oct. 7	at Kansas City Chiefs	W, 17-7	76,917
Oct. 14	Houston Texans	W, 37-17	63,715
Oct. 22	Indianapolis Colts	L, 29-7	67,164
Oct. 28	at Tampa Bay Buccaneers	W, 24-23	65,133
Nov. 4	at New Orleans Saints	L, 41-24	70,009
Nov. 11	at Tennessee Titans	W, 28-13	69,143
Nov. 18	San Diego Chargers	W, 24-17	66,732
Nov. 25	Buffalo Bills	W, 36-14	64,546
Dec. 2	at Indianapolis Colts	L, 28-25	57,302
Dec. 9	Carolina Panthers	W, 37-6	66,090
Dec. 16	at Pittsburgh Steelers	W, 29-22	58,793
Dec. 23	Oakland Raiders	W, 49-11	66,905
Dec. 30	at Houston Texans	L, 42-28	70,660

Jan. 5 at Pittsburgh Steelers W, 31-29 63,629

Jan. 12 at New England Patriots L, 31-20 68,756

• TV blackout

2008

Record: 5-11 (.313) • Home: 2-6 (.250) • Away: 3-5 (.375)
4th AFC South • vs. Division: 2-4 (.333) • vs. Conference: 3-9 (.250)
Head Coach: Jack Del Rio

Date	Opponent	Result	Attendance
Sept. 7	at Tennessee Titans	L, 17-20	69,143
Sept. 14	Buffalo Bills	L, 20-16	65,167
Sept. 21	at Indianapolis Colts	W, 23-21	65,938
Sept. 28	Houston Texans	W, 30-27 (OT)	64,061
Oct. 5	Pittsburgh Steelers	L, 26-21	65,908
Oct. 12	at Denver Broncos	W, 24-17	75,674
[WEEK 7 - BYE WEEK]			
Oct. 26	Cleveland Browns	L, 23-17	64,775
Nov. 2	at Cincinnati Bengals	L, 21-19	64,238
Nov. 9	at Detroit Lions	W, 38-14	52,631
Nov. 16	Tennessee Titans	L, 24-14	65,258
Nov. 23	Minnesota Vikings	L, 30-12	65,064
Dec. 1	at Houston Texans	L, 30-17	70,809
Dec. 7	at Chicago Bears	L, 23-10	61,736
Dec. 14	Green Bay Packers	W, 20-16	65,457
Dec. 18	Indianapolis Colts	L, 31-24	65,648
Dec. 28	at Baltimore Ravens	L, 27-7	71,366

2009

Record: 7-9 (.438) • Home: 5-3 (.625) • Away: 2-6 (.250)
4th AFC South • vs. Division: 3-3 (.500) • vs. Conference: 6-6 (.500)
Head Coach: Jack Del Rio

Date	Opponent	Result	Attendance
Sept. 13	at Indianapolis Colts	L, 14-12	65,757
Sept. 20	Arizona Cardinals	L, 31-17	46,520
Sept. 27	at Houston Texans	W, 31-24	70,083
Oct. 4	Tennessee Titans	W, 37-17	49,014
Oct. 11	at Seattle Seahawks	L, 41-0	67,228
Oct. 18	St. Louis Rams	W, 23-20 (OT)	42,088
[WEEK 7 - BYE WEEK]			
Nov. 1	at Tennessee Titans	L, 30-13	69,143
Nov. 8	Kansas City Chiefs	W, 24-21	45,546
Nov. 15	at New York Jets	W, 24-22	76,313
Nov. 22	Buffalo Bills	W, 18-15	47,757
Nov. 29	at San Francisco 49ers	L, 20-3	69,732
Dec. 6	Houston Texans	W, 23-18	42,079
Dec. 13	Miami Dolphins	L, 14-10	60,457
Dec. 17	Indianapolis Colts	L, 35-31	63,753
Dec. 27	at New England Patriots	L, 35-7	68,756
Jan. 3	at Cleveland Browns	L, 23-17	66,935

• TV blackout

2010

Record: 8-8 (.500) • Home: 5-3 (.625) • Away: 3-5 (.375)
2nd AFC South • vs. Division: 3-3 (.500) • vs. Conference: 7-5 (.583)
Head Coach: Jack Del Rio

Date	Opponent	Result	Attendance
Sept. 12	Denver Broncos	W, 24-17	63,636
Sept. 19	at San Diego Chargers	L, 38-13	62,691
Sept. 26	Philadelphia Eagles	L, 28-3	63,256
Oct. 3	Indianapolis Colts	W, 31-28	63,111
Oct. 10	at Buffalo Bills	W, 36-26	58,304
Oct. 18	Tennessee Titans	L, 30-3	63,625
Oct. 24	at Kansas City Chiefs	L, 42-20	69,105
Oct. 31	at Dallas Cowboys	W, 35-17	81,395
[WEEK 9 - BYE WEEK]			
Nov. 14	Houston Texans	W, 31-24	62,340
Nov. 21	Cleveland Browns	W, 24-20	62,254
Nov. 28	at New York Giants	L, 24-20	78,533
Dec. 5	at Tennessee Titans	W, 17-6	69,143
Dec. 12	Oakland Raiders	W, 38-31	62,570
Dec. 18	at Indianapolis Colts	L, 34-24	67,147
Dec. 26	Washington	L, 20-17 (OT)	63,470
Jan. 2	at Houston Texans	L, 34-17	71,023

2011

Record: 5-11 (.313) • Home: 4-4 (.500) • Away: 1-7 (.125)
3rd AFC South • vs. Division: 3-3 (.500) • vs. Conference: 4-8 (.333)
Head Coach: Jack Del Rio (3-8, .273)

Date	Opponent	Result	Attendance
Sept. 11	Tennessee Titans	W, 16-14	61,619
Sept. 19	at New York Jets	L, 32-3	78,834
Sept. 26	at Carolina Panthers	L, 16-10	71,704
Oct. 2	New Orleans Saints	L, 23-10	62,471
Oct. 9	Cincinnati Bengals	L, 30-20	61,799
Oct. 16	at Pittsburgh Steelers	L, 17-13	62,934
Oct. 24	Baltimore Ravens	W, 12-7	62,976
Oct. 30	at Houston Texans	L, 24-14	71,412
[WEEK 9 - BYE WEEK]			
Nov. 13	at Indianapolis Colts	W, 17-3	64,619
Nov. 20	at Cleveland Browns	L, 14-10	63,498
Nov. 27	Houston Texans	L, 20-13	62,004

Head Coach: Mel Tucker (2-3, .400)

Dec. 5	San Diego Chargers	L, 38-14	62,743
Dec. 11	Tampa Bay Buccaneers	W, 41-14	62,562
Dec. 15	at Atlanta Falcons	L, 41-14	68,856
Dec. 24	at Tennessee Titans	L, 23-17	69,143
Jan. 1	Indianapolis Colts	W, 19-13	62,481

2012

Record: 2-14 (.125) • Home: 1-7 (.125) • Away: 1-7 (.125)
4th AFC South • vs. Division: 2-4 (.333) • vs. Conference: 2-10 (.167)
Head Coach: Mike Mularkey

Date	Opponent	Result	Attendance
Sept. 9	at Minnesota Vikings	L, 26-23 (OT)	56,607
Sept. 16	Houston Texans	L, 27-7	62,907
Sept. 23	at Indianapolis Colts	W, 22-17	63,536
Sept. 30	Cincinnati Bengals	L, 27-10	63,030
Oct. 7	Chicago Bears	L, 41-3	67,012
[WEEK 6 - BYE WEEK]			
Oct. 21	at Oakland Raiders	L, 26-23 (OT)	51,634
Oct. 28	at Green Bay Packers	L, 24-15	70,464
Nov. 4	Detroit Lions	L, 31-14	63,050
Nov. 8	Indianapolis Colts	L, 27-10	63,272
Nov. 18	at Houston Texans	L, 43-37 (OT)	71,676
Nov. 25	Tennessee Titans	W, 24-19	63,323
Dec. 2	at Buffalo Bills	L, 34-18	53,971
Dec. 9	New York Jets	L, 17-10	67,027
Dec. 16	at Miami Dolphins	L, 24-3	53,667
Dec. 23	New England Patriots	L, 23-16	70,251
Dec. 30	at Tennessee Titans	L, 38-20	69,143

2013

Record: 4-12 (.250) • Home: 1-7 (.125) • Away: 3-5 (.375)
3rd AFC South • vs. Division: 3-3 (.500) • vs. Conference: 4-8 (.333)
Head Coach: Gus Bradley

Date	Opponent	Result	Attendance
Sept. 8	Kansas City Chiefs	L, 28-2	59,416



YEAR-BY-YEAR RESULTS

Sept. 15	at	Oakland Raiders	L, 19-9	49,400
Sept. 22	at	Seattle Seahawks	L, 45-17	68,087
Sept. 29		Indianapolis Colts	L, 37-3	59,695
Oct. 6	at	St. Louis Rams	L, 34-20	54,266
Oct. 13	at	Denver Broncos	L, 35-19	76,862
Oct. 20		San Diego Chargers	L, 24-6	59,550
Oct. 27		San Francisco 49ers*	L, 42-10	83,559
[WEEK 9 - BYE WEEK]				
Nov. 10	at	Tennessee Titans	W, 29-27	69,143
Nov. 17		Arizona Cardinals	L, 27-14	59,862
Nov. 24	at	Houston Texans	W, 13-6	71,659
Dec. 1	at	Cleveland Browns	W, 32-28	69,654
Dec. 5		Houston Texans	W, 27-20	60,414
Dec. 15		Buffalo Bills	L, 27-20	60,085
Dec. 22		Tennessee Titans	L, 20-16	60,559
Dec. 29	at	Indianapolis Colts	L, 30-10	66,008

* Wembley Stadium in London, U.K.

2014

Record: 3-13 (.188) • **Home:** 3-5 (.375) • **Away:** 0-8 (.000)
3rd AFC South • **vs. Division:** 1-5 (.167) • **vs. Conference:** 2-10 (.167)
Head Coach: Gus Bradley

Date	Opponent	Result	Attendance	
Sept. 7	at Philadelphia Eagles	L, 34-17	69,596	
Sept. 14	at Washington	L, 41-10	80,037	
Sept. 21	Indianapolis Colts	L, 44-17	60,601	
Sept. 28	at San Diego Chargers	L, 33-14	56,553	
Oct. 5	Pittsburgh Steelers	L, 17-9	66,198	
Oct. 12	at Tennessee Titans	L, 16-14	69,143	
Oct. 19	Cleveland Browns	W, 24-6	61,341	
Oct. 26	Miami Dolphins	L, 27-13	65,633	
Nov. 2	at Cincinnati Bengals	L, 33-23	60,057	
Nov. 9	Dallas Cowboys*	L, 31-17	83,603	
[WEEK 11 - BYE WEEK]				
Nov. 23	at Indianapolis Colts	L, 23-3	64,328	
Nov. 30	New York Giants	W, 25-24	64,687	
Dec. 7	Houston Texans	L, 27-13	61,070	
Dec. 14	at Baltimore Ravens	L, 20-12	70,801	
Dec. 18	Tennessee Titans	W, 21-13	61,202	
Dec. 28	at Houston Texans	L, 23-17	71,777	

* Wembley Stadium in London, U.K.

2015

Record: 5-11 (.313) • **Home:** 4-4 (.500) • **Away:** 1-7 (.125)
3rd AFC South • **vs. Division:** 2-4 (.333) • **vs. Conference:** 5-7 (.417)
Head Coach: Gus Bradley

Date	Opponent	Result	Attendance	
Sept. 13	Carolina Panthers	L, 20-9	60,733	
Sept. 20	Miami Dolphins	W, 23-20	65,443	
Sept. 27	at New England Patriots	L, 51-17	66,829	
Oct. 4	at Indianapolis Colts	L, 16-13 (OT)	65,609	
Oct. 11	at Tampa Bay Buccaneers	L, 38-17	58,490	
Oct. 18	Houston Texans	L, 31-20	58,085	
Oct. 25	Buffalo Bills*	W, 34-31	84,021	
[WEEK 8 - BYE WEEK]				
Nov. 8	at New York Jets	L, 28-23	78,160	
Nov. 15	at Baltimore Ravens	W, 22-20	70,837	
Nov. 19	Tennessee Titans	W, 19-13	60,121	
Nov. 29	San Diego Chargers	L, 31-25	59,477	
Dec. 6	at Tennessee Titans	L, 42-39	57,355	
Dec. 13	Indianapolis Colts	W, 51-16	62,372	
Dec. 20	Atlanta Falcons	L, 23-17	64,016	
Dec. 27	at New Orleans Saints	L, 38-27	73,064	
Jan. 3	at Houston Texans	L, 30-6	71,899	

* Wembley Stadium in London, U.K.

2016

Record: 3-13 (.188) • **Home:** 2-6 (.250) • **Away:** 1-7 (.125)
4th AFC South • **vs. Division:** 2-4 (.333) • **vs. Conference:** 2-10 (.167)

Head Coach: Gus Bradley (2-12, .143)

Date	Opponent	Result	Attendance	
Sept. 11	Green Bay Packers	L, 27-23	63,179	
Sept. 18	at San Diego Chargers	L, 38-14	52,165	
Sept. 25	Baltimore Ravens	L, 19-17	60,127	
Oct. 2	Indianapolis Colts*	W, 30-27	83,764	
[WEEK 5 - BYE WEEK]				
Oct. 16	at Chicago Bears	W, 17-16	61,054	
Oct. 23	Oakland Raiders	L, 33-16	62,614	

Oct. 27	at	Tennessee Titans	L, 36-22	61,619
Nov. 6	at	Kansas City Chiefs	L, 10-14	73,294
Nov. 13		Houston Texans	L, 24-21	62,091
Nov. 20	at	Detroit Lions	L, 26-19	61,486
Nov. 27	at	Buffalo Bills	L, 28-21	67,849
Dec. 4		Denver Broncos	L, 20-10	63,075
Dec. 11		Minnesota Vikings	L, 25-16	62,701
Dec. 18	at	Houston Texans	L, 21-20	71,803

Head Coach: Doug Marrone (1-1, .500)

Dec. 24	Tennessee Titans	W, 38-17	59,621
Jan. 1	at Indianapolis Colts	L, 24-20	65,160

* Wembley Stadium in London, U.K.

2017

Record: 10-6 (.625) • **Home:** 6-2 (.750) • **Away:** 4-4 (.500)
1st AFC South • **vs. Division:** 4-2 (.667) • **vs. Conference:** 9-3 (.750)
Head Coach: Doug Marrone

Date	Opponent	Result	Attendance	
Sept. 10	at Houston Texans	W, 29-7	71,710	
Sept. 17	Tennessee Titans	L, 37-16	61,709	
Sept. 24	Baltimore Ravens*	W, 44-7	84,592	
Oct. 1	at New York Jets	L, 23-20 (OT)	77,562	
Oct. 8	at Pittsburgh Steelers	W, 30-9	66,237	
Oct. 15	Los Angeles Rams	L, 27-17	56,232	
Oct. 22	at Indianapolis Colts	W, 27-0	63,104	
[WEEK 8 - BYE WEEK]				
Nov. 5	Cincinnati Bengals	W, 23-7	60,720	
Nov. 12	Los Angeles Chargers	W, 20-17 (OT)	60,835	
Nov. 19	at Cleveland Browns	W, 19-7	57,003	
Nov. 26	at Arizona Cardinals	L, 27-24	63,891	
Dec. 3	Indianapolis Colts	W, 30-10	61,207	
Dec. 10	Seattle Seahawks	W, 30-24	64,431	
Dec. 17	Houston Texans	W, 45-7	64,701	
Dec. 24	at San Francisco 49ers	L, 44-33	70,133	
Dec. 31	at Tennessee Titans	L, 15-10	65,501	

AFC Wild Card Playoff game			
Jan. 7	Buffalo Bills	W, 10-7	69,442

AFC Divisional Playoff game			
Jan. 14	at Pittsburgh Steelers	W, 45-42	64,524

AFC Championship game			
Jan. 21	at New England Patriots	L, 24-20	65,878



YEAR-BY-YEAR RESULTS

2018

Record: 5-11 (.313) • **Home:** 3-5 (.375) • **Away:** 2-6 (.250)
4th AFC South • **vs. Division:** 1-5 (.167) • **vs. Conference:** 4-8 (.333)
Head Coach: Doug Marrone

Date	Opponent	Result	Attendance
Sept. 9	at New York Giants	W, 20-15	77,992
Sept. 16	New England Patriots	W, 31-20	68,527
Sept. 23	Tennessee Titans	L, 9-6	64,015
Sept. 2	New York Jets	W, 31-12	65,353
Oct. 7	at Kansas City Chiefs	L, 30-14	75,289
Oct. 14	at Dallas Cowboys	L, 40-7	90,767
Oct. 21	Houston Texans	L, 20-7	66,534
Oct. 28	Philadelphia Eagles*	L, 24-18	85,870
[WEEK 9 - BYE WEEK]			
Nov. 11	at Indianapolis Colts	L, 29-26	57,473
Nov. 18	Pittsburgh Steelers	L, 20-16	67,683
Nov. 25	at Buffalo Bills	L, 24-21	57,799
Dec. 2	Indianapolis Colts	W, 6-0	67,030
Dec. 6	at Tennessee Titans	L, 30-9	60,344
Dec. 16	Washington	L, 16-13	67,577
Dec. 23	at Miami Dolphins	W, 17-7	65,798
Dec. 30	at Houston Texans	L, 20-3	71,848

* Wembley Stadium in London, U.K.

2019

Record: 6-10 (.375) • **Home:** 3-5 (.375) • **Away:** 3-5 (.375)
4th AFC South • **vs. Division:** 2-4 (.333) • **vs. Conference:** 6-6 (.500)
Head Coach: Doug Marrone

Date	Opponent	Result	Attendance
Sept. 8	Kansas City Chiefs	L, 40-26	60,157
Sept. 15	at Houston Texans	L, 13-12	71,651
Sept. 19	Tennessee Titans	W, 20-7	58,613
Sept. 29	at Denver Broncos	W, 26-24	76,219
Oct. 6	at Carolina Panthers	L, 34-27	72,762
Oct. 13	New Orleans Saints	L, 13-6	64,341
Oct. 20	at Cincinnati Bengals	W, 27-17	42,784
Oct. 27	New York Jets	L, 29-15	57,833
Nov. 3	Houston Texans*	L, 26-3	84,771
[WEEK 10 - BYE WEEK]			
Nov. 17	at Indianapolis Colts	L, 33-13	61,986
Nov. 24	at Tennessee Titans	L, 42-20	60,926
Dec. 1	Tampa Bay Buccaneers	L, 28-11	62,633
Dec. 8	Los Angeles Chargers	L, 45-10	57,866
Dec. 15	at Oakland Raiders	W, 20-16	52,788
Dec. 22	at Atlanta Falcons	L, 24-12	70,873
Dec. 29	Indianapolis Colts	W, 38-20	58,472

* Wembley Stadium in London, U.K.

2020 SCHEDULE

Head Coach: Doug Marrone

Date	Opponent	Result	Attendance
Sept. 13	Indianapolis	W, 27-20	14,100
Sept. 20	at Tennessee	L, 33-30	0
Sept. 24	Miami	L, 31-13	16,563
Oct. 4	at Cincinnati	L, 33-25	6,243
Oct. 11	at Houston	L, 30-14	12,413
Oct. 18	Detroit	L, 34-16	14,513
Oct. 25	at Los Angeles Chargers	L, 39-29	0
Nov. 8	Houston	L, 27-25	15,668
Nov. 15	at Green Bay	L, 24-20	0
Nov. 22	Pittsburgh	L, 27-3	17,244
Nov. 29	Cleveland	L, 27-25	15,926
Dec. 6	at Minnesota	L, 27-24	0
Dec. 13	Tennessee	L, 31-10	15,896
Dec. 20	at Baltimore	L, 40-14	0
Dec. 27	Chicago	L, 41-17	17,445
Jan. 3	at Indianapolis	L, 28-14	9,976

2021

Record: 3-14 (.176) • **Home:** 2-6 (.250) • **Away:** 0-8 (0.0)
4th AFC South • **vs. Division:** 1-5 (.167) • **vs. Conference:** 2-10 (.166)
Head Coach: Urban Meyer (14 games)/Darrell Bevell (3 games)

Date	Opponent	Result	Attendance
Sept. 12	at Houston	L, 37-21	68,105
Sept. 19	Denver	L, 23-13	58,461
Sept. 26	Arizona	L, 31-19	58,012
Sept. 30	at Cincinnati	L, 24-21	63,198
Oct. 10	Tennessee	L, 37-19	58,282
Oct. 17	Miami	W, 23-20	60,784
[WEEK 7 - BYE WEEK]			
Oct. 31	at Seattle	L, 31-7	67,243
Nov. 7	Buffalo	W, 9-6	63,110
Nov. 14	at Indianapolis	L, 23-17	60,622
Nov. 21	San Francisco	L, 30-10	60,268
Nov. 28	Atlanta	L, 21-14	60,031
Dec. 5	at Los Angeles Rams	L, 37-7	70,801
Dec. 12	at Tennessee	L, 20-0	67,808
Dec. 19	Houston	L, 30-16	60,252
Dec. 26	at New York Jets	L, 26-21	67,120
Jan. 2	at New England Patriots	L, 50-10	65,878
Jan. 9	Indianapolis	W, 26-11	60,516

2022 REGULAR SEASON SCHEDULE

Head Coach: Doug Pederson

Date	Opponent	Time	Network
Sept. 11	at Washington	1 p.m.	FOX
Sept. 18	Indianapolis	1 p.m.	CBS
Sept. 25	at Los Angeles	4:05 p.m.	CBS
Oct. 2	at Philadelphia	1 p.m.	CBS
Oct. 9	Houston	1 p.m.	CBS
Oct. 16	at Indianapolis	1 p.m.	CBS
Oct. 23	New York Giants	1 p.m.	FOX
Oct. 30	Denver	9:30 a.m.	ESPN+
Nov. 6	vs. Las Vegas	1 p.m.	CBS
Nov. 13	at Kansas City	1 p.m.	CBS
[WEEK 11 - BYE WEEK]			
Nov. 27	Baltimore	1 p.m.	CBS
Dec. 4	at Detroit	1 p.m.	FOX
Dec. 11	at Tennessee	1 p.m.	CBS
Dec. 18	Dallas	1 p.m.	FOX
Dec. 22	at New York Jets	8:15 p.m.	Prime Video
Jan. 1	at Houston	1 p.m.	CBS
Jan. 7/8	Tennessee	TBD	TBD

2022 SCHEDULE NOTES

- The Jaguars will travel 25,534 miles during the 2022 season, the third-most miles traveled by any NFL team, according to Bill Speros of the Boston Herald. The team's trip to London is the longest of the season (4,250) followed by Los Angeles (2,153).
- The Jaguars will be on the road for three of their first four regular season games.
- Coach Pederson will make his Jaguars regular season head coaching debut at the Washington Commanders in Week 1 on September 11. The season opener marks Jacksonville's fourth time playing at Washington in franchise history and its first time opening the season against the Commanders. It will be the Jaguars' first time opening on the road against an NFC opponent since 2018 when they defeated the New York Giants, 20-15.
- Pederson accumulated a 6-4 record against the Commanders in his five seasons as head coach in Philadelphia (2016-20) and posted a 3-2 record at FedEx Field. With a victory, he would become the second head coach in franchise history (Doug Marrone) to win their first game with the team.
- For the fifth straight season and 15th time in franchise history, the Jaguars will play a Thursday Night Game when they travel to MetLife Stadium in Week 16 against the New York Jets.
- Week 16 marks the third time in franchise history that the Jaguars have played a Thursday Night Game in Week 16 or later and second time Jacksonville has played in a prime-time game against the Jets. On Oct. 11, 1999, the Jaguars defeated the New York Jets, 16-6, on Monday Night Football.



SERIES RESULTS

ARIZONA CARDINALS

Head Coach: Kliff Kingsbury (since 2019 • 24-24-1, .500)
Stadium: State Farm Stadium (since 2006 • 63,400)

Regular Season Series: 2-4 (.333) **Home Record:** 1-3 (.250)
Postseason Series: 0-0 (.000) **Road Record:** 1-1 (.500)

Date	Location	Result	Attendance
Sept. 26, 2021	Jacksonville	L, 31-19	58,012
Nov. 26, 2017	Arizona	L, 27-24	63,891
Nov. 17, 2013	Jacksonville	L, 27-14	59,862
Sept. 20, 2009	Jacksonville	L, 31-17	46,520
Nov. 27, 2005	Arizona	W, 24-17	37,198
Dec. 10, 2000	Jacksonville	W, 44-10	53,472



ATLANTA FALCONS

Head Coach: Arthur Smith (since 2020 • 7-10, .412)
Stadium: Mercedes-Benz Stadium (since 2017 • 71,000)

Regular Season Series: 3-5 (.375) **Home Record:** 2-2 (.667)
Postseason Series: 0-0 (.000) **Road Record:** 1-3 (.250)

Date	Location	Result	Attendance
Nov. 28, 2021	Jacksonville	L, 21-14	60,031
Dec. 22, 2019	Atlanta	L, 24-12	70,873
Dec. 20, 2015	Jacksonville	L, 23-17	64,016
Dec. 15, 2011	Atlanta	L, 41-14	68,856
Sept. 16, 2007	Jacksonville	W, 13-7	61,821
Dec. 28, 2003	Atlanta	L, 21-14	70,266
Nov. 7, 1999	Atlanta	W, 30-7	68,466
Dec. 22, 1996	Jacksonville	W, 19-17	71,449



BALTIMORE RAVENS

Head Coach: John Harbaugh (since 2008 • 129-79, .620)
Stadium: M&T Bank Stadium (since 1998 • 71,008)

Regular Season Series: 12-10 (.545) **Home Record:** 7-3 (.700)
Postseason Series: 0-0 (.000) **Road Record:** 5-7 (.417)

Date	Location	Result	Attendance
Dec. 20, 2020	Baltimore	L, 40-14	0
Sept. 24, 2017	London	W, 44-7	84,592
Sept. 25, 2016	Jacksonville	L, 19-17	60,127
Nov. 15, 2015	Baltimore	W, 22-20	70,837
Dec. 14, 2014	Baltimore	L, 20-12	70,801
Oct. 24, 2011	Jacksonville	W, 12-7	62,976
Dec. 28, 2008	Baltimore	L, 27-7	71,366
Nov. 13, 2005	Jacksonville	W, 30-3	66,107
Nov. 2, 2003	Baltimore	L, 24-17	69,486
Oct. 20, 2002	Baltimore	L, 17-10	69,173
Nov. 25, 2001	Jacksonville	L, 24-21	53,530
Oct. 28, 2001	Baltimore	L, 18-17	69,439
Oct. 8, 2000	Jacksonville	L, 15-10	65,194
Sept. 10, 2000	Baltimore	L, 39-36	68,843
Nov. 28, 1999	Baltimore	W, 30-23	68,428
Nov. 14, 1999	Jacksonville	W, 6-3	67,391
Nov. 1, 1998	Baltimore	W, 45-19	68,915
Sept. 20, 1998	Jacksonville	W, 24-10	67,069
Nov. 30, 1997	Jacksonville	W, 29-27	63,712
Aug. 31, 1997	Baltimore	W, 28-27	61,018
Nov. 24, 1996	Baltimore	W, 28-25 (OT)	57,384
Nov. 10, 1996	Jacksonville	W, 30-27	64,628



• The Jaguars' 44-7 win against Baltimore in 2017 marked the sixth-largest positive point differential in team history and the largest point differential in Jacksonville's six London games.

• Jacksonville's 28-25 overtime victory against Baltimore (Nov. 24, 1996) was the longest game in team history (three hours, 54 minutes).

• From 1996-2001, the Jaguars posted an 8-4 (.667) record against the Ravens in the AFC Central, winning their first eight contests in the series.

BUFFALO BILLS

Head Coach: Sean McDermott (since 2017 • 49-32, .605)
Stadium: Buffalo Bills Stadium (since 1973 • 71,870)

Regular Season Series: 7-9 (.438) **Home Record:** 4-4 (.500)
Postseason Series: 2-0 (1.000) **Road Record:** 3-5 (.375)



Date	Location	Result	Attendance
Nov. 7, 2021	Jacksonville	W, 9-6	63,110
Nov. 25, 2018	Buffalo	L, 24-21	57,799
Jan. 7, 2018	Jacksonville (WC)	W, 10-7	69,442
Nov. 27, 2016	Buffalo	L, 28-21	67,849
Oct. 25, 2015	London	W, 34-31	84,021
Dec. 15, 2013	Jacksonville	L, 27-20	60,085
Dec. 2, 2012	Buffalo	L, 34-18	53,971
Oct. 10, 2010	Buffalo	W, 36-26	58,304
Nov. 22, 2009	Jacksonville	W, 18-15	47,757
Sept. 14, 2008	Jacksonville	L, 20-16	65,167
Nov. 25, 2007	Jacksonville	W, 36-14	64,546
Nov. 26, 2006	Buffalo	L, 27-24	63,608
Sept. 12, 2004	Buffalo	W, 13-10	72,389
Sept. 14, 2003	Jacksonville	L, 38-17	58,613
Oct. 18, 2001	Jacksonville	L, 13-10	58,893
Oct. 18, 1998	Buffalo	L, 17-26	77,635
Dec. 14, 1997	Buffalo	W, 20-14	41,231
Dec. 28, 1996	Buffalo (WC)	W, 30-27	70,213

• In Week 9 of the 2021 season, the Jaguars defeated the Bills, 9-6, holding the Bills to a season-low in points and rushing yards (72). DE/OLB Josh Allen earned AFC Player of the Week honors after posting 1.0 sack, one INT and one fumble recovery in the victory.

• On Jan. 17, 2018, Jacksonville hosted Buffalo in the Jaguars' first home playoff game since 1999 and defeated the Bills, 10-7. The Bills are one of three NFL teams that the Jaguars have defeated but never lost to in the playoffs, joining Miami (1-0) and Pittsburgh (2-0). Jacksonville hosts Buffalo in Week 10 of the 2021 season.

• The Jaguars earned their first victory in the NFL International Series when they defeated the Bills, 34-31, at London's Wembley Stadium on Oct. 25, 2015.

• Jacksonville has produced 34-plus points on three occasions in the all-time series against Buffalo. The Jaguars have done so at least three times against only two other teams in franchise history (Tennessee - four; Houston - three).

• Jacksonville defeated Buffalo, 30-27, in the AFC Wild Card game on Dec. 28, 1996 at New Era Field, marking the first win of their postseason run to the AFC Championship (lost to New England, 20-6).

CAROLINA PANTHERS

Head Coach: Matt Rhule (since 2020 • 10-23, .303)
Stadium: Bank of America Stadium (since 1996 • 73,778)

Regular Season Series: 3-4 (.429) **Home Record:** 2-1 (.667)
Postseason Series: 0-0 (.000) **Road Record:** 1-3 (.250)

Date	Location	Result	Attendance
Oct. 6, 2019	Carolina	L, 34-27	72,762
Sept. 13, 2015	Jacksonville	L, 20-9	60,733
Sept. 25, 2011	Carolina	L, 16-10	71,704
Dec. 9, 2007	Jacksonville	W, 37-6	66,090
Sept. 7, 2003	Carolina	L, 24-23	72,134
Sept. 19, 1999	Carolina	W, 22-20	64,261
Sept. 29, 1996	Jacksonville	W, 24-14	71,537



• The Jaguars' last win against Carolina was on Dec. 9, 2007 (W, 37-6) at home. That game's 31-point margin of victory is the club's fourth-largest since the start of 2007 and third-largest in team history against an NFC team.

CHICAGO BEARS

Head Coach: Matt Eberflus (since 2022)
Stadium: Soldier Field (since 1926 • 61,500)

Regular Season Series: 3-5 (.375) **Home Record:** 1-3 (.250)
Postseason Series: 0-0 (.000) **Road Record:** 2-2 (.500)

Date	Location	Result	Attendance
Dec. 27, 2020	Jacksonville	L, 41-17	17,445
Oct. 16, 2016	Chicago	W, 17-16	61,054
Oct. 7, 2012	Jacksonville	L, 41-3	67,012
Dec. 7, 2008	Chicago	L, 23-10	61,736
Dec. 12, 2004	Jacksonville	W, 22-3	67,572
Jan. 6, 2002	Chicago	L, 33-13	66,944
Sept. 6, 1998	Chicago	W, 24-23	55,614
Oct. 15, 1995	Jacksonville	L, 30-27	72,020



SERIES RESULTS

CINCINNATI BENGALS



Head Coach: Zac Taylor (since 2019 · 16-32-1, .337)
Stadium: Paul Brown Stadium (since 2000 · 65,515)

Regular Season Series: 13-11 (.542) **Home Record:** 8-3 (.727)
Postseason Series: 0-0 (.000) **Road Record:** 5-8 (.385)

Date	Location	Result	Attendance
Sept. 30, 2021	Cincinnati	L, 24-21	63,198
Oct. 4, 2020	Cincinnati	L, 33-25	6,243
Oct. 10, 2019	Cincinnati	W, 27-17	42,784
Nov. 5, 2017	Jacksonville	W, 23-7	60,720
Nov. 2, 2014	Cincinnati	L, 33-23	60,057
Sept. 30, 2012	Jacksonville	L, 27-10	63,030
Oct. 9, 2011	Jacksonville	L, 30-20	61,799
Nov. 2, 2008	Cincinnati	L, 21-19	64,775
Oct. 9, 2005	Jacksonville	W, 23-20	66,137
Dec. 15, 2002	Cincinnati	W, 29-15	42,092
Dec. 9, 2001	Cincinnati	W, 14-10	44,920
Nov. 11, 2001	Jacksonville	W, 30-13	57,161
Dec. 17, 2000	Cincinnati	L, 17-14	50,469
Sept. 17, 2000	Jacksonville	W, 13-0	45,653
Jan. 2, 2000	Jacksonville	W, 24-7	70,532
Oct. 31, 1999	Cincinnati	W, 41-10	49,138
Nov. 29, 1998	Cincinnati	W, 34-17	55,432
Nov. 8, 1998	Jacksonville	W, 24-11	67,040
Nov. 23, 1997	Cincinnati	L, 31-26	55,158
Oct. 5, 1997	Jacksonville	W, 21-13	67,128
Dec. 1, 1996	Jacksonville	W, 30-27	57,408
Oct. 27, 1996	Cincinnati	L, 28-21	45,890
Nov. 26, 1995	Jacksonville	L, 17-13	68,249
Sept. 10, 1995	Cincinnati	L, 24-17	48,318
Sept. 30, 2021	Cincinnati	L, 24-21	63,198

· Jacksonville's .542 winning percentage against Cincinnati is the team's second-best mark against any opponent in franchise history. The Jaguars' .727 home winning percentage against the Bengals is their best home figure versus any opponent faced at least 10 times at TIAA Bank Field.

· Prior to losing four consecutive games against Cincinnati since 2008, Jacksonville went 11-2 (.846) against the Bengals from Dec. 1, 1996-Oct. 9, 2005, the best head-to-head stretch against any opponent of 10-plus games in franchise history.

· From Nov. 8, 1998-Sept. 17, 2000, the Jaguars won five consecutive games versus Cincinnati, the third-longest winning streak against any opponent in team history (Baltimore - eight games from 1996-99; Cleveland - six games from 1995-2000).

CLEVELAND BROWNS



Head Coach: Kevin Stefanski (since 2020 · 19-14, .576)
Stadium: FirstEnergy Stadium (since 1999 · 67,431)

Regular Season Series: 12-6 (.666) **Home Record:** 5-4 (.555)
Postseason Series: 0-0 (.000) **Road Record:** 7-2 (.778)

Date	Location	Result	Attendance
Nov. 29, 2020	Jacksonville	L, 27-25	15,926
Nov. 19, 2017	Cleveland	W, 19-7	57,003
Oct. 19, 2014	Jacksonville	W, 24-6	61,341
Dec. 1, 2013	Cleveland	W, 32-28	69,654
Nov. 20, 2011	Cleveland	L, 14-10	63,498
Nov. 21, 2010	Jacksonville	W, 24-20	62,254
Jan. 3, 2010	Cleveland	L, 23-17	66,935
Oct. 26, 2008	Jacksonville	L, 23-17	64,775
Dec. 4, 2005	Cleveland	W, 20-14	70,941
Dec. 8, 2002	Jacksonville	L, 21-20	46,267
Dec. 16, 2001	Cleveland	W, 15-10	72,818
Sept. 30, 2001	Jacksonville	L, 23-14	57,875
Dec. 3, 2000	Jacksonville	W, 48-0	51,262
Sept. 3, 2000	Cleveland	W, 27-7	72,418
Dec. 19, 1999	Cleveland	W, 24-14	72,038
Oct. 17, 1999	Jacksonville	W, 24-7	62,047
Dec. 24, 1995	Jacksonville	W, 24-21	66,007
Oct. 22, 1995	Cleveland	W, 23-15	64,405

· Jacksonville's .666 winning percentage against Cleveland is the best figure against any team faced in franchise history. The Jaguars' .750 road winning percentage versus the Browns is the club's best mark against any opponent in team history (min. five games).

· From Oct. 22, 1995-Dec. 3, 2000, the Jaguars won six consecutive games against the Browns, the second-longest winning streak against any opponent in franchise history, trailing only an eight-game stretch against Baltimore from 1996-99.

DALLAS COWBOYS



Head Coach: Mike McCarthy (since 2020 · 18-15, .546)
Stadium: AT&T Stadium (since 2009 · 80,000)

Regular Season Series: 3-4 (.429) **Home Record:** 1-1 (.500)
Postseason Series: 0-0 (.000) **Road Record:** 2-3 (.400)

Date	Location	Result	Attendance
Oct. 14, 2018	Dallas	L, 40-7	90,767
Nov. 9, 2014	London	L, 31-17	83,603
Oct. 31, 2010	Dallas	W, 35-17	81,395
Sept. 10, 2006	Jacksonville	W, 24-17	67,164
Nov. 24, 2002	Dallas	L, 21-29	62,204
Oct. 29, 2000	Dallas	W, 23-17 (OT)	63,554
Oct. 19, 1997	Dallas	L, 26-22	64,464

· Jacksonville hosts Dallas for just the third time in franchise history and the second time in Jacksonville in Week 15 of the 2022 season.

DENVER BRONCOS



Head Coach: Nathaniel Hackett (since 2022)
Stadium: Empower Field at Mile High (since 2001 · 76,125)

Regular Season Series: 6-5 (.545) **Home Record:** 3-2 (.600)
Postseason Series: 1-1 (.500) **Road Record:** 3-3 (.500)

Date	Location	Result	Attendance
Sept. 19, 2021	Jacksonville	L, 23-13	58,461
Sept. 29, 2019	Denver	W, 26-24	76,219
Dec. 4, 2016	Jacksonville	L, 20-10	63,075
Oct. 13, 2013	Denver	L, 35-19	76,862
Sept. 12, 2010	Jacksonville	W, 24-17	63,636
Oct. 12, 2008	Denver	W, 24-17	75,674
Sept. 23, 2007	Denver	W, 23-14	76,463
Oct. 2, 2005	Jacksonville	L, 20-7	66,045
Sept. 19, 2004	Jacksonville	W, 7-6	69,127
Dec. 13, 1999	Jacksonville	W, 27-24	71,357
Oct. 25, 1998	Denver	L, 37-24	75,217
<i>Dec. 27, 1997</i>	<i>Denver (WC)</i>	<i>L, 42-17</i>	<i>74,481</i>
Jan. 4, 1997	Denver (Div.)	W, 30-27	75,678
Dec. 3, 1995	Denver	L, 31-23	72,231

· Denver (twice) is one of only four teams Jacksonville has faced multiple times in the postseason (Buffalo - two times, Pittsburgh - two times, New England - five times). In their first playoff meeting on Jan. 4, 1997, the Jaguars defeated the Broncos, 30-27, in the Divisional round at Empower Field at Mile High. The following season, Denver topped Jacksonville, 42-17, in the Wild Card game on Dec. 27, 1997.

DETROIT LIONS



Head Coach: Dan Campbell (since 2021 · 3-13, .206)
Stadium: Ford Field (since 2002 · 64,500)

Regular Season Series: 3-4 (.429) **Home Record:** 2-2 (.500)
Postseason Series: 0-0 (.000) **Road Record:** 1-2 (.333)

Date	Location	Result	Attendance
Oct. 18, 2020	Jacksonville	L, 34-16	14,513
Nov. 20, 2016	Detroit	L, 26-19	61,586
Nov. 4, 2012	Jacksonville	L, 31-14	63,050
Nov. 9, 2008	Detroit	W, 38-14	52,631
Nov. 14, 2004	Jacksonville	W, 23-17 (OT)	66,431
Dec. 6, 1998	Jacksonville	W, 37-22	70,717
Dec. 17, 1995	Detroit	L, 44-0	70,204

GREEN BAY PACKERS



Head Coach: Matt LaFleur (since 2019 · 39-10, .796)
Stadium: Lambeau Field (since 1957 · 81,441)

Regular Season Series: 2-5 (.286) **Home Record:** 1-3 (.250)
Postseason Series: 0-0 (.000) **Road Record:** 1-2 (.333)

Date	Location	Result	Attendance
Nov. 15, 2020	Green Bay	L, 24-20	0
Sept. 11, 2016	Jacksonville	L, 27-23	63,179
Oct. 28, 2012	Green Bay	L, 24-15	70,464
Dec. 14, 2008	Jacksonville	W, 20-16	65,457
Dec. 19, 2004	Green Bay	W, 28-25	70,437
Dec. 3, 2001	Jacksonville	L, 28-21	66,908
Sept. 24, 1995	Jacksonville	L, 24-14	66,744

· Jacksonville won their inaugural matchup in Green Bay, a 28-25 victory in 2004, behind 165 rushing yards from RB **Fred Taylor**.



SERIES RESULTS

HOUSTON TEXANS

Head Coach: Lovie Smith (since 2022)
Stadium: NRG Stadium (since 2002 · 71,995)

Regular Season Series: 13-27 (.325) **Home Record:** 8-12 (.400)
Postseason Series: 0-0 (.000) **Road Record:** 5-15 (.250)



Date	Location	Result	Attendance
Sept. 12, 2021	Houston	L, 37-21	68,105
Dec. 19, 2021	Jacksonville	L, 30-16	60,252
Nov. 8, 2020	Jacksonville	L, 27-25	15,668
Oct. 11, 2020	Houston	L, 30-14	12,413
Nov. 11, 2019	London	L, 26-3	84,771
Sept. 15, 2019	Houston	L, 13-12	71,651
Dec. 30, 2018	Houston	L, 20-3	71,848
Oct. 21, 2018	Jacksonville	L, 20-7	66,534
Dec. 17, 2017	Jacksonville	W, 45-7	64,701
Sept. 10, 2017	Houston	W, 29-7	71,710
Dec. 18, 2016	Houston	L, 21-20	71,803
Nov. 13, 2016	Jacksonville	L, 24-21	62,091
Jan. 3, 2016	Houston	L, 30-6	71,899
Oct. 18, 2015	Jacksonville	L, 31-20	58,085
Dec. 28, 2014	Houston	L, 23-17	71,777
Dec. 7, 2014	Jacksonville	L, 27-13	61,070
Dec. 5, 2013	Jacksonville	W, 27-20	60,414
Nov. 24, 2013	Houston	W, 13-6	71,659
Nov. 18, 2012	Houston	L, 43-37 (OT)	71,676
Sept. 16, 2012	Jacksonville	L, 27-7	62,907
Nov. 27, 2011	Jacksonville	L, 20-13	62,004
Oct. 30, 2011	Houston	L, 24-14	71,412
Jan. 2, 2011	Houston	L, 34-17	71,023
Nov. 14, 2010	Jacksonville	W, 31-24	62,340
Dec. 6, 2009	Jacksonville	W, 23-18	42,079
Sept. 27, 2009	Houston	W, 31-24	70,083
Dec. 1, 2008	Houston	L, 30-17	70,809
Sept. 28, 2008	Jacksonville	W, 30-27 (OT)	64,061
Dec. 30, 2007	Houston	L, 42-28	70,660
Oct. 14, 2007	Jacksonville	W, 37-17	63,715
Nov. 12, 2006	Jacksonville	L, 13-10	65,918
Oct. 22, 2006	Houston	L, 27-7	70,035
Dec. 24, 2005	Houston	W, 38-20	70,025
Nov. 6, 2005	Jacksonville	W, 21-14	64,613
Dec. 26, 2004	Jacksonville	L, 21-0	66,227
Oct. 31, 2004	Houston	L, 20-6	70,502
Dec. 7, 2003	Jacksonville	W, 27-0	43,363
Sept. 28, 2003	Houston	L, 24-20	70,041
Nov. 17, 2002	Houston	W, 24-21	69,711
Oct. 27, 2002	Jacksonville	L, 21-19	53,721

• Jacksonville will open at Houston in Week 1 in 2021. It marks the first time since 2017 when Jacksonville defeated Houston, 29-7, that the Jaguars played at the Texans in Week 1.

INDIANAPOLIS COLTS

Head Coach: Frank Reich (since 2018 · 37-28, .569)
Stadium: Lucas Oil Stadium (since 2008 · 63,000)



Regular Season Series: 16-26 (.381) **Home Record:** 11-10 (.524)
Postseason Series: 0-0 (.000) **Road Record:** 5-16 (.238)

Date	Location	Result	Attendance
Jan. 9, 2022	Jacksonville	W, 26-11	60,516
Nov. 14, 2021	Indianapolis	L, 23-17	60,622
Jan. 3, 2021	Indianapolis	L, 28-14	9,976
Sept. 13, 2020	Jacksonville	W, 27-20	14,100
Dec. 29, 2019	Jacksonville	W, 38-20	58,472
Nov. 17, 2019	Indianapolis	L, 33-13	61,986
Dec. 2, 2018	Jacksonville	W, 6-0	67,030
Nov. 11, 2018	Indianapolis	L, 29-26	57,473
Dec. 3, 2017	Jacksonville	W, 30-10	61,207
Oct. 22, 2017	Indianapolis	W, 27-0	63,104
Jan. 1, 2017	Indianapolis	L, 24-20	65,160
Oct. 2, 2016	London	W, 30-27	83,764
Dec. 13, 2015	Jacksonville	W, 51-16	62,372
Oct. 4, 2015	Indianapolis	L, 16-13 (OT)	65,609
Nov. 23, 2014	Indianapolis	L, 23-3	64,328
Sept. 21, 2014	Jacksonville	L, 44-17	60,601
Dec. 29, 2013	Indianapolis	L, 30-10	66,008
Sept. 29, 2013	Jacksonville	L, 37-3	59,695
Nov. 8, 2012	Jacksonville	L, 27-10	63,272
Sept. 23, 2012	Indianapolis	W, 22-17	63,536
Jan. 1, 2012	Jacksonville	W, 19-13	62,481
Nov. 13, 2011	Indianapolis	W, 17-3	64,619
Dec. 19, 2010	Indianapolis	L, 34-24	67,147

Date	Location	Result	Attendance
Oct. 3, 2010	Jacksonville	W, 31-28	63,111
Dec. 17, 2009	Jacksonville	L, 35-31	63,753
Sept. 13, 2009	Indianapolis	L, 14-12	65,757
Dec. 18, 2008	Jacksonville	L, 31-24	65,648
Sept. 21, 2008	Indianapolis	W, 23-21	65,938
Dec. 2, 2007	Indianapolis	L, 28-25	57,302
Oct. 22, 2007	Jacksonville	L, 29-7	67,164
Dec. 10, 2006	Jacksonville	W, 44-17	67,164
Sept. 24, 2006	Indianapolis	L, 21-14	57,041
Dec. 11, 2005	Jacksonville	L, 26-18	67,164
Sept. 18, 2005	Indianapolis	L, 10-3	56,460
Oct. 24, 2004	Indianapolis	W, 27-24	56,615
Oct. 3, 2004	Jacksonville	L, 24-17	73,114
Nov. 9, 2003	Jacksonville	W, 28-23	45,037
Sept. 21, 2003	Indianapolis	L, 23-13	55,770
Dec. 29, 2002	Indianapolis	L, 20-13	56,755
Sept. 8, 2002	Jacksonville	L, 28-25	56,595
Sept. 25, 2000	Indianapolis	L, 43-14	56,816
Dec. 10, 1995	Jacksonville	L, 41-31	66,099

• The Jaguars defeated the Colts, 26-11, in the final game of the 2021 season, marking their seventh consecutive home victory against Indianapolis.

• The Jaguars posted the seventh shutout in franchise history in Week 13 of the 2018 season when they defeated the Colts, 6-0, at TIAA Bank Field.

• On Oct. 22, 2017, Jacksonville shut out Indianapolis, 27-0, marking the sixth shutout in franchise history and the first since Oct. 8, 2006 (vs. NYJ, 41-0).

• On Dec. 23, 2015, Jacksonville posted a commanding 51-16 victory against Indianapolis at TIAA Bank Field. The Jaguars snapped the Colts' streak of 16 consecutive wins against divisional opponents, which was an NFL record.

• Jacksonville's 51 points scored on Dec. 23, 2015 were a regular season single-game franchise record (W, 62-7 vs. Miami in the Divisional round on Jan. 15, 2000).

KANSAS CITY CHIEFS

Head Coach: Andy Reid (since 2013 · 103-42, .710)
Stadium: Arrowhead Stadium (since 1972 · 76,416)



Regular Season Series: 6-7 (.462) **Home Record:** 4-3 (.571)
Postseason Series: 0-0 (.000) **Road Record:** 2-4 (.333)

Date	Location	Result	Attendance
Sept. 8, 2019	Jacksonville	L, 40-26	60,157
Oct. 7, 2018	Kansas City	L, 30-14	75,289
Nov. 6, 2016	Kansas City	L, 19-14	73,294
Sept. 8, 2013	Jacksonville	L, 28-2	59,416
Oct. 24, 2010	Kansas City	L, 42-20	69,105
Nov. 8, 2009	Jacksonville	W, 24-21	45,546
Oct. 7, 2007	Kansas City	W, 17-7	76,917
Dec. 31, 2006	Kansas City	L, 35-30	77,500
Oct. 17, 2004	Jacksonville	W, 22-16	66,413
Sept. 15, 2002	Kansas City	W, 23-16	77,934
Dec. 30, 2001	Jacksonville	L, 30-26	59,396
Sept. 13, 1998	Jacksonville	W, 21-16	69,821
Nov. 9, 1997	Jacksonville	W, 24-10	70,444

LAS VEGAS RAIDERS

Head Coach: Josh McDaniels (since 2022)
Coliseum: Allegiant Stadium (since 2020 · 65,000)



Regular Season Series: 5-4 (.556) **Home Record:** 2-1 (.667)
Postseason Series: 0-0 (.000) **Road Record:** 3-3 (.500)

Date	Location	Result	Attendance
Dec. 15, 2019	Oakland	W, 20-16	52,788
Oct. 23, 2016	Jacksonville	L, 33-16	62,614
Sept. 15, 2013	Oakland	L, 19-9	49,400
Oct. 21, 2012	Oakland	L, 26-23 (OT)	53,971
Dec. 12, 2010	Jacksonville	W, 38-31	58,304
Dec. 23, 2007	Jacksonville	W, 49-11	64,546
Jan. 2, 2005	Oakland	W, 13-6	41,112
Dec. 21, 1997	Oakland	W, 20-9	40,032
Sept. 15, 1996	Oakland	L, 17-3	46,291

• On Dec. 15, 2019, the Jaguars tallied a 20-16 win at Oakland. The victory marked the first win for Jacksonville in the Pacific Time Zone in 10 tries and the final game at the Oakland Coliseum before the Raiders' move to Las Vegas.



SERIES RESULTS

LOS ANGELES CHARGERS

Head Coach: Brandon Staley (since 2021 · 9-8, .529)
Stadium: SoFi Stadium (since 2020 · 70,240)



Regular Season Series: 3-9 (.250) **Home Record:** 3-4 (.429)
Postseason Series: 0-0 (.000) **Road Record:** 0-5 (.000)

Date	Location	Result	Attendance
Oct. 25, 2020	Los Angeles	L, 29-39	0
Dec. 8, 2019	Jacksonville	L, 45-10	57,866
Nov. 12, 2017	Jacksonville	W, 20-17 (OT)	60,835
Sept. 18, 2016	San Diego	L, 38-14	52,165
Nov. 29, 2015	Jacksonville	L, 31-25	59,477
Sept. 28, 2014	San Diego	L, 33-14	56,553
Oct. 20, 2013	Jacksonville	L, 24-6	59,550
Dec. 5, 2011	Jacksonville	L, 38-14	62,743
Sept. 19, 2010	San Diego	L, 38-13	62,691
Nov. 18, 2007	Jacksonville	W, 24-17	66,732
Oct. 10, 2004	San Diego	L, 34-21	52,101
Oct. 5, 2003	Jacksonville	W, 27-21	48,954

• The Jaguars travel to Los Angeles for the third consecutive season in 2022. After playing the Chargers in 2020 and Rams in 2021, Jacksonville will face off against the Chargers for the 13th time in franchise history in Week 3.

LOS ANGELES RAMS

Head Coach: Sean McVay (since 2017 · 55-26, .679)
Stadium: SoFi Stadium (since 2020 · 70,240)



Regular Season Series: 1-5 (.167) **Home Record:** 1-1 (.500)
Postseason Series: 0-0 (.000) **Road Record:** 0-4 (.000)

Date	Location	Result	Attendance
Dec. 5, 2021	Los Angeles	L, 37-7	70,801
Oct. 15, 2017	Jacksonville	L, 27-17	56,232
Oct. 6, 2013	St. Louis	L, 34-20	54,266
Oct. 18, 2009	Jacksonville	W, 23-20 (OT)	42,088
Oct. 30, 2005	St. Louis	L, 24-21	65,251
Oct. 20, 1996	St. Louis	L, 17-14	60,066

MIAMI DOLPHINS

Head Coach: Mike McDaniel (since 2022)
Stadium: Hard Rock Stadium (since 1987 · 65,798)



Regular Season Series: 5-5 (.500) **Home Record:** 3-4 (.429)
Postseason Series: 1-0 (1.000) **Road Record:** 2-1 (.666)

Date	Location	Result	Attendance
Oct. 17, 2021	London	W, 23-20	60,784
Sept. 24, 2020	Jacksonville	L, 31-13	16,563
Dec. 23, 2018	Miami	W, 17-7	65,798
Sept. 20, 2015	Jacksonville	W, 23-20	65,443
Oct. 26, 2014	Jacksonville	L, 27-13	65,633
Dec. 16, 2012	Miami	L, 24-3	53,667
Dec. 13, 2009	Jacksonville	L, 14-10	60,457
Dec. 3, 2006	Miami	W, 24-10	77,500
Oct. 12, 2003	Jacksonville	L, 24-10	66,437
Jan. 15, 2000	Jacksonville	W, 62-7 (Div.)	75,173
Oct. 12, 1998	Jacksonville	W, 28-21	74,051

• The Jaguars defeated the Dolphins, 23-20, at Tottenham Stadium in Week 6, behind QB Trevor Lawrence's first-ever game-winning drive. RB James Robinson rushed for 73 yards and one TD and WR Marvin Jones Jr. registered seven receptions for 100 receptions and a score in the victory.

• Jacksonville earned its 100th regular season victory in franchise history on Dec. 3, 2006 at Miami, 24-10, marking the club's only win at Sun Life Stadium.

• On Jan. 15, 2000, Jacksonville defeated the Dolphins, 62-7, in the Divisional round. The Jaguars' 62 points are the most scored in a postseason game in the Super Bowl era (since the 1966 season). The only team to score more points in an NFL playoff game are the Chicago Bears, who defeated the Washington, 73-0, on Dec. 8, 1940 in the NFL Championship game.

MINNESOTA VIKINGS

Head Coach: Kevin O'Connell (since 2022)
Stadium: U.S. Bank Stadium (since 2016 · 66,655)



Regular Season Series: 1-6 (.143) **Home Record:** 0-2 (.000)
Postseason Series: 0-0 (.000) **Road Record:** 1-4 (.200)

Date	Location	Result	Attendance
Dec. 6, 2020	Minneapolis	L, 27-24	0

Dec. 11, 2016	Jacksonville	L, 25-16	62,701
Sept. 9, 2012	Minnesota	L, 26-23 (OT)	56,607
Nov. 23, 2008	Jacksonville	L, 30-12	65,064
Nov. 28, 2004	Minnesota	L, 27-16	64,004
Dec. 23, 2001	Minnesota	W, 33-3	64,150
Dec. 20, 1998	Minnesota	L, 50-10	64,363

NEW ENGLAND PATRIOTS



Head Coach: Bill Belichick (since 2000 · 290-143, .111)
Stadium: Gillette Stadium (since 2002 · 68,878)

Regular Season Series: 1-8 (.125) **Home Record:** 1-3 (.250)
Postseason Series: 1-4 (.200) **Road Record:** 0-5 (.000)

Date	Location	Result	Attendance
Jan. 2, 2022	New England	L, 50-10	65,878
Sept. 16, 2018	Jacksonville	W, 31-20	68,527
Jan. 21, 2018	New England (AFC)	L, 24-20	65,878
Sept. 27, 2015	New England	L, 51-17	66,829
Dec. 23, 2012	Jacksonville	L, 23-16	70,251
Dec. 27, 2009	New England	L, 35-7	68,756
Jan. 12, 2008	New England (Div.)	L, 31-20	68,756
Dec. 24, 2006	Jacksonville	L, 24-21	67,164
Jan. 7, 2006	New England (WC)	L, 28-3	68,756
Dec. 14, 2003	New England	L, 27-13	68,436
Jan. 3, 1999	Jacksonville (WC)	W, 25-10	71,139
Dec. 7, 1997	Jacksonville	L, 26-20	73,446
Jan. 12, 1997	New England (AFC)	L, 20-6	60,190
Sept. 22, 1996	New England	L, 28-25 (OT)	59,446

• The Jaguars defeated the Patriots in the regular season for the first time in franchise history in a 31-20 victory on Sept. 16, 2018 at TIAA Bank Field.

• New England (five times) is one of only four teams that the Jaguars have faced multiple times in the postseason (Buffalo, Denver, Pittsburgh - twice). Jacksonville, which owns a 1-4 playoff record against the Patriots, earned its only postseason victory against New England in the Wild Card game on Jan. 3, 1999 (W, 25-10).

• The first overtime game in franchise history was on Sept. 22, 1996 when New England defeated Jacksonville, 28-25, at Foxboro Stadium.

NEW ORLEANS SAINTS



Head Coach: Sean Payton (since 2006 · 143-81, .638)
Stadium: Mercedes-Benz Superdome (since 1975 · 73,000)

Regular Season Series: 2-5 (.286) **Home Record:** 2-2 (.500)
Postseason Series: 0-0 (.000) **Road Record:** 0-3 (.000)

Date	Location	Result	Attendance
Oct. 13, 2019	Jacksonville	L, 13-6	64,341
Dec. 27, 2015	New Orleans	L, 38-27	73,064
Oct. 2, 2011	Jacksonville	L, 23-10	62,471
Nov. 4, 2007	New Orleans	L, 41-24	70,009
Dec. 21, 2003	Jacksonville	W, 20-19	49,207
Nov. 21, 1999	Jacksonville	W, 41-23	69,772
Oct. 6, 1996	New Orleans	L, 17-13	34,231

• In the Jaguars' 41-23 victory against New Orleans on Nov. 21, 1999, QB Mark Brunell threw for 351 yards on just 30 attempts and is the only quarterback in franchise history to throw for at least 350 yards on 30 attempts or fewer.

NEW YORK GIANTS



Head Coach: Brian Daboll (since 2022)
Stadium: MetLife Stadium (since 2010 · 82,500)

Regular Season Series: 4-3 (.571) **Home Record:** 3-0 (1.000)
Postseason Series: 0-0 (.000) **Road Record:** 1-3 (.250)

Date	Location	Result	Attendance
Sept. 9, 2018	N.Y. Giants	W, 20-15	77,992
Nov. 30, 2014	Jacksonville	W, 25-24	64,687
Nov. 28, 2010	N.Y. Giants	L, 24-20	78,533
Nov. 20, 2006	Jacksonville	W, 26-10	67,164
Nov. 3, 2002	N.Y. Giants	L, 24-17	78,337
Dec. 23, 2000	N.Y. Giants	L, 28-25	77,924
Sept. 7, 1997	Jacksonville	W, 40-13	70,581

• The Jaguars will host the Giants in Week 7 of the 2022 season. With a victory, Jacksonville will be 4-0 against New York and the Giants will remain the only team the Jaguars are undefeated against at home.



SERIES RESULTS

NEW YORK JETS

Head Coach: Robert Saleh (since 2021 • 4-13, .235)
Stadium: MetLife Stadium (since 2010 • 82,500)

Regular Season Series: 8-7 (.533) **Home Record:** 5-1 (.833)
Postseason Series: 0-1 (.000) **Road Record:** 3-6 (.333)

Date	Location	Result	Attendance
Dec. 26, 2021	N.Y. Jets	L, 26-21	67,120
Oct. 27, 2019	Jacksonville	W, 29-15	57,833
Sept. 30, 2018	Jacksonville	W, 31-12	65,353
Oct. 1, 2017	N.Y. Jets	L, 23-20 (OT)	77,562
Nov. 8, 2015	N.Y. Jets	L, 28-23	78,160
Dec. 9, 2012	Jacksonville	L, 17-10	67,027
Sept. 18, 2011	N.Y. Jets	L, 32-2	78,834
Nov. 15, 2009	N.Y. Jets	W, 24-22	76,313
Oct. 8, 2006	Jacksonville	W, 41-0	66,604
Sept. 25, 2005	N.Y. Jets	W, 26-20 (OT)	77,422
Nov. 23, 2003	N.Y. Jets	L, 13-10	77,614
Sept. 29, 2002	Jacksonville	W, 28-3	55,670
Oct. 11, 1999	N.Y. Jets	W, 16-6	78,216
Jan. 10, 1999	N.Y. Jets (Div.)	L, 34-24	78,817
Oct. 13, 1996	Jacksonville	W, 21-17	65,699
Sept. 17, 1995	N.Y. Jets	L, 27-10	49,970

• The Jaguars defeated the Jets, 29-15, in 2019, improving to 5-1 at home against the Jets.

• From Oct. 13, 1996-Nov. 15, 2009, the Jaguars went 6-1 (.857) against the Jets, posting two three-game winning streaks.

• Jacksonville's 41-0 shutout victory against the Jets on Oct. 8, 2006 is one of six shutouts in franchise history, while the 41-point differential marks the second largest point differential in a victory in team history, trailing only a 48-0 victory versus Cleveland in 2000.

PHILADELPHIA EAGLES

Head Coach: Nick Sirianni (since 2021 • 9-8, .529)
Stadium: Lincoln Financial Field (since 2003 • 69,696)

Regular Season Series: 3-3 (.500) **Home Record:** 2-2 (.500)
Postseason Series: 0-0 (.000) **Road Record:** 1-1 (.500)

Date	Location	Result	Attendance
Oct. 28, 2018	London	L, 24-18	85,870
Sept. 7, 2014	Philadelphia	L, 34-17	69,596
Sept. 26, 2010	Jacksonville	L, 28-3	63,256
Oct. 29, 2006	Philadelphia	W, 13-6	69,249
Oct. 6, 2002	Jacksonville	W, 28-25	65,005
Oct. 12, 1997	Jacksonville	W, 38-21	69,150

PITTSBURGH STEELERS

Head Coach: Mike Tomlin (since 2007 • 154-85-2, .643)
Stadium: Heinz Field (since 2001 • 68,400)

Regular Season Series: 12-13 (.480) **Home Record:** 7-7 (.500)
Postseason Series: 2-0 (1.000) **Road Record:** 5-6 (.455)

Date	Location	Result	Attendance
Nov. 22, 2020	Jacksonville	L, 27-3	17,244
Nov. 18, 2018	Jacksonville	L, 20-16	67,684
Jan. 14, 2018	Pittsburgh (Div.)	W, 45-42	64,524
Oct. 8, 2017	Pittsburgh	W, 30-9	66,237
Oct. 5, 2014	Jacksonville	L, 17-9	66,198
Oct. 16, 2011	Pittsburgh	L, 17-13	62,934
Oct. 5, 2008	Jacksonville	L, 26-21	65,908
Jan. 5, 2008	Pittsburgh (WC)	W, 31-29	63,629
Dec. 16, 2007	Pittsburgh	W, 29-22	58,793
Sept. 18, 2006	Jacksonville	W, 9-0	67,164
Oct. 16, 2005	Pittsburgh	W, 23-17 (OT)	63,891
Dec. 5, 2004	Jacksonville	L, 17-16	76,877
Dec. 1, 2002	Jacksonville	L, 25-23	55,260
Nov. 18, 2001	Pittsburgh	L, 20-7	62,644
Sept. 9, 2001	Jacksonville	W, 21-3	63,785
Nov. 19, 2000	Pittsburgh	W, 34-24	50,925
Oct. 1, 2000	Jacksonville	L, 24-13	64,351
Dec. 2, 1999	Jacksonville	W, 20-6	68,806
Oct. 3, 1999	Pittsburgh	W, 17-3	57,308
Dec. 28, 1998	Jacksonville	W, 21-3	74,143
Nov. 22, 1998	Pittsburgh	L, 30-15	59,124
Oct. 26, 1997	Pittsburgh	L, 23-17 (OT)	57,011
Sept. 22, 1997	Pittsburgh	W, 30-21	73,016



Nov. 17, 1996	Pittsburgh	L, 28-3	58,879
Sept. 1, 1996	Jacksonville	W, 24-9	70,210
Oct. 29, 1995	Pittsburgh	L, 24-7	54,516
Oct. 8, 1995	Jacksonville	W, 20-16	72,042

• Jacksonville defeated Pittsburgh twice in 2017 at Heinz Field (Oct. 8, 30-9; Jan. 14, 45-42), marking just the second time the Steelers have lost twice at home in the same season to the same opponent (also Jacksonville in 2007).

SAN FRANCISCO 49ERS

Head Coach: Kyle Shanahan (since 2017 • 39-42, .481)
Stadium: Levi's Stadium (since 2014 • 68,500)

Regular Season Series: 2-4 (.333) **Home Record:** 2-2 (.500)
Postseason Series: 0-0 (.000) **Road Record:** 0-2 (.000)

Date	Location	Result	Attendance
Nov. 21, 2021	Jacksonville	L, 30-10	60,268
Dec. 24, 2017	San Francisco	L, 44-33	70,133
Oct. 27, 2013	London	L, 42-10	83,559
Nov. 29, 2009	San Francisco	L, 20-3	69,732
Dec. 18, 2005	Jacksonville	W, 10-9	64,764
Sept. 12, 1999	Jacksonville	W, 41-3	68,678

SEATTLE SEAHAWKS

Head Coach: Pete Carroll (since 2010 • 152-104-1, .593)
Stadium: CenturyLink Field (since 2002 • 68,740)

Regular Season Series: 3-5 (.375) **Home Record:** 3-2 (.600)
Postseason Series: 0-0 (.000) **Road Record:** 0-4 (.000)

Date	Location	Result	Attendance
Oct. 31, 2021	Seattle	L, 31-7	67,243
Dec. 10, 2017	Jacksonville	W, 30-24	64,431
Sept. 22, 2013	Seattle	L, 45-17	68,087
Oct. 11, 2009	Seattle	L, 41-0	67,228
Sept. 11, 2005	Jacksonville	W, 26-14	65,204
Oct. 7, 2001	Seattle	L, 24-15	54,524
Nov. 12, 2000	Jacksonville	L, 28-21	68,063
Dec. 15, 1996	Jacksonville	W, 20-13	66,134
Nov. 12, 1995	Jacksonville	L, 47-30	71,290

TAMPA BAY BUCCANEERS

Head Coach: Todd Bowles (since 2022)
Stadium: Raymond James Stadium (since 1998 • 65,890)

Regular Season Series: 4-3 (.571) **Home Record:** 3-1 (.750)
Postseason Series: 0-0 (.000) **Road Record:** 1-2 (.333)

Date	Location	Result	Attendance
Dec. 1, 2019	Jacksonville	L, 28-11	62,633
Oct. 11, 2015	Tampa Bay	L, 38-31	58,490
Dec. 11, 2011	Jacksonville	W, 41-14	62,562
Oct. 28, 2007	Tampa Bay	W, 24-23	65,133
Nov. 30, 2003	Jacksonville	W, 17-10	60,543
Nov. 15, 1998	Jacksonville	W, 29-24	72,974
Nov. 19, 1995	Tampa Bay	L, 17-16	71,629

TENNESSEE TITANS

Head Coach: Mike Vrabel (since 2018 • 41-24, .631)
Stadium: Nissan Stadium (since 1999 • 69,143)

Regular Season Series: 21-33 (.389) **Home Record:** 12-15 (.444)
Postseason Series: 0-1 (.000) **Road Record:** 9-18 (.333)

Date	Location	Result	Attendance
Dec. 12, 2021	Tennessee	L, 20-0	67,808
Oct. 10, 2021	Jacksonville	L, 37-19	58,282
Dec. 13, 2020	Jacksonville	L, 31-10	15,896
Sept. 20, 2020	Tennessee	L, 33-30	0
Nov. 24, 2019	Tennessee	L, 42-20	60,926
Sept. 19, 2019	Jacksonville	W, 20-7	58,613
Dec. 6, 2018	Tennessee	L, 30-9	60,344
Sept. 23, 2018	Jacksonville	L, 9-6	64,015
Dec. 31, 2017	Tennessee	L, 15-10	65,501
Sept. 17, 2017	Jacksonville	L, 37-16	61,709
Dec. 24, 2016	Jacksonville	W, 38-17	59,621
Oct. 27, 2016	Tennessee	L, 36-22	61,619
Dec. 6, 2015	Tennessee	L, 42-39	57,355
Nov. 19, 2015	Jacksonville	W, 19-13	60,121
Dec. 18, 2014	Jacksonville	W, 21-13	61,202
Oct. 12, 2014	Tennessee	L, 16-14	69,143



SERIES RESULTS

Date	Opponent	Result	Attendance
Dec. 5, 2010	Tennessee	W, 17-6	69,143
Oct. 18, 2010	Jacksonville	L, 30-3	63,625
Nov. 1, 2009	Tennessee	L, 30-13	69,143
Oct. 4, 2009	Jacksonville	W, 37-17	49,014
Nov. 16, 2008	Jacksonville	L, 24-14	65,258
Sept. 7, 2008	Tennessee	L, 17-10	69,143
Nov. 11, 2007	Tennessee	W, 28-13	69,143
Sept. 9, 2007	Jacksonville	L, 13-10	65,437
Dec. 17, 2006	Tennessee	L, 24-17	69,143
Nov. 5, 2006	Jacksonville	W, 37-7	66,524
Jan. 1, 2006	Jacksonville	W, 40-13	65,485
Nov. 20, 2005	Tennessee	W, 31-28	69,149
Nov. 21, 2004	Jacksonville	L, 18-15	69,703
Sept. 26, 2004	Tennessee	W, 15-12	68,932
Nov. 16, 2003	Tennessee	L, 10-3	68,809
Oct. 26, 2003	Jacksonville	L, 30-17	55,918
Dec. 22, 2002	Jacksonville	L, 28-10	51,033
Oct. 13, 2002	Tennessee	L, 23-14	68,804
Nov. 4, 2001	Tennessee	L, 28-24	68,798
Sept. 23, 2001	Jacksonville	W, 13-6	65,994
Nov. 26, 2000	Jacksonville	W, 16-13	65,454
Oct. 16, 2000	Tennessee	L, 27-13	68,498
Jan. 23, 2000	Jacksonville (AFC)	L, 33-14	75,206
Dec. 26, 1999	Tennessee	L, 41-14	66,641
Sept. 26, 1999	Jacksonville	L, 20-19	61,502
Dec. 13, 1998	Jacksonville	L, 16-13	65,657
Sept. 27, 1998	Tennessee	W, 27-22	34,656
Nov. 16, 1997	Jacksonville	W, 17-9	70,070
Nov. 2, 1997	Tennessee	W, 30-24	27,208
Dec. 8, 1996	Houston	W, 23-17	20,196
Sept. 8, 1996	Jacksonville	L, 34-27	66,468
Oct. 1, 1995	Houston	W, 17-16	36,346
Sept. 3, 1995	Jacksonville	L, 10-3	72,363

• Jacksonville has totaled 21 victories in the all-time series against Tennessee, which are the most wins against any opponent faced in franchise history.

• Jacksonville's first game in franchise history was against the Houston Oilers on Sept. 3, 1995 (L, 10-3). The club's first win came versus Houston on Oct. 1, 1995 (W, 17-16).

• Jacksonville's 150th win in franchise history came against the Titans on Nov. 19, 2015 (W, 19-13) at TIAA Bank Field.

WASHINGTON FOOTBALL TEAM

Head Coach: Ron Rivera (since 2020 • 7-9, .438)
Stadium: FedEx Field (since 1997 • 79,000)



Regular Season Series: 1-6 (.143) **Home Record:** 1-3 (.250)
Postseason Series: 0-0 (.000) **Road Record:** 0-3 (.000)

Date	Location	Result	Attendance
Dec. 16, 2018	Jacksonville	L, 16-13	67,577
Sept. 14, 2014	Washington	L, 41-10	80,037
Dec. 26, 2010	Jacksonville	L, 20-17 (OT)	63,470
Oct. 1, 2006	Washington	L, 36-30 (OT)	89,450
Nov. 10, 2002	Jacksonville	W, 26-7	66,665
Oct. 22, 2000	Jacksonville	L, 35-16	69,061
Sept. 28, 1997	Washington	L, 24-12	74,421

• Coach Pederson will make his Jaguars regular season head coaching debut at the Washington Commanders in Week 1 on September 11. The season opener marks Jacksonville's fourth time playing at Washington in franchise history and its first time opening the season against the Commanders. It will be the Jaguars' first time opening on the road against an NFC opponent since 2018 when they defeated the New York Giants, 20-15.

POSTSEASON MATCHUPS

Opponent	W-L	W%	PF Avg.	PA Avg.	Home	Away	Last
Buffalo	2-0	100.0	20.0	15.0	1-0	1-0	2017
Denver	1-1	.500	23.5	34.5	0-0	1-1	1997
Miami	1-0	100.0	62.0	7.0	1-0	0-0	1999
New England	1-4	.200	14.8	22.6	1-0	0-4	2017
N.Y. Jets	0-1	.000	24.0	34.0	0-0	0-1	1998
Pittsburgh	2-0	100.0	38.0	35.5	0-0	2-0	2017
Tennessee	0-1	.000	14.0	33.0	0-1	0-1	1999
Total	7-7	.500	24.1	25.5	3-1	4-6	

AFC OPPONENTS

AFC NORTH

Opponent	W-L	W%	PF Avg.	PA Avg.	Home	Away	Last
Cleveland	12-6	.666	22.6	15.6	5-4	7-2	2020
Cincinnati	13-11	.541	22.6	18.8	8-3	5-8	2021
Baltimore	12-10	.545	22.2	20.1	7-3	5-7	2020
Pittsburgh	12-13	.480	17.7	17.2	7-7	5-6	2020
Total	49-40	.550	21.27	17.9	27-17	22-23	

AFC EAST

Opponent	W-L	W%	PF Avg.	PA Avg.	Home	Away	Last
N.Y. Jets	8-7	.533	20.9	17.4	5-1	3-6	2021
Miami	5-4	.555	16.4	19.8	3-3	2-1	2021
Buffalo	7-9	.437	20.6	21.5	4-4	3-5	2021
New England	1-8	.111	17.8	31.6	1-3	0-5	2021
Total	21-28	.428	18.9	22.6	13-11	8-17	

AFC SOUTH

Opponent	W-L	W%	PF Avg.	PA Avg.	Home	Away	Last
Tennessee	21-33	.388	18.6	21.6	12-15	9-18	2021
Indianapolis	16-26	.380	20.5	23.1	11-10	5-16	2021
Houston	13-27	.325	21.0	22.8	8-12	5-15	2021
Total	50-86	.367	20.0	22.5	31-37	19-49	

AFC WEST

Opponent	W-L	W%	PF Avg.	PA Avg.	Home	Away	Last
Kansas City	6-7	.462	20.2	23.8	4-3	2-4	2019
Denver	6-6	.500	18.9	22.3	3-3	3-3	2021
Las Vegas Raiders	5-4	.556	21.2	18.7	2-1	3-3	2019
L.A. Chargers	3-9	.250	18.1	31.2	3-4	0-6	2020
Total	20-26	.434	19.6	24.0	12-11	8-15	

NFC OPPONENTS

NFC NORTH

Opponent	W-L	W%	PF Avg.	PA Avg.	Home	Away	Last
Detroit	3-4	.429	21.0	26.9	2-2	1-2	2020
Green Bay	2-5	.286	20.2	24.0	1-3	1-2	2020
Chicago	3-5	.375	16.6	24.1	1-3	2-2	2016
Minnesota	1-6	.143	18.3	26.8	0-2	1-4	2016
Total	9-20	.310	19.1	26.0	4-10	5-10	

NFC EAST

Opponent	W-L	W%	PF Avg.	PA Avg.	Home	Away	Last
Philadelphia	3-3	.500	19.5	23.0	2-2	1-1	2018
N.Y. Giants	4-3	.571	24.7	19.7	3-0	1-3	2018
Dallas	3-4	.429	21.0	23.8	1-2	2-3	2018
Washington	1-6	.143	17.7	25.6	1-2	0-3	2018
Total	11-16	.407	20.8	23.1	7-6	4-10	

NFC SOUTH

Opponent	W-L	W%	PF Avg.	PA Avg.	Home	Away	Last
Tampa Bay	4-3	.571	24.1	22.0	3-1	1-2	2019
Atlanta	3-5	.375	16.6	20.1	2-2	1-3	2021
Carolina	3-4	.429	21.7	19.2	2-1	1-3	2019
New Orleans	2-5	.286	20.1	24.9	2-2	0-3	2019
Total	12-17	.413	20.6	21.5	9-6	3-11	

NFC WEST

Opponent	W-L	W%	PF Avg.	PA Avg.	Home	Away	Last
Arizona	2-4	.333	23.7	23.8	1-3	1-1	2021
San Francisco	2-4	.333	17.8	24.7	2-2	0-2	2021
Seattle	3-6	.333	18.4	29.7	3-2	0-4	2021
L.A. Rams	1-5	.166	17.0	26.5	1-1	0-4	2021
Total	8-19	.296	19.2	26.1	7-8	1-11	



PRESEASON RESULTS

1995

Record: 2-3 (.400)

Date	Opponent	Result
July 29	Carolina Panthers*	L, 20-14
Aug. 4	at Miami Dolphins	W, 24-21
Aug. 10	at Detroit Lions	L, 19-3
Aug. 18	St. Louis Rams	L, 27-10
Aug. 25	Denver Broncos	W, 23-17

* Hall of Fame Game (Canton, Ohio)

1996

Record: 2-2 (.500)

Date	Opponent	Result
Aug. 2	New York Giants	L, 24-17
Aug. 9	at St. Louis Rams	L, 17-10
Aug. 18	San Francisco 49ers	W, 38-10
Aug. 23	at Denver Broncos	W, 31-24

1997

Record: 4-0 (1.000)

Date	Opponent	Result
Aug. 3	Carolina Panthers	W, 23-9
Aug. 9	at New York Giants	W, 38-16
Aug. 18	at San Francisco 49ers	W, 28-20
Aug. 22	Atlanta Falcons	W, 26-17

1998

Record: 2-2 (.500)

Date	Opponent	Result
Aug. 8	at Carolina Panthers	L, 30-27
Aug. 14	at New York Giants	W, 24-10
Aug. 22	at Kansas City Chiefs	L, 22-21
Aug. 27	Dallas Cowboys	W, 42-20

1999

Record: 3-1 (.750)

Date	Opponent	Result
Aug. 13	Carolina Panthers	W, 35-10
Aug. 21	at New York Giants	L, 27-20
Aug. 22	at Kansas City Chiefs	W, 31-6
Sept. 2	at Dallas Cowboys	W, 27-6

2000

Record: 3-1 (.750)

Date	Opponent	Result
Aug. 4	at Carolina Panthers	W, 34-14
Aug. 11	at New York Giants	W, 16-13
Aug. 19	at Kansas City Chiefs	W, 28-23
Aug. 24	Atlanta Falcons	L, 31-20

2001

Record: 2-2 (.500)

Date	Opponent	Result
Aug. 10	Carolina Panthers	W, 18-16
Aug. 16	at New York Giants	L, 27-5
Aug. 23	at Kansas City Chiefs	W, 28-23
Aug. 30	at Dallas Cowboys	L, 27-17

2002

Record: 1-3 (.250)

Date	Opponent	Result
Aug. 9	at Atlanta Falcons	L, 23-13
Aug. 16	at Tampa Bay Buccaneers	L, 20-0
Aug. 23	at Chicago Bears*	W, 24-16
Aug. 29	Dallas Cowboys	L, 28-25

* Champaign, Ill.

2003

Record: 3-1 (.750)

Date	Opponent	Result
Aug. 9	at Minnesota Vikings	W, 16-14
Aug. 15	at Miami Dolphins	W, 27-23
Aug. 23	at Tampa Bay Buccaneers	L, 10-6
Aug. 28	Washington	W, 17-15

2004

Record: 3-1 (.750)

Date	Opponent	Result
Aug. 14	at Miami Dolphins	L, 16-5
Aug. 20	Tampa Bay Buccaneers	W, 14-6
Aug. 27	Green Bay Packers	W, 9-7
Sept. 2	at New England Patriots	W, 31-0

2005

Record: 2-2 (.500)

Date	Opponent	Result
Aug. 13	Miami Dolphins	W, 27-17
Aug. 20	at Tampa Bay Buccaneers	W, 20-17
Aug. 25	Atlanta Falcons	L, 23-7
Sept. 1	at Dallas Cowboys	L, 27-20

2006

Record: 3-1 (.750)

Date	Opponent	Result
Aug. 12	at Miami Dolphins	W, 31-26
Aug. 19	Carolina Panthers	L, 17-10
Aug. 26	Tampa Bay Buccaneers	W, 29-18
Aug. 31	at Atlanta Falcons	W, 20-17

2007

Record: 3-1 (.750)

Date	Opponent	Result
Aug. 11	at Miami Dolphins	L, 18-17
Aug. 18	Tampa Bay Buccaneers	W, 31-19
Aug. 23	at Green Bay Packers	W, 21-13
Aug. 30	Washington	W, 31-14

2008

Record: 3-1 (.750)

Date	Opponent	Result
Aug. 9	Atlanta Falcons	W, 20-17
Aug. 16	Miami Dolphins	L, 19-14
Aug. 23	at Tampa Bay Buccaneers	W, 23-17
Aug. 28	at Washington	W, 24-3

2009

Record: 1-3 (.250)

Date	Opponent	Result
Aug. 17	at Miami Dolphins	L, 12-9
Aug. 22	Tampa Bay Buccaneers	L, 24-23
Aug. 27	at Philadelphia Eagles	L, 33-32
Sept. 3	Washington	W, 24-17

2010

Record: 2-2 (.500)

Date	Opponent	Result
Aug. 13	at Philadelphia Eagles	L, 28-27
Aug. 21	Miami Dolphins	L, 27-26
Aug. 28	at Tampa Bay Buccaneers	W, 19-13
Sept. 2	Atlanta Falcons	W, 13-9

2011

Record: 1-3 (.250)

Date	Opponent	Result
Aug. 11	at New England Patriots	L, 47-12
Aug. 19	Atlanta Falcons	W, 15-13
Aug. 27	at Buffalo Bills	L, 35-32 (OT)
Sept. 1	St. Louis Rams	L, 24-17

2012

Record: 3-1 (.750)

Date	Opponent	Result
Aug. 10	New York Giants	W, 32-31
Aug. 17	at New Orleans Saints	W, 27-24
Aug. 23	at Baltimore Ravens	L, 48-17
Aug. 30	Atlanta Falcons	W, 24-14

2013

Record: 1-3 (.250)

Date	Opponent	Result
Aug. 9	Miami Dolphins	L, 27-3
Aug. 17	at New York Jets	L, 37-13
Aug. 24	Philadelphia Eagles	L, 31-24
Aug. 29	at Atlanta Falcons	W, 20-16

2014

Record: 1-3 (.250)

Date	Opponent	Result
Aug. 8	Tampa Bay Buccaneers	W, 16-10
Aug. 17	at Chicago Bears	L, 20-19
Aug. 24	at Detroit Lions	L, 13-12
Aug. 29	Atlanta Falcons	L, 24-14

2015

Record: 2-2 (.500)

Date	Opponent	Result
Aug. 14	Pittsburgh Steelers	W, 23-21
Aug. 22	at New York Giants	L, 22-12
Aug. 28	Detroit Lions	L, 22-17
Sept. 3	at Washington	W, 17-16

2016

Record: 1-3 (.250)

Date	Opponent	Result
Aug. 11	at New York Jets	L, 17-13
Aug. 20	Tampa Bay Buccaneers	L, 27-21
Aug. 28	Cincinnati Bengals	W, 26-21
Sept. 1	at Atlanta Falcons	L, 17-15

2017

Record: 2-2 (.500)

Date	Opponent	Result
Aug. 10	at New England Patriots	W, 31-24
Aug. 17	Tampa Bay Buccaneers	L, 12-8
Aug. 24	Carolina Panthers	L, 24-23
Aug. 31	at Atlanta Falcons	W, 13-7

2018

Record: 3-1 (.750)

Date	Opponent	Result
Aug. 9	New Orleans Saints	L, 24-20
Aug. 18	at Minnesota Vikings	W, 14-10
Aug. 25	Atlanta Falcons	W, 17-6
Aug. 30	at Tampa Bay Buccaneers	W, 25-10

2019

Record: 0-4 (.000)

Date	Opponent	Result
Aug. 8	at Baltimore Ravens	L, 29-0
Aug. 15	Philadelphia Eagles	L, 24-10
Aug. 25	at Miami Dolphins	L, 22-7
Aug. 30	Atlanta Falcons	L, 31-12

2021

Record: 1-2 (.333)

Date	Opponent	Result
Aug. 14	Cleveland Browns	L, 29-0
Aug. 23	at New Orleans Saints	L, 21-23
Aug. 29	at Dallas Cowboys	W, 34-14

PRESEASON SERIES RECORDS (53-47)

Opp.	W-L	W%	Opp.	W-L	W%
ATL	9-6	.600	MIA	4-7	.364
BAL	0-3	.000	MIN	2-0	1.000
BUF	0-1	.000	N.E.	2-1	.667
CAR	4-4	.500	N.O.	1-2	.333
CHI	1-1	.500	NYG	4-4	.500
CIN	1-0	1.000	NYJ	0-2	.000
CLE	0-1	.000	PHI	0-4	.000
DAL	3-3	.500	PIT	1-0	1.000
DEN	2-0	1.000	STL	0-3	.000
DET	0-3	.000	S.F.	2-0	1.000
G.B.	2-0	1.000	T.B.	8-5	.615
K.C.	3-1	.750	WAS	5-0	1.000



1995 STATISTICS

HEAD COACH: TOM COUGHLIN

RECORD: 4-12 (.250)

STANDINGS: 5TH, AFC CENTRAL

DATE	OPPONENT	RESULT	ATT.
Sept. 3	Houston	L, 3-10	72,363
Sept. 10	at Cincinnati	L, 17-24	48,318
Sept. 17	at N.Y. Jets	L, 10-27	49,970
Sept. 24	Green Bay	L, 14-24	66,744
Oct. 1	at Houston	W, 17-16	36,346
Oct. 8	Pittsburgh	W, 20-16	72,042
Oct. 15	Chicago	L, 27-30	72,020
Oct. 22	at Cleveland	W, 23-15	64,405
Oct. 29	at Pittsburgh	L, 7-24	54,516
Nov. 12	Seattle	L, 30-47	71,290
Nov. 19	at Tampa Bay	L, 16-17	71,629
Nov. 26	Cincinnati	L, 13-17	68,249
Dec. 3	at Denver	L, 23-31	72,231
Dec. 10	Indianapolis	L, 31-41	66,099
Dec. 17	at Detroit	L, 0-44	70,204
Dec. 24	Cleveland	W, 24-21	66,007

TOTAL FIRST DOWNS	JAGUARS	OPP.
Rushing	100	121
Passing	154	177
Penalty	29	22
3rd Down: Made/Att.	74/205	107/222
3rd Down Pct.	36.1	48.2
4th Down: Made/Att.	6/15	10/16
4th Down Pct.	40.0	62.5

POSSESSION AVG.	JAGUARS	OPP.
28:37	31:23	
TOTAL NET YARDS	4,495	5,515
Average Per Game	280.9	344.7
Total Plays	962	1,030
Average Per Play	4.7	5.4

NET YARDS RUSHING	JAGUARS	OPP.
Average Per Game	106.6	125.2
Total Rushes	410	504

NET YARDS PASSING	JAGUARS	OPP.
Average Per Game	174.4	219.5
Sacked/Yards Lost	57/354	17/72
Gross Yards	3,144	3,584
Att./Comp.	495/275	509/304
Completion Pct.	55.6	59.7
Had Intercepted	15	13

PUNTS/AVERAGE	JAGUARS	OPP.
82/43.8	61/42.0	
NET PUNTING AVG.	38.6	36.1
PENALTIES/YARDS	121/970	102/958
FUMBLES/BALL LOST	23/13	22/11

TOUCHDOWNS	JAGUARS	OPP.
Rushing	9	17
Passing	19	28
Returns	3	1

BY PERIODS	1	2	3	4	OT	PTS
Jaguars	64	67	28	116	0	275
Opponents	75	138	91	100	0	404

SCORING	TD	RU	PA	RT	PAT	FG	S	TP
Hollis	0	0	0	0	27/28	20/27	0	87
Jackson	5	0	5	0	0	0	0	32
Smith	5	0	3	2	0	0	0	30
Brunell	4	4	0	0	0	0	0	24
Givins	3	0	3	0	0	0	0	18
Stewart	3	2	1	0	0	0	0	18
Tillman	3	0	3	0	0	0	0	18
Dunbar	2	2	0	0	0	0	0	12
Mitchell	2	0	2	0	0	0	0	12
Christopherson	1	1	0	0	0	0	0	6
Howard	1	0	1	0	0	0	0	6
Jordan	1	0	1	0	0	0	0	6
Washington	1	0	0	1	0	0	0	6
Jaguars	31	9	19	3	27/28	20/27	0	275
Opponents	46	17	28	1	45/45	27/31	1	404

RUSHING	NO	YDS	AVG	LG	TD
Stewart	137	525	3.8	22	2
Brunell	67	480	7.2	27t	4
Dunbar	110	361	3.3	26	2
Maston	41	186	4.5	21	0
Jordan	21	62	3.0	10	0
Beuerlein	5	32	6.4	13	0
Cobb	9	18	2.0	5	0
Johnson	3	17	5.7	7	0
Christopherson	16	16	1.0	10	1
Howard	1	8	8.0	8	0
Jaguars	410	1,705	4.2	27t	9
Opponents	504	2,003	4.0	86t	17

RECEIVING	NO	YDS	AVG	LG	TD
Jackson	53	589	11.1	45	5
Mitchell	41	527	12.9	35	2
Tillman	30	368	12.3	28	3
Givins	29	280	9.7	18	3
Howard	26	276	10.6	24	1
J. Smith	22	288	13.1	33	3
Stewart	21	190	9.0	38	1
Maston	18	131	7.3	19	0
Griffith	16	243	15.2	39	0
Marsh	7	127	18.1	34	0
Jordan	5	89	17.8	71t	1
Keith	3	20	6.7	9	0
Dunbar	2	11	5.5	8	0
Laro	1	6	6.0	6	0
Christopherson	1	-1	-1.0	-1	0
Jaguars	275	3,144	11.4	71t	19
Opponents	304	3,584	11.8	68t	28

INTERCEPTIONS	NO	YDS	AVG	LG	TD
Colon	3	46	15.3	41	0
Williams	2	19	9.5	16	0
Goganious	2	11	5.5	6	0
Washington	1	48	48.0	48t	1
Carrington	1	17	17.0	17	0
Smeenge	1	12	12.0	12	0
Grow	1	2	2.0	2	0
Clark	1	0	0.0	0	0
Dumas	1	0	0.0	0	0
Jaguars	13	155	11.9	48t	1
Opponents	15	178	11.9	45	0

PUNTING	NO	YDS	AVG	NET	TB	IN	LG	B
Barker	82	3,591	43.8	38.6	5	19	63	0
Jaguars	82	3,591	43.8	38.6	5	19	63	0
Opponents	61	2,564	42.0	36.1	6	30	58	1

PUNT RET.	NO	FC	YDS	AVG	LG	TD
Howard	24	8	246	10.3	40	0
Givins	2	0	-7	-3.5	-1	0
Tillman	2	0	6	3.0	9	0
Jackson	1	0	-2	-2.0	-2	0
Jaguars	29	8	243	8.4	40	0
Opponents	45	11	323	7.2	25	0

KICKOFF RET.	NO	YDS	AVG	LG	TD
J. Smith	24	540	22.5	89t	1
Jackson	19	404	21.3	47	0
Marsh	15	323	21.5	39	0
Howard	10	178	17.8	24	0
Dunbar	2	32	16.0	21	0
Jordan	2	41	20.5	21	0
Griffith	1	9	9.0	9	0
Maston	1	5	5.0	5	0
Jaguars	74	1,532	20.7	94t	1
Opponents	54	1,278	23.7	95t	1

2-POINT CONVERSIONS: W. Jackson
 Jaguars 1-3; Opponents 0-1

FGs	1-19	20-29	30-39	40-49	50+
Hollis	0/0	7/9	7/8	4/7	2/3
Jaguars	0/0	7/9	7/8	4/7	2/3
Opponents	2/2	10/10	9/9	5/8	1/2

Hollis: (36N, 26G), (29G), (34G), (1), (22G), (53G, 32G), (47N, 49G, 40G, 54N), (31G), (1), (26G, 50G, 29G), (22G), (41N, 47B, 36G, 39G), (47G), (27B, 37G), (27N), (42G, 21G, 34G)

Opponents: (19G), (42G, 48N), (21G, 48G), (47N, 49G), (29G, 53G, 32G, 52N), (41G, 19G, 22G), (25G, 21G, 20G), (36G, 29G, 21G), (36G), (25G), (33G), (31G), (38G), (22G, 44G), (38G, 39G, 33G), (40N)

SACKS: Smeenge 4.0, Davey 3.0, Lageman 3.0, Logan 3.0, Mayfield 1.5, Pritchett 1.5, Frase 1.0
Jaguars 17; Opponents 57

TACKLES (Solo-Assists-Total): Schwartz (88-73-161), Goganious (59-73-132), Pritchett (50-51-101), Colon (58-22-80), J. Williams (49-30-79), Davey (39-36-75), Smeenge (40-33-73), V. Clark (59-10-69), Washington (57-8-65), Lageman (35-20-55), Dumas (36-18-54), M. Williams (26-23-49), T. Davis (30-11-41), Thomas (32-7-39), Mayfield (18-16-34), McManus (15-16-31), Frase (16-13-29), Carrington (14-4-18), Logan (10-6-16), Grow (4-5-9), Stephens (3-6-9), Carter (3-5-8), Sheppard (6-1-7), Hall (5-1-6), Green (4-2-6), R. Clark (1-4-5), Miller (0-2-2), Thompson (0-2-2)

USUAL STARTING LINEUP

OFFENSE

- QB Mark Brunell (10)
- Steve Beuerlein (6)
- RB James Stewart (8)
- Vaughn Dunbar (6)
- FB Le'Shai Maston (10)
- WR Ernest Givins (9)
- Jimmy Smith (4)
- WR Willie Jackson (10)
- Desmond Howard (6)
- LT Tony Boselli (12)
- LG Shawn Bouwens (9)
- Jeff Novak (7)
- C Dave Widell (16)
- RG Tom Myslinski (9)
- Ben Coleman (5)
- RT Brian DeMarco (16)
- TE Rich Griffith (15)
- Pete Mitchell (5)

DEFENSE

- LE Joel Smeenge (11)
- LT Kelvin Pritchett (16)
- RT Don Davey (12)
- RE Jeff Lageman (11)
- Paul Frase (5)
- SLB Keith Goganious (10)
- James Williams (6)
- MLB Bryan Schwartz (9)
- Keith Goganious (5)
- WLB Mark Williams (10)
- Joel Smeenge (4)
- LCB Vinnie Clark (16)
- RCB Mickey Washington (16)
- LS Harry Colon (11)
- Travis Davis (5)
- RS Mike Dumas (8)
- Harry Colon (5)

PASSING	ATT	CMP	PCT	YDS	YDS/ATT	TD	INT	LG	SK/YDS	RTG
Brunell	346	201	58.1	2,168	6.27	15	7	45	39/238	82.6
Beuerlein	142	71	50.0	952	6.70	4	7	71t	17/103	60.5
Johnson	7	3	42.9	24	3.43	0	1	19	1/13	12.5
Jaguars	495	275	55.6	3,144	6.35	19	15	71t	57/354	75.0
Opponents	509	304	59.7	3,584	7.04	28	13	68t	17/72	88.9



1996 STATISTICS

HEAD COACH: TOM COUGHLIN

RECORD: 9-7 (.563)

STANDINGS: 5TH, AFC CENTRAL

DATE	OPPONENT	RESULT	ATT.
Sept. 1	Pittsburgh	W, 24-9	70,210
Sept. 8	Houston	L, 27-34	66,468
Sept. 15 at	Oakland	L, 3-17	46,291
Sept. 22 at	New England	L, 25-28 (OT)	59,446
Sept. 29	Carolina	W, 24-14	71,537
Oct. 6 at	New Orleans	L, 13-17	34,231
Oct. 13	N.Y. Jets	W, 21-17	65,699
Oct. 20 at	St. Louis	L, 14-17	60,066
Oct. 27 at	Cincinnati	L, 21-28	45,890
Nov. 10	Baltimore	W, 30-27	64,628
Nov. 17 at	Pittsburgh	L, 3-28	58,879
Nov. 24 at	Baltimore	W, 28-25 (OT)	57,384
Dec. 1	Cincinnati	W, 30-27	57,408
Dec. 8 at	Houston	W, 23-17	20,196
Dec. 15	Seattle	W, 20-13	66,134
Dec. 22	Atlanta	W, 19-17	71,449
Dec. 28 at	Buffalo	W, 30-27	70,213
Jan. 4 at	Denver	W, 30-27	75,678
Jan. 12 at	New England	L, 6-20	60,190

	JAGUARS	OPP.
TOTAL FIRST DOWNS	325	316
Rushing	90	110
Passing	208	181
Penalty	27	25
3rd Down: Made/Att.	87/208	93/211
3rd Down Pct.	41.8	44.1
4th Down: Made/Att.	5/8	3/8
4th Down Pct.	62.5	37.5

POSSESSION AVG.	31:18	28:42
TOTAL NET YARDS	5,760	5,095
Average Per Game	360.0	318.4
Total Plays	1,038	993
Average Per Play	5.5	5.1

	JAGUARS	OPP.
NET YARDS RUSHING	1,650	1,781
Average Per Game	103.1	111.3
Total Rushes	431	447
NET YARDS PASSING	4,110	3,314
Average Per Game	256.9	207.1
Sacked/Yards Lost	50/257	37/237
Gross Yards	4,367	3,551
Att./Comp.	557/353	509/291
Completion Pct.	63.4	57.2
Had Intercepted	20	13

PUNTS/AVERAGE	69/43.7	71/42.0
NET PUNTING AVG.	69/35.6	71/34.5
PENALTIES/YARDS	127/1006	97/800
FUMBLES/BALL LOST	29/10	26/14

	JAGUARS	OPP.
TOUCHDOWNS	33	37
Rushing	13	9
Passing	19	24
Returns	1	4

BY PERIODS	1	2	3	4	OT	PTS
Jaguars	68	80	80	94	3	325
Opponents	70	117	65	80	3	335

SCORING	TD	RU	PA	RT	PAT	FG	S	TP
Hollis	0	0	0	0	27/27	30/36	0	117
Stewart	10	8	2	0			0	60
Smith	7	0	7	0			0	42
Brunell	3	3	0	0			0	22
McCardell	3	0	3	0			0	22
Jackson	3	0	3	0			0	20
Means	3	2	1	0			0	18
Rison	2	0	2	0			0	12
Mitchell	1	0	1	0			0	6
Washington	1	0	0	1			0	6
Jaguars	33	13	19	1	27/27	30/36	0	325
Opponents	37	9	24	4	33/35	26/34	0	335

RUSHING	NO	YDS	AVG	LG	TD
Stewart	190	723	3.8	34	8
Means	152	507	3.3	35	2
Brunell	80	396	5.0	33	3
Maston	8	22	2.8	7	0
Jackson	1	2	2.0	2	0
Jaguars	431	1,650	3.8	35	13
Opponents	447	1,781	4.0	76	9

RECEIVING	NO	YDS	AVG	LG	TD
McCardell	85	1,129	13.3	52	3
Smith	83	1,244	15.0	62	7
Mitchell	52	575	11.1	30	1
Rison	34	458	13.5	61t	2
Jackson	33	486	14.7	58	3
Stewart	30	177	5.9	21t	2
Brown	17	141	8.3	16	0
Means	7	45	6.4	11t	1
Maston	6	54	9.0	17	0
Griffith	5	53	10.6	18	0
Hallock	1	5	5.0	5	0
Jaguars	353	4,367	12.4	62	19
Opponents	291	3,551	12.2	63t	24

INTERCEPTIONS	NO	YDS	AVG	LG	TD
Hudson	2	25	12.5	21	0
Hardy	2	19	9.5	13	0
Thomas	2	7	3.5	8	0
Davis	2	0	0.0	0	0
Brackens	1	27	27.0	27	0
Hall	1	20	20.0	20	0
Clark	1	15	15.0	15	0
Washington	1	1	1.0	1	0
Beasley	1	0	0.0	0	0
Jaguars	13	114	8.8	27	0
Opponents	20	370	18.5	92t	3

PUNTING	NO	YDS	AVG	NET	TB	IN	LG	B
Barker	69	3,016	43.7	35.6	8	16	62	0
Jaguars	69	3,016	43.7	35.6	8	16	62	0
Opponents	71	2,979	42.0	34.5	9	19	70	0

PUNT RET.	NO	FC	YDS	AVG	LG	TD
Hudson	32	12	348	10.9	60	0
McCardell	1	1	2	2.0	2	0
Thomas	1	0	1	1.0	1	0
Jaguars	34	13	351	10.3	60	0
Opponents	44	7	400	9.1	40	0

KICKOFF RET.	NO	YDS	AVG	LG	TD
Jordan	26	553	21.3	73	0
Brooks	17	412	24.2	36	0
Bullard	7	157	22.4	36	0
Jackson	7	149	21.3	27	0
Bell	6	119	19.8	28	0
Griffith	2	24	12.0	16	0
Maston	2	49	24.5	29	0
Jaguars	67	1,463	21.8	73	0
Opponents	71	1,674	23.6	62	0

2-POINT CONVERSIONS: Brunell 2, McCardell 2, Jackson
Jaguars 5-6, Opponents 1-2

FGs	1-19	20-29	30-39	40-49	50+
Hollis	2/2	9/9	12/14	5/8	2/3
Jaguars	2/2	9/9	12/14	5/8	2/3
Opponents	0/0	16/16	5/7	5/10	0/1

Hollis: (52G), (38G, 37G, 31N), (33G), (42N, 27G), (53G), (48N, 36G, 19G), (35G, 40G), (0, 0), (23G, 33G, 24G), (40G), (29G, 41N, 34G), (25G, 46G, 40G, 39G, 39G, 20G), (51N, 34G, 38G, 31G), (36G, 19G, 39G), (23G, 26G, 22G, 42G)

Opponents: (48G, 29G, 23G), (32G, 29G), (32G), (23G, 30G, 29G, 44N, 41G, 40G), (45N), (27G), (20G, 36N), (25G), (0, 0), (21G, 21G), (51N), (21G, 29G, 41G, 33G, 49N), (42B, 22G, 34G), (44N, 27G), (27G, 24G), (46G, 30N)

SACKS: Simmons 7.5, Brackens 7.0, Hardy 5.5, Smeenge 5.0, Lageman 4.5, Pritchett 2.0, Beasley 1.0, Jurkovic 1.0, Robinson 1.0, Davey 0.5, T. Davis 0.5, Hudson 0.5

Jaguars 37, Opponents 50

TACKLES (Solo-Assists-Total): Robinson (67-98-165), Hardy (65-65-130), McManus (57-62-119), Washington (65-9-74), Jurkovic (39-33-72), Simmons (25-41-66), Brackens (43-22-65), T. Davis (40-25-65), Hudson (50-14-64), Lageman (46-16-64), Hall (42-18-60), Davey (26-34-60), Smeenge (20-23-43), Schwartz (20-22-42), Pritchett (17-22-39), Thomas (33-3-36), Massey (30-4-34), Beasley (25-6-31), Clark (15-1-16), Boyer (3-4-7), Frase (1-6-7), Logan (4-0-4), Brooks (4-0-4), Bell (2-1-3), A. Davis (0-2-2)

USUAL STARTING LINEUP

OFFENSE

- QB Mark Brunell (16)
- RB James Stewart (11)
- Natrone Means (4)
- FB Le'Shai Maston (8)
- WR Keenan McCardell (15)
- WR Andre Rison (9)
- Jimmy Smith (7)
- TE Derek Brown (14)
- Pete Mitchell (7)
- LT Tony Boselli (16)
- LG Ben Coleman (16)
- C Dave Widell (14)
- RG Brian DeMarco (9)
- Rich Tytski (7)
- RT Leon Searcy (16)

DEFENSE

- LE Joel Smeenge (10)
- Jeff Lageman (6)
- LT Don Davey (11)
- RT John Jurkovic (14)
- RE Clyde Simmons (13)
- SLB Kevin Hardy (15)
- MLB Tom McManus (11)
- WLB Eddie Robinson (15)
- LCB Aaron Beasley (5)
- Dave Thomas (5)
- Vinnie Clark (4)
- RCB Mickey Washington (16)
- LS Dana Hall (9)
- Travis Davis (7)
- RS Chris Hudson (16)

PASSING	ATT	CMP	PCT	YDS	YDS/ATT	TD	INT	LG	SK/YDS	RTG
Brunell	557	353	63.4	4,367	7.84	19	20	62	50/257	84.0
Jaguars	557	353	63.4	4,367	7.84	19	20	62	50/257	84.0
Opponents	509	291	57.2	3,551	6.98	24	13	63t	37/237	83.9



1997 STATISTICS

HEAD COACH: TOM COUGHLIN

RECORD: 11-5 (.688)

STANDINGS: 2ND, AFC CENTRAL

DATE	OPPONENT	RESULT	ATT.
Aug. 31	at Baltimore	W, 28-27	61,018
Sept. 7	N.Y. Giants	W, 40-13	70,581
Sept. 22	Pittsburgh	W, 30-21	73,016
Sept. 28	at Washington	L, 12-24	74,421
Oct. 5	Cincinnati	W, 21-13	67,128
Oct. 12	Philadelphia	W, 38-21	69,150
Oct. 19	at Dallas	L, 22-26	64,464
Oct. 26	at Pittsburgh	L, 17-23 (OT)	57,011
Nov. 2	at Tennessee	W, 30-24	27,208
Nov. 9	Kansas City	W, 24-10	70,444
Nov. 16	Tennessee	W, 17-9	70,070
Nov. 23	at Cincinnati	L, 26-31	55,158
Nov. 30	Baltimore	W, 29-27	63,712
Dec. 7	New England	L, 20-26	73,446
Dec. 14	at Buffalo	W, 20-14	41,231
Dec. 21	at Oakland	W, 20-9	40,032
Dec. 27	at Denver	L, 17-42	74,481

TOTAL FIRST DOWNS	JAGUARS	OPP.
Rushing	103	107
Passing	187	190
Penalty	18	21
3rd Down: Made/Att.	82/209	102/226
3rd Down Pct.	39.2	45.1
4th Down: Made/Att.	5/12	12/23
4th Down Pct.	41.7	52.2
POSSESSION AVG.	29:40	30:20
TOTAL NET YARDS	5,424	5,238
Average Per Game	339.0	327.4
Total Plays	998	1,035
Average Per Play	5.4	5.1
NET YARDS RUSHING	1,720	1,734
Average Per Game	107.5	108.4
Total Rushes	454	455
NET YARDS PASSING	3,704	3,504
Average Per Game	231.5	219.0
Sacked/Yards Lost	40/218	48/331
Gross Yards	3,922	3,835
Att./Comp.	504/313	532/320
Completion Pct.	62.1	60.2
Had Intercepted	9	14
PUNTS/AVERAGE	66/44.9	73/41.9
NET PUNTING AVG.	66/38.8	73/34.4
PENALTIES/YARDS	110/914	90/800
FUMBLES/BALL LOST	17/11	26/15
TOUCHDOWNS	43	39
Rushing	20	12
Passing	20	24
Returns	3	3

BY PERIODS	1	2	3	4	OT	PTS
Jaguars	117	111	66	100	0	394
Opponents	65	91	58	98	6	318

SCORING	TD	RU	PA	RT	PAT	FG	S	TP
Hollis	0	0	0	0	41/41	31/36	0	134
Means	9	9	0	0	0	0	0	54
Stewart	9	8	1	0	0	0	0	54
McCardell	5	0	5	0	0	0	0	30
Mitchell	4	0	4	0	0	0	0	24
Smith	4	0	4	0	0	0	0	24
Jackson	2	0	2	0	0	0	0	14
Brunell	2	2	0	0	0	0	0	12
Hudson	2	0	0	2	0	0	0	12
Jones	2	0	2	0	0	0	0	12
Barlow	1	0	0	1	0	0	0	6
Brown	1	0	1	0	0	0	0	6
Hallock	1	0	1	0	0	0	0	6
Johnson	1	1	0	0	0	0	0	6
Jaguars	43	20	20	3	41/41	31/36	0	394
Opponents	39	12	24	3	31/32	17/25	0	318

RUSHING	NO	YDS	AVG	LG	TD
Means	244	823	3.4	20	9
Stewart	136	555	4.1	33	8
Brunell	48	257	5.4	15	2
Johnson	10	34	3.4	25t	1
Hallock	4	21	5.3	11	0
Jackson	3	14	4.7	13	0
Matthews	1	10	10.0	10	0
Shelton	6	4	0.7	2	0
Jordan	1	2	2.0	2	0
Barker	1	0	0.0	0	0
Jaguars	454	1,720	3.8	33	20
Opponents	455	1,734	3.8	30	12

RECEIVING	NO	YDS	AVG	LG	TD
McCardell	85	1,164	13.7	60	5
Smith	82	1,324	16.1	75	4
Stewart	41	336	8.2	40	1
Mitchell	35	380	10.9	33	4
Hallock	18	131	7.3	23	1
Jackson	17	206	12.1	45	2
Means	15	104	6.9	21	0
Brown	8	84	10.5	21	1
Jones	5	87	17.4	26t	2
Barlow	5	74	14.8	29	0
Hall	1	22	22.0	22	0
Moore	1	10	10.0	10	0
Jaguars	313	3,922	12.5	75	20
Opponents	320	3,835	12.0	64t	24

INTERCEPTIONS	NO	YDS	AVG	LG	TD
Figures	5	48	9.6	32	0
Hudson	3	26	8.7	23	0
Thomas	2	34	17.0	23	0
Davis	1	23	23.0	23	0
Kopp	1	9	9.0	9	0
Beasley	1	5	5.0	5	0
Robinson	1	0	0.0	0	0
Jaguars	14	145	10.4	32	0
Opponents	9	184	20.4	47t	2

PUNTING	NO	YDS	AVG	NET	TB	IN	LG	B
Barker	66	2,964	44.9	38.8	8	27	64	0
Jaguars	65	2,964	44.9	38.8	8	27	64	0
Opponents	73	3,060	41.9	34.4	7	20	72	1

PUNT RET.	NO	FC	YDS	AVG	LG	TD
Barlow	36	16	412	11.4	52	0
Jaguars	36	16	412	11.4	52	0
Opponents	29	7	241	8.3	25	0

KICKOFF RET.	NO	YDS	AVG	LG	TD
Jackson	32	653	20.4	38	0
Barlow	10	267	26.7	92t	1
Logan	10	236	23.6	39	0
Mitchell	2	17	8.5	12	0
Davis	1	9	9.0	9	0
Hallock	1	6	6.0	6	0
Moore	1	36	36.0	36	0
Parker	1	9	9.0	9	0
Jaguars	58	1,233	21.3	92t	1
Opponents	77	1,730	22.5	85	0

2-POINT CONVERSIONS: Jackson
Jaguars 1-2, Opponents 1-6

FGs	1-19	20-29	30-39	40-49	50+
Hollis	2/2	12/14	8/9	7/9	2/2
Jaguars	2/2	12/14	8/9	7/9	2/2
Opponents	1/1	3/3	9/12	4/8	0/1

Hollis: (43N), (29G, 52G, 35N, 42G), (29N, 20G, 45G, 38N, 27G), (30G, 42G, 25G, 47G), (27N), (38G), (1), (20G), (30G, 30G, 37G), (52G), (23G), (21G, 35G, 29G, 25G), (41G, 42G, 31G, 29G, 22G), (44N), (19G, 47G), (19G, 23G)

Opponents: (33G, 25G), (1), (40B), (33N, 41G), (1), (43N), (37G, 21G, 63N), (19G), (33N, 36G, 41N), (45G), (41N, 35G), (20G), (1), (44G, 41G, 33G, 39G, 32N), (38G, 31G), (33G)

SACKS: Simmons 8.5, Brackens 7.0, Smeenge 6.5, Lageman 5.0, Davey 3.0, Pritchett 3.0, Hardy 2.5, Wynn 2.5, Davis 2.0, Robinson 2.0, Boyer 1.5, Hamilton 1.0, Kopp 1.0, Tualo 1.0, Schwartz 0.5
Jaguars 48, Opponents 40

TACKLES (Solo-Assists-Total): Schwartz (69-96-165), Robinson (70-91-161), T. Davis (88-28-116), Thomas (75-13-88), Hudson (61-19-80), Hardy (34-39-73), Simmons (31-40-71), Figures (60-3-63), Brackens (36-26-62), Wynn (25-35-60), Lageman (26-30-56), Smeenge (25-30-55), Davey (16-38-54), Pritchett (20-24-44), Boyer (27-16-43), Payne (13-19-32), Beasley (26-5-31), Tualo (12-14-26), Kopp (7-7-14), Hall (11-3-14), Devine (7-1-0), Jurkovic (4-2-0), White (3-3-6), Logan (5-0-5), Hamilton (2-1-3), Brooks (1-1-2), Parker (0-1-1)

USUAL STARTING LINEUP

OFFENSE

- QB Mark Brunell (14)
- RB Natrone Means (11)
- James Stewart (5)
- FB Ty Hallock (7)
- WR Keenan McCardell (16)
- WR Jimmy Smith (16)
- TE Pete Mitchell (12)
- Derek Brown (8)
- LT Tony Boselli (12)
- LG Ben Coleman (12)
- C Dave Widell (12)
- Michael Cheever (4)
- RG Rich Tylski (11)
- Brian DeMarco (5)
- RT Leon Searcy (16)

DEFENSE

- LE Jeff Lageman (16)
- LT Renaldo Wynn (8)
- Kelvin Pritchett (5)
- RT Don Davey (10)
- Seth Payne (5)
- RE Clyde Simmons (13)
- SLB Kevin Hardy (11)
- MLB Bryan Schwartz (16)
- WLB Eddie Robinson (13)
- LCB Dave Thomas (9)
- Aaron Beasley (7)
- RCB Deon Figures (9)
- Dave Thomas (7)
- LS Travis Davis (16)
- RS Chris Hudson (16)

PASSING	ATT	CMP	PCT	YDS	YDS/ATT	TD	INT	LG	SK/YDS	RTG
Brunell	435	264	60.7	3,281	7.54	18	7	75	33/189	91.2
Matthews	40	26	65.0	275	6.88	0	0	43	1/0	84.9
Johnson	28	22	78.6	344	12.29	2	2	40	6/29	111.9
Barker	1	1	100.0	22	22.0	0	0	22	0/0	118.8
Jaguars	504	313	62.1	3,922	7.78	20	9	75	40/218	92.0
Opponents	532	320	60.2	3,835	7.21	24	14	64t	48/331	86.3



1998 STATISTICS

HEAD COACH: TOM COUGHLIN

RECORD: 11-5 (.688)

STANDINGS: 1st, AFC CENTRAL

DATE	OPPONENT	RESULT	ATT.
Sept. 6	at Chicago	W, 24-23	55,614
Sept. 13	Kansas City	W, 21-16	69,821
Sept. 20	Baltimore	W, 24-10	67,069
Sept. 27	at Tennessee	W, 27-22	34,656
Oct. 12	Miami	W, 28-21	74,051
Oct. 18	at Buffalo	L, 16-17	77,635
Oct. 25	at Denver	L, 24-37	75,217
Nov. 1	at Baltimore	W, 45-19	68,915
Nov. 8	Cincinnati	W, 24-11	67,040
Nov. 15	Tampa Bay	W, 29-24	72,974
Nov. 22	at Pittsburgh	L, 15-30	59,124
Nov. 29	at Cincinnati	W, 34-17	55,432
Dec. 6	Detroit	W, 37-22	70,717
Dec. 13	Tennessee	L, 13-16	65,657
Dec. 20	at Minnesota	L, 10-50	64,363
Dec. 28	Pittsburgh	W, 21-3	74,143
Jan. 3	New England	W, 25-10	71,139
Jan. 10	at N.Y. Jets	L, 24-34	78,817

TOTAL FIRST DOWNS	JAGUARS	OPP.
Rushing	111	108
Passing	153	178
Penalty	23	23
3rd Down: Made/Att	94/220	81/222
3rd Down Pct.	42.7	36.5
4th Down: Made/Att	4/8	10/20
4th Down Pct.	50.0	50.0
POSSESSION AVG.	28:59	31:01
TOTAL NET YARDS	5,214	5,559
Avg. Per Game	325.9	347.4
Total Plays	989	1,057
Avg. Per Play	5.3	5.3
NET YARDS RUSHING	2,102	2,000
Avg. Per Game	131.4	125.0
Total Rushes	487	450
NET YARDS PASSING	3,112	3,559
Avg. Per Game	194.5	222.4
Sacked/Yards Lost	39/231	30/209
Gross Yards	3,343	3,768
Att./Comp.	463/269	577/325
Completion Pct.	58.1	56.3
Had Intercepted	12	13
PUNTS/AVERAGE	85/45.0	78/43.5
NET PUNTING AVG.	85/38.5	78/34.0
PENALTIES/YARDS	121/898	109/953
FUMBLES/BALL LOST	18/8	25/17
TOUCHDOWNS	47	36
Rushing	19	9
Passing	24	23
Returns	4	4

BY PERIODS	1	2	3	4	OT	PTS
Jaguars	100	127	81	84	0	392
Opponents	42	138	53	105	0	338

SCORING	TD	RU	PA	RT	PAT	FG	S	TP
Hollis	0	0	0	0	45/45	21/26	0	108
Taylor	17	14	3	0			0	102
Smith	8	0	8	0			0	48
McCardell	6	0	6	0			0	38
Jones	4	0	4	0			0	24
Stewart	3	2	1	0			0	18
Mitchell	2	0	2	0			0	12
Banks	1	1	0	0			0	6
Barlow	1	0	0	1			0	6
Beasley	1	0	0	1			0	6
Darius	1	0	0	1			0	6
Quinn	1	1	0	0			0	6
Shelton	1	1	0	0			0	6
Whitted	1	0	0	1			0	6
Jaguars	47	19	24	4	45/45	21/26	0	392
Opponents	36	9	23	4	30/30	30/35	0	338

RUSHING	NO	YDS	AVG	LG	TD
Taylor	264	1,223	4.6	77t	14
Stewart	53	217	4.1	30	2
Brunell	49	192	3.9	18	0
Banks	26	140	5.4	51	1
Jones	39	121	3.1	21	0
Shelton	30	95	3.2	16	1
Quinn	11	77	7.0	17	1
Howard	7	16	2.3	5	0
Whitted	3	13	4.3	16	0
Martin	5	8	1.6	6	0
Jaguars	487	2,102	4.3	77t	19
Opponents	450	2,000	4.4	61	9

RECEIVING	NO	YDS	AVG	LG	TD
Smith	78	1,182	15.2	72t	8
McCardell	64	892	13.9	67t	6
Taylor	44	421	9.6	78t	3
Mitchell	38	363	9.6	38	2
Barlow	11	168	15.3	31	0
Shelton	10	79	7.9	19	0
Jones	8	90	11.3	31t	4
Stewart	6	42	7.0	19	1
Banks	4	20	5.0	10	0
Whitted	2	61	30.5	55	0
Jones	1	9	9.0	9	0
Moore	1	9	9.0	9	0
Crockett	1	4	4.0	4	0
Howard	1	3	3.0	3	0
Jaguars	269	3,343	12.4	78t	24
Opponents	325	3,768	11.6	79t	23

INTERCEPTIONS	NO	YDS	AVG	LG	TD
Beasley	3	35	11.7	34	0
Hudson	3	10	3.3	8	0
Hardy	2	40	20.0	24	0
Davis	2	34	17.0	34	0
Devine	1	0	0.0	0	0
Figures	1	0	0.0	0	0
Thomas	1	0	0.0	0	0
Jaguars	13	119	9.2	34	0
Opponents	12	216	18.0	78t	3

PUNTING	NO	YDS	AVG	NET	TB	IN	LG	B
Barker	85	3,824	45.0	38.5	11	28	65	0
Jaguars	85	3,824	45.0	38.5	11	28	65	0
Opponents	78	3,395	43.5	34.0	8	17	67	0

PUNT RET.	NO	FC	YDS	AVG	LG	TD
Barlow	43	14	555	12.9	85t	1
Logan	2	0	26	13.0	17	0
Jaguars	45	14	581	12.9	85t	1
Opponents	40	11	332	8.3	25	0

KICKOFF RET.	NO	YDS	AVG	LG	TD
Barlow	30	747	24.9	91	0
Logan	18	414	23.0	53	0
Banks	5	133	26.6	65	0
Jones	2	-1	-0.5	0	0
Mitchell	2	27	13.5	14	0
Fordham	1	0	0.0	0	0
Jones	1	21	21.0	21	0
McCardell	1	15	15.0	15	0
Sadowski	1	0	0.0	0	0
Moore	0	10	---	10	0
Jaguars	61	1,366	22.4	91	0
Opponents	76	1,858	24.4	88t	1

2-POINT CONVERSIONS: McCardell
Jaguars 1-2, Opponents 1-6

FGs	1-19	20-29	30-39	40-49	50+
Hollis	1/1	8/10	8/9	4/5	0/1
Jaguars	1/1	8/10	8/9	4/5	0/1
Opponents	1/1	7/7	12/12	7/11	3/4

Hollis: (23G) (37N, 21N) (34G, 25B) (18G, 36G) (45N) (35G, 23G, 27G) (45G, 51N) (33G) (39G) (31G, 27G, 34G) () (23G, 47G) (44G, 43G, 30G) (21G, 29G) (25G) ()

Opponents: (45G, 35G, 42N, 19G) (36G, 43G, 29G) (25G) (34G, 32G, 32G) (54N) (24G) (31G, 63G, 32G) () (50G) (34G) (38G, 29G, 41G) (42N, 30G) (47N, 34G, 24G, 45G) (28G, 30G, 41G) (48G, 53G, 44G) (47N, 24G)

SACKS: Smeenge 7.5, Paup 6.5, Brackens 3.5, Pritchett 3.0, White 3.0, Smith 2.0, Hardy 1.5, Boyer 1.0, Wynn 1.0, Davis 0.5, Jurkovic 0.5
Jaguars 30, Opponents 39

TACKLES (Solo-Assists-Total): Hardy (100-86-186), Schwartz (49-64-113), Paup (56-50-106), Darius (61-44-105), Beasley (70-16-86), Thomas (51-18-69), Smeenge (24-42-66), T. Davis (44-20-64), Hudson (44-20-64), Jurkovic (23-38-61), Wynn (25-33-58), McManus (17-32-49), Brackens (26-22-48), Figures (37-9-46), White (18-20-38), Pritchett (23-14-37), Logan (16-13-29), Boyer (11-15-26), F. Smith (9-17-26), Curry (4-11-15), Payne (5-8-13), Mason (5-4-9), Hamilton (2-3-5), Settles (3-1-4), McElmurry (2-1-3), Threats (1-1-2), Devine (1-0-1)

USUAL STARTING LINEUP

OFFENSE

- QB Mark Brunell (14)
- RB Fred Taylor (12)
- FB Daimon Shelton (8)
- WR Keenan McCardell (15)
- WR Jimmy Smith (15)
- TE Pete Mitchell (16)
- Damon Jones (7)
- LT Tony Boselli (15)
- LG Ben Coleman (15)
- C Quentin Neujahr (16)
- RG Brian DeMarco (8)
- Rich Tytski (7)
- RT Leon Searcy (15)

DEFENSE

- LE Joel Smeenge (14)
- LT John Jurkovic (9)
- Kelvin Pritchett (5)
- RT John Jurkovic (7)
- Kelvin Pritchett (4)
- Renaldo Wynn (4)
- RE Tony Brackens (8)
- Renaldo Wynn (7)
- SLB Bryce Paup (16)
- MLB Bryan Schwartz (12)
- Tom McManus (4)
- WLB Kevin Hardy (16)
- LCB Aaron Beasley (15)
- RCB Dave Thomas (12)
- Deon Figures (4)
- LS Donovin Darius (13)
- RS Chris Hudson (13)

PASSING	ATT	CMP	PCT	YDS	YDS/ATT	TD	INT	LG	SK/YDS	RTG
Brunell	354	208	58.8	2,601	7.35	20	9	78t	28/172	89.9
Quinn	64	34	53.1	387	6.05	2	3	64	9/49	62.4
Martin	45	27	60.0	355	7.89	2	0	67t	2/10	99.8
Jaguars	463	269	58.1	3,343	7.22	24	12	78t	39/231	87.1
Opponents	577	325	56.3	3,768	6.53	23	13	79t	30/209	80.1



1999 STATISTICS

HEAD COACH: TOM COUGHLIN

RECORD: 14-2 (.688)

STANDINGS: 1st, AFC CENTRAL

DATE	OPPONENT	RESULT	ATT.
Sept. 12	San Francisco	W, 41-3	68,678
Sept. 19	at Carolina	W, 22-20	64,261
Sept. 26	Tennessee	L, 19-20	61,502
Oct. 3	at Pittsburgh	W, 17-3	57,308
Oct. 11	at N.Y. Jets	W, 16-6	78,216
Oct. 17	Cleveland	W, 24-7	62,047
Oct. 31	at Cincinnati	W, 41-10	49,138
Nov. 7	at Atlanta	W, 30-7	68,466
Nov. 14	Baltimore	W, 6-3	67,391
Nov. 21	New Orleans	W, 41-23	69,772
Nov. 28	at Baltimore	W, 30-23	68,428
Dec. 2	Pittsburgh	W, 20-6	68,806
Dec. 13	Denver	W, 27-24	71,357
Dec. 19	at Cleveland	W, 24-14	72,038
Dec. 26	at Tennessee	L, 14-41	66,641
Jan. 2	Cincinnati	W, 24-7	70,532
Jan. 15	Miami	W, 62-7	75,173
Jan. 23	Tennessee	L, 14-33	75,206

	JAGUARS	OPP.
TOTAL FIRST DOWNS	331	248
Rushing	116	72
Passing	194	159
Penalty	21	17
3rd Down: Made/Att	92/230	72/215
3rd Down Pct.	40.0	33.5
4th Down: Made/Att	5/10	5/20
4th Down Pct.	50.0	25.0
POSSESSION AVG.	31:57	28:03
TOTAL NET YARDS	5,586	4,334
Avg. Per Game	349.1	270.9
Total Plays	1,085	951
Avg. Per Play	5.1	4.6
NET YARDS RUSHING	2,091	1,444
Avg. Per Game	130.7	90.3
Total Rushes	514	373
NET YARDS PASSING	3,495	2,890
Avg. Per Game	218.4	180.6
Sacked/Yards Lost	36/221	57/373
Gross Yards	3,716	3,263
Att./Comp.	535/320	521/291
Completion Pct.	59.8	55.9
Had Intercepted	11	19
PUNTS/AVERAGE	78/41.8	96/41.4
NET PUNTING AVG.	78/36.9	96/34.5
PENALTIES/YARDS	90/755	93/728
FUMBLES/BALL LOST	18/7	31/11
TOUCHDOWNS	42	24
Rushing	20	6
Passing	16	18
Returns	6	0

BY PERIODS	1	2	3	4	OT	PTS
Jaguars	61	109	103	123	0	396
Opponents	44	81	40	52	0	217

SCORING	TD	RU	PA	RT	PAT	FG	S	TP
Hollis	0	0	0	0	37/37	31/38	0	130
J. Stewart	13	13	0	0	0	0	0	78
J. Smith	6	0	6	0	0	0	0	38
F. Taylor	6	6	0	0	0	0	0	36
McCardell	5	0	5	0	0	0	0	32
Jones	4	0	4	0	0	0	0	24
Beasley	2	0	0	2	0	0	0	12
Brady	1	0	1	0	0	0	0	8
Brunell	1	1	0	0	0	0	0	8
Barlow	1	0	0	1	0	0	0	6
Brackens	1	0	0	1	0	0	0	6
Craft	1	0	0	1	0	0	0	6
Whitted	1	0	0	1	0	0	0	6
Team	0	0	0	0	0	0	2	4
Smeenge	0	0	0	0	0	0	1	2
Jaguars	42	20	16	6	37/37	31/38	3	396
Opponents	24	6	18	0	22/22	17/18	0	217

RUSHING	NO	YDS	AVG	LG	TD
J. Stewart	249	931	3.7	44t	13
Taylor	159	732	4.6	52	6
Brunell	47	208	4.4	15	1
Banks	23	82	3.6	21	0
Howard	13	55	4.2	22	0
Mack	7	40	5.7	19	0
Fiedler	13	26	2.0	15	0
Whitted	1	9	9.0	9	0
Barker	1	6	6.0	6	0
Shelton	1	2	2.0	2	0
Jaguars	514	2,091	4.1	52	20
Opponents	373	1,444	3.9	46	6

RECEIVING	NO	YDS	AVG	LG	TD
J. Smith	116	1,636	14.1	62	6
McCardell	78	891	11.4	49	5
Brady	32	346	10.8	30	1
J. Stewart	21	108	5.1	19	0
Jones	19	221	11.6	31	4
Barlow	16	202	12.6	31	0
Banks	14	137	9.8	38	0
Shelton	12	87	7.3	13	0
Taylor	10	83	8.3	41	0
Howard	1	8	8.0	8	0
Wiegert	1	-3	-3.0	-3	0
Jaguars	320	3,716	11.6	62	16
Opponents	291	3,263	11.2	65t	18

INTERCEPTIONS	NO	YDS	AVG	LG	TD
Beasley	6	200	33.3	93t	2
Darius	4	37	9.3	29	0
Thomas	2	36	18.0	36	0
Brackens	2	16	8.0	16t	1
Bryant	2	0	0.0	0	0
McElmurry	1	26	26.0	26	0
Marts	1	10	10.0	10	0
Boyer	1	5	5.0	5	0
Jaguars	19	330	17.4	93t	3
Opponents	11	149	13.5	43	0

PUNTING	NO	YDS	AVG	NET	TB	IN	LG	B
Barker	78	3,260	41.8	36.9	6	32	83	0
Jaguars	78	3,260	41.8	36.9	6	32	83	0
Opponents	96	3,976	41.4	34.5	10	21	75	1

PUNT RET.	NO	FC	YDS	AVG	LG	TD
Barlow	38	17	414	10.9	74t	1
McCardell	6	4	41	6.8	19	0
Logan	1	0	7	7.0	7	0
Jaguars	45	21	462	10.3	74t	1
Opponents	37	12	259	7.0	36	0

KICKOFF RET.	NO	YDS	AVG	LG	TD
Barlow	19	396	20.8	56	0
Whitted	8	187	23.4	98t	1
Mack	6	112	18.7	32	0
Banks	5	78	15.6	20	0
Jackson	3	58	19.3	23	0
McCardell	2	19	9.5	10	0
Chamblin	1	6	6.0	6	0
Logan	1	25	25.0	25	0
Shelton	1	0	0.0	0	0
Jones	0	0	---	---	0
Jaguars	46	881	19.2	98t	1
Opponents	64	1,474	23.0	66	0

2-POINT CONVERSIONS: Brady, Brunell, McCardell, Smith
Jaguars 4-5, Opponents 0-2

FGs	1-19	20-29	30-39	40-49	50+
Hollis	0/0	12/13	8/9	10/15	1/1
Jaguars	0/0	12/13	8/9	10/15	1/1
Opponents	0/0	3/3	5/6	8/8	1/1

Hollis: (41G,32G,50G,42G) (36G,40G,31G,49N) (42G) (27G,41G) (32G,44G,21G) (20G,36G,24G) (43G,21G) (27G,48B,24G,34G) (28G,28G,41N) (45G,32G) () (25G,32G) (49G,23G) (49N,41G,48N) () (34N,27G,28N)

Opponents: (42G) () (44G,48G) (48G) (33G,42G) () (29G) () (23G) (52G,39N) (46G,31G,33G) (40G,38G) (40G) () (30G,20G) ()

SACKS: Brackens 12.0, Hardy 10.5, Walker 10.0, Smeenge 5.0, Boyer 4.0, Lake 3.5, L. Smith 3.0, Marts 2.0, Beasley 1.5, Payne 1.5, Wynn 1.5, Paup 1.0, Curry 0.5 **Jaguars 57, Opponents 36**

TACKLES (Solo-Assists-Total): Hardy (87-66-153), Darius (68-47-115), Marts (66-46-112), Bryant (64-14-78), Brackens (47-29-76), Lake (56-15-71), Walker (34-37-71), Beasley (55-12-67), Payne (20-40-60), Smeenge (28-28-56), Paup (23-29-52), Boyer (23-20-43), Wynn (9-28-37), McElmurry (21-7-28), L. Smith (10-14-24), Thomas (12-3-15), Curry (4-6-10), McManus (5-4-9), Leroy (2-6-8), R. Stewart (3-5-8), Upshaw (4-4-8), Schwartz (3-3-6)

USUAL STARTING LINEUP

OFFENSE

- QB Mark Brunell (15)
- RB Fred Taylor (9)
- James Stewart (7)
- FB Daimon Shelton (9)
- WR Keenan McCardell (15)
- WR Jimmy Smith (16)
- TE Kyle Brady (12)
- Damon Jones (8)
- LT Tony Boselli (16)
- LG Ben Coleman (12)
- C John Wade (16)
- RG Zach Wiegert (12)
- Rich Tylski (8)
- RT Leon Searcy (16)

DEFENSE

- LE Renaldo Wynn (10)
- Joel Smeenge (7)
- LT Gary Walker (16)
- RT Seth Payne (16)
- RE Tony Brackens (15)
- SLB Bryce Paup (14)
- MLB Lonnie Marts (16)
- WLB Kevin Hardy (16)
- LCB Fernando Bryant (16)
- RCB Aaron Beasley (16)
- SS Donovin Darius (16)
- FS Carnell Lake (16)

PASSING	ATT	CMP	PCT	YDS	YDS/ATT	TD	INT	LG	SK/YDS	RTG
Brunell	441	259	58.7	3,060	6.94	14	9	62	29/174	82.0
Fiedler	94	61	64.9	656	6.98	2	2	25t	7/47	83.5
Jaguars	535	320	59.8	3,716	6.95	16	11	62	36/221	82.3
Opponents	521	291	55.9	3,263	6.26	18	19	65t	57/373	71.0



2000 STATISTICS

HEAD COACH: TOM COUGHLIN

RECORD: 7-9 (.438)

STANDINGS: 4TH, AFC CENTRAL

DATE	OPPONENT	RESULT	ATT.
Sept. 3	at Cleveland	W, 27-7	72,418
Sept. 10	at Baltimore	L, 36-39	68,843
Sept. 17	Cincinnati	W, 13-0	45,653
Sept. 25	at Indianapolis	L, 14-43	56,816
Oct. 1	Pittsburgh	L, 13-24	64,351
Oct. 8	Baltimore	L, 10-15	65,194
Oct. 16	at Tennessee	L, 13-27	68,498
Oct. 22	Washington	L, 16-35	69,061
Oct. 29	at Dallas	W, 23-17 (OT)	63,554
Nov. 12	Seattle	L, 21-28	68,063
Nov. 19	at Pittsburgh	W, 34-24	50,925
Nov. 26	Tennessee	W, 16-13	65,454
Dec. 3	Cleveland	W, 48-0	51,262
Dec. 10	Arizona	W, 44-10	53,472
Dec. 17	at Cincinnati	L, 14-17	50,469
Dec. 23	at N.Y. Giants	L, 25-28	77,924

TOTAL FIRST DOWNS	JAGUARS	OPP.
Rushing	318	252
Passing	109	85
Penalty	193	144
Third Down: Made /Att.	16	23
Third Down Pct.	100/235	74/203
Fourth Down: Made/Att.	42.6	36.5
Fourth Down Pct.	5/14	4/8
POSSSESSION AVG.	31:32	28:28
TOTAL NET YARDS	5,690	4,845
Average per Game	355.6	302.8
Total Plays	1,080	934
Average Per Play	5.3	5.2
NET YARDS RUSHING	2,032	1,685
Average per Game	127.0	105.3
Total Rushes	481	436
NET YARDS PASSING	3,658	3,160
Average per Game	228.6	197.5
Sacked/Yards Lost	54/289	40/247
Gross Yards	3,947	3,407
Attempts/Completions	545/333	458/258
Completion Pct.	61.1	56.3
Had Intercepted	15	12
PUNTS/AVERAGE	79/41.9	90/42.5
NET PUNTING AVERAGE	79/34.3	90/37.0
PENALTIES/YARDS	95/703	96/814
FUMBLES/BALLS LOST	27/14	26/18
TOUCHDOWNS	40	39
Rushing	18	14
Passing	22	23
Returns	0	2

BY PERIODS	1	2	3	4	OT	PTS
Jaguars	69	142	74	76	6	367
Opponents	59	88	61	119	0	327

SCORING	TD	RU	PA	RT	PAT	FG	S	TP
Hollis	0	0	0	0	33/33	24/26	0	105
F. Taylor	14	12	2	0			0	84
J. Smith	8	0	8	0			0	48
McCardell	5	0	5	0			0	30
Brady	3	0	3	0			0	20
Lindsey	0	0	0	0	5/5	5/7	0	20
Whitted	3	0	3	0			0	18
Brunell	2	2	0	0			0	12
Howard	1	1	0	0			0	6
A. Johnson	1	1	0	0			0	6
Mack	1	1	0	0			0	6
Soward	1	0	1	0			0	6
Stith	1	1	0	0			0	6
Jaguars	40	18	22	0	38/38	29/33	0	367
Opponents	39	14	23	2	36/36	17/24	1	327

RUSHING	NO	YDS	AVG	LG	TD
F. Taylor	292	1,399	4.8	71	12
Brunell	48	236	4.9	16	2
Mack	54	145	2.7	14	1
A. Johnson	28	112	4.0	19	1
Stith	20	55	2.8	12	1
Howard	21	52	2.5	9t	1
Soward	3	28	9.3	20	0
J. Williams	2	8	4.0	4	0
Shelton	2	3	1.5	2	0
Dukes	2	2	1.0	2	0
Quinn	2	-2	1.0	-1	0
Martin	7	-6	-0.9	2	0
Jaguars	481	2,032	4.2	71	18
Opponents	436	1,685	3.9	45t	14

RECEIVING	NO	YDS	AVG	LG	TD
McCardell	94	1,207	12.8	67t	5
J. Smith	91	1,213	13.3	65t	8
Brady	64	729	11.4	36	3
F. Taylor	36	240	6.7	19	2
Soward	14	154	11.0	45	1
Whitted	13	137	10.5	37t	3
A. Johnson	12	153	12.8	48	0
Shelton	4	48	12.0	16	0
Howard	3	26	8.7	13	0
Barlow	1	28	28.0	28	0
Jones	1	12	12.0	12	0
Jaguars	333	3,947	11.9	67t	22
Opponents	258	3,407	13.2	77t	23

INTERCEPTIONS	NO	YDS	AVG	LG	TD
R. Stewart	2	37	18.5	24	0
Darius	2	26	13.0	21	0
Logan	2	14	7.0	14	0
Beasley	1	39	39.0	39	0
Boyer	1	12	12.0	12	0
Nickerson	1	10	10.0	10	0
Brackens	1	7	7.0	7	0
Bryant	1	0	0.0	0	0
Hardy	1	0	0.0	0	0
Jaguars	12	145	12.1	39	0
Opponents	11	149	13.5	43	0

PUNTING	NO	YDS	AVG	NET	TB	IN	LG	B
Barker	76	3,194	42.0	34.4	5	29	65	0
Lindsey	3	117	39.0	32.3	1	0	46	0
Jaguars	79	3,311	41.9	34.3	6	29	65	0
Opponents	90	3,822	42.5	37.0	8	25	67	1

PUNT RET.	NO	FC	YDS	AVG	LG	TD
Barlow	29	14	200	6.9	21	0
Soward	14	5	108	7.7	18	0
McCardell	3	0	25	8.3	22	0
Jaguars	46	19	333	7.2	22	0
Opponents	38	7	478	12.6	82t	1

KICKOFF RET.	NO	YDS	AVG	LG	TD
Stith	33	785	23.8	47	0
Barlow	11	224	20.4	27	0
Mack	6	104	17.3	35	0
Soward	4	93	23.3	28	0
Whitted	4	67	16.8	20	0
J. Williams	2	50	25.0	30	0
Fordham	1	0	0.0	0	0
Leroy	1	0	0.0	0	0
Jaguars	62	1,323	21.3	47	0
Opponents	73	1,523	20.9	66	1

2-POINT CONVERSIONS: Brady
Jaguars 1-1, Opponents 2-3

FGs	1-19	20-29	30-39	40-49	50+
Hollis	0/0	6/7	8/8	7/8	3/3
Lindsey	2/2	0/0	1/3	2/2	0/0
Jaguars	2/2	6/7	9/11	9/10	3/3
Opponents	2/2	6/7	4/5	5/10	0/0

Hollis: (50G,25G) (36G, 45G, 48G, 34G, 48G) () () () ()
(23G, 45G) (23G,33G, 51G) (42G, 49B) () (36G, 33G) (27G,
20G, 38G) (40G, 24G) (36G, 50G, 40G) (28N) (36G)
Lindsey: (30G, 33N, 19G) () (19G, 48G) (49G, 31N)

Opponents: () (44G) (44N, 47N) (41G, 22G) (19G) (47G,
32G, 43G, 21G, 24G) (26G, 44N, 28G) () (19G) () (40G,
42N) (30G, 38G, 28N) () (47N, 32G) (27G) (39N)

SACKS: Brackens 7.5, Smeenge 6.0, Beasley 5.0,
Walker 5.0, Boyer 3.5, Wynn 3.5, Hardy 3.0, Payne 2.0,
Darius 1.0, Logan 1.0, Nickerson 1.0, Spicer 1.0, Meier
0.5 Jaguars 40, Opponents 54

TACKLES (Solo-Assists-Total): Hardy (88-61-149),
Darius (80-32-112), Slaughter (45-63-108), Brackens
(47-31-78), Nickerson (34-41-75), Payne (32-42-74),
Walker (30-38-68), Logan (50-11-61), Bryant (42-15-57),
Wynn (26-29-55), Beasley (45-8-53), Boyer (21-24-45), R.
Stewart (28-11-39), Smeenge (13-18-31), L. Smith (11-
19-30), Craft (24-5-29), Storz (10-15-25), K. Thomas
(17-3-20), Meier (11-6-17), Marts (5-9-14), Leroy (5-8-
13), Clark (3-3-6), Spicer (2-2-4), Swift (0-1-1)

USUAL STARTING LINEUP

OFFENSE

- QB Mark Brunell (16)
- RB Fred Taylor (13)
- FB Daimon Shelton (9)
- WR Keenan McCardell (16)
- WR Jimmy Smith (14)
- TE Kyle Brady (16)
- LT Tony Boselli (16)
- LG Brad Meester (16)
- C Jeff Smith (12)
- RG Brenden Stai (16)
- RT Zach Wiegert (8)
- Todd Fordham (8)

DEFENSE

- LE Renaldo Wynn (14)
- LT Gary Walker (14)
- RT Seth Payne (16)
- RE Tony Brackens (16)
- SLB Kevin Hardy (6)
- Lonnie Marts (2)
- MLB T.J. Slaughter (7)
- Hardy Nickerson (4)
- WLB Kevin Hardy (10)
- Brant Boyer (4)
- LCB Fernando Bryant (14)
- RCB Aaron Beasley (14)
- SS Donovan Darius (16)
- FS Rayna Stewart (9)
- Mike Logan (7)

PASSING	ATT	CMP	PCT	YDS	YDS/ATT	TD	INT	LG	SK/YDS	RTG
Brunell	512	311	60.7	3,640	7.1	20	14	67t	54/289	84.0
Martin	33	22	66.7	307	9.30	2	1	65t	0/0	104.0
Jaguars	545	333	61.1	3,947	7.24	22	15	67t	54/289	85.2
Opponents	458	258	56.3	3,407	7.44	23	12	77t	40/247	85.8



2001 STATISTICS

HEAD COACH: TOM COUGHLIN

RECORD: 6-10 (.375)

STANDINGS: 5TH, AFC CENTRAL

DATE	OPPONENT	RESULT	ATT.
Sept. 9	Pittsburgh	W, 21-3	63,785
Sept. 23	Tennessee	W, 13-6	65,994
Sept. 30	Cleveland	L, 14-23	57,875
Oct. 7 at	Seattle	L, 15-24	54,524
Oct. 18	Buffalo	L, 10-13	58,893
Oct. 28 at	Baltimore	L, 17-18	69,439
Nov. 4 at	Tennessee	L, 24-28	68,798
Nov. 11	Cincinnati	W, 30-13	57,161
Nov. 18 at	Pittsburgh	L, 7-20	62,644
Nov. 25	Baltimore	L, 21-24	53,530
Dec. 3	Green Bay	L, 21-28	66,908
Dec. 9 at	Cincinnati	W, 14-10	44,920
Dec. 16 at	Cleveland	W, 15-10	72,818
Dec. 23 at	Minnesota	W, 33-3	64,150
Dec. 30	Kansas City	L, 26-30	59,396
Jan. 6 at	Chicago	L, 13-33	66,944

• TV blackout

	JAGUARS	OPP.
TOTAL FIRST DOWNS	289	300
Rushing	85	89
Passing	181	193
Penalty	23	18
Third Down: Made / Att.	70 / 198	87 / 227
Third Down Pct.	35.4	38.3
Fourth Down: Made / Att.	3 / 12	5 / 18
Fourth Down Pct.	25.0	27.8
POSSESSION AVG.	28:01	31:59
TOTAL NET YARDS	4,840	5,070
Average per Game	302.5	316.9
Total Plays	969	1,056
Average Per Play	5.0	4.8
NET YARDS RUSHING	1,600	1,611
Average per Game	100.0	100.7
Total Rushes	372	469
NET YARDS PASSING	3,240	3,459
Average per Game	202.5	216.2
Sacked/Yards Lost	63/430	43/298
Gross Yards	3,670	3,757
Attempts/Completions	534/321	544/354
Completion Pct.	60.1	65.1
Had Intercepted	14	12
PUNTS/AVERAGE	82/43.6	83/40.5
NET PUNTING AVERAGE	82/37.1	83.35/0
PENALTIES/YARDS	97/710	96/834
FUMBLES/BALLS LOST	29/13	28/12
TOUCHDOWNS	34	30
Rushing	11	15
Passing	20	13
Returns	3	2

BY PERIODS	1	2	3	4	OT	PTS
Jaguars	49	83	90	72	0	294
Opponents	43	89	75	79	0	286

SCORING	TD	RU	PA	RT	PAT	FG	S	TP
Hollis	0	0	0	0	29/31	18/28	0	83
Mack	10	9	1	0	0	0	0	60
J. Smith	8	0	8	0	0	0	0	48
McCardell	6	0	6	0	0	0	0	38
Joseph	3	0	2	1	0	0	0	18
Brady	2	0	2	0	0	0	0	12
Battles	1	0	0	1	0	0	0	6
Beasley	1	0	0	1	0	0	0	6
Brunell	1	1	0	0	0	0	0	6
D. Jones	1	0	1	0	0	0	0	6
Moreau	1	1	0	0	0	0	0	6
Brackens	0	0	0	0	0	1	2	0
Holmes	0	0	0	0	1/1	0/0	0	1
Jaguars	34	11	20	3	30/32	18/28	2	294
Opponents	30	15	13	2	28/28	26/35	0	286

RUSHING	NO	YDS	AVG	LG	TD
Mack	213	877	4.1	54	9
Joseph	68	294	4.3	27	0
Brunell	39	224	5.7	38	1
Taylor	30	116	3.9	24	0
Quinn	8	42	5.3	27	0
Moreau	8	27	3.4	14	1
Gibson	2	19	9.5	18	0
Whitted	1	4	4.0	4	0
Hanson	2	0	0.0	0	0
Smith	1	-3	-3.0	-3	0
Jaguars	372	1,600	4.3	54	11
Opponents	469	1,611	3.4	40	15

RECEIVING	NO	YDS	AVG	LG	TD
Smith	112	1,373	12.3	35t	8
McCardell	93	1,110	11.9	45	6
Brady	36	386	10.7	20t	2
Mack	23	165	7.2	25	1
Dawkins	20	234	11.7	28	0
Joseph	18	183	10.2	29t	2
Jones	8	140	17.5	40	1
Washington	5	36	7.2	12	0
Whitted	2	17	8.5	10	0
Gibson	2	13	6.5	9	0
F. Taylor	2	13	6.5	11	0
Jaguars	321	3,670	11.4	45	20
Opponents	354	3,757	10.6	63	13

INTERCEPTIONS	NO	YDS	AVG	LG	TD
Nickerson	3	4	1.3	2	0
Beasley	3	0	0.0	0	0
Battles	2	26	13.0	26	0
Craft	2	4	2.0	4	0
Darius	1	39	39.0	39	0
McCree	1	10	10.0	10	0
Jaguars	12	83	6.9	39	0
Opponents	14	299	21.4	97t	2

PUNTING	NO	YDS	AVG	NET	TB	IN	LG	B
Hanson	82	3,577	43.6	37.1	12	24	59	0
Jaguars	82	3,577	43.6	37.1	12	24	59	0
Opponents	83	3,359	40.5	35.0	6	31	68	0

PUNT RET.	NO	FC	YDS	AVG	LG	TD
Gibson	38	22	333	8.8	24	0
Jaguars	38	22	333	8.8	24	0
Opponents	38	15	295	7.8	43	0

KICKOFF RET.	NO	YDS	AVG	LG	TD
Gibson	26	511	19.7	35	0
Joseph	17	428	25.2	95t	1
Ross	8	150	18.8	26	0
Mack	2	49	24.5	31	0
Meier	2	14	7.0	8	0
Boyd	1	0	0.0	0	0
Price	1	4	4.0	4	0
Spicer	1	8	8.0	8	0
Jaguars	58	1,164	20.1	95t	1
Opponents	65	1,266	19.5	49	0

2-POINT CONVERSIONS: McCardell
Jaguars 1-2, Opponents 0-2

FGs	1-19	20-29	30-39	40-49	50+
Hollis	0/0	4/5	8/11	6/11	0/1
Jaguars	0/0	4/5	8/11	6/11	0/1
Opponents	0/0	11/12	4/5	10/15	1/3

Hollis: (22N) (35G, 37N, 39G) (42N) (32G, 48G 52N 48G) (41G) (40G) (38G) () (47N) (38N) (34G, 30G, 42N) (44N) (43G, 46G, 37G) (39G, 23G 21G, 21G) (28G, 42N) (36B)

Opponents: (41G) (47N, 22G, 43G) (35G, 28G, 30G) (40N, 25G) (41N, 39N, 30G, 46G) (49G, 28G) (51N, 46N) (26G, 52G) (48G, 28G) (41G, 41N) (52N, 29B) (47G) (29G) (32G) (47G, 40G, 29G) (47G, 23G, 25G, 22G)

SACKS: Brackens 11.0, Walker 7.5, Hardy 5.5, Payne 5.0, Wynn 5.0, K. Thomas 3.0, Spicer 2.0, Battles 1.0, McCree 1.0, Slaughter 1.0, Westmoreland 1.0
Jaguars 43, Opponents 63

TACKLES (Solo-Assists-Total): Nickerson (102-128-230), Darius (74-25-99), Hardy (61-37-98), Slaughter (50-42-92), Payne (46-40-86), Wynn (40-35-75), Walker (42-31-73), Brackens (41-30-71), Battles (50-14-64), Stroud (24-38-62), McCree (36-22-58), Bryant (50-6-56), Craft (48-8-56), Clark (20-28-48), K. Thomas (42-5-47), E. Thomas (15-29-44), Beasley (36-6-42), Spicer (22-19-41), Westmoreland (17-19-36), Meier (12-9-21), Posey (5-8-13), Tuipala (7-5-12), Wheeler (10-1-11), L. Smith (3-5-8), Boyd (2-2-4)

USUAL STARTING LINEUP

OFFENSE

QB	Mark Brunell (15)
RB	Stacey Mack (11)
FB	Patrick Washington (6)
WR	Keenan McCardell (16)
WR	Jimmy Smith (16)
TE	Kyle Brady (16)
LT	Todd Fordham (12)
	Tony Boselli (3)
LG	Brad Meester (16)
C	Jeff Smith (16)
RG	Zach Wiegert (16)
RT	Maurice Williams (16)

DEFENSE

LE	Renaldo Wynn (16)
LT	Gary Walker (16)
RT	Seth Payne (16)
RE	Tony Brackens (12)
SLB	Kevin Hardy (9)
	Jeff Posey (5)
MLB	Hardy Nickerson (14)
WLB	T.J. Slaughter (6)
	Edward Thomas (4)
LCB	Fernando Bryant (9)
	Jason Craft (4)
RCB	Aaron Beasley (12)
SS	Donovin Darius (11)
	Ainsley Battles (5)
FS	Marlon McCree (10)
	Ainsley Battles (6)

PASSING	ATT	CMP	PCT	YDS	YDS/ATT	TD	INT	LG	SK/YDS	RTG
Brunell	473	289	61.1	3,309	7.00	19	13	44	57/387	84.1
Quinn	61	32	52.5	361	5.92	1	1	45	6/43	69.1
Jaguars	534	321	60.1	3,670	6.87	20	14	45	63/430	82.4
Opponents	544	354	65.1	3,757	6.91	13	12	63	43/298	83.9



2002 STATISTICS

HEAD COACH: TOM COUGHLIN

RECORD: 6-10 (.375)

STANDINGS: 5TH, AFC SOUTH

DATE	OPPONENT	RESULT	ATT.
Sept. 8	Indianapolis	L, 25-28	56,595
Sept. 15 at	Kansas City	W, 23-16	77,934
Sept. 29	N.Y. Jets	W, 28-3	55,670
Oct. 6	Philadelphia	W, 28-25	65,005
Oct. 13 at	Tennessee	L, 14-23	68,804
Oct. 20 at	Baltimore	L, 10-17	69,173
Oct. 27	Houston	L, 19-21	53,721
Nov. 3 at	N.Y. Giants	L, 17-24	78,337
Nov. 10	Washington	W, 26-7	66,665
Nov. 17 at	Houston	W, 24-21	69,711
Nov. 24 at	Dallas	L, 19-21	62,204
Dec. 1	Pittsburgh	L, 23-25	55,260
Dec. 8	Cleveland	L, 20-21	46,267
Dec. 15 at	Cincinnati	W, 29-15	42,092
Dec. 22	Tennessee	L, 10-28	51,033
Dec. 29 at	Indianapolis	L, 13-20	56,755

• TV blackout

	JAGUARS	OPP.
TOTAL FIRST DOWNS	275	324
Rushing	105	112
Passing	156	188
Penalty	14	24
Third Down: Made /Att.	71/207	83/212
Third Down Pct.	34.3	39.2
Fourth Down: Made/Att.	18/26	11/20
Fourth Down Pct.	69.2	55.0

POSSESSION AVG. 28:39 **OPP. 31:21**

TOTAL NET YARDS 4,851 **OPP. 5,335**

Average per Game 303.2 333.4

Total Plays 959 1,042

Average Per Play 5.1 5.1

NET YARDS RUSHING 2,089 **OPP. 2,071**

Average per Game 130.6 129.4

Total Rushes 566 487

NET YARDS PASSING 2,762 **OPP. 3,264**

Average per Game 172.6 204.0

Sacked/Yards Lost 42/257 36/224

Gross Yards 3,019 3,488

Attempts/Completions 462/268 519/314

Completion Pct. 58.0 60.5

Had Intercepted 9 14

PUNTS/AVERAGE 81/44.2 **OPP. 65/38.7**

NET PUNTING AVERAGE 81/37.6 **OPP. 65/32.1**

PENALTIES/YARDS 89/685 **OPP. 96/717**

FUMBLES/BALLS LOST 12/6 **OPP. 20/13**

TOUCHDOWNS 38 **OPP. 35**

Rushing 19 24

Passing 18 19

Returns 1 2

BY PERIODS

	1	2	3	4	OT	PTS
Jaguars	41	102	72	113	0	328
Opponents	47	100	74	94	0	315

SCORING

	TD	RU	PA	RT	PAT	FG	S	TP
Mack	9	9	0	0			0	54
Taylor	8	8	0	0			0	52
Smith	7	0	7	0			0	44
Seder	0	0	0	0	11/11	8/12	0	35
Epstein	0	0	0	0	13/13	5/9	0	28
Brady	4	0	4	0			0	24
Boyd	0	0	0	0	7/7	5/5	0	22
Garrard	2	2	0	0			0	12
Johnson	2	0	2	0			0	12
Lockett	2	0	2	0			0	12
Mitchell	2	0	2	0			0	12
Shaw	2	0	1	1			0	12
Cunningham	0	0	0	0	2/2	1/1	0	5
Meier	0	0	0	0			1	2
Jaguars	38	19	18	1	33/33	19/27	2	328
Opponents	35	14	19	2	32/32	23/34	0	315

RUSHING	NO	YDS	AVG	LG	TD
Taylor	287	1,314	4.6	63t	8
Mack	98	436	4.4	23	9
Brunell	43	207	4.8	27	0
Garrard	25	139	5.6	41t	2
Smith	1	2	2.0	2	0
Johnson	1	-9	-0.9	-9	0
Jaguars	455	2089	4.6	63t	19
Opponents	487	2071	4.3	44t	14

RECEIVING	NO	YDS	AVG	LG	TD
J. Smith	80	1,027	12.8	47	7
Taylor	49	408	8.3	72	0
Shaw	44	525	11.9	48	1
Brady	43	461	10.7	42t	4
Mitchell	25	246	9.8	45	2
Mack	11	79	7.2	12	0
Johnson	9	187	20.8	79t	2
Lockett	5	76	15.2	35	2
Luzar	1	5	5.0	5	0
Washington	1	5	5.0	5	0
Jaguars	268	3,019	11.3	79t	18
Opponents	314	3,488	11.1	60t	19

INTERCEPTIONS	NO	YDS	AVG	LG	TD
McCree	6	129	21.5	53	0
Craft	3	0	0.0	0	0
Bryant	1	26	26.0	26	0
Ayodele	1	22	22.0	22	0
Clark	1	7	7.0	7	0
Battles	1	6	6.0	6	0
Darius	1	3	3.0	3	0
Jaguars	14	193	13.8	53	0
Opponents	9	141	15.7	40t	2

PUNTING	NO	YDS	AVG	NET	TB	IN	LG	B
Hanson	81	3,583	44.2	37.6	10	27	64	0
Jaguars	81	3,583	44.2	37.6	10	27	64	0
Opponents	65	2,518	38.7	32.1	6	19	65	1

PUNT RET.	NO	FC	YDS	AVG	LG	TD
Shaw	25	17	310	12.4	69t	1
Charlton	1	0	0	0.0	0	0
Craft	1	0	1	1.0	1	0
Gibson	1	0	0	0.0	0	0
Jaguars	28	17	311	11.1	69t	1
Opponents	39	11	339	8.7	43	0

KICKOFF RET.	NO	YDS	AVG	LG	TD
Joseph	27	562	20.8	53	0
Mack	13	234	19.5	54	0
Charlton	10	236	23.6	32	0
Washington	5	35	7.0	11	0
Shaw	3	53	17.7	22	0
Lockett	1	-2	-2.0	-2	0
Luzar	1	0	0.0	0	0
Redmond	1	32	32.0	32	0
Spicer	1	12	12.0	12	0
Tuipala	1	3	3.0	3	0
Jaguars	62	1,323	21.3	47	0
Opponents	73	1,523	20.9	66	1

2-POINT CONVERSIONS: Taylor 2, Smith
Jaguars 3-5, Opponents 2-3

FGs	1-19	20-29	30-39	40-49	50+
Seder	0/0	4/4	2/3	2/4	0/1
Epstein	0/0	3/3	2/3	0/2	0/1
Boyd	0/0	3/3	2/2	0/0	0/0
Cunningham	0/0	1/1	0/0	0/0	0/0
Jaguars	0/0	11/11	6/8	2/6	0/2
Opponents	2/2	7/7	7/12	5/11	2/2

Seder: () () () () () (50N, 35N, 34G) (24G) (27G, 43G, 27G, 42G) (22G, 40N) (41N, 31G) () () () ()
Boyd: () () () () () () () () () () () () () () ()
Cunningham: () () () () () () () () () () () () () () ()
TEAM: (52N, 27G) (26G, 43N) (44N) (34G, 31G) () (39N, 22G) (50N, 35N, 34G) (24G) (27G, 43G, 27G, 42G) (22G, 40N) (41N, 31G) (23G) (33G, 22G) () (24G) (32G, 23G)

Opponents: (33B) (25G, 38G, 39G) (46G) (31G) (40G, 26G, 33G, 32N) (46N, 30G) (45N, 43G, 45G) (41N, 37N, 27G) (49N) () (33N) (25G, 29G, 30G, 46G, 33G, 50G) (42N, 36B) (51G, 18G, 25G) (46N) (19G, 27G)

SACKS: Henderson 6.5, Stroud 6.5, Coleman 5.0, Spicer 4.0, Ayodele 3.0, Clark 2.0, Meier 2.0, Brackens 1.0, Charlton 1.0, Darius 1.0, McCree 1.0, Rainer 1.0, L. Smith 1.0, Westmoreland 1.0
Jaguars 36, Opponents 42

TACKLES (Solo-Assists-Total): Rainer (87-101-188), Clark (73-79-152), Darius (74-42-116), Ayodele (51-57-108), Slaughter (47-59-106), McCree (63-22-85), Stroud (40-39-79), Henderson (59-20-79), Bryant (61-6-67), Craft (55-11-66), Westmoreland (26-38-65), Coleman (27-27-54), Spicer (28-17-45), Smith (16-20-36), Meier (20-12-32), Battles (19-6-25), Thomas (23-1-24), Charlton (22-2-24), Brackens (8-8-16), Tuipala (1-4-5), Boyd (3-1-4), Bean (1-0-1), Colinet (1-0-1), Combs (0-1-1), Mills (0-1-1)

USUAL STARTING LINEUP

	OFFENSE
WR	Jimmy Smith (16)
LT	Zach Wiegert (5)
	Mike Pearson (11)
LG	Brad Meester (16)
C	John Wade (16)
RG	Chris Naeole (16)
RT	Maurice Williams (5)
	Todd Fordham (9)
TE	Kyle Brady (16)
WR	Patrick Johnson (6)
	Bobby Shaw (10)
QB	Mark Brunell (15)
RB	Fred Taylor (16)
FB/TE	Pete Mitchell (11)
	Patrick Washington (3)
	DEFENSE
LE	Marco Coleman (16)
DT	Marcus Stroud (16)
DT	John Henderson (13)
RE	Tony Brackens (5)
	Rob Meier (7)
	Paul Spicer (4)
SLB	Danny Clark (12)
MLB	Wali Rainer (14)
WLB	T.J. Slaughter (11)
LCB	Fernando Bryant (16)
RCB	Jason Craft (16)
SS	Donovin Darius (16)
FS	Marlon McCree (16)

PASSING	ATT	CMP	PCT	YDS	YDS/ATT	TD	INT	LG	SK/YDS	RTG
Brunell	416	245	58.9	2,788	6.70	17	7	79t	34/210	85.7
Garrard	46	23	50.0	231	5.02	1	2	22	7/40	53.8
Johnson	0	0	0.00	0	0.00	0	0	0	1/7	0.0
Jaguars	462	268	58.0	3,019	6.53	18	9	79t	42/257	82.5
Opponents	519	314	60.5	3,488	6.72	19	14	60t	36/224	81.5



2003 STATISTICS

HEAD COACH: JACK DEL RIO

RECORD: 5-11 (.313)

STANDINGS: 3RD, AFC SOUTH

DATE	OPPONENT	RESULT	ATT.
Sept. 7	at Carolina	L, 23-24	72,134
Sept. 14	Buffalo	L, 17-38	58,613
Sept. 21	at Indianapolis	L, 13-23	55,770
Sept. 28	at Houston	L, 20-24	70,041
Oct. 5	San Diego	W, 27-21	48,954
Oct. 12	Miami	L, 10-24	66,437
Oct. 26	Tennessee	L, 17-30	55,918
Nov. 2	at Baltimore	L, 17-24	69,486
Nov. 9	Indianapolis	W, 28-23	45,037
Nov. 16	at Tennessee	L, 3-10	68,809
Nov. 23	at N.Y. Jets	L, 10-13	77,614
Nov. 30	Tampa Bay	W, 17-10	60,543
Dec. 7	Houston	W, 27-0	43,363
Dec. 14	at New England	L, 13-27	68,436
Dec. 21	New Orleans	W, 20-19	49,207
Dec. 28	at Atlanta	L, 14-21	70,266
		* TV blackout	

TOTAL FIRST DOWNS	JAGUARS	OPP.
Rushing	305	276
Passing	118	84
Penalty	163	172
Average Per Play	24	20
Third Down: Made/Att.	80/216	92/218
Third Down Pct.	37.0	42.2
Fourth Down: Made/Att.	13/26	7/14
Fourth Down Pct.	50.0	50.0
POSSESSION AVG.	30:09	29:51
TOTAL NET YARDS	5,358	4,657
Average per Game	334.9	291.1
Total Plays	1,024	976
Average Per Play	5.2	4.8
NET YARDS RUSHING	2,073	1,406
Average per Game	129.6	87.9
Total Rushes	481	442
NET YARDS PASSING	3,285	3,251
Average per Game	205.3	203.2
Sacked/Yards Lost	28/136	24/134
Gross Yards	3,421	3,385
Atts./Completions	515/303	510/303
Completion Pct.	58.8	59.4
Had Intercepted	17	15
PUNTS/AVERAGE	69/41.3	75/41.0
NET PUNTING AVE.	69/33.5	75/34.1
PENALTIES/YARDS	108/895	103/881
FUMBLES/BALLS LOST	27/14	26/12
TOUCHDOWNS	31	37
Rushing	13	12
Passing	17	23
Returns	1	2

BY PERIODS	1	2	3	4	OT	PTS
Jaguars	34	93	57	92	0	276
Opponents	85	81	57	108	0	331

SCORING	TD	RU	PA	RT	PAT	FG	S	TP
Marler	0	0	0	0	30/30	20/33	0	90
Taylor	7	6	1	0			0	42
Smith	4	0	4	0			0	24
T. Edwards	3	0	3	0			0	18
Toefield	3	2	1	0			0	18
Hatchette	2	0	2	0			0	12
Leftwich	2	2	0	0			0	12
Wrightster	2	0	2	0			0	12
Allen	1	0	1	0			0	6
Ayodele	1	0	0	1			0	6
Brady	1	0	1	0			0	6
Brunell	1	1	0	0			0	6
M. Edwards	1	1	0	0			0	6
F.-Ma'afala	1	1	0	0			0	6
Johnson	1	0	1	0			0	6
Lewis	1	0	1	0			0	6
Jaguars	31	13	17	1	30/30	20/33	0	276
Opp.	37	12	23	2	33/34	24/27	1	331

RUSHING	NO	YDS	AVG	LG	TD			
Taylor	345	1,572	4.6	62	6			
Toefield	53	212	4.0	30	2			
Fuamatu-Ma'afala	35	144	4.1	18	1			
Leftwich	25	108	4.3	18	2			
Brunell	8	19	2.4	12	1			
M. Edwards	7	13	1.9	3	1			
Allen	4	8	2.0	6	0			
Lewis	1	6	6.0	6	0			
T. Edwards	3	-9	-3.0	4	0			
Jaguars	481	2,073	4.3	62	13			
Opponents	442	1,406	3.2	29t	12			
RECEIVING	NO	YDS	AVG	LG	TD			
Smith	54	805	14.9	67	4			
Taylor	48	370	7.7	60t	1			
T. Edwards	35	487	13.9	84t	3			
M. Edwards	31	226	7.3	32	0			
Brady	29	281	9.7	26	1			
Johnson	17	253	14.9	28	1			
Hankton	17	166	9.8	22	0			
Hatchette	15	203	13.5	45	2			
Toefield	14	105	7.5	16	1			
Wrightster	13	150	11.5	30	2			
Stokes	13	116	8.9	22	0			
Allen	6	60	10.0	31	1			
Lewis	4	100	25.0	65t	1			
Redmond	3	67	22.3	29	0			
Luzar	3	30	10.0	21	0			
Fuamatu-Ma'afala	1	2	2.0	2	0			
Jaguars	303	3,421	11.3	84t	17			
Opponents	303	3,385	11.2	75t	23			
INTERCEPTIONS	NO	YDS	AVG	LG	TD			
Peterson	3	8	2.7	7	0			
Craft	2	29	14.5	21	0			
Ayodele	2	15	7.5	13	0			
Mathis	2	0	0.0	0	0			
Cooper	1	12	12.0	12	0			
Brackens	1	4	4.0	4	0			
Darius	1	4	4.0	4	0			
Trapp	1	4	4.0	4	0			
Spicer	1	2	2.0	2	0			
Bryant	1	0	0.0	0	0			
Jaguars	15	78	5.2	21	0			
Opponents	17	198	11.6	52	1			
PUNTING	NO	YDS	AVG	NET	TB	IN	LG	B
Royals	45	1,852	41.2	34.8	5	9	51	0
Hanson	23	1,001	43.5	31.1	1	4	58	1
Jaguars	69	2,853	41.3	33.5	6	13	58	1
Opponents	75	3,077	41.0	34.1	7	24	58	0
PUNT RET.	NO	FC	YDS	AVG	LG	TD		
Allen	27	15	324	12.0	52	0		
Lewis	5	0	45	9.0	14	0		
Mathis	2	3	7	3.5	6	0		
Jaguars	34	18	376	11.1	52	0		
Opponents	40	3	420	10.5	40	0		
KICKOFF RET.	NO	YDS	AVG	LG	TD			
Allen	41	831	20.3	61	0			
Toefield	14	272	19.4	35	0			
Lewis	6	111	18.5	26	0			
M. Edwards	2	44	22.0	24	0			
Redmond	1	21	21.0	21	0			
T. Edwards	1	20	20.0	20	0			
Brady	1	10	10.0	10	0			
Mathis	1	7	7.0	7	0			
Jaguars	67	1,316	19.6	61	0			
Opponents	58	1,227	21.2	58	0			

2-POINT CONVERSIONS:	Jaguars	Opponents
	0-1	1-3

PASSING	ATT	CMP	PCT	YDS	YDS/ATT	TD	INT	LG	SK/YDS	RTG
Leftwich	418	239	57.2	2,819	6.74	14	16	84t	19/90	73.0
Brunell	82	54	65.9	484	5.90	2	0	65t	9/46	89.7
Garrard	12	9	75.0	86	7.17	1	0	28	0/0	122.2
Toefield	2	1	50.0	32	16.00	0	0	32	0/0	95.8
Royals	1	0	0.00	0	0.00	0	1	0	0/0	0.0
Jaguars	515	303	58.8	3,421	6.64	17	17	84t	28/136	76.0
Opponents	510	303	59.4	3,385	6.64	23	15	75t	24/134	82.0

FGs	1-19	20-29	30-39	40-49	50+
Marler	0/0	10/11	4/8	5/12	1/2
Jaguars	0/0	10/11	4/8	5/12	1/2
Opponents	0/0	8/8	9/9	6/8	1/2

Marler: (40G, 55B) (48N, 44G) (46N, 49G, 41N, 37G) (29G, 20G) (53G, 27G) (20G, 31N) (49G) (24G) () (44N, 39G) (36N, 23G) (46N, 28G, 41N) (35G, 41N, 28G) (24G, 23G, 34N) (43G, 35G, 21B) (30B)

Opponents: (49G) (27G) (46G, 36G, 29G) (48G, 50N) () (51G) (43G, 43G, 33G) (23G, 32G, 23G) (27G, 26G, 27G) (33G, 48N) (36G, 35G) (47G, 45N) () (22G, 31G) (33G, 38G) ()

SACKS: Brackens 6.0, Stroud 4.5, Douglas 3.5, Henderson 3.5, Meier 1.5, Ayodele 1.0, Barnes 1.0, Peterson 1.0, Slaughter 1.0, Thomas 1.0

Jaguars 24, Opponents 28

TACKLES (Solo-Assists-Total): Peterson (87-80-167), Ayodele (97-53-150), Darius (65-53-118), Stroud (82-19-101), Mathis (72-19-91), Henderson (60-17-77), Cooper (37-37-74), Clark (38-35-73), Bryant (59-12-71), Brackens (41-12-53), Spicer (24-13-37), Douglas (27-4-31), Craft (25-5-30), Meier (25-5-30), Slaughter (14-11-25), Barnes (13-2-15), Thomas (7-5-12), A. Mitchell (7-3-10), K. Mitchell (3-7-10), Trapp (3-2-5), Leonard (4-0-4), McCree (0-2-2), Franklin (1-0-1), Adams (0-1-1)

USUAL STARTING LINEUP

OFFENSE

QB Byron Leftwich (13)
Mark Brunell (3)
RB Fred Taylor (16)
FB Marc Edwards (16)
WR Jimmy Smith (12)
Matthew Hatchette (4)
WR Troy Edwards (11)
J.J. Stokes (3)
TE Kyle Brady (15)
LT Mike Pearson (16)
LG Vince Manuwai (14)
Jamar Nesbit (2)
C Brad Meester (16)
RG Chris Naeole (16)
RT Maurice Williams (16)

DEFENSE

LE Tony Brackens (15)
DT Marcus Stroud (16)
DT John Henderson (16)
RE Hugh Douglas (16)
OLB Akin Ayodele (16)
MLB Mike Peterson (16)
OLB Danny Clark (9)
T.J. Slaughter (3)
Keith Mitchell (2)
LCB Fernando Bryant (16)
RCB Rashean Mathis (10)
Jason Craft (6)
FS Deke Cooper (10)
Rashean Mathis (6)
SS Donovin Darius (16)



2004 STATISTICS

HEAD COACH: JACK DEL RIO

RECORD: 9-7 (.563)

STANDINGS: 2nd, AFC SOUTH

DATE	OPPONENT	RESULT	ATT.
Sept. 12	at Buffalo	W, 13-10	72,389
Sept. 19	Denver •	W, 7-6	69,127
Sept. 26	at Tennessee	W, 15-12	68,932
Oct. 3	Indianapolis	L, 17-24	73,114
Oct. 10	at San Diego	L, 21-34	52,101
Oct. 17	Kansas City •	W, 22-16	66,413
Oct. 24	at Indianapolis	W, 27-24	56,615
Oct. 31	at Houston	L, 6-20	70,502
Nov. 14	Detroit •	W, 23-17 (OT)	66,431
Nov. 21	Tennessee •	L, 15-18	69,703
Nov. 28	at Minnesota	L, 16-27	64,004
Dec. 5	Pittsburgh	L, 16-17	76,877
Dec. 12	Chicago •	W, 22-3	67,572
Dec. 19	at Green Bay	W, 28-25	70,437
Dec. 26	Houston •	L, 0-21	66,227
Jan. 2	at Oakland	W, 13-6	41,112

TOTAL FIRST DOWNS	JAGUARS	OPP.
Rushing	88	83
Passing	161	181
Penalty	30	26
Third Down: Made /Att.	80/217	84/205
Third Down Pct.	36.9	41.0
Fourth Down: Made/Att.	10/18	5/10
Fourth Down Pct.	55.6	50.0
POSSESSION AVG.	30:28	29:32
TOTAL NET YARDS	5,009	5,134
Average per Game	313.1	320.9
Total Plays	991	972
Average Per Play	5.1	5.3
NET YARDS RUSHING	1,850	1,777
Average per Game	115.6	111.1
Total Rushes	446	438
NET YARDS PASSING	3,159	3,357
Average per Game	197.4	209.8
Sacked/Yards Lost	32/156	37/217
Gross Yards	3,315	3,574
Attempts/Completions	513/305	497/306
Completion Pct.	59.5	61.6
Had Intercepted	11	16
PUNTS/AVERAGE	84/42.8	74/44.1
NET PUNTING AVG.	84/35.5	74/35.1
PENALTIES/YARDS	109/940	118/966
FUMBLES/BALLS LOST	23/11	30/12
TOUCHDOWNS	26	31
Rushing	9	7
Passing	17	18
Returns	0	6

BY PERIODS	1	2	3	4	OT	PTS
Jaguars	35	75	56	89	6	261
Opponents	61	86	34	99	0	280

SCORING	TD	RU	PA	RT	PAT	FG	S	TP
Scobee	0	0	0	0	21/21	24/31	0	93
J. Smith	6	0	6	0			0	36
G. Jones	3	3	0	0			0	18
Taylor	3	2	1	0			0	18
Wilford	2	0	2	0			0	14
Hankton	2	0	2	0			0	12
Leftwich	2	2	0	0			0	12
R. Williams	1	0	1	0			0	10
B. Jones	1	0	1	0			0	8
Brady	1	0	1	0			0	6
T. Edwards	1	0	1	0			0	6
Fu.-Mafala	1	1	0	0			0	6
Garrard	1	1	0	0			0	6
Toefield	1	0	1	0			0	6
Wrightster	1	0	1	0			0	6
Favors	0	0	0	0			1	2
D. Smith	0	0	0	0			1	2
Jaguars	26	9	17	0	21/21	24/31	2	261
Opponents	31	7	18	6	27/28	21/28	0	280

RUSHING	NO	YDS	AVG	LG	TD
Taylor	260	1,224	4.7	46	2
Toefield	51	169	3.3	16	0
G. Jones	62	162	2.6	12	3
Leftwich	39	148	3.8	17	2
Garrard	12	76	6.3	12	1
Fuamatu-Ma'afala	20	69	3.5	10	1
T. Edwards	2	2	1.0	2	0
Jaguars	446	1,850	4.1	46	9
Opponents	438	1,777	4.1	47	7

RECEIVING	NO	YDS	AVG	LG	TD
Smith	74	1,172	15.8	65	6
T. Edwards	50	533	10.7	36	1
Taylor	36	345	9.6	64t	1
Toefield	28	151	5.4	16	1
Williams	27	268	9.9	26	1
Wilford	19	271	14.3	46	2
Yoder	14	157	11.2	56	0
Brady	14	103	7.4	21	1
Wrightster	10	69	6.9	12	1
Hankton	9	81	9.0	14t	2
M. Edwards	7	41	5.9	15	0
B. Jones	6	84	14.5	26t	1
Fuamatu-Ma'afala	4	19	4.8	8	0
G. Jones	3	13	4.3	9	0
Allen	2	8	4.0	5	0
Lewis	1	4	4.0	4	0
Leftwich	1	-7	-7.0	-7	0
Jaguars	305	3,315	10.9	65	17
Opponents	306	3,574	11.7	54	18

INTERCEPTIONS	NO	YDS	AVG	LG	TD
Darius	5	80	16.0	37	0
Mathis	5	42	8.4	21	0
Grant	2	4	2.0	4	0
Washington	2	0	0.0	0	0
Cooper	1	0	0.0	0	0
D. Smith	1	0	0.0	0	0
Jaguars	16	126	7.9	37	0
Opponents	11	163	14.8	43t	1

PUNTING	NO	YDS	AVG	NET	TB	IN	LG	B
Hanson	84	3,592	42.8	35.5	9	28	69	0
Jaguars	84	3,592	42.8	35.5	9	28	69	0
Opponents	74	3,265	44.1	35.1	13	19	80	0

PUNT RET.	NO	FC	YDS	AVG	LG	TD
Lewis	23	7	227	9.9	50	0
Allen	15	2	144	9.6	32	0
T. Edwards	3	1	26	8.7	14	0
Mathis	1	0	8	8.0	8	0
Jaguars	42	10	405	9.6	50	0
Opponents	38	13	429	11.3	83t	2

KICKOFF RET.	NO	YDS	AVG	LG	TD
Lewis	21	386	18.4	26	0
T. Edwards	15	335	22.3	45	0
Allen	11	210	19.1	25	0
G. Jones	5	90	18.0	23	0
Toefield	3	43	14.3	19	0
Brady	1	15	15.0	15	0
M. Edwards	1	8	8.0	8	0
Jaguars	57	1,087	19.1	45	0
Opponents	50	995	19.9	52	0

2-POINT CONVERSIONS: R. Williams 2, B. Jones, Wilford
Jaguars 4-4, Opponents 2-3

FGs	1-19	20-29	30-39	40-49	50+
Scobee	0/0	10/10	8/11	5/7	1/3
Jaguars	0/0	10/10	8/11	5/7	1/3
Opponents	0/0	9/9	7/10	5/8	0/1

Scobee: (25G, 27G) () () (35N, 48G, 42G, 22G) () (51N) (26G, 32G, 26G, 53G) (44G, 49N, 36G) (31G) (35G, 48G, 44N) (33G, 32G, 42G) (32N, 20G, 29G, 36G, 60N) (30G, 25G) () (31N) (26G, 22G)

Opponents: (42N, 25G) (44G, 22G, 51N) (26G, 40G) (46G) (21G, 28G) (31G, 42N) (34G) (38G, 21G) (32N, 21G) (41G) (25G, 33G) (37G) (47N, 42G) (35G, 31N) (34B) (35G, 27G)

SACKS: Favors 5.5, Henderson 5.5, Peterson 5.0, Stroud 4.5, McCray 3.5, Gildon 3.0, Ayodele 2.0, D. Smith 2.0, Barnes 1.0, Cooper 1.0, Grant 1.0, Patterson 1.0, Meier 0.5, Ransom 0.5
Jaguars 37, Opponents 32

TACKLES (Solo-Assists-Total): Peterson (102-76-178), Ayodele (82-49-131), Darius (78-47-125), Henderson (78-20-98), Washington (65-21-86), Grant (63-21-84), Stroud (63-17-80), D. Smith (43-35-78), Mathis (54-17-71), Favors (27-12-39), Cooper (23-12-35), Meier (21-12-33), McCray (21-6-27), Bolden (22-3-25), Hendricks (13-10-23), Gildon (16-3-19), Thomas (14-2-16), Ransom (9-7-16), Barnes (5-5-10), Patterson (2-6-8), Spicer (5-2-7), Blade (4-1-5), Green (2-0-0), Maddox (1-0-1)

USUAL STARTING LINEUP

- OFFENSE**
- QB Byron Leftwich (14)
 - RB Fred Taylor (14)
 - FB Marc Edwards (5)
 - Greg Jones (3)
 - WR Jimmy Smith (16)
 - WR Reggie Williams (15)
 - TE Kyle Brady (8)
 - Todd Yoder (8)
 - George Wrightster (3)
 - LT Ephraim Salaam (12)
 - Mike Pearson (4)
 - LG Vince Manuwai (16)
 - C Brad Meester (16)
 - RG Chris Naeole (16)
 - RT Maurice Williams (16)

- DEFENSE**
- LE Rob Meier (8)
 - Bobby McCray (7)
 - Paul Spicer (2)
 - DT Marcus Stroud (16)
 - DT John Henderson (16)
 - RE Greg Favors (11)
 - Lionel Barnes (3)
 - OLB Akin Ayodele (16)
 - MLB Mike Peterson (16)
 - OLB Daryl Smith (13)
 - LCB Rashean Mathis (16)
 - RCB Dewayne Washington (16)
 - FS Deon Grant (16)
 - SS Donovin Darius (16)

PASSING	ATT	CMP	PCT	YDS	YDS/ATT	TD	INT	LG	SK/YDS	RTG
Leftwich	441	267	60.5	2,941	6.7	15	10	65	25/114	82.2
Garrard	72	38	52.8	374	5.19	2	1	36t	6/35	71.2
Toefield	0	0	0.0	0	0.0	0	0	0	1/7	0.0
Jaguars	513	305	59.5	3,315	6.46	17	11	65	32/156	80.7
Opponents	497	306	61.6	3,574	7.19	18	16	54	37/217	82.0



2005 STATISTICS

HEAD COACH: JACK DEL RIO

RECORD: 12-4 (.750)

STANDINGS: 2ND, AFC SOUTH

DATE	OPPONENT	RESULT	ATT.
Sept. 11	Seattle	W, 26-14	65,204
Sept. 18	at Indianapolis	L, 3-10	56,460
Sept. 25	at N.Y. Jets	W, 26-20 (OT)	77,422
Oct. 2	Denver	L, 7-20	66,045
Oct. 9	Cincinnati	W, 23-20	66,137
Oct. 16	at Pittsburgh	W, 23-17 (OT)	63,891
Oct. 30	at St. Louis	L, 21-24	65,251
Nov. 6	Houston	W, 21-14	64,613
Nov. 13	Baltimore	W, 30-3	66,107
Nov. 20	at Tennessee	W, 31-28	69,149
Nov. 27	at Arizona	W, 24-17	37,198
Dec. 4	at Cleveland	W, 20-14	70,941
Dec. 11	Indianapolis	L, 18-26	67,164
Dec. 18	San Francisco	W, 10-9	64,764
Dec. 24	at Houston	W, 38-20	70,025
Jan. 1	Tennessee	W, 40-13	65,485
Jan. 7	at New England	L, 3-28	68,756

TOTAL FIRST DOWNS	JAGUARS	OPP.
Rushing	97	79
Passing	170	158
Penalty	34	36
Third Down: Made / Att.	93/225	67/205
Third Down Pct.	41.3	32.7
Fourth Down: Made/Att.	4/10	4/14
Fourth Down Pct.	40.0	28.6
POSSESSION AVG.	31:33	28:27
TOTAL NET YARDS	5,149	4,655
Average per Game	321.8	290.9
Total Plays	1,021	963
Average Per Play	5.0	4.8
NET YARDS RUSHING	1,959	1,709
Average per Game	122.4	106.8
Total Rushes	502	44
NET YARDS PASSING	3,190	2,946
Average per Game	199.4	184.1
Sacked/Yards Lost	32/162	47/277
Gross Yards	3,352	3,223
Attempts/Completions	487/283	482/285
Completion Pct.	58.1	59.1
Had Intercepted	6	19
PUNTS/AVERAGE	83/42.4	88/42.8
NET PUNTING AVERAGE	83/36.9	88/36.7
PENALTIES/YARDS	121/1006	130/1055
FUMBLES/BALLS LOST	27/11	21/9
TOUCHDOWNS	42	30
Rushing	18	4
Passing	21	22
Returns	3	4

BY PERIODS	1	2	3	4	OT	PTS
Jaguars	67	70	113	99	12	361
Opponents	30	117	36	86	0	269

SCORING	TD	RU	PA	RT	PAT	FG	S	TP
Scobee	0	0	0	0	38/39	23/30	0	107
Wilford	7	0	7	0			0	42
Smith	6	0	6	0			0	36
M. Jones	5	0	5	0			0	30
G. Jones	4	4	0	0			0	24
Toefield	4	4	0	0			0	24
Garrard	3	3	0	0			0	20
Taylor	3	3	0	0			0	18
Leftwich	2	2	0	0			0	12
Wimbush	2	1	0	1			0	12
Wright	2	0	2	0			0	12
Brady	1	0	1	0			0	6
Mathis	1	0	0	1			0	6
Pearman	1	1	0	0			0	6
Peterson	1	0	0	1			0	6
Jaguars	42	18	21	3	38/39	23/30	0	381
Opponents	30	4	22	4	29/30	20/27	0	269

RUSHING	NO	YDS	AVG	LG	TD
Taylor	194	787	4.1	71t	3
G. Jones	151	575	3.8	27	4
Garrard	31	172	5.5	28	3
Pearman	39	149	3.8	45	1
Toefield	36	142	3.9	32t	4
Leftwich	31	67	2.2	9	2
M. Jones	12	51	4.3	25	0
Wimbush	3	12	4.0	7	1
Williams	2	3	1.5	10	0
Gray	3	1	0.3	3	0
Jaguars	502	1,959	3.9	71t	18
Opponents	434	1,709	3.9	51	4

RECEIVING	NO	YDS	AVG	LG	TD
Smith	70	1,023	14.6	45t	6
Wilford	41	681	16.6	39	7
M. Jones	36	432	12.0	42	5
Williams	35	445	12.7	41	0
Pearman	32	240	7.5	19	0
Brady	18	157	8.7	33	1
Wright	13	120	9.2	27	2
Taylor	13	83	6.4	13	0
G. Jones	10	65	6.5	10	0
Wimbush	5	26	5.2	6	0
B. Jones	3	49	16.3	41	0
Toefield	3	17	5.7	11	0
Hankton	3	15	5.0	8	0
Manuwai	1	-1	-1.0	-1	0
Jaguars	283	3,352	11.8	45t	21
Opponents	285	3,223	11.3	83t	22

INTERCEPTIONS	NO	YDS	AVG	LG	TD
Mathis	5	79	15.8	41t	1
Cousin	4	18	4.5	14	0
Peterson	3	54	18.0	26t	1
Grant	3	29	9.7	29	0
Wright	2	4	2.0	4	0
Cooper	1	0	0.0	0	0
Smith	1	0	0.0	0	0
Jaguars	19	184	9.7	41t	2
Opponents	6	90	15.0	37	0

PUNTING	NO	YDS	AVG	NET	TB	IN	LG	B
Hanson	82	3,517	42.9	36.9	11	33	74	1
Jaguars	82	3,517	42.9	36.9	11	33	74	1
Opponents	88	3,763	42.8	36.7	6	22	75	1

PUNT RET.	NO	FC	YDS	AVG	LG	TD
Pearman	49	15	410	8.4	24	0
Owens	3	0	6	2.0	6	0
Mathis	1	0	-1	-1.0	-1	0
Jaguars	53	15	415	7.8	24	0
Opponents	29	15	236	8.1	72t	1

KICKOFF RET.	NO	YDS	AVG	LG	TD
Wimbush	39	955	24.5	91t	1
Pearman	8	187	23.4	34	0
Alexis	1	31	31.0	31	0
Brady	1	24	24.0	24	0
G. Jones	1	0	0.0	0	0
Jaguars	50	1,197	23.9	91t	1
Opponents	56	1,327	23.7	85	0

2-POINT CONVERSIONS: Garrard
Jaguars 1-1, Opponents 0-0

FGs	1-19	20-29	30-39	40-49	50+
Scobee	0/0	9/9	7/8	5/10	2/3
Jaguars	0/0	9/9	7/8	5/10	2/3
Opponents	0/0	2/2	8/10	9/14	1/1

Scobee: (23G, 41G, 43N, 29G, 41G) (42N, 28G) (32G, 40G) () (32G, 51G, 53G) (23G) (49N, 44N) () (48G, 33G, 26G) (31G) (30G, 38N) (24G, 29G) (27G) (52N, 32G) (40N, 26G) (46G, 38G)

Opponents: () (41G) (35G, 25G) (41N, 46B, 33G, 42G) (31G, 48G) (29G, 46N) (41G) () (41G) () (43N, 42G) (34N) (40G, 34G, 38G, 46G) (35G, 47G, 33G) (37G, 53G, 38N, 48N) ()

SACKS: Hayward 8.5, Spicer 7.5, Peterson 6.0, Meier 6.0, McCray 5.5, D. Smith 4.0, Henderson 3.0, Ayodele 2.5, Grant 1.5, Stroud 1.0, Maddox 1.0, Cousin 0.5
Jaguars 47, Opponents 32

TACKLES (Solo-Assists-Total): Peterson (104-86-190), D. Smith (68-49-117), Ayodele (62-38-100), Grant (69-21-90), Henderson (62-21-83), Cooper (52-28-80), Wright (50-28-78), Mathis (46-24-70), Stroud (42-24-66), Spicer (43-13-56), Cousin (31-25-56), Hayward (39-10-49), Meier (35-12-47), Sensabaugh (21-10-31), McCray (20-3-23), Wiley (7-4-11), Darius (6-2-8), Thomas (5-2-7), Gilbert (4-3-7), Favors (1-4-5), Richardson (3-1-4), Maddox (3-1-4), Starks (3-1-4), Winborn (2-0-2), Roberson (1-1-2), Davis (1-0-1), Sorensen (1-0-1), Chase (0-1-1)

USUAL STARTING LINEUP

OFFENSE

- QB Byron Leftwich (11)
- David Garrard (5)
- RB Fred Taylor (11)
- LaBrandon Toefield (2)
- FB Greg Jones (13)
- WR Jimmy Smith (16)
- WR Reggie Williams (7)
- Ernest Wilford (8)
- TE Kyle Brady (14)
- George Wrighter (6)
- LT Khalif Barnes (12)
- Mike Pearson (2)
- Ephraim Salaam (2)
- LG Vince Manuwai (16)
- C Brad Meester (12)
- Dennis Norman (4)
- RG Chris Naeole (15)
- RT Maurice Williams (16)

DEFENSE

- LE Reggie Hayward (15)
- DT Marcus Stroud (16)
- DT John Henderson (15)
- RE Paul Spicer (14)
- OLB Akin Ayodele (11)
- MLB Mike Peterson (16)
- OLB Daryl Smith (16)
- Rashean Mathis (16)
- RCB Kenny Wright (16)
- DB Terry Cousin (5)
- FS Deon Grant (16)
- SS Donovan Darius (2)
- Deke Cooper (12)
- Gerald Sensabaugh (2)

PASSING	ATT	CMP	PCT	YDS	YDS/ATT	TD	INT	LG	SK/YDS	RTG
Leftwich	302	175	57.9	2,123	7.03	15	5	45t	23/110	89.3
Garrard	168	98	58.3	1,117	6.65	4	1	37	8/45	83.9
Gray	14	8	57.1	100	7.14	2	0	26	1/7	119.0
M. Jones	3	2	66.7	12	4.00	0	0	6	0/0	74.3
Jaguars	487	283	58.1	3,352	6.88	21	6	45t	32/162	88.4
Opponents	482	285	59.1	32,23	6.69	22	19	83t	47/277	78.0



2006 STATISTICS

HEAD COACH: JACK DEL RIO

RECORD: 8-8 (.500)

STANDINGS: 3RD, AFC SOUTH

DATE	OPPONENT	RESULT	ATT.
Sept. 10	Dallas	W, 24-17	67,164
Sept. 18	Pittsburgh	W, 9-0	67,164
Sept. 24	at Indianapolis	L, 14-21	57,041
Oct. 1	at Washington	L, 30-36 (OT)	89,450
Oct. 8	N.Y. Jets	W, 41-0	66,604
Oct. 22	at Houston	L, 7-27	70,035
Oct. 29	at Philadelphia	W, 13-6	69,249
Nov. 5	Tennessee	W, 37-7	66,524
Nov. 12	Houston	L, 10-13	65,918
Nov. 20	N.Y. Giants	W, 26-10	67,164
Nov. 26	at Buffalo	L, 24-27	63,608
Dec. 3	at Miami	W, 24-10	73,160
Dec. 10	Indianapolis	W, 44-17	67,164
Dec. 17	at Tennessee	L, 17-24	69,143
Dec. 24	New England	L, 21-24	67,164
Dec. 31	at Kansas City	L, 30-35	77,500

	JAGUARS	OPP.
TOTAL FIRST DOWNS	293	259
Rushing	127	94
Passing	147	143
Penalty	19	22
Third Down: Made / Att.	85/217	63/227
Third Down Pct.	39.2	36.6
Fourth Down: Made/Att.	7/14	4/14
Fourth Down Pct.	50.0	28.6
POSSESSION AVG.	32:11	27:49
TOTAL NET YARDS	5,423	4,538
Average per Game	338.9	283.6
Total Plays	989	978
Average Per Play	5.5	4.6
NET YARDS RUSHING	2,541	1,460
Average per Game	158.8	91.3
Total Rushes	513	420
NET YARDS PASSING	2,882	3,078
Average per Game	180.1	192.4
Sacked/Yards Lost	30/178	35/200
Gross Yards	3,060	3,278
Att./Completions	446/266	523/294
Completion Pct.	59.6	56.2
Had Intercepted	14	20
PUNTS/AVERAGE	73/40.0	90/41.4
NET PUNTING AVE.	73/33.4	90/35.8
PENALTIES/YARDS	97/806	80/684
FUMBLES/BALLS LOST	16/9	12/4
TOUCHDOWNS	42	32
Rushing	23	14
Passing	17	12
Returns	2	6

BY PERIODS	1	2	3	4	OT	PTS
Jaguars	72	112	80	107	0	371
Opponents	61	64	72	71	6	274

SCORING	TD	RU	PA	RT	PAT	FG	S	TP
Scobee	0	0	0	0	41/41	26/32	0	119
Jones-Drew	16	13	2	1			0	96
Taylor	6	5	1	0			0	36
M. Jones	4	0	4	0			0	24
R. Williams	4	0	4	0			0	24
Wrightster	3	0	3	0			0	18
Gray	2	2	0	0			0	12
Leftwich	2	2	0	0			0	12
Wilford	2	0	2	0			0	12
Lewis	1	0	1	0			0	6
Pearman	1	1	0	0			0	6
Starks	1	0	0	1			0	6
Jaguars	42	23	17	2	41/41	26/32	0	371
Opponents	32	14	12	6	31/31	17/24	0	274

RUSHING	NO	YDS	AVG	LG	TD
Taylor	231	1,146	5.0	76	5
Jones-Drew	166	941	5.7	74t	13
Garrard	47	250	5.3	20	0
Pearman	19	89	4.7	12	1
Leftwich	25	41	1.6	7	2
R. Williams	7	33	4.7	10	0
Gray	2	26	13.0	17t	2
Toefield	10	22	2.2	12	0
Alexis	3	5	1.7	3	0
Wimbush	1	3	3.0	3	0
M. Jones	2	-15	-7.5	-6	0
Jaguars	513	2,541	5.0	76	23
Opponents	420	1,460	3.5	40	14

RECEIVING	NO	YDS	AVG	LG	TD
R. Williams	52	616	11.8	48	4
Jones-Drew	46	436	9.5	51t	2
M. Jones	41	643	15.7	49	4
Wrightster	39	353	9.1	23	3
Wilford	36	524	14.6	41	2
Taylor	23	242	10.5	36	1
Lewis	13	126	9.7	31	1
Hankton	5	48	9.6	15	0
Brady	5	37	7.4	13	0
Wimbush	4	23	5.8	9	0
Pearman	2	12	6.0	7	0
Jaguars	266	3,060	11.5	51t	17
Opponents	294	3,278	11.1	68t	12

INTERCEPTIONS	NO	YDS	AVG	LG	TD
Mathis	8	146	18.3	55	0
Grant	2	25	12.5	24	0
Sensabaugh	2	8	4.0	8	0
Starks	1	55	55.0	55t	1
Cousin	1	16	16.0	16	0
Peterson	1	15	15.0	15	0
Greisen	1	6	6.0	6	0
D. Smith	1	4	4.0	4	0
B. Williams	1	4	4.0	4	0
Webb	1	1	1.0	1	0
Ingram	1	0	0.0	0	0
Jaguars	20	280	14.0	55t	1
Opponents	14	222	15.9	83t	2

PUNTING	NO	YDS	AVG	NET	TB	IN	LG	B
Hanson	72	2,920	40.6	33.4	7	20	58	1
Jaguars	73	2,820	40.0	22.4	7	20	58	1
Opponents	90	3,724	41.4	35.8	7	25	73	2

PUNT RET.	NO	FC	YDS	AVG	LG	TD
Pearman	32	16	283	8.8	29	0
C. Owens	9	5	56	6.2	13	0
Mathis	2	1	9	4.5	9	0
Jones-Drew	1	0	13	13.0	13	0
Toefield	1	0	0	0.0	0	0
Jaguars	45	22	361	8.0	29	0
Opponents	29	16	343	11.8	82t	2

KICKOFF RET.	NO	YDS	AVG	LG	TD
Jones-Drew	31	860	27.7	93t	1
Wimbush	8	181	22.6	33	0
Brady	4	18	4.5	9	0
Pearman	3	56	18.7	22	0
Collier	1	8	8.0	8	0
M. Owens	1	4	4.0	4	0
Toefield	1	9	9.0	9	0
Jaguars	49	1,136	23.2	93t	1
Opponents	60	1,262	21.0	70	0

2-POINT CONVERSIONS: Jaguars 0-1, Opponents 0-0

FGs	1-19	20-29	30-39	40-49	50+
Scobee	0/0	5/6	7/7	14/18	0/1
Jaguars	0/0	5/6	7/7	14/18	0/1
Opponents.	0/0	7/7	3/6	7/10	0/1

Scobee: (35G, 49N) (31G, 32G, 42G) (24N, 49N) (46G, 43G, 41G) (43G, 40G) () (40G, 27G) (47G, 21G, 39G) (44G) (39G, 24G, 23G, 48G) (42N, 27G) (48G) (48N, 48G, 34G, 46G) (43G) (53N) (33G)

Opponents: (32G, 36N) () () (44G, 37G, 37G) () (38N, 43G, 21G) (25G, 28G) () (25G, 32N, 52N, 28G) (40G) (21G, 42G) (42N, 42G) (41G) (44N, 27G) (48G, 49N) ()

SACKS: McCray 10, Meier 5, Henderson 3.5, Spicer 3, Smith 3, Stroud 2.5, Hawkins 2, Pettway 2, Ingram 1.5, McDaniel 1, Gilbert 1, Stanley 0.5
Jaguars 35, Opponents 30

TACKLES (Solo-Assists-Total): Smith (107-63-170), Ingram (67-50-117), Grant (61-24-85), Greisen (48-34-82), Mathis (54-17-71), Henderson (52-12-64), Williams (47-16-63), Darius (47-13-60), Spicer (47-12-59), McCray (42-7-49), Sensabaugh (33-14-47), Peterson (27-20-47), Meier (37-8-45), Cousin (30-12-42), Stroud (31-3-34), Starks (14-13-27), McDaniel (15-6-21), Wiley (14-5-19), Webb (13-3-16), Gilbert (12-4-16), Hawkins (7-1-8), Iwuh (4-3-7), Pettway (5-0-5), Fudge (5-0-5), Stanley (3-1-4), Cordova (3-0-3), Sorensen (2-0-2), Hayward (1-1-0)

USUAL STARTING LINEUP

OFFENSE

QB	Byron Leftwich (6)
	David Garrard (10)
RB	Fred Taylor (15)
FB	Derrick Wimbush (6)
WR	Reggie Williams (14)
WR	Ernest Wilford (12)
	Matt Jones (4)
TE	Kyle Brady (14)
	George Wrightster (10)
	Mercedes Lewis (3)
LT	Khalif Barnes (15)
LG	Vince Manuwai (16)
C	Brad Meester (16)
RG	Chris Naeole (16)
RT	Maurice Williams (16)

DEFENSE

DE	Reggie Hayward (1)
	Bobby McCray (12)
DT	Marcus Stroud (11)
	Rob Meier (8)
DT	John Henderson (16)
DE	Paul Spicer (16)
OLB	Nick Greisen (10)
	Clint Ingram (11)
MLB	Mike Peterson (5)
OLB	Daryl Smith (16)
LCB	Rashean Mathis (16)
RCB	Brian Williams (15)
DB	Terry Cousin (4)
FS	Deon Grant (16)
SS	Donovin Darius (10)
	Gerald Sensabaugh (7)

PASSING	ATT	CMP	PCT	YDS	YDS/ATT	TD	INT	LG	SK/YDS	RTG
Garrard	241	145	60.2	1,735	7.20	10	9	49	20/119	80.5
Leftwich	183	108	59.0	1,159	6.33	7	5	51t	9/48	79.0
Gray	22	13	59.1	166	7.55	0	0	32	1/11	82.8
M. Jones	0	0	---	0	---	0	0	---	0/0	---
Jaguars	446	266	59.6	3,060	6.86	17	14	51t	30/178	80.0
Opponents	523	294	56.2	3,278	6.27	12	20	68t	35/200	66.8



2007 STATISTICS

HEAD COACH: JACK DEL RIO

RECORD: 11-5 (.688)

STANDINGS: 2ND, AFC SOUTH

DATE	OPPONENT	RESULT	ATT.
Sept. 9	Tennessee	L, 10-13	65,437
Sept. 16	Atlanta •	W, 13-7	61,821
Sept. 23 at	Denver	W, 23-14	76,463
Oct. 7 at	Kansas City	W, 17-7	76,917
Oct. 14	Houston •	W, 37-17	63,715
Oct. 22	Indianapolis	L, 7-29	67,164
Oct. 28 at	Tampa Bay	W, 24-23	65,133
Nov. 4	at New Orleans	L, 24-41	70,009
Nov. 11 at	Tennessee	W, 28-13	69,143
Nov. 18	San Diego	W, 24-17	66,732
Nov. 25	Buffalo •	W, 36-14	64,546
Dec. 2	at Indianapolis	L, 25-28	57,302
Dec. 9	Carolina	W, 37-6	66,090
Dec. 16 at	Pittsburgh	W, 29-22	58,793
Dec. 23	Oakland	W, 49-11	66,905
Dec. 30	at Houston	L, 28-42	70,660
Jan. 5 at	Pittsburgh	W, 31-29	63,629
Jan. 12 at	New England	L, 20-31	68,756

• TV blackout

JAGUARS OPP.

TOTAL FIRST DOWNS	328	286						
Rushing	127	92						
Passing	180	181						
Penalty	21	13						
Third Down: Made/Att.	100/219	80/201						
Third Down Pct.	45.7	39.8						
Fourth Down: Made/Att.	19/33	11/23						
Fourth Down Pct.	57.6	47.8						
POSSESSION AVG.	32:08	27:52						
TOTAL NET YARDS	5,719	5,021						
Average per Game	357.4	313.4						
Total Plays	1,022	970						
Average Per Play	5.6	5.2						
NET YARDS RUSHING	2,391	1,605						
Average per Game	149.4	100.3						
Total Rushes	522	390						
NET YARDS PASSING	3,328	3,416						
Average per Game	208.0	213.5						
Sacked/Yards Lost	31/167	37/244						
Gross Yards	3,495	3,660						
Att./Completions	469/288	543/319						
Completion Pct.	61.4	58.7						
Had Intercepted	8	20						
PUNTS/AVERAGE	54/41.6	66/43.5						
NET PUNTING AVE.	54/36.9	66/37.6						
PENALTIES/YARDS	76/594	82/636						
FUMBLES/BALLS LOST	18/13	20/10						
TOUCHDOWNS	50	35						
Rushing	18	12						
Passing	28	20						
Returns	4	3						
BY PERIODS	1	2						
Jaguars	92	108						
Opponents	47	104						
3	76	135						
Jaguars	76	135						
Opponents	67	86						
4	0	0						
Jaguars	0	0						
Opponents	0	0						
OT	0	0						
Jaguars	0	0						
Opponents	0	0						
PTS	411	304						
Jaguars	411	304						
Opponents	304	411						
SCORING	TD	RU	PA	RT	PAT	FG	S	TP
Scobee	0	0	0	0	26/27	12/13	0	62
Jones-Drew	10	9	0	1			0	60
Williams	10	0	10	0			0	60
Carney	0	0	0	0	20/21	9/11	0	47
Taylor	5	5	0	0			0	30
G. Jones	4	2	2	0			0	24
M. Jones	4	0	4	0			0	24
Northcutt	4	0	4	0			0	24
Wilford	3	0	3	0			0	18
Lewis	2	0	2	0			0	12
Garrard	1	1	0	0			0	8
Angulo	1	0	1	0			0	6
Broussard	1	0	1	0			0	6
Glenn	1	0	0	1			0	6
Ingram	1	0	0	1			0	6
D. Smith	1	0	0	1			0	6
Toefield	1	1	0	0			0	6
Wrightster	1	0	1	0			0	6
Jaguars	50	18	28	4	46/48	21/24	0	411
Opponents	35	12	20	3	32/32	18/23	1	304

RUSHING	NO	YDS	AVG	LG	TD
Taylor	223	1,202	5.4	80t	5
Jones-Drew	167	768	4.6	57t	9
Garrard	49	185	3.8	19	1
G. Jones	42	119	2.8	11	2
Gray	19	57	3.	15	0
Northcutt	6	27	4.5	8	0
Toefield	13	27	2.1	7	1
R. Williams	1	8	8.0	8	0
Podlesh	2	-2	-1.0	0	0
Jaguars	522	2,391	4.6	80t	18
Opponents	390	1,605	4.1	42	12

RECEIVING	NO	YDS	AVG	LG	TD
Wilford	45	518	11.5	35	3
Northcutt	44	601	13.7	55t	4
Jones-Drew	40	407	10.2	43	0
R. Williams	38	629	16.6	80t	10
Lewis	37	391	10.6	25	2
M. Jones	24	317	13.2	48	4
Wrightster	17	123	7.2	36	1
G. Jones	11	99	9.0	27	2
Estandia	9	136	15.1	30	0
Taylor	9	58	6.4	18	0
Angulo	8	81	10.1	22	1
Broussard	4	126	31.5	56	1
Smolko	1	5	5.0	5	0
Toefield	1	4	4.0	4	0
Jaguars	288	3,495	12.1	80t	28
Opponents	319	3,660	11.5	58t	20

INTERCEPTIONS	NO	YDS	AVG	LG	TD
Nelson	5	76	15.2	37	0
Knight	4	31	7.8	15	0
B. Williams	3	10	3.3	6	0
Ingram	1	39	39.0	39t	1
Glenn	1	28	28.0	28t	1
Mathis	1	23	23.0	23	0
Peterson	1	12	12.0	12	0
Cousin	1	9	9.0	9	0
Starks	1	7	7.0	7	0
Durant	1	2	2.0	2	0
Fudge	1	0	0.0	0	0
Jaguars	20	237	11.9	39t	2
Opponents	8	215	26.9	75t	1

PUNTING	NO	YDS	AVG	NET	TB	IN	LG	B
Podlesh	54	2,249	41.6	36.9	2	14	76	0
Jaguars	54	2,249	41.6	36.9	2	14	76	0
Opponents	66	2,868	43.5	37.3	4	24	70	0

PUNT RET.	NO	FC	YDS	AVG	LG	TD
Northcutt	26	13	240	9.2	37	0
Jones-Drew	3	0	28	9.3	17	0
Hawkins	1	0	0	0.0	0	0
Nkang	1	0	0	0.0	0	0
C. Owens	1	1	0	0.0	0	0
Starks	0	0	56	—	56	0
Jaguars	32	14	324	10.1	56	0
Opponents	28	4	218	7.8	24	0

KICKOFF RET.	NO	YDS	AVG	LG	TD
Jones-Drew	31	811	26.2	100t	1
C. Owens	5	94	18.8	31	0
Starks	5	81	16.2	22	0
Toefield	3	57	19.0	26	0
Wrightster	2	35	17.5	29	0
Broussard	1	20	20.0	20	0
Landri	1	0	0.0	0	0
Smolko	1	12	12.0	12	0
Jaguars	49	1,110	22.7	100t	1
Opponents	67	1,323	19.7	104t	2

2-POINT CONVERSIONS: Garrard
 Jaguars 1-2, Opponents 3-3

FGs	1-19	20-29	30-39	40-49	50+
Scobee	0/0	6/6	3/3	3/4	0/0
Carney	2/2	3/3	3/3	1/3	0/0
Jaguars	2/2	9/9	6/6	4/7	0/0
Opponents	0/0	5/6	7/8	6/8	0/1

Scobee: (22G) () () () () () () () (48G) (46G, 33G, 22G, 23G, 20G) (46N, 47G) (21G, 20G, 33G) (36G) () ()

Jaguars: (22G) (35G, 27G) (19G, 27G, 18G) (20G, 48N) (42N, 37G) () (41G) (30G) () (48G) (46G, 33G, 22G, 23G, 20G) (46N, 47G) (21G, 20G, 33G) (36G) () ()

Opponents: (20G, 31G) (43N, 26N), () (31N) (20G, 35G, 33G) (36G, 20G) (44G, 22G, 42G) (46G, 43N, 52N, 34G) (36G, 49G) (23G) () () (49G, 39G) () (41G) ()

SACKS: Spicer 7.5, Meier 4, Hawkins 3.5, Hayward 3.5, McCray 3, Stroud 3, Henderson 2, Peterson 2, Smith 1.5, Cousin 1, Durant 1, Ingram 1, Mincey 1, Nelson 1, Pettway 1, TEAM 1
Jaguars 37, Opponents 31

TACKLES (Solo-Assists-Total): Knight (95-37-132), Smith (79-38-117), Peterson (71-45-116), Nelson (57-25-82), Durant (50-20-70), B. Williams (50-20-70), Mathis (47-20-67), Cousin (41-24-65), Ingram (41-24-65), Spicer (36-14-50), Henderson (38-11-49), Meier (21-16-37), Stroud (24-11-35), Hayward (23-1-24), McCray (19-5-24), Glenn (13-6-19), Iwuh (10-7-17), Starks (11-5-16), Landri (12-2-14), Hawkins (11-2-13), Mincey (7-5-12), Fudge (7-3-10), Jackson (8-0-8), Sensabaugh (4-4-8), Pettway (4-3-7), Thompson (6-0-6), Thomas (2-3-5), McDaniel (4-0-4), Orr (2-1-3)

USUAL STARTING LINEUP

OFFENSE

- QB David Garrard (12)
- Quinn Gray (4)
- RB Fred Taylor (15)
- FB Greg Jones (11)
- WR Ernest Wilford (14)
- WR Dennis Northcutt (11)
- Reggie Williams (6)
- TE Marcedes Lewis (16)
- TE George Wrightster (6)
- LT Khalif Barnes (14)
- LG Vince Manuwai (15)
- C Brad Meester (11)
- Dennis Norman (5)
- Chris Naeole (8)
- Maurice Williams (10)
- RT Tony Pashos (15)

DEFENSE

- LE Reggie Hayward (10)
- Bobby McCray (9)
- DT Marcus Stroud (9)
- Rob Meier (9)
- DT John Henderson (15)
- RE Paul Spicer (12)
- OLB Clint Ingram (11)
- Justin Durant (8)
- MLB Mike Peterson (10)
- OLB Daryl Smith (15)
- LCB Rashean Mathis (14)
- RCB Brian Williams (14)
- Aaron Glenn (4)
- FS Reggie Nelson (15)
- SS Sammy Knight (15)
- Gerald Sensabaugh (2)

PASSING	ATT	CMP	PCT	YDS	YDS/ATT	TD	INT	LG	SK/YDS	RTG
Garrard	325	208	64.0	2,509	7.72	18	3	59t	21/99	102.2
Gray	144	80	55.6	986	6.85	10	5	80t	10/68	85.6
Jaguars	469	288	61.4	3,495	7.45	28	8	80t	31/167	97.1
Opponents	543	319	58.7	3,660	6.74	20	20	58t	37/244	76.1



2008 STATISTICS

HEAD COACH: JACK DEL RIO

RECORD: 5-11 (.313)

STANDINGS: 4TH, AFC SOUTH

DATE	OPPONENT	RESULT	ATT.
Sept. 7	at Tennessee	L, 10-17	69,143
Sept. 14	Buffalo	L, 16-20	65,167
Sept. 21	at Indianapolis	W, 23-21	65,938
Sept. 28	Houston	W, 30-27 (OT)	64,061
Oct. 5	Pittsburgh	L, 21-26	65,908
Oct. 12	at Denver	W, 24-17	75,674
Oct. 26	Cleveland	L, 17-23	64,775
Nov. 2	at Cincinnati	L, 19-21	64,238
Nov. 9	at Detroit	W, 38-14	52,631
Nov. 16	Tennessee	L, 14-24	65,258
Nov. 23	Minnesota	L, 12-30	65,064
Dec. 1	at Houston	L, 17-30	70,809
Dec. 7	at Chicago	L, 10-23	61,736
Dec. 14	Green Bay	W, 20-16	65,457
Dec. 18	Indianapolis	L, 24-31	65,648
Dec. 28	at Baltimore	L, 7-27	71,366

TOTAL FIRST DOWNS	JAGUARS	OPP.
Rushing	107	98
Passing	183	166
Penalty	22	25
Third Down: Made/Att.	87/213	82/200
Third Down Pct.	40.8	41.0
Fourth Down: Made/Att.	14/24	5/11
Fourth Down Pct.	58.3	45.5
POSSESSION AVG.	31:22	28:38
TOTAL NET YARDS	5,106	5,295
Average per Game	319.1	330.9
Total Plays	1,005	922
Average Per Play	5.1	5.7
NET YARDS RUSHING	1,774	1,709
Average per Game	110.9	106.8
Total Rushes	426	428
NET YARDS PASSING	3,332	3,586
Average per Game	208.3	224.1
Sacked/Yards Lost	42/288	29/191
Gross Yards	3,620	3,777
Att./Completions	537/335	465/297
Completion Pct.	62.4	63.9
Had Intercepted	13	13
PUNTS/AVERAGE	67/43.3	67/43.0
NET PUNTING AVE.	67/36.9	67/36.8
PENALTIES/YARDS	104/813	80/691
FUMBLES/BALLS LOST	23/11	15.4
TOUCHDOWNS	35	41
Rushing	17	14
Passing	15	25
Returns	3	2

BY PERIODS	1	2	3	4	OT	PTS
Jaguars	58	88	62	91	3	302
Opponents	101	102	50	114	0	367

SCORING	TD	RU	PA	RT	PAT	FG	S	TP
Scobee	0	0	0	0	33/33	19/25	0	90
Jones-Drew	14	12	2	0			0	84
Owens	3	2	0	1			0	18
Williams	3	0	3	0			0	18
Garrard	2	2	0	0			0	12
M. Jones	2	0	2	0			0	12
Lewis	2	0	2	0			0	12
Mathis	2	0	0	2			0	12
Northcutt	2	0	2	0			0	12
G. Jones	1	0	1	0			0	6
Pearman	1	0	1	0			0	6
Porter	1	0	1	0			0	6
Taylor	1	1	0	0			0	6
Williamson	1	0	1	0			0	6
Jaguars	35	17	15	3	33/33	19/25	1	302
Opponents	41	14	25	2	40/40	27/30	0	367

RUSHING	NO	YDS	AVG	LG	TD
Jones-Drew	197	824	4.2	46t	12
Taylor	143	556	3.9	34	1
Garrard	73	322	4.4	24	2
Owens	2	43	21.5	41t	2
G. Jones	2	13	6.5	13	0
Northcutt	1	9	9.0	9	0
Washington	4	9	2.3	6	0
Williamson	1	1	1.0	1	0
Williams	1	0	0.0	0	0
Lemon	2	-3	-1.5	-1	0
Jaguars	426	1,774	4.2	46t	17
Opponents	428	1,709	4.0	40t	14

RECEIVING	NO	YDS	AVG	LG	TD
M. Jones	65	761	11.7	35	2
Jones-Drew	62	565	9.1	26	2
Northcutt	44	545	12.4	41	2
Lewis	41	489	11.9	30t	2
Williams	37	364	9.8	32	3
Walker	16	217	13.6	32	0
Taylor	16	98	6.1	17	0
G. Jones	13	116	8.9	22	1
Porter	11	181	16.5	33	1
Estandia	10	113	11.3	23	0
Angulo	8	63	7.9	17	0
Williamson	5	30	6.0	10t	1
Wrightster	2	35	17.5	27	0
Owens	2	17	8.5	10	0
Pearman	1	23	23.0	23t	1
Washington	1	9	9.0	9	0
Garrard	1	-6	-6.0	-6	0
Jaguars	335	3,620	10.8	41	15
Opponents	297	3,777	12.7	56t	25

INTERCEPTIONS	NO	YDS	AVG	LG	TD
Mathis	4	151	37.8	72t	2
Sensabaugh	4	38	9.5	23	0
Williams	2	31	15.5	27	0
Nelson	2	0	0.0	0	0
Harvey	1	0	0.0	0	0
Jaguars	13	220	16.9	72t	2
Opponents	13	181	13.9	42	1

PUNTING	NO	YDS	AVG	NET	TB	IN	LG	B
Weatherford	21	915	43.6	37.7	3	2	57	0
Podlesh	46	1,989	43.2	36.6	5	12	60	0
Jaguars	67	2,904	43.3	36.9	8	14	60	0
Opponents	67	2,878	43.0	36.8	7	25	61	0

PUNT RET.	NO	FC	YDS	AVG	LG	TD
Witherspoon	17	9	192	11.3	38	0
Jones-Drew	7	1	69	9.9	15	0
Northcutt	5	7	14	2.8	9	0
Jaguars	29	17	275	9.5	38	0
Opponents	31	19	269	8.7	28	0

KICKOFF RET.	NO	YDS	AVG	LG	TD
Witherspoon	52	1,250	24.0	51	0
Jones-Drew	13	281	21.6	33	0
Williamson	4	84	21.0	26	0
G. Jones	2	19	9.5	10	0
Owens	2	30	15.0	20	0
Reyes	1	14	14.0	14	0
Jaguars	74	1,678	22.7	51	0
Opponents	51	1,015	19.9	52	0

2-POINT CONVERSIONS: Jaguars 0-2, Opponents 0-1

FGs	1-19	20-29	30-39	40-49	50+
Scobee	0/0	7/7	3/6	5/7	4/5
Jaguars	0/0	7/7	3/6	5/7	4/5
Opponents	0/0	9/9	10/12	6/7	2/2

Scobee: (37N, 27G) (28G, 50G, 39G) (26G, 21G, 51G) (46G, 40G, 37G) () (48G) (38B, 53G) (52G, 26G) (34G) () (21G, 46N, 38N) (43N, 29G) (42G) (51N) (44G) ()

Opponents: (47G) (21G, 45G) () (27G, 47G) (38G, 23G) (39G) (32G, 20G, 42G) () (33B) (32G) (54G, 32G, 22G) (38G, 50G, 20G) (22G, 36G, 35G) (22G, 23G, 38G) (30N, 45G) (32G, 48N, 41G)

SACKS: Hayward 4.5, Harvey 3.5, Spicer 3.5, Groves 2.5, Smith 2.5, Henderson 2.0, Ingram 2.0, Landri 2.0, Meier 2.0, Kennedy 1.0, Mathis 1.0, Mincey 1.0, Peterson 1.0, McDaniel 0.5
Jaguars 29, Opponents 42

TACKLES (Solo-Assists-Total): Peterson (88-51-139), Smith (89-41-130), Durant (81-32-113), B. Williams (78-11-90), Sensabaugh (70-12-82), Ingram (38-34-72), Nelson (45-19-64), Henderson (37-16-53), Spicer (34-16-50), Meier (31-14-45), Harvey (23-12-35), Mathis (33-0-33), Hayward (24-7-31), Florence (24-2-26), Landri (12-11-23), McDaniel (15-7-22), Prioleau (15-3-18), Groves (12-5-17), T. Williams (15-0-15), Kennedy (4-4-8), Witherspoon (7-0-7), Mincey (3-3-6), Iwuh (0-2-2)

USUAL STARTING LINEUP

OFFENSE

- QB David Garrard (16)
- RB Fred Taylor (13)
- Maurice Jones-Drew (3)
- FB Greg Jones (7)
- WR Reggie Williams (11)
- Jerry Porter (6)
- WR Matt Jones (10)
- Troy Williamson (2)
- TE Mercedes Lewis (15)
- TE Richard Angulo (7)
- Greg Estandia (2)
- LT Khalif Barnes (16)
- LG Vince Manuwai (1)
- Uche Nwaneri (15)
- C Brad Meester (10)
- Dennis Norman (6)
- RG Maurice Williams (11)
- Milford Brown (4)
- Tutan Reyes (3)
- Dennis Norman (8)
- RT Tony Pashos (16)

DEFENSE

- DE Paul Spicer (10)
- Derrick Harvey (9)
- DT John Henderson (14)
- Tony McDaniel (3)
- DT Rob Meier (15)
- DE Reggie Hayward (13)
- OLB Daryl Smith (8)
- Clint Ingram (8)
- MLB Mike Peterson (10)
- Daryl Smith (6)
- Clint Ingram (4)
- Justin Durant (12)
- CB Rashean Mathis (12)
- William James (1)
- CB Drayton Florence (8)
- Brian Williams (11)
- Reggie Nelson (13)
- FS Gerald Sensabaugh (3)
- SS Brian Williams (5)
- Gerald Sensabaugh (10)

PASSING	ATT	CMP	PCT	YDS	YDS/ATT	TD	INT	LG	SK/YDS	RTG
Garrard	535	335	62.6	3,620	6.77	15	13	41	42/288	81.7
Lemon	2	0	0.0	0	0.00	0	0	0	0/0	39.6
Jaguars	537	335	62.4	3,620	6.74	15	13	41	42/288	81.4
Opponents	465	297	63.9	3,777	8.12	25	13	56t	29/191	95.4



2009 STATISTICS

HEAD COACH: JACK DEL RIO

RECORD: 7-9 (.438)

STANDINGS: 4TH, AFC SOUTH

DATE	OPPONENT	RESULT	ATT.
Sept. 13	at Indianapolis	L, 12-14	65,757
Sept. 20	Arizona	L, 17-31	46,520
Sept. 27	at Houston	W, 31-24	70,083
Oct. 4	Tennessee	W, 37-17	49,014
Oct. 11	at Seattle	L, 0-41	67,228
Oct. 18	St. Louis	W, 23-20 (OT)	42,088
Nov. 1	at Tennessee	L, 13-30	69,143
Nov. 8	Kansas City	W, 24-21	45,546
Nov. 15	at N.Y. Jets	W, 24-22	76,313
Nov. 22	Buffalo	W, 18-15	47,757
Nov. 29	at San Francisco	L, 3-20	69,732
Dec. 6	Houston	W, 23-18	42,079
Dec. 13	Miami	L, 10-14	60,457
Dec. 17	Indianapolis	L, 31-35	63,753
Dec. 27	at New England	L, 7-35	68,756
Jan. 3	at Cleveland	L, 17-23	66,935

* TV Blackout

	JAGUARS	OPP.
TOTAL FIRST DOWNS	300	307
Rushing	114	100
Passing	170	191
Penalty	16	16
3rd Down: Made/Att	102/226	94/209
3rd Down Pct.	45.1%	45.0%
4th Down: Made/Att	12/21	12/17
4th Down Pct.	57.1%	70.6%
POSSESSION AVG.	30:08	29:52
TOTAL NET YARDS	5,385	5,637
Avg. Per Game	336.6	352.3
Total Plays	1010	982
Avg. Per Play	5.3	5.7
Net Yards Rushing	2,029	1,863
Avg. Per Game	126.8	116.4
Total Rushes	447	458
NET YARDS PASSING	3,356	3,774
Avg. Per Game	209.8	235.9
Sacked/Yards Lost	44/243	14/79
Gross Yards	3,599	3,853
Attempts/Completions	519/315	510/345
Completion Pct.	60.7%	67.6%
Had Intercepted	10	15
PUNTS/AVERAGE	72/41.9	62/44.9
NET PUNTING AVG.	72/38.3	62/39.5
PENALTIES/YARDS	70/542	64/498
FUMBLES/BALL LOST	26/13	22/10
TOUCHDOWNS	34	44
Rushing	19	12
Passing	15	28
Returns	0	4

BY PERIODS	1	2	3	4	OT	PTS
Jaguars	48	113	46	80	3	290
Opponents	69	157	75	79	0	380

SCORING	TD	RU	PA	RT	PAT	FG	S	TP
Jones-Drew	16	15	1	0	0/0	0/0	0	96
Scobee	0	0	0	0	30/31	18/28	0	84
Sims-Walker	7	0	7	0	0/0	0/0	0	42
Garrard	3	3	0	0	0/0	0/0	0	20
Lewis	2	0	2	0	0/0	0/0	0	12
Miller	2	0	2	0	0/0	0/0	0	12
Hughes	1	0	1	0	0/0	0/0	0	6
Jennings	1	1	0	0	0/0	0/0	0	6
Thomas	1	0	1	0	0/0	0/0	0	6
Wilford	1	0	1	0	0/0	0/0	0	6
Jaguars	34	19	15	0	30/31	18/28	0	290
Opponents	44	12	28	4	38/38	24/28	1	380

RUSHING	NO	YDS	AVG	LG	TD
Jones-Drew	312	1,391	4.5	80t	15
Garrard	77	323	4.2	30	3
Jennings	39	202	5.2	28t	1
M. Thomas	12	86	7.2	22	0
G. Jones	4	23	5.8	11	0
Miller	1	3	3.0	3	0
Owens	2	1	0.5	3	0
Jaguars	447	2,029	4.5	80t	19
Opponents	458	1,863	4.1	89t	12

RECEIVING	NO	YDS	AVG	LG	TD
Sims-Walker	63	869	13.8	61t	7
Jones-Drew	53	374	7.1	19	1
Holt	51	722	14.2	63	0
M. Thomas	48	453	9.4	28	1
Lewis	32	518	16.2	47	2
Miller	21	212	10.1	62	2
Jennings	16	101	6.3	14	0
Wilford	11	123	11.2	30	1
Dillard	6	106	17.7	33	0
Hughes	5	70	14.0	35t	1
G. Jones	5	14	2.8	9	0
Williamson	3	34	11.3	13	0
Potter	1	3	3.0	3	0
Jaguars	315	3,599	11.4	63	15
Opponents	345	3,853	11.2	98t	28

INTERCEPTIONS	NO	YDS	AVG	LG	TD
D. Cox	4	6	1.5	6	0
Mathis	3	46	15.3	29	0
A. Smith	2	34	17.0	30	0
G. Alexander	2	23	11.5	22	0
Groves	1	37	37.0	37	0
Durant	1	27	27.0	27	0
Considine	1	25	25.0	25	0
D. Smith	1	10	10.0	10	0
Jaguars	15	208	13.9	37	0
Opponents	10	234	23.4	56	1

PUNTING	NO	YDS	AVG	NET	TB	IN	LG	B
Podlesh	72	3,017	41.9	38.3	5	23	64	0
Jaguars	72	3,017	41.9	38.3	5	23	64	0
Opponents	62	2,784	44.9	39.5	5	21	70	0

PUNT RET.	NO	FC	YDS	AVG	LG	TD
M. Thomas	14	4	118	8.4	44	0
Witherspoon	7	3	78	11.1	42	0
Jones-Drew	2	0	19	9.5	12	0
Hughes	2	0	18	9.0	11	0
Middleton	1	0	0	0.0	0	0
Starks	1	0	0	0.0	0	0
Jaguars	27	7	233	8.6	44	0
Opponents	38	15	159	4.2	13	0

KICKOFF RET.	NO	YDS	AVG	LG	TD
M. Thomas	26	644	24.8	43	0
Witherspoon	24	568	23.7	42	0
Jones-Drew	4	102	25.5	30	0
Jennings	3	56	18.7	24	0
Owens	3	49	16.3	29	0
Underwood	2	38	19.0	24	0
Miller	2	19	9.5	16	0
Ellison	1	16	16.0	16	0
Wilford	1	0	0.0	0	0
Jaguars	66	1,492	22.6	43	0
Opponents	47	1,069	22.7	93t	1

2-POINT CONVERSIONS: Garrard
Jaguars 1-3, Opponents 2-6

FGs	1-19	20-29	30-39	40-49	50+
Scobee	0/0	7/8	4/4	3/7	4/9
Jaguars	0/0	7/8	4/4	3/7	4/9
Opponents	0/0	12/12	4/5	7/8	1/3

Scobee: (24G, 46G, 63N) (30G, 46B) (52G) (22G, 50G, 55N, 33G) () (58N, 36G) () (53N, 27G) (49N, 21G) (29G) (40N, 32G, 21N) (51G, 46G, 24G) (25G) (50G, 57N) () (47G, 43N)

Opponents: (52N) (45G, 48N) (27G) (29G) (47G, 27G) (52G, 27G) (48G, 25G, 45G) (45G, 21G, 56N) (32G, 37G, 40G) (26G, 28G, 22G) (46G, 27G) (32G) (38N) () () (27G, 21G, 33G)

SACKS: Henderson 3.0, Harvey 2.0, Knighton 1.5, D. Smith 1.5, Ingram 1.0, Stanley 1.0, Hayward 1.0, Durant 1.0, Ellison 1.0, Landri 1.0
Jaguars 14.0, Opponents 44.0

TACKLES (Solo-Assists-Total): D. Smith (101-49-150), Durant (90-45-135), Ingram (47-30-77), Nelson (60-17-77), Cox (56-20-76), Harvey (37-32-69), Henderson (27-33-60), Alexander (39-19-58), Allen (35-23-58), Knighton (29-24-53), Mathis (28-12-40), Iwuh (26-12-38), Considine (24-12-36), Brackenridge (23-11-34), Groves (22-12-34), Ellison (16-12-28), A. Smith (21-7-28), Stanley (17-7-24), Landri (8-7-15), Russell (6-8-14), Ju. Williams (6-4-10), B. Smith (4-5-9), Starks (4-3-7), Middleton (7-0-7), Navarre (3-2-5), Hayward (2-1-3), Harrington (1-0-1), Peterson (0-1-1)

USUAL STARTING LINEUP

OFFENSE

- QB David Garrard (16)
- RB Maurice Jones-Drew (16)
- FB Greg Jones (7)
- WR Mike Sims-Walker (14)
- Mike Thomas (4)
- WR Torry Holt (12)
- TE Mercedes Lewis (15)
- Ernest Wilford (7)
- LT Eugene Monroe (13)
- Tra Thomas (3)
- LG Vince Manuwai (16)
- C Brad Meester (16)
- RG Uche Nwaneri (13)
- RT Maurice Williams (3)
- Eben Britton (15)
- Maurice Williams (1)

DEFENSE

- DE Derrick Harvey (16)
- DT John Henderson (15)
- Atiyah Ellison (2)
- DT Terrance Knighton (16)
- DE Quentin Groves (7)
- Atiyah Ellison (4)
- OLB Daryl Smith (16)
- MLB Justin Durant (13)
- OLB Clint Ingram (12)
- CB Rashean Mathis (10)
- Tryon Brackenridge (5)
- CB Derek Cox (16)
- FS Reggie Nelson (14)
- Anthony Smith (2)
- SS Sean Considine (6)
- Gerald Alexander (10)

PASSING	ATT	CMP	PCT	YDS	YDS/ATT	TD	INT	LG	SK/YDS	RTG
Garrard	516	314	60.9	3,597	7.0	15	10	63	42/236	83.5
McCown	3	1	33.3	2	0.7	0	0	2	2/7	42.4
Jaguars	519	315	60.7	3,599	6.9	15	10	63	44/243	83.2
Opponents	510	345	67.6	3,853	7.6	28	15	98t	14/79	96.0



2010 STATISTICS

HEAD COACH: JACK DEL RIO

RECORD: 8-8 (.500)

STANDINGS: 2ND, AFC SOUTH

DATE	OPPONENT	RESULT	ATT.
Sept. 12	Denver	W, 24-17	63,636
Sept. 19	at San Diego	L, 13-38	62,691
Sept. 26	Philadelphia	L, 3-28	63,256
Oct. 3	Indianapolis	W, 31-28	63,111
Oct. 10	at Buffalo	W, 36-26	58,304
Oct. 18	Tennessee	L, 3-30	63,625
Oct. 24	at Kansas City	L, 20-42	69,105
Oct. 31	at Dallas	W, 35-17	81,395
Nov. 14	Houston	W, 31-24	62,340
Nov. 21	Cleveland	W, 24-20	62,254
Nov. 28	at N.Y. Giants	L, 20-24	78,533
Dec. 5	at Tennessee	W, 17-6	69,143
Dec. 12	Oakland	W, 38-31	62,570
Dec. 18	at Indianapolis	L, 24-34	67,147
Dec. 26	Washington	L, 17-20 (OT)	63,470
Jan. 2	at Houston	L, 17-34	71,023

TOTAL FIRST DOWNS	JAGUARS	OPP.
Rushing	148	98
Passing	21	197
Penalty	161	21
3rd Down: Made/Att	81/203	78/189
3rd Down Pct.	39.9%	41.3%
4th Down: Made/Att	16/25	8/18
4th Down Pct.	64.0%	44.4%
POSSESSION AVG.	31:43	28:17
TOTAL NET YARDS	5,460	5,949
Avg. Per Game	341.3	371.8
Total Plays	1019	948
Avg. Per Play	5.4	6.3
Net Yards Rushing	2,395	1,945
Avg. Per Game	149.7	121.6
Total Rushes	512	416
NET YARDS PASSING	3,065	4,004
Avg. Per Game	191.6	250.3
Sacked/Yards Lost	38/291	26/189
Gross Yards	3,356	4,193
Attempts/Completions	469/291	506/329
Completion Pct.	62.0%	65.0%
Had Intercepted	21	13
PUNTS/AVERAGE	57/43.8	64/42.4
NET PUNTING AVG.	57/39.2	64/36.5
PENALTIES/YARDS	83/675	85/748
FUMBLES/BALL LOST	23/12	12/5
TOUCHDOWNS	41	50
Rushing	14	19
Passing	26	28
Returns	1	3

BY PERIODS	1	2	3	4	OT	PTS
Jaguars	43	129	86	95	0	353
Opponents	88	92	102	134	3	419

SCORING	TD	RU	PA	RT	PAT	FG	S	TP
Scobee	0	0	0	0	41/41	22/28	0	107
Lewis	10	0	10	0	0/0	0/0	0	60
Jones-Drew	7	5	2	0	0/0	0/0	0	42
Sims-Walker	7	0	7	0	0/0	0/0	0	42
Garrard	5	5	0	0	0/0	0/0	0	30
Thomas	5	0	4	1	0/0	0/0	0	30
Jennings	4	4	0	0	0/0	0/0	0	24
J. Hill	1	0	1	0	0/0	0/0	0	6
Miller	1	0	1	0	0/0	0/0	0	6
Osgood	1	0	1	0	0/0	0/0	0	6
Jaguars	41	14	26	1	41/41	22/28	0	353
Opponents	50	19	28	3	48/48	23/25	0	419

RUSHING	NO	YDS	AVG	LG	TD
Jones-Drew	299	1,324	4.4	37	5
Jennings	84	459	5.5	74t	4
Garrard	66	279	4.2	25t	5
Karim	35	160	4.6	15	0
M. Thomas	12	114	9.5	33	0
Edwards	9	34	3.8	14	0
Miller	2	9	4.5	8	0
Bouman	2	8	4.0	6	0
G. Jones	2	4	2.0	3	0
McCown	1	4	4.0	4	0
Jaguars	512	2,395	4.7	74t	14
Opponents	416	1,945	4.7	70	19

RECEIVING	NO	YDS	AVG	LG	TD
M. Thomas	66	820	12.4	50t	4
Lewis	58	700	12.1	42t	10
Sims-Walker	43	562	13.1	39	7
Jones-Drew	34	317	9.3	75	2
Jennings	26	223	8.6	25	0
Miller	20	216	10.8	52t	1
J. Hill	11	248	22.5	48t	1
G. Jones	11	47	4.3	12	0
Underwood	8	111	13.9	22	0
Osgood	6	60	10.0	24t	1
Potter	3	24	8.0	10	0
Karim	3	10	3.3	7	0
Bohlen	1	15	15.0	15	0
Wilford	1	3	3.0	3	0
Jaguars	291	3,356	11.5	75	26
Opponents	329	4,193	12.7	67t	28

INTERCEPTIONS	NO	YDS	AVG	LG	TD
D. Cox	4	14	3.5	14	0
A. Smith	1	47	47.0	47	0
Mathis	1	24	24.0	24	0
Greene	1	8	8.0	8	0
D. Smith	1	8	8.0	8	0
Carey	1	7	7.0	7	0
Middleton	1	2	2.0	2	0
D. Jones	1	0	0.0	0	0
Consigned	1	-2	-2.0	-2	0
Knighton	1	-3	-3.0	-3	0
Jaguars	13	105	8.1	47	0
Opponents	21	263	12.5	38	1

PUNTING	NO	YDS	AVG	NET	TB	IN	LG	B
Podlesh	57	2,496	43.8	39.2	7	26	63	0
Jaguars	57	2,496	43.8	39.2	7	26	63	0
Opponents	64	2,714	42.4	36.5	1	16	66	1

PUNT RET.	NO	FC	YDS	AVG	LG	TD
M. Thomas	34	7	358	10.5	78t	1
Brackenridge	1	0	1	1.0	1	0
Osgood	1	0	0	0.0	0	0
Mathis	0	1	0	---	---	0
Jaguars	36	8	359	10.0	78t	1
Opponents	19	15	123	6.5	13	0

KICKOFF RET.	NO	YDS	AVG	LG	TD
Karim	50	1,248	25.0	65	0
Underwood	24	561	23.4	53	0
Bohlen	1	5	5.0	5	0
J. Hill	1	30	30.0	30	0
Miller	1	22	22.0	22	0
Owens	1	22	22.0	22	0
Potter	1	15	15.0	15	0
Wilford	1	0	0.0	0	0
Jaguars	80	1,903	23.8	65	0
Opponents	59	1,266	21.5	46	1

2-POINT CONVERSIONS: Jaguars 0-0, Opponents 1-2

FGs	1-19	20-29	30-39	40-49	50+
Scobee	2/2	3/3	6/7	9/14	2/2
Jaguars	2/2	3/3	6/7	9/14	2/2
Opponents	0/0	9/9	10/10	3/3	1/3

Scobee: (45G) (44G, 48G) (51G) (59G) (49G, 49G, 34G, 40G, 46G) (33G) (35G, 18G) () (38G, 39N, 43N) (47G) (22G, 42G) (26G, 49B, 48N) (19G) (22G) (44N, 34G) (39G, 46N)

Opponents: (54 G) (41G) () () (29G, 22G) (26G, 33G, 36G) () (34G) (24G) (51N, 38G, 51N, 41G) (22G, 29G, 28G) (37G, 30G) (26G) (34G, 37G) (48G, 31G) (26G, 33G)

SACKS: Mincey 5.0, Kampman 4.0, Knighton 4.0, Alualu 3.5, D. Smith 3.5, Harvey 2.5, Hart 1.5, Consigned 1.0, Middleton 1.0
Jaguars 26.0, Opponents 38.0

TACKLES (Solo-Assists-Total): D. Smith (109-47-156), Morrison (87-54-141), Durant (71-28-99), Knighton (52-32-84), Alualu (50-27-77), Greene (44-33-77), Mincey (41-28-69), Mathis (36-23-59), Kampman (34-21-55), Allen (38-16-54), Consigned (33-19-52), D. Cox (36-16-52), Carey (29-22-51), Middleton (26-16-42), Harvey (16-18-34), Lane (20-13-33), D. Jones (22-5-27), Douzable (13-14-27), A. Smith (13-3-16), G. Alexander (6-9-15), Hart (9-4-13), Mosley (2-4-6), Brackenridge (4-0-4), Cohen (3-0-3), Morgan (2-1-3), Hamlin (2-1-3), Bowen (1-0-1)

USUAL STARTING LINEUP

OFFENSE

- QB David Garrard (14)
- RB Maurice Jones-Drew (14)
- Rashad Jennings (3)
- FB Greg Jones (13)
- WR Mike Sims-Walker (13)
- Kassim Osgood (3)
- WR Mike Thomas (11)
- TE Mercedes Lewis (16)
- Zach Miller (5)
- LT Eugene Monroe (15)
- LG Vince Manuwai (11)
- Justin Smiley (5)
- C Brad Meester (16)
- RG Uche Nwaneri (16)
- RT Jordan Black (9)
- Eben Britton (7)

DEFENSE

- DE Aaron Kampman (8)
- Jeremy Mincey (8)
- DT Terrance Knighton (16)
- DT Tyson Alualu (16)
- DE Austen Lane (9)
- Derrick Harvey (7)
- OLB Daryl Smith (16)
- MLB Kirk Morrison (16)
- OLB Justin Durant (9)
- Russell Allen (4)
- CB Rashean Mathis (16)
- CB Derek Cox (11)
- David Jones (5)
- FS Don Carey (10)
- Gerald Alexander (3)
- Sean Consigned (3)
- SS Courtney Greene (11)
- Anthony Smith (3)

PASSING	ATT	CMP	PCT	YDS	YDS/ATT	TD	INT	LG	SK/YDS	RTG
Garrard	366	266	64.5	2,734	7.5	23	15	75	33/253	90.8
Edwards	49	26	53.1	280	5.7	1	3	44	4/32	51.4
Bouman	34	18	52.9	222	6.5	2	2	29	1/6	68.5
McCown	19	11	57.9	120	6.3	0	0	25	0/0	76.6
Jones-Drew	1	0	0.0	0	0.0	0	1	0	0/0	0.0
Jaguars	469	291	62.0	3,356	7.2	26	21	75	38/291	83.4
Opponents	506	329	65.0	4,193	8.3	28	13	67t	26/189	98.5



2011 STATISTICS

**HEAD COACH: JACK DEL RIO (11 GAMES),
MEL TUCKER (5 GAMES)**

RECORD: 5-11 (.313)

STANDINGS: 3RD, AFC SOUTH

DATE	OPPONENT	RESULT	ATT.
Sept. 11	Tennessee	W, 16-14	61,619
Sept. 19	at N.Y. Jets	L, 3-32	78,834
Sept. 26	at Carolina	L, 10-16	71,704
Oct. 2	New Orleans	L, 10-23	62,471
Oct. 9	Cincinnati	L, 20-30	61,799
Oct. 16	at Pittsburgh	L, 13-17	62,934
Oct. 24	Baltimore	W, 12-7	62,976
Oct. 30	at Houston	L, 14-24	71,412
Nov. 13	at Indianapolis	W, 17-3	64,619
Nov. 20	at Cleveland	L, 10-14	63,498
Nov. 27	Houston	L, 13-20	62,004
Dec. 5	San Diego	L, 14-38	62,743
Dec. 11	Tampa Bay	W, 41-14	62,562
Dec. 15	at Atlanta	L, 14-41	68,856
Dec. 24	at Tennessee	L, 17-23	69,143
Jan. 1	Indianapolis	W, 19-13	62,481

TOTAL FIRST DOWNS

	JAGUARS	OPP.
Rushing	103	73
Passing	122	175
Penalty	26	20
3rd Down: Made/Att	81/241	79/218
3rd Down Pct.	33.6%	36.2%
4th Down: Made/Att	6/17	4/9
4th Down Pct.	35.3%	44.4%
POSSESSION AVG.	30:02	29:58
TOTAL NET YARDS	4,149	5,008
Avg. Per Game	259.3	313.0
Total Plays	1,002	979
Avg. Per Play	4.1	5.1
NET YARDS RUSHING	1,970	1,667
Avg. Per Game	123.1	104.2
Total Rushes	489	435
NET YARDS PASSING	2,179	3,341
Avg. Per Game	136.2	208.8
Sacked/Yards Lost	44/331	31/213
Gross Yards	2,510	3,554
Attempts/Completions	469/240	513/326
Completion Pct.	51.2%	63.5%
Had Intercepted	15	17
PUNTS/AVERAGE	99/41.9	89/43.3
NET PUNTING AVG.	99/39.5	89/39.4
PENALTIES/YARDS	77/680	105/895
FUMBLES/BALL LOST	27/8	21/11
TOUCHDOWNS	25	37
Rushing	9	14
Passing	12	21
Returns	4	2

BY PERIODS	1	2	3	4	OT	PTS
Jaguars	44	100	33	66	0	243
Opponents	83	103	64	79	0	329

SCORING	TD	RU	PA	RT	PAT	FG	S	TP
Scobee	0	0	0	0	24/24	23/25	0	93
Jones-Drew	11	8	3	0	0/0	0/0	0	66
Hill	3	0	3	0	0/0	0/0	0	18
West	2	0	2	0	0/0	0/0	0	12
Cloherly	1	0	0	1	0/0	0/0	0	6
Collins	1	0	0	1	0/0	0/0	0	6
Dillard	1	0	1	0	0/0	0/0	0	6
Jones	1	1	0	0	0/0	0/0	0	6
Miller	1	0	1	0	0/0	0/0	0	6
Potter	1	0	0	1	0/0	0/0	0	6
Shorts	1	0	1	0	0/0	0/0	0	6
Thomas	1	0	1	0	0/0	0/0	0	6
Youboty	1	0	0	1	0/0	0/0	0	6
Jaguars	25	9	12	4	24/24	23/25	0	243
Opponents	37	14	21	2	35/36	22/29	2	329

RUSHING	NO	YDS	AVG	LG	TD
Jones-Drew	343	1,606	4.7	56	8
Karim	63	130	2.1	14	0
Gabbert	48	98	2.0	12	0
Harris	9	42	4.7	24	0
Owens	10	39	3.9	9	0
McCown	7	23	3.3	9	0
Bolen	2	14	7.0	10	0
Thomas	3	11	3.7	12	0
Jones	2	7	3.5	6	1
Turk	1	0	0.0	0	0
Harris	1	0	0.0	0	0
Jaguars	489	1,970	4.0	56	9
Opponents	435	1,667	3.8	68	14

RECEIVING	NO	YDS	AVG	LG	TD
M.Thomas	44	415	9.4	47	1
Jones-Drew	43	374	8.7	48	3
Lewis	39	460	11.8	62	0
Dillard	29	292	10.1	25	1
Hill	25	367	14.7	74t	3
Karim	14	120	8.6	20	2
West	13	163	12.5	23t	0
Potter	5	50	10.0	22	0
Osgood	5	42	8.4	19	0
Cloherly	4	57	14.3	21	0
Miller	4	42	10.5	14t	1
Jones	4	19	4.8	10	0
Price	2	39	19.5	21	0
Shorts	2	30	15.0	25	1
Bolen	2	6	3.0	4	0
Owens	2	2	1.0	6	0
Whimper	1	17	17.0	17	0
Sims-Walker	1	11	11.0	11	0
D.Harris	1	4	4.0	4	0
Team	240	2,510	10.5	74t	12
Opponents	326	3,554	10.9	80t	21

INTERCEPTIONS	NO	YDS	AVG	LG	TD
Landry	2	28	14.0	28	0
Lowery	2	26	13.0	30	0
Trent	2	17	8.5	22	0
Coleman	2	5	2.5	8	0
Posluszny	2	2	1.0	2	0
Rutland	1	37	37.0	25	0
Smith	1	25	25.0	25	0
Middleton	1	11	11.0	11	0
Mincey	1	5	5.0	5	0
Allen	1	3	3.0	3	0
Mathis	1	1	1.0	1	0
Youboty	1	0	0.0	0	0
Jaguars	17	160	9.4	30	0
Opponents	15	177	11.8	37	0

PUNTING	NO	YDS	AVG	NET	TB	IN	LG	B
Harris	72	3075	42.7	37.9	5	13	55	0
Turk	27	1072	39.7	32.8	5	7	65	0
Jaguars	99	4147	41.9	36.5	10	20	65	0
Opponents	89	3852	43.3	39.4	10	25	71	1

PUNT RET.	NO	FC	YDS	AVG	LG	TD
M.Thomas	19	5	88	4.6	28	0
C.Short	12	6	50	4.2	27	0
J.Dillard	3	6	10	3.3	5	0
R.Mathis	0	2	0	0.0	0	0
Jaguars	34	19	148	4.4	28	0
Opponents	48	17	333	6.9	42	0

KICKOFF RET.	NO	YDS	AVG	LG	TD
D.Karim	27	652	24.1	37	0
D.Harris	14	308	22.0	35	0
C.Short	4	82	20.5	23	0
M.Owens	1	13	13.0	13	0
Z.Potter	1	0	0.0	0	0
Jaguars	47	1055	22.4	37	0
Opponents	26	632	24.3	46	0

2-POINT CONVERSIONS: Jaguars 0-0, Opponents 1-2

FGs	1-19	20-29	30-39	40-49	50+
Scobee	1/1	5/5	5/5	7/8	5/6
Jaguars	1/1	5/5	5/5	7/8	5/6
Opponents	0/0	5/5	10/11	4/6	3/7

Scobee: (48G, 21G, 45G) (55G) (53G) (31G) (19G, 20G) (46G, 45G) (54G, 54G, 22G, 51G) (1) (44G, 45N) (42G) (21G, 55N, 35G) (1) (1) (39G) (25G, 32G, 47G, 39G)

Opponents: (67N) (38G, 45G, 23G) (35G, 32G) (53N, 38G, 39G, 21G, 50N) (47G) (21G, 46N) (52N) (46N, 39G) (42G) (38N) (53G, 33G) (29G) (1) (33G, 31G) (51G, 51G, 35G) (48G, 20G)

SACKS: Mincey 8.0, Roth 3.5, D. Smith 3.5, Alualu 1.5, Chick 2.5, Coleman 2.0, Posluszny 2.0, Douzable 1.0, Lane 1.0, Lowery 1.0, Mosley 1.0, Session 1.0, Allen 0.5, Collins 0.5, Landry 0.5, Selvie 0.5

Jaguars 31.0, Opponents 44.0

TACKLES (Solo-Assists-Total): Posluszny (132-60-192), D. Smith (125-41-166), Landry (69-46-115), Mincey (61-40-101), Alualu (43-38-81), Allen (51-25-76), Knighton (38-23-61), Douzable (35-26-61), Mosley (30-20-50), Lowery (31-16-47), Session (35-9-44), Coleman (32-12-44), Roth (29-14-43), Mathis (27-9-36), Middleton (22-11-33), Youboty (24-5-29), Prosinski (7-12-19), Rutland (10-8-18), Lane (7-9-16), Cox (12-4-16), Collins (7-8-15), Owusu-Ansah (9-5-14), Chick (8-1-9), Trent (4-4-8), Greene (5-2-7), Selvie (3-1-4), Kampman (1-1-2), Franklin (0-3-3), D. Jones (1-0-1), Brown (1-0-1)

USUAL STARTING LINEUP

OFFENSE

QB	Blaine Gabbert (14)
RB	Maurice Jones-Drew (16)
FB	Greg Jones (9)
WR	Mike Thomas (13)
WR	Jason Hill (10)
	Jarett Dillard (5)
TE	Marcedes Lewis (15)
	Zach Potter (7)
LT	Eugene Monroe (14)
LG	Will Rackley (14)
C	Brad Meester (16)
RG	Uche Nwaneri (16)
RT	Guy Whimper (15)

DEFENSE

DE	Jeremy Mincey (16)
DT	Terrance Knighton (13)
	C.J. Mosley (3)
DT	Tyson Alualu (16)
DE	Matt Roth (9)
	Leger Douzable (6)
OLB	Daryl Smith (16)
MLB	Paul Posluszny (16)
OLB	Clint Session (6)
	Russell Allen (6)
CB	Rashean Mathis (9)
	William Middleton (6)
CB	Derek Cox (6)
	Ashton Youboty (5)
FS	Dwight Lowery (11)
SS	Dawan Landry (16)

PASSING	ATT	CMP	PCT	YDS	YDS/ATT	TD	INT	LG	SK/YDS	RTG
Gabbert	413	210	50.8	2,214	5.4	12	11	74t	40/293	65.4
L. McCown	56	30	53.6	296	5.3	0	4	26	4/38	39.0
Jaguars	469	240	51.2	2,510	5.4	12	15	74t	44/331	62.2
Opponents	513	326	63.5	3,554	6.9	21	17	80t	31/213	83.7



2012 STATISTICS

HEAD COACH: MIKE MULARKEY

RECORD: 2-14 (.125)

STANDINGS: 4TH, AFC SOUTH

DATE	OPPONENT	RESULT	ATT.
Sept. 9	at Minnesota	L, 23-26 (OT)	56,607
Sept. 16	Houston	L, 7-27	62,907
Sept. 23	at Indianapolis	W, 22-17	63,536
Sept. 30	Cincinnati	L, 10-27	63,030
Oct. 7	Chicago	L, 3-41	67,012
Oct. 21	at Oakland	L, 23-26 (OT)	51,634
Oct. 28	at Green Bay	L, 15-24	70,464
Nov. 4	Detroit	L, 14-31	63,050
Nov. 8	Indianapolis	L, 10-27	63,272
Nov. 18	at Houston	L, 37-43 (OT)	71,676
Nov. 25	Tennessee	W, 24-19	63,323
Dec. 2	at Buffalo	L, 18-34	53,971
Dec. 9	N.Y. Jets	L, 10-17	67,027
Dec. 16	at Miami	L, 3-24	53,667
Dec. 23	New England	L, 16-23	70,251
Dec. 30	at Tennessee	L, 20-38	69,143

		JAGUARS	OPP.
TOTAL FIRST DOWNS		269	364
Rushing		76	133
Passing		157	194
Penalty		36	37
3rd Down: Made/Att		64/216	89/215
3rd Down Pct.		29.6%	41.4%
4th Down: Made/Att		8/26	4/9
4th Down Pct.		30.8%	44.4%

		JAGUARS	OPP.
POSSESSION AVG.		27:29	32:31
TOTAL NET YARDS		4788	6088
Avg. Per Game		299.3	380.5
Total Plays		994	1100
Avg. Per Play		4.8	5.5

		JAGUARS	OPP.
NET YARDS RUSHING		1369	2256
Avg. Per Game		85.6	141.0
Total Rushes		358	545
NET YARDS PASSING		3419	3832
Avg. Per Game		213.7	239.5
Sacked/Yards Lost		50/327	20/128
Gross Yards		3746	3960
Attempts/Completions		586/328	535/341
Completion Pct.		56.0%	63.7%
Had Intercepted		17	12

		JAGUARS	OPP.
PUNTS/AVERAGE		92/47.3	68/46.0
NET PUNTING AVG.		40.4	39.8
PENALTIES/YARDS		101/955	101/820
FUMBLES/BALL LOST		20/9	17/11

		JAGUARS	OPP.
TOUCHDOWNS		26	48
Rushing		5	19
Passing		20	21
Returns		1	8

		JAGUARS	OPP.
BY PERIODS			
	1	2	3
Jaguars	50	71	43
Opponents	66	134	87
	4	OT	PTS
Jaguars	88	3	255
Opponents	142	15	444

		JAGUARS	OPP.
SCORING			
Scobee	0	0	0
Shorts	7	0	7
Blackmon	5	0	5
Lewis	4	0	4
Jennings	2	2	0
Jones-Drew	2	1	1
Owens	1	1	0
Harris	1	0	0
Whimper	1	0	0
Henne	1	1	0
Shiple	1	0	1
Spurlock	1	0	1
Jaguars	26	5	20
Opponents	48	19	21

		JAGUARS	OPP.
PAT		18/19	25/28
FG		0/0	0/0
S		0/0	0/0
TP		0/0	0/0
FG		36/43	36/43

		JAGUARS	OPP.
RUSHING			
Jones-Drew		86	414
Jennings		101	283
Owens		42	209
Parmele		40	143
Murphy		23	92
Toston		17	74
Henne		19	64
Gabbert		18	56
Blackmon		2	23
Jones		5	8
Todman		3	8
Thomas		1	-1
Shorts		1	-4
Jaguars		358	1369
Opponents		545	2256

		JAGUARS	OPP.
RECEIVING			
Blackmon		64	865
Shorts		55	979
Lewis		52	540
Robinson		24	252
Shiple		23	244
Jennings		19	130
Spurlock		14	121
Jones-Drew		14	86
Thomas		13	80
Jones		11	64
Elliott		10	108
Owens		8	113
Parmele		7	60
Toston		3	41
Clemons		3	41
Whimper		2	11
Potter		2	6
Stanback		1	6
Ta'ufou'u		1	5
Todman		1	0
Henne		1	-6
Jaguars		328	3746
Opponents		341	3960

		JAGUARS	OPP.
INTERCEPTIONS			
Cox		4	18
Posluszny		3	20
Landry		1	47
Lowery		1	21
Bosworth		1	10
Prosinski		1	6
Harris		1	0
Jaguars		12	122
Opponents		17	400

		JAGUARS	OPP.
PUNTING			
Anger		91	4353
Jaguars		91	4353
Opponents		67	3131

		JAGUARS	OPP.
PUNT RET.			
Shiple		10	1
Thomas		8	1
Spurlock		6	4
Cosby		5	4
Ross		3	3
Jones-Drew		2	0
Jaguars		34	13
Opponents		40	29

		JAGUARS	OPP.
KICKOFF RET.			
Jennings		10	241
Parmele		10	233
Spurlock		6	118
Shiple		6	117
Murphy		5	118
Cosby		5	99
Todman		4	78
Toston		3	65
Thomas		2	34
Potter		1	11
Selvie		1	0
Jaguars		53	1114
Opponents		39	1009

		JAGUARS	OPP.
2-POINT CONVERSIONS		Jaguars 3-7	Opponents 1-1

		JAGUARS	OPP.
FGRS			
Scobee		1/1	4/4
Team		1/1	4/4
Opponents		0/0	7/7

		JAGUARS	OPP.
FGRS			
Scobee		(19G, 26G, 47G)	(44G, 47G, 26G)
Team		(19G, 26G, 47G)	(44G, 47G, 26G)
Opponents		(20G, 42G, 55G, 38G)	(31G, 37G)

		JAGUARS	OPP.
SACKS			
T. Alualu		3.5	J. Mincey 3.0
C. Mosley		2.5	T. Knighton 2.0
P. Posluszny		2.0	A. Lane 2.0
J. Babin		1.5	M. Harris 1.0
A. Branch		1.0	G. Selvie 1.0
R. Allen		0.5	Jaguars 20.0
Opponents		50.0	

		JAGUARS	OPP.
TACKLES			
Posluszny		(152-79-231)	Allen (137-64-201)
Landry		(90-86-176)	Alualu (36-46-82)
Alualu		(44-36-80)	Mincey (43-31-74)
Prosinski		(44-22-66)	Ross (45-20-65)
Harris		(44-18-62)	Knighon (31-30-61)
Cox		(49-10-59)	Lane (27-27-54)
Bosworth		(32-21-53)	Lowery (28-25-53)
Stanford		(15-21-36)	Selvie (13-17-30)
Mathis		(15-9-24)	Branch (9-11-20)
Middleton		(10-8-18)	Babin (8-9-17)
D'A. Smith		(8-4-12)	D. Smith (4-6-10)
Rutland		(4-6-10)	Chick (2-6-8)
Pendleton		(2-2-4)	Morgan (2-0-2)

		JAGUARS	OPP.
USUAL STARTING LINEUP			
OFFENSE			
QB		Blaine Gabbert (9)	Chad Henne (6)
RB		Maurice Jones-Drew (5)	Rashad Jennings (5)
FB		Greg Jones (4)	
WR		Justin Blackmon (15)	Cecil Shorts III (9)
TE		Laurent Robinson (4)	Mercedes Lewis (15)
LT		Eugene Monroe (16)	
LG		Mike Brewster (7)	Eben Britton (5)
		Austin Pasztor (3)	Brad Meester (16)
C		Uche Nwaneri (15)	
RG		Cameron Bradford (12)	Guy Whimper (4)
RT			
DEFENSE			
DE		Jeremy Mincey (11)	Jason Babin (4)
DT		Tyson Alualu (15)	C.J. Mosley (12)
DT		Terrance Knighton (4)	Austin Lane (7)
DE		Jeremy Mincey (5)	Kyle Bosworth (5)
OLB		Julian Stanford (6)	Paul Posluszny (16)
MLB		Russell Allen (16)	
OLB		Derek Cox (11)	William Middleton (3)
CB		Aaron Ross (6)	Rashean Mathis (4)
CB		Mike Harris (4)	Dwight Lowery (9)
FS		Chris Prosinski (7)	Dawan Landry (16)
SS			

		JAGUARS	OPP.
PASSING			
Henne		308	166
Gabbert		278	162
Team		586	328
Opponents		535	341

		JAGUARS	OPP.
ATT		166	53.9
CMP		162	58.3
PCT		56.0	63.7
YDS		3,746	3,960
YDS/ATT		6.4	7.4
TD		20	21
INT		17	12
LG		81t	59
SK/YDS		50/327	20/128
RTG		74.7	89.8



2013 STATISTICS

HEAD COACH: GUS BRADLEY

RECORD: 4-12 (.250)

STANDINGS: 3RD, AFC SOUTH

DATE	OPPONENT	RESULT	ATT.
Sept. 8	Kansas City	L, 2-28	59,416
Sept. 15	at Oakland	L, 9-19	49,400
Sept. 22	at Seattle	L, 17-45	68,087
Sept. 29	Indianapolis	L, 3-37	59,695
Oct. 6	at St. Louis	L, 20-34	54,266
Oct. 13	at Denver	L, 19-35	76,862
Oct. 20	San Diego	L, 6-24	59,550
Oct. 27	S.F. (London)	L, 10-42	83,559
Nov. 10	at Tennessee	W, 29-27	69,143
Nov. 17	Arizona	L, 14-27	59,862
Nov. 24	at Houston	W, 13-6	71,659
Dec. 1	at Cleveland	W, 32-28	69,654
Dec. 5	Houston	W, 27-20	60,414
Dec. 15	Buffalo	L, 20-27	60,085
Dec. 22	Tennessee	L, 16-20	60,559
Dec. 29	at Indianapolis	L, 10-30	66,008

* Wembley Stadium in London, U.K.

	JAGUARS	OPP.
TOTAL FIRST DOWNS	271	353
Rushing	71	121
Passing	176	200
Penalty	24	32
3rd Down: Made/Att	70/225	96/226
3rd Down Pct.	31.1%	42.5%
4th Down: Made/Att	13/30	9/12
4th Down Pct.	43.3%	75.0%
POSSESSION AVG.	27:22	32:38
TOTAL NET YARDS	4,701	6,070
Avg. Per Game	293.8	379.4
Total Plays	1,020	1,089
Avg. Per Play	4.6	5.6
NET YARDS RUSHING	1,260	2,108
Avg. Per Game	78.8	131.8
Total Rushes	378	507
NET YARDS PASSING	3,441	3,962
Avg. Per Game	215.1	247.6
Sacked/Yards Lost	50/310	31/225
Gross Yards	3,751	4,187
Attempts/Completions	592/349	551/354
Completion Pct.	59.0%	64.2%
Had Intercepted	21	11
PUNTS/AVERAGE	95/45.7	76/43.0
NET PUNTING AVG.	40.5	38.8
PENALTIES/YARDS	96/797	87/729
FUMBLES/BALL LOST	18/6	27/10
TOUCHDOWNS	25	53
Rushing	7	20
Passing	16	29
Returns	2	4

BY PERIODS	1	2	3	4	OT	PTS
Jaguars	70	66	50	61	0	247
Opponents	107	139	102	101	0	449

SCORING	TD	RU	PA	RT	PAT	FG	S	TP
Scobee	0	0	0	0	22/23	23/25	0	91
Jones-Drew	5	5	0	0	0/0	0/0	0	30
M. Lewis	4	0	4	0	0/0	0/0	0	24
C. Shorts	3	0	3	0	0/0	0/0	0	18
Todman	3	2	1	0	0/0	0/0	0	18
Harbor	2	0	2	0	0/0	0/0	0	12
M. Brown	2	0	2	0	0/0	0/0	0	12
Noble	1	0	1	0	0/0	0/0	0	6
J. Blackmon	1	0	1	0	0/0	0/0	0	6
Sanders	1	0	1	0	0/0	0/0	0	6
K. Taylor	1	0	1	0	0/0	0/0	0	6
W. Blackmon	1	0	0	1	0/0	0/0	0	6
Posluszny	1	0	0	1	0/0	0/0	0	6
J. Thomas	0	0	0	0	0/0	0/0	0	2
Jaguars	25	7	16	2	22/23	23/25	0	247
Opponents	53	20	29	4	53/53	26/29	0	449

RUSHING	NO	YDS	AVG	LG	TD
Jones-Drew	234	803	3.4	48	5
Todman	76	256	3.4	33	2
Henne	27	77	2.9	14	0
Robinson	20	66	3.3	24	0
Gabbert	9	32	3.6	7	0
Forsett	6	31	5.2	10	0
Sanders	2	4	2.0	4	0
Ta'ufou'u	1	1	1.0	1	0
Anger	1	0	0.0	0	0
Blackmon	1	-1	-1.0	-1	0
Burton	1	-9	-9.0	-9	0
Jaguars	378	1260	3.3	48	7
Opponents	507	2108	4.2	50	20

RECEIVING	NO	YDS	AVG	LG	TD
Shorts	66	777	11.8	59	3
Sanders	51	484	9.5	51	1
Jones-Drew	43	314	7.3	17	0
M. Brown	32	446	13.9	43	2
J. Blackmon	29	415	14.3	67t	1
Lewis	25	359	14.4	41	4
Harbor	24	292	12.2	31	2
Taylor	19	189	9.9	17	1
Forsett	15	82	5.5	14	0
Todman	14	116	8.3	30	1
Ta'ufou'u	10	40	4.0	11	0
Burton	8	76	9.5	22	0
Reisner	5	40	8.0	16	0
Ebert	3	18	6.0	8	0
Noble	2	63	31.5	62t	1
Thomas	2	31	15.5	18	0
Meester	1	9	9.0	9	0
Jaguars	349	3751	10.7	67t	16
Opponents	354	4187	11.8	95t	29

INTERCEPTIONS	NO	YDS	AVG	LG	TD
Posluszny	2	69	34.5	59t	1
Hayes	2	39	19.5	28	0
Gratz	2	20	10.0	17	0
Ball	2	8	4.0	8	0
Cyprien	1	27	27.0	27	0
R. Davis	1	8	8.0	8	0
W. Blackmon	1	1	1.0	1	0
Jaguars	11	172	15.6	59t	1
Opponents	21	355	16.9	82t	3

PUNTING	NO	YDS	AVG	NET	TB	IN	LG	B
Anger	95	4338	45.7	40.5	8	31	61	0
Jaguars	95	4338	45.7	40.5	8	31	61	0
Opponents	75	3268	43.0	39.3	7	19	65	1

PUNT RET.	NO	FC	YDS	AVG	LG	TD
Sanders	25	16	140	5.6	17	0
W. Blackmon	5	5	2	0.4	5	0
Jaguars	30	21	142	4.7	17	0
Opponents	47	22	330	7.0	38	0

KICKOFF RET.	NO	YDS	AVG	LG	TD
Todman	26	712	27.4	59	0
Burton	4	99	24.8	32	0
D. Robinson	4	88	22.0	27	0
Sanders	3	75	25.0	31	0
K. Taylor	2	60	30.0	43	0
Forsett	1	21	21.0	21	0
Ta'ufou'u	1	5	5.0	5	0
Jaguars	41	1060	25.9	59	0
Opponents	25	509	20.4	47	0

2-POINT CONVERSIONS: Jaguars: 0-2, Opponents: 0-0

PASSING	ATT	CMP	PCT	YDS	YDS/ATT	TD	INT	LG	SK/YDS	RTG
C.Henne	503	305	60.6	3,241	6.4	13	14	62t	38/243	76.5
B.Gabbert	86	42	48.8	481	5.6	1	7	67t	12/67	36.0
A.Sanders	1	1	100.0	21	21.0	1	0	21t	0/0	158.3
M.Jones-Drew	1	1	100.0	8	8.0	1	0	8t	0/0	139.6
D.Robinson	1	0	0.0	0	0.0	0	0	0	0/0	39.6
Jaguars	592	349	59.0	3,751	6.3	16	21	67t	50/310	71.9
Opponents	551	354	64.2	4,187	7.6	29	11	95t	31/225	96.5

FGs	1-19	20-29	30-39	40-49	50+
J.Scobee	0/0	3/3	12/12	4/5	4/5
Jaguars	0/0	3/3	12/12	4/5	4/5
Opponents	0/0	10/10	9/10	6/6	1/3

Scobee: () (27G) (33G) (53G) (48G, 34G) (50G, 30G) (30G, 23G) (38G) (32G, 44G) (60N) (30G, 49N, 53G) (44G, 36G, 25G) (40G, 39G) (32G, 55G) (36G) (37G)

Opponents: () (35N, 46G, 30G, 29G, 29G) (21G) (22G, 46G, 28G) (32G, 37G) () (20G) () (39G, 37G) (21G, 32G) (49G, 20G) (53N) (34G, 31G) (42G, 54N, 40G) (45G, 52G) (23G, 26G, 39G)

SACKS: J. Babin 7.5, A. Branch 6.0, S. Marks 4.0, P. Posluszny 3.0, J. Mincey 2.0, T. Alualu 1.5, J. Cyprien 1.0, G. Hayes 1.0, R. Allen 1.0, W. Blackmon 1.0, W. Guy 1.0, R. Davis 1.0, A. Jones 0.5, B. Deaderick 0.5
Jaguars 31.0, Opponents 50.0

TACKLES (Solo-Assists-Total): P. Posluszny (121, 40, 161), J. Cyprien (82, 16, 98), G. Hayes (59, 16, 78), R. Allen (45, 18, 63), J. Evans (43, 11, 54), A. Ball (41, 6, 47), T. Alualu (34, 10, 44), J. Babin (30, 10, 40), W. Blackmon (30, 10, 40), A. Branch (30, 7, 37), M. Harris (28, 6, 34), S. Marks (28, 5, 33), D. Gratz (26, 6, 32), R. Miller (20, 5, 25), W. Guy (18, 6, 24), J. Thomas (12, 5, 17), J. Mincey (7, 7, 14), B. Deaderick (8, 1, 9), A. Jones (8, 1, 9), L. Reynolds (7, 2, 9), C. Pronsinski (5, 2, 7), J. Lotulelei (5, 2, 7), D. Lowery (4, 2, 6), D. McCray (3, 2, 5), R. Davis (4, 0, 4), K. Love (1, 3, 4), J. Miller (2, 0, 2), D. Nevis (1, 1, 2)

USUAL STARTING LINEUP

OFFENSE

- QB Chad Henne (13)
- Blaine Gabbert (3)
- RB Maurice Jones-Drew (15)
- FB Will Ta'ufou'u (7)
- Clay Harbor, TE (4)
- WR Cecil Shorts III (13)
- Mike Brown (6)
- Justin Blackmon (4)
- TE Mercedes Lewis (11)
- LT Cameron Bradford (11)
- LG Will Rackley (11)
- C Brad Meester (16)
- RG Uche Nwaneri (16)
- RT Austin Pasztor (12)

DEFENSE

- LDE Tyson Alualu (16)
- DT Roy Miller (14)
- DT Sen'Derrick Marks (16)
- LEO Jason Babin (16)
- OLB Geno Hayes (14)
- MLB Paul Posluszny (15)
- OLB Russell Allen (12)
- LCB Dwayne Gratz (8)
- Will Blackmon (8)
- RCB Alan Ball (15)
- FS Josh Evans (11)
- SS Johnathan Cyprien (15)



2014 STATISTICS

HEAD COACH: GUS BRADLEY

RECORD: 3-13 (.231)

STANDINGS: 3RD, AFC SOUTH

DATE	OPPONENT	RESULT	ATT.
Sept. 7	at Philadelphia	L, 17-34	69,596
Sept. 14	at Washington	L, 10-41	80,037
Sept. 21	Indianapolis	L, 17-44	60,601
Sept. 28	at San Diego	L, 14-33	56,553
Oct. 5	Pittsburgh	L, 9-17	66,198
Oct. 12	at Tennessee	L, 14-16	69,143
Oct. 19	Cleveland	W, 24-6	61,341
Oct. 26	Miami	L, 13-27	65,633
Nov. 2	at Cincinnati	L, 23-33	60,057
Nov. 9	Dallas*	L, 17-31	83,603
Nov. 23	at Indianapolis	L, 3-23	64,328
Nov. 30	N.Y. Giants	W, 25-24	64,687
Dec. 7	Houston	L, 13-27	61,070
Dec. 14	at Baltimore	L, 12-20	70,801
Dec. 18	Tennessee	W, 21-13	61,202
Dec. 28	at Houston	L, 17-23	71,777

* Wembley Stadium in London, U.K.

	JAGUARS	OPP.
TOTAL FIRST DOWNS	271	330
Rushing	86	107
Passing	154	200
Penalty	31	23
3rd Down: Made/Att	69/216	101/236
3rd Down Pct.	31.9	42.8
4th Down: Made/Att	7/19	4/10
4th Down Pct.	36.8	40.0
POSSESSION AVG.	27:11	32:49
TOTAL NET YARDS	4634	5932
Avg. Per Game	289.6	370.8
Total Plays	988	1085
Avg. Per Play	4.7	5.5
NET YARDS RUSHING	1633	2033
Avg. Per Game	102.1	127.1
Total Rushes	360	499
NET YARDS PASSING	3001	3899
Avg. Per Game	187.6	243.7
Sacked/Yards Lost	71/450	45/275
Gross Yards	3451	4174
Att./Completions	557/325	541/355
Completion Pct.	58.3	65.6
Had Intercepted	18	6
PUNTS/AVERAGE	96/46.5	75/47.5
NET PUNTING AVG.	96/39.6	75/41.5
PENALTIES/YARDS	73/573	115/886
FUMBLES/BALL LOST	15/8	22/14
TOUCHDOWNS	27	45
Rushing	9	15
Passing	15	24
Returns	3	6

BY PERIODS	1	2	3	4	OT	PTS
Jaguars	60	59	46	84	0	249
Opponents	63	148	86	115	0	412

SCORING	TD	RU	PA	RT	PAT	FG	S	TP
Scobee	0	0	0	0	23/23	20/26	0	83
Hurns	6	0	6	0			0	36
D. Robinson	4	4	0	0			0	24
A. Robinson	2	0	2	0			0	14
Gerhart	2	2	0	0			0	12
Johnson	2	2	0	0			0	12
Lewis	2	0	2	0			0	12
Todman	2	1	1	0			0	12
Colvin	1	0	0	1			0	6
Gratz	1	0	0	1			0	6
Harbor	1	0	1	0			0	6
Jacobs	1	0	1	0			0	6
Lee	1	0	1	0			0	6
Shorts	1	0	1	0			0	6
Thomas	1	0	0	1			0	6
Jaguars	27	9	15	3	23/23	20/26	1	249
Opponents	45	15	24	6	45/45	31/35	2	412

RUSHING	NO	YDS	AVG	LG	TD
D. Robinson	135	582	4.3	41	4
Bortles	56	419	7.5	34	0
Gerhart	101	326	3.2	23	2
Todman	32	186	5.8	62t	1
Johnson	29	86	3.0	20	2
Henne	4	25	6.3	12	0
Lee	3	9	3.0	5	0
Jaguars	360	1633	4.5	62t	9
Opponents	499	2033	4.1	60t	15

RECEIVING	NO	YDS	AVG	LG	TD
Shorts	53	557	10.5	53	1
Hurns	51	677	13.3	63t	6
A. Robinson	48	548	11.4	54	2
Lee	37	422	11.4	37	1
Harbor	26	289	11.1	59	1
Todman	25	198	7.9	26	1
D. Robinson	23	124	5.4	19	0
Gerhart	20	186	9.3	26	0
Lewis	18	206	11.4	63t	2
Brown	7	88	12.6	17	0
Ta'ufou'ou	7	81	11.6	26	0
Jacobs	6	55	9.2	24	0
Jensen	2	16	8.0	14	1
Johnson	1	8	8.0	8	0
Johnson	1	-4	-4.0	-4	0
Jaguars	325	3451	10.6	63t	15
Opponents	355	4174	11.8	73t	24

INTERCEPTIONS	NO	YDS	AVG	LG	TD
Thomas	2	10	5.0	10	0
Gratz	1	55	55.0	55t	1
T. Smith	1	15	15.0	15	0
Ball	1	0	0.0	0	0
Martin	1	0	0.0	0	0
Jaguars	6	80	13.3	55t	1
Opponents	18	346	19.2	81t	4

PUNTING	NO	YDS	AVG	NET	TB	IN	LG	B
Anger	94	4464	47.5	39.6	10	25	69	2
Jaguars	94	4464	46.5	39.6	10	25	69	2
Opponents	75	3559	47.5	41.5	9	37	69	0

PUNT RET.	NO	FC	YDS	AVG	LG	TD
Sanders	32	10	227	7.1	23	0
Brown	5	5	37	7.4	13	0
Jaguars	37	15	264	7.1	23	0
Opponents	52	20	464	8.9	37	0

KICKOFF RET.	NO	YDS	AVG	LG	TD
Todman	38	972	25.6	40	0
Davis	2	22	11.0	15	0
Alualu	1	12	12.0	12	0
Brown	1	11	11.0	11	0
Sanders	1	16	16.0	16	0
Jaguars	43	1033	24.0	40	0
Opponents	22	516	23.5	50	0

2-POINT CONVERSIONS: Allen Robinson
Jaguars: 1-4, Opponents: 0-0

FGs	1-19	20-29	30-39	40-49	50+
Scobee	0/0	3/3	7/8	7/9	3/6
Jaguars	0/0	3/3	7/8	7/9	3/6
Opponents	0/0	11/11	8/8	9/11	3/5

Scobee: (49G, 50N, 36B), (36G), (41G), (43G, 35G, 36G), (55B), (30G), (48B, 30G, 40G), (25G), (0), (28G), (28G, 43G), (33G, 37G), (53G, 45G, 53G, 42N, 45G), (0), (53G, 51N)

Opponents: (51G, 28G), (36G, 42G), (48G, 43G, 25G), (33G, 34G, 23G, 37G), (24G), (25G, 21G, 42G), (40G, 22G), (43G, 29G), (31G), (54G, 48N), (46G, 20G, 32G), (43N, 33G), (44G, 44G), (22G, 54N, 54N, 33G), (50G, 23G), (0)

SACKS: S. Marks 8.5, C. Clemons 8, R. Davis 6.5, A. Branch 3, A. Jones 3, C. Smith 3, T. Alualu 2, G. Hayes 2, P. Postluszny 2, T. Smith 2, W. Blackmon 1, R. Bryant 1, W. Guy 1, Z. Hood 1, R. Miller 1
Jaguars 45.0, Opponents 71.0

TACKLES (Solo-Assists-Total): J. Cyprien (77, 34, 111), T. Smith (68, 31, 99), J. Evans (62, 28, 90), J. Thomas (47, 34, 81), P. Postluszny (47, 22, 69), D. Gratz (39, 16, 55), G. Hayes (34, 17, 51), D. McCray (40, 7, 47), S. Marks (34, 10, 44), A. Jones (23, 16, 39), C. Clemons (27, 9, 36), R. Miller (21, 10, 31), T. Alualu (13, 17, 30), W. Blackmon (21, 7, 28), A. Colvin (21, 4, 25), Z. Hood (17, 7, 24), R. Bryant (15, 8, 23), A. Ball (18, 4, 22), A. Branch (12, 6, 18), R. Davis (12, 3, 15), S. Martin (11, 3, 14), W. Guy (10, 4, 14), L. Reynolds (9, 4, 13), D. Watson (3, 5, 8), C. Smith (3, 2, 5), J. George (2, 1, 3), C. Proinski (2, 0, 2)

USUAL STARTING LINEUP

OFFENSE

- QB Blake Bortles (13)
- Chad Henne (3)
- RB Denard Robinson (8)
- Toby Gerhart (6)
- FB Will Ta'ufou'ou (4)
- WR Cecil Shorts III (12)
- WR Allen Robinson (7)
- Marqise Lee (6)
- TE Mercedes Lewis (8)
- Clay Harbor (6)
- LT Luke Joeckel (16)
- LG Zane Beadles (16)
- C Luke Bowanko (14)
- RG Brandon Linder (15)
- RT Austin Pasztor (8)
- Sam Young (6)

DEFENSE

- LDE Red Bryant (16)
- DT Roy Miller (14)
- DT Sen'Derrick Marks (16)
- LEO Chris Clemons (16)
- OLB Geno Hayes (11)
- MLB J.T. Thomas (9)
- Paul Postluszny (7)
- OLB Telvin Smith (4)
- Will Blackmon, CB (4)
- LCB Demetrius McCray (12)
- RCB Dwayne Gratz (9)
- Alan Ball (7)
- FS Josh Evans (12)
- SS Johnathan Cyprien (15)

PASSING	ATT	CMP	PCT	YDS	YDS/ATT	TD	INT	LG	SK/YDS	RTG
Bortles	475	280	58.9	2,908	6.12	11	17	63t	55/345	69.5
Henne	78	42	53.8	492	6.31	3	1	63t	16/105	80.7
Shorts	2	2	100.0	32	16.00	1	0	23t	0/0	158.3
Anger	1	1	100.0	19	19.00	0	0	19	0/0	118.8
D. Robinson	1	0	0.0	0	0.00	0	0	---	0/0	39.6
Jaguars	557	325	58.3	3,451	6.20	15	18	63t	71/450	72.0
Opponents	541	355	65.6	4,174	7.72	24	6	73t	45/275	99.1



2015 STATISTICS

HEAD COACH: GUS BRADLEY

RECORD: 5-11 (.313)

STANDINGS: 3RD, AFC SOUTH

DATE	OPPONENT	RESULT	ATT.
Sept. 13	Carolina	L, 9-20	60,733
Sept. 20	Miami	W, 23-20	65,443
Sept. 27	at New England	L, 17-51	66,829
Oct. 4	at Indianapolis	L, 13-16 (OT)	65,609
Oct. 11	at Tampa Bay	L, 31-38	58,490
Oct. 18	Houston	L, 20-31	58,085
Oct. 25	Buffalo*	W, 34-31	84,021
Nov. 8	at N.Y. Jets	L, 23-28	78,160
Nov. 15	at Baltimore	W, 22-20	70,837
Nov. 19	Tennessee	W, 19-13	60,121
Nov. 29	San Diego	L, 25-31	59,477
Dec. 6	at Tennessee	L, 39-42	57,355
Dec. 13	Indianapolis	W, 51-16	62,372
Dec. 20	Atlanta	L, 17-23	64,016
Dec. 27	at New Orleans	L, 27-38	73,064
Jan. 3	at Houston	L, 6-30	71,899

* Wembley Stadium in London, U.K.

	JAGUARS	OPP.
TOTAL FIRST DOWNS	313	362
Rushing	69	102
Passing	215	222
Penalty	29	38
3rd Down: Made/Att	72/205	105/227
3rd Down Pct.	35.1%	46.3%
4th Down: Made/Att	8/15	6/12
4th Down Pct.	53.3%	50.0%
POSSESSION AVG.	27:34	32:26
TOTAL NET YARDS	5581	6000
Avg. Per Game	348.8	375.0
Total Plays	1012	1102
Avg. Per Play	5.5	5.4

	JAGUARS	OPP.
NET YARDS RUSHING	1473	1709
Avg. Per Game	92.1	106.8
Total Rushes	354	464

	JAGUARS	OPP.
NET YARDS PASSING	4108	4291
Avg. Per Game	256.8	268.2
Sacked/Yards Lost	51/320	36/237
Gross Yards	4428	4528
Attempts/Completions	607/355	602/390
Completion Pct.	58.5%	64.8%
Had Intercepted	18	9

	JAGUARS	OPP.
PUNTS/AVERAGE	80/46.3	72/43.9
NET PUNTING AVG.	39.5	36.9
PENALTIES/YARDS	105/880	114/989

	JAGUARS	OPP.
FUMBLES/BALL LOST	25/10	16/9
TOUCHDOWNS	44	51
Rushing	5	15
Passing	35	29
Returns	4	7

	JAGUARS	OPP.				
BY PERIODS	1	2	3	4	OT	PTS
Jaguars	35	126	94	121	0	376
Opponents	83	163	69	130	3	448

	TD	RU	PA	RT	PAT	FG	S	TP
Myers	0	0	0	0	32/39	26/30	0	110
A. Robinson	14	0	14	0			0	84
Hurns	10	0	10	0			0	60
Thomas	5	0	5	0			0	30
Greene	3	0	2	1			0	18
Yeldon	3	2	1	0			0	18
Bortles	2	2	0	0			0	12
Harbor	1	0	1	0			0	8
T. Smith	1	0	0	1			0	6
Branch	1	0	0	1			0	6
D. Robinson	1	1	0	0			0	6
Clemons	1	0	0	1			0	6
Walters	1	0	1	0			0	6
Lee	1	0	1	0			0	6
Jaguars	44	5	35	4	32/39	26/30	0	376
Opponents	51	15	29	7	48/48	30/38	2	448

RUSHING	NO	YDS	AVG	LG	TD
Yeldon	182	740	4.1	45	2
Bortles	52	310	6.0	28	2
D. Robinson	67	266	4.0	31	1
Gray	14	54	3.9	23	0
Gerhart	20	44	2.2	6	0
Lee	5	38	7.6	12	0
Pierce	6	11	1.8	4	0
Washington	1	8	8.0	8	0
Grant	6	2	0.3	11	0
Alualu	1	0	0.0	0	0
Jaguars	354	1473	4.2	45	5
Opponents	464	1709	3.7	87t	15

RECEIVING	NO	YDS	AVG	LG	TD
A. Robinson	80	1400	17.5	90t	14
Hurns	64	1031	16.1	80t	10
Thomas	46	455	9.9	34	5
Yeldon	36	279	7.8	67	1
Walters	32	368	11.5	31	1
D. Robinson	21	164	7.8	16	0
Greene	19	93	4.9	18	2
Lewis	16	226	14.1	45	0
Lee	15	191	12.7	30	1
Harbor	14	149	10.6	26	1
Gerhart	3	23	7.7	8	0
Pierce	3	7	2.3	6	0
Alualu	2	19	9.5	16	0
Grant	2	13	6.5	8	0
Jacobs	1	6	6.0	6	0
Gray	1	4	4.0	4	0
Jaguars	355	4428	12.5	90t	35
Opponents	390	4528	11.6	71t	29

INTERCEPTIONS	NO	YDS	AVG	LG	TD
House	4	21	5.3	15	0
Posluszny	3	25	8.3	19	0
Cyprien	1	48	48.0	48	0
T. Smith	1	26	26.0	26t	1
Jaguars	9	120	13.3	48	1
Opponents	18	283	15.7	84	4

PUNTING	NO	YDS	AVG	NET	TB	IN	LG	B
Anger	80	3700	46.3	39.5	4	26	63	0
Jaguars	80	3700	46.3	39.5	4	26	63	0
Opponents	72	3158	43.9	36.9	7	23	63	1

PUNT RET.	NO	FC	YDS	AVG	LG	TD
Greene	18	8	301	16.7	73t	1
Walters	8	7	30	3.8	14	0
Marshall	5	1	30	6.0	20	0
Jaguars	31	16	361	11.6	73t	1
Opponents	45	22	462	10.3	58	0

KICKOFF RET.	NO	YDS	AVG	LG	TD
Marshall	13	346	26.6	36	0
Grant	8	220	27.5	42	0
Walters	4	80	20.0	28	0
D. Robinson	2	54	27.0	31	0
Banyard	2	21	10.5	13	0
Jones	2	0	0.0	0	0
Jaguars	31	721	23.3	42	0
Opponents	23	553	24.0	54	0

2-POINT CONVERSIONS: Harbor
Jaguars: 1-5, Opponents: 2-3

FGs	1-19	20-29	30-39	40-49	50+
J. Myers	0/0	9/10	8/8	6/8	3/4
Team	0/0	9/10	8/8	6/8	3/4
Opponents	0/0	7/8	8/8	12/14	3/8

Myers: (22), 44WR, (27, 58, 28), (40), (20, 32), 53WR, 48WL, (31), (45, 39, 35), (21, 45), 26B, (53), (31, 32, 20, 36), (22, 51, 27, 28), (46), (42), (43, 34)

Opponents: (43), 53WL, (47), 43B, (48, 41), 42WL, (46, 20, 46), (54, 32, 27), (35, 45, 47), (41), (31, 38, 26), 58WR, (47, 49), 53WL, (28), (25, 21, 32), (34, 33, 46), (37), 52WL, 28B, (29, 51), 50WL, (51)

SACKS: J. Odrick 5.5, A. Branch 4.0, A. Colvin 4.0, R. Miller 4.0, R. Davis 3.5, C. Clemons 3.0, T. Smith 2.5, T. Alualu 2.0, A. Jones 2.0, S. Brown 1.5, D. Skuta 1.5, P. Posluszny 1.0, M. Bennett 0.5, C. Smith 0.5, P. Thompson 0.5

Jaguars 36.0, Opponents 50.0

TACKLES (Solo-Assists-Total): Posluszny (103-30-133), T. Smith (99-29-128), Cyprien (77-30-107), Colvin (60-13-73), House (49-11-60), Evans (36-16-52), Miller (22-18-40), Skuta (31-6-37), Brown (29-7-36), Odrick (23-6-29), Gratz (21-6-27), Alualu (18-8-26), Branch (18-6-24), McCray (17-4-21), Pullard (13-6-19), Armbrister (11-7-18), Jones (8-9-17), Clemons (13-1-14), Sample (8-5-13), C. Smith (8-2-10), Bennett (7-3-10), Marshall (6-4-10), Thompson (6-2-8), Davis (5-2-7), Tripp (5-2-7), Marks (4-2-6)

USUAL STARTING LINEUP

	OFFENSE
QB	Blake Bortles (16)
RB	T.J. Yeldon (12)
	Denard Robinson (3)
WR	Allen Robinson (16)
WR	Allen Hurns (15)
TE	Julius Thomas (10)
TE	Mercedes Lewis (16)
LT	Luke Joeckel (14)
LG	Zane Beadles (16)
C	Stefen Wisniewski (16)
RG	A.J. Cann (13)
	Brandon Linder (3)
RT	Jermey Parnell (15)

	DEFENSE
LDE	Jared Odrick (16)
DT	Tyson Alualu (13)
DT	Roy Miller III (16)
LEO	Andre Branch (9)
	Chris Clemons (7)
WLB	Telvin Smith (14)
MLB	Paul Posluszny (14)
OTTO	Dan Skuta (8)
LCB	Davon House (15)
RCB	Aaron Colvin (15)
DB	Demetrius McCray (3)
FS	Josh Evans (11)
	Sergio Brown (4)
SS	Jonathan Cyprien (14)

PASSING	ATT	CMP	PCT	YDS	YDS/ATT	TD	INT	LG	SK/YDS	RTG
B.Bortles	606	355	58.6	4,428	7.3	35	18	90t	51/320	88.2
B.Walters	1	0	0.0	0	0.0	0	0	0	0/0	39.6
Team	607	355	58.5	4,428	7.3	35	18	90t	51/320	88.1
Opponents	602	390	64.8	4,528	7.5	29	9	71t	36/237	97.2



2016 STATISTICS

**HEAD COACH: GUS BRADLEY (14 GAMES),
DOUG MARRONE (2 GAMES)**

RECORD: 3-13 (.188)

STANDINGS: 4TH, AFC SOUTH

DATE	OPPONENT	RESULT	ATT.
Sept. 11	Green Bay	L, 23-27	63,179
Sept. 18	at San Diego	L, 14-28	52,165
Sept. 25	Baltimore	L, 17-19	60,127
Oct. 2	Indianapolis*	W, 30-27	83,764
Oct. 16	at Chicago	W, 17-16	61,054
Oct. 23	Oakland	L, 16-33	62,614
Oct. 27	at Tennessee	L, 22-36	61,619
Nov. 6	at Kansas City	L, 14-19	73,294
Nov. 13	Houston	L, 21-24	62,091
Nov. 20	at Detroit	L, 19-26	61,486
Nov. 27	at Buffalo	L, 21-28	67,486
Dec. 4	Denver	L, 10-20	63,075
Dec. 11	Minnesota	L, 16-25	62,701
Dec. 18	at Houston	L, 20-21	71,803
Dec. 24	Tennessee	W, 38-17	59,621
Jan. 1	at Indianapolis	L, 20-24	65,160

* Wembley Stadium in London, U.K.

	JAGUARS	OPP.
TOTAL FIRST DOWNS	321	305
Rushing	75	93
Passing	207	174
Penalty	39	38
3rd Down: Made/Att	78/221	83/224
3rd Down Pct.	35.3%	37.1%
4th Down: Made/Att	7/16	6/13
4th Down Pct.	43.8%	46.2%
POSSESSION AVG.	29:09	30:51
TOTAL NET YARDS	5,359	5,147
Avg. Per Game	334.9	321.7
Total Plays	1,052	1,030
Avg. Per Play	5.1	5.0
NET YARDS RUSHING	1,631	1,703
Avg. Per Game	101.9	106.4
Total Rushes	392	446
NET YARDS PASSING	3,728	3,444
Avg. Per Game	233.0	215.3
Sacked/Yards Lost	34/197	33/183
Gross Yards	3,925	3,627
Attempts/Completions	626/369	551/345
Completion Pct.	58.9%	62.6%
Had Intercepted	16	7
PUNTS/AVERAGE	77/46.6	82/46.0
NET PUNTING AVG.	77/39.5	82/42.6
PENALTIES/YARDS	129/1178	101/948
FUMBLES/BALL LOST	23/13	18/6
TOUCHDOWNS	34	41
Rushing	8	17
Passing	24	20
Returns	2	4

BY PERIODS	1	2	3	4	OT	PTS
Jaguars	51	90	64	113	-	318
Opponents	57	134	99	110	-	400

SCORING	TD	RU	PA	RT	PAT	FG	S	TP
Myers	0	0	0	0	29/32	27/34	0	110
A. Robinson	6	0	6	0			0	38
Bortles	4	3	1	0			0	26
Lee	4	0	3	1			0	24
Thomas	4	0	4	0			0	24
Hurns	3	0	3	0			0	18
Ivory	3	3	0	0			0	18
Grant	2	1	1	0			0	12
Walters	2	0	2	0			0	12
Yeldon	2	1	1	0			0	12
Benn	1	0	1	0			0	6
Koyack	1	0	1	0			0	6
Lewis	1	0	1	0			0	6
Ramsey	1	0	0	1			0	6
Jaguars	34	8	24	2	29/32	27/34	0	318
Opponents	41	17	20	4	36/40	38/41	1	400

RUSHING	NO	YDS	AVG	LG	TD
Yeldon	130	465	3.6	16	1
Ivory	117	439	3.8	42	3
Bortles	58	359	6.2	27	3
Grant	32	164	5.1	57t	1
D. Robinson	41	144	3.5	9	0
Lee	6	35	5.8	11	0
Hill	2	11	5.5	7	0
Banyard	2	7	3.5	7	0
Richardson	2	7	3.5	6	0
Wynn	2	5	2.5	7	0
Walters	1	4	4.0	4	0
Henne	1	-2	-2.0	-2	0
Jaguars	392	1,631	4.2	57t	8
Opponents	446	1,703	3.8	75t	17

RECEIVING	NO	YDS	AVG	LG	TD
A. Robinson	73	883	12.1	42	6
Lee	63	851	13.5	51	3
Yeldon	50	312	6.2	17	1
Hurns	35	477	13.6	42t	3
Thomas	30	281	9.4	24	4
Walters	24	231	9.6	23	2
Ivory	20	186	9.3	37	0
Lewis	20	169	8.5	37	1
Koyack	19	161	8.5	17	1
Sterling	12	110	9.2	17	0
Benn	5	116	23.2	51t	1
Greene	5	32	6.4	9	0
Grant	4	35	8.8	15t	1
D. Robinson	3	22	7.3	11	0
Ellis	3	11	3.7	6	0
Bortles	1	20	20.0	20t	1
Wynn	1	19	19.0	19	0
Washington	1	9	9.9	9	0
Jaguars	369	3,925	10.6	51t	24
Opponents	345	3,627	10.5	64t	20

INTERCEPTIONS	NO	YDS	AVG	LG	TD
Ramsey	2	65	32.5	35	1
T. Smith	2	0	0.0	0	0
Gipson	1	30	30.0	30	0
Ngakoue	1	9	0.0	9	0
Postuszny	1	0	0.0	0	0
Jaguars	7	104	14.9	35	1
Opponents	16	308	19.3	51t	3

PUNTING	NO	YDS	AVG	NET	TB	IN	LG	B
Nortman	77	3,589	46.6	39.5	8	27	78	0
Jaguars	77	3,589	46.6	39.5	8	27	78	0
Opponents	82	3,774	46.0	42.6	3	33	61	1

PUNT RET.	NO	FC	YDS	AVG	LG	TD
Greene	21	5	131	6.2	42	0
Walters	17	16	86	5.1	14	0
Lee	2	3	3	1.5	3	0
Jaguars	40	24	220	5.5	42	0
Opponents	31	19	389	12.5	57	1

KICKOFF RET.	NO	YDS	AVG	LG	TD
Lee	18	545	30.3	100t	1
Grant	13	268	20.6	32	0
Benn	2	16	8.0	16	0
Walters	2	39	19.5	23	0
D. Robinson	1	13	13.0	13	0
C. Smith	1	0	0.0	0	0
Jaguars	37	881	23.8	100t	1
Opponents	13	273	21.0	53	0

2-POINT CONVERSIONS: Jaguars 2-2, Opponents 1-1

FGs	1-19	20-29	30-39	40-49	50+
Myers	0/0	7/7	3/4	10/11	7/12
Jaguars	0/0	7/7	3/4	10/11	7/12
Opponents	0/0	10/10	10/10	13/15	5/6

Myers: (26G,39G,50G) (54N) (49G,52B) (22G,46G,49G) (30G) (23G,37G,44G) () (54N) (54G, 44G) (27G, 52G) () (47G) (45G,55G,24G,41N,61B) (26G,50G) (29G,48G,56G,50G) (47G,30N,54N,41G)

Opponents: (25G, 20G) (25G) (43G,42G,37G,53G) (53G,49G) (36G,24G,36G) (49N,50N,51N) (27G,43G) () (32G,41G) (43G,32G,40G,46G) (39G,45G,43G, 27G) (42G) (48N,45G)

SACKS: Ngakoue 8.0, Jackson 6.5, Fowler Jr. 4.0, Marks 3.5, Alualu 2.5, Postuszny 1.5, Colvin 1.0, Cyprien 1.0, Day 1.0, Odrick 1.0, C. Smith 1.0, T. Smith 1.0, Jack 0.5, Johnson 0.5

Jaguars 33.0, Opponents 34.0

TACKLES (Solo-Assists-Total): Postuszny (97-36-133), Cyprien (96-30-126), T. Smith (98-20-118), Ramsey (55-10-65), Amukamara (46-3-49), Gipson (34-7-41), Alualu (28-8-36), Jackson (28-5-33), Jones (26-6-32), Fowler (23-9-32), Ngakoue (20-3-23), Marks (18-4-22), Colvin (18-4-22), Jack (16-6-22), Skuta (15-3-18), House (13-3-16), Odrick (9-3-12), Miller (10-0-10), Johnson (5-4-9), Day (6-2-8), Gratz (5-0-5), Thompson (3-2-5), Pullard (3-2-5), C. Smith (4-0-4), Ash (1-3-4), Wilson (2-0-2)

USUAL STARTING LINEUP

OFFENSE

QB	Blake Bortles (16)
RB	Yeldon (13)
WR	Allen Robinson (16)
WR	Allen Hurns (11)
	Marques Lee (6)
TE	Marcedes Lewis (10)
	Ben Koyack (7)
	Julius Thomas (6)
LT	Kelvin Beachum (15)
LG	Patrick Omameh (7)
C	Brandon Linder (14)
RG	A.J. Cann (16)
RT	Jermey Parnell (16)

DEFENSE

DT	Abry Jones (9)
	Roy Miller III (6)
DT	Malik Jackson (16)
DE	Tyson Alualu (10)
	Jared Odrick (6)
LEO	Yannick Ngakoue (15)
WLB	Telvin Smith (16)
MLB	Paul Postuszny (16)
OTTO	Myles Jack (10)
LCB	Prince Amukamara (12)
RCB	Jalen Ramsey (16)
FS	Tashaun Gipson (16)
SS	Jonathan Cyprien (16)

PASSING	ATT	CMP	PCT	YDS	YDS/ATT	TD	INT	LG	SK/YDS	RTG
Bortles	625	368	58.9	3,905	6.25	23	16	51t	34/197	78.8
Lee	1	1	100.0	20	20.0	1	0	20t	0/0	158.3
Jaguars	626	369	58.9	3,925	6.27	24	16	51t	34/197	79.5
Opponents	551	345	62.6	3,627	6.58	20	7	64t	33/183	88.5



2017 STATISTICS

HEAD COACH: DOUG MARRONE

RECORD: 10-6 (.625)

STANDINGS: 1st, AFC SOUTH

DATE	OPPONENT	RESULT	ATT.
Sept. 10	at Houston	W, 29-7	71,710
Sept. 17	Tennessee	L, 16-37	61,709
Sept. 24	Baltimore*	W, 44-7	84,592
Oct. 1	at New York Jets	L, 20-23 (OT)	77,562
Oct. 8	at Pittsburgh	W, 30-9	66,237
Oct. 15	L.A. Rams	L, 17-27	56,232
Oct. 22	at Indianapolis	W, 27-0	63,104
Nov. 5	Cincinnati	W, 23-7	60,720
Nov. 12	L.A. Chargers	W, 20-17 (OT)	60,835
Nov. 19	at Cleveland	W, 19-7	57,003
Nov. 26	at Arizona	L, 24-27	63,891
Dec. 3	Indianapolis	W, 30-10	61,207
Dec. 10	Seattle	W, 30-24	64,431
Dec. 17	Houston	W, 45-7	64,701
Dec. 24	at San Francisco	L, 33-44	70,133
Dec. 31	at Tennessee	L, 10-15	65,501
Jan. 7	Buffalo	W, 10-7	69,442
Jan. 14	at Pittsburgh	W, 45-42	64,524
Jan. 21	at New England	L, 20-24	65,878

* Wembley Stadium in London, U.K.

TOTAL FIRST DOWNS		332	257
Rushing	101	91	
Passing	193	143	
Penalty	38	23	
3rd Down: Made/Att	85/227	74/220	
3rd Down Pct.	37.4%	33.6%	
4th Down: Made/Att	10/13	6/13	
4th Down Pct.	76.9%	46.2%	
Possession Avg.	31:47	28:13	
Total Net Yards	5855	4578	
Avg. Per Game	365.9	286.1	
Total Plays	1078	993	
Avg. Per Play	5.4	4.6	
NET YARDS RUSHING	2262	1860	
Avg. Per Game	141.4	116.3	
Total Rushes	527	429	
NET YARDS PASSING	3593	2718	
Avg. Per Game	224.6	169.9	
Sacked/Yards Lost	24/123	55/356	
Gross Yards	3716	3074	
Attempts/Completions	527/316	509/289	
Completion Pct.	60.0%	56.8%	
Had Intercepted	13	21	
PUNTS/AVERAGE	88/43.6	100/45.6	
NET PUNTING AVG.	38.9	40.7	
PENALTIES/YARDS	112/936	112/1,050	
FUMBLES/BALL LOST	24/10	25/12	
TOUCHDOWNS	47	29	
Rushing	18	9	
Passing	21	17	
Returns	8	3	

BY PERIODS	1	2	3	4	OT	PTS
Team	84	113	104	113	3	417
Opponents	43	68	81	73	3	268

SCORING	TD	RU	PA	RT	PAT	FG	S	TP
Lambo	0	0	0	0	22/24	19/20	0	79
Fournette	10	9	1	0			0	60
Myers	0	0	0	0	15/17	11/15	0	48
Lewis	5	0	5	0			1	32
Lee	3	0	3	0			1	20
Bohanon	3	2	1	0			0	18
Mickens	3	0	2	1			0	18
Cole	3	0	3	0			0	18
Hurns	2	0	2	0			0	12
Smith	2	0	0	2			0	12
Bortles	2	2	0	0			0	12
Ivory	2	1	1	0			0	12
Grant	2	2	0	0			0	12
Yeldon	2	2	0	0			0	12
Team	47	18	21	8	37/41	30/35	3	417
Opponents	29	9	17	3	26/28	22/24	1	268

RUSHING	NO	YDS	AVG	LG	TD
Fournette	268	1040	3.9	90t	9
Ivory	112	382	3.4	34	1
Bortles	57	322	5.6	28	2
Yeldon	49	253	5.2	58t	2
Grant	30	248	8.3	58	2
Lee	1	17	17.0	17	0
Bohanon	5	5	1.0	3	2
Henne	5	-5	-1.0	-1	0
Jaguars	527	2262	4.3	90t	18
Opponents	429	1860	4.3	75t	9

RECEIVING	NO	YDS	AVG	LG	TD
Lee	56	702	12.5	45	3
Cole	42	748	17.8	75t	3
Hurns	39	484	12.4	50	2
Fournette	36	302	8.4	28	1
Yeldon	30	224	7.5	20	0
Westbrook	27	339	12.6	29	1
Lewis	24	318	13.3	37	5
Ivory	21	175	8.3	29	1
O'Shaughnessy	14	149	10.6	29	1
Mickens	6	77	12.8	41	2
Bohanon	6	43	7.2	14	1
Koyack	5	38	7.6	21	0
Grant	3	41	13.7	28	0
Strong	3	38	12.7	19	1
Robinson	1	17	17.0	17	0
Benn	1	12	12.0	12	0
Pinkard	1	5	5.0	5	0
McCaffrey	1	4	4.0	4	0
Jaguars	316	3716	11.8	75t	21
Opponents	289	3074	10.6	74t	17

INTERCEPTIONS	NO	YDS	AVG	LG	TD
Bouye	6	70	11.7	51	0
Gipson	4	83	20.8	67	0
Church	4	51	12.8	51t	1
Ramsey	4	34	8.5	18	0
Smith	3	56	18.7	28t	1
Jaguars	21	294	14.0	67	2
Opponents	13	181	13.9	50t	1

PUNTING	NO	YDS	AVG	NET	TB	IN	LG	B
Nortman	87	3835	44.1	38.9	9	29	65	1
Jaguars	87	3835	43.6	38.9	9	29	65	1
Opponents	100	4555	45.6	40.7	8	38	70	0

PUNT RET.	NO	FC	YDS	AVG	LG	TD
Mickens	27	19	287	10.6	72	1
Lee	5	6	13	2.6	7	0
Westbrook	1	0	19	19.0	19	0
McCaffrey	1	4	0	0.0	0	0
Grant	0	0	6	0	6	0
Cole	0	1	0	0	0	0
Jaguars	34	30	325	9.6	72	1
Opponents	30	25	228	7.6	46	0

KICKOFF RET.	NO	YDS	AVG	LG	TD
Grant	19	473	24.9	68	0
Cole	2	26	13.0	14	0
Mickens	2	20	10.0	20	0
Myrick	1	18	18.0	18	0
Bohanon	1	14	14.0	14	0
Jaguars	25	551	22.0	68	0
Opponents	40	817	20.4	103t	1

2-POINT CONVERSIONS: Jaguars 3-6, Opponents 1-1

FGs	1-19	20-29	30-39	40-49	50+
Lambo	0/0	2/2	11/11	4/5	2/2
Myers	0/0	4/4	2/3	5/5	0/3
Team	0/0	6/6	13/14	9/10	2/5
Opponents	0/0	9/9	4/5	6/7	3/3

Myers: (42G, 25G, 39N, 38G) (43G) (23G, 45G, 29G) (30G, 52N, 22G) (30G) (47G) (54N, 41G, 54N)

Lambo: (42G, 33G), (32G, 56G, 25G), (34G, 30G), (38G, 41N, 39G), (43G), (30G, 23G, 39G), (38G, 51G, 32G), (38G), (45G), (41G)

Opponents: (), (40G, 41G, 26G), (), (45G, 45N, 26G, 41G), (29G, 34G, 20G), (56G, 29G), (), (), (50G), (), (34G, 42G, 48G, 57G), (27G), (38N, 28G), (), (27G), (25G, 39G, 38G)

SACKS: Campbell 14.5, Ngakou 12.0, Jackson 8.0, Fowler 8.0, Jack 2.0, Church 1.5, Ankou 1.5, McCray 1.5, Posluszny 1.5, Jones 1.0, Day 1.0, Dareus 1.0, Smith 1.0, Brown 0.5

Jaguars 55.0, Opponents 24.0

TACKLES (Solo-Assists-Total): Smith (76-26-102), Jack (66-24-90), Church (56-16-72), Campbell (47-20-67), Gipson (53-11-64), Ramsey (52-11-63), Posluszny (42-18-60), Bouye (53-3-56), Colvin (37-7-44), Jackson (30-9-39), Jones (24-7-31), Ngakou (24-6-30), Dareus (19-2-21), Fowler (18-3-21), Smoot (11-4-15), Ankou (8-7-15), Brown (7-3-10)

USUAL STARTING LINEUP

OFFENSE

- QB Blake Bortles (16)
- FB Tommy Bohanon (9)
- RB Leonard Fournette (13)
- WR Marqise Lee (14)
- WR Allen Hurns (8)
- WR Keelan Cole (6)
- TE Dede Westbrook (5)
- TE Mercedes Lewis (16)
- LT Cam Robinson (15)
- LG Patrick Omameh (13)
- C Brandon Linder (12)
- RG A.J. Cann (15)
- RT Jerme' Parnell (13)

DEFENSE

- DE Yannick Ngakou (16)
- DT Abry Jones (15)
- DT Malik Jackson (16)
- DE Calais Campbell (16)
- WLB Telvin Smith (16)
- MLB Paul Posluszny (11)
- SLB Myles Jack (16)
- LCB Jalen Ramsey (16)
- FS Tashaun Gipson (16)
- SS Barry Church (16)
- RCB A.J. Bouye (16)

PASSING	ATT	CMP	PCT	YDS	YDS/ATT	TD	INT	LG	SK/YDS	RTG
Bortles	523	315	60.2	3687	7.05	21	13	75t	24/123	84.7
Henne	2	0	0.0	0	0.00	0	0	--	0/0	39.6
Nortman	1	1	100.0	29	29.00	0	0	29	0/0	118.8
Jaguars	527	316	60.0	3716	7.05	21	13	75t	24/123	84.4
Opponents	509	289	56.8	3074	6.04	17	21	74t	55/356	68.5



2019 STATISTICS

HEAD COACH: DOUG MARRONE

RECORD: 6-10 (.375)

STANDINGS: 4TH, AFC SOUTH

DATE	OPPONENT	RESULT	ATT.	RUSHING	NO	YDS	AVG	LG	TD
Sept. 8	Kansas City	L, 40-26	60,157	Fournette	265	1,152	3.3	19	5
Sept. 15	at Houston	L, 13-12	71,651	Minshe	67	344	4.0	21	1
Sept. 19	Tennessee	W, 20-7	58,613	Armstead	35	108	6.3	41	1
Sept. 29	at Denver	W, 26-24	76,219	Ozigbo	9	27	3.3	19	0
Oct. 6	at Carolina	L, 34-27	72,762	Westbrook	5	27	6.5	21	0
Oct. 13	New Orleans	L, 13-6	64,341	Foles	4	23	10.9	43	0
Oct. 20	at Cincinnati	W, 27-17	42,784	Chark Jr.	2	20	3.1	8	0
Oct. 27	New York Jets	W, 29-15	57,833	Cole	1	6	4.5	15	0
Nov. 3	Houston*	L, 26-3	84,771	Lee	1	1	2.5	5	0
Nov. 17	at Indianapolis	L, 33-13	61,986	Jaguars	389	1708	4.4	81	3
Nov. 24	at Tennessee	L, 42-20	60,926	Opponents	435	1870	4.3	84t	23
Dec. 1	Tampa Bay	L, 28-11	62,633	RECEIVING	NO	YDS	AVG	LG	TD
Dec. 8	LAC	L, 45-10	57,866	Fournette	76	522	6.9	27	0
Dec. 15	at Oakland	W, 20-16	52,788	Chark Jr.	73	1,008	13.8	69	8
Dec. 22	at Atlanta	L, 24-12	70,873	Westbrook	66	660	10.0	39	3
Dec. 29	Indianapolis	W, 38-20	58,472	Conley	47	775	16.5	70t	5

* Wembley Stadium in London, U.K.

	JAGUARS	OPP.
TOTAL FIRST DOWNS	298	340
Rushing	85	114
Passing	183	193
Penalty	30	33
3rd Down: Made/Att	76/220	79/190
3rd Down Pct.	34.5%	41.6%
4th Down: Made/Att	12/25	5/11
4th Down Pct.	48.0%	45.5%
POSSESSION AVG.	30:29	29:31
TOTAL NET YARDS	5468	6007
Avg. Per Game	341.8	375.4
Total Plays	1020	999
Avg. Per Play	5.4	6.0
NET YARDS RUSHING	1708	2229
Avg. Per Game	106.8	139.3
Total Rushes	389	435
NET YARDS PASSING	3760	3778
Avg. Per Game	235.0	236.1
Sacked/Yards Lost	42/263	47/310
Gross Yards	4023	4088
Attempts/Completions	589/364	517/327
Completion Pct.	61.8%	63.2%
Had Intercepted	8	10
PUNTS/AVERAGE	75/46.8	69/45.5
NET PUNTING AVG.	44.5	42.1
PENALTIES/YARDS	132/1165	102/883
FUMBLES/BALL LOST	21/12	21/9
TOUCHDOWNS	29	47
Rushing	3	23
Passing	24	22
Returns	2	2

BY PERIODS	1	2	3	4	OT	PTS
Jaguars	60	59	65	116	0	300
Opponents	117	95	86	99	0	397

SCORING	TD	RU	PA	RT	PAT	FG	2PT	TP
Lambo	0	0	0	0	19/20	33/34	0	118
Chark	8	0	8	0	0/0	0/0	1	50
Conley	5	0	5	0	0/0	0/0	1	32
Westbrook	3	0	3	0	0/0	0/0	2	22
Fournette	3	3	0	0	0/0	0/0	0	18
Cole	3	0	3	0	0/0	0/0	0	18
Armstead	2	0	2	0	0/0	0/0	0	12
O'Shaughnessy	2	0	2	0	0/0	0/0	0	12
Campbell	1	0	0	1	0/0	0/0	0	6
O'Leary	1	0	1	0	0/0	0/0	0	6
Ngakoue	1	0	0	1	0/0	0/0	0	6
Jaguars	29	3	24	2	19/20	33/34	4	300
Opponents	47	23	22	2	43/45	22/27	2	397

RECEIVING	NO	YDS	AVG	LG	TD
Fournette	76	522	6.9	27	0
Chark Jr.	73	1,008	13.8	69	8
Westbrook	66	660	10.0	39	3
Conley	47	775	16.5	70t	5
Cole	24	361	15.0	55	3
O'Shaughnessy	14	153	10.9	35	2
Armstead	14	144	10.3	31	2
Swaim	13	65	5.0	9	0
DeValve	12	140	11.7	20	0
O'Leary	9	72	8.0	15	1
Ozigbo	3	23	7.3	12	0
Lee	3	18	6.0	8	0
Oliver	3	15	5.0	6	0
Board	2	31	15.5	23	0
Walker	2	15	7.5	9	0
Koyack	1	9	9.0	9	0
Davis	1	7	7.0	7	0
Jones	1	5	5.0	5	0
Jaguars	364	4023	11.1	70t	24
Opponents	327	4088	12.5	84t	22

INTERCEPTIONS	NO	YDS	AVG	LG	TD
Herndon	3	0	0.0	0	0
Harrison	2	66	33.0	35	0
Wilson	2	4	2.0	4	0
Bouye	1	25	25.0	25	0
Ngakoue	1	23	23.0	23t	1
Jack	1	14	14.0	14	0
Jaguars	10	132	13.2	35	1
Opponents	8	52	6.5	37	0

PUNTING	NO	YDS	AVG	NET	TB	IN	LG	B
Cooke	75	3507	46.8	44.5	2	25	66	0
Jaguars	75	3507	46.8	44.5	2	25	66	0
Opponents	69	3141	45.5	42.1	4	33	63	0

PUNT RET.	NO	FC	YDS	AVG	LG	TD
Westbrook	23	18	132	5.7	43	0
Ervin	5	0	9	1.8	6	0
Walker	3	0	13	4.3	7	0
Jaguars	31	18	154	5.0	43	0
Opponents	24	26	127	5.3	21	0

KICKOFF RET.	NO	YDS	AVG	LG	TD
Walker	18	411	22.8	35	0
Ervin	5	107	21.4	25	0
Cole	3	110	36.7	59	0
Westbrook	3	37	12.3	16	0
Jaguars	26	628	24.2	59	0
Opponents	32	690	21.6	61	0

FGs	1-19	20-29	30-39	40-49	50+
Lambo	0/0	12/12	9/9	8/9	4/5
Team	0/0	12/12	9/9	8/9	4/5
Opponents	0/0	8/8	8/8	4/7	2/4

Lambo: (37G, 23G), (40G, 32G), (40G, 48G), (25G, 40G, 34G, 33G), (35G, 38G), (22G, 32G), (21G, 29G, 37G, 26G), (29G, 43G, 24G), (30G), (46N), (49G, 50G), (53G), (26G), (28G, 43G), (40G, 27G), (20G, 53G, 56G)

Opponents: (28G, 25G, 46G, 35G), (39G, 22G), (1), (33G), (56N, 46N), (47G, 21G), (38G), (1), (52G, 58N, 42G), (34N), (1), (25G, 37G), (40G), (33G, 34G, 27G, 45N), (42N, 23G), (20G, 50G)

SACKS: J. Allen 10.5, Y. Ngakoue 8.0, C. Campbell 6.5, D. Smoot 6.0, A. Jones 2.0, D. Hayden 2.0, L. Jacobs 2.0, T. Bryan 2.0, R. Harrison 2.0, A. Wingard 1.0, N. Goode 1.0, D. Payne 1.0, A. Calitro 1.0, M. Jack 0.5, M. Dareus 0.5

Jaguars 46.0, Opponents 42.0

TACKLES (Solo-Assists-Total): J. Wilson (52-21-73), R. Harrison (43-27-70), M. Jack (42-24-66), A. Bouye (50-15-65), D. Payne (35-25-60), C. Campbell (37-19-56), T. Herndon (41-13-54), Q. Williams (30-18-48), J. Allen (31-13-44), Y. Ngakoue (36-5-41), D. Hayden (32-9-41), A. Calitro (28-10-38), L. Jacobs (26-10-36), T. Bryan (18-15-33), A. Jones (15-16-31), N. Goode (20-4-24), A. Wingard (14-5-19), D. Smoot (12-5-17), J. Ramsey (13-4-17), M. Dareus (8-5-13), A. Spence (8-3-11), B. Borders (6-1-7), C. Davis (2-3-5), D. Alexander (3-2-5), L. McCray (3-1-4), D. Russell (3-1-4), P. Nickerson (2-1-3), M. Gilchrist (2-0-2), C. Davis (1-0-1), B. Watson (1-0-1)

USUAL STARTING LINEUP

OFFENSE	
QB	Gardner Minshe (12)
RB	Leonard Fournette (15)
WR	DJ Chark Jr. (14)
WR	Chris Conley (14)
TE	Seth DeValve (6)
WR	Dede Westbrook (11)
LT	Cam Robinson (14)
LG	Andrew Norwell (16)
C	Brandon Linder (16)
RG	A.J. Cann (16)
RT	Jawaan Taylor (16)

DEFENSE	
DE	Yannick Ngakoue (15)
NT	Abry Jones (15)
DT	Taven Bryan (8)
DE	Calais Campbell (16)
WLB	Quincy Williams (8)
MLB	Myles Jack (11)
CB	D.J. Hayden (8)
LCB	Tre Herndon (14)
RCB	A.J. Bouye (14)
FS	Jarrod Wilson (16)
SS	Ronnie Harrison (14)

PASSING	ATT	CMP	PCT	YDS	YDS/ATT	TD	INT	LG	SK/YDS	RTG
G. Minshe	470	285	3271	60.6%	7.0	21	6	70t	33/ 184	91.2
N. Foles	117	77	736	65.8%	6.3	3	2	39	8/ 60	84.6
L. Cooke	2	2	16	100.0%	8.0	0	0	9	1/ 19	100.0
Jaguars	589	364	4023	61.8%	6.8	24	8	70t	42/ 263	90.0
Opponents	517	327	4088	63.2%	7.9	22	10	84t	47/ 310	93.8



2020 STATISTICS

HEAD COACH: DOUG MARRONE

RECORD: 1-15 (.063)

STANDINGS: 4TH, AFC SOUTH

DATE	OPPONENT	RESULT	ATT.
Sept. 13	Indianapolis	W, 27-20	14,100
Sept. 20	at Tennessee	L, 30-33	0
Sept. 24	Miami	L, 13-31	16,563
Oct. 4	at Cincinnati	L, 25-33	6,243
Oct. 6	at Houston	L, 14-30	12,413
Oct. 18	Detroit	L, 16-34	14,513
Oct. 25	at Los Angeles	L, 39-29	0
Nov. 8	Houston	L, 25-27	15,668
Nov. 15	at Green Bay	L, 20-24	0
Nov. 22	Pittsburgh	L, 3-27	17,244
Nov. 29	Cleveland	L, 25-27	15,926
Dec. 6	at Minnesota	L, 24-27	0
Dec. 8	Tennessee	L, 10-31	15,896
Dec. 15	at Baltimore	L, 14-40	0
Dec. 22	Chicago	L, 17-41	17,445
Dec. 29	at Indianapolis	L, 14-28	9,976

RUSHING	NO	YDS	AVG	LG	TD
Robinson	240	1070	4.5	47	7
Minshew	29	153	5.3	16	1
Ogunbowale	32	145	4.5	25	0
Shenault	18	91	5.1	17	0
Thompson	7	20	2.9	5	0
Glennon	6	17	2.8	4	0
Luton	1	13	13.0	13t	1
Reynolds	1	4	4.0	4	0
Godwin	1	3	3.0	3	0
Cole	1	2	2.0	2	0
Ozigbo	1	1	1.0	1	0
Jaguars	337	1519	4.5	47	9
Opponents	517	2452	4.7	56	23

FGs	1-19	20-29	30-39	40-49	50+
Rosas	0/0	3/3	2/2	0/1	3/5
McLaughlin	0/0	1/1	1/1	1/1	1/2
Lambo	0/0	0/0	2/2	1/1	2/2
Brown	0/0	0/0	1/2	0/0	0/0
Hauschka	0/0	0/1	0/0	0/1	0/0
Team	0/0	4/5	6/7	2/4	6/9
Opponents	0/0	6/6	11/12	11/14	3/7

Lambo: (50G, 46G), (35G), (40G, 48G), (59G, 30G)

Rosas: (50G, 32G, 30G, 20G, 48N), (54G, 24G, 54N), (53G, 53N), (26G)

Hauschka: (49N, 24N)

Brown: (31G, 32N)

McLaughlin: (52G, 31G), (41G), (22G, 62N)

Opponents: (38G, 25G, 30N), (51G, 49G),(30G), (46G, 40G, 35G, 30G), (46G, 36G, 33G), (41G, 31G, 57N), (35G, 35G, 48N), (54G, 30G), (39G), (47G, 44G, 45N), (24G, 45G), (48G, 23G, 51N), (53G), (46G, 57N), (20G, 40G), (24G, 22G, 56N, 49N)

SACKS: D. Smoot 5.5, J. Schoebert 2.5, J. Allen 2.5, D. Hamilton 1.0, D. Ekuale 1.0, T. Herndon, 1.0, K. Chaisson 1.0, J. Giles-Harris 1.0, M. Jack 1.0, A. Lynch 1.0, T. Bryan 0.5

Jaguars 18.0, Opponents 43.0

TACKLES (Solo-Assists-Total): J. Schoebert (84-57-141), M. Jack (72-46-118), J. Jones (59-24-83), T. Herndon (64-12-76), J. Wilson (45-24-69), A. Wingard (30-12-42), C. Claybrooks (32-6-38), A. Gotsis (18-19-37), C. Henderson (27-9-36), D. Costin (12-20-32), D. Hamilton (14-16-30), D. Smoot (21-4-25), S. Jones (20-5-25), G. Mabin (20-1-21), K. Chaisson (12-7-19), B. Rusnak (12-7-19), D. Hayden (15-3-18), T. Bryan (10-8-18), J. Giles-Harris (8-10-18), D. Thomas (13-2-15)

TOTAL FIRST DOWNS	JAGUARS	OPP.
Rushing	80	140
Passing	205	210
Penalty	25	44
3rd Down: Made/Att	84/207	86/198
3rd Down Pct.	40.6%	43.4%
4th Down: Made/Att	7/26	12/18
4th Down Pct.	26.9%	66.7%

POSSESSION AVG.	JAGUARS	OPP.
TOTAL NET YARDS	5218	6683
Avg. Per Game	326.1	417.7
Total Plays	997	1068
Avg. Per Play	5.2	6.3
NET YARDS RUSHING	1519	2452
Avg. Per Game	94.9	153.3
Total Rushes	337	517

NET YARDS PASSING	JAGUARS	OPP.
Avg. Per Game	231.2	264.4
Sacked/Yards Lost	44/256	18/91
Gross Yards	3955	4322
Attempts/Completions	616/387	533/370
Completion Pct.	62.8%	69.4%
Had Intercepted	16	12
PUNTS/AVERAGE	65/46.9	49/42.7
NET PUNTING AVG.	42.4	35.6
PENALTIES/YARDS	107/1071	78/710
FUMBLES/BALL LOST	16/19	17/5
TOUCHDOWNS	37	57
Rushing	9	23
Passing	25	34
Returns	3	0

BY PERIODS	1	2	3	4	OT	PTS
Jaguars	45	94	76	91	0	306
Opponents	104	164	125	96	3	492

SCORING	TD	RU	PA	RT	PAT	FG	2PT	TP
Robinson	10	7	3	0	0/0	0/0	1	62
Cole	6	0	5	1	0/0	0/0	0	36
Rosas	0	0	0	0	9/9	8/11	0	33
Chark	5	0	5	0	0/0	0/0	0	30
Shenault	5	0	5	0	0/0	0/0	0	30
Lambo	0	0	0	0	8/10	5/5	0	23
McLaughlin	2	0	0	0	3/4	4/5	0	15
Johnson	2	0	2	0	0/0	0/0	1	14
Eifert	2	0	2	0	0/0	0/0	0	12
Conley	2	0	2	0	0/0	0/0	0	12
Thompson	1	0	1	0	0/0	0/0	0	6
Jaguars	37	9	25	3	24/28	18/25	3	306
Opponents	57	23	34	0	51/55	31/39	1	492

RECEIVING	NO	YDS	AVG	LG	TD
Shenault Jr.	58	600	10.3	36	5
Cole	55	642	11.7	51	5
Chark	53	706	13.3	73t	5
Robinson	49	344	7.0	28	3
Conley	40	471	11.8	51	2
Eifert	36	349	9.7	28	2
O'Shaughnessy	28	262	9.4	26	0
Thompson	20	146	7.3	15	1
Johnson	18	272	15.1	46t	2
Ogunbowale	10	54	5.4	12	0
Ozigbo	9	42	4.7	12	0
Godwin	3	32	10.7	21	0
Saubert	3	16	5.3	9	0
Ellefsen	1	10	10.0	10	0
Westbrook	1	4	4.0	4	0
Reynolds	1	3	3.0	3	0
Miller	1	2	2.0	2	0
Minshew II	1	0	0	0	0
Jaguars	387	3955	10.2	73t	25
Opponents	370	4322	11.7	78t	34

INTERCEPTIONS	NO	YDS	AVG	LG	TD
Schoebert	3	45	15.0	43t	1
Wingard	2	31	15.5	19	0
S. Jones	2	1	0.5	1	0
Thomas	1	53	53.0	53	0
Wilson	1	48	48.0	48	0
Henderson	1	22	22.0	22	0
Jack	1	0	0.0	0	0
J. Jones	1	0	0.0	0	0
Jaguars	12	200	16.7	53	1
Opponents	16	144	9.0	44	0

PUNTING	NO	YDS	AVG	NET	TB	IN	LG	B
Cooke	56	2669	47.7	43.2	5	19	67	0
Colquitt	6	272	45.3	41.2	0	2	53	0
Rosas	3	110	36.7	29.0	0	0	44	0
Jaguars	65	3051	46.9	42.4	5	21	67	0
Opponents	69	3141	45.5	42.1	4	19	61	1

PUNT RET.	NO	FC	YDS	AVG	LG	TD
Cole	9	8	140	15.6	91t	1
Westbrook	4	1	44	11.0	13	0
Claybrooks	3	3	12	4.0	13	0
Quinn	1	0	6	6.0	6	0
Rusnak	1	0	3	3.0	3	0
Jaguars	18	12	205	11.4	91t	1
Opponents	26	14	196	7.5	20	0

KICKOFF RET.	NO	YDS	AVG	LG	TD
Claybrooks	13	289	22.2	39	0
Cottrell	7	123	17.6	30	0
Westbrook	4	89	22.3	26	0
Cole	3	80	26.7	40	0
Godwin	2	20	10.0	15	0
Miller	1	7	7.0	7	0
Jaguars	30	608	20.5	40	0
Opponents	25	469	18.8	43	0

USUAL STARTING LINEUP

OFFENSE

- QB Gardner Minshew II (8)
- RB James Robinson (14)
- WR DJ Chark Jr. (12)
- WR Laviska Shenault Jr. (14)
- TE James O'Shaughnessy (13)
- WR Keelan Cole Sr. (5)
- LT Cam Robinson (16)
- LG Andrew Norwell (13)
- C Brandon Linder (10)
- RG A.J. Cann (15)
- RT Jawaan Taylor (16)

DEFENSE

- DE Josh Allen (7)
- NT Abry Jones (5)
- DT Taven Bryan (8)
- DE Adam Gotsis (13)
- WLB Myles Jack (14)
- MLB Joe Schobert (16)
- SLB Kamalei Correa (6)
- LCB CJ Henderson (8)
- RCB Sidney Jones IV (6)
- FS Jarrod Wilson (12)
- SS Josh Jones (13)

PASSING	ATT	CMP	PCT	YDS	YDS/ATT	TD	INT	LG	SK/YDS	RTG
G. Minshew	470	285	3271	60.6%	7.0	21	6	70t	33/184	91.2
N. Foles	117	77	736	65.8%	6.3	3	2	39	8/60	84.6
L. Cooke	2	2	16	100.0%	8.0	0	0	9	1/19	100.0
Jaguars	589	364	4023	61.8%	6.8	24	8	70t	42/263	90.0
Opponents	517	327	4088	63.2%	7.9	22	10	84t	47/310	93.8



2021 STATISTICS

HEAD COACH: URBAN MEYER

RECORD: 3-14 (.176)

STANDINGS: 4TH, AFC SOUTH

DATE	OPPONENT	RESULT	ATT.
Sept. 12	at Houston	L, 37-21	68,105
Sept. 19	Denver	L, 23-13	58,461
Sept. 26	Arizona	L, 31-19	58,012
Sept. 30	at Cincinnati	L, 24-21	63,198
Oct. 10	Tennessee	L, 37-19	58,282
Oct. 17	* Miami	W, 23-20	60,784
Oct. 31	at Seattle	L, 31-7	67,243
Nov. 7	Buffalo	W, 9-6	63,110
Nov. 14	at Indianapolis	L, 23-17	60,622
Nov. 21	San Francisco	L, 30-10	60,268
Nov. 28	Atlanta	L, 21-14	60,031
Dec. 5	at L.A. Rams	L, 37-7	70,801
Dec. 12	at Tennessee	L, 20-0	67,808
Dec. 19	Houston	L, 30-16	60,252
Dec. 26	at New York Jets	L, 26-21	67,120
Jan. 2	at New England	L, 50-10	65,878
Jan. 9	Indianapolis	W, 26-11	60,516

* Tottenham Stadium in London, U.K.

RUSHING	NO	YDS	AVG	LG	TD
Robinson	164	767	4.7	58	8
Lawrence	73	334	4.6	26	2
Hyde	72	253	3.5	18	1
Ogunbowale	43	137	3.2	12	1
Agnew	7	111	15.9	66	1
Armstead	15	80	5.3	26	0
Shenault Jr.	11	41	3.7	11	0
Austin	3	21	7.0	8	0
Sargent	3	7	2.3	3	0
Cottrell	1	3	3.0	3	0
Beathard	1	2	2.0	4	0
Jaguars	394	1755	4.5	66	13
Opponents	493	2127	4.3	52t	22

RECEIVING	NO	YDS	AVG	LG	TD
Jones Jr.	73	832	11.4	33	4
Shenault Jr.	63	619	9.8	58	0
Treadwell	33	434	13.2	41	1
Arnold	28	324	11.6	28	0
O'Shaughnessy	24	244	10.2	30	0
Agnew	24	229	9.5	29	1
Robinson	31	222	7.2	26	0
Austin	24	213	8.9	25	1
Chark	7	154	22.0	41	2
Ogunbowale	13	114	8.8	28	1
Manhertz	6	71	11.8	22	1
Hyde	12	65	5.4	9	0
Farrell	7	56	8.0	21	0
Hollister	9	55	6.1	11	1
Dorsett II	2	43	21.5	33	0
Johnson	2	16	8.0	10	0
Armstead	3	16	5.3	9	0
Mickens	2	10	5.0	12	0
Jaguars	363	3717	10.2	58	12
Opponents	377	4111	10.9	55	24

INTERCEPTIONS	NO	YDS	AVG	LG	TD
Campbell	2	3	1.5	3	0
Allen	1	11	11.0	11	0
Ford	1	8	8.0	8	0
Lawson	1	11	11.0	11	0
Wilson	1	1	1.0	1	0
Wingard	1	23	23.0	23	0
Jaguars	7	57	13.2	23	0
Opponents	17	165	9.7	33	1

PUNTING	NO	YDS	AVG	NET	TB	IN	LG	B
Cooke	64	3026	47.3	43.6	1	28	68	1
Jaguars	64	3026	47.3	43.6	1	28	68	0
Opponents	64	2882	45.0	40.7	6	20	59	0

PUNT RET.	NO	FC	YDS	AVG	LG	TD
Agnew	11	18	74	6.7	14	0
Mickens	6	0	82	13.7	48	0
Austin	2	0	3	1.5	3	0
Jaguars	19	30	159	8.4	48	0
Opponents	22	30	180	8.2	27	3

KICKOFF RET.	NO	YDS	AVG	LG	TD
Agnew	22	525	23.9	102	1
Mickens	8	173	21.6	29	0
Claybrooks	5	88	17.6	25	0
Arnold	1	13	13.0	13	0
Jaguars	36	799	22.2	102	1
Opponents	38	1115	29.3	102	3

FGs	1-19	20-29	30-39	40-49	50+
Lambo	0/0	0/0	0/0	0/1	0/2
Wright	0/0	7/7	7/7	3/4	4/6
Team	0/0	7/7	7/7	3/5	4/8
Opponents	0/0	10/10	8/8	12/14	2/4

Lambo: (55N), (48N, 52N)

Wright: (53N), (40G, 53G, 54G), (55G, 39G, 21G, 42N, 47N), (56G, 51N), (30G), (22G, 34G), (22G, 35G, 38G), (21G, 40G, 45G), (29G), (20G, 22G, 31G, 39G)

Opponents: (25G, 26G, 40G), (32G, 40G, 46G), (34G), (35G, 43N), (34G), (24G, 33G, 58N), (31G), (24G, 41G), (24G, 29G, 37G), (20G, 45G, 48G), (40G, 37G, 44G), (29G, 44G, 47N), (25G, 51G, 52G), (20G, 42G), (43G), (41G)

SACKS: J. Allen 7.5, D. Smoot 6.0, R. Robertson-Harris 3.0, D. Wilson 3.0, A. Gotsis 3.0, T. Bryan 2.0, M. Brown 2.0, J. Ward 2.0, K. Chaisson 1.0, D. Hamilton 1.0, A. Wingard 1.0, Ford 0.5

Jaguars 32.0, Opponents 32.0

TACKLES (Solo-Assists-Total): M. Jack (62-46-108), D. Wilson (57-47-104), A. Wingard (56-30-86), T. Campbell (49-24-73), J. Allen (46-25-71), R. Jenkins (49-17-66), M. Brown (30-27-57), R. Ford (37-13-50), S. Griffin (36-13-49), (26-20-46), R. Robertson-Harris (21-16-37), D. Smoot (22-14-36), J. Ward (10-22-32), K. Chaisson (20-11-31), N. Lawson (20-7-27), A. Gotsis (20-7-27), S. Quarterman (13-12-25), D. Thomas (16-8-24), C. Claybrooks (13-9-22), A. Cisco (17-4-21), T. Herndon (12-5-17), T. Bryan (10-5-15), C. Russell (8-6-14), C. Henderson (6-2-8), L. McCray (4-2-6), D. Allen (1-4-5), D. Allen (1-4-5), J. Jones (1-2-3), J. Tufele (1-1-2), B. McDougald (0-2-2), D. Costin (1-0-1)

USUAL STARTING LINEUP

OFFENSE

QB	Trevor Lawrence (17)
RB	James Robinson (14)
WR	Laviska Shenault Jr. (4)
WR	Marvin Jones Jr. (17)
TE	Chris Manhertz (10)
WR	Laquon Treadwell (7)
LT	Cam Robinson (14)
LG	Andrew Norwell (17)
C	Brandon Linder (9)
RG	Ben Bartch (15)
RT	Jawaan Taylor (17)

DEFENSE

DE	Roy Robertson-Harris (15)
NT	DaVon Hamilton (8)
DT	Malcom Brown (8)
DE/OLB	Josh Allen (16)
DE/OLB	Dawuane Smoot (16)
MIKE	Damien Wilson (17)
WILL	Myles Jack (16)
CB	Shaquill Griffin (14)
CB	Tyson Campbell (15)
FS	Andrew Wingard (15)
SS	Rayshawn Jenkins (14)

	JAGUARS	OPP.
TOTAL FIRST DOWNS	304	351
Rushing	92	124
Passing	178	198
Penalty	34	29
3rd Down: Made/Att	76/212	95/221
3rd Down Pct.	36%	43%
4th Down: Made/Att	18/31	14/21
4th Down Pct.	58.0%	67%
POSSESSION AVG.	29:29	34:43
TOTAL NET YARDS	5191	6002
Avg. Per Game	305.4	353.1
Total Plays	1028	1068
Avg. Per Play	5.0	5.6
NET YARDS RUSHING	1755	2127
Avg. Per Game	103.2	125.1
Total Rushes	392	493
NET YARDS PASSING	3436	3875
Avg. Per Game	216.1	241.8
Sacked/Yards Lost	32/238	32/236
Gross Yards	3674	4111
Attempts/Completions	604/361	543/377
Completion Pct.	60%	69%
Had Intercepted	17	7
PUNTS/AVERAGE	72/46.3	64/45.0
NET PUNTING AVG.	43.0	40.3
PENALTIES/YARDS	104/856	104/879
FUMBLES/BALL LOST	29/12	9/2
TOUCHDOWNS	28	52
Rushing	13	22
Passing	12	24
Returns	1	3

BY PERIODS	1	2	3	4	OT	PTS
Jaguars	48	82	44	79	0	253
Opponents	119	129	116	93	0	457

SCORING	TD	RU	PA	RT	PAT	FG	2PT	TP
Wright	0	0	0	0	13/15	21/24	0	76
Robinson	8	8	1	0	0/0	0/0	0	48
Jones Jr.	4	0	4	0	0/0	0/0	0	24
Agnew	4	1	1	0	0/0	0/0	0	24
Lawrence	2	2	0	0	0/0	0/0	0	12
Chark	2	0	2	0	0/0	0/0	0	12
Richardson Jr.	1	0	0	0	0/0	0/0	0	6
Austin	1	0	1	0	0/0	0/0	0	6
Treadwell	1	0	1	0	0/0	0/0	0	6
Hollister	1	0	1	0	0/0	0/0	0	6
Manhertz	1	0	0	0	0/0	0/0	0	6
Hyde	1	1	0	0	0/0	0/0	0	6
Lambo	0	0	0	7	0/3	5/7	0	5
O'Shaughnessy	0	0	0	0	0/0	0/0	0	2
Arnold	0	0	0	0	0/0	0/0	0	2
Jaguars	28	13	12	22	18/22	21/27	2	253
Opponents	52	22	24	50	41/47	32/36	1	457

PASSING	ATT	CMP	PCT	YDS	YDS/ATT	TD	INT	LG	SK/YDS	RTG
T. Lawrence	602	359	59.6%	3,641	6.0	12	17	58	32/ 238	71.9
C. Beathard	2	2	100%	33	16.5	0	0	28	0/0	118.8
Jaguars	604	361	60%	3,674	5.69	12	17	58	32/ 238	72.1
Opponents	543	327	69%	4,111	7.14	24	7	43	32/ 236	100.8



PLAYOFF GAME SUMMARIES

1996 AFC WILD CARD PLAYOFF

JAGUARS 30, BILLS 27
DECEMBER 28, 1996 · RICH STADIUM

JACKSONVILLE JAGUARS (10-7)	10	7	3	10	—	30
BUFFALO BILLS (10-7)	14	3	3	7	—	27

The Jaguars won their first-ever playoff game with a come-from-behind victory over Buffalo and became the first road team to win a postseason game at Rich Stadium. RB **Natrone Means** rushed for 175 yards and a touchdown, and K **Mike Hollis** kicked three field goals, the game-winner with 3:07 to play. Buffalo jumped out to a 7-0 lead, but DE **Clyde Simmons** intercepted QB **Jim Kelly** and ran 20 yards for a score to tie the game. Simmons also had two sacks. Buffalo took a 27-20 lead early in the fourth quarter, but QB **Mark Brunell** found WR **Jimmy Smith** for a 2-yard TD pass to tie the score, and CB **Aaron Beasley** recovered a fumble prior to Hollis' field goal.

TEAM	QTR	TIME	SCORING PLAY	TEAM STATS	JAX	BUF
Buf.	1	11:30	Thomas 7 pass from Kelly (Christie kick)	First Downs	18	19
Jax.	1	6:26	Simmons 20 interception return (Hollis kick)	Total Yards	409	308
Buf.	1	2:26	Thomas 2 run (Christie kick)	Rushing Yards	184	92
Jax.	1	0:10	Hollis 27 field goal	Passing Yards	225	216
Jax.	2	3:45	Means 30 run (Hollis kick)	Att-Comp-Int	33-18-2	36-22-1
Buf.	2	1:56	Christie 33 field goal	Third Downs	7-17	5-15
Buf.	3	10:20	Christie 47 field goal	Fourth Downs	1-1	0-1
Jax.	3	2:45	Hollis 24 field goal	Punts-Avg.	5-50.6	5-43.2
Buf.	4	14:17	Burnis 38 interception return (Christie kick)	Fumbles-Lost	0-0	4-2
Jax.	4	8:40	Smith 2 pass from Brunell (Hollis kick)	Penalties-Yards	6-42	6-39
Jax.	4	3:07	Hollis 45 field goal	Possession	33:06	26:54

Attendance: 70,213 · Temperature: 49 degrees

RUSHING: Jaguars - Means 31-175 (1 TD), Brunell 3-9, Stewart 1-0, Bills - Thomas 14-50 (1 TD), Kelly 4-18, Holmes 9-10, Tasker 1-9, Tindale 1-5

PASSING: Jaguars - Brunell 33-18-239, 1 TD, 2 INTs, Bills - Kelly 32-21-239, 1 TD, 1 INT, Collins 4-1-7, 0 TD, 0 INT

RECEIVING: Jaguars - Smith 5-58 (1 TD), McCardell 4-76, Mitchell 3-64, Maston 2-21, Jackson 1-11, Brown 1-8, Stewart 1-5, Means 1-(-4), Bills - Early 9-122, Reed 3-32, Tasker 3-30, Johnson 3-27, Thomas 3-24, Holmes 1-11

SACKS: Jaguars 3 (Simmons 2, Brackens 1), Bills 2 (Covington 1, White 1)

INTERCEPTIONS: Jaguars 1 (Simmons [TD]), Bills 2 (Burriss [TD], Smith)

1996 AFC DIVISIONAL PLAYOFF

JAGUARS 30, BRONCOS 27
JANUARY 4, 1997 · MILE HIGH STADIUM

JACKSONVILLE JAGUARS (11-7)	0	13	7	10	—	30
DENVER BRONCOS (13-4)	12	0	0	15	—	27

The Jaguars won their seventh straight game as they shocked the football world with their upset victory over the 13-3 Broncos. After falling behind 12-0, the Jaguars scored on their next six possessions, all on drives of 50 yards and longer, taking a 30-20 lead. Denver had not lost at home all season and had not lost a playoff game at Mile High Stadium since 1984. RB **Natrone Means** rushed for 140 yards, and QB **Mark Brunell** threw TD passes to WR **Keenan McCardell** and WR **Jimmy Smith**. The Jaguars dominated in yards, first downs and time of possession.

TEAM	QTR	TIME	SCORING PLAY	TEAM STATS	JAX	DEN
Den.	1	6:22	Hebron 1 run (Elam kick blocked)	First Downs	22	21
Den.	1	0:33	Sharpe 18 pass from Elway (run failed)	Total Yards	443	351
Jax.	2	11:15	Hollis 46 field goal	Rushing Yards	203	126
Jax.	2	2:58	Means 8 run (Hollis kick)	Passing Yards	240	225
Jax.	2	0:10	Hollis 42 field goal	Att-Comp-Int	29-18-0	8-25-0
Jax.	3	8:51	McCardell 31 pass from Brunell (Hollis kick)	Third Downs	8-15	6-12
Jax.	4	10:51	Hollis 22 field goal	Fourth Downs	0-0	1-1
Den.	4	7:37	Davis 2 run (Davis run)	Punts-Avg.	3-39.7	5-42.6
Jax.	4	3:39	Smith 16 pass from Brunell (Hollis kick)	Fumbles-Lost	0-0	1-0
Den.	4	1:50	McCaffrey 15 pass from Elway (Elam kick)	Penalties-Yards	3-18	8-64
				Possession	32:24	27:36

Attendance: 75,678 · Temperature: 46 degrees

RUSHING: Jaguars - Means 21-140 (1 TD), Brunell 7-44, Stewart 8-19, Broncos - Davis 14-91 (1 TD), Elway 5-30, Hebron 2-5 (1 TD)

PASSING: Jaguars - Brunell 29-18-245, 2 TD, 0 INT, Broncos - Elway 38-25-226, 2 TD, 0 INT

RECEIVING: Jaguars - McCardell 5-59 (1 TD), Means 4-46, Smith 3-71 (1 TD), Jackson 3-35, Mitchell 2-9, Stewart 1-25, Broncos - Davis 7-24, Miller 5-67, McCaffrey 5-54 (1 TD), Craver 3-17, Sharpe 2-31 (1 TD), Carswell 2-18, R.Smith 1-15

SACKS: Jaguars 1 (Robinson 1), Broncos 2 (Aldridge 1, Williams 1)

INTERCEPTIONS: Jaguars 0, Broncos 0

1996 AFC CHAMPIONSHIP

PATRIOTS 20, JAGUARS 6
JANUARY 12, 1997 · FOXBORO STADIUM

JACKSONVILLE JAGUARS (11-8)	0	3	3	0	—	6
NEW ENGLAND PATRIOTS (13-5)	7	6	0	7	—	20

In just their second season, the Jaguars' saw their hopes of reaching the Super Bowl end in the AFC Championship game on a cold night in New England. The game began ominously for Jacksonville on its first series, when P **Bryan Barker** fielded a high snap and was tackled at the Jaguars' four-yard line. The Patriots scored a touchdown two plays later. Mistakes haunted the Jaguars throughout the game, with a total of four turnovers - three on their last four possessions - including an end zone interception and a fumble that was returned for a touchdown.

TEAM	QTR	TIME	SCORING PLAY	TEAM STATS	JAX	NE
NE	1	12:34	Martin 1 run (Vinatieri kick)	First Downs	18	13
Jax.	2	10:33	Hollis 32 field goal	Total Yards	289	234
NE	2	7:23	Vinatieri 29 field goal	Rushing Yards	101	73
NE	2	0:00	Vinatieri 20 field goal	Passing Yards	188	161
Jax.	3	2:37	Hollis 28 field goal	Att-Comp-Int	38-20-2	33-20-1
NE	4	2:24	Smith 47 fumble return (Vinatieri kick)	Third Downs	5-14	2-13
				Fourth Downs	0-2	1-2
				Punts-Avg.	5-36.4	6-39.7
				Fumbles-Lost	3-2	2-1
				Penalties-Yards	4-23	2-5
				Possession	34:43	25:17

Attendance: 60,190 · Temperature: 27 degrees

RUSHING: Jaguars - Means 19-43, Stewart 7-40, Brunell 6-34, Barker 1-(-16), Patriots - Martin 19-59 (1 TD), Meggett 3-9, Bledsoe 1-4, Byars 1-1

PASSING: Jaguars - Brunell 38-20-190, 0 TD, 2 INTs, Patriots - Bledsoe 33-20-178, 0 TD, 1 INT

RECEIVING: Jaguars - Mitchell 7-63, McCardell 6-62, Smith 3-45, Stewart 2-8, Brown 1-10, Bartow 1-2, Patriots - Glenn 5-33, Jefferson 4-91, Byars 4-16, Martin 3-18, Meggett 3-15, Coates 1-5

SACKS: Jaguars 2 (Davey 1, Simmons 0.5, Robinson 0.5), Patriots 1 (Slade 1)

INTERCEPTIONS: Jaguars 1 (Beasley), Patriots 2 (Bruschi, Clay)

1997 AFC WILD CARD PLAYOFF

BRONCOS 42, JAGUARS 17
DECEMBER 27, 1997 · MILE HIGH STADIUM

JACKSONVILLE JAGUARS (11-6)	0	7	10	0	—	17
DENVER BRONCOS (13-4)	14	7	0	21	—	42

The Jaguars returned to the site of their historic playoff upset over Denver a year earlier, but the outcome was not to be the same. The Broncos took a 21-0 lead early in the second quarter; however, the Jaguars closed the gap to 21-17 in the third quarter with a blocked punt returned for a touchdown and looked to make a rally. On the next series the defense forced a fumble, but the Jaguars could not capitalize as a fumbled snap at the Denver 16-yard line ended the Jaguars' momentum. The Broncos rolled up 511 yards on offense, 310 of them on the ground, and scored five rushing touchdowns in the game. The Jaguars held the ball for just 19:01, their lowest time of possession ever.

TEAM	QTR	TIME	SCORING PLAY	TEAM STATS	JAX	DEN
Den.	1	7:39	Davis 2 run (Elam kick)	First Downs	14	28
Den.	1	2:37	Smith 43 pass from Elway (Elam kick)	Total Yards	237	511
Den.	2	10:46	Davis 5 run (Elam kick)	Rushing Yards	50	310
Jax.	2	5:09	Means 1 run (Hollis kick)	Passing Yards	187	201
Jax.	3	13:33	Hollis 38 field goal	Att-Comp-Int	32-18-1	24-16-0
Jax.	3	9:16	Davis 29 blocked punt return (Hollis kick)	Third Downs	3-10	12-16
Den.	4	13:21	Loville 25 run (Elam kick)	Fourth Downs	0-1	1-1
Den.	4	3:43	Loville 8 run (Elam kick)	Punts-Avg.	4-29.5	3-33.0
Den.	4	1:11	Hebron 6 run (Elam kick)	Fumbles-Lost	1-1	3-2
				Penalties-Yards	9-54	9-94
				Possession	19:01	40:59

Attendance: 74,481 · Temperature: 27 degrees

RUSHING: Jaguars - Means 10-40 (1 TD), Stewart 1-6, Brunell 3-4, Broncos - Davis 31-184 (2 TD), Loville 11-103 (2 TD), Hebron 6-23 (1 TD), Elway 1-0

PASSING: Jaguars - Brunell 32-18-203, 0 TD, 1 INT, Broncos - Elway 24-16-223, 1 TD, 0 INT

RECEIVING: Jaguars - McCardell 6-55, Smith 6-55, Stewart 3-46, Jones 1-37, Mitchell 1-7, Means 1-3, Broncos - Davis 4-11, Smith 3-99 (1 TD), McCaffrey 2-33, Green 2-32, Sharpe 2-29, Griffith 2-9, Loville 1-10

SACKS: Jaguars 3 (Simmons 2, Hudson 1), Broncos 3 (Gordon 1, Price 1, Tanuvasa 1)

INTERCEPTIONS: Jaguars 0, Broncos 1 (Gordon)



PLAYOFF GAME SUMMARIES

1998 AFC WILD CARD PLAYOFF

JAGUARS 25, PATRIOTS 10
 JANUARY 3, 1999 · ALLTEL STADIUM

NEW ENGLAND PATRIOTS (9-8)	0	0	7	3	—	10
JACKSONVILLE JAGUARS (12-5)	6	6	0	13	—	25

The Jaguars hosted their first-ever home playoff game and defeated the Patriots to advance to the divisional playoffs. QB **Mark Brunell** returned as the starter after missing nearly three games with a high-ankle sprain. For the Patriots, QB **Scott Zolak** started for the injured QB **Drew Bledsoe**. The Patriots did not score on their eight first-half possessions. The Jaguars took advantage and scored on two K **Mike Hollis** field goals and a 13-yard run by RB **Fred Taylor**. New England scored 10 points before the Jaguars bounced back with 13 in the fourth quarter. Taylor's 162 yards rushing were the second-most in a postseason game in Jaguars' history, and his 33 attempts were the most. Hollis' four field goals without a miss extended his streak of consecutive field goals in the postseason to 12 and broke his postseason single-game record.

TEAM	QTR	TIME	SCORING PLAY	TEAM STATS	NE	JAX
Jax.	1	8:57	Hollis 35 field goal	First Downs	14	17
Jax.	1	2:01	Hollis 24 field goal	Total Yards	206	308
Jax.	2	5:58	Taylor 13 run (2-point run failed)	Rushing Yards	35	160
N.E.	3	4:27	Edwards 1 run (Vinatieri kick)	Passing Yards	171	148
N.E.	4	14:48	Vinatieri 27 field goal	Att-Comp-Int	44-21-1	34-14-0
Jax.	4	12:24	Smith 37 pass from Brunell (Hollis kick)	Third Downs	5-15	7-18
Jax.	4	5:52	Hollis 34 field goal	Fourth Downs	0-1	0-1
Jax.	4	1:44	Hollis 21 field goal	Punts-Avg.	8-47.3	6-44.8
				Fumbles-Lost	4-2	2-0
				Penalties-Yards	6-50	4-35
				Possession	28:00	32:00

Attendance: 71,139 · Temperature: 60 degrees
RUSHING: Jaguars - Taylor 33-162 (1 TD), Brunell 4 (-2), Patriots - Edwards 17-28 (1 TD), Shaw 1-4, Carter 1-3
PASSING: Jaguars - Brunell 34-14-161, 1 TD, 0 INT, Patriots - Zolak 44-21-190, 0 TD, 1 INT
RECEIVING: Jaguars - McCardell 6-72, Smith 5-56 (1 TD), Mitchell 1-22, D. Jones 1-8, Shelton 1-3, Patriots - Brown 4-46, Jefferson 4-30, Simmons 3-42, Edwards 3-33, Cullors 2-17, Coates 2-10, Carter 2-3, Purnell 1-9
SACKS: Jaguars 2 (Smeenge 1, Brackens 1), Patriots 2 (Spires 2)
INTERCEPTIONS: Jaguars 1 (Hudson), Patriots 0

1998 AFC DIVISIONAL PLAYOFF

JETS 34, JAGUARS 24
 JANUARY 10, 1999 · GIANTS STADIUM

JACKSONVILLE JAGUARS (12-6)	0	7	7	10	—	24
NEW YORK JETS (13-4)	7	10	14	3	—	34

The Jaguars' season ended in 26 degree temperatures in New York, with the Jets jumping out to a 17-0 lead and coasting to the win. Jacksonville's only first-half score was a 52-yard pass from QB **Mark Brunell** to WR **Jimmy Smith** on the final play. The Jaguars couldn't stop New York's WR **Keyshawn Johnson**, who scored both rushing and receiving and also intercepted a pass. With the score 31-24 late in the fourth quarter, Brunell, who threw three TDs and three interceptions, had a chance to tie the game late after a S **Donovin Darius** interception of QB **Vinny Testaverde** in the end zone. But the Jaguars went 3-and-out and the Jets added a field goal for their final points. Smith caught two TD passes and became the first Jaguar to have 100 receiving yards in a playoff game.

TEAM	QTR	TIME	SCORING PLAY	TEAM STATS	JAX	NYJ
NYJ	1	10:26	Johnson 21 pass from Testaverde (Hall kick)	First Downs	14	29
NYJ	2	10:35	Hall 52 field goal	Total Yards	251	429
NYJ	2	0:33	Johnson 10 run (Hall kick)	Rushing Yards	95	151
Jax.	2	0:00	Smith 52 pass from Brunell (Hollis kick)	Passing Yards	156	278
NYJ	3	9:13	Martin 1 run (Hall kick)	Att-Comp-Int	31-12-3	36-24-1
Jax.	3	8:08	McCardell 3 pass from Brunell (Hollis kick)	Third Downs	4-12	10-14
NYJ	3	2:16	Martin 1 run (Hall kick)	Fourth Downs	1-2	0-0
Jax.	4	9:58	Smith 19 pass from Brunell (Hollis kick)	Punts-Avg.	3-37.0	2-34.5
Jax.	4	6:38	Hollis 37 field goal	Fumbles-Lost	1-1	2-2
NYJ	4	0:24	Hall 30 field goal	Penalties-Yards	3-25	5-38
				Possession	20:44	39:16

Attendance: 78,817 · Temperature: 26 degrees
RUSHING: Jaguars - Taylor 20-86, Brunell 2-9, Jets - Martin 36-124 (2 TD), Johnson 2-28 (1 TD), Testaverde 1-(-1)
PASSING: Jaguars - Brunell 31-12-156, 3 TDs, 3 INTs, Jets - Testaverde 36-24-284, 1 TD, 1 INT
RECEIVING: Jaguars - Smith 5-104 (2 TD), McCardell 4-32 (1 TD), Mitchell 2-13, Banks 1-7, Jets - Johnson 9-121 (1 TD), Martin 6-58, Chrebet 4-45, Byars 2-11, Ward 1-18, Brady 1-17, Meggett 1-14
SACKS: Jaguars 1 (Hardy 1, Curry 1), Jets 0
INTERCEPTIONS: Jaguars 1 (Darius), Jets 3 (Brown, Johnson, Smith)

1999 AFC DIVISIONAL PLAYOFF

JAGUARS 62, DOLPHINS 7
 JANUARY 15, 2000 · ALLTEL STADIUM

MIAMI DOLPHINS (10-8)	0	7	0	0	—	7
JACKSONVILLE JAGUARS (15-2)	24	17	14	7	—	62

Scoring on their first five possessions, the Jaguars advanced to their second AFC Championship game in four seasons with a record-setting defeat of Miami, in what would be QB **Dan Marino's** final game. The 62 points scored were the second-most in NFL postseason history and the most scored in an AFC playoff game, and the 55-point margin of victory was the second-largest in NFL postseason history. QB **Mark Brunell** returned to action after missing the season finale with a knee injury. RB **Fred Taylor** ran 90 yards for a touchdown, the longest in NFL postseason history. QB **Jay Fiedler** connected with WR **Jimmy Smith** for a 70-yard touchdown to take a 48-7 lead. The Jaguars scored twice more in the game, on a touchdown catch by WR **Alvis Whitted** and a five-yard run by RB **Chris Howard**. The 62 points scored were the Jaguars' most ever.

TEAM	QTR	TIME	SCORING PLAY	TEAM STATS	MIA	JAX
Jax.	1	10:32	Smith 8 pass from Brunell (Hollis kick)	First Downs	10	21
Jax.	1	6:19	Hollis 45 field goal	Total Yards	131	520
Jax.	1	3:46	Taylor 90 run (Hollis kick)	Rushing Yards	21	257
Jax.	1	3:21	Brackens 16 fumble return (Hollis kick)	Passing Yards	110	263
Jax.	2	14:48	Taylor 39 pass from Brunell (Hollis kick)	Att-Comp-Int	41-16-2	20-12-1
Jax.	2	12:05	Stewart 25 run (Hollis kick)	Third Downs	2-13	8-16
Jax.	2	1:51	Hollis 28 field goal	Fourth Downs	0-2	0-0
Mia.	2	0:03	Gadsden 20 pass from Marino (Mare kick)	Punts-Avg.	9-39.6	5-39.0
Jax.	3	12:03	Smith 70 pass from Fiedler (Hollis kick)	Fumbles-Lost	6-5	1-1
Jax.	3	6:19	Whitted 38 pass from Fiedler (Hollis kick)	Penalties-Yards	9-88	7-51
Jax.	4	10:37	Howard 5 run (Hollis kick)	Possession	24:37	35:23

Attendance: 75,173 · Temperature: 57 degrees
RUSHING: Jaguars - Taylor 18-135 (1 TD), Stewart 11-62 (1 TD), Howard 15-54 (1 TD), Brunell 1-6, Shelton 1-0, Dolphins - Denson 6-10, Pritchett 2-10, Johnson 8-9, Hutton 1-(-8), Marino 1-0
PASSING: Jaguars - Brunell 9-5-105, 2 TDs, 0 INT; Fiedler 11-7-172, 2 TDs, 1 INT; Quinn 0-0-0, Dolphins - Marino 25-11-95, 1 TD, 2 INTs; Huard 16-5-46, 0 TD, 0 INT
RECEIVING: Jaguars - Smith 5-136 (2 TD), McCardell 4-52, Taylor 1-39 (1 TD), Whitted 1-38 (1 TD), Shelton 1-12, Dolphins - Gadsden 6-62 (1 TD), Konrad 3-30, McDuffie 2-19, Pritchett 2-7, Johnson 2-11, Drayton 1-2
SACKS: Jaguars 5 (Walker 2, Brackens 1, Leroy 1, Marts 1), Dolphins 2 (Bovens 1, Mixon 1)
INTERCEPTIONS: Jaguars 1 (Beasley), Dolphins 1 (Jackson)

1999 AFC CHAMPIONSHIP

TITANS 33, JAGUARS 14
 JANUARY 23, 2000 · ALLTEL STADIUM

TENNESSEE TITANS (16-3)	7	3	16	7	—	33
JACKSONVILLE JAGUARS (15-3)	7	7	0	0	—	14

The Jaguars' season came to a sudden end, as Tennessee defeated Jacksonville for the third time in the season. A record crowd of 75,206 saw the Jaguars get off to a fast start, with TE **Kyle Brady** scoring a touchdown on a seven-yard pass from QB **Mark Brunell**. The Titans responded with a nine-yard touchdown catch by WR **Yancey Thigpen**. Then the Jaguars took a 14-7 lead on a 33-yard TD run by RB **James Stewart**. But WR **Reggie Bartow** fumbled a punt that was recovered by the Titans and converted into a 34-yard field goal. The second half was all Tennessee, as the Titans scored 23 unanswered points and shut out the Jaguars. The Titans got a one-yard touchdown run by **Steve McNair**. Then came a safety of **Mark Brunell**, and on the free kick WR **Derrick Mason** returned the ball 80 yards for a touchdown. The Jaguars could not recover, as they had three turnovers in the last 16 minutes of the game. Tennessee scored once in the fourth quarter for the 33-14 final score.

TEAM	QTR	TIME	SCORING PLAY	TEAM STATS	TEN	JAX
Jax.	1	11:20	Brady 7 pass from Brunell (Hollis kick)	First Downs	17	20
Ten.	1	5:30	Thigpen 9 pass from McNair (Hollis kick)	Total Yards	289	360
Jax.	2	4:36	Stewart 33 run (Hollis kick)	Rushing Yards	177	144
Ten.	2	0:20	Del Greco 34 field goal	Passing Yards	112	216
Ten.	3	9:24	McNair 1 run (Del Greco kick)	Att-Comp-Int	23-14-1	38-14-2
Ten.	3	5:13	Brunell sacked by Evans and Fisk for safety	Third Downs	3-10	3-10
Ten.	3	4:56	Mason 80 free kick return (Del Greco kick)	Fourth Downs	0-0	0-2
Ten.	4	6:59	McNair 1 run (Del Greco kick)	Punts-Avg.	5-39.8	3-45.3
				Fumbles-Lost	5-3	5-4
				Penalties-Yards	5-39	9-100
				Possession	31:36	28:24

Attendance: 75,206 · Temperature: 68 degrees
RUSHING: Jaguars - Taylor 19-110, Stewart 3-35 (1 TD), Brunell 1-(-1), Titans - McNair 9-91 (2 TD), George 25-86
PASSING: Jaguars - Brunell 38-19-226, 1 TD, 2 INTs, Titans - McNair 23-14-112, 1 TD, 1 INT
RECEIVING: Jaguars - McCardell 6-67, Smith 5-92, Brady 5-44 (1 TD), Taylor 2-16, Jones 1-7, Titans - Harris 3-33, George 3-19, Byrd 2-19, Thigpen 2-16 (1 TD), Wyche 2-12, Dyson 1-12, Neal 1-1
SACKS: Jaguars 1 (Brackens 1), Titans 3 (Bishop 1, Holmes 1, Evans 0.5, Fisk 0.5)
INTERCEPTIONS: Jaguars 1 (Bryant), Titans 2 (Mitchell, Robertson)



PLAYOFF GAME SUMMARIES

2005 AFC WILD CARD PLAYOFF

PATRIOTS 28, JAGUARS 3
JANUARY 7, 2006 · GILLETTE STADIUM

JACKSONVILLE JAGUARS (12-5)	0	3	0	0	-	3
NEW ENGLAND PATRIOTS (11-6)	0	7	14	7	-	28

The Jaguars returned to the postseason for the first time since 1999 but saw their season end at New England with a 28-3 loss to the Patriots. The Patriots began the scoring with a six-play, 37-yard drive that was capped off with an 11-yard touchdown pass from QB **Tom Brady** to WR **Troy Brown**. The Jaguars next drive was thwarted after 33 yards when RB **Alvin Pearson** lost a fumble at the Patriots' 44-yard line. After two punts, the Jaguars scored their only points on a K **Josh Scobee** 36-yard field goal with 1:05 remaining in the half. The Patriots erupted with back-to-back touchdown drives to start the second half. Each drive ended with Brady touchdown passes, the first to WR **David Givens** for three yards and the second for 63 yards to TE **Benjamin Watson**. On the Jaguars ensuing drive, QB **Byron Leftwich** was intercepted on fourth-and-five by DB **Asante Samuel**, who returned the pick 73 yards for a touchdown.

TEAM	QTR	TIME	SCORING PLAY	TEAM STATS	JAX	NE
N.E.	2	12:08	Brown 11 pass from Brady (Vinatieri kick)	First Downs	15	17
Jax.	2	1:05	Scobee 36 field goal	Total Yards	292	307
N.E.	3	7:13	Givens 3 pass from Brady (Vinatieri kick)	Rushing Yards	87	118
N.E.	3	3:03	Watson 63 pass from Brady (Vinatieri kick)	Passing Yards	205	189
N.E.	4	14:46	Samuel 73 interception return (Vinatieri kick)	Att-Comp-Int	39-21-1	27-15-0
				Third Downs	1-12	7-14
				Fourth Downs	1-4	0-1
				Punts-Avg.	5-41.8	5-39.2
				Fumbles-Lost	2-1	4-0
				Penalties-Yards	8-40	4-32
				Possession	29:34	30:28

Attendance: 68,756 · Temperature: 24 degrees

RUSHING: Jaguars - Leftwich 3-26, Taylor 8-24, G. Jones 2-15, Garrard 2-14, Pearson 2-8, Patriots - Faulk 6-51, Dillon 17-40, Davis 1-13, Brady 2-9, Pass 1-6, Cassel 1(-1)

PASSING: Jaguars - Leftwich 31-18-179, 0 TDs, 1 INT; Garrard 8-3-68, 0 TDs, 0 INTs, Patriots - Brady 27-15-201, 3 TDs, 0 INTs

RECEIVING: Jaguars - M. Jones 6-94, Williams 4-56, Wilford 4-53, J. Smith 3-30, Taylor 3-13, Brady 1-1, Patriots - Watson 5-91 (1 TD), Faulk 4-45, Branch 2-3, Dillon 1-12, Brown 1-11 (1 TD), Givens 1-3 (1 TD), Davis 1-3

SACKS: Jaguars 4 (Smith 1, Peterson 1, Hayward 1, Meier 1), Patriots 6 (McGinest 4.5, Colvin 1, Seymour 0.5)

INTERCEPTIONS: Jaguars 0, Patriots 1 (Samuel [TD])

2007 AFC WILD CARD PLAYOFF

JAGUARS 31, STEELERS 29
JANUARY 5, 2008 · HEINZ FIELD

JACKSONVILLE JAGUARS (12-5)	7	14	7	3	-	31
PITTSBURGH STEELERS (10-7)	7	0	3	19	-	29

The Jaguars got their first playoff win since the 1999 season and their first under head coach **Jack Del Rio** with a 31-29 victory, marking the first team to win twice in Pittsburgh in one season. The Jaguars held an 18-point lead at the start of the fourth quarter but trailed by one with six minutes to play. The Jaguars forced the Steelers to punt and QB **David Garrard** ran for 32 yards on fourth-and-2 with less than two minutes remaining. Four plays later K **Josh Scobee** hit the game-winning field goal from 25 yards. DE **Bobby McCray** sacked QB **Ben Roethlisberger** on the Steelers' next play and forced a fumble that was recovered by DT **Derek Landri** to seal the win.

TEAM	QTR	TIME	SCORING PLAY	TEAM STATS	JAX	PIT
Pit.	1	10:03	Davenport 1 run (Reed kick)	First Downs	14	24
Jax.	1	9:39	Taylor 1 run (Scobee kick)	Total Yards	239	340
Jax.	2	10:19	Mathis 63 int. (Scobee kick)	Rushing Yards	135	43
Jax.	2	8:34	Jones-Drew 43 pass from Garrard (Scobee kick)	Passing Yards	104	297
Pit.	3	9:24	Reed 28 field goal	Att-Comp-Int	21-9-2	42-29-3
Jax.	3	4:39	Jones-Drew 10 run (Scobee kick)	Third Downs	4-11	7-14
Pit.	4	14:53	Holmes 37 pass from Roethlisberger(Reed kick)	Fourth Downs	1-1	1-1
Pit.	4	10:25	Miller 14 pass from Roethlisberger(Reed kick)	Punts-Avg.	4-50.0	4-44.3
Pit.	4	6:21	Davenport 1 run (pass failed)	Fumbles-Lost	0-0	1-1
Jax.	4	0:37	Scobee 25 field goal	Penalties-Yards	6-40	5-50
				Possession	27:01	32:59

Attendance: 63,629 · Temperature: 39 degrees

RUSHING: Jaguars - Garrard 5-58, Taylor 16-48 (1 TD), Jones-Drew 8-29 (1 TD), Steelers - Davenport 16-25 (2 TDs), Roethlisberger 4-13, Davis 3-3, Russell 3-2

PASSING: Jaguars - Garrard 21-9-140, 1 TD, 2 INTs, Steelers - Roethlisberger 42-29-337, 2 TDs, 3 INTs

RECEIVING: Jaguars - Wilford 2-39, Williams 2-23, Lewis 2-16, Jones-Drew 1-43 (1 TD), Northcutt 1-17, Taylor 1-2, Steelers - Ward 10-135, Miller 8-85 (1 TD), Holmes 3-49 (1 TD), Davenport 2-23, Davis 2-14, Wilson 1-10, Washington 1-8, Spaeth 1-7, Russell 1-6

SACKS: Jaguars 6 (Mincey 1, McCray 1, Meier 1, Landri 1, Henderson 1, Spicer 1), Steelers 4 (Woodley 2, Harrison 1.5, Farrior 0.5)

INTERCEPTIONS: Jaguars 3 (Mathis 2 [TD], Landri), Steelers 2 (Farrior, Taylor)

2007 AFC DIVISIONAL PLAYOFF

PATRIOTS 31, JAGUARS 20
JANUARY 12, 2008 · GILLETTE STADIUM

JACKSONVILLE JAGUARS (12-6)	7	7	3	3	-	20
NEW ENGLAND PATRIOTS (17-0)	7	7	14	3	-	31

The Jaguars ended their playoff run with a 31-20 loss to the Patriots at Gillette Stadium. The undefeated Patriots improved to 17-0 with the win. The Jaguars finished the first half with a 14-14 tie, but were outscored 14-3 in the third quarter by the Patriots. QB **David Garrard** led the Jaguars with two touchdowns but two costly drops in the endzone in the second half led to two Jaguars field goal.

TEAM	QTR	TIME	SCORING PLAY	TEAM STATS	JAX	NE
Jax.	1	10:50	M.Jones 8 pass from Garrard (Scobee kick)	First Downs	22	24
N.E.	1	5:01	Watson 3 pass from Brady (Gostkowski kick)	Total Yards	350	403
N.E.	2	14:57	Maroney 1 run (Gostkowski kick)	Rushing Yards	80	145
Jax.	2	7:46	Wilford 6 pass from Garrard (Scobee kick)	Passing Yards	270	258
N.E.	3	8:49	Welker 6 pass from Brady (Gostkowski kick)	Att-Comp-Int	33-22-1	28-26-0
Jax.	3	4:04	Scobee 39 field goal	Third Downs	4-10	6-10
N.E.	3	0:49	Watson 9 pass from Brady (Gostkowski kick)	Fourth Downs	2-3	1-1
Jax.	4	9:44	Scobee 25 field goal	Punts-Avg.	1-50.0	1-30.0
N.E.	4	6:39	Gostkowski 35 field goal	Fumbles-Lost	2-1	0-0
				Penalties-Yards	5-42	6-74
				Possession	27:18	32:42

Attendance: 68,756 · Temperature: 37 degrees

RUSHING: Jaguars - Taylor 13-47, Jones-Drew 6-19, Garrard 3-14, Patriots - Maroney 22-122 (1 TD), Welker 1-13, Faulk 4-9, Brady 2-1

PASSING: Jaguars - Garrard 33-22-278, 2 TDs, 1 INT, Patriots - Brady 28-26-262, 3 TDs, 0 INTs

RECEIVING: Jaguars - Jones-Drew 6-49, Lewis 4-74, Northcutt 4-42, M. Jones 3-48 (1 TD), Wilford 2-21 (1 TD), Williams 1-25, G. Jones 1-12, Smolko 1-7, Patriots - Welker 9-54 (1 TD), Faulk 5-36, Stallworth 3-68, Gaffney 3-26, Maroney 2-40, Watson 2-12 (2 TDs), Moss 1-14, Brady 1-12

SACKS: Jaguars 1 (Henderson 1), Patriots 1 (Warren 1)

INTERCEPTIONS: Jaguars 0, Patriots 1 (Harrison)

2017 AFC WILD CARD PLAYOFF

JAGUARS 10, BILLS 3
JANUARY 7, 2018 · EVERBANK FIELD

BUFFALO BILLS (9-8)	0	3	0	0	-	3
JACKSONVILLE JAGUARS (11-6)	0	3	7	0	-	10

Playing in their first postseason game since the 2007 season - and their first at home since the 1999 season - the Jaguars won a gritty AFC Wild Card playoff game on the strength of their stingy defense. In a game that featured 17 punts, field position was key. The first three possessions by each team ended with a punt before the Jaguars got the first turnover of the day on CB **Aaron Colvin's** interception of QB **Tyrod Taylor** at the Buffalo 35 early in the second quarter. Unable to capitalize, Jacksonville punted again and Buffalo then put together its longest drive of the day, covering 71 yards in 18 plays and eating up 8:06 with K **Stephen Hauschka's** 31-yard field goal giving the Bills a 3-0 lead. On that drive the Bills had a 4th-and-1 from the 3-yard line but a neutral zone infraction gave them 1st-and-goal at the one. The Jacksonville defense, with the help of an offensive pass interference penalty, backed the Bills up to the 13 to force the field goal. The Jaguars' last possession of the quarter covered 27 yards in 6 plays with K **Josh Lambo** kicking a 44-yard field goal to tie it at the half. The Jaguars' best drive of the day came in the 3rd quarter when they methodically marched 86 yards in 15 plays - 12 runs and 3 passes - and used up 8:52, with QB **Blake Bortles** throwing a 1-yard touchdown pass to the back of the end zone to TE **Ben Koyack** on 4th-and-goal.

TEAM	QTR	TIME	SCORING PLAY	TEAM STATS	BUF	JAX
Buf	2	1:49	S. Hauschka 31 yd. Field Goal	First Downs	20	15
Jax.	2	0:02	Lambo 44 yd. Field Goal	Total Yards	263	230
Jax.	3	0:42	Koyack 1 yd. pass from Bortles (Lambo)	Rushing Yards	130	155
				Passing Yards	133	75
				Att-Comp-Int	40-18-2	23-12-0
				Third Downs	7-18	2-12
				Fourth Downs	1-1	1-1
				Punts-Avg.	8-43.4	9-44.3
				Fumbles-Lost	1-0	3-0
				Penalties-Yards	5-52	5-34
				Possession	32:37	27:23

Attendance: 69,442 · Temperature: 53 degrees

RUSHING: Jaguars - B. Bortles 10-88, L. Fournette 21-57, M. Lee 1-5, C. Grant 1-3, C. Ivory 1-2 Bills - L. McCoy 19-75, T. Taylor 7-27, M. Tolbert 4-15, D. Thompson 1-9, N. Peterman 1-4

PASSING: Jaguars - Bortles 12-23-87 (TD) Bills - Taylor 17-37-134 (INT); Peterman 1-3-14 (INT)

RECEIVING: Jaguars - D. Westbrook 5-48, L. Fournette 3-21, M. Lewis 3-17, B. Koyack 1-1 Bills - L. McCoy 6-44, C. Clay 3-15, D. Thompson 2-23, N. O'Leary 2-22, Z. Jones 2-20, M. Tolbert 1-10, K. Benjamin 1-9, L. Thomas 1-5

SACKS: Jaguars - 2.0 (M. Jackson, M. Jack) Bills - 2.0 (L. Alexander, L. Johnson)

INTERCEPTIONS: Jaguars 2 (A. Colvin, J. Ramsey), Bills 0



PLAYOFF GAME SUMMARIES

2017 AFC DIVISIONAL PLAYOFF

JAGUARS 45, STEELERS 42
JANUARY 14, 2018 · HEINZ FIELD

JACKSONVILLE JAGUARS (12-6)	14	14	0	17	-	45
PITTSBURGH STEELERS (13-4)	0	14	7	21	-	42

The Jaguars advanced to the AFC Championship game with a thrilling 45-42 win in Pittsburgh after storming out to an early 21-0 lead. In a game which saw Jacksonville lead by 14 points five times, the Steelers kept coming back as QB **Ben Roethlisberger** threw for 469 yards and five touchdowns, including 311 yards and 3 TDs in the second half. The Jaguars converted a 4th-and-1 to cap their first drive with a touchdown, a 1-yard run by RB **Leonard Fournette**, before extending the lead to 14-0 on Fournette's 17-yard run. The Steelers went for it on 4th-and-1 on their ensuing drive and were stopped at the Jacksonville 25. The Jaguars then marched 75 yards in 11 plays with RB **T.J. Yeldon** giving them a 21-0 lead on a 4-yard run. LB **Telvin Smith** scored the Jaguars' next points, running 50 yards with a fumble forced when DE **Yannick Ngakoue** sacked Roethlisberger. Roethlisberger's touchdown passes of 23 yards to WR **Antonio Brown** and 36 yards to WR **Martavis Bryant** made it 28-14 at the half. The Steelers got within 7 on their initial drive of the third quarter, marching 77 yards in 10 plays with RB **Le'Veon Bell** catching a 19-yard scoring pass. In the fourth quarter Fournette's 3-yard touchdown run made it a 14-point game again at 35-21, but Pittsburgh responded with touchdowns on its final three possessions. They trailed by 7 at 42-35 with 2:18 remaining, but the Jaguars then recovered the onside kick to set up K **Josh Lambo's** 45-yard field goal which made it 45-35 with 1:45 left. Pittsburgh then drove 75 yards in 10 plays and scored on the game's final play.

TEAM	QTR	TIME	SCORING PLAY	TEAM STATS	JAX	PIT
Jax	1	10:40	Fournette 1 yd. run (Lambo kick)	First Downs	22	28
Jax	1	5:26	Fournette 18 yd. run (Lambo)	Total Yards	378	545
Jax	2	11:31	Yeldon 4 yd. run (Lambo)	Rushing Yards	164	83
Pit	2	8:20	Brown 23 yd. pass from Roethlisberger (Boswell)	Passing Yards	214	462
Jax	2	2:20	Smith 50 yd. fumble return (Lambo)	Att-Comp-Int	26-14-0	58-37-1
Pit	2	0:25	Bryant 36 yd. pass from Roethlisberger (Boswell)	Third Downs	8-14	7-16
Pit	3	9:09	Bell 19 yd. pass from Roethlisberger (Boswell)	Fourth Downs	1-1	4-6
Jax	4	10:34	Fournette 3 yd. run (Lambo kick)	Punts-Avg.	4-32.8	2-39.5
Pit	4	9:05	Brown 43 yd. pass from Roethlisberger (Boswell)	Fumbles-Lost	1-0	1-1
Jax	4	4:19	Bohanon 14 yd. pass from Bortles (Lambo)	Penalties-Yards	3-40	3-45
Pit	4	2:18	Bell 8 yd. run (Boswell kick)	Possession	28:50	31:10
Jax	4	1:45	Lambo 45 yd. Field Goal			
Pit	4	0:01	Smith-Schuster 4 yd. pass from Roethlisberger (Boswell)			

Attendance: 64,524 · Temperature: 18 degrees

RUSHING: Jaguars - L. Fournette 25-109, B. Bortles 5-35, T. Yeldon 5-20 Steelers - L. Bell 16-67, B. Roethlisberger 2-16

PASSING: Jaguars - Bortles 14-26-214 (TD) Steelers - Roethlisberger 37-58-469 (5 TDs, INT)

RECEIVING: Jaguars - T. Yeldon 3-57, M. Lee 3-28, L. Fournette 2-10, K. Cole 1-45, B. Koyack 1-21, J. O'Shaughnessy 1-19, T. Bohanon 1-14, A. Hurns 1-12, D. Westbrook 1-8 Steelers - V. McDonald 10-112, L. Bell 9-88, A. Brown 7-132, E. Rogers 5-42, J. Smith-Schuster 3-5, M. Bryant 2-78, J. James 1-12

SACKS: Jaguars - 2.0 (M. Dareus 1.0, Y. Ngakoue 1.0) Steelers - 0

INTERCEPTIONS: Jaguars - 1 (M. Jack) Steelers - 0

JAGUARS ALL-TIME PLAYOFF LEADERS

Category	Player	Number	Games
Pass Attempts	Mark Brunell	244	8
Passing Yards	Mark Burnell	1,525	8
Passing TDs	Mark Brunell	10	8
Rushing Attempts	Fred Taylor	127	7
Rushing Yards	Fred Taylor	612	7
Rushing TDs	Leonard Fournette	4	3
Receptions	Keenan McCardell	41	8
Receiving Yards	Jimmy Smith	647	9
Receiving TDs	Jimmy Smith	7	9
Tackles	Kevin Hardy	72	8
Solo Tackles	Kevin Hardy	58	8
Sacks	Tony Brackens	4	7
Interceptions	Aaron Beasley	3	8
Passes Defensed	Aaron Beasley	7	8
Forced Fumbles	Tony Brackens	3	7
	Kevin Hardy	3	8
Points	Mike Hollis	70	8

2017 AFC CHAMPIONSHIP

PATRIOTS 24, JAGUARS 20
JANUARY 21, 2018 · GILLETTE STADIUM

JACKSONVILLE JAGUARS (12-7)	0	14	3	3	-	20
NEW ENGLAND PATRIOTS (15-3)	3	7	0	14	-	24

The Jaguars led for most of the game including a 10-point lead in the fourth quarter, but two touchdown passes from QB **Tom Brady** to WR **Danny Amendola** in the final nine minutes gave the Patriots their third Super Bowl berth in four years. New England scored on its opening series with K **Stephen Gostkowski's** 31-yard field goal capping a 10-play drive. After punting on their initial series, the Jaguars put together back-to-back long touchdown drives, marching 76 yards in 7 plays and 77 in 10 to go up 14-3 on a QB **Blake Bortles** to TE **Marcedes Lewis** 4-yard pass and a RB **Leonard Fournette** 4-yard run. Near the end of the half the Patriots drove 85 yards in 6 plays to make it 14-10 on RB **James White's** 1-yard touchdown run. The Jaguars got the ball to start the second half and they extended their lead to 17-10 with K **Josh Lambo's** 54-yard field goal capping a 9-play drive. They added to the lead at 20-10 with another Lambo field goal - this time from 43 yards - at the start of the fourth quarter. Brady converted a 3rd-and-18 pass to Amendola and the duo then combined for a 14-yard completion to set up Amendola's 9-yard touchdown catch at the back of the end zone. Brady and Amendola teamed up again on a 4-yard touchdown pass with 2:48 left. The Jaguars' final drive ended with a failed 4th-and-15 at the New England 43, and New England then got one first down and ran out the clock.

TEAM	QTR	TIME	SCORING PLAY	TEAM STATS	JAX	NE
N.E.	1	9:21	Gostkowski 31 yd. Field Goal	First Downs	22	22
Jax	2	14:15	Lewis 4 yd. pass from Bortles (Lambo kick)	Total Yards	374	344
Jax	2	7:06	Fournette 4 yd. run (Lambo)	Rushing Yards	101	46
N.E.	2	0:55	White 1 yd. run (Gostkowski)	Passing Yards	273	298
Jax	3	10:23	Lambo 54 yd. Field Goal	Att-Comp-Int	36-23-0	39-27-0
Jax	4	14:52	Lambo 43 yd. Field Goal	Third Downs	6-15	3-12
N.E.	4	8:44	Amendola 9 yd. pass from Brady (Gostkowski)	Fourth Downs	0-1	1-1
N.E.	4	2:48	Amendola 4 yd. pass from Brady (Gostkowski)	Punts-Avg.	6-42.5	6-41.7
				Fumbles-Lost	1-0	1-1
				Penalties-Yards	6-98	1-10
				Possession	35:08	24:52

Attendance: 65,878 · Temperature: 48 degrees

RUSHING: Jaguars - L. Fournette 24-76, T. Yeldon 5-25, C. Grant 1-2, B. Bortles 2-2 Patriots - D. Lewis 9-34, R. Burkhead 1-5, J. White 3-04, D. Amendola 1-3, T. Brady 5-0

PASSING: Jaguars - Bortles 23-36-293 (TD) Patriots - Brady 26-38-290 (2 TDs), Amendola 1-1-20

RECEIVING: Jaguars - A. Hurns 6-80, M. Lee 4-41, C. Grant 3-59, K. Cole 2-37, L. Fournette 2-13, T. Yeldon 2-6, D. Westbrook 1-29, T. Bohanon 1-20, M. Lewis 1-4, J. O'Shaughnessy 1-4 Patriots - D. Amendola 7-84, D. Lewis 7-32, B. Cooks 6-100, J. White 3-22, C. Hogan 2-20, P. Dorsett 1-31, R. Gronkowski 1-21

SACKS: Jaguars - 3.0 (D. Fowler 2.0, M. Dareus 1.0) Patriots - 3.0 (K. Van Noy 1.0, T. Flowers 1.0, P. Chung 1.0)

INTERCEPTIONS: Jaguars 0, Patriots 0

OVERALL PLAYOFF APPEARANCES



Seasons the Jaguars made the NFL Playoffs: 7 (1996, 1997, 1998, 1999, 2005, 2007 and 2017)

Total games in the NFL Playoffs: 14 (7-7)

Appearances in the AFC WILD CARD ROUND: 6 (4-2)



DATE	OPPONENT	RESULT	SCORE
12/28/1996	at Buffalo	WIN	30-27
12/27/1997	at Denver	LOSS	17-42
1/03/1999	vs. NEW ENGLAND	WIN	25-10
1/07/2006	at New England	LOSS	3-28
1/05/2008	at Pittsburgh	WIN	31-29
1/07/2018	vs. Buffalo	WIN	10-3

Appearances in the AFC DIVISIONAL ROUND: 5 (3-2)



DATE	OPPONENT	RESULT	SCORE
1/04/1997	at Denver	WIN	30-27
1/10/1999	at N.Y. Jets	LOSS	24-34
1/15/2000	vs. MIAMI	WIN	62-7
1/12/2008	at New England	LOSS	20-31
1/14/2018	at Pittsburgh	WIN	45-42

Appearances in the AFC CHAMPIONSHIP GAME: 3 (0-3)



DATE	OPPONENT	RESULT	SCORE
1/12/1997	at New England	LOSS	6-20
1/23/2000	vs. TENNESSEE	LOSS	14-33
1/21/2018	at New England	LOSS	20-24



ATTENDANCE AND WEATHER RECORDS

ANNUAL ATTENDANCE NUMBERS

Year	Home Total (Average)	Road Total (Average)	Total (Average)
2021*	539,716 (67,464)	530,775 (66,347)	1,070,491 (66,905)
2020*	127,355 (15,919)##	34,324 (3,579)##	155,987 (9,749)
2019*	504,686 (63,086)	509,989 (63,749)	1,014,675 (63,417)
2018*	554,814 (69,352)	467,619 (58,452)	1,022,433 (63,902)
2017*	514,427 (64,303)	535,141 (66,893)	1,049,568 (65,598)
2016*	517,172 (64,467)	514,067 (64,258)	1,031,239 (64,492)
2015*	514,268 (64,284)	542,243 (67,781)	1,056,511 (66,032)
2014*	524,335 (65,541)	542,292 (67,786)	1,066,627 (66,664)
2013*	503,140 (62,892)	525,079 (65,634)	1,028,219 (64,263)
2012	519,872 (64,984)	490,698 (61,337)	1,010,570 (63,160)
2011	498,655 (62,331)	551,000 (68,875)	1,049,655 (65,603)
2010	504,262 (63,033)	557,341 (69,688)	1,061,603 (66,351)
2009	397,214 (49,652)	553,947 (69,243)	951,161 (59,448)
2008	522,778 (65,347)	531,535 (66,442)	1,054,313 (65,895)
2007	522,261 (65,283)	544,420 (68,053)	1,066,681 (66,668)
2006	534,866 (66,858)	569,186 (71,148)	1,104,052 (69,003)
2005	525,519 (65,690)	512,337 (64,042)	1,037,856 (64,866)
2004	555,464 (69,433)	496,092 (62,012)	1,051,556 (65,722)
2003	449,700 (56,213)	552,556 (69,070)	1,002,256 (62,641)
2002	450,216 (56,277)	525,010 (65,626)	975,226 (60,952)
2001	483,542 (60,443)	504,237 (63,030)	987,779 (61,736)
2000	482,510 (60,314)	509,447 (53,681)	991,957 (61,997)
1999	540,805 (67,601)	524,545 (65,568)	1,065,350 (66,584)
1998	561,472 (70,184)	490,956 (61,370)	1,052,428 (65,777)
1997	557,547 (69,693)	420,543 (52,568)	978,090 (61,130)
1996	533,533 (66,692)	382,383 (47,798)	915,916 (57,245)
1995	554,814 (69,352)	467,619 (58,452)	1,022,433 (63,902)

* Includes home game in London as part of the NFL's International Series
 #Jaguars home games were limited to 25 percent capacity due to COVID-19
 #Five of Jacksonville's eight road games had zero fans due to COVID-19

EXTREME CONDITIONS

WARMEST GAMES

Rk.	Date	Opponent	Result	Temp.
1.	Sept. 16, 2018	New England Patriots	W, 31-20	97
2.	Sept. 8, 2019	Kansas City Chiefs	L, 40-26	91
3.	Sept. 11, 2016	Green Bay Packers	L, 27-23	90
	Sept. 12, 2010	Denver Broncos	W, 24-17	90
5.	Sept. 26, 2010	Philadelphia Eagles	L, 28-3	89
	Sept. 23, 2018	Tennessee Titans	L, 9-6	89
7.	Oct. 7, 2012	Chicago Bears	L, 41-3	88
	Sept. 16, 2007	Atlanta Falcons	W, 13-7	88
	Sept. 20, 1998	at Tennessee Titans	W, 27-22	88
	Sept. 6, 1998	at Chicago Bears	W, 24-23	88
11.	Sept. 29, 2019	at Denver Broncos	W, 26-24	87
	Sept. 11, 2011	Tennessee Titans	W, 16-14	87
	Oct. 6, 2002	Philadelphia Eagles	W, 28-25	87
	Sept. 29, 2002	New York Jets	W, 28-3	87
	Sept. 8, 1996	Houston Texans	L, 34-27	87

COLDEST GAMES

Rk.	Date	Opponent	Result	Temp.
1.	Dec. 17, 2000	at Cincinnati Bengals	L, 17-14	9
2.	Dec. 19, 2004	at Green Bay Packers	W, 28-25	12
3.	Jan. 3, 2010	at Cleveland Browns	L, 23-17	16
4.	Jan. 14, 2018*	at Pittsburgh Steelers	W, 45-42	18
5.	Dec. 7, 2008	at Chicago Bears	L, 23-10	19
6.	Dec. 31, 2017	at Tennessee Titans	L, 15-10	23
	Dec. 23, 2000	at New York Giants	L, 28-25	23
8.	Jan. 7, 2006	at New England Patriots	L, 28-3	24
9.	Dec. 14, 2003	at New England Patriots	L, 27-13	25
10.	Jan. 10, 1999*	at New York Jets	L, 34-24	26

* Postseason game
 (All degrees in Fahrenheit)

SINGLE-GAME ATTENDANCE RECORDS

The Jaguars have played at TIAA Bank Field, previously known as EverBank Field (2010-17), Jacksonville Municipal Stadium (1995-96, 2007-09) and Alltel Stadium (1997-2006), since the franchise's inaugural season in 1995. The stadium originally opened with a seating capacity of 73,000, which later expanded to 76,867. Since 2014, the Jaguars removed more than 12,000 seats as part of renovations to install a pool deck, end zone cabanas and upgraded club suites. The largest crowd ever at TIAA Bank Field was 85,413 for an NCAA football game between Florida State and Alabama on Sept. 29, 2007. The current capacity for Jaguars games is 67,164.

HOME ATTENDANCE RECORDS (TIAA Bank Field)

Rk.	Date	Opponent	Result	Attendance
1.	Dec. 5, 2004	Pittsburgh Steelers	L, 17-16	76,877
2.	Jan. 23, 2000*	Tennessee Titans	L, 33-14	75,206
3.	Jan. 15, 2000*	Miami Dolphins	W, 62-7	75,173
4.	Dec. 28, 1998	Pittsburgh Steelers	W, 21-3	74,143
5.	Oct. 12, 1998	Miami Dolphins	W, 28-21	74,051
6.	Dec. 7, 1997	New England Patriots	L, 26-20	73,446
7.	Oct. 3, 2004	Indianapolis Colts	L, 24-17	73,114
8.	Sept. 22, 1997	Pittsburgh Steelers	W, 30-21	73,016
9.	Sept. 1, 1995	Houston Oilers	L, 10-3	72,363
10.	Nov. 15, 1998	Tampa Bay Buccaneers	W, 29-24	72,974

ROAD ATTENDANCE RECORDS

Rk.	Date	Opponent	Result	Attendance
1.	Oct. 14, 2018	Dallas Cowboys	L, 40-7	90,767
2.	Oct. 1, 2006	Washington	L, 36-30 (OT)	89,450
3.	Oct. 31, 2010	Dallas Cowboys	W, 35-17	81,395
4.	Sept. 14, 2014	Washington	L, 41-10	80,037
5.	Sept. 19, 2011	New York Jets	L, 32-3	78,834
6.	Jan. 10, 1999*	New York Jets	L, 34-24	78,817
7.	Nov. 28, 2010	New York Giants	L, 24-20	78,533
8.	Nov. 3, 2002	New York Giants	L, 24-17	78,337
9.	Oct. 11, 1999	New York Jets	W, 16-6	78,216
10.	Nov. 8, 2015	New York Jets	L, 28-23	78,160

* Postseason game

INTERNATIONAL SERIES CROWDS

In 2007, the NFL International Series commenced with teams playing regular season games at Wembley Stadium in London, U.K. Jacksonville, which has participated in the International Series annually since 2013, has posted three of the top four NFL crowds at Wembley Stadium, including the venue's largest attendance for such an event on Oct. 28, 2018 vs. Philadelphia (85,870).

NFL INTERNATIONAL SERIES ATTENDANCE RECORDS

Rk.	Date	Matchup/Result	Attendance
1.	Oct. 28, 2018	Philadelphia 24, Jacksonville 18	85,870
2.	Oct. 14, 2018	Seattle 27, Oakland 3	84,922
3.	Nov. 3, 2019	Houston 26, Jacksonville 3	84,771
4.	Sept. 24, 2017	Jacksonville 44, Baltimore 7	84,592
5.	Oct. 30, 2016	Washington 27, Cincinnati 27	84,448
6.	Oct. 1, 2017	New Orleans 20, Miami 0	84,423
7.	Oct. 21, 2018	L.A. Chargers 20, Tennessee 19	84,301
8.	Oct. 25, 2009	New England 35, Tampa Bay 7	84,254
9.	Oct. 25, 2015	Jacksonville 34, Buffalo 31	84,021
10.	Oct. 28, 2012	New England 45, St. Louis 7	84,004



TE Mercedes Lewis caught three TDs in Jacksonville's 44-7 victory against Baltimore at Wembley Stadium.



PRIME-TIME GAMES

PRIME TIME BY DAY

SUNDAY NIGHT (5-6)

Sept. 24, 1995 vs. Green Bay (TNT)	L	24-14
Dec. 15, 1996 vs. Seattle (ESPN)	W	20-13
Dec. 20, 1998 at Minnesota (ESPN)	L	50-10
Nov. 21, 1999 vs. New Orleans (ESPN)	W	41-23
Oct. 8, 2000 vs. Baltimore (ESPN)	L	15-10
Nov. 19, 2000 at Pittsburgh (ESPN)	W	34-24
Nov. 3, 2002 at New York Giants (ESPN)	L	24-17
Nov. 30, 2003 vs. Tampa Bay (ESPN)	W	17-10
Dec. 5, 2004 vs. Pittsburgh (ESPN)	L	17-16
Oct. 9, 2005 vs. Cincinnati (ESPN)	W	23-20
Oct. 5, 2008 vs. Pittsburgh (NBC)	L	26-21

THURSDAY NIGHT (5-9)

Dec. 2, 1999 vs. Pittsburgh (ESPN)	W	20-6
Oct. 18, 2001 vs. Buffalo (ESPN)	L	13-10
Dec. 18, 2008 vs. Indianapolis (NFL Network)	L	31-24
Dec. 17, 2009 vs. Indianapolis (NFL Network)	L	35-31
Dec. 15, 2011 at Atlanta (NFL Network)	L	41-14
Nov. 8, 2012 vs. Indianapolis (NFL Network)	L	27-10
Dec. 5, 2013 vs. Houston (NFL Network)	W	27-20
Dec. 18, 2014 vs. Tennessee (NFL Network)	W	21-13
Nov. 19, 2015 vs. Tennessee (NFL Network)	W	19-13
Oct. 27, 2016 at Tennessee (NFL Network)	L	36-22
Dec. 6, 2018 at Tennessee (NFL Network)	L	30-9
Dec. 19, 2019 vs. Tennessee (NFL Network)	W	20-7
Sept. 24, 2020 vs. Miami (NFL Network)	L	31-13
Sept. 30, 2021 at Cincinnati (NFL Network)	L	24-21

MONDAY NIGHT (8-7)

Sept. 22, 1997 vs. Pittsburgh (ABC)	W	30-21
Oct. 12, 1998 vs. Miami (ABC)	W	28-21
Dec. 28, 1998 vs. Pittsburgh (ABC)	W	21-3
Oct. 11, 1999 at New York Jets (ABC)	W	16-6
Dec. 13, 1999 vs. Denver (ABC)	W	27-24
Sept. 25, 2000 at Indianapolis (ABC)	L	43-14
Oct. 16, 2000 at Tennessee (ABC)	L	27-13
Dec. 3, 2001 vs. Green Bay (ABC)	L	28-21
Sept. 18, 2006 vs. Pittsburgh (ESPN)	W	9-0
Nov. 20, 2006 vs. New York Giants (ESPN)	W	26-10
Oct. 22, 2007 vs. Indianapolis (ESPN)	L	29-7
Dec. 1, 2008 at Houston (ESPN)	L	30-17
Oct. 18, 2010 vs. Tennessee (ESPN)	L	30-3
Oct. 24, 2011 vs. Baltimore (ESPN)	W	12-7
Dec. 5, 2011 vs. San Diego (ESPN)	L	38-14



RB **James Robinson** rushed 18 times for 78 yards and two TDs in the Jaguars most recent prime-time contest in Week 4 at Cincinnati.

PRIME TIME BY DAY

Jacksonville has played in 40 nationally-televised prime-time games in the franchise's 26-season history, posting a 18-22 (.450) record in prime-time contests.

In prime-time matchups, the Jaguars have gone **16-12** (.571) at home and **2-9** (.181) on the road. Jacksonville has played 10 of its last 14 and 18 of its last 23 prime-time contests at TIAA Bank Field.

The Jaguars own an **8-7** (.533) record on Monday Night Football, a **5-6** (.455) record on Sunday Night Football and a **5-9** (.357) record on Thursday Night Football.

Date	Opponent	Network	Result
Sept. 30, 2021	at Cincinnati	NFL Network	L, 24-21
Sept. 24, 2020	Miami	NFL Network	L, 31-13
Sept. 19, 2019	Tennessee*	NFL Network	W, 20-7
Dec. 6, 2018	at Tennessee*	NFL Network	L, 30-9
Oct. 27, 2016	at Tennessee*	NFL Network	L, 36-22
Nov. 19, 2015	Tennessee*	NFL Network	W, 19-13
Dec. 18, 2014	Tennessee*	NFL Network	W, 21-13
Dec. 5, 2013	Houston*	NFL Network	W, 27-20
Nov. 8, 2012	Indianapolis*	NFL Network	L, 27-10
Dec. 15, 2011	at Atlanta*	NFL Network	L, 41-14
Dec. 5, 2011	San Diego	ESPN	L, 38-14
Oct. 24, 2011	Baltimore	ESPN	W, 12-7
Oct. 18, 2010	Tennessee	ESPN	L, 30-3
Dec. 17, 2009	Indianapolis*	NFL Network	L, 35-31
Dec. 18, 2008	Indianapolis*	NFL Network	L, 31-24
Dec. 1, 2008	at Houston	ESPN	L, 30-17
Oct. 5, 2008	Pittsburgh #	NBC	L, 26-21
Oct. 22, 2007	Indianapolis	ESPN	L, 29-4
Nov. 20, 2006	N.Y. Giants	ESPN	W, 26-10
Sept. 18, 2006	Pittsburgh	ESPN	W, 9-0
Oct. 9, 2005	Cincinnati #	ESPN	W, 23-20
Dec. 5, 2004	Pittsburgh #	ESPN	L, 17-16
Nov. 30, 2003	Tampa Bay #	ESPN	W, 17-10
Nov. 3, 2002	at N.Y. Giants #	ESPN	L, 24-17
Dec. 3, 2001	Green Bay	ABC	L, 28-21
Oct. 18, 2001	Buffalo*	ESPN	L, 13-10
Nov. 19, 2000	at Pittsburgh #	ESPN	W, 34-24
Oct. 16, 2000	at Tennessee	ABC	L, 27-13
Oct. 8, 2000	Baltimore #	ESPN	L, 15-10
Sept. 25, 2000	at Indianapolis	ABC	L, 43-14
Dec. 13, 1999	Denver	ABC	W, 27-24
Dec. 2, 1999	Pittsburgh*	ESPN	W, 20-6
Nov. 21, 1999	New Orleans #	ESPN	W, 41-23
Oct. 11, 1999	at N.Y. Jets	ABC	W, 16-6
Dec. 28, 1998	Pittsburgh	ABC	W, 21-3
Dec. 20, 1998	at Minnesota #	ESPN	L, 50-10
Oct. 12, 1998	Miami	ABC	W, 28-21
Sept. 22, 1997	Pittsburgh	ABC	W, 30-21
Dec. 15, 1996	Seattle #	ESPN	W, 20-13
Sept. 24, 1995	Green Bay #	TNT	L, 24-14

BOLD: Monday night game
* Thursday night game
Sunday night game

YEAR	SEASON RECORD	PRIME TIME	NETWORK
1995	4-12	1	TNT
1996	9-7	1	ESPN
1997	11-5	1	ABC
1998	11-5	3	ESPN, ABC (2)
1999	14-2	4	ESPN (2), ABC (2)
2000	7-9	4	ABC (2), ESPN (2)
2001	6-10	2	ESPN, ABC
2002	6-10	1	ESPN
2003	5-11	1	ESPN
2004	9-7	1	ESPN
2005	12-4	1	ESPN
2006	8-8	2	ESPN (2)
2007	11-5	1	ESPN
2008	5-11	3	NBC, ESPN, NFL Network
2009	7-9	1	NFL Network
2010	8-8	1	ESPN
2011	5-11	3	ESPN (2), NFL Network
2012	2-14	1	NFL Network
2013	4-12	1	NFL Network
2014	3-13	1	NFL Network
2015	5-11	1	NFL Network
2016	3-13	1	NFL Network
2017	10-6	0	---
2018	5-11	1	NFL Network
2019	6-10	1	NFL Network
2020	1-15	1	NFL Network
2021	3-14	1	NFL Network



OVERTIME GAMES

LOCATION	W	L	T	WON TOSS	LOST TOSS
HOME	4	1	0	5	0
ROAD	4	8	0	5	7
TOTALS	8	9	0	10	7

Sept. 22, 1996 — at New England 28, Jacksonville 25

After spotting New England a 22-0 lead, the Jaguars rallied in the second half, scoring three touchdowns on 51-, 41- and 61-yard completions from QB **Mark Brunell** and a **K Mike Hollis** field goal, to tie the score at 25-25. The Patriots had the only possession in overtime and won on a 40-yard field goal by K Adam Vinatieri.

Nov. 24, 1996 — Jacksonville 28, at Baltimore 25

The Ravens led 25-10 going into the fourth quarter. After a touchdown pass from QB **Mark Brunell** to TE **Pete Mitchell**, the defense recovered a fumble at the Ravens' 19-yard line. Brunell found WR **Willie Jackson** six plays later, and Brunell ran in for the two-point conversion to tie the game at 25-25 with 1:24 remaining. The Jaguars won the toss, but were forced to punt. The Ravens fumbled, and Jacksonville drove down the field, with K **Mike Hollis** winning the game with a 34-yard field goal.

Oct. 26, 1997 — at Pittsburgh 23, Jacksonville 17

The Jaguars took a 10-0 lead into the second half, but Pittsburgh came back to take a 14-10 fourth-quarter lead. After a QB **Mark Brunell** TD pass to TE **Pete Mitchell**, the Jaguars took a 17-14 lead. The Steelers scored on a 19-yard field goal at the end of the fourth quarter to tie the game 17-17. The Steelers won the toss and scored on a 17-yard shovel pass from QB **Kordell Stewart** to RB **Jerome Bettis**.

Oct. 29, 2000 — Jacksonville 23, at Dallas 17

The Jaguars ended a five-game losing streak with a 23-17 overtime road victory over the Cowboys, with WR **Alvis Whitted** scoring on a 37-yard pass from QB **Mark Brunell** on the first series of overtime for his second touchdown of the game. Brunell threw for three TDs and tied a team record for passing accuracy, as he completed 20 of 24 passes. TE **Kyle Brady** caught 10 of those passes for 134 yards, as he eclipsed the 100-yard mark for the second straight week.

Nov. 14, 2004 — at Jacksonville 23, Detroit 17

The Jaguars continued their dramatic play with a 23-17 overtime win over the Detroit Lions at ALLTEL Stadium. QB **David Garrard** started his first game since 2002 in place of injured QB **Byron Leftwich** and led the team with 198 yards passing and two touchdowns. WR **Jimmy Smith** caught the game-winning 36-yard touchdown pass from Garrard in overtime. The Lions erased a 17-3 fourth-quarter lead with two WR **Eddie Drummond** touchdown returns.

Sept. 25, 2005 — Jacksonville 26, at New York Jets 20

The Jaguars defeated the New York Jets 26-20 on a game-winning 36-yard touchdown pass from QB **Byron Leftwich** to WR **Jimmy Smith** at the Meadowlands. Both teams began the overtime with interceptions and after forcing the Jets to punt on their third drive, Leftwich threw 36 yards for the game-winner.

Oct. 16, 2005 — Jacksonville 23, at Pittsburgh 17

The Jaguars defeated the Steelers 23-17 in Pittsburgh on a dramatic 41-yard interception return for a touchdown by CB **Rashean Mathis** in overtime. The Steelers won the toss and WR **Quincy Morgan** returned the kickoff 74 yards. On third down QB **Tommy Maddox** fumbled the snap and DE **Reggie Hayward** recovered the ball. The Jaguars stalled on offense and P **Chris Hanson** recorded his team record-tying ninth punt of the game. Two plays later Mathis ended the game with his interception.

Oct. 1, 2006 — at Washington 36, Jacksonville 30

Jacksonville erased a 10-point deficit in the fourth quarter to force overtime, but Washington scored on the opening possession of the extra period on a 68-yard touchdown reception by WR **Santana Moss** from QB **Mark Brunell** to claim a 36-30 win at FedExField.

Sept. 28, 2008 — at Jacksonville 30, Houston 27

The Jaguars and Texans both scored 10 points in the fourth quarter to force overtime, but the Jaguars won the toss and QB **David Garrard** drove the Jaguars 51 yards in six plays and K **Josh Scobee** connected on a 37-yard field goal for the game winner.

Oct. 18, 2009 — at Jacksonville 23, St. Louis 20

The Jaguars won the toss in overtime and never gave the football up in a 23-20 victory over the Rams. Starting from the 20-yard line, QB **David Garrard** engineered a 13 play, 62-yard drive, which included a mixture of passes and runs to set up the 36-yard game-winning field goal by K **Josh Scobee**.

Dec. 26, 2010 — Washington 20, at Jacksonville 17

The Jaguars got the ball first, but they began at their own 11 following a miscue on the kickoff return. On third down QB **David Garrard's** pass was intercepted by CB **Kevin Barnes** at Jacksonville's 22, and three plays later K **Graham Gano** hit the game-winner from 31 yards.

Sept. 9, 2012 — at Minnesota 26, Jacksonville 23

After the Jaguars took a 23-20 lead with 20 seconds left, Minnesota took advantage of a short kickoff to start at its 31-yard line with 14 seconds remaining. QB **Christian Ponder** completed passes for 26 and 6 yards to reach the Jacksonville 37, from where K **Blair Walsh** booted a 55-yard field goal to tie it at 23-23 as time expired in regulation. In overtime the Vikings used eight plays to go 55 yards, setting up Walsh's fourth field goal from 38 yards. The Vikings defense then held as the Jaguars failed to convert a first down.

Oct. 21, 2012 — at Oakland 26, Jacksonville 23

For the second time in six games the Jaguars suffered a heart-breaking overtime loss on the road. In overtime, the Jaguars had the first possession, and on third down QB **Chad Henne** completed a pass to WR **Cecil Shorts** who fumbled and the Raiders recovered at the Jacksonville 21. From there, K **Sebastian Janikowski** kicked a 40-yard field goal to win the game.

Nov. 18, 2012 — at Houston 43, Jacksonville 37

In overtime, Houston won the coin toss and took 14 plays to set up K **Shayne Graham's** third field goal, from 25 yards. The Jaguars responded with an 11-play, 53-yard drive capped by K **Josh Scobee's** third field goal that followed a 4th-and-10 conversion and a 28-yard run by RB **Jalen Parmele** to the Houston six. With the score tied at 37-37 CB **Derek Cox** intercepted QB **Matt Schaub** on the next series to set the Jaguars up at the Houston 47, but this time the Jaguars' 4th-and-10 conversion failed. Two plays later Schaub hit WR **Andre Johnson** with a short pass that he took 48 yards for the game-winner 12:59 into the overtime period.

Oct. 4, 2015 — at Indianapolis 16, Jacksonville 13

The Jaguars took a 13-10 lead into the second half, but Indianapolis scored a 32-yard field goal during the third quarter to tie the game 13-13. After a punt by both teams in overtime, the Jaguars drove to the Colts' 30-yard line, but K **Jason Myers** missed a 48-yard FG try on fourth-and-eight with 8:18 remaining in the first overtime period. Six plays later, K **Adam Vinatieri** kicked the game-winning 27-yard FG to seal the 16-13 victory.

Oct. 1, 2017 — at New York Jets 23, Jacksonville 20

The Jaguars lost in overtime on the road against the New York Jets. In overtime, both teams punted on their first two possessions. The Jaguars' third series began at their own 3 after a 70-yard punt and a penalty, and when they were forced to punt the ball back to New York, the Jets got possession at the Jaguars 25-yard line following another penalty. From there it took just four plays for K **Chandler Catanzaro** to kick a 41-yard game-winner with 32 seconds left in overtime.

Nov. 12, 2017 — at Jacksonville 20, Los Angeles Chargers 17

The Jaguars defeated the Los Angeles Chargers 20-17 on a game-winning 30-yard field goal by K **Josh Lambo** at TIAA Bank Field. The Jaguars got first possession but were forced to punt. Taking over at their own 10, the Chargers ran two plays before QB **Philip Rivers** was intercepted by CB **A.J. Bouye**, who returned the pick 51 yards to the Los Angeles 2. A taunting penalty backed them up to the 17, from where Lambo kicked the game-winner.

Dec. 6, 2020 — at Minnesota 27, Jacksonville 24

The Jaguars lost in overtime on the road against the Vikings, 27-24. WR **Laviska Shenault Jr.** scored the first TD for the Jaguars to put Jacksonville ahead, 7-0 and LB **Joe Schobert** started the second half with a pick-six. After the Vikings took a 24-16 lead with 3:50 remaining, RB **James Robinson** scored on a 1-yard run and QB **Mike Glennon** connected with WR **Collin Johnson** to tie the game.



DUUUVAL

**OFFICIAL
BEER SPONSOR
OF THE NFL.**



PROUD BEER SPONSOR



TEAM RECORDS

WINS / LOSSES

All-Time Record

Regular Season	180-253
Home	110-107
Road	70-146

Most Consecutive Wins

1.	10/3/99 through 12/19/99	11
2.	11/24/96 through 9/22/97	8
3.	12/14/97 through 10/12/98	7
4.	12/18/05 through 9/18/06	5
	11/6/05 through 12/4/05	5
	9/6/98 through 10/12/98	5

Most Consecutive Home Wins

1.	9/29/96 through 11/30/97	13
2.	10/17/99 through 9/17/00	7
3.	11/5/17 through 9/16/18	6
	12/18/05 through 11/5/06	6
	9/13/98 through 12/6/98	6

Most Consecutive Road Wins

1.	9/19/99 through 12/19/99	7
2.	11/20/05 through 12/25/05	4
	12/14/97 through 9/27/98	4

Most Consecutive Losses

1.	9/20/20 through 10/10/21	20
2.	12/2/12 through 10/27/13	13
3.	10/23/16 through 12/18/16	9
	12/15/13 through 10/12/14	9
5.	10/7/18 through 11/25/18	7
	9/30/12 through 11/18/12	7
	10/29/95 through 12/17/95	7

Most Consecutive Home Losses

1.	9/20/20 through 12/27/20	7
	12/9/12 through 11/17/13	7
3.	9/16/12 through 11/8/12	5
	9/24/20 through 11/29/20	5
5.	Seven streaks tied, last:	4
	10/23/16 through 12/11/16	

Most Consecutive Road Losses

1.	12/22/19 through 1/9/22	17
2.	12/29/13 through 11/8/15	13
3.	10/21/12 through 10/13/13	10
	10/29/95 through 11/17/96	10
5.	12/29/02 through 12/28/03	9

Postseason Record

7-7

Home Postseason Record

3-1

Away Postseason Record

4-6

SCORING

Most Points Scored in a Season

1.	2017	417
2.	2007	411
3.	1999	396
4.	1997	394
5.	1998	392

Most Points Scored in a Game

1.	12/13/15 vs. Indianapolis	51
2.	12/23/07 vs. Oakland	49
3.	12/3/00 vs. Cleveland	48

4.	12/17/17 vs. Houston	45
	11/1/98 at Baltimore	45

Most Points Scored - First Quarter

1.	vs. Philadelphia (W, 38-21, 10/12/97)	21
2.	at New Orleans (L, 24-41, 11/4/07)	17
	vs. Tennessee (W, 40-13, 1/1/06)	17
	at Baltimore (L, 36-39, 9/10/00)	17
	at Tennessee (W, 30-24, 11/2/97)	17

Most Points Scored - Second Quarter

1.	vs. Tampa Bay (W, 41-14, 12/11/11)	28
	at Baltimore (W, 45-19, 11/1/98)	28
3.	vs. Buffalo (W, 34-31, 10/25/15)	27
4.	vs. Houston (W, 45-7, 12/17/17)	24
5.	at Detroit (W, 38-14, 11/9/08)	21
	vs. Pittsburgh (W, 21-3, 9/9/01)	21

Most Points Scored - Third Quarter

1.	vs. Seattle (W, 30-24, 12/10/17)	21
	vs. Indianapolis (W, 51-16, 12/13/15)	21
	vs. Oakland (W, 38-81, 12/12/10)	21
	vs. Cincinnati (W, 30-13, 11/11/01)	21
	vs. Cleveland (W, 48-0, 12/3/00)	21

Most Points Scored - Fourth Quarter

1.	at Baltimore (W, 30-23, 11/28/99)	23
2.	vs. Indianapolis (W, 51-16, 12/13/15)	21
	vs. Houston (W, 37-17, 10/14/07)	21
	at Houston (W, 38-20, 12/24/05)	21
	vs. Indianapolis (L, 31-41, 12/10/95)	21

Most Points Scored - First Half

1.	at Baltimore (W, 45-19, 11/1/98)	42
2.	vs. Houston (W, 45-7, 12/17/17)	31
3.	vs. Tampa Bay (W, 41-14, 12/11/11)	28
	vs. Oakland (W, 49-11, 12/23/07)	28
	vs. N.Y. Jets (W, 41-0, 10/8/06)	28

Most Points Scored - Second Half

1.	vs. Indianapolis (W, 51-16, 12/13/15)	42
2.	vs. San Francisco (W, 41-3, 9/12/99)	35
3.	vs. Oakland (W, 38-31, 12/12/10)	31
4.	at Houston (W, 38-20, 12/24/05)	28
	vs. Cleveland (W, 48-0, 12/3/00)	28

Fewest Points Scored in a Season

1.	2011	243
2.	2018	245
3.	2013	247
4.	2014	249
5.	2021	253

Fewest Points Scored in a Game

1.	10/11/09 at Seattle	0
	12/26/04 vs. Houston	0
	12/17/95 at Detroit	0
	12/12/21 at Tennessee	0
4.	9/8/13 vs. Kansas City	2
5.	16 times, last:	3
	11/22/20 vs. Pittsburgh	

Fewest Points Allowed in a Season

1.	1999	217
2.	2017	268
3.	2005	269
4.	2006	274
5.	2004	280



TEAM RECORDS

Fewest Points Allowed in a Game

1.	vs. Indianapolis (W, 6-0, 12/2/18)	0
	at Indianapolis (W, 27-0, 10/22/17)	0
	vs. New York Jets (W, 41-0, 10/8/06)	0
	vs. Pittsburgh (W, 9-0, 9/18/06)	0
	vs. Houston (W, 27-0, 12/7/03)	0
	vs. Cleveland (W, 48-0, 12/3/00)	0
	vs. Cincinnati (W, 13-0, 9/17/00)	0

Most Points Allowed in a Season

1.	2020	492
2.	2021	457
3.	2013	449
4.	2015	448
5.	2012	444
6.	2010	419

Most Points Allowed in a Game

1.	9/27/15 at New England	51
	1/2/22 at New England	50
2.	12/20/98 at Minnesota	50
3.	11/12/95 vs. Seattle	47
4.	12/8/19 vs. Los Angeles Chargers	45
	09/22/13 at Seattle	45

Most Points Allowed in First Quarter

1.	11/23/97 at Cincinnati	21
2.	9/8/19 vs. Kansas City	17
	10/15/17 vs. L.A. Rams	17
	12/29/13 at Indianapolis	17
	11/23/08 vs. Minnesota	17
	11/4/07 at New Orleans	17

Most Points Allowed in Second Quarter

1.	10/25/98 at Denver	24
	10/27/16 at Tennessee	24
3.	Seven times, last:	21
	1/22/22 at New England	

Most Points Allowed in Third Quarter

1.	11/24/19 at Tennessee	28
2.	12/27/20 vs. Chicago	21
3.	10/25/20 at L.A. Chargers	20
4.	Five times, last:	17
	10/4/20 at Cincinnati	

Most Points Allowed in Fourth Quarter

1.	10/7/12 vs. Chicago	28
2.	12/20/98 at Minnesota	24
3.	Six times, last:	21
	12/24/17 at San Francisco	

Most Points in a Game, Both Teams

1.	12/6/15; Jaguars (39) at Tennessee (42)	81
2.	11/18/12; Jaguars (37) at Houston (43)	80
3.	12/24/17; Jaguars (33) at San Francisco (44)	77
	11/12/95; Jaguars (30) vs. Seattle (47)	77

Fewest Points in a Game, Both Teams

1.	12/2/18; Jaguars (6) vs. Indianapolis (0)	6
2.	9/18/06; Jaguars (9) vs. Pittsburgh (0)	9
	11/14/99; Jaguars (6) vs. Baltimore (3)	9
4.	9/18/05; Jaguars (3) at Indianapolis (10)	13
	9/19/04; Jaguars (7) vs. Denver (6)	13
	11/16/03; Jaguars (3) at Tennessee (10)	13
	9/17/00; Jaguars (13) vs. Cincinnati (0)	13
	9/3/95; Jaguars (3) vs. Houston (10)	13

Most Points in the First Quarter, Both Teams

1.	11/4/07; Jaguars (17) at New Orleans (17)	34
2.	10/15/17; Jaguars (14) vs. L.A. Rams (17)	31
3.	11/23/97; Jaguars (7) at Cincinnati (21)	28
4.	9/8/19; Jaguars (7) vs. Kansas City (17)	24
	11/23/08; Jaguars (7) vs. Minnesota (17)	24
	11/2/97; Jaguars (17) at Tennessee (7)	24

Most Points in the Second Quarter; Both Teams

1.	10/25/15; Jaguars (27) vs. Buffalo (10)	37
2.	12/11/11; Jaguars (28) vs. Tampa Bay (7)	35
	12/17/09; Jaguars (14) vs. Indianapolis (21)	35
4.	11/1/98; Jaguars (28) at Baltimore (6)	34
5.	10/25/98; Jaguars (7) at Denver (24)	31

Most Points in the Third Quarter; Both Teams

1.	11/24/19; Jaguars (8) at Tennessee (28)	36
2.	10/25/20; Jaguars (15) at L.A. Chargers (20)	35
3.	12/10/17; Jaguars (21) vs. Seattle (10)	31
4.	12/31/06; Jaguars (14) at Kansas City (14)	28
	12/12/10; Jaguars (21) vs. Oakland (7)	28

Most Points in the Fourth Quarter; Both Teams

1.	12/6/15; Jaguars (20) at Tennessee (21)	41
2.	12/23/00; Jaguars (15) at N.Y. Giants (21)	36
3.	12/24/17; Jaguars (14) at San Francisco (21)	35
	12/10/95; Jaguars (21) vs. Indianapolis (14)	35
5.	12/20/98; Jaguars (7) at Minnesota (24)	31

Most Touchdowns Scored in a Season

1.	2007	50
2.	2017	47
	1998	47
4.	2015	44
5.	1997	43

Most Touchdowns Scored in a Game

1.	vs. Indianapolis (W, 51-16, 12/13/15)	7
	vs. Oakland (W, 49-11, 12/23/07)	7
3.	Four times, last:	6
	at Tennessee (L, 42-39, 12/6/15)	

Most Touchdowns Allowed in a Season

1.	2020	54
2.	2013	53
3.	2015	51
4.	2010	50
5.	2012	48

Most Touchdowns Allowed in a Game

1.	11 times, last:	6
	at New England (L, 50-10, 1/2/22)	6

Most Extra Points Scored in a Season

1.	2007	46
2.	1998	45
3.	2010	41
	2006	41
	1997	41

Most Extra Points Scored in a Game

1.	12/23/07 vs. Oakland	7
2.	Four times, last:	6
	12/17/17 vs. Houston	

Most Extra Points Allowed in a Season

1.	2013	53
2.	2020	51
3.	2015	48
	2010	48
5.	2012	46



TEAM RECORDS

Most Extra Points Allowed in a Game

1.	Nine times, last: 12/8/19 at Tennessee	6
----	-------------------------------------------	---

Most Two-Point Conversions Scored in a Season

1.	1996	5
2.	1999, 2004, 2019	4

Most Two-Point Conversions Scored in a Game

1.	11/28/99 at Baltimore	2
	10/25/20 at L.A. Chargers	2

Most Two-Point Conversions Allowed in a Season

1.	2007	3
2.	Seven times, last: 2019	2

Most Two-Point Conversions Allowed in a Game

1.	In 25 games	1
----	-------------	---

Most Field Goals Scored in a Season

1.	2019	33
2.	1999	31
	1997	31
4.	2017	30
	1996	30

Most Field Goals Scored in a Game

1.	Five times, last: 10/10/10 at Buffalo	5
----	------------------------------------------	---

Most Field Goals Allowed in a Season

1.	2016	38
2.	2012	36
3.	2020	31
	2014	31
5.	1998	30
	2015	30

Most Field Goals Allowed in a Game

1.	12/1/02 vs. Pittsburgh	6
2.	10/8/00 vs. Baltimore	5
	9/22/96 at New England	5

Most Defensive TDs in a Season

1.	2017	7
2.	1999	4
3.	2015	3
	2014	3
	2011	3
	2008	3
	2007	3

Most Defensive TDs in a Game

1.	10/8/17 at Pittsburgh	2
	10/25/15 vs. Buffalo	2
	11/30/14 vs. New York Giants	2
	12/11/11 vs. Tampa Bay	2
	9/12/99 vs. San Francisco	2
2.	34 times, last: 12/6/20 vs. Minnesota	1

Most Opponent Defensive TDs in a Season

1.	2015	7
2.	2014	5
	2012	5
4.	1996	4
	2004	4
	2013	4

Most Opponent Defensive TDs in a Game

1.	12/17/06 at Tennessee	3
2.	10/26/14 vs. Miami	2
	12/30/12 at Tennessee	2
	10/7/12 vs. Chicago	2
	10/12/03 vs. Miami	2
	11/22/98 at Pittsburgh	2

Most Special Teams Return TDs in a Season

1.	2021	2
	1999	2
3.	14 seasons, last:	1

Most Special Teams Return TDs in a Game

1.	18 times, last: 9/26/21 vs. Arizona	1
----	----------------------------------------	---

Largest Margin of Victory

1.	12/3/00 vs. Cleveland (48-0)	48
2.	10/8/06 vs. New York Jets (41-0)	41
3.	12/17/17 vs. Houston (45-7)	38
	12/23/07 vs. Oakland (49-11)	38
	9/12/99 vs. San Francisco (41-3)	38

Largest Margin of Defeat

1.	12/17/95 at Detroit (44-0)	44
2.	10/11/09 at Seattle (41-0)	41
3.	12/20/98 at Minnesota (50-10)	40
4.	10/7/12 at Chicago (41-3)	38
5.	12/8/19 vs. Los Angeles Chargers (45-10)	35

Longest Scoring Drive (Yards)

1.	10/8/17 at Pittsburgh (3 plays, TD)	98
	10/31/99 at Cincinnati (9 plays, TD)	98
3.	11/11/18 at Indianapolis (5 plays, TD)	97
	9/3/00 at Cleveland (15 plays, TD)	97
5.	Three times, last: 12/5/17 vs. Cincinnati (15 plays, TD)	96

Longest Scoring Drive (Plays)

1.	12/16/07 at Pittsburgh (74 yards, TD)	20
2.	Six times, last: 10/20/13 vs. San Diego (68 yards, FG)	18

Longest Scoring Drive (Time)

1.	9/21/08 at Indianapolis (18 plays, 82 yds., FG)	12:18
2.	9/23/07 at Denver (18 plays, 80 yds., TD)	11:44
3.	12/2/07 at Indianapolis (16 plays, 84 yds., TD)	11:10
4.	10/7/07 at Kansas City (18 plays, 77 yds., FG)	10:55
5.	09/29/19 at Denver (16 plays, 75 yards, TD)	10:24

POSSESSION / FIRST DOWNS

Highest Time of Possession

1.	12/17/06 at Tennessee	44:22
2.	10/18/09 vs. St. Louis	42:12
3.	11/14/04 vs. Detroit	41:44

Highest Opponent Time of Possession

1.	9/16/12 vs. Houston	43:17
2.	12/28/14 at Houston	39:48
3.	11/1/09 at Tennessee	39:43

Lowest Time of Possession

1.	9/16/12 vs. Houston	16:43
2.	12/28/14 at Houston	20:12
3.	11/1/09 at Tennessee	20:17

Lowest Opponent Time of Possession

1.	12/17/06 at Tennessee	15:38
2.	10/18/09 vs. St. Louis	17:48
3.	11/14/04 vs. Detroit	18:16



TEAM RECORDS

Most First Downs - Season

1.	2017	332
2.	1999	331
3.	2010	330
4.	2007	328
5.	1995	325

Most First Downs - Game

1.	10/20/96 at St. Louis	36
2.	10/18/09 vs. St. Louis	33
3.	12/24/17 at San Francisco	32
4.	Four times, last: 9/20/20 at Tennessee	30

Fewest First Downs - Season

1.	2011	251
2.	2012	269
3.	2014	271
	2013	271
5.	2002	275

Fewest First Downs - Game

1.	12/30/18 at Houston	6
	12/26/04 vs. Houston	6
3.	9/14/14 at Washington	8
	9/19/04 vs. Denver	8

Most First Downs Allowed - Season

1.	2020	394
2.	2012	364
3.	2015	362
4.	2013	353
5.	2021	351

Most First Downs Allowed - Game

1.	11/18/12 at Houston	39
2.	9/27/15 at New England	35
3.	9/14/14 at Washington	32
	11/4/07 at New Orleans	32
	1/2/22 at New England	32
4.	Two times; last: 12/6/20 at Minnesota	30

Fewest First Downs Allowed - Season

1.	1999	248
2.	2000	252
3.	2017	257
4.	2006	259
5.	2011	272

Fewest First Downs Allowed - Game

1.	12/3/00 vs. Cleveland	2
2.	12/17/06 at Tennessee	5
3.	12/7/03 vs. Houston	7
4.	Three times, last: 11/5/17 vs. Cincinnati	8

Most First Downs, Both Teams - Game

1.	12/24/17, Jacksonville (32) at San Francisco (26)	58
2.	11/18/12, Jacksonville (17) at Houston (39) (OT)	56
3.	10/7/18, Jacksonville (29) at Kansas City (26)	55
4.	9/9/20, Jacksonville (30) at Tennessee (23)	53
	10/4/20, Jacksonville (25) at Cincinnati (28)	53

Fewest First Downs, Both Teams - Game

1.	11/14/99, Jaguars (9) vs. Baltimore (13)	22
2.	11/27/11, Jaguars (14) vs. Houston (9)	23
3.	9/3/95, Jaguars (10) vs. Houston (14)	24

Most First Downs Rushing - Season

1.	2010	148
2.	2007	127
	2006	127
4.	2003	118
5.	1999	116

Most First Downs Rushing - Game

1.	12/5/10 at Tennessee	16
	12/10/06 vs. Indianapolis	16
3.	1/2/11 at Houston	15
	11/28/10 at New York Giants	15
	12/3/00 vs. Cleveland	15

Fewest First Downs Rushing - Season

1.	2015	69
2.	2013	71
3.	2016	75
4.	2012	76
5.	2020	80
6.	2001, 2019	85

Fewest First Downs Rushing - Game

1.	9/29/13 vs. Indianapolis	0
2.	12 times, last: 10/13/19 vs. New Orleans	1

Most First Downs Passing - Season

1.	2015	215
2.	1996	208
3.	2016	207
4.	2020	205
5.	1999	194

Most First Downs Passing - Game

1.	10/20/96 at St. Louis	24
2.	9/16/18 vs. New England	22
	10/27/16 at Tennessee	22

Fewest First Downs Passing - Season

1.	2011	122
2.	2006	147
3.	1998	153
4.	2014	154
	1995	154

Fewest First Downs Passing - Game

1.	12/26/04 vs. Houston	2
	12/16/18 vs. Washington	2

Most First Downs, Penalty - Season

1.	2016	39
2.	2017	38
3.	2012	36
4.	2005	34
5.	2014	31

Most First Downs, Penalty - Game

1.	12/5/13 vs. Houston	7
	12/2/12 at Buffalo	7
3.	11/25/18 at Buffalo	6
	11/15/15 at Baltimore	6

Fewest First Downs, Penalty - Season

1.	2002	14
2.	2009	16
	2000	16
4.	1997	18
5.	2006	19



TEAM RECORDS

TOTAL NET YARDS

Most Net Yards Gained - Season

1.	2017	5,855
2.	1996	5,760
3.	2007	5,719
4.	2000	5,690
5.	1999	5,586

Most Net Yards Gained - Game

1.	10/20/96 at St. Louis	538
2.	9/20/98 vs. Baltimore	519
3.	10/22/17 at Indianapolis	518
4.	10/6/19 at Carolina	507
5.	9/30/18 vs. N.Y. Jets	503

Fewest Net Yards Gained - Season

1.	2011	4,149
2.	1995	4,495
3.	2014	4,634
4.	2013	4,701
5.	2012	4,788

Fewest Net Yards Gained - Game

1.	9/16/12 vs. Houston	117
2.	12/30/18 at Houston	119
3.	12/26/04 vs. Houston	126
4.	11/14/99 vs. Baltimore	132
5.	9/3/95 vs. Houston	146

Most Net Yards Allowed - Season

1.	2020	6,683
2.	2012	6,088
3.	2013	6,070
4.	2019	6,007
5.	2015	6,000

Most Net Yards Allowed - Game

1.	11/18/12 at Houston	653
2.	11/4/07 at New Orleans	538
3.	12/27/15 at New Orleans	537
4.	9/25/00 at Indianapolis	533
5.	9/21/14 vs Indianapolis	529

Fewest Net Yards Allowed - Season

1.	1999	4,334
2.	2006	4,538
3.	2017	4,578
4.	2005	4,655
5.	2003	4,657

Fewest Net Yards Allowed - Game

1.	12/3/00 vs. Cleveland	53
2.	12/17/06 at Tennessee	98
3.	12/7/03 vs. Houston	124
4.	10/24/11 vs. Baltimore	146
5.	11/5/17 vs. Cincinnati	148

Most Net Yards Gained, Both Teams - Season

1.	2020	11,901
2.	2015	11,581
3.	2019	11,475
4.	2010	11,409
5.	2009	11,022

Most Net Yards Gained, Both Teams - Game

1.	11/18/12, Jaguars (458) at Houston (653)	1,111
2.	11/4/07, Jaguars (432) at New Orleans (538)	970
3.	10/6/19, Jaguars (507) at Carolina (445)	952
4.	12/27/15, Jaguars (412) at New Orleans (537)	949
5.	10/4/20, Jaguars (439) at Cincinnati (505)	943

Fewest Net Yards Gained, Both Teams - Season

1.	2011	9,157
2.	2005	9,804
3.	2018	9,815
4.	2001	9,910
5.	1999	9,920

Fewest Net Yards Gained, Both Teams - Game

1.	10/24/11, Jaguars (205) vs. Baltimore (146)	351
2.	11/14/99, Jaguars (132) vs. Baltimore (242)	374
3.	9/3/95, Jaguars (146) vs. Houston (240)	386
4.	10/3/99, Jaguars (204) at Pittsburgh (216)	420
5.	12/23/18, Jaguars (244) at Miami (183)	427

PASSING

Most Net Yards Passing - Season

1.	1996	4,110
2.	2015	4,108
3.	2019	3,760
4.	2016	3,728
5.	1997	3,704

Most Net Yards Passing - Game

1.	10/20/96 at St. Louis	420
2.	9/22/96 at New England (OT)	413
3.	10/7/18 at Kansas City	401
4.	12/24/17 at San Francisco	380
5.	9/30/18 vs. N.Y. Jets	377

Fewest Net Yards Passing - Season

1.	2011	2,179
2.	2002	2,762
3.	1995	2,790
4.	2006	2,882
5.	2014	3,001

Fewest Net Yards Passing - Game

1.	12/16/18 vs. Washington	20
2.	12/26/04 vs. Houston	31
3.	9/3/95 vs. Houston	45
4.	9/16/12 vs. Houston	52
	9/26/10 vs. Philadelphia	52

Most Net Yards Passing Allowed - Season

1.	2015	4,291
2.	2020	4,231
3.	2010	4,004
4.	2013	3,962
5.	2014	3,899

Most Net Yards Passing Allowed - Game

1.	11/18/12 at Houston	504
2.	9/25/00 at Indianapolis	440
3.	11/4/07 at New Orleans	435
4.	12/27/15 at New Orleans	402
5.	11/17/13 vs. Arizona	402

Fewest Net Yards Passing Allowed - Season

1.	2017	2,718
2.	1999	2,890
3.	2005	2,946
4.	2006	3,078
5.	2018	3,113

Fewest Net Yards Passing Allowed - Game

1.	12/3/00 vs. Cleveland	-9
2.	10/8/06 vs. New York Jets	45
3.	9/24/17 vs. Baltimore	52
4.	12/7/03 vs. Houston	54
5.	12/17/06 at Tennessee	57



TEAM RECORDS

Most Net Yards Passing, Both Teams - Season

1.	2015	8,399
2.	2020	7,930
3.	2019	7,538
4.	1996	7,414
5.	2013	7,403

Most Net Yards Passing, Both Teams - Game

1.	11/18/12, Jaguars (372) at Houston (504)	876
2.	11/4/07, Jaguars (344) at New Orleans (435)	779
3.	12/27/15, Jaguars (347) at New Orleans (402)	749
4.	9/8/19, Jaguars (347) vs. Kansas City (378)	725
5.	10/7/18, Jaguars (401) at Kansas City (298)	699

Fewest Net Yards Passing, Both Teams - Season

1.	2011	5,520
2.	2006	5,960
3.	2002	6,026
4.	2005	6,136
5.	2018	6,222

Fewest Net Yards Passing, Both Teams - Game

1.	9/3/95, Jaguars (45) vs. Houston (80)	125
2.	12/26/04, Jaguars (31) vs. Houston (114)	145
3.	12/18/18, Jaguars (20) vs. Washington (136)	156
4.	10/8/16, Jaguars (131) vs. Washington (45)	176
5.	10/3/99, Jaguars (80) at Pittsburgh (99)	179

Most Gross Yards Passing - Season

1.	2015	4,428
2.	1996	4,367
3.	2019	4,023
4.	2020	3,955
5.	2000	3,947

Most Gross Yards Passing - Game

1.	9/22/96 at New England (OT)	432
2.	10/7/18 at Kansas City	430
3.	10/20/96 at St. Louis	421
4.	9/30/18 vs. N.Y. Jets	388
5.	9/10/00 at Baltimore	386

Fewest Gross Yards Passing - Season

1.	2011	2,510
2.	2002	3,019
3.	2006	3,060
4.	1995	3,144
5.	2004	3,315

Fewest Gross Yards Passing - Game

1.	12/26/04 vs. Houston	54
2.	12/16/18 vs. Washington	57
3.	9/3/95 vs. Houston	69
4.	12/8/02 vs. Cleveland	73
5.	9/16/12 vs. Houston	76

Most Gross Yards Passing Allowed - Season

1.	2015	4,528
2.	2020	4,322
3.	2010	4,193
4.	2013	4,187
5.	2014	4,174

Most Gross Yards Passing Allowed - Game

1.	11/18/12 at Houston	527
2.	11/4/07 at New Orleans	445
3.	9/25/00 at Indianapolis	440
4.	11/17/13 vs. Arizona	419
5.	12/27/15 at New Orleans	412

Fewest Gross Yards Passing Allowed - Season

1.	2017	3,074
2.	2005	3,223
3.	1999	3,263
4.	2006	3,278
5.	2018	3,354

Fewest Gross Yards Passing Allowed - Game

1.	12/3/00 vs. Cleveland	33
2.	9/24/17 vs. Baltimore	64
3.	10/8/06 vs. New York Jets	71
	12/7/03 vs. Houston	71
5.	9/9/07 vs. Tennessee	78

Most Passing Attempts - Season

1.	2016	626
2.	2020	616
3.	2015	607
4.	2021	604
5.	2013	592

Most Passing Attempts - Game

1.	10/7/18 at Kansas City	61
2.	12/13/20 vs. Tennessee	54
	10/27/16 at Tennessee	54
	10/10/04 at San Diego	54
5.	10/18/15 vs. Houston	53

Fewest Passing Attempts - Season

1.	2006	446
2.	2002	462
3.	1998	463
4.	Three times:	469
	2007, 2010, 2011	

Fewest Passing Attempts - Game

1.	10/13/02 at Tennessee	13
2.	10/8/17 at Pittsburgh	14
	12/10/06 vs. Indianapolis	14
	12/8/02 vs. Cleveland	14
5.	9/29/02 vs. N.Y. Jets	15

Most Passing Attempts, Opponent - Season

1.	2015	602
2.	1998	577
3.	2016	551
	2013	551
5.	2001	544

Most Passing Attempts, Opponent - Game

1.	12/5/13 vs. Houston	58
2.	10/8/17 at Pittsburgh	55
	11/18/12 at Houston	55
4.	12/2/18 vs. Indianapolis	52
5.	11/10/02 vs. Washington	51

Fewest Passing Attempts, Opponent - Season

1.	2000	458
2.	2008	465
3.	2005	482
4.	2004	497
5.	2018	499

Fewest Passing Attempts, Opponent - Game

1.	1/3/10 at Cleveland	11
2.	12/30/12 at Tennessee	15
	12/17/06 at Tennessee	15
4.	Three times, last:	16
	10/1/00 vs. Pittsburgh	



TEAM RECORDS

Most Pass Completions - Season

1.	2020	387
2.	2016	369
3.	2019	364
4.	2013	361
	2021	361

Most Pass Completions - Game

1.	10/20/96 at St. Louis	37
2.	10/10/04 at San Diego	36
3.	10/7/18 at Kansas City	33
	10/27/17 at Tennessee	33
	11/17/19 at Indianapolis	33

Fewest Pass Completions - Season

1.	2011	240
2.	2006	266
3.	2002	268
4.	1998	269
5.	1995	275

Fewest Pass Completions - Game

1.	10/13/02 at Tennessee	7
	10/28/07 at Tampa Bay	7
2.	3 times, last:	8
	10/8/17 at Pittsburgh	

Most Pass Completions, Opponent - Season

1.	2015	390
2.	2021	377
3.	2020	370
4.	2014	355
5.	2013	354

Most Pass Completions, Opponent - Game

1.	11/18/12 at Houston	43
2.	9/13/20 vs. Indianapolis	36
3.	11/4/07 at New Orleans	35
4.	11/15/15 at Baltimore	34
	10/31/10 at Dallas	34

Fewest Pass Completions, Opponent - Season

1.	2000	258
2.	2005	285
3.	2017	289
4.	1996	290
5.	1999	291

Fewest Pass Completions, Opponent - Game

1.	1/3/10 at Cleveland	7
	12/3/00 vs. Cleveland	7
	11/17/96 at Pittsburgh	7

Most Touchdown Passes - Season

1.	2015	35
2.	2007	28
3.	2010	26
4.	2020	25
5.	Three times:	24
	1998, 2016, 2019	

Most Touchdown Passes - Game

1.	12/6/15 at Tennessee	5
2.	Nine times, last:	4
	9/16/18 vs. New England	

Most Touchdown Passes, Opponent - Season

1.	2020	34
2.	2013, 2015	29
3.	1995, 2009, 2010	28

Most Touchdown Passes, Opponent - Game

1.	9/22/13 at Seattle	5
	11/18/12 at Houston	5
	9/10/00 at Baltimore	5
	12/26/99 at Tennessee	5
2.	12 times, last:	4
	9/9/20 at Tennessee	

Most Interceptions Thrown - Season

1.	2013, 2019	21
2.	1996	20
3.	2015, 2014	18

Most Interceptions Thrown - Game

1.	10/20/96 at St. Louis	5
2.	Seven times, last:	4
	11/22/20 vs. Pittsburgh	

Fewest Interceptions Thrown - Season

1.	2005	6
2.	2007, 2019	8
3.	1997, 2002	9
4.	2009	10

Most Interceptions Thrown, Opponent - Season

1.	2017	21
2.	2006, 2007	20
3.	1999, 2005	18
4.	2011	17
5.	2004	16

Most Interceptions Thrown, Opponent - Game

1.	10/8/17 at Pittsburgh	5
2.	10/31/10 at Dallas	4

Fewest Interceptions Thrown, Opponent - Season

1.	2014	6
2.	2016	7
3.	2021	7
4.	2015	9
5.	2019	10

Most Times Sacked - Season

1.	2014	71
2.	2001	63
3.	1995	57
4.	2000	54
5.	2018	53

Most Times Sacked - Game

1.	9/14/14 at Washington	10
2.	1/3/16 at Houston	8
	12/14/14 at Baltimore	8
	12/16/01 at Cleveland	8
	12/9/01 at Cincinnati	8

Most Times Sacked, Opponent - Season

1.	1999	57
2.	2017	55
3.	1997	48
4.	2005, 2019	47

Most Times Sacked, Opponent - Game

1.	9/10/17 at Houston	10
	10/22/17 at Indianapolis	10
3.	9/19/19 vs. Tennessee	9
	11/7/99 at Atlanta	9



TEAM RECORDS

Fewest Times Sacked - Season

1.	2017	24
2.	2003	28
3.	2006	30
4.	2007	31
5.	2004, 2005, 2021	32

Fewest Times Sacked, Opponent - Season

1.	2009	14
2.	1995	17
3.	2020	18
4.	2012	20
5.	2003	24

Most Consecutive Games with a Passing TD

1.	12/18/14 vs. Ten. - 12/27/15 at N.O.	17
2.	9/10/95 at Cin. - 12/10/95 vs. Indianapolis	13
3.	11/30/03 vs. T.B. - 10/24/04 at Ind.	12

Most Consecutive Games with a Passing TD, Opponent

1.	9/13/20 vs. Ind. - 1/3/21 at Ind.	16
2.	12/16/07 at Pit. - 11/16/08 vs. Ten.	13
	9/20/98 vs. Bal. - 12/20/98 at Minn.	13

Most 300-Yard Passing Games by an Individual - Season

1.	2015 (B. Bortles)	6
2.	1996 (M. Brunell)	6
3.	2016 (B. Bortles)	5
4.	2018 (B. Bortles)	4
5.	2017 (B. Bortles)	4

RUSHING

Most Rushing Yards - Season

1.	2006	2,541
2.	2010	2,395
3.	2007	2,391
4.	2017	2,262
5.	1998	2,102

Most Rushing Yards - Game

1.	12/10/06 vs. Indianapolis	375
2.	9/29/19 at Denver	269
3.	12/5/10 at Tennessee	258
4.	10/14/07 vs. Houston	244
	12/3/00 vs. Cleveland	244

Fewest Rushing Yards - Season

1.	2013	1,260
2.	2012	1,369
3.	2015	1,473
4.	2020	1,519

Fewest Rushing Yards - Game

1.	10/2/05 vs. Denver	12
2.	9/14/14 at Washington	25
3.	10/1/00 vs. Pittsburgh	26
4.	11/17/19 at Indianapolis	29
	9/22/96 at New England (OT)	29

Most Rushing Yards Allowed - Season

1.	2020	2,452
2.	2012	2,256
3.	2019	2,229
4.	2021	2,127
5.	2013	2,108

Most Rushing Yards Allowed - Game

1.	11/1/09 at Tennessee	305
2.	10/6/19 at Carolina	285
3.	9/9/07 vs. Tennessee	282
4.	1/3/21 at Indianapolis	273
5.	Two times, last: 11/17/19 at Indianapolis	264

Fewest Rushing Yards Allowed - Season

1.	2003	1,406
2.	1999	1,444
3.	2006	1,460
4.	2007	1,605
5.	2001	1,611

Fewest Rushing Yards Allowed - Game

1.	10/7/07 at Kansas City	10
2.	11/20/16 at Detroit	14
	11/17/13 vs. Arizona	14
4.	11/20/06 vs. N.Y. Giants	25
5.	Two times, last: 11/18/18 vs. Pittsburgh	26

Most Rushing Yards, Both Teams - Season

1.	2010	4,340
2.	2002	4,160
3.	2017	4,122
4.	1998	4,102
5.	2006	4,001

Most Rushing Yards, Both Teams - Game

1.	11/1/09, Jaguars (217) at Tennessee (305)	522
2.	1/2/11, Jaguars (198) at Houston (244)	442
3.	10/6/19, Jaguars (149) at Carolina (285)	434
4.	10/1/17, Jaguars (175) at N.Y. Jets (256)	431
5.	10/30/05, Jaguars (221) at St. Louis (200)	421

Fewest Rushing Yards, Both Teams - Season

1.	2015	3,182
2.	2001	3,211
3.	2016	3,334
4.	2013	3,368
5.	1996	3,431

Fewest Rushing Yards, Both Teams - Game

1.	11/17/13, Jaguars (32) vs. Arizona (14)	46
2.	11/20/16, Jaguars (83) at Detroit (14)	97
3.	12/3/01, Jaguars (62) vs. Green Bay (37)	99
4.	11/20/05, Jaguars (49) at Tennessee (63)	112
5.	12/2/18, Jaguars (79) vs. Indianapolis (41)	120

Most Rushing Attempts - Season

1.	2017	527
2.	2007	522
3.	1999	514
4.	2006	513
5.	2010	512

Most Rushing Attempts - Game

1.	12/5/10 at Tennessee	53
2.	11/14/04 vs. Detroit	50
3.	9/21/08 at Indianapolis	48
4.	Four times, last: 9/11/11 vs. Tennessee	47

Fewest Rushing Attempts - Season

1.	2020	337
2.	2015	354
3.	2012	358
4.	2014	360
5.	2001	372



TEAM RECORDS

Fewest Rushing Attempts - Game

1.	11/17/19 at Indianapolis	9
2.	9/14/14 at Washington	10

Most Rushing Attempts, Opponent - Season

1.	2012	545
2.	2020	517
3.	2013	507
4.	1995	504
5.	2014	499

Most Rushing Attempts, Opponent - Game

1.	1/3/10 at Cleveland	49
	11/1/09 at Tennessee	49
	9/9/07 vs. Tennessee	49
4.	9/16/12 vs. Houston	48
5.	12/2/12 at Buffalo	46

Fewest Rushing Attempts, Opponent - Season

1.	1999	373
2.	2007	390
3.	2010	416
4.	2006	420
5.	2008	428

Fewest Rushing Attempts, Opponent - Game

1.	10/7/07 at Kansas City	10
2.	11/18/18 vs. Pittsburgh	11
	11/7/99 at Atlanta	11
4.	10/24/11 vs. Baltimore	12
5.	9/11/11 vs. Tennessee	13
	10/5/03 vs. San Diego	13

Highest Rushing Average - Season

1.	2006	4.95
2.	2010	4.68
3.	2002	4.59
4.	2007	4.58
5.	2009, 2014	4.54

Highest Rushing Average - Game

1.	11/1/09 at Tennessee (16 att., 217 yds.)	13.56
2.	10/14/07 vs. Houston (26 att., 244 yds.)	9.38
3.	12/10/06 vs. Indianapolis (43 att., 375 yds.)	8.93
4.	12/28/14 at Houston (14 att., 121 yds.)	8.64
5.	10/12/1998 vs. Miami (23 att., 183 yds.)	8.09

Lowest Rushing Average - Season

1.	2013	3.33
2.	1997	3.79
3.	2012	3.82
4.	1996	3.83
5.	2005	3.90

Lowest Rushing Average - Game

1.	10/2/05 vs. Denver (11 att., 12 yds)	1.09
2.	9/22/97 vs. Pittsburgh (26 att., 40 yds.)	1.54
3.	11/20/05 at Tennessee (30 att., 49 yds.)	1.63
4.	10/1/00 vs. Pittsburgh (16 att., 26 yds.)	1.63
5.	9/15/13 at Oakland (19 att., 34 yds.)	1.79

Highest Rushing Average, Opponent - Season

1.	2019	5.12
2.	2020	4.74
3.	2010	4.68
4.	1998	4.44
5.	2017	4.34

Highest Rushing Average, Opponent - Game

1.	10/6/19 at Carolina (27 att., 285 yds.)	10.56
2.	12/6/18 at Tennessee (32 att., 264 yds.)	8.25
3.	10/1/17 at N.Y. Jets (32 att., 256 yds.)	8.00
4.	1/3/21 at Indianapolis (37 att., 273 yds.)	7.40
5.	11/17/19 at Indianapolis (36 att., 264 yds.)	7.33

Lowest Rushing Average, Opponent - Season

1.	2003	3.18
2.	2001	3.43
3.	2006	3.48
4.	2015	3.68
5.	1997	3.81

Lowest Rushing Average, Opponent - Game

1.	11/17/13 vs. Arizona (24 att., 14 yds.)	0.58
2.	11/20/16 at Detroit (21 att., 14 yds.)	0.67
3.	10/7/07 at Kansas City (10 att., 10 yds.)	1.00
4.	11/8/15 at N.Y. Jets (28 att., 29 yds.)	1.04
5.	9/14/03 vs. Buffalo (32 att., 43 yds.)	1.34

Most Rushing Touchdowns - Season

1.	2006	23
2.	1997, 1999	20
3.	1998, 2002, 2009	19

Most Rushing Touchdowns, Opponent - Season

1.	2019, 2020	23
2.	2021	22
3.	2013	20

Most Rushing Touchdowns - Game

1.	12/3/00 vs. Cleveland	5
2.	10/12/97 vs. Philadelphia	5

Most Rushing Touchdowns, Opponent - Game

1.	Six times, last: 11/24/19 at Tennessee	4
----	-------------------------------------------	---

Most 100-Yard Rushing Games, Individual - Season

1.	2000	9
2.	2003, 2010	7
3.	1998, 2011	6

Most Consecutive Games with a Rushing TD

1.	11/12/06 vs. HOU - 12/31/06 at K.C. 11/21/99 vs. N.O. - 9/3/00 at CLE	8
3.	11/11/07 at TEN - 12/23/07 vs. OAK 9/8/02 vs. IND - 10/27/02 vs. HOU	7

Most Consecutive Games with a Rushing TD, Opponent

1.	12/20/15 vs. ATL - 10/27/16 at TEN	10
2.	11/17/02 vs. WAS - 12/29/02 at IND 10/28/01 at BAL - 12/9/01 at CIN	7

RECEIVING

Most Receptions

1.	2020	387
2.	2016	369
3.	2019	364
4.	2021	363
5.	2015	355

Most Receptions - Game

1.	10/20/96 at St. Louis	37
2.	10/10/04 at San Diego	36
3.	11/17/19 at Indianapolis 10/7/18 at Kansas City 10/27/16 at Tennessee	33



TEAM RECORDS

Fewest Receptions - Season

1.	2011	240
2.	2006	266
3.	2002	268
4.	1998	269
5.	1995	275

Fewest Receptions - Game

1.	10/13/02 at Tennessee	7
	10/28/07 at Tampa Bay	7
3.	10/8/17 at Pittsburgh	8
	12/10/06 vs. Indianapolis	8
	9/19/04 vs. Denver	8

Most Receptions, Opponent - Season

1.	2015	390
2.	2020	370
3.	2014	355
4.	2001, 2013	354

Most Receptions, Opponent - Game

1.	11/18/12 at Houston	43
2.	9/13/20 vs. Indianapolis	36
3.	11/4/07 at New Orleans	35
4.	11/15/15 at Baltimore	34
	10/31/10 at Dallas	34

Fewest Receptions, Opponent - Season

1.	2000	258
2.	2005	285
3.	2017	289
4.	1996	290

Fewest Receptions, Opponent - Game

1.	1/3/10 at Cleveland	7
	12/3/00 vs. Cleveland	7
	11/17/96 at Pittsburgh	7
4.	Three times, last:	8
	11/25/18 at Buffalo	

Most Receiving Yards - Season

1.	2015	4,428
2.	1996	4,367
3.	2019	4,023
4.	2020	3,955
5.	2000	3,947

Most Receiving Yards - Game

1.	9/22/96 at New England (OT)	432
2.	10/7/18 at Kansas City	430
3.	10/20/96 at St. Louis	421
4.	9/30/18 vs. New York Jets	388
5.	9/10/00 at Baltimore	386

Fewest Receiving Yards - Season

1.	2011	2,510
2.	2002	3,019
3.	2006	3,060
4.	1995	3,144
5.	2004	3,315

Fewest Receiving Yards - Game

1.	12/26/04 vs. Houston	54
2.	12/16/18 vs. Washington	57
3.	9/3/95 vs. Houston	69
4.	12/8/02 vs. Cleveland	73
5.	9/16/12 vs. Houston	76

Most Receiving Yards, Opponent - Season

1.	2015	4,528
2.	2020	4,231
3.	2010	4,193
4.	2013	4,187
5.	2014	4,174

Most Receiving Yards, Opponent - Game

1.	11/18/12 at Houston	527
2.	11/4/07 at New Orleans	445
3.	9/25/00 at Indianapolis	440
4.	11/17/13 vs. Arizona	419
5.	12/27/15 at New Orleans	412

Fewest Receiving Yards, Opponent - Season

1.	2017	3,074
2.	2005	3,223
3.	1999	3,263
4.	2006	3,278
5.	2018	3,354

Fewest Receiving Yards, Opponent - Game

1.	12/3/00 vs. Cleveland	33
2.	9/24/17 vs. Baltimore	64
3.	10/8/06 vs. N.Y. Jets	71
	12/7/03 vs. Houston	71
5.	9/9/07 at Tennessee	78

Most Receiving Touchdowns - Season

1.	2015	35
2.	2007	28
3.	2010	26
4.	2020	25

Most Receiving Touchdowns - Game

1.	12/6/15 at Tennessee	5
2.	Nine times, last:	4
	9/16/18 vs. New England	

Most Receiving Touchdowns, Opponent - Season

1.	2020	34
2.	2013, 2015	29
3.	1995, 2009, 2010	28
4.	2008	25

Most Receiving Touchdowns, Opponent - Game

1.	9/22/13 at Seattle	5
	11/18/12 at Houston	5
	12/26/99 at Tennessee	5
	9/10/00 at Baltimore	5

Highest Receiving Average - Season

1.	1997, 2015	12.5
2.	1996, 1998	12.4
3.	2007	12.1

Highest Receiving Average - Game

1.	11/9/97 vs. Kansas City	22.1
2.	11/18/12 at Houston	21.0
3.	12/28/98 vs. Pittsburgh	19.2
4.	9/22/96 at New England	18.8
5.	10/22/17 at Indianapolis	18.3

Highest Receiving Average, Opponent - Season

1.	2000	13.2
2.	2008, 2010	12.7
3.	2019	12.5

Highest Receiving Average, Opponent - Game

1.	11/16/97 vs. Tennessee	20.4
2.	11/25/18 at Buffalo	20.0



TEAM RECORDS

Most 100-Yard Receiving Games by an Individual - Season

1.	1999, 2000	12
2.	1997	10

PUNTING

Most Punts - Season

1.	2011	99
2.	2013	95
3.	2014	94
4.	2012	91
5.	2017	87

Most Punts - Game

1.	9/8/13 vs. Kansas City	11
2.	11/16/08 vs. Tennessee	10
3.	13 times, last: 12/30/18 vs. Pittsburgh	9

Fewest Punts - Season

1.	2007	54
2.	2010	57
3.	2020	65
4.	1997	66
5.	2008	67

Most Punting Yards - Season

1.	2014	4,464
2.	2012	4,353
3.	2013	4,338
4.	2011	4,147
5.	2018	3,872

Highest Punting Average - Season

1.	2012	47.3
2.	2020	46.9
3.	2019	46.8
4.	2016	46.6
5.	2014	46.5
6.	2021	46.3

Highest Punting Average - Game

1.	9/11/16 vs. Green Bay	62.5
2.	9/21/08 at Indianapolis	60.0
3.	12/29/19 vs. Indianapolis	59.0
4.	12/23/12 vs. New England	56.3

RETURNS

Most Kickoff Returns - Season

1.	2010	80
2.	1995, 2008	74
3.	1996, 2003	67

Most Kickoff Returns - Game

1.	12/17/95 at Detroit	9
2.	12/1/02 vs. Pittsburgh	8
	11/12/95 vs. Seattle	8

Most Kickoff Return Yards - Season

1.	2010	1,903
2.	2008	1,678
3.	1995	1,532
4.	2009	1,492
5.	1996	1,463

Most Kickoff Return Yards - Game

1.	10/25/98 at Denver	223
2.	12/17/95 at Detroit	209
3.	12/26/99 at Tennessee	198
4.	9/28/14 at San Diego	189
5.	12/3/95 at Denver	181

Most Kickoff Return Yards, Opponent - Season

1.	1998	1,858
2.	1997	1,730
3.	2000	1,523
4.	2005	1,327
5.	2007	1,323

Most Kickoff Return Yards, Opponent - Game

1.	12/30/07 at Houston	234
2.	12/10/00 vs. Arizona	213
3.	10/10/10 at Buffalo	201
4.	11/20/05 at Tennessee	196
5.	1/1/06 vs. Tennessee	184

Highest Kickoff Return Average - Season

1.	2013	25.9
2.	2014	24.0
3.	2019	24.2
4.	2005	23.9

Highest Kickoff Return Average - Game (min. 4 returns)

1.	11/4/07 at New Orleans	40.5
2.	10/10/10 at Buffalo	36.3
3.	11/17/13 vs. Arizona	36.0
4.	9/7/08 at Tennessee	34.5
5.	9/12/10 vs. Denver	34.3

Most Touchdowns, Kickoff Return - Game

1.	Nine times, last: 9/19/21 vs. Denver	1
----	-----------------------------------------	---

Most Touchdowns, Kickoff Return, Opponent - Game

1.	12/30/07 at Houston	2
2.	Six times, last: 10/15/17 vs. L.A. Rams	1

Most Punt Returns - Season

1.	2005	53
2.	2000	46
3.	1998, 1999, 2006	45

Most Punt Returns - Game

1.	11/12/17 vs. L.A. Chargers	7
	12/26/10 vs. Washington	7
	12/18/05 vs. San Francisco	7
	11/13/05 vs. Baltimore	7
	12/3/00 vs. Cleveland	7

Most Punt Return Yards - Season

1.	1998	581
2.	1999	462
3.	2005	415
4.	1997	412
5.	2004	405

Highest Punt Return Average - Season

1.	1998	12.9
2.	2020	11.8
3.	2015	11.6
4.	1997, 2020	11.4
5.	2002, 2003	11.1

Highest Punt Return Average - Game (min. 3)

1.	9/13/98 vs. Kansas City	44.7
2.	11/15/20 at Green Bay	37.7
3.	11/5/17 vs. Cincinnati	29.3
4.	12/16/18 vs. Washington	28.0



TEAM RECORDS

INTERCEPTIONS

Most Interceptions - Season

1.	2017	21
2.	2006, 2007	20
3.	1999, 2005	19

Most Interceptions - Game

1.	10/8/17 at Pittsburgh	5
2.	10/31/10 at Dallas	4

Most Interceptions, Opponent - Season

1.	2010, 2013	21
2.	1996	20
3.	2014, 2015	18

Most Interceptions, Opponent - Game

1.	10/20/96 at St. Louis	5
2.	12/12/22 at Tennessee	4
	11/22/20 vs. Pittsburgh	4
	10/7/18 at Kansas City	4
	9/18/11 at N.Y. Jets	4
	11/21/10 vs. Cleveland	4
	9/19/10 at San Diego	4
	11/12/06 vs. Houston	4
	12/17/95 at Detroit	4

Most Interception Return Yards - Season

1.	1999	330
2.	2017	294
3.	2006	280
4.	2007	237

Most Interception Return Yards - Game

1.	11/5/06 vs. Tennessee	110
2.	10/8/17 at Pittsburgh	103
3.	9/12/99 vs. San Francisco	93

Most Interceptions Returned for a TD - Season

1.	1999	3
2.	2005, 2007, 2008, 2017, 2018	2

Most Interceptions Returned for a TD - Game

1.	10/8/17 at Pittsburgh	2
2.	19 times, last: 12/6/20 at Minnesota	1

Most Interceptions Returned for a TD, Opponent - Season

1.	2012	5
2.	2014, 2015	4
3.	1996, 1998, 2013, 2016	3

Most Interceptions Returned for a TD, Opponent - Game

1.	10/26/14 vs. Miami	2
	12/30/12 at Tennessee	2
	10/7/12 at Chicago	2
	12/17/06 at Tennessee	2
	11/22/98 at Pittsburgh	2
6.	31 times, last: 9/26/21	1

SACKS

Most Sacks - Season

1.	1999	57
2.	2017	55
3.	1997	48
4.	2019	47
	2005	47

Most Sacks - Game

1.	10/22/17 at Indianapolis	10.0
	9/10/17 at Houston	10.0
3.	9/19/19 vs. Tennessee	9.0
	11/7/99 at Atlanta	9.0

Most Sacks, Opponent - Season

1.	2014	71
2.	2001	63
3.	1995	57
4.	2000	54
5.	2018	53

Most Sacks, Opponent - Game

1.	9/14/14 at Washington	10
2.	1/3/16 at Houston	8
	12/14/14 at Baltimore	8
	12/16/01 at Cleveland	8
	12/9/01 at Cincinnati	8

Most Sack Yards - Season

1.	1999	373
2.	2017	356
3.	1997	331
4.	2019	310
5.	2001	298

Most Sack Yards - Game

1.	10/22/17 at Indianapolis	64
2.	11/7/99 at Atlanta	63
3.	9/19/19 vs. Tennessee	55
4.	9/10/17 at Houston	54
5.	12/21/97 at Oakland	52

Most Sack Yards, Opponent - Season

1.	2014	450
2.	2001	430
3.	1995	354
4.	2011	331
5.	2012	327

Most Sack Yards, Opponent - Game

1.	10/25/98 at Denver	71
2.	9/14/14 at Washington	70
3.	12/14/14 at Baltimore	63
4.	9/7/08 at Tennessee	59
5.	1/3/16 at Houston	56

PENALTIES

Most Penalties - Season

1.	2019	132
2.	2006	129
3.	1996	127

Most Penalties - Game

1.	9/22/96 at New England (OT)	17
2.	12/1/19 vs. Tampa Bay	16
3.	10/13/96 at N.Y. Jets	15
	10/2/05 vs. Denver	15

Fewest Penalties - Season

1.	2009	70
2.	2014	73
3.	2007	76

Fewest Penalties - Game

1.	12/1/02 vs. Pittsburgh	0
2.	Six times, last: 1/1/12 vs. Indianapolis	1



TEAM RECORDS

Most Yards Penalized - Season

1.	2016	1,187
2.	2019	1,165
3.	2018	1,112

Most Yards Penalized - Game

1.	9/22/96 at New England	148
2.	10/2/16 vs. Indianapolis	145
3.	10/2/19 at Cincinnati	130

Fewest Yards Penalized - Season

1.	2009	542
2.	2014	573
3.	2007	594

Fewest Yards Penalized - Game

1.	12/1/02 vs. Pittsburgh	0
2.	12/22/96 vs. Atlanta	3
3.	Three times, last: 12/27/09 at New England	5

Most Penalties, Opponent - Season

1.	2005	130
2.	2004	118
3.	2014	115

Most Penalties, Opponent - Game

1.	1/1/06 vs. Tennessee	18
2.	12/17/17 vs. Houston	14
	12/5/13 vs. Houston	14
	11/26/95 vs. Cincinnati	14



INDIVIDUAL RECORDS

SERVICE

Seasons

1.	Brad Meester (2000-13)	14
2.	Mercedes Lewis (2006-17)	12
3.	Josh Scobee (2004-14)	11
	Fred Taylor (1998-2008)	11
	Jimmy Smith (1995-2005)	11
6.	Rashean Mathis (2003-12)	10
7.	Mark Brunell (1995-2003)	9
	Donovin Darius (1998-2006)	9
	David Garrard (2002-10)	9
	Greg Jones (2004-12)	9
	Rob Meier (2000-08)	9
	Daryl Smith (2004-12)	9
	Paul Spicer (2000-08)	9
	Maurice Williams (2001-09)	9
15.	Tony Brackens (1996-2003)	8
	Kyle Brady (1999-2006)	8
	John Henderson (2002-09)	8
	Maurice Jones-Drew (2006-13)	8
	Vince Manuwai (2003-10)	8
	Joe Zelenka (2001-08)	8

Games Played

1.	Brad Meester (2000-13)	209
2.	Jimmy Smith (1995-2005)	171
3.	Mercedes Lewis (2006-17)	170
4.	Josh Scobee (2004-14)	168
5.	Fred Taylor (1998-2008)	140
6.	Rob Meier (2000-08)	138
7.	Rashean Mathis (2003-12)	137
8.	Joe Zelenka (2001-08)	128
9.	Daryl Smith (2004-12)	126
10.	John Henderson (2002-09)	124

Games Started

1.	Brad Meester (2000-13)	209
2.	Mercedes Lewis (2006-17)	157
3.	Jimmy Smith (1995-2005)	150
4.	Fred Taylor (1998-2008)	136
5.	Rashean Mathis (2003-12)	129
6.	Daryl Smith (2004-12)	124
7.	John Henderson (2002-09)	120
8.	Mark Brunell (1995-2003)	117
9.	Donovin Darius (1998-2006)	115
10.	Kyle Brady (1999-2006)	109

Consecutive Games Played

1.	Joe Zelenka (2001-08)	128
2.	Josh Scobee (2007-14)	119
3.	Tyson Alualu (2010-15)	96
	Bryan Barker (1995-2000)	96
5.	Brad Meester (2000-05)	92
6.	Brad Meester (2008-13)	89
7.	Jimmy Smith (1995-2000)	88
8.	Marcus Stroud (2001-06)	86
9.	John Henderson (2002-06)	82
	Mike Hollis (1995-2000)	82

Consecutive Games Started

1.	Brad Meester (Sept. 3, 2000-Dec. 4, 2005)	92
2.	Brad Meester (Oct. 26, 2008-Dec. 22, 2013)	89
3.	Rashean Mathis (Sept. 7, 2003-Nov. 25, 2007)	74
4.	Blake Bortles (Sept. 28, 2014-Nov. 25, 2018)	72
5.	Vince Manuwai (Nov. 30, 2003-Dec. 23, 2007)	68
	Marcus Stroud (Sept. 8, 2002-Oct. 1, 2006)	68

7.	Tyson Alualu (Sept. 12, 2011-Dec. 29, 2013)	64
	Maurice Williams (Sept. 7, 2003-Dec. 31, 2006)	64
9.	Chris Naeole (Sept. 8, 2002-Dec. 24, 2005)	63
10.	Uche Nwaneri (Oct. 4, 2009-Dec. 23, 2012)	60

SCORING

Points

1.	Josh Scobee (2004-14)	1,022
2.	Mike Hollis (1995-2001)	764
3.	Maurice Jones-Drew (2006-13)	486
4.	Fred Taylor (1998-2008)	424
5.	Jimmy Smith (1995-2005)	418
6.	Josh Lambo (2017-2021)	300
7.	Jason Myers (2015-17)	268
8.	James Stewart (1995-99)	228
9.	Mercedes Lewis (2006-17)	200
10.	Keenan McCardell (1996-2001)	190

Consecutive Games Scoring TD

1.	Maurice Jones-Drew (Nov. 12-Dec. 31, 2006)	8
	Fred Taylor (Sept. 20-Nov. 22, 1998)	8
3.	Allen Hurns (Sept. 27-Nov. 15, 2015)	7
	Fred Taylor (Nov. 12-Dec. 23, 2000)	7
5.	Leonard Fournette (Sept. 10-Oct. 15, 2017)	6
6.	Allen Robinson (Nov. 29-Dec. 27, 2015)	5
	Maurice Jones-Drew (Oct. 18-Nov. 22, 2009)	5
	Maurice Jones-Drew (Nov. 4-Dec. 2, 2007)	5

Consecutive Games Scoring FG

1.	Josh Scobee (Nov. 14, 2010-Oct. 24, 2011)	15
2.	Josh Lambo (Oct. 22 - Sept. 30, 2018)	14
3.	Josh Scobee (Oct. 29, 2006-Dec. 16, 2007)	13
4.	Mike Hollis (Sept. 12-Nov. 21, 1999)	10
5.	Josh Scobee (Nov. 24, 2013-Sept. 21, 2014)	9
6.	Josh Scobee (Sept. 15-Nov. 10, 2013)	8
	Josh Scobee (Jan. 3-Oct. 24, 2010)	8
	Josh Scobee (Nov. 13, 2005-Jan. 1, 2006)	8
	Seth Marler (Sept. 7-Nov. 2, 2003)	8
	Mike Hollis (Dec. 24, 1995-Oct. 13, 1996)	8

Consecutive Games Scoring

1.	Mike Hollis (Dec. 24, 1995-Sept. 10, 2000)	67
2.	Josh Scobee (Jan. 2, 2005-Oct. 4, 2009)	61
3.	Josh Scobee (Oct. 18, 2009-Oct. 28, 2012)	50
4.	Jason Myers (Sept. 13, 2015-Oct. 15, 2017)	38
5.	Josh Scobee (Sept. 15, 2013-Dec. 28, 2014)	31
6.	Mike Hollis (Oct. 16, 2000-Dec. 30, 2001)	25
7.	Josh Lambo (Oct. 22, 2015 - Nov. 25, 2018)	21
8.	Seth Marler (Sept. 7, 2003-Dec. 28, 2003)	16
9.	Josh Scobee (Sept. 12-Dec. 19, 2004)	14
	Mike Hollis (Sept. 3-Dec. 10, 1995)	14
11.	Several players tied	8

Field Goals Made

1.	Josh Scobee (2004-14)	235
2.	Mike Hollis (1995-2001)	175
3.	Josh Lambo (2017-21)	77
4.	Jason Myers (2015-17)	64
5.	Matthew Wright (2021)	21
5.	Seth Marler (2003)	20

Field Goal Percentage (min. 25 FGA)

1.	Josh Lambo (2017-21)	87.1
2.	Jason Myers (2015-17)	81.0
3.	Josh Scobee (2004-14)	80.8
4.	Mike Hollis (1995-2001)	80.6



INDIVIDUAL RECORDS

Extra Points Made

1.	Josh Scobee (2004-14)	317
2.	Mike Hollis (1995-2001)	239
3.	Jason Myers (2015-17)	76
4.	Josh Lambo (2017-21)	73
5.	Seth Marler (2003)	30
6.	John Carney (2007)	20

Extra-Point Percentage (min. 25 XPA)

1.	Seth Marler (2003)	100.0
2.	Mike Hollis (1995-2001)	98.8
3.	Josh Scobee (2004-14)	98.4
4.	John Carney (2007)	95.2
5.	Josh Lambo (2017-21)	89.9

Touchdowns

1.	Maurice Jones-Drew (2006-13)	81
2.	Fred Taylor (1998-2008)	70
3.	Jimmy Smith (1995-2005)	69
4.	James Stewart (1995-99)	38
5.	Mercedes Lewis (2006-17)	33
6.	Keenan McCardell (1996-2001)	30
7.	Allen Robinson (2014-17)	22
8.	Allen Hurns (2014-17)	21
9.	Stacey Mack (1999-2002)	20
10.	Leonard Fournette (2017-19)	19

Consecutive Field Goals Made

1.	Josh Lambo (DEC. 2, 2018-NOV. 3, 2019)	24
	Josh Lambo (NOV. 19, 2017-NOV. 11, 2018)	24
3.	Josh Scobee (Nov. 27, 2011-Nov. 4, 2012)	20
	Mike Hollis (Nov. 1, 1998-Sept. 19, 1999)	20
5.	Jason Myers (Nov. 15, 2015-Sept. 11, 2016)	16
	Mike Hollis (Oct. 12-Nov. 30, 1997)	16
7.	Josh Scobee (Sept. 11-Nov. 13, 2011)	15
	Josh Scobee (Oct. 1-Nov. 26, 2006)	15
9.	Josh Scobee (Dec. 23, 2012-Nov. 10, 2013)	14
	Josh Scobee (Sept. 12-Nov. 14, 2010)	14

Longest Field Goals

1.	Josh Lambo (Nov. 8, 2020 vs. HOU)	59
	Josh Scobee (Oct. 3, 2010 vs. IND)	59
3.	Jason Myers (Sept. 20, 2015 vs. MIA)	58
4.	Josh Lambo (OCT. 28, 2018 VS. PHI)	57
5.	Matthew Wright (Nov. 14, 2021 VS. MIA)	56
	Josh Lambo (DEC. 29, 2019 VS. IND)	56
	Josh Lambo (NOV. 5, 2017 VS. CIN)	56
	Jason Myers (Dec. 24, 2016 vs. TEN)	56
8.	Josh Lambo (Nov. 11, 2018 AT IND)	55
	Josh Scobee (Dec. 15, 2013 vs. BUF)	55
	Josh Scobee (Sept. 18, 2011 at NYJ)	55

Consecutive Extra Points Made

1.	Mike Hollis (Oct. 22, 1995-Dec. 9, 2001)	220
2.	Josh Scobee (Nov. 8, 2009-Jan. 1, 2012)	82
3.	Josh Scobee (Sept. 12, 2004-Jan. 1, 2006)	59
4.	Josh Scobee (Dec. 16, 2007-Nov. 1, 2009)	58
5.	Josh Scobee (Sept. 10, 2006-Dec. 16, 2007)	55
6.	Josh Scobee (Sept. 16, 2012-Dec. 22, 2013)	39
7.	Seth Marler (Sept. 7-Dec. 28, 2003)	30

PASSING

Passing Yards

1.	Mark Brunell (1995-2003)	25,698
2.	Blake Bortles (2014-18)	17,646
3.	David Garrard (2002-10)	16,003
4.	Byron Leftwich (2003-06)	9,042

5.	Chad Henne (2012-17)	5,817
6.	Gardner Minshew II (2019-20)	5,530
7.	Blaine Gabbert (2011-13)	4,357
8.	TREVOR LAWRENCE (2021-)	3,641

Pass Attempts

1.	Mark Brunell (1995-2003)	3,616
2.	Blake Bortles (2014-18)	2,632
3.	David Garrard (2002-10)	2,281
4.	Byron Leftwich (2003-06)	1,344
5.	Chad Henne (2012-17)	891
6.	Gardner Minshew II (2019-20)	797
7.	Blaine Gabbert (2011-13)	777
8.	TREVOR LAWRENCE (2021)	602

Pass Completions

1.	Mark Brunell (1995-2003)	2,184
2.	Blake Bortles (2014-18)	1,561
3.	David Garrard (2002-10)	1,406
4.	Byron Leftwich (2003-06)	789
5.	Chad Henne (2012-17)	513
6.	Gardner Minshew II (2019-20)	501
7.	Blaine Gabbert (2011-13)	414
8.	TREVOR LAWRENCE (2021)	359

Consecutive Pass Completions

1.	David Garrard (Nov. 14-21, 2010)	17
2.	Gardner Minshew II (Sept. 13, 2020)	16
3.	Byron Leftwich (Oct. 17-24, 2004)	15
4.	Gardner Minshew II (Oct. 11, 2020)	14
5.	Gardner Minshew II (Sept. 8, 2019)	13
	Mark Brunell (Sept. 7, 2003 at Car.)	13
	Mark Brunell (Oct. 6, 1996 at N.O.)	13

Completion % (min. 200 attempts)

1.	Gardner Minshew II (2019-20)	62.9
2.	David Garrard (2002-10)	61.6
3.	Mark Brunell (1995-2003)	60.4
4.	TREVOR LAWRENCE (2021)	59.6
5.	Blake Bortles (2014-18)	59.3
6.	Byron Leftwich (2003-06)	58.7
7.	Chad Henne (2012-17)	57.6

Longest Pass Completions

1.	Blake Bortles (Dec. 27, 2015 at N.O.)	90t
2.	Byron Leftwich (Sept. 28, 2003 at HOU)	84t
3.	Chad Henne (Nov. 18, 2012 at HOU)	81t
4.	Blake Bortles (Nov. 11, 2018 at IND)	80
	Blake Bortles (Dec. 13, 2015 vs. IND)	80t
	Blaine Gabbert (Sept. 23, 2012 at IND)	80t
	Quinn Gray (Nov. 4, 2007 at N.O.)	80t
8.	Mark Brunell (Sept. 15, 2002 at K.C.)	79t
9.	Mark Brunell (Nov. 1, 1998 at BAL)	78t
10.	Blake Bortles (Dec. 10, 2017 vs. SEA)	75t
	David Garrard (Nov. 21, 2010 vs. CLE)	75
	Mark Brunell (Nov. 9, 1997 vs. K.C.)	75

Touchdown Passes

1.	Mark Brunell (1995-2003)	144
2.	Blake Bortles (2014-18)	103
3.	David Garrard (2002-10)	89
4.	Byron Leftwich (2003-06)	51
5.	Gardner Minshew II (2019-20)	37
6.	Chad Henne (2012-17)	27
7.	Blaine Gabbert (2011-13)	22
8.	TREVOR LAWRENCE (2021)	12



INDIVIDUAL RECORDS

Longest Passing Touchdowns

1.	Blake Bortles (Dec. 27, 2015 at N.O.)	90
2.	Byron Leftwich (Sept. 28, 2003 at HOU)	84
3.	Chad Henne (Nov. 18, 2012 at HOU)	81
4.	Blake Bortles (Nov. 11, 2018 at IND)	80
	Blake Bortles (Dec. 13, 2015 vs. IND)	80
	Blaine Gabbert (Sept. 23, 2012 at IND)	80
	Quinn Gray (Nov. 4, 2007 at N.O.)	80
8.	Mark Brunell (Sept. 15, 2002 at K.C.)	79
9.	Mark Brunell (Nov. 1, 1998 at BAL)	78
10.	Blake Bortles (Dec. 10, 2017 vs. SEA)	75

Interceptions Thrown

1.	Mark Brunell (1995-2003)	86
2.	Blake Bortles (2014-18)	75
3.	David Garrard (2002-10)	54
4.	Byron Leftwich (2003-06)	36
5.	Chad Henne (2012-17)	26
6.	Blaine Gabbert (2011-13)	24

Interception % (min. 125 attempts)

1.	Gardner Minshew II (2019-20)	1.4
2.	Cody Kessler (2018)	1.5
3.	David Garrard (2002-10)	2.4
	Mark Brunell (1995-2003)	2.4
5.	Byron Leftwich (2003-06)	2.7
6.	Mike Glennon (2020)	2.8
	Quinn Gray (2005-07)	2.8
	Blake Bortles (2014-18)	2.8

300-Yard Passing Games

1.	Mark Brunell (1995-2003)	22
2.	Blake Bortles (2014-18)	20
3.	David Garrard (2002-10)	6
4.	Gardner Minshew II (2019-20)	5
	Chad Henne (2012-17)	5
6.	Byron Leftwich (2003-06)	4
7.	Quinn Gray (2003-07)	2
	TREVOR LAWRENCE (2021)	2

400-Yard Passing Games

1.	Mark Brunell (1995-2003)	2
2.	Blake Bortles (2014-18)	1

Consecutive Games with a TD Pass

1.	Blake Bortles (Sept. 13-Dec. 27, 2015)	15
2.	Mark Brunell (Oct. 7, 2001-Sept. 15, 2002)	14
3.	Byron Leftwich (Nov. 30, 2003-Oct. 24, 2004)	12
4.	Blake Bortles (Sept. 11-Nov. 27, 2016)	11
5.	Mark Brunell (Oct. 22, 2000-Sept. 1, 2001)	10
6.	David Garrard (Dec. 17, 2006-Oct. 14, 2007)	8
	Byron Leftwich (Sept. 25-Nov. 20, 2005)	8
	Mark Brunell (Oct. 19-Dec. 7, 1997)	8
	Mark Brunell (Sept. 17-Nov. 12, 1995)	8

Consecutive Games with No INTs

1.	David Garrard (Sept. 9-Nov. 25, 2007)	8
2.	David Garrard (Dec. 11, 2005-Nov. 5, 2006)	6
3.	Mark Brunell (Oct. 11-Nov. 14, 1999)	5
	Mark Brunell (Dec. 1, 1996-Sept. 22, 1997)	5

Consecutive Passes with No INTs

1.	David Garrard (Sept. 9-Nov. 25, 2007)	209
2.	David Garrard (Dec. 4, 2005-Nov. 12, 2006)	175
3.	Mark Brunell (Nov. 24, 1996-Sept. 28, 1997)	172
4.	Gardner Minshew II (Sept. 8-Oct. 13, 2019)	163
5.	David Garrard (Nov. 22-Dec. 17, 2009)	155

Passer Rating (min. 200 attempts)

1.	Gardner Minshew II (2019-20)	93.1
2.	David Garrard (2002-10)	85.8
3.	Mark Brunell (1995-2003)	85.4
4.	Blake Bortles (2014-18)	80.6
5.	Byron Leftwich (2003-06)	80.5
6.	Chad Henne (2012-17)	75.4

RUSHING

Rushing Yards

1.	Fred Taylor (1998-2008)	11,271
2.	Maurice Jones-Drew (2006-13)	8,071
3.	James Stewart (1995-99)	2,951
4.	Leonard Fournette (2017-19)	2,631
5.	Mark Brunell (1995-2003)	2,219
6.	T.J. Yeldon (2015-18)	1,872
7.	JAMES ROBINSON (2020-2021)	1,837
8.	Blake Bortles (2014-18)	1,775
9.	David Garrard (2002-10)	1,746

Rushing Attempts

1.	Fred Taylor (1998-2008)	2,428
2.	Maurice Jones-Drew (2006-13)	1,804
3.	James Stewart (1995-99)	765
4.	Leonard Fournette (2017-19)	666
5.	T.J. Yeldon (2015-18)	465
6.	Mark Brunell (1995-2003)	429
7.	JAMES ROBINSON (2020-2021)	404
8.	Natrone Means (1996-97)	396
9.	David Garrard (2002-10)	380

Rushing Touchdowns

1.	Maurice Jones-Drew (2006-13)	68
2.	Fred Taylor (1998-2008)	62
3.	James Stewart (1995-99)	33
4.	Stacey Mack (1999-2002)	19
5.	Leonard Fournette (2017-19)	17
	David Garrard (2002-10)	17
7.	JAMES ROBINSON (2020-2021)	15
8.	Mark Brunell (1995-2003)	14
9.	Natrone Means (1996-97)	11

Consecutive Games with a Rushing TD

1.	Maurice Jones-Drew (Nov. 12-Dec. 31, 2006)	8
2.	Maurice Jones-Drew (Oct. 18-Nov. 22, 2009)	5
3.	Maurice Jones-Drew (Nov. 11-Dec. 2, 2007)	4
	JAMES ROBINSON (Sept. 26-Oct. 17, 2021)	4
	Fred Taylor (Dec. 13, 1999-Jan. 2, 2000)	4
	James Stewart (Nov. 21-Dec. 13, 1999)	4
	Fred Taylor (Nov. 1-22, 1998)	4
	Natrone Means (Nov. 9-30, 1997)	4

Rushing Average (min. 100 attempts)

1.	Blake Bortles (2014-18)	6.32
2.	Mark Brunell (1995-2003)	5.17
4.	Fred Taylor (1998-2008)	4.64
3.	JAMES ROBINSON (2020-2021)	4.60
5.	David Garrard (2002-10)	4.59
6.	Maurice Jones-Drew (2006-13)	4.47
7.	Rashad Jennings (2009-12)	4.21
8.	Jordan Todman (2012-14)	4.05
9.	T.J. Yeldon (2015-18)	4.03

Longest Runs from Scrimmage

1.	Leonard Fournette (Oct. 8, 2017 at PIT)	90t
2.	Leonard Fournette (Sept. 29, 2019 at DEN)	81
3.	Maurice Jones-Drew (Nov. 1, 2009 at TEN)	80t



INDIVIDUAL RECORDS

	Fred Taylor (Dec. 9, 2007 vs. CAR)	80t
5.	Maurice Jones-Drew (Nov. 1, 2009 at TEN)	79t
6.	Fred Taylor (Oct. 12, 1998 vs. MIA)	77t
7.	Fred Taylor (Oct. 14, 2007 vs. HOU)	76
	Fred Taylor (Dec. 10, 2006 vs. IND)	76
9.	Leonard Fournette (Oct. 15, 2017 vs. LAR)	75t

Longest Rushing TDs

1.	Leonard Fournette (Oct. 8, 2017 at PIT)	90
2.	Maurice Jones-Drew (Nov. 1, 2009 at TEN)	80
	Fred Taylor (Dec. 9, 2007 vs. CAR)	80
4.	Fred Taylor (Oct. 12, 1998 vs. MIA)	77
5.	Leonard Fournette (Oct. 15, 2017 vs. LAR)	75

200-Yard Rushing Games

1.	Leonard Fournette (2017-19)	1
	Fred Taylor (1998-2008)	1

100-Yard Rushing Games

1.	Fred Taylor (1998-2008)	48
2.	Maurice Jones-Drew (2006-13)	27
3.	Leonard Fournette (2017-19)	8
4.	James Stewart (1995-99)	6
5.	JAMES ROBINSON (2020-2021)	5
6.	T.J. Yeldon (2015-18)	3

Consecutive 100-Yard Games

1.	Fred Taylor (Oct. 16-Dec. 17, 2000)	9
2.	Maurice Jones-Drew (Oct. 31-Dec. 12, 2010)	6
3.	Fred Taylor (Nov. 25-Dec. 23, 2007)	5
4.	Maurice Jones-Drew (Dec. 15, 2011-Jan. 1, 2012)	3
	Fred Taylor (Nov. 14-28, 2004)	3
	Fred Taylor (Nov. 23-Dec. 7, 2003)	3
	Stacey Mack (Dec. 16-30, 2001)	3

RECEIVING

Receptions

1.	Jimmy Smith (1995-2005)	862
2.	Keenan McCardell (1996-2001)	499
3.	Mercedes Lewis (2006-17)	375
4.	Maurice Jones-Drew (2006-13)	335
5.	Fred Taylor (1998-2008)	286
6.	Kyle Brady (1999-2006)	241
7.	Allen Robinson (2014-17)	202
8.	Pete Mitchell (1995-2002)	191
9.	Reggie Williams (2004-08)	189
	Allen Hurns (2014-17)	189

Consecutive Games with Reception

1.	Jimmy Smith (Oct. 29, 1995-Dec. 17, 2000)	86
2.	Jimmy Smith (Sept. 9, 2001-Jan. 1, 2006)	76
3.	Maurice Jones-Drew (Dec. 10, 2006-Dec. 19, 2010)	65
4.	Keenan McCardell (Dec. 28, 1998-Jan. 6, 2002)	49
5.	Keenan McCardell (Sept. 1, 1996-Dec. 13, 1998)	45
6.	Allen Robinson (Sept. 7, 2014-Sept. 10, 2017)	43
7.	Allen Hurns (Sept. 7, 2014-Oct. 27, 2016)	38
8.	Leonard Fournette (Sept. 10, 2017 - Dec. 22, 2019)	36

Receiving Yards

1.	Jimmy Smith (1995-2005)	12,287
2.	Keenan McCardell (1996-2001)	6,393
3.	Mercedes Lewis (2006-16)	4,502
4.	Maurice Jones-Drew (2006-13)	2,873
5.	Allen Robinson (2014-17)	2,848
6.	Allen Hurns (2014-17)	2,631

7.	Kyle Brady (1999-2006)	2,500
8.	Fred Taylor (1998-2008)	2,361
9.	Cecil Shorts III (2011-14)	2,343
10.	Reggie Williams (2004-08)	2,322
11.	Keelan Cole (2017-20)	2,242

Receiving Touchdowns

1.	Jimmy Smith (1995-2005)	67
2.	Mercedes Lewis (2006-17)	33
3.	Keenan McCardell (1996-2001)	30
4.	Allen Robinson (2014-17)	22
5.	Allen Hurns (2014-17)	21
6.	Reggie Williams (2004-08)	18
7.	Ernest Wilford (2004-10)	15
	Matt Jones (2005-08)	15
	DJ Chark JR. (2018-21)	15
10.	Mike Sims-Walker (2008-11)	14
11.	Kyle Brady (1999-2006)	13

Consecutive Games with Receiving TD

1.	Allen Hurns (Sept. 27-Nov. 15, 2015)	7
2.	Allen Robinson (Nov. 29-Dec. 27, 2015)	5
3.	Julius Thomas (Nov. 19-Dec. 13, 2015)	4
	Mercedes Lewis (Dec. 1-22, 2013)	4
	Cecil Shorts III (Nov. 8-Dec. 2, 2012)	4
	Reggie Williams (Dec. 9-30, 2007)	4

Yards Per Reception (min. 100 receptions)

1.	Jimmy Smith (1995-2005)	14.25
2.	Allen Hurns (2014-17)	14.12
3.	Keelan Cole (2017-20)	14.10
	Allen Robinson (2014-17)	14.10
5.	DJ Chark Jr. (2018-21)	13.90
6.	Ernest Wilford (2004-10)	13.86
7.	Mike Sims-Walker (2008-11)	13.49

200-Yard Receiving Games

1.	Jimmy Smith (1995-2005)	2
2.	Justin Blackmon (2012-13)	1
	Keenan McCardell (1996-2001)	1

100-Yard Receiving Games

1.	Jimmy Smith (1995-2005)	46
2.	Keenan McCardell (1996-2001)	19
3.	Allen Robinson (2014-17)	8
	Allen Hurns (2014-17)	8
5.	Cecil Shorts III (2011-14)	7
6.	Matt Jones (2005-08)	6
	Mike Sims-Walker (2008-10)	6
8.	Keelan Cole (2017-20)	4
	DJ Chark Jr. (2018-21)	4
10.	Justin Blackmon (2012-13)	3

Consecutive 100-Yard Games

1.	Jimmy Smith (Oct. 24-Nov. 14, 2004)	3
	Jimmy Smith (Dec. 19, 1999-Jan. 2, 2000)	3
	Jimmy Smith (Nov. 21-Dec. 2, 1999)	3
	Jimmy Smith (Sept. 12-26, 1999)	3
	Jimmy Smith (Nov. 29-Dec. 13, 1998)	3
	Jimmy Smith (Nov. 9-23, 1997)	3
	Jimmy Smith (Aug. 31-Sept. 22, 1997)	3



INDIVIDUAL RECORDS

Longest Receptions

1.	Allen Robinson (Dec. 27, 2015 at N.O.)	90t
2.	Troy Edwards (Sept. 28, 2003 at HOU)	84t
3.	Justin Blackmon (Nov. 18, 2012 at HOU)	81t
4.	Donte Moncrief (Dec. 11, 2018 at IND)	80t
	Allen Hurns (Dec. 13, 2015 vs. IND)	80t
	Cecil Shorts III (Sept. 23, 2012 at IND)	80t
	Reggie Williams (Nov. 4, 2007 at N.O.)	80t

Longest Receiving TDs

1.	Allen Robinson (Dec. 27, 2015 at N.O.)	90
2.	Troy Edwards (Sept. 28, 2003 at Hou.)	84
3.	Justin Blackmon (Nov. 18, 2012 at HOU)	81
4.	Donte Moncrief (Nov. 11, 2018 at IND)	80
	Allen Hurns (Dec. 13, 2015 vs. IND)	80
	Cecil Shorts III (Sept. 23, 2012 at IND)	80
	Reggie Williams (Nov. 4, 2007 at N.O.)	80
8.	Patrick Johnson (Sept. 15, 2002 at K.C.)	79
9.	Fred Taylor (Nov. 1, 1998 at BAL)	78
10.	Keelan Cole (Dec. 10, 2017 vs. SEA)	75

YARDAGE

Scrimmage Yards

1.	Fred Taylor (1998-2008)	13,632
2.	Jimmy Smith (1995-2005)	12,286
3.	Maurice Jones-Drew (2006-13)	10,944
4.	Keenan McCardell (1996-2001)	6,393
5.	Mercedes Lewis (2006-17)	4,502
6.	James Stewart (1995-99)	3,804
7.	Leonard Fournette (2017-19)	3,640
8.	T.J. Yeldon (2015-18)	3,174
9.	Allen Robinson (2014-17)	2,848
10.	Allen Hurns (2014-17)	2,631

All-Purpose Yards

1.	Fred Taylor (1998-2008)	13,640
2.	Maurice Jones-Drew (2006-13)	13,115
3.	Jimmy Smith (1995-2005)	12,875
4.	Keenan McCardell (1996-2001)	6,499
5.	Mercedes Lewis (2006-17)	4,502
6.	James Stewart (1995-99)	3,804
7.	Reggie Barlow (1996-2000)	3,687
8.	Leonard Fournette (2017-19)	3,640
9.	Mike Thomas (2009-12)	3,276
10.	T.J. Yeldon (2015-18)	3,174
11.	Allen Robinson (2014-17)	2,848

PUNTING

Punts

1.	Bryan Barker (1995-2000)	456
2.	Chris Hanson (2001-06)	424
3.	Bryan Anger (2012-15)	360
4.	LOGAN COOKE (2018-21)	281
5.	Adam Podlesh (2007-10)	229
6.	Brad Nortman (2016-17)	164

Longest Punts

1.	Bryan Barker (Oct. 11, 1999 at NYJ)	83
2.	Brad Nortman (Oct. 2, 2016 vs. IND)	78
3.	Adam Podlesh (Oct. 28, 2007 at T.B.)	76
4.	Chris Hanson (Nov. 20, 2005 at TEN)	74
5.	Bryan Anger (Oct. 4, 2012 vs. DET)	73
6.	LOGAN COOKE (DEC. 16, 2018 vs. WAS)	72
7.	Bryan Anger (Dec. 14, 2014 at BAL)	69
	Chris Hanson (Sept. 12, 2004 at BUF)	69

9.	LOGAN COOKE (DEC. 5, 2021 at LAR)	68
10.	Brad Nortman (Dec. 18, 2016 at HOU)	67

Punt Yards

1.	Bryan Barker (1995-2000)	19,849
2.	Chris Hanson (2001-06)	18,190
3.	Bryan Anger (2012-15)	16,855
4.	LOGAN COOKE (2018-21)	13,074
5.	Adam Podlesh (2007-10)	9,751
6.	Brad Nortman (2016-17)	7,424

Inside The 20

1.	Bryan Barker (1995-2000)	151
2.	Chris Hanson (2001-06)	136
3.	Bryan Anger (2011-15)	113
4.	LOGAN COOKE (2018-21)	109
5.	Adam Podlesh (2007-10)	75

Gross Average (min. 100 punts)

1.	Bryan Anger (2012-15)	46.8
2.	LOGAN COOKE (2018-21)	46.5
3.	Brad Nortman (2016-17)	45.3
4.	Bryan Barker (1995-2000)	43.5
5.	Chris Hanson (2001-06)	42.9

Net Average (min. 100 punts)

1.	LOGAN COOKE (2018-21)	43.1
2.	Bryan Anger (2012-15)	40.5
3.	Brad Nortman (2016-17)	39.2
4.	Adam Podlesh (2007-10)	37.8

Fewest Touchbacks (min. 100 punts)

1.	LOGAN COOKE (2018-20)	15
2.	Brad Nortman (2016-17)	17
3.	Adam Podlesh (2007-10)	19
4.	Bryan Anger (2012-15)	27
5.	Bryan Barker (1995-2000)	43

RETURNS

Kickoff Returns

1.	Maurice Jones-Drew (2006-13)	79
2.	Deji Karim (2010-11)	77
3.	Brian Witherspoon (2008-09)	76
4.	Reggie Barlow (1996-2000)	70
5.	Jordan Todman (2012-14)	68
6.	Willie Jackson (1995-97)	58
7.	David Allen (2003-04)	52
8.	Derrick Wimbush (2005-06)	47
9.	Elvis Joseph (2001-02)	44
10.	Corey Grant (2015-18)	41

Kickoff Return Yards

1.	Maurice Jones-Drew (2006-12)	2,054
2.	Deji Karim (2010-11)	1,900
3.	Brian Witherspoon (2008-09)	1,818
4.	Jordan Todman (2012-14)	1,762
5.	Reggie Barlow (1996-2000)	1,634
6.	Willie Jackson (1995-97)	1,206
7.	Derrick Wimbush (2005-06)	1,136
8.	David Allen (2003-04)	1,041
9.	Elvis Joseph (2001-02)	990
10.	Corey Grant (2015-18)	967



INDIVIDUAL RECORDS

Kick Return Average (min. 50 returns)

1.	Maurice Jones-Drew (2006-13)	26.00
2.	Jordan Todman (2012-14)	25.91
3.	Deji Karim (2010-11)	24.68
4.	Brian Witherspoon (2008-09)	23.92
5.	Reggie Barlow (1996-2000)	23.34
6.	Willie Jackson (1995-97)	20.79

Longest Kickoff Returns

1.	JAMAL AGNEW (Sept. 19, 2021 vs. DEN)	102t
2.	Marqise Lee (Dec. 18, 2016 at HOU)	100t
	Maurice Jones-Drew (Nov. 4, 2007 at N.O.)	100t
4.	Alvis Whitted (Dec. 26, 1999 at TEN)	98t
5.	Elvis Joseph (Nov. 18, 2001 at PIT)	95t
6.	Maurice Jones-Drew (Dec. 10, 2006 vs. IND)	93t
7.	Reggie Barlow (Dec. 7, 1997 vs. N.E.)	92t

Kickoff Return Touchdowns

1.	Maurice Jones-Drew (2006-11)	2
2.	JAMAL AGNEW (2021)	1
	Marqise Lee (2014-2019)	1
	Derrick Wimbush (2005-06)	1
	Jimmy Smith (1995-2005)	1
	Elvis Joseph (2001-02)	1
	Alvis Whitted (1998-2001)	1
	Reggie Barlow (1996-2000)	1

Punt Returns

1.	Reggie Barlow (1996-2000)	146
2.	Alvin Pearman (2005-08)	81
3.	Mike Thomas (2009-12)	75
4.	Ace Sanders (2013-14)	57
5.	Dede Westbrook (2017-20)	44
6.	David Allen (2003-04)	42
7.	Rashad Greene Sr. (2015-18)	41
8.	Jaydon Mickens (2017-18, 21)	39
	Damon Gibson (2001-02)	39
10.	Chris Hudson (1995-98)	32

Punt Return Yards

1.	Reggie Barlow (1996-2000)	1,581
2.	Alvin Pearman (2005-08)	693
3.	Mike Thomas (2009-12)	620
4.	David Allen (2003-04)	468
5.	Rashad Greene Sr. (2015-18)	448
6.	Jaydon Mickens (2017-21)	444
7.	Dede Westbrook (2017-20)	425
8.	Ace Sanders (2013-14)	367
9.	Chris Hudson (1995-98)	348
10.	Damon Gibson (2001-02)	333

Punt Return Average (min. 25 returns)

1.	Bobby Shaw (2002)	12.40
2.	David Allen (2003-04)	11.14
3.	Rashad Greene Sr. (2015-18)	10.93
4.	Chris Hudson (1995-98)	10.88
5.	Reggie Barlow (1996-2000)	10.83
6.	Jermaine Lewis (2003-04)	9.71
7.	Dede Westbrook (2017-20)	9.70
8.	JAYDON MICKENS (2017-18, 21)	8.87
9.	Alvin Pearman (2005-08)	8.56
10.	Damon Gibson (2001-02)	8.54

Longest Punt Returns

1.	Keelan Cole Sr. (Nov. 15, 2020 AT G.B.)	91t
2.	Reggie Barlow (Sept. 13, 1998 vs. K.C.)	85t
3.	Mike Thomas (Dec. 19, 2010 at IND)	78t
4.	Dede Westbrook (Dec. 16, 2018 VS. WAS)	74t

	Reggie Barlow (Nov. 21, 1999 vs. N.O.)	74t
6.	Rashad Greene Sr. (Dec. 13, 2015 vs. IND)	73t
7.	Jaydon Mickens (Dec. 10, 2017 vs. SEA)	72
8.	Bobby Shaw (Oct. 6, 2002 vs. PHI)	69t

Punt Return Touchdowns

1.	Reggie Barlow (1996-2000)	2
2.	Keelan Cole Sr. (2017-20)	1
	Dede Westbrook (2017-20)	1
	Jaydon Mickens (2017-18, 21)	1
	Rashad Greene Sr. (2015-18)	1
	Mike Thomas (2009-12)	1
	Bobby Shaw (2002)	1

DEFENSE

Interceptions

1.	Rashean Mathis (2003-12)	30
2.	Aaron Beasley (1996-2001)	15
3.	Donovin Darius (1998-2006)	14
4.	Derek Cox (2009-12)	12
5.	Paul Posluszny (2011-17)	11
6.	Jalen Ramsey (2016-19)	9
	Telvin Smith Sr. (2014-18)	9
8.	A.J. Bouye (2017-19)	8
	Mike Peterson (2003-08)	8
	Chris Hudson (1995-98)	8

Longest Interceptions Returns

1.	Aaron Beasley (Sept. 12, 1999 vs. S.F.)	93t
2.	Rashean Mathis (Oct. 5, 2008 vs. PIT)	72t
3.	Tashaun Gipson Sr. (Sept. 10, 2017 at HOU)	67
4.	Rashean Mathis (Sept. 21, 2008 at IND)	61t
5.	Paul Posluszny (Oct. 13, 2013 at DEN)	59t

INTs Returned for Touchdown

1.	Rashean Mathis (2003-12)	3
	Telvin Smith Sr. (2014-18)	3
3.	Aaron Beasley (1996-2001)	2

Consecutive Games with INT

1.	Brian Williams (Oct. 14-Nov. 11, 2007)	3
	Rashean Mathis (Jan. 1 - Sept. 18, 2006)	3
3.	Barry Church (Dec. 17 - 24, 2017)	2
	A.J. Bouye (Nov. 12 - 19, 2017)	2
	A.J. Bouye (Sept. 24 - Oct. 1, 2017)	2
	Jalen Ramsey (Dec. 3-10, 2017)	2
	Jalen Ramsey (Dec. 18-24, 2016)	2
	Geno Hayes (Dec. 5-15, 2013)	2
	Derek Cox (Oct. 7-21, 2012)	2
	Morgan Trent (Dec. 24, 2011-Jan. 1, 2012)	2
	Rashean Mathis (Dec. 31, 2006-Sept. 9, 2007)	2
	Gerald Sensabaugh (Dec. 3-10, 2006)	2
	Rashean Mathis (Sept. 10-18, 2006)	2
	Rashean Mathis (Oct. 16-30, 2005)	2
	Donovin Darius (Nov. 21-28, 2004)	2
	Mike Peterson (Nov. 23-30, 2003)	2
	Marlon McCree (Dec. 1-8, 2002)	2
	Marlon McCree (Nov. 10-17, 2002)	2
	Donovin Darius (Oct. 31-Nov. 7, 1999)	2
	Chris Hudson (Sept. 20-27, 1998)	2
	Chris Hudson (Nov. 2-9, 1997)	2
	James Williams (Nov. 26-Dec. 3, 1995)	2



INDIVIDUAL RECORDS

Sacks

1.	Tony Brackens (1996-2003)	55.0
2.	Yannick Ngakoue (2016-19)	37.5
3.	Joel Smeenge (1995-2000)	34.0
4.	Calais Campbell (2017-19)	31.5
5.	John Henderson (2002-09)	29.0
6.	Paul Spicer (2001-08)	28.5
	Kevin Hardy (1996-2001)	28.5

Consecutive Games with Sack

1.	Tony Brackens (Nov. 11-Dec. 30, 2001)	8
2.	Seven players, last:	4

JOSH ALLEN (OCT. 6-27, 2019)

Tackles

1.	Daryl Smith (2004-12)	1,089
2.	Paul Postluszny (2011-17)	973
3.	Donovin Darius (1998-2006)	858
4.	Mike Peterson (2003-08)	837
5.	Kevin Hardy (1996-2001)	789
6.	Telvin Smith (2014-18)	580
7.	John Henderson (2002-09)	563
8.	Rashean Mathis (2003-12)	554

Takeaways

1.	Rashean Mathis (2003-12)	35
2.	Donovin Darius (1998-2006)	20
3.	Tony Brackens (1996-2003)	18
	Aaron Beasley (1996-2001)	18

FUMBLES

Fumbles

1.	Mark Brunell (1995-2003)	53
2.	Blake Bortles (2014-18)	46
3.	David Garrard (2002-10)	44
4.	Fred Taylor (1998-2008)	26
	Byron Leftwich (2003-06)	26
6.	Maurice Jones-Drew (2006-13)	22
7.	Blaine Gabbert (2011-13)	21

Fumbles Lost

1.	David Garrard (2002-10)	21
2.	Blake Bortles (2014-18)	19
3.	Mark Brunell (1995-2003)	18
4.	Fred Taylor (1998-2008)	17
5.	Gardner Minshew II (2019-20)	11
6.	Maurice Jones-Drew (2006-13)	10
	Byron Leftwich (2003-06)	10

Forced Fumbles

1.	Tony Brackens (1996-2003)	27
2.	Yannick Ngakoue (2016-19)	14
3.	Daryl Smith (2004-12)	9
	Joel Smeenge (1995-2000)	9
5.	John Henderson (2002-09)	8
	Akin Ayodele (2002-05)	8
	Kevin Hardy (1996-2001)	8
8.	Paul Spicer (2000-08)	7

	Bobby McCray (2004-07)	7
	Donovin Darius (1998-2006)	7
	Aaron Beasley (1996-2001)	7

Opponent Fumble Recoveries

1.	Tony Brackens (1996-2003)	13
2.	Telvin Smith Sr. (2014-18)	6
	Donovin Darius (1998-2006)	6
	Fernando Bryant (1999-2003)	6
	Kevin Hardy (1996-2001)	6
	Bryan Schwartz (1995-99)	6
	Travis Davis (1995-98)	6

Longest Fumble Recovery Returns

1.	Aaron Beasley (Nov. 8, 1998 vs. CIN)	90t
2.	Donovin Darius (Nov. 1, 1998 at BAL)	83t
3.	MYLES JACK (OCT. 1, 2017 AT N.Y. JETS)	81t
4.	Daryl Smith (Oct. 14, 2007 vs. HOU)	77t
5.	Yannick Ngakoue (Dec. 31, 2017 at TEN)	67t
6.	Ainsley Battles (Dec. 3, 2001 vs. G.B.)	60t

BLOCKS

Blocked Field Goals

1.	Marcus Stroud (2001-07)	2
	Clyde Simmons (1996-97)	2
3.	Calais Campbell (2017-19)	1
	Tyson Alualu (2010-16)	1
	Chris Clemons (2014-15)	1
	Rashean Mathis (2003-10)	1
	John Henderson (2002-09)	1
	Gerald Sensabaugh (2005-08)	1
	Akin Ayodele (2002-05)	1
	Don Davey (1995-98)	1

Blocked Field Goal Returns

1.	Chris Hudson (Sept. 22, 1997 vs. PIT)	1
	Mickey Washington (Dec. 1, 1996 vs. CIN)	1

Blocked Punts

1.	Donovin Darius (1998-2006)	2
	Dave Thomas (1995-99)	2

Blocked Punt Returns

1.	DANIEL THOMAS (OCT. 25, 2020 AT LAC)	1
	Mike Harris (Dec. 30, 2012 at TEN)	1
	Zach Potter (Dec. 15, 2011 at ATL)	1
	Alvis Whitted (Nov. 1, 1998 at BAL)	1
	Jimmy Smith (Dec. 3, 1995 at DEN)	1

Blocked Extra Points

1.	Adam Gotsis (Dec. 22, 2022)	1
	Cody Davis (Nov. 3, 2019 vs. HOU)	1
	Telvin Smith Sr. (Dec. 31, 2017 at TEN)	1
	Jalen Myrick (Dec. 24, 2017 at S.F.)	1
	Sen'Derrick Marks (Nov. 20, 2016 at DET)	1
	Tony Brackens (Oct. 5, 1997 vs. CIN)	1
	Clyde Simmons (Sept. 22, 1996 at N.E.)	1



SINGLE-SEASON RECORDS

SCORING

Points

1.	Mike Hollis (1997)	134
2.	Mike Hollis (1999)	130
3.	Josh Scobee (2006)	119
4.	Josh Lambo (2019)	118
5.	Mike Hollis (1996)	117
6.	Jason Myers (2016)	110
	Jason Myers (2015)	110
8.	Mike Hollis (1998)	108

Touchdowns

1.	Fred Taylor (1998)	17
2.	Maurice Jones-Drew (2009)	16
	Maurice Jones-Drew (2006)	16
4.	Allen Robinson (2015)	14
	Maurice Jones-Drew (2008)	14
	Fred Taylor (2000)	14
7.	James Stewart (1999)	13
8.	Maurice Jones-Drew (2011)	11
9.	Several players tied	10

Field Goals

1.	Josh Lambo (2019)	33
2.	Mike Hollis (1999)	31
	Mike Hollis (1997)	31
4.	Mike Hollis (1996)	30
5.	Jason Myers (2016)	27
6.	Jason Myers (2015)	26
	Josh Scobee (2006)	26
8.	Josh Scobee (2012)	25
9.	Josh Scobee (2000)	24
	Mike Hollis (2000)	24

Field Goal % (min. 20 attempts)

1.	Josh Lambo (2019)	97.1
2.	Josh Lambo (2017)	95.0
3.	Mike Hollis (2000)	92.3
4.	Josh Scobee (2013)	92.0
	Josh Scobee (2011)	92.0
6.	Josh Lambo(2018)	90.5
7.	Josh Scobee (2012)	89.3
8.	Jason Myers (2015)	86.7
9.	Mike Hollis (1997)	86.1
10.	Mike Hollis (1996)	83.3
11.	Mike Hollis (1999)	81.6
12.	Josh Scobee (2006)	81.3

Extra Points

1.	Mike Hollis (1998)	45
2.	Josh Scobee (2010)	41
	Josh Scobee (2006)	41
	Mike Hollis (1997)	41
5.	Josh Scobee (2005)	38
6.	Mike Hollis (1999)	37
7.	Josh Scobee (2008)	33
	Mike Hollis (2000)	33
9.	Jason Myers (2015)	32

PASSING

Pass Completions

1.	Blake Bortles (2016)	368
2.	TREVOR LAWRENCE (2021)	359
3.	Blake Bortles (2015)	355
4.	Mark Brunell (1996)	353
5.	David Garrard (2008)	335

6.	Blake Bortles (2017)	315
7.	David Garrard (2009)	314
8.	Mark Brunell (2000)	311
9.	Chad Henne (2013)	305
10.	Mark Brunell (2001)	289

Pass Attempts

1.	Blake Bortles (2016)	625
2.	Blake Bortles (2015)	606
3.	Trevor Lawrence (2022)	602
4.	Mark Brunell (1996)	557
5.	David Garrard (2008)	535
6.	Blake Bortles (2017)	523
7.	David Garrard (2009)	516
8.	Mark Brunell (2000)	512
9.	Chad Henne (2013)	503
10.	Blake Bortles (2014)	475

Completion % (min. 300 attempts)

1.	David Garrard (2010)	64.5
2.	David Garrard (2007)	64.0
3.	Mark Brunell (1996)	63.4
4.	David Garrard (2008)	62.6
5.	Mark Brunell (2001)	61.1
6.	David Garrard (2009)	60.9
7.	Mark Brunell (2000)	60.7

Passing Yards

1.	Blake Bortles (2015)	4,428
2.	Mark Brunell (1996) *Led NFL*	4,367
3.	Blake Bortles (2016)	3,905
4.	Blake Bortles (2017)	3,687
5.	TREVOR LAWRENCE (2021)	3,641
6.	Mark Brunell (2000)	3,640
7.	David Garrard (2008)	3,620
8.	David Garrard (2009)	3,597
9.	Mark Brunell (2001)	3,309
10.	Mark Brunell (1997)	3,281

Average Gain Per Attempt (min. 300 attempts)

1.	Mark Brunell (1996) *Led NFL*	7.8
2.	David Garrard (2007)	7.7
3.	Mark Brunell (1997)	7.5
	David Garrard (2010)	7.5
5.	Blake Bortles (2015)	7.3
	Mark Brunell (1998)	7.3
7.	Mark Brunell (2000)	7.1
8.	Gardner Minshew II (2019)	7.0
	Blake Bortles (2017)	7.0
	Byron Leftwich (2005)	7.0
	Mark Brunell (2001)	7.0

Touchdown Passes

1.	Blake Bortles (2015)	35
2.	Blake Bortles (2016)	23
	David Garrard (2010)	23
4.	Gardner Minshew II (2019)	21
	Blake Bortles (2017)	21
6.	Mark Brunell (2000)	20
	Mark Brunell (1998)	20
8.	Mark Brunell (2001)	19
	Mark Brunell (1996)	19
10.	David Garrard (2007)	18
	Mark Brunell (1997)	18



SINGLE-SEASON RECORDS

Interceptions

1.	Mark Brunell (1996)	20
2.	Blake Bortles (2015)	18
3.	TREVOR LAWRENCE (2021)	17
4.	Blake Bortles (2014)	17
5.	Blake Bortles (2016)	16
	Byron Leftwich (2003)	16
7.	David Garrard (2010)	15
8.	Chad Henne (2013)	14
	Mark Brunell (2000)	14
9.	Blake Bortles (2017)	13
	David Garrard (2008)	13

Interception % (min. 300 attempts)

1.	David Garrard (2007)	0.9
2.	Gardner Minshew II (2019)	1.3
3.	Gardner Minshew II (2020)	1.5
4.	Mark Brunell (1997)	1.6
5.	Byron Leftwich (2005)	1.7
	Mark Brunell (2002)	1.7
7.	David Garrard (2009)	1.9
8.	Mark Brunell (1999)	2.0
	Mark Brunell (1995)	2.0
10.	Byron Leftwich (2004)	2.3

400-Yard Passing Games

1.	Mark Brunell (1996)	2
2.	Blake Bortles (2018)	1

300-Yard Passing Games

1.	Blake Bortles (2015)	6
	Mark Brunell (1996)	6
3.	Blake Bortles (2016)	5
4.	Blake Bortles (2018)	4
	Blake Bortles (2017)	4

Passer Rating (min. 300 attempts)

1.	David Garrard (2007)	102.2
2.	Gardner Minshew II (2020)	95.9
3.	Gardner Minshew II (2019)	91.2
	Mark Brunell (1997)	91.2
5.	David Garrard (2010)	90.8
6.	Mark Brunell (1998)	89.9
7.	Byron Leftwich (2005)	89.3
8.	Blake Bortles (2015)	88.2
9.	Mark Brunell (2002)	85.7
10.	Blake Bortles (2017)	84.7

RUSHING

Rushing Attempts

1.	Fred Taylor (2003)	345
2.	Maurice Jones-Drew (2011)	343
3.	Maurice Jones-Drew (2009)	312
4.	Maurice Jones-Drew (2010)	299
5.	Fred Taylor (2000)	292
6.	Fred Taylor (2002)	287
7.	Leonard Fournette (2017)	268
8.	Leonard Fournette (2019)	265
9.	Fred Taylor (1998)	264
10.	Fred Taylor (2004)	260

Rushing Yards

1.	Maurice Jones-Drew (2011) *Led NFL*	1,606
2.	Fred Taylor (2003)	1,572
3.	Fred Taylor (2000)	1,399
4.	Maurice Jones-Drew (2009)	1,391
5.	Maurice Jones-Drew (2010)	1,324

6.	Fred Taylor (2002)	1,314
7.	Fred Taylor (2004)	1,224
8.	Fred Taylor (1998)	1,223
9.	Fred Taylor (2007)	1,202
10.	Leonard Fournette (2019)	1,152

Rushing Touchdowns

1.	Maurice Jones-Drew (2009)	15
2.	Fred Taylor (1998)	14
3.	Maurice Jones-Drew (2006)	13
	James Stewart (1999)	13
5.	Maurice Jones-Drew (2008)	12
	Fred Taylor (2000)	12
7.	Leonard Fournette (2017)	9
	Maurice Jones-Drew (2007)	9
	Stacey Mack (2002)	9
	Stacey Mack (2001)	9
	Natrone Means (1997)	9

Rushing Average (min. 150 attempts)

1.	Maurice Jones-Drew (2006)	5.67
2.	Fred Taylor (2007)	5.39
3.	Fred Taylor (2006)	4.96
4.	Fred Taylor (2000)	4.79
5.	Fred Taylor (2004)	4.71
6.	JAMES ROBINSON (2021)	4.70
7.	Maurice Jones-Drew (2011)	4.68
8.	Fred Taylor (1998)	4.63
9.	Maurice Jones-Drew (2007)	4.60

200-Yard Rushing Games

1.	Leonard Fournette (2019)	1
	Fred Taylor (2000)	1

100-Yard Rushing Games

1.	Fred Taylor (2000)	9
2.	Maurice Jones-Drew (2010)	7
	Fred Taylor (2003)	7
4.	Maurice Jones-Drew (2011)	6
	Fred Taylor (1998)	6
6.	Leonard Fournette (2017)	5
	Maurice Jones-Drew (2009)	5
	Fred Taylor (2007)	5
	Fred Taylor (2004)	5
	Fred Taylor (2002)	5
11.	Fred Taylor (2006)	4
	JAMES ROBINSON (2020)	4

RECEIVING

Receptions

1.	Jimmy Smith (1999) *Led NFL*	116
2.	Jimmy Smith (2001)	112
3.	Keenan McCardell (2000)	94
4.	Keenan McCardell (2001)	93
5.	Jimmy Smith (2000)	91
6.	Keenan McCardell (1997)	85
	Keenan McCardell (1996)	85
8.	Jimmy Smith (1996)	83
9.	Jimmy Smith (1997)	82

Receiving Yards

1.	Jimmy Smith (1999)	1,636
2.	Allen Robinson (2015)	1,400
3.	Jimmy Smith (2001)	1,373
4.	Jimmy Smith (1997)	1,324
5.	Jimmy Smith (1996)	1,244
6.	Jimmy Smith (2000)	1,213



SINGLE-SEASON RECORDS

7.	Keenan McCardell (2000)	1,207
8.	Jimmy Smith (1998)	1,182
9.	Jimmy Smith (2004)	1,172
10.	Keenan McCardell (1997)	1,164
11.	Keenan McCardell (1996)	1,129
12.	Keenan McCardell (2001)	1,110
13.	Allen Hurns (2015)	1,031
14.	Jimmy Smith (2002)	1,027
15.	Jimmy Smith (2005)	1,023

Receiving Touchdowns

1.	Allen Robinson (2015) *Led NFL*	14
2.	Allen Hurns (2015)	10
	Mercedes Lewis (2010)	10
	Reggie Williams (2007)	10
5.	DJ CHARK JR. (2019)	8
	Jimmy Smith (2001)	8
	Jimmy Smith (2000)	8
	Jimmy Smith (1998)	8

Yards Per Reception (min. 50 receptions)

1.	Cecil Shorts III (2012)	17.80
2.	Allen Robinson (2015)	17.50
3.	Jimmy Smith (1997)	16.15
4.	Allen Hurns (2015)	16.11
5.	Jimmy Smith (2004)	15.84
6.	Jimmy Smith (1998)	15.15

200-Yard Receiving Games

1.	Justin Blackmon (2012)	1
	Jimmy Smith (2000)	1
	Jimmy Smith (1999)	1
	Keenan McCardell (1996)	1

100-Yard Receiving Games

1.	Jimmy Smith (1999)	9
2.	Allen Robinson (2015)	6
	Jimmy Smith (2001)	6
	Jimmy Smith (1997)	6
5.	Allen Hurns (2015)	5
	Keenan McCardell (2000)	5
	Jimmy Smith (2000)	5
	Jimmy Smith (2000)	5

YARDAGE

Scrimmage Yards

1.	Maurice Jones-Drew (2011)	1,980
2.	Fred Taylor (2003)	1,942
3.	Maurice Jones-Drew (2009)	1,765
4.	Fred Taylor (2002)	1,722
5.	Leonard Fournette (2019)	1,674
6.	Fred Taylor (1998)	1,644
7.	Maurice Jones-Drew (2010)	1,641
8.	Fred Taylor (2000)	1,639
9.	Jimmy Smith (1999)	1,636
10.	Fred Taylor (2004)	1,569

All-Purpose Yards

1.	Maurice Jones-Drew (2006)	2,250
2.	Maurice Jones-Drew (2007)	2,014
3.	Maurice Jones-Drew (2011)	1,964
4.	Fred Taylor (2003)	1,942
5.	Maurice Jones-Drew (2009)	1,886
6.	Maurice Jones-Drew (2008)	1,739
7.	Fred Taylor (2002)	1,722
8.	Leonard Fournette (2019)	1,674
9.	Fred Taylor (1998)	1,653

10.	Maurice Jones-Drew (2010)	1,641
-----	---------------------------	-------

PUNTING

Punts

1.	Bryan Anger (2013)	95
2.	Bryan Anger (2014)	94
3.	Bryan Anger (2012)	91
4.	Brad Nortman (2017)	87
5.	LOGAN COOKE (2018)	86
6.	Bryan Barker (1998)	85
7.	Chris Hanson (2004)	84
8.	Chris Hanson (2005)	82
	Chris Hanson (2001)	82
	Bryan Barker (1995)	82

Gross Average (min. 50 punts)

1.	Bryan Anger (2012) *NFL rookie record*	47.8
2.	LOGAN COOKE (2020)	47.7
3.	Bryan Anger (2014)	47.5
4.	LOGAN COOKE (2021)	47.3
5.	LOGAN COOKE (2019)	46.8
6.	Brad Nortman (2016)	46.6
7.	Bryan Anger (2015)	46.3
8.	Bryan Anger (2013)	45.7
9.	LOGAN COOKE (2018)	45.0

Net Average (min. 50 punts)

1.	LOGAN COOKE (2019) *Led NFL*	44.5
2.	LOGAN COOKE (2021)	43.6
3.	LOGAN COOKE (2020)	43.2
4.	LOGAN COOKE (2018)	41.3
5.	Bryan Anger (2012) *NFL rookie record*	40.8
6.	Bryan Anger (2013)	40.5
7.	Bryan Anger (2014)	39.6
8.	Brad Nortman (2016)	39.5
	Bryan Anger (2015)	39.5

Inside The 20

1.	LOGAN COOKE (2018)	37
2.	Chris Hanson (2005)	33
3.	Bryan Barker (1999)	32
4.	Bryan Anger (2013)	31
	Bryan Anger (2012)	31

Touchbacks (min. 50 punts)

1.	Bryan Anger (2015)	4
2.	Adam Podlesh (2007)	2
3.	LOGAN COOKE (2019)	2

RETURNS

Kickoff Returns

1.	Brian Witherspoon (2008)	52
2.	Deji Karim (2010)	50
3.	David Allen (2003)	41
4.	Derrick Wimbush (2005)	39
5.	Jordan Todman (2014)	38
6.	Shyrone Stith (2000)	33
7.	Willie Jackson (1997)	32
8.	Maurice Jones-Drew (2007)	31
	Maurice Jones-Drew (2006)	31
10.	Reggie Barlow (1998)	30

Kickoff Return Yards

1.	Brian Witherspoon (2008)	1,250
2.	Deji Karim (2010)	1,248
3.	Jordan Todman (2014)	972
4.	Derrick Wimbush (2005)	955



SINGLE-SEASON RECORDS

5.	Maurice Jones-Drew (2006)	860
6.	David Allen (2003)	831
7.	Maurice Jones-Drew (2007)	811
8.	Shyrone Stith (2000)	785
9.	Reggie Barlow (1998)	747
10.	Jordan Todman (2013)	712

Kickoff Return Average (min. 15 returns)

1.	Marqise Lee (2016)	30.3
2.	Maurice Jones-Drew (2006)	27.7
3.	Jordan Todman (2013)	27.4
4.	Maurice Jones-Drew (2007)	26.2
5.	Jordan Todman (2014)	25.6
6.	Elvis Joseph (2001)	25.2
7.	Deji Karim (2010)	25.0
8.	Corey Grant (2017)	24.9
	Reggie Barlow (1998)	24.9

Kickoff Return Touchdowns

1.	Eight players, last: Marqise Lee (2016)	1
----	--------------------------------------------	---

Punt Returns

1.	Alvin Pearman (2005)	49
2.	Reggie Barlow (1998)	43
3.	Damon Gibson (2001)	38
	Reggie Barlow (1999)	38
5.	Reggie Barlow (1997)	36
6.	Mike Thomas (2010)	34
7.	Ace Sanders (2014)	32
	Chris Hudson (2006)	32
	Chris Hudson (1996)	32
10.	Reggie Barlow (2000)	29

Punt Return Yards

1.	Reggie Barlow (1998)	555
2.	Reggie Barlow (1999)	414
3.	Reggie Barlow (1997)	412
4.	Alvin Pearman (2005)	410
5.	Mike Thomas (2010)	358
6.	Chris Hudson (1996)	348
7.	Damon Gibson (2001)	333
8.	David Allen (2003)	324
9.	Bobby Shaw (2002)	310
10.	Rashad Greene Sr. (2015)	301

Punt Return Average (min. 15 returns)

1.	Rashad Greene Sr. (2015)	16.7
2.	Dede Westbrook (2018)	14.0
3.	Reggie Barlow (1998)	12.9
4.	Bobby Shaw (2002)	12.4
5.	David Allen (2003)	12.0
6.	Reggie Barlow (1997)	11.4
7.	Brian Witherspoon (2008)	11.3
8.	Reggie Barlow (1999)	10.9
	Chris Hudson (1996)	10.9
10.	Jaydon Mickens (2017)	10.6

Punt Return Touchdowns

1.	Keelan Cole (2020)	1
	Dede Westbrook (2018)	1
	Jaydon Mickens (2017)	1
	Rashad Greene Sr. (2015)	1
	Mike Thomas (2010)	1
	Bobby Shaw (2002)	1
	Reggie Barlow (1998, 1999)	1

DEFENSE

Interceptions

1.	Rashean Mathis (2006)	8
2.	A.J. Bouye (2017)	6
	Marlon McCree (2002)	6
	Aaron Beasley (1999)	6
5.	Reggie Nelson (2007)	5
	Rashean Mathis (2005)	5
	Donovin Darius (2004)	5
	Rashean Mathis (2004)	5
	Deon Figures (1997)	5

INTs Returned for Touchdown

1.	Rashean Mathis (2008)	2
	Aaron Beasley (1999)	2
3.	Several players tied	1

Sacks

1.	Calais Campbell (2017)	14.5
2.	Yannick Ngakoue (2017)	12.0
	Tony Brackens (1999)	12.0
4.	Tony Brackens (2001)	11.0
5.	JOSH ALLEN (2019)	10.5
	Calais Campbell (2018)	10.5
	Kevin Hardy (1999)	10.5

Tackles

1.	Paul Posluszny (2012)	231
2.	Hardy Nickerson (2001)	230
3.	Russell Allen (2012)	201
4.	Paul Posluszny (2011)	192
5.	Mike Peterson (2005)	190
6.	Wali Rainer (2002)	188
7.	Kevin Hardy (1998)	186
8.	Mike Peterson (2004)	178

Takeaways

1.	Donovin Darius (2004)	9
2.	Rashean Mathis (2006)	8
3.	A.J. Bouye (2017)	6
	Marlon McCree (2002)	6
	Aaron Beasley (1999)	6

FUMBLES

Fumbles

1.	Blake Bortles (2015)	14
	Blaine Gabbert (2011)	14
	David Garrard (2009)	14
	Mark Brunell (1996)	14

Fumbles Lost

1.	David Garrard (2009)	8
2.	Gardner Minshew II (2019)	7
3.	Blake Bortles (2016)	6
	Byron Leftwich (2003)	6
5.	Blake Bortles (2015)	5
	Blaine Gabbert (2011)	5

Forced Fumbles

1.	Tony Brackens (1999)	8
2.	Yannick Ngakoue (2017)	6
	Tony Brackens (1997)	6

Opponent Fumble Recoveries

1.	Donovin Darius (2004)	4
	Bryan Schwartz (1998)	4



SINGLE-GAME RECORDS

SCORING

Points		
1.	James Stewart (Oct. 12, 1997 vs. PHI)	30
2.	Maurice Jones-Drew (Dec. 11, 2011 vs. T.B.)	24
	Fred Taylor (Nov. 19, 2000 at PIT)	24
4.	Several players tied	18

Touchdowns		
1.	James Stewart (Oct. 12, 1997 vs. PHI)	5
2.	Maurice Jones-Drew (Dec. 11, 2011 vs. T.B.)	4
	Fred Taylor (Nov. 19, 2000 at PIT)	4
4.	Several players tied	3

Field Goals		
1.	Josh Scobee (Oct. 10, 2010 at BUF)	5
	Josh Scobee (Nov. 25, 2007 vs. BUF)	5
	Mike Hollis (Sept. 10, 2000 at BAL)	5
	Mike Hollis (Nov. 30, 1997 vs. BAL)	5
	Mike Hollis (Dec. 1, 1996 vs. CIN)	5
6.	Several players tied	4

Extra Points		
1.	Josh Scobee (Dec. 23, 2007 vs. OAK)	7
2.	Josh Lambo (Dec. 17, 2017 vs. HOU)	6
	Jason Myers (Dec. 13, 2015 vs. IND)	6
	Mike Hollis (Dec. 3, 2000 vs. CLE)	6
	Mike Hollis (Nov. 1, 1998 at BAL)	6

PASSING

Pass Completions		
1.	Mark Brunell (Oct. 20, 1996 at STL)	37
2.	Byron Leftwich (Oct. 10, 2004 at S.D.)	36
3.	Blake Bortles (Oct. 7, 2018 at K.C.)	33
	Blake Bortles (Oct. 27, 2016 at TEN)	33
	Nick Foles (Nov. 17, 2019 at IND)	33
6.	Nick Foles (Nov. 24, 2019 at TEN)	32
	Blake Bortles (Dec. 24, 2017 at S.F.)	32
	Blake Bortles (Nov. 13, 2016 vs. HOU)	32
	Blake Bortles (Oct. 12, 2014 at TEN)	32
10.	Blake Bortles (Sept. 18, 2016 at S.D.)	31

Pass Attempts		
1.	Blake Bortles (Oct. 7, 2018 at K.C.)	61
2.	Blake Bortles (Oct. 27, 2016 vs. TEN)	54
	Byron Leftwich (Oct. 10, 2004 at S.D.)	54
4.	Blake Bortles (Oct. 18, 2015 vs. HOU)	53
5.	Mark Brunell (Oct. 20, 1996 at STL)	52
6.	Blake Bortles (Nov. 12, 2017 vs. LAC)	51
	Chad Henne (Dec. 29, 2013 at IND)	51
	Chad Henne (Dec. 23, 2012 vs. N.E.)	51

9. TREVOR LAWRENCE (Sept. 13, 2021 at HOU) 51		
Completion % (min. 20 attempts)		
1.	Gardner Minshew II (Sept. 13, 2020 vs. IND)	95.0
2.	Gardner Minshew II (Sept. 8, 2019 vs. K.C.)	88.0
3.	Mark Brunell (Sept. 7, 2003 at CAR)	85.2
4.	Mark Brunell (Oct. 29, 2000 at DAL)	83.3
	Rob Johnson (Aug. 31, 1997 at BAL)	83.3
6.	David Garrard (Dec. 2, 2007 at IND)	82.8
7.	David Garrard (Oct. 31, 2010 at DAL)	81.0
8.	David Garrard (Oct. 10, 2010 at BUF)	80.0
	Mark Brunell (Oct. 6, 1996 at N.O.)	80.0

Passing Yards		
1.	Mark Brunell (Sept. 22, 1996 at N.E.)	432
2.	Blake Bortles (Oct. 7, 2018 at K.C.)	430
3.	Mark Brunell (Oct. 20, 1996 at STL)	421
4.	Blake Bortles (Sept. 30, 2018 vs. NYJ)	388
5.	Mark Brunell (Sept. 10, 2000 at BAL)	386
6.	Blake Bortles (Dec. 24, 2017 at S.F.)	382
7.	Blake Bortles (Nov. 8, 2015 at NYJ)	381
8.	Blake Bortles (Sept. 16, 2018 vs. N.E.)	376
	Mark Brunell (Sept. 20, 1998 vs. BAL)	376
10.	Gardner Minshew II (Oct. 6, 2019 at CAR)	374
11.	Blake Bortles (Dec. 27, 2015 at N.O.)	368
12.	Byron Leftwich (Oct. 10, 2004 at S.D.)	357

Passing TDs		
1.	Blake Bortles (Dec. 6, 2015 at TEN)	5
2.	Blake Bortles (Sept. 16, 2018 vs. N.E.)	4
	Blake Bortles (Sept. 24, 2017 vs. BAL)	4
	Blake Bortles (Dec. 27, 2015 at N.O.)	4
	Blake Bortles (Oct. 11, 2015 at T.B.)	4
	Chad Henne (Nov. 18, 2012 at HOU)	4
	David Garrard (Oct. 31, 2010 at DAL)	4
	Quinn Gray (Dec. 30, 2007 at HOU)	4
	Mark Brunell (Nov. 29, 1998 at CIN)	4

Interceptions		
1.	Mark Brunell (Oct. 20, 1996 at STL)	5
2.	Trevor Lawrence (Dec. 12, 2022 at TEN)	4
	Jake Luton (Nov. 22, 2020 vs. PIT)	4
	Blake Bortles (Oct. 7, 2018 at K.C.)	4
	Luke McCown (Sept. 18, 2011 at NYJ)	4
	David Garrard (Sept. 19, 2010 at S.D.)	4
	David Garrard (Nov. 12, 2006 vs. HOU)	4

Average Gain Per Attempt (min. 20 attempts)		
1.	Blake Bortles (Oct. 22, 2017 at IND)	12.7
2.	David Garrard (Oct. 21, 2010 at DAL)	12.4
3.	Rob Johnson (Aug. 31, 1997 at BAL)	12.3
4.	Byron Leftwich (Oct. 5, 2003 vs. S.D.)	12.0
5.	Mark Brunell (Nov. 1, 1998 at BAL)	11.9
6.	Mark Brunell (Nov. 21, 1999 vs. N.O.)	11.7
7.	Blake Bortles (Dec. 17, 2017 vs. HOU)	11.2

RUSHING

Rushing Attempts		
1.	Fred Taylor (Sept. 25, 2005 at NYJ)	37
2.	Fred Taylor (Dec. 21, 2003 vs. N.O.)	34
3.	Maurice Jones-Drew (Oct. 18, 2009 vs. STL)	33
4.	Fred Taylor (Nov. 23, 2003 at NYJ)	32
	Fred Taylor (Dec. 17, 2000 at CIN)	32
	Fred Taylor (Dec. 6, 1998 vs. Det.)	32
7.	Maurice Jones-Drew (Dec. 5, 2010 at TEN)	31
	Fred Taylor (Oct. 29, 2000 at DAL)	31

Rushing Yards		
1.	Fred Taylor (Nov. 19, 2000 at PIT)	234
2.	Leonard Fournette (Sept. 29, 2019 at DEN)	225
3.	Fred Taylor (Dec. 21, 2003 vs. N.O.)	194
4.	Maurice Jones-Drew (Dec. 5, 2010 at TEN)	186
5.	Fred Taylor (Dec. 6, 1998 vs. DET)	183
6.	Leonard Fournette (Oct. 8, 2017 at PIT)	181
	Fred Taylor (Dec. 3, 2000 vs. CLE)	181
8.	Maurice Jones-Drew (Sept. 23, 2012 at IND)	177
	Maurice Jones-Drew (Nov. 1, 2009 at TEN)	177



SINGLE-GAME RECORDS

Rushing Touchdowns

1.	James Stewart (Oct. 12, 1997 vs. PHI)	5
2.	Nine players, last: Maurice Jones-Drew (Oct. 18, 2009 vs. STL)	4

Rushing Average (min. 10 attempts)

1.	Maurice Jones-Drew (Dec. 10, 2006 vs. IND)	11.07
2.	Maurice Jones-Drew (Oct. 14, 2007 vs. HOU)	10.42
3.	Fred Taylor (Oct. 31, 1999 at CIN)	8.53
4.	JAMES ROBINSON (Oct. 10 vs. TEN)	8.30
5.	Maurice Jones-Drew (Sept. 24, 2006 at IND)	7.92
6.	Stacey Mack (Dec. 30, 2001 vs. K.C.)	7.81
7.	Fred Taylor (Nov. 19, 2000 at PIT)	7.80

RECEIVING

Receptions

1.	Keenan McCardell (Oct. 20, 1996 at STL)	16
2.	Jimmy Smith (Sept. 10, 2000 at BAL)	15
3.	Justin Blackmon (Oct. 13, 2013 at DEN)	14
	Jimmy Smith (Jan. 2, 2000 vs. CIN)	14
5.	Allen Hurns (Oct. 4, 2015 at IND)	11
	Keenan McCardell (Dec. 23, 2000 at NYG)	11
	Keenan McCardell (Oct. 1, 2000 vs. PIT)	11
	Keenan McCardell (Dec. 7, 1997 vs. N.E.)	11

Receiving Yards

1.	Jimmy Smith (Sept. 10, 2000 at BAL)	291
2.	Justin Blackmon (Nov. 18, 2012 at HOU)	236
3.	Keenan McCardell (Oct. 20, 1996 at STL)	232
4.	Jimmy Smith (Nov. 21, 1999 vs. N.O.)	220
5.	Justin Blackmon (Oct. 13, 2013 at DEN)	190
6.	Keelan Cole (Dec. 17, 2017 vs. HOU)	186
7.	Jimmy Smith (Jan. 2, 2000 vs. CIN)	165
8.	DJ Chark Jr. (Oct. 6, 2019 at CAR)	164
	Jimmy Smith (Sept. 22, 1997 vs. PIT)	164
10.	Jimmy Smith (Dec. 1, 1996 vs. CIN)	162

Receiving TDs

1.	Mercedes Lewis (Sept. 24, 2017 vs. BAL)	3
	Allen Robinson (Dec. 6, 2015 at TEN)	3
	Jimmy Smith (Sept. 10, 2000 at BAL)	3
4.	Several players tied	2

Yards Per Reception (min. 4 receptions)

1.	DJ Chark Jr. (Sept. 8, 2019 vs. K.C.)	36.50
2.	Justin Blackmon (Nov. 18, 2012 at HOU)	33.71
3.	Ernest Wilford (Dec. 24, 2005 at HOU)	29.50
4.	Andre Rison (Sept. 22, 1996 at N.E.)	28.75

YARDAGE

Scrimmage Yards

1.	Jimmy Smith (Sept. 10, 2000 at BAL)	291
2.	Fred Taylor (Nov. 19, 2000 at PIT)	248
3.	Leonard Fournette (Sept. 29, 2019 at DEN)	245
4.	Fred Taylor (Sept. 29, 2002 vs. NYJ)	237
5.	Justin Blackmon (Nov. 18, 2012 at HOU)	236
6.	Keenan McCardell (Oct. 20, 1996 at STL)	232
7.	Fred Taylor (Dec. 21, 2003 at N.O.)	225
8.	Maurice Jones-Drew (Nov. 21, 2010 vs. CLE)	220
	Jimmy Smith (Nov. 21, 1999 vs. N.O.)	220
10.	Fred Taylor (Sept. 20, 1998 vs. BAL)	213

All-Purpose Yards

1.	Maurice Jones-Drew (Dec. 10, 2006 vs. IND)	303
2.	Jimmy Smith (Sept. 10, 2000 at BAL)	291
3.	Maurice Jones-Drew (Oct. 14, 2007 vs. HOU)	260
4.	Fred Taylor (Nov. 19, 2000 at PIT)	248

5.	Leonard Fournette (Sept. 29, 2019 at DEN)	245
6.	Maurice Jones-Drew (Sept. 24, 2006 at IND)	244
7.	Fred Taylor (Sept. 29, 2002 vs. NYJ)	237
8.	Justin Blackmon (Nov. 18, 2012 at HOU)	236
9.	Maurice Jones-Drew (Nov. 23, 2008 vs. MIN)	233
10.	Keenan McCardell (Oct. 20, 1996 at STL)	232

PUNTING

Punts

1.	Bryan Anger (Sept. 8, 2013 vs. K.C.)	11
2.	Adam Podlesh (Nov. 16, 2008 vs. TEN)	10
3.	Several players tied	9

Punts Inside 20 (since 2000)

1.	Bryan Anger (Nov. 17, 2013 vs. ARI)	6
2.	LOGAN COOKE (Dec. 5, 2021 at LAR)	5
	Bryan Anger (Oct. 4, 2015 at IND)	5
	Bryan Anger (Dec. 9, 2012 vs. NYJ)	5

Gross Average (min. 4 punts)

1.	Bryan Anger (Dec. 23, 2012 vs. N.E.)	56.3
2.	Bryan Anger (Oct. 11, 2015 at T.B.)	55.3
3.	Brad Nortman (Oct. 16, 2016 at CHI)	55.0
4.	LOGAN COOKE (NOV. 22, 2022 vs. PIT)	54.0
5.	Brad Nortman (Oct. 2, 2016 vs. IND)	53.8
	Bryan Barker (Oct. 19, 1997 at DAL)	53.8
7.	Bryan Anger (Sept. 9, 2012 at MIN)	53.5
	Bryan Anger (Sept. 23, 2012 at IND)	53.5

Net Average (min. 4 punts)

1.	Brad Nortman (Oct. 16, 2016 at CHI)	52.2
2.	Bryan Anger (Nov. 4, 2012 vs. DET)	50.5
3.	LOGAN COOKE (Dec. 16, 2018 vs. WAS)	50.2
4.	Adam Podlesh (Dec. 23, 2007 vs. OAK)	49.8
5.	LOGAN COOKE (Dec. 5, 2021 at LAR)	49.4

RETURNS

Kickoff Returns

1.	Michael Walker (Nov. 24, 2019 at TEN)	7
	Deji Karim (Oct. 18, 2010 vs. TEN)	7
	Jermaine Lewis (Oct. 10, 2004 at S.D.)	7
	Curtis Marsh Sr. (Nov. 12, 1995 vs. SEA)	7

Kickoff Return Yards

1.	Reggie Barlow (Oct. 25, 1998 at DEN)	206
2.	Jordan Todman (Sept. 28, 2014 at S.D.)	174
3.	Jordan Todman (Nov. 2, 2014 at CIN)	173
4.	Curtis Marsh Sr. (Nov. 12, 1995 vs. SEA)	169
5.	Deji Karim (Oct. 18, 2010 vs. TEN)	168
6.	Michael Walker (Nov. 24, 2019 at TEN)	157
	Reggie Barlow (Dec. 7, 1997 vs. N.E.)	157
8.	Rashad Jennings (Nov. 18, 2012 at HOU)	149
9.	David Allen (Dec. 14, 2003 at N.E.)	147
	Alvis Whitted (Dec. 26, 1999 at TEN)	147

Kickoff Return Average (min. 3 returns)

1.	Maurice Jones-Drew (Nov. 4, 2007 at N.O.)	47.3
2.	Derrick Wimbush (Nov. 27, 2005 at ARI)	46.0
3.	Brian Witherspoon (Sept. 7, 2008 at TEN)	41.3
4.	Randy Jordan (Oct. 13, 1996 vs. NYJ)	39.7
5.	Tiquan Underwood (Sept. 12, 2010 vs. DEN)	38.3

Kickoff Return TDs

1.	JAMAL AGNEW (Sept. 20, 2021 vs. DEN)	1
	Marqise Lee (Dec. 18, 2016 at HOU)	1
	Maurice Jones-Drew (Nov. 4, 2007 at N.O.)	1
	Maurice Jones-Drew (Dec. 10, 2006 vs. IND)	1
	Derrick Wimbush (Nov. 27, 2005 at ARI)	1



SINGLE-GAME RECORDS

Elvis Joseph (Nov. 18, 2001 at PIT)	1
Alvis Whitted (Dec. 26, 1999 at TEN)	1
Reggie Bartlow (Dec. 7, 1997 vs. N.E.)	1
Jimmy Smith (Dec. 3, 1995 at DEN)	1

Punt Returns

1. Jaydon Mickens (Nov. 12, 2017 vs. LAC)	7
Alvin Pearman (Dec. 18, 2005 vs. S.F.)	7
Alvin Pearman (Nov. 13, 2005 vs. BAL)	7
4. Several players tied	6

Punt Return Yards

1. Reggie Bartlow (Sept. 13, 1998 vs. K.C.)	134
2. Keelan Cole (Nov. 15, 2020 at G.B.)	113
3. Mike Thomas (Dec. 19, 2010 at IND)	99
4. Dede Westbrook (Dec. 16, 2018 vs. WAS)	84
5. Jaydon Mickens (Nov. 5, 2017 vs. CIN)	82
Desmond Howard (Sept. 24, 1995 vs. G.B.)	82
7. Reggie Bartlow (Sept. 20, 1998 vs. BAL)	81
8. Reggie Bartlow (Nov. 21, 1999 vs. N.O.)	80
9. Reggie Bartlow (Nov. 23, 1997 at CIN)	79
10. Jermaine Lewis (Sept. 19, 2004 vs. DEN)	78
11. Rashad Greene Sr. (Nov. 19, 2015 vs. TEN)	76

Punt Return Average (min. 3 returns)

1. Reggie Bartlow (Sept. 13, 1998 vs. K.C.)	44.7
2. Keelan Cole (Nov. 15 at G.B., 2020)	37.7
3. Dede Westbrook (Dec. 16, 2018 vs. WAS)	28.0
4. Jaydon Mickens (Nov. 5, 2017 vs. CIN)	27.3
5. Reggie Bartlow (Nov. 23, 1997 at CIN)	26.3
6. Reggie Bartlow (Nov. 2, 1997 at TEN)	25.3
7. Mike Thomas (Dec. 19, 2010 at IND)	24.8
8. Jaydon Mickens (Dec. 10, 2017 vs. SEA)	24.0
9. Reggie Bartlow (Nov. 29, 1998 at CIN)	23.0

Punt Return TD

1. Keelan Cole (Nov. 15, 2020 vs. G.B.)	1
Dede Westbrook (Dec. 16, 2018 vs. WAS)	1
Jaydon Mickens (Nov. 5, 2017 vs. CIN)	1
Rashad Greene Sr. (Dec. 13, 2015 vs. IND)	1
Mike Thomas (Dec. 19, 2010 at IND)	1
Bobby Shaw (Oct. 6, 2002 vs. PHI)	1
Reggie Bartlow (Nov. 21, 1999 vs. N.O.)	1
Reggie Bartlow (Sept. 13, 1998 vs. K.C.)	1

DEFENSE

Tackles

1. Hardy Nickerson (Nov. 25, 2001 vs. Bal.)	23
2. Russell Allen (Sept. 16, 2012 vs. Hou.)	22
Wali Rainer (Oct. 13, 2002 at Ten.)	22
T.J. Slaughter (Nov. 25, 2001 vs. Bal.)	22
5. Paul Posluszny (Dec. 19, 2012 at Mia.)	21
Bryan Schwartz (Dec. 17, 1995 at Det.)	21
7. Russell Allen (Nov. 18, 2012 at Hou.)	20
Daryl Smith (Dec. 18, 2010 at Ind.)	20
Kevin Hardy (Nov. 1, 1998 at Bal.)	20

Sacks

1. Calais Campbell (Sept. 10, 2017 at HOU)	4.0
2. Calais Campbell (Sept. 19, 2019 vs. TEN)	3.0
Chris Clemons (Nov. 23, 2014 at IND)	3.0
Paul Spicer (Sept. 25, 2005 at NYJ)	3.0
John Henderson (Oct. 6, 2002 vs. PHI)	3.0
Kelvin Prichett (Oct. 5, 1997 vs. CIN)	3.0

Interceptions

1. TRE HERNDON (OCT. 27, 2019 vs. NYJ)	2
Jalen Ramsey (Nov. 18, 2018 vs. PIT)	2
A.J. Bouye (Dec. 10, 2017 vs. SEA)	2
Tashaun Gipson Sr. (Oct. 8, 2017 at PIT)	2
Davon House (Nov. 15, 2015 at BAL)	2
Derek Cox (Oct. 31, 2010 at DAL)	2
Rashean Mathis (Nov. 5, 2006 vs. TEN)	2
Rashean Mathis (Sept. 18, 2006 vs. PIT)	2
Terry Cousin (Nov. 13, 2005 vs. BAL)	2
Rashean Mathis (Oct. 30, 2005 at STL)	2
Donovin Darius (Jan. 2, 2005 at OAK)	2
Rashean Mathis (Dec. 19, 2004 at G.B.)	2
Marlon McCree (Sept. 15, 2002 at K.C.)	2
Rayna Stewart (Sept. 10, 2000 at BAL)	2
Aaron Beasley (Sept. 12, 1999 vs. S.F.)	2
Deon Figures (Aug. 31, 1997 at BAL)	2

INTs Returned for Touchdown

1. Joe Schobert (Dec. 6, 2020 at MIN)	1
Yannick Ngakoue (Oct. 20, 2019 at CIN)	1
Telvin Smith (Dec. 23, 2018 at MIA)	1
MYLES JACK (Sept. 9, 2018 at NYG)	1
Barry Church (Oct. 8, 2017 at PIT)	1
Telvin Smith (Oct. 8, 2017 at PIT)	1
Jalen Ramsey (Dec. 24, 2016 vs. TEN)	1
Telvin Smith (Oct. 25, 2015 vs. BUF)	1
Dwayne Gratz (Dec. 28, 2014 at HOU)	1
Paul Posluszny (Oct. 13, 2013 at DEN)	1
Rashean Mathis (Sept. 21, 2008 at IND)	1
Rashean Mathis (Oct. 5, 2008 vs. PIT)	1
Clint Ingram (Dec. 9, 2007 vs. CAR)	1
Aaron Glenn (Oct. 28, 2007 at T.B.)	1
Scott Starks (Nov. 5, 2006 vs. TEN)	1
Mike Peterson (Nov. 13, 2005 vs. BAL)	1
Rashean Mathis (Oct. 16, 2005 at PIT)	1
Tony Brackens (Nov. 28, 1999 at BAL)	1
Aaron Beasley (Sept. 26, 1999 vs. TEN)	1
Aaron Beasley (Sept. 12, 1999 vs. S.F.)	1
Mickey Washington (Oct. 22, 1995 at CLE)	1

Opponent Fumble Recoveries

1. Telvin Smith Sr. (Nov. 23, 2014 at IND)	2
Donovin Darius (Sept. 12, 2004 at BUF)	2
Tony Brackens (Sept. 29, 1996 vs. CAR)	2

Forced Fumbles

1. Tony Brackens (Oct. 3, 1999 vs. PIT)	3
2. Several players tied	2

Blocked Field Goals

1. 12 players, last: Calais Campbell (Oct. 6, 2019 at CAR)	1
---------------------------------------------------------------	---

Blocked Punts

1. 13 players, last; Dan Skuta (Jan. 1, 2017 at Ind.)	1
----------------------------------------------------------	---



ROOKIE RECORDS

SCORING

Points (Season)		
1.	Fred Taylor (1998)	102
2.	Maurice Jones-Drew (2006)	96
3.	Josh Scobee (2004)	93
4.	Seth Marler (2003)	90
5.	JAMES ROBINSON (2020)	62
6.	Leonard Fournette (2017)	60
7.	Allen Hurns (2014)	36
8.	Justin Blackmon (2012)	32
9.	Matt Jones (2005)	30
10.	Hayden Epstein (2002)	28

Touchdowns (Season)		
1.	Fred Taylor (1998)	17
2.	Maurice Jones-Drew (2006)	16
3.	JAMES ROBINSON (2020)	10
4.	Leonard Fournette (2017)	9
5.	Allen Hurns (2014)	6
6.	Matt Jones (2005)	5
	Justin Blackmon (2012)	5

PASSING

Pass Completions (Season)		
1.	TREVOR LAWRENCE (2021)	359
2.	Gardner Minshew II (2019)	285
3.	Blake Bortles (2014)	280
4.	Byron Leftwich (2003)	239
5.	Blaine Gabbert (2011)	210
6.	Jake Luton (2020)	60
7.	Jonathan Quinn (1998)	34
8.	David Garrard (2002)	32
9.	Rob Johnson (1995)	3
10.	Matt Jones (2005)	2

Pass Completions (Game)		
1.	Blake Bortles (Oct. 12, 2014 at TEN)	32
	TREVOR LAWRENCE (Oct. 31, 2021 at SEA)	32
3.	Blake Bortles (Sept. 28, 2014 at S.D.)	29
4.	TREVOR LAWRENCE (Sept. 13, 2021 at HOU)	28
5.	Gardner Minshew II (Dec. 29, 2019 vs. IND)	27
	Gardner Minshew II (Nov. 3, 2019 vs. HOU)	27
7.	Gardner Minshew II (Oct. 6, 2019 at CAR)	26
	TREVOR LAWRENCE (Dec. 26, 2021 at NYJ)	26
9.	Byron Leftwich (Oct. 12, 2003 vs. MIA)	24
	TREVOR LAWRENCE (Dec. 12, 2021 at TEN)	24

Pass Attempts (Season)		
1.	TREVOR LAWRENCE (2021)	602
2.	Blake Bortles (2014)	475
3.	Gardner Minshew II (2019)	470
4.	Byron Leftwich (2003)	418
5.	Blaine Gabbert (2011)	413
6.	Jonathan Quinn (1998)	64
7.	Jake Luton (2020)	60
8.	David Garrard (2002)	46
9.	Rob Johnson (1995)	7
10.	Matt Jones (2005)	3
11.	LaBrandon Toefield (2003)	2

Pass Attempts (Game)		
1.	TREVOR LAWRENCE (Oct. 31, 2021 at SEA)	54
2.	TREVOR LAWRENCE (Sept. 13, 2021 at HOU)	51
3.	Gardner Minshew II (Nov. 3, 2019 vs. HOU)	47
4.	Blake Bortles (Oct. 12, 2014 at TEN)	46
5.	Gardner Minshew II (Oct. 6, 2019 at CAR)	44
6.	TREVOR LAWRENCE (Nov. 28, 2021 vs. ATL)	42
	Blaine Gabbert (Oct. 2, 2011 vs. N.O.)	42
	Byron Leftwich (Oct. 12, 2003 vs. MIA)	42

Passing Yards (Season)		
1.	TREVOR LAWRENCE (2021)	3,641
2.	Gardner Minshew II (2019)	3,271
3.	Blake Bortles (2014)	2,908
4.	Byron Leftwich (2003)	2,819
5.	Blaine Gabbert (2011)	2,214
6.	Jake Luton (2020)	624
7.	Jonathan Quinn (1998)	387
8.	David Garrard (2002)	231

Passing Yards (Game)		
1.	Gardner Minshew II (Oct. 6, 2019 at CAR)	374
2.	Blake Bortles (Oct. 12, 2014 at TEN)	336
	Byron Leftwich (Oct. 5, 2003 vs. S.D.)	336
4.	TREVOR LAWRENCE (Sept. 13, 2021 at HOU)	332
5.	TREVOR LAWRENCE (Oct. 17, 2021 vs. MIA)	319
6.	Gardner Minshew II (Nov. 3, 2019 vs. HOU)	309
7.	Jake Luton (Nov. 8, 2020 vs. HOU)	304
8.	Gardner Minshew II (Dec. 30, 2019 vs. IND)	295
9.	Blake Bortles (Nov. 9, 2014 vs. DAL)	290
10.	Byron Leftwich (Dec. 14, 2003 at N.E.)	288

Passing TDs (Season)		
1.	Gardner Minshew II (2019)	21
2.	Byron Leftwich (2003)	14
3.	Blaine Gabbert (2011)	12
	TREVOR LAWRENCE (2021)	12
4.	Blake Bortles (2014)	11
6.	Jake Luton (2020)	2
	Jonathan Quinn (1998)	2
8.	David Garrard (2002)	1
	Ace Sanders (2013)	1

Passing TDs (Game)		
1.	TREVOR LAWRENCE (Sept. 13, 2021 at HOU)	3
	Gardner Minshew II (Dec. 29, 2019 vs. IND)	3
	Gardner Minshew II (Oct. 27, 2019 vs. NYJ)	3
4.	12 times, last:	2
	Gardner Minshew II (Dec. 19, 2019 at OAK)	

Interceptions (Season)		
1.	TREVOR LAWRENCE (2021)	17
2.	Blake Bortles (2014)	17
3.	Byron Leftwich (2003)	16
4.	Blaine Gabbert (2011)	11
5.	Gardner Minshew II (2019)	6
6.	Jake Luton (2020)	4
7.	Jonathan Quinn (1998)	3
8.	David Garrard (2002)	2
9.	Rob Johnson (1995)	1

Interceptions (Game)		
1.	Jake Luton (Nov. 20, 2020 vs. PIT)	4
2.	TREVOR LAWRENCE (Sept. 13, 2021 at HOU)	3
	Blake Bortles (Oct. 19, 2014 vs. CLE)	3
	Byron Leftwich (Oct. 12, 2003 vs. MIA)	3
	Byron Leftwich (Sept. 28, 2003 at HOU)	3



ROOKIE RECORDS

RUSHING

Rushing Attempts (Season)

1.	Leonard Fournette (2017)	268
2.	Fred Taylor (1998)	264
3.	JAMES ROBINSON (2020)	240
4.	T.J. Yeldon (2015)	182
5.	Maurice Jones-Drew (2006)	166
6.	James Stewart (1995)	137
7.	Elvis Joseph (2001)	68
8.	Gardner Minshew II (2019)	67
9.	Greg Jones (2004)	62
10.	Blake Bortles (2014)	56
11.	LaBrandon Toefield (2003)	53

Rushing Attempts (Game)

1.	Fred Taylor (Dec. 6, 1998 vs. DET)	32
2.	Leonard Fournette (Nov. 19, 2017 at CLE)	28
	Leonard Fournette (Oct. 8, 2017 at PIT)	28
4.	Fred Taylor (Nov. 8, 1998 vs. CIN)	27
5.	Leonard Fournette (Sept. 10, 2017 at HOU)	26
6.	JAMES ROBINSON (NOV. 8, 2020 VS. HOU)	25
	T.J. Yeldon (Sept. 20, 2015 vs. MIA)	25
	Maurice Jones-Drew (Dec. 17, 2006 at TEN)	25
	Fred Taylor (Sept. 27, 1998 at TEN)	25
10.	Leonard Fournette (Dec. 10, 2017 vs. SEA)	24
	Leonard Fournette (Oct. 1, 2017 at NYJ)	24

Rushing Yards (Season)

1.	Fred Taylor (1998)	1,223
2.	JAMES ROBINSON (2020)	1,070
3.	Leonard Fournette (2017)	1,040
4.	Maurice Jones-Drew (2006)	941
5.	T.J. Yeldon (2015)	740
6.	James Stewart (1995)	525
7.	Blake Bortles (2014)	419
8.	Gardner Minshew II (2019)	344
9.	Elvis Joseph (2001)	294
10.	LaBrandon Toefield (2003)	212
11.	Rashad Jennings (2009)	202

Rushing Yards (Game)

1.	Fred Taylor (Dec. 6, 1998 vs. DET)	183
2.	Leonard Fournette (Oct. 8, 2017 at PIT)	181
3.	Maurice Jones-Drew (Dec. 10, 2006 vs. IND)	166
4.	Maurice Jones-Drew (Dec. 24, 2006 vs. N.E.)	131
5.	Leonard Fournette (Oct. 15, 2017 vs. LAR)	130
6.	Fred Taylor (Nov. 15, 1998 vs. T.B.)	128
	Fred Taylor (Sept. 20, 1998 vs. BAL)	128
8.	JAMES ROBINSON (Nov. 29, 2020 vs. CLE)	128
9.	JAMES ROBINSON (Oct. 25, 2020 at LAC)	119
10.	Fred Taylor (Nov. 8, 1998 vs. CIN)	118
11.	Fred Taylor (Sept. 27, 1998 at TEN)	116
12.	T.J. Yeldon (Oct. 25, 2015 vs. BUF)	115

Rushing TDs (Season)

1.	Fred Taylor (1998)	14
2.	Maurice Jones-Drew (2006)	13
3.	Leonard Fournette (2017)	9
4.	JAMES ROBINSON (2020)	7
5.	Greg Jones (2004)	3
6.	T.J. Yeldon (2015)	2
	Storm Johnson (2014)	2
	Byron Leftwich (2003)	2
	LaBrandon Toefield (2003)	2
	David Garrard (2002)	2

James Stewart (1995)	2
----------------------	---

Rushing TDs (Game)

1.	Fred Taylor (Nov. 15, 1998 vs. T.B.)	3
2.	JAMES ROBINSON (SEPT. 24, 2020 VS. MIA)	2
	Leonard Fournette (Oct. 8, 2017 at PIT)	2
	Maurice Jones-Drew (Dec. 24, 2006 vs. N.E.)	2
	Maurice Jones-Drew (Dec. 10, 2006 vs. IND)	2
	Maurice Jones-Drew (Oct. 8, 2006 vs. NYJ)	2
	David Garrard (Oct. 13, 2002 at Ten.)	2
	Fred Taylor (Dec. 6, 1998 vs. Det.)	2
	Fred Taylor (Oct. 12, 1998 vs. Mia.)	2
	Fred Taylor (Oct. 12, 1998 vs. MIA)	2

RECEIVING

Receptions (Season)

1.	Justin Blackmon (2012)	64
2.	LAVISKA SHENAULT JR. (2020)	58
3.	Allen Hurns (2014)	51
	Ace Sanders (2013)	51
5.	JAMES ROBINSON (2020)	49
6.	Allen Robinson (2014)	48
	Mike Thomas (2009)	48
8.	Maurice Jones-Drew (2006)	46
9.	Fred Taylor (1998)	44
10.	Keelan Cole (2017)	42

Receptions (Game)

1.	Pete Mitchell (Nov. 19, 1995 at T.B.)	10
2.	Fred Taylor (Sept. 20, 1998 vs. BAL)	9
3.	Allen Robinson (Oct. 12, 2014 at TEN)	8
	Ace Sanders (Dec. 1, 2013 at CLE)	8
	Ace Sanders (Nov. 17, 2013 vs. ARI)	8
	Zach Miller (Jan. 3, 2010 at CLE)	8
7.	Several players tied	7

Receiving Yards (Season)

1.	Justin Blackmon (2012)	865
2.	Keelan Cole (2017)	748
3.	Allen Hurns (2014)	677
4.	LAVISKA SHENAULT JR. (2020)	600
5.	Allen Robinson (2014)	548
6.	Pete Mitchell (1995)	527
7.	Ace Sanders (2013)	484
8.	Mike Thomas (2009)	453
9.	Maurice Jones-Drew (2006)	436
10.	Matt Jones (2005)	432
11.	Marqise Lee (2014)	422

Receiving TDs (Season)

1.	Allen Hurns (2014)	6
2.	LAVISKA SHENAULT JR. (2020)	5
	Justin Blackmon (2012)	5
	Matt Jones (2005)	5
5.	Keelan Cole (2017)	3
	Fred Taylor (1998)	3

Yards Per Reception (Season) (min. 25 receptions)

1.	Keelan Cole (2017)	17.8
2.	Justin Blackmon (2012)	13.5
3.	Allen Hurns (2014)	13.3
4.	Pete Mitchell (1995)	12.9
5.	Dede Westbrook (2017)	12.6
6.	Matt Jones (2005)	12.0
7.	Allen Robinson (2014)	11.4
	Marqise Lee (2014)	11.4
9.	LAVISKA SHENAULT JR. (2020)	10.2



ROOKIE RECORDS

10. Reggie Williams (2004) 9.9

Yards Per Reception (Game) (min. 4 receptions)

1.	Justin Blackmon (Nov. 18, 2012 at HOU)	33.7
2.	Allen Hurns (Sept. 7, 2014 at PHI)	27.5
3.	Keelan Cole (Dec. 17, 2017 vs. HOU)	26.6
4.	Collin Johnson (Nov. 29, 2020 vs. CLE)	24.0
5.	Matt Jones (Nov. 13, 2005 vs. BAL)	23.4
6.	T.J. Yeldon (Dec. 6, 2015 at TEN)	19.8
7.	Allen Robinson (Sept. 14, 2014 at Was.)	18.8

100-Yard Receiving Games (Season)

1.	Keelan Cole (2017)	2
	Allen Hurns (2014)	2
3.	Justin Blackmon (2012)	1
	Matt Jones (2005)	1
	Pete Mitchell (1995)	1

YARDAGE

Scrimmage Yards (Season)

1.	Fred Taylor (1998)	1,644
2.	JAMES ROBINSON (2020)	1,414
3.	Maurice Jones-Drew (2006)	1,377
4.	Leonard Fournette (2017)	1,342
5.	T.J. Yeldon (2015)	1,019
6.	Justin Blackmon (2012)	888
7.	Keelan Cole (2017)	748
8.	James Stewart (1995)	715
9.	Allen Hurns (2014)	677

All-Purpose Yards (Season)

1.	Maurice Jones-Drew (2006)	2,250
2.	Fred Taylor (1998)	1,653
3.	Brian Witherspoon (2008)	1,442
4.	Deji Karim (2010)	1,418
5.	JAMES ROBINSON (2020)	1,414
6.	Leonard Fournette (2017)	1,342
7.	Mike Thomas (2009)	1,301
8.	David Allen (2003)	1,223

DEFENSE

Tackles (Season)

1.	Bryan Schwartz (1995)	161
2.	Kevin Hardy (1996)	130
3.	Clint Ingram (2006)	117
4.	Akin Ayodele (2002)	108
	T.J. Slaughter (2000)	108

Tackles (Game)

1.	Bryan Schwartz (Dec. 17, 1995 at Det.)	21
2.	Bryan Schwartz (Dec. 24, 1995 vs. Cle.)	19
3.	Bryan Schwartz (Dec. 10, 1995 vs. Ind.)	17

Sacks (Season)

1.	JOSH ALLEN (2019)	10.5
2.	Yannick Ngakoue (2016)	8.0
3.	Tony Brackens (1996)	7.0
4.	John Henderson (2002)	6.5
5.	Kevin Hardy (1996)	5.5
6.	Tyson Alualu (2010)	3.5
	Derrick Harvey (2008)	3.5
	Bobby McCray (2004)	3.5
9.	Chris Smith (2014)	3.0
	Akin Ayodele (2002)	3.0
	Larry Smith (1999)	3.0

Interceptions (Season)

1.	Reggie Nelson (2007)	5
2.	Derek Cox (2009)	4
3.	Several players tied	2

Takeaways (Season)

1.	Derek Cox (2009)	5
	Reggie Nelson (2007)	5
	Fernando Bryant (1999)	5



OPPONENT RECORDS

SCORING

Points		
1.	Derrick Henry, Tennessee (Dec. 6, 2018)	24
2.	Jeff Reed, Pittsburgh (Dec. 1, 2002)	19

Touchdowns		
1.	Derrick Henry, Tennessee (Dec. 6, 2018)	4
2.	Several players tied, last: J. Mixon, CIN, 2020	3

PASSING

Pass Completions		
1.	Matt Schaub, Houston (Nov. 18, 2012)	43
2.	Philip Rivers (Sept. 13, 2020)	36
3.	Drew Brees, New Orleans (Nov. 4, 2007)	35
4.	Jon Kitna, Dallas (Oct. 31, 2010)	34
	Joe Flacco, Baltimore (Nov. 15, 2015)	34

Pass Attempts		
1.	Ben Roethlisberger, Pittsburgh (Oct. 8, 2017)	55
	Matt Schaub, Houston (Nov. 18, 2012)	55
3.	Andrew Luck, Indianapolis (Dec. 2, 2018)	52
4.	Peyton Manning, Indianapolis (Dec. 10, 2006)	50
	Shane Matthews, Washington (Nov. 10, 2002)	50
	Vinny Testaverde, Baltimore (Nov. 24, 1996)	50
	Rich Gannon, Kansas City (Nov. 9, 1997)	50

Passing Yards		
1.	Matt Schaub, Houston (Nov. 18, 2012)	527
2.	Drew Brees, New Orleans (Nov. 4, 2007)	445
3.	Peyton Manning, Indianapolis (Sept. 25, 2000)	440
4.	Carson Palmer, Arizona (Nov. 17, 2013)	419
5.	Drew Brees, New Orleans (Dec. 27, 2015)	412

Touchdown Passes		
1.	Matt Schaub, Houston (Nov. 18, 2012)	5
	Tony Banks, Baltimore (Sept. 10, 2000)	5
	Steve McNair, Tennessee (Dec. 26, 1999)	5
4.	Several players tied, last: (P. Rivers, S.D., 2016)	4

Interceptions Thrown		
1.	Ben Roethlisberger, Pittsburgh (Oct. 8, 2017)	5
2.	Jon Kitna, Dallas (Oct. 31, 2010)	4

RUSHING

Rushing Attempts		
1.	Terry Allen, Washington (Sept. 28, 1997)	36
2.	Several players tied; last: (A. Foster, HOU, 2011)	33

Rushing Yards		
1.	Jonathan Taylor, Indianapolis (Jan. 3, 2021)	253
2.	Derrick Henry, Tennessee (Dec. 6, 2018).	238
3.	Chris Johnson, Tennessee (Nov. 1, 2009)	228
4.	Derrick Henry, Tennessee (Dec. 13, 2020)	215
5.	Arian Foster, Houston (Jan. 2, 2011)	180
6.	Steven Jackson, St. Louis (Oct. 30, 2005)	179
7.	Two times, last: Christian McCaffrey, Carolina (Oct. 6, 2019)	176

Rushing Touchdowns		
1.	Derrick Henry, Tennessee (Dec. 6, 2018)	4

Longest Rush		
1.	Derrick Henry, Tennessee (Dec. 6, 2018)	99t
2.	Chris Johnson, Tennessee (Nov. 1, 2009)	89t
3.	Marcus Mariota, Tennessee (Dec. 6, 2015)	87t
4.	Joey Galloway, Seattle (Nov. 12, 1995)	86t
5.	Christian McCaffrey, Carolina (Oct. 6, 2019)	84t

RECEIVING

Receptions		
1.	Reggie Wayne, Indianapolis (Oct. 3, 2010)	15
2.	David Boston, San Diego (Oct. 5, 2003)	14
	Andre Johnson, Houston (Nov. 18, 2012)	14
	Tim Brown, Oakland (Dec. 21, 1997)	14
5.	Andre Johnson, Houston (Dec. 5, 2013)	13
	Wes Welker, New England (Dec. 27, 2009)	13

Receiving Yards		
1.	Andre Johnson, Houston (Nov. 18, 2012)	273
2.	Josh Gordon, Cleveland (Dec. 1, 2013)	261
3.	Albert Connell, Washington (Oct. 22, 2000)	211
4.	Sammy Watkins, Kansas City (Sept. 8, 2019)	198
5.	Terrell Owens, Buffalo (Nov. 22, 2009)	197

Receiving Touchdowns		
1.	Several players tied, last: (S. Watkins, K.C., 2019)	3

Longest Receptions		
1.	Terrell Owens, Buffalo (Nov. 22, 2009)	98t
2.	Josh Gordon, Cleveland (Dec. 1, 2013)	95t
3.	Michael Floyd, Arizona (Nov. 17, 2013)	91t
4.	Austin Ekeler, L.A. Chargers (Dec. 8, 2019)	84t
5.	Kevin Curtis, St. Louis (Oct. 30, 2005)	83

YARDAGE

Scrimmage Yards		
1.	Andre Johnson, Houston (Nov. 18, 2012)	273
2.	Josh Gordon, Cleveland (Dec. 1, 2013)	261
3.	Jonathan Taylor, Indianapolis (Jan. 3, 2021)	254
4.	Chris Johnson, Tennessee (Nov. 1, 2009)	239
5.	Derrick Henry, Tennessee (Dec. 6, 2018)	238

All-Purpose Yards		
1.	Andre Johnson, Houston (Nov. 18, 2012)	273
2.	Ridel Anthony, Tampa Bay (Nov. 15, 1998)	269
3.	Josh Gordon, Cleveland (Dec. 1, 2013)	261
4.	Eddy Drummond, Detroit (Nov. 14, 2004)	257
5.	Andre Davis, Houston (Dec. 30, 2007)	255

KICKING

Field Goals		
1.	Jeff Reed, Pittsburgh (Dec. 1, 2002)	6
2.	Adam Vinatieri, New England (Sept. 22, 1996)	5
	Matt Stover, Baltimore (Oct. 8, 2000)	5

Longest Field Goals		
1.	Jason Elam, Denver (Oct. 25, 1998)	63
2.	Phil Dawson, Arizona (Nov. 26, 2017)	57
3.	Greg Zuerlein, L.A. Rams (Oct. 15, 2017)	56
4.	Blair Walsh, Minnesota (Sept. 9, 2010)	55

Extra Points		
1.	Several players tied, last: (M. Badgley, LAC, 2019)	6

Most Blocked Kicks (FGs, PATs)		
1.	Several players tied, last: (D. Autry, IND, 2018)	1

PUNTING

Punts		
1.	Chris Gardocki, Cleveland (Dec. 3, 2000)	12
2.	Shane Lechler, Houston (Dec. 17, 2017)	11
	Riley Dixon, Denver (Dec. 4, 2016)	11



OPPONENT RECORDS

Gross Average (min. 4 punts)

1.	Craig Hentrich, Tennessee (Nov. 4, 2001)	57.5
2.	Ryan Allen, New England (Sept. 16, 2018)	55.5
3.	Marquette King, Oakland (Oct. 23, 2016)	54.6

Inside The 20 (min. 5 punts)

1.	Several players tied, last: (T. Morstead, N.O., 2019)	5
----	----------------------------------------------------------	---

DEFENSE

Tackles

1.	Anthony Walker, Indianapolis (Dec. 29, 2019)	17
	D'Qwell Jackson, Indianapolis (Oct. 10, 2015)	17
	Steven Tulloch, Tennessee (Dec. 5, 2010)	17

Sacks

1.	Ryan Kerrigan, Washington (Sept. 14, 2014)	4.0
	Connor Barwin, Houston (Nov. 27, 2011)	4.0
3.	John Abraham, Atlanta (Dec. 15, 2011)	3.5
	Whitney Mercilus, Houston (Jan. 3, 2016)	3.5

Interceptions

1.	Samari Rolle, Tennessee (Dec. 26, 1999)	3
2.	Several players tied; last: (R. Smith, CHI, 12/27/20)	2

Longest Interception Returns

1.	Anthony Henry, Cleveland (Dec. 16, 2001)	97t
2.	Anthony Parker, St. Louis (Oct. 20, 1996)	92t
3.	Kemal Ishmael, Atlanta (Dec. 20, 2015)	84
4.	Adam Jones, Tennessee (Dec. 17, 2006)	83t

RETURNS

Punt Returns

1.	Jacoby Jones, Houston (Nov. 27, 2011)	7
	Dexter McCluster, Kansas City (Sept. 8, 2013)	7
	Andre Roberts, Washington (Sept. 14, 2014)	7
4.	Several players tied, last: (D. Carter, HOU, 2018)	6

Punt Return Yards

1.	Eddie Drummond, Detroit (Nov. 14, 2004)	199
2.	Darius Reynaud, Tennessee (Dec. 30, 2012)	160
3.	Roscoe Parrish, Buffalo (Nov. 26, 2006)	104
4.	Steve Smith, Carolina (Sept. 9, 2003)	102

Longest Punt Returns

1.	Eddie Drummond, Detroit (Nov. 14, 2004)	83t
2.	Peter Warrick, Cincinnati (Dec. 17, 2000)	82t
	Terrence Wilkins, Indianapolis (Sept. 24, 2006)	82t
	Roscoe Parrish, Buffalo (Nov. 26, 2006)	82t

Kickoff Returns

1.	MarTey Jenkins, Arizona (Dec. 10, 2000)	8
	Nate Jacquet, Minnesota (Dec. 23, 2001)	8
	Justin Miller, N.Y. Jets (Oct. 8, 2006)	8

Kickoff Return Yards

1.	Andre Davis, Houston (Dec. 30, 2007)	234
2.	Glyn Milburn, Chicago (Sept. 6, 1998)	197
3.	Adam Jones, Tennessee (Nov. 20, 2005)	196

Longest Kickoff Returns

1.	Andre Davis, Houston (Dec. 30, 2007)	104t
2.	Pharoh Cooper, L.A. Rams (Oct. 25, 2017)	103t
3.	Andre Davis, Houston (Dec. 30, 2007)	97t
4.	Aaron Bailey, Indianapolis (Dec. 10, 1995)	95t
5.	Chad Simpson, Indianapolis (Dec. 17, 2009)	93t

