JAX AT WAS

09.11.22 | 1 P.M. | FEDEX FIELD

WEEK 1

JOHN DEVER | SENIOR VICE PRESIDENT AND CHIEF COMMUNICATIONS OFFICER | DEVERJ@NFL.JAGUARS.COM
ALEX BROOKS | DIRECTOR OF PUBLIC RELATIONS | BROOKSA@NFL.JAGUARS.COM
AMANDA HOLT | DIRECTOR OF COMMUNICATIONS | HOLTAF@NFL.JAGUARS.COM
DAVID WOLF | MANAGER OF PUBLIC RELATIONS | WOLFD@NFL.JAGUARS.COM
DYLAN MORTON | PUBLIC RELATIONS COORDINATOR | MORTOND@NFL.JAGUARS.COM
@JAGUARS | @JAGUARSPR | JAGUARS.COM

JACKSONVILLE JAGUARS AT WASHINGTON COMMANDERS | SEPTEMBER 11 | 1 P.M. ET

JAGUARS TAKE ON COMMANDERS FOR WEEK 1

Head Coach Doug Pederson he will make his regular season Jaguars coaching debut on Sunday, Sept. 11 at 1 p.m. against the Commanders at FedEx Field.

"I focus on the process and the journey, and if you take care of the small things, those big things will take care of themselves, and that's the final score. I just know if we work hard this week and prepare and go up there and play hard and do the right things, good things will happen" Pederson said.

Pederson accumulated a 6-4 record against the Commanders in his five seasons as head coach in Philadelphia (2016-20) and posted a 3-2 record at FedEx Field. With a victory, he would become the second head coach in franchise history (Doug Marrone) to win their first game with the team.

DOUG IN WEEK 1

Coach Pederson went 4-1 in season openers in his five seasons as head coach of the Eagles, including two victories against the Commanders on Kickoff Weekend.

DOUG PEDERSON, SEASON OPENERS

DATE	OPPONENT	RESULT
Sept. 11, 2016	at Cleveland	W, 29-10
Sept. 10, 2017	at Washington	W, 30-17
Sept. 6, 2018	Atlanta	W, 18-12
Sept. 8, 2019	Washington	W, 32-27
Sept. 13, 2020	at Washington	L, 27-17

In Pederson's five seasons as head coach, he faced off against the Commanders in Week 1 three times, accumulating a 2-1 record. The Eagles outscored their opponents, 126-93, in their five Week 1 contests under Pederson.

MEDIA SITE

The Jaguars media website is NFLOMG.com. For customized access to the NFLOMG site, please utilize the username "jaguarsmedia" with the password "jaguarsmedia."

WEEK 1 QUICK HITS

• QB Trevor Lawrence will start in his second season in 2022 with the Jaguars after being selected No. 1 overall in the 2021 NFL Draft. In 2021, Lawrence completed 359 passes for a franchise rookie record 3,641 yards. In the Jaguars Week 1 contest at Houston in 2021, Lawrence threw for a season-high 332 yards and three TDs.

• OLB Josh Allen, P Logan Cooke, Lawrence, LB Foye Oluokun and OL Brandon Scherff will serve as the team's captains this season. Lawrence and Allen were both captains in 2021 with Allen also serving as a captain in 2020. This year marks Scherff's fourth season as a captain for an NFL team.

• This year's season opener marks Jacksonville's fourth time playing at Washington in franchise history and its first time opening the season against the Commanders. It will be the Jaguars' first time opening on the road against an NFC opponent since 2018 when they defeated the New York Giants, 20-15. The Jaguars have played an NFC East opponent three times in Week 1 and posted a 2-1 record.

• OLB Travon Walker is slated to make his NFL debut on Sunday after being selected by the Jaguars first overall in the 2022 NFL Draft. Walker, who won the 2022 College Football Playoff National Championship with Georgia, posted four tackles, two tackles for loss and 1.0 sack in the preseason.

2022 REGULAR SEASON SCHEDULE

Date	Opponent	Time/(TV)
Sun. Sept. 11	at Washington Commanders	1 p.m. (FOX)
Sun. Sept. 18	**Indianapolis Colts**	**1 p.m. (CBS)**
Sun. Sept. 25	at Los Angeles Chargers	4:05 p.m. (CBS)
Sun. Oct. 2	at Philadelphia Eagles	1:00 p.m. (CBS)
Sun. Oct. 9	**Houston Texans**	**1 p.m. (CBS)**
Sun. Oct. 16	at Indianapolis Colts	1:00 p.m. (CBS)
Sun. Oct. 23	**New York Giants**	**1:00 p.m. (FOX)**
Sun. Oct. 30	**Denver Broncos**	**9:30 a.m. (ESPN+)**
Sun. Nov. 6	**Las Vegas Raiders**	**1 p.m. (CBS)**
Sun. Nov. 13	at Kansas City Chiefs	1 p.m. (CBS)
	BYE	--
Sun. Nov. 27	**Baltimore Ravens**	**1 p.m. (CBS)**
Sun. Dec. 4	at Detroit Lions	1:00 p.m. (FOX)
Sun. Dec. 11	at Tennessee Titans	1 p.m. (CBS)
Sun. Dec. 18	**Dallas Cowboys**	**1 p.m. (FOX)**
Thu. Dec. 22	at New York Jets	8:15 p.m. (Prime Video)
Sun. Jan. 1	at Houston Texans	1 p.m. (CBS)
TBD	**Tennesseee Titans**	**TBD**

PRONUNCIATION GUIDE

C.J. **Beathard**	BETH-urd
K'Lavon Chaisson	KAY-luh-von CHASE-on
De'Shaan Dixon	DEE-shawn
Travis **Etienne** Jr.	ETN
Luke **Farrell**	FAIR-ull
Folorunso Fatukasi	fow-low-RUNE-so faa-too-KAH-see
Adam **Gotsis**	GOT-sis
DaVon Hamilton	DUH-von
JaMycal Hasty	juh-MY-kuhl
Tre Herndon	Tray
Ross **Matiscik**	MATTA-sick
Chad **Muma**	MOO-ma
Foyesade Oluokun	Foy-eh-sa-day oh-LOU-a-kuhn
Brandon **Scherff**	Sheriff
Dawuane Smoot	duh-WAHN
Travon Walker	TRAY-von
Andrew **Wingard**	WING-urd

BROADCAST

FOX NFL

Chris Myers
(play-by-play)

Robert Smith
(analyst)

Jen Hale
(sideline reporter)

1010 XL 92.5 FM fax sports radio

Frank Frangie
(play-by-play)

Jeff Lageman
(analyst)

Tony Boselli
(analyst)

Bucky Brooks
(sideline reporter)

REGULAR SEASON WEEK 1

Thursday, Sept. 8

Buffalo at Los Angeles Rams ..... 8:20 p.m.

Sunday, Sept. 11

Jacksonville at Washington ..... 1 p.m.
New Orleans at Atlanta ..... 1 p.m.
San Francisco at Chicago ..... 1 p.m.
Pittsburgh at Cincinnati ..... 1 p.m.
Philadelphia at Detroit ..... 1 p.m.
New England at Miami ..... 1 p.m.
Baltimore at New York Jets ..... 1 p.m.
Cleveland at Carolina ..... 1 p.m.
Indianapolis at Houston ..... 1 p.m.
New York Giants at Tennessee ..... 4:25 p.m.
Green Bay at Minnesota ..... 4:25 p.m.
Kansas City at Arizona ..... 4:25 p.m.
Las Vegas at Los Angeles Chargers ..... 4:25 p.m.
Tampa Bay at Dallas ..... 8:20 p.m.

Monday, Sept. 12

Denver at Seattle ..... 8:15 p.m.

All times Eastern

COMMANDERS SERIES

Head Coach: Ron Rivera (since 2020 • 14-19, .424)
Regular Season Series: 1-6 (.143) **Home Record:** 1-3 (.250)
Postseason Series: 0-0 (.000) **Road Record:** 0-3 (.000)

Date	Location	Result	Attendance
Dec. 16, 2018	Jacksonville	L, 16-13	67,577
Sept. 14, 2014	Washington	L, 41-10	80,037
Dec. 26, 2010	Jacksonville	L, 20-17 (OT)	63,470
Oct. 1, 2006	Washington	L, 36-30 (OT)	89,450
Nov. 10, 2002	**Jacksonville**	**W, 26-7**	**66,665**
Oct. 22, 2000	Jacksonville	L, 35-16	69,061
Sept. 28, 1997	Washington	L, 24-12	74,421

Doug Pederson will make his Jaguars regular season head coaching debut at the Washington Commanders in Week 1 on September 11. The season opener marks Jacksonville's fourth time playing at Washington in franchise history and its first time opening the season against the Commanders.

CONNECTION: OL BRANDON SCHERFF

Jaguars OL Brandon Scherff spent the first seven seasons of his career in Washington. During his time with the Commanders, he was selected to five Pro Bowls (2016-17, 2019, 2020-21) and voted to one AP All-Pro Team.

NUMBERS TO KNOW

24,732 — Jacksonville is set to travel 24,732 miles during the 2022 regular season, the fourth-most in the NFL. The Jaguars will kick off this season with a 719-mile trip to Landover, Maryland.

2018 — The last time the Jaguars opened the season against an NFC East opponent was in 2018 when they defeated the New York Giants, 20-15, at MetLife Stadium.

111.8 — QB Trevor Lawrence concluded his 2021 rookie campagn with a passer rating of 111.8 in the Jaguars' 26-11 win against Indianapolis. He finished the game 23-of-32 with 223 yards and two touchdowns. His 111.8 passer rating was his higest single-game rating of his rookie season.

5 — This week, the Jaguars announced they will have five captains for the 2022 season: QB Trevor Lawrence, OL Brandon Scherff, LB Foye Oluokun, OLB Josh Allen and P Logan Cooke.

WEEK 1 INDVIDUAL RECORDS

Category	Player	Number	Game
Pass Attempts	**Trevor Lawrence**	51	9/12/21 at HOU
Passing Yards	**Trevor Lawrence**	332	9/12/21 at HOU
Passing TDs	Three Players	3	--
Rush Attempts	Leonard Fournette James Stewart	26 26	9/10/17 at HOU 9/6/98 at CHI
Rushing Yards	James Stewart	115	9/6/98 at CHI
Receptions	Keenan McCardell Jimmy Smith	9 9	9/3/00 at CLE 9/6/98 at CHI
Receiving Yards	DJ Chark Jr.	146	9/8/19 vs. K.C.
Receiving TDs	Jimmy Smith Allen Hurns Marcedes Lewis	2 2 2	Three times 9/7/14 at PHI 9/12/10 vs. DEN
Tackles	Paul Posluszny	12	9/7/14 at PHI
Sacks	Calais Campbell	4.0	9/10/17 at HOU
INTs	Aaron Beasley Deon Figures	2 2	9/12/99 vs. S.F. 8/31/97 at BAL

Bold indicates current player

KICKOFF WEEKEND RESULTS

The Jaguars are 14-13 in season openers, including 2-1 against NFC East opponents. Jacksonville has won three of its last five contests on Kickoff Weekend.

KICKOFF WEEKEND RESULTS

DATE	OPP.	RESULT	FINAL W-L
9/12/21	Houston	L, 37-21	3-14
9/13/20	Indianapolis	W, 27-20	1-15
9/8/19	Kansas City	L, 26-40	6-10
9/8/18	at N.Y. Giants	W, 20-15	5-11
9/10/17	at Houston	W, 29-7	10-6
9/11/16	Green Bay	L, 23-27	3-13
9/13/15	Carolina	L, 9-20	5-11
9/7/14	at Philadelphia	L, 17-34	3-13
9/8/13	Kansas City	L, 2-28	4-12
9/9/12	at Minnesota	L, 23-26	2-14
9/11/11	Tennessee	W, 16-14	5-11
9/12/10	Denver	W, 24-17	8-8
9/13/09	at Indianapolis	L, 12-14	7-9
9/7/08	Tennessee	L, 10-17	5-11
9/9/07	Tennessee	L, 10-13	11-5
9/10/06	Dallas	W, 24-17	8-8
9/11/05	Seattle	W, 26-14	12-4
9/12/04	at Buffalo	W, 13-10	9-7
9/7/03	at Carolina	L, 23-24	5-11
9/8/02	Indianapolis	L, 25-28	6-10
9/9/01	Pittsburgh	W, 21-3	6-10
9/3/00	at Cleveland	W, 27-7	7-9
9/12/99	San Francisco	W, 41-3	14-2
9/6/98	at Chicago	W, 24-23	11-5
8/31/97	at Baltimore	W, 28-27	11-5
9/1/96	Pittsburgh	W, 24-9	9-7
9/3/95	Houston	L, 3-10	4-12

WEEK 1 TEAM RECORDS

Category	Number	Game
Points	41	9/12/99 vs. S.F.
Points Allowed	3 3	9/9/01 vs. PIT 9/12/99 vs. S.F.
Margin of Victory	38	9/12/99 vs. S.F.
Points Combined	66 (L, 26-40)	9/8/19 vs. K.C.
Time of Possession	39:38	9/11/11 vs. TEN
Total Yards	428	9/8/19 vs. K.C.
Total Net Yards Allowed	187	9/1/96 vs. PIT
Passing Yards	332	9/12/21 at HOU
Passes Completed	28	9/12/21at HOU
Passing Touchdowns	3 3	9/12/10 vs. DEN 9/9/01 vs. PIT
Rushing Yards	163	9/11/11 vs. TEN
Rushing Attempts	47	9/11/11 vs. TEN
Rushing Touchdowns	2 2 2	9/10/17 vs. DAL 9/12/99 at CLE 8/31/97 at BAL
Passing Yards Allowed	78	9/9/07 vs. TEN
Rushing Yards Allowed	43	9/11/11 vs. TEN
INTs	3 3 3	9/10/06 vs. DAL 9/12/99 vs. S.F. 8/31/97 at BAL
Sacks	10	9/10/17 at HOU
Takeaways	5 5	9/11/05 vs. SEA 9/12/99 vs. S.F.

WEEK 1: WHAT TO WATCH FOR

• QB Trevor Lawrence threw for a career-high 332 yards in Week 1 at Houston in 2021. With 300-plus yards passing this week, he would become the first Jaguars player to throw for at least 300 yards in multiple season openers.

• In Jacksonville's Week 18 game against the Colts on Jan. 9, 2022, OLB Josh Allen sacked QB Carson Wentz twice in a 26-11 victory. Allen has recorded at least 2.0 sacks in four games in his career and with at least 2.0 sacks on Sunday, he will become the fourth player in franchise history with five games or more of at least 2.0 sacks.

• In the Cardinals' Week 1 opener against the Titans in 2021, WR Christian Kirk posted five catches for 70 yards and two TDs. With 98 receiving yards on Sunday, Kirk will tally 3,000 receiving yards for his career.

• With 1.0 sack against the Commanders, OLB Travon Walker would join LB Kevin Hardy (1996), S Reggie Nelson (2007) and DT Tyson Alualu (2010) as the only players in franchise history to record a sack in their first career game.

• RB Travis Etienne Jr. and QB Trevor Lawrence played a combined 95 games at Clemson and won the 2019 College Football Playoff National Championship together. The 2021 first-round picks will take the field for the first time together in the regular season with the Jaguars in Week 1.

1ST DOWNTOWN JACKSONVILLE

As the Jacksonville Jaguars kick off their 28th season playing in Downtown Jacksonville, the team is hard at work establishing a vision for what the next quarter century will look like in and around the sports complex. On June 3, 2021, the Jaguars, together with their affiliated real estate development entity of Iguana Investments, announced development plans for Downtown Jacksonville including The Jacksonville Shipyards, a multi-faceted project that will feature a Four Seasons Hotel and Residences, a Class A office building and improvements to the city-owned marina and public spaces. The team also unveiled a vision for a football performance center, which will be the first step in creating the "Stadium of the Future" for Jaguars fans.

1ST DOWN TOWN JACKSONVILLE

"My goal is for Downtown Jacksonville to be the envy of cities here in the U.S. and elsewhere, and I see no reason why we can't achieve that goal," said Jaguars team Owner Shad Khan. "I am confident we have the local leadership, spirit and commitment to revitalize Downtown Jacksonville in a manner that will make the world take notice while also serving the needs of the community and the people who make Jacksonville their home."

To learn more about the status of each of these projects, visit www.1stdowntownjax.com. 1st DownTown Jacksonville is an all-encompassing initiative that captures the Jaguars' commitment to Downtown development, establishes a destination for up-to-date information about the Jaguars' plans and offers everyone the opportunity to personally get involved in the effort.

THE SHIPYARDS

For over a century, the Jacksonville Shipyards located across the street from TIAA Bank Field bustled with activity as an economic port of call. Today, the Shipyards stand empty, but Shad Khan's vision looks to deliver a Downtown experience that blends urban design with entertainment. A modernized marina, a landmark five-star hotel and residences and a six-story office building will create hundreds of new jobs and generate vital tourism revenue.

On October 12, 2021, the Jacksonville City Council approved legislation for the Shipyards, which includes private investment of more than $300 million dollars. On June 10, 2022, Iguana Investments closed on the final property purchase via the Downtown Investment Authority. The Jaguars and Iguana Investments began subsurface preparations earlier this summer with an anticipated completion in 2026.

MILLER ELECTRIC CENTER

On August 24, 2021, the Jacksonville City Council approved legislation for an all-new Sports Performance Center, and the Jaguars broke ground on the new facility in January 2022. A 50/50 public-private partnership between the Jaguars and the City of Jacksonville, the $120 million facility is a state of the art 125,000 square-foot space that will house all of the team's football staff and football operations including locker rooms, training and medical facilities, office space and a draft room. It will include two full-size grass practice fields as well as one indoor field along with shaded public viewing stands, concession areas and a team store. On June 13, 2022, the team announced a multi-year naming rights partnership with Miller Electric Company, an electrical contractor headquartered in Jacksonville. The Miller Electric Center is scheduled to open next summer ahead of the 2023 season.



PLAY FOOTBALL MONTH

School may have been out for summer, but youth football was in full swing across Northeast Florida throughout Play Football Month in August.

"Our Jaguars Prep programming is a pillar of our community impact efforts, and we're always thrilled to put the spotlight on these young athletes," said Whitney Meyer, Jaguars senior vice president and chief community impact officer. "We wish all the high school teams kicking off their season the best of luck!" The Jaguars kicked off Play Football Month on Monday with the Jaguars Prep and Baker's Sports High School Media Day. More than 450 coaches and athletes representing 60 schools in Northeast Florida and Southeast Georgia were on hand to meet with regional media and talk about expectations for the coming season.

In mid-August, Jaguars Prep hosted the Learn to Be Legends youth football camp for 225 girls from the Girls Power NFL Flag League. Jaguars Legends including QB David Garrard taught the girls football fundamentals and techniques to help improve their game.

Across both the preseason contests at TIAA Bank Field, the Jaguars donated 7,000 game tickets to local youth football teams. During both games, youth and high school players welcomed the team on the field, competed in halftime competitions and held the flag during the national anthem.

GET IN THE GAME

Ahead of the upcoming U.S. midterm elections this fall, the Jaguars have brought back the "Get In the Game" campaign, an organization-wide commitment to voter education and a call for civic engagement that originally launched in 2020.

The season-long campaign includes a public service announcement encouraging voter registration and voter turnout and will continue through election day with activations via social media, on game day, and through grassroots activities.

The Jaguars launched the PSA last week featuring Head Coach Doug Pederson and several other players and coaches.

"The right to vote is a privilege too often taken for granted," said Pederson. "I urge everyone to complete or confirm their registration, become educated on the issues and, most importantly, commit to voting. Let your voice be heard."

The Players Coalition will visit TIAA Bank Field to offer voter education training to the Jaguars rookie class as well as the entire Jaguars front office. The Jaguars are also partnering with the Duval County Supervisor of Elections Office to provide onsite voter registration at upcoming Jaguars games and provide a site for poll worker training later this month.

TONY BOSELLI: PRO FOOTBALL HALL OF FAME

On Feb. 10, 2022, former Jaguars All-Pro left tackle Tony Boselli, the franchise's first-ever draft selection in 1995, cemented his place in NFL history as the Jaguars' first ever member of the Pro Football Hall of Fame. Boselli was officially enshrined in the Pro Football Hall of Fame and received his gold jacket in Canton with the rest of the 2022 Pro Football Hall of Fame class on Aug. 6, 2022. "There is nothing more important. There is nothing more powerful. The support and love of my family, in all of its forms and throughout my 50 years, is why I am here today. As the first Jacksonville Jaguar to be welcomed as a member of the Pro Football Hall of Fame. It is a profound honor, and I thank the Hall for the privilege, and I thank you for allowing me to be your teammates," Boselli said.

"Tony's well-deserved selection for enshrinement in the Pro Football Hall of Fame is long overdue and one of the greatest moments in the history of our franchise," Jaguars Owner Shad Khan said. "Tony embraced being a Jaguar from the moment he was drafted and from there fought for Jacksonville as one of the greatest offensive linemen to ever play the game.

"Tony has also represented the Jaguars with class since the day he arrived. Beyond his exceptional on-field performance, since retirement he has been an integral member of the Jaguars family while calling Jacksonville home for more than 25 years. No one understands, defends, supports or loves the Jaguars and Duval like Tony Boselli. I think I speak for everyone when I say congratulations, Tony. Gold looks good on you."



Boselli was the second overall pick in the 1995 NFL Draft and the first-ever draft selection by the Jaguars. A five-time Pro Bowl selection (1996-2000) and three-time All-Pro (1997-99), he started 90 of 91 career games as well as six playoff games from 1995-2001. Boselli led the way for Jaguars all-time leading rusher RB Fred Taylor to post nearly 3,500 yards and 32 TDs in the four seasons during which he blocked for Taylor. In addition to clearing the way for Taylor, he protected Jaguars all-time leading passer QB Mark Brunell.

Boselli serves as a game day radio analyst and frequent contributor to Jaguars.com while also serving as the lead analyst for Thursday Night Football on Westwood One.

"You don't get here by yourself," Boselli said. "There's a bunch of people in my life that helped me get to this point. Part of it's the guys I played with in Jacksonville, the coaches I've had. To be able to represent that organization – since I got drafted there as the first pick in 1995 and now going into the Hall of Fame – is something I'm proud of," Boselli said. "I take it seriously, representing the organization, and it's something I love."



HC DOUG PEDERSON & GM TRENT BAALKE

DOUG PEDERSON
HEAD COACH

The Jacksonville Jaguars hired two-time Super Bowl champion and former NFL QB Doug Pederson as head coach on Feb. 3, 2022.

Pederson, 54, joins the Jaguars after most recently spending five seasons as the head coach (2016-20) of the Philadelphia Eagles, compiling a 46-39-1 record during the regular season and postseason. During his time in Philadelphia, the Eagles made the postseason in three consecutive seasons (2017-19) and won two NFC East titles (2017 and 2019). In 2017, Pederson led the Eagles to their first-ever Super Bowl Championship in Super Bowl LII with a 41-33 victory against the Patriots.

Pederson was key in the development of QB Carson Wentz, who threw for 16,811 yards and 113 TDs from 2016-20. Wentz established several single-season franchise records during his time in Philadelphia, including in completions (388 in 2019), completion percentage (69.6 pct. in 2018), passing yards (4,039 in 2019) and passing touchdowns (33 in 2017) under Pederson's tutelage. In 2020, Wentz threw for 2,620 yards and 16 TDs while rookie QB Jalen Hurts threw for 1,061 yards and six TDs. The Eagles posted the NFL's third-most sacks (49) with Pro Bowl DE Brandon Graham leading the team with 8.0 sacks.

In 2019, the Eagles claimed their second NFC East division title in Pederson's tenure. Philadelphia made their third straight playoff appearance, posting four consecutive wins against divisional opponents to close the season.

In 2018, the Eagles offense ranked fifth in completions (422), eighth in passing yards (4,524) and eighth in passing yards per game (282.8) while Pederson's defense ranked seventh in rushing defense (1,551), tied for eighth in sacks (44), eighth in first downs allowed (308) and ninth in touchdowns allowed (37).

Pederson directed a historic campaign in 2017, as Philadelphia finished the regular season with a franchise-record-tying 13 wins, earned an NFC East title and the No. 1 seed in the NFC and delivered the first Super Bowl championship in Eagles history. Pederson became the eighth head coach in NFL history to win the Super Bowl in his first two seasons with a team and seventh to win the Super Bowl in his first playoff appearance. In 2017, Wentz earned Associated Press Second-Team All-Pro and Pro Bowl honors. From Weeks 1-14 – prior to suffering a season-ending injury – the second-year signal caller led the league in passing TDs (33), had the fourth-highest passer rating (101.9) and threw for the NFL's 10th-most passing yards (3,296).

As a first-year head coach in 2016, the Eagles finished with a 7-9 record while Wentz set Eagles rookie records in passing yards (3,782), completions (379) and passing touchdowns (16). The defense ranked tied for fifth in rushing TDs allowed (10), sixth in first downs allowed (300), tied for ninth in interceptions (16), 10th in passes defensed (77) and 11th in opposing QB passer rating (85.7). Prior to arriving in Philadelphia, Pederson served as the offensive coordinator of the Kansas City Chiefs from 2013-15, helping the team post a 31-17 regular season record over three seasons.

Before joining Kansas City, Pederson coached the quarterbacks in Philadelphia from 2011-12. In his first year in that role, Pederson saw Michael Vick become the second quarterback in NFL history to top the 3,000-yard passing and 500-yard rushing plateaus in consecutive seasons.

A 12-year NFL veteran, Pederson played quarterback for the Green Bay Packers, Miami Dolphins, Philadelphia Eagles and Cleveland Browns after originally being drafted by the Carolina Panthers in the 1995 expansion draft.

The Bellingham, Wash. native attended Northeast Louisiana (now Louisiana Monroe), where he was a three-year starter at quarterback. He finished his career with 6,445 yards and 33 touchdowns on 571-of-1,032 passing.

Pederson and his wife Jeannie, have three sons, Drew, Josh and Joel.

TRENT BAALKE
GENERAL MANAGER

Trent Baalke was hired as the Jaguars general manager on Jan. 21, 2021.

He originally joined the Jaguars in February 2020 as the team's director of player personnel before being named the interim general manager on Nov. 29, 2020.

In his first draft as general manager in Jacksonville, Baalke and the Jaguars selected QB Trevor Lawrence with the first overall selection of the 2021 draft. With the pick, Lawrence became both Baalke and Jacksonville's first-ever number one overall selection. The Clemson product set rookie franchise records in both completions (359) and passing yards (3,641) in his inaugural season with the Jaguars. Lawrence's 359 completions were also second in team history among all passers. Second-round selection CB Tyson Campbell finished his rookie season with 10 passes defensed, good for fifth all-time among rookies in franchise history. Seven of Baalke's nine 2021 draft selections saw playing time during the 2021 season.

Prior to arriving in Jacksonville, Baalke spent 12 seasons with the San Francisco 49ers, rising from the ranks of western region scout (2005-07) to director of player personnel (2008-09) to vice president of player personnel (2010) to general manager (2011-16). He was named Executive of the Year following the 2011 season by the Pro Football Writers of America and Pro Football Weekly after transforming a 6-10 team into a 13-3 team in his first season as general manager with San Francisco.

During Baalke's tenure in the Bay Area, the 49ers appeared in three consecutive NFC Championship games (2011-13) and Super Bowl XLVII, while tallying a 5-3 postseason record. After Baalke began overseeing all player acquisitions in 2010, six acquired players accounted for nine All-Pro selections while eight of those players earned Pro Bowl honors. Overall, the 49ers produced 24 All-Pro selections and 35 Pro Bowl nods from 2010-16.

He spent four years with the Washington Football Team's scouting staff where he served as the college scouting coordinator in his final season. From 2001-03, he served as Washington's national scout. Baalke started his NFL career as a personnel scout with the New York Jets from 1998-2000.

Prior to his NFL career, Baalke worked as a defensive line and strength and conditioning coach at South Dakota State from 1990-95 before working as the athletic director at Shanley High School in Fargo, N.D. in 1996 and 1997. He began his coaching career as a graduate assistant at North Dakota State in 1989 helping the team finish with a 14-0 record and Division II National Championship.

The Rosendale, Wis. native earned a bachelor's degree in health and physical education at Bemidji State (Minn.) where he played outside linebacker and was an All-Northern Sun Conference and All-Midwest Region honoree. He and his wife, Beth, have two daughters, Katy and Cassie.

ASSISTANT COACHES

Press Taylor - Offensive Coordinator
NFL Experience: 10 | **Jaguars Experience:** 1
Last Position: Senior Offensive Assistant (Indianapolis Colts)

Press Taylor is in his first season as the offensive coordinator for the Jacksonville Jaguars in 2022. He spent the 2021 season as a senior offensive assistant with the Colts after spending eight seasons (2013-20) in a variety of roles with the Eagles. Taylor spent the 2013-20 seasons on Philadelphia's coaching staff, including five seasons with Jaguars Head Coach Doug Pederson from 2016-20. Prior to joining Philadelphia, Taylor served as a graduate assistant/quarterbacks coach for two seasons (2011-12) at Tulsa, where he helped the Golden Hurricane win the 2012 Conference USA Championship and Liberty Bowl title after finishing with a 10-3 record.

Mike Caldwell - Defensive Coordinator
NFL Experience: 15 | **Jaguars Experience:** 1
Last Position: Inside Linebackers Coach (Tampa Bay Buccaneers)

Mike Caldwell enters his first season as the defensive coordinator for the Jaguars in 2022. Caldwell spent the last three seasons (2019-21) as the Buccaneers inside linebackers coach. During that span, the Buccaneers led the NFL in rushing defense (82.5 yards per game allowed) and defensive rushing average (3.72 yards per carry), produced the NFL's third-most takeaways (82). An 11-year NFL veteran, Caldwell played with the Cleveland Browns (1993-95), Baltimore Ravens (1996), Arizona Cardinals (1997), Philadelphia Eagles (1998-2001), Chicago Bears (2002) and Carolina Panthers (2003). He attended Middle Tennessee State University, where his collegiate career earned him a spot in the Football Hall of Fame at MTSU.

Heath Farwell - Special Teams Coordinator
NFL Experience: 7 | **Jaguars Experience:** 1
Last Position: Special Teams Coordinator (Buffalo Bills)

Heath Farwell enters his first season with the Jaguars as the team's special teams coordinator. Farwell spent the last three seasons (2019-21) as the Bills special teams coordinator after stops with the Panthers and Seahawks. Farwell brings six years of NFL coaching experience and 10 years as an NFL linebacker, playing for the Minnesota Vikings (2005-10) and Seattle Seahawks (2011-14). He served as the Seahawks special teams captain and won Super Bowl XLVIII during the 2013-14 season. In 2021, Farwell coached K Tyler Bass, who made 28-of-32 field goal attempts, including a 57-yard field goal (tied for seventh-longest in the NFL last season).

ASSISTANT COACHES

Richard Angulo
Tight Ends Coach

Andrew Breiner
Assistant Quarterbacks Coach

Henry Burris
Offensive Quality Control Coach

Jim Bob Cooter
Passing Game Coordinator

Chris Jackson
Wide Receivers Coach

Mike McCoy
Quarterbacks Coach

Bernie Parmalee
Running Backs Coach

Phil Rausher
Offensive Line Coach

Tyler Tettleton
Assistant Running Backs Coach

Todd Washington
Assistant Offensive Line Coach

Nick Williams
Offensive Quality Control Coach

Brentson Buckner
Defensive Line Coach

Sean Cullina
Defensive Quality Control Coach

Tony Gilbert
Inside Linebackers Coach

Cody Grimm
Safeties Coach

Patrick Reilly
Defensive Quality Control Coach

Rory Segrest
Assistant Defensive Line Coach

Bill Shuey
Outside Linebackers Coach

Bob Sutton
Senior Defensive Assistant

Deshea Townsend
Passing Game Coordinator/ Cornerbacks Coach

Luke Thompson
Assistant Special Teams Coach

FROM PLAYERS TO COACHES

The Jaguars coaching staff consists of 12 former NFL players, including Head Coach Doug Pederson. Seven members of the staff have won Super Bowls and eight coaches have previously coached with Pederson.

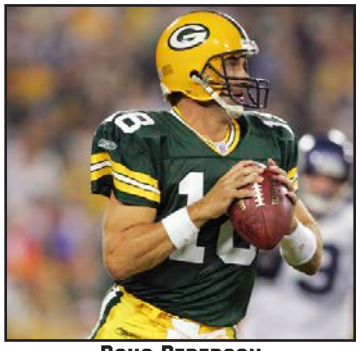

Doug Pederson

Current Title: Head Coach
Playing Position: Quarterback
College: Louisiana Monroe
Teams: G.B., MIA, PHI, CLE

Mike Caldwell

Current Title: Defensive Coord.
Playing Position: Linebacker
College: Middle Tennessee State
Teams: CLE, BAL, ARI, CHI, CAR



Heath Farwell

Current Title: Special Teams Coord.
Plaiyng Position: Linebacker
College: San Jose State/San Diego State
Teams: MIN, SEA



Mike McCoy

Curent Title: Quarterbacks Coach
Playing Position: Quarterback
College: Long Beach State/Utah
Teams: DEN, GB, S.F., PHI

Chris Jackson

Current Title: Wide Receivers Coach
Playing Position: Wide Receiver
College: Orange Coast/Washington State
Teams: TEN, GB

Richard Angulo

Current Title: Tight Ends Coach
Playing Position: Tight End
College: Western New Mexico
Teams: STL, MIN, JAX

Bernie Parmalee

Current Title: Running Backs Coach
Position: Running Back
College: Ball State
Teams: MIA, NYJ

Todd Washington

Title: Offensive Line Coach
Position: Guard/Center
College: Virginia Tech
Teams: TB, HOU

Brentson Buckner

Title: Defensive Line Coach
Position: Defensive Tackle
College: Clemson
Teams: PIT, CIN, S.F., CAR

Tony Gilbert

Title: Linebackers Coach
Position: Linebacker
College: Georgia
Teams: JAX, ATL

Cody Grimm

Title: Safeties Coach
Position: Safety
College: Virginia Tech
Teams: TB

Deshea Townsend

Title: Passing Game Coordinator/ Cornerbacks Coach
Position: Cornerback
College: Alabama
Teams: PIT, IND

#44 OLB TRAVON WALKER | RD 1/NO.1



College: Georgia
Hometown: Thomaston, Ga.
Height: 6-5
Weight: 272

A 2021 CFP National Champion, he appeared in 36 games with 15 starts during his three-year career at Georgia. He recorded 65 total tackles, including 13 tackles for loss, 9.5 sacks, four passes defensed, two fumbles recovered and one forced fumble.

#33 LB DEVIN LLOYD | RD 1/NO.27

College: Utah
Hometown: Chula Vista, Calif.
Height: 6-3
Weight: 235

Lloyd has earned 10 career All-America honors, becoming Utah's 10th consensus All-American. He finished the 2021 season ranking third nationally in tackles for loss per game (1.6). He is also a two-time Butkus Award finalist.

#79 OL LUKE FORTNER | RD 3/NO.65

College: Kentucky
Hometown: Sylvania, Ohio
Height: 6-4
Weight: 307

Played in 55 career games at Kentucky with 36 consecutive starts. Played right guard and center for the Wildcats and was a component of an OL unit that earned the Joe Moore Award, recognizing the nation's top offensive line.

#48 LB CHAD MUMA | RD 3/NO.70

College: Wyoming
Hometown: Lone Tree, Colo.
Height: 6-3
Weight: 239

In 2021, Muma, a 2021 Second Team All-American, ranked third in the nation in solo tackles (6.5 per game) and fourth in the nation in total tackles (10.9 per game). He was also tied for second in the country with INTs returned for TDs (2).

#24 RB SNOOP CONNER | RD 5/NO.154



College: Mississippi
Hometown: Hattiesburg, Miss.
Height: 5-10
Weight: 222

Recorded 304 rushes for 1,580 yards and 12 TDs through his three-year career at Ole Miss. Conner also caught 32 passes for 225 yards. In 2021, he ranked third in the SEC and No. 24 nationally in rushing TDs (13).

#34 CB GREGORY JUNIOR | RD 5/NO. 197

College: Ouachita Baptist
Hometown: Crossett, Ark.
Height: 6-0
Weight: 190

Through four seasons with the Ouachita Baptist Tigers, Junior played in 33 games and recorded 128 tackles, including 5.5 tackles for loss, and he also had one INT. In his final season with the Tigers, he earned all-conference honors.

#30 CB MONTARIC BROWN | RD 7/NO.222

College: Arkansas
Hometown: Ashdown, Ark.
Height: 6-0
Weight: 190

A 2021 All-SEC First Team defensive back, Brown led the conference with five interceptions. He started in all 13 games for the Razorbacks and tallied 54 total tackles.

NOTE THE QUOTE: ON THE 2022 DRAFT CLASS

"These are really good young men that are going to represent the community very well and we're looking forward to having them as members of the team."

- General Manager Trent Baalke

2022 KEY FREE AGENT ADDITIONS

#17 TE Evan Engram

College: Ole Miss
Hometown: Powder Springs, Ga.
Height: 6-3
Weight: 240

The Jaguars signed Engram after five seasons with the New York Giants. In 2021, Engram appeared in 15 contests and posted 46 catches for 408 yards and 3 TDs. In his five seasons in the NFL, Engram has 262 catches, 2,828 receiving yards and 16 TDs.

#54 LB Foyesade Oluokun



College: Yale
Hometown: St. Louis, Mo.
Height: 6-2
Weight: 215

In 2021, playing for the Atlanta Falcons, Oluokun started all 17 games totaling an NFL-leading 192 total tackles (102 solo) 2.0 sacks, and one forced fumble. He also set new career highs in passes defensed (six) and interceptions (three).

#94 DL Folorunso Fatukasi

College: Connecticut
Hometown: Far Rockaway, N.Y.
Height: 6-4
Weight: 318

In 2021, Fatuaksi started 15 games for the Jets and ended the season with 45 total tackles (25 solo), including five tackles for loss, and five QB hits. He also set a new career-high with 15 QB pressures.

#7 WR Zay Jones

College: East Carolina
Hometown: Austin, Texas
Height: 6-2
Weight: 200

Last season, Jones appeared in all 17 games with the Raiders and made nine starts, compiling 47 receptions for 546 yards and one TD. He finished third on the team in receptions (47) and fourth in receiving yards (546).

#13 WR Christian Kirk



College: Texas A&M
Hometown: Scottsdale, Ariz.
Height: 5-11
Weight: 200

In 2021, Kirk appeared in every game and started in 11 for the Arizona Cardinals, leading the team in receptions (77), receiving yards (982) and targets (103). In his four-year career he has 236 receptions for 2,902 yards and 17 TDs.

#68 OL Brandon Scherff

College: Iowa
Hometown: Denison, Iowa
Height: 6-5
Weight: 315

In seven seasons in the NFL, Scherff has been selected to the Pro Bowl five times including the last three seasons. In 2020, he was named AP First Team All-Pro. His 86.4 Pro Football Focus grade was fourth among guards in the NFL in 2021.

#21 CB Darious Williams

College: Alabama-Birmingham
Hometown: Jacksonville, Fla.
Height: 5-9
Weight: 187

In 2021, Williams appeared in 14 games and posted 71 total tackles, nine passes defensed and one fumble recovery. The Jacksonville native went to high school at Creekside High School, graduating in 2013.

#49 DL Arden Key

College: LSU
Hometown: College Park, Ga.
Height: 6-5
Weight: 240

In 2021, Key appeared in all 17 games and totaled 22 tackles and a caree-high 6.5 sacks while playing for the 49ers. He also set new career highs in tackles for loss (five) and QB hits (17).

TOP OF HIS CLASS

QB Trevor Lawrence completed 359-of-602 passes for 3,641 yards and 12 TDs in 2021. Lawrence's 359 completions were the most among NFL rookie quarterbacks last season.

COMPLETIONS, ROOKIE QUARTERBACKS, 2021

RK.	PLAYER (TEAM)	COMPLETIONS
1.	QB **Trevor Lawrence** (JAX)	359
2.	QB Mac Jones (N.E.)	352
3.	QB Davis Mills (HOU)	263
4.	QB Zach Wilson (NYJ)	213
5.	QB Justin Fields (CHI)	159

Lawrence's 3,641 yards last season were the second-most among rookie quarterbacks.

PASSING YARDS, ROOKIE QUARTERBACKS, 2021

RK.	PLAYER (TEAM)	PASS YARDS
1.	QB Mac Jones (N.E.)	3,801
2.	QB **Trevor Lawrence** (JAX)	3,641
3.	QB Davis Mills (HOU)	2,664
4.	QB Zach Wilson (NYJ)	2,334
5.	QB Justin Fields (CHI)	1,870

NOTE THE QUOTE: ON TREVOR LAWRENCE

"Once we hit the field, he's locked in and he's making sure we're on point with everything. The great thing about him and what I think is important is the open-minded communication between him and us receivers and the tight ends. If he sees something, immediately after the play he's coming up to us, we're talking it through and making sure we're getting it right. That's the kind of things you want to see from your quarterback and having that communication and getting better."

- Wide Receiver Christian Kirk

Lawrence recorded 73 rush attempts for 334 yards and two touchdowns during his rookie season. His 334 rushing yards were the second-most among NFL rookie quarterbacks last season.

RUSHING YARDS, ROOKIE QUARTERBACKS, 2021

RK.	PLAYER (TEAM)	ATTEMPTS	RUSH YDS
1.	QB Justin Fields (CHI)	72	420
2.	QB **Trevor Lawrence** (JAX)	73	334
3.	QB Zach Wilson (NYJ)	29	185
4.	QB Trey Lance (S.F.)	38	168
5.	QB Mac Jones (N.E.)	44	129

TREVOR IN THE RECORD BOOKS

QB Trevor Lawrence completed 359 passes for 3,641 yards last season, both of which stand as franchise rookie records.

PASSING YARDS, ROOKIE QUARTERBACKS, FRANCHISE HISTORY

RK.	PLAYER	PASSING YDS
1.	QB **Trevor Lawrence (2021)**	3,641
2.	QB Gardner Minshew II (2019)	3,271
3.	QB Blake Bortles (2014)	2,908
4.	QB Byron Leftwich (2003)	2,819
5.	QB Blaine Gabbert (2011)	2,214

COMPLETIONS, ROOKIE QUARTERBACKS, FRANCHISE HISTORY

RK.	PLAYER	COMPLETIONS
1.	QB **Trevor Lawrence (2021)**	359
2.	QB Gardner Minshew II (2019)	285
3.	QB Blake Bortles (2014)	280
4.	QB Byron Leftwich (2003)	239
5.	QB Blaine Gabbert (2011)	210

Lawrence's 359 completions last season were the second-most by any Jaguars player in a single season.

COMPLETIONS, SINGLE SEASON, FRANCHISE HISTORY

RK.	PLAYER	COMPLETIONS
1.	QB Blake Bortles (2016)	368
2.	QB **Trevor Lawrence** (2021)	359
3.	QB Blake Bortles (2015)	355
4.	QB Mark Brunell (1996)	353
5.	QB David Garrrard (2008)	335

NOTE THE QUOTE: ON TREVOR LAWRENCE

"That's the goal, to make a significant jump in year two. I think building off of last year, the fact that he played the entire season, we can build off that and really expect a sky's the limit the mentality with him. He's in the same frame of mind as well. He wants to take that next step, not only in his growth but leading this football team."

- Head Coach Doug Pedeson

KING JAMES

RB James Robinson gained a team-high 989 scrimmage yards and eight TDs in 2021.

In his first two seasons in the NFL, he has posted 2,403 scrimmage yards and 1,837 rushing yards, which both stand as the third-most in franchise history through a player's first 28 games.

SCRIMMAGE YARDS, FIRST 28 CAREER GAMES, FRANCHISE HISTORY

RK.	PLAYER (YEARS)	RUSH	RECEIVING	SCRIMMAGE
1.	RB Leonard Fournette (2017-19)	2,194	690	2,884
2.	RB Fred Taylor (1998-99)	2,090	563	2,653
3.	RB **James Robinson** (2020-21)	1,837	566	2,403
4.	RB Maurice Jones-Drew (2006-07)	1,572	696	2,268
5.	WR Allen Robinson (2014-15)	0	2,074	2,074

J-ROB'S JOURNEY

Robinson rushed for eight TDs and became the fourth undrafted player in the common-draft era to rush for at least 15 TDs in his first two seasons, joining RBs Arian Foster, Kevin Mack and Phillip Lindsay.

RUSHING TOUCHDOWNS, UNDRAFTED RUNNING BACKS, FIRST TWO SEASONS, COMMON-DRAFT ERA, NFL

PLAYER (TEAM)S)	YEARS	GAMES	RUSH TDS
RB Arian Foster (HOU)	2009-10	22	19
RB Kevin Mack (CLE)	1985-86	28	17
RB Phillip Lindsay (DEN)	2018-19	31	16
RB **James Robinson** (JAX)	2020-21	28	15

MAGNIFCENT MARVIN

WR Marvin Jones Jr. caught a team-high 73 passes for 832 yards and four TDs last season. Jones 114 consecutive games with at least one reception is the fifth-longest active streak in the NFL.

MOST CONSECUTIVE GAMES WITH A RECEPTION, ACTIVE STREAKS, NFL

RK.	PLAYER (TEAMS)	YEAR (S)	GAMES
1.	WR Antonio Brown (PIT/N.E./T.B.)	2010-22	143
2.	WR DeAndre Hopkins (HOU/ARI)	2013-21	136
3.	TE Travis Kelce (K.C.)	2014-22	126
4.	WR Jarvis Landry (CLE)	2014-22	123
5.	WR **Marvin Jones Jr.** (CIN/DET/JAX)	2013-22	114

During Jones' 114-game streak, has recorded 478 receptions for 6,611 yards and 54 TDs. Jones has caught passes from seven different quarterbacks, including 73 from QB Trevor Lawrence.

MARVIN JONES JR., OCT. 6, 2013-JAN. 9, 2022, RECEPTIONS BY QUARTERBACK

QUARTERBACK	TEAM (YEAR)	COMPLETIONS TO JONES
Trevor Lawrence	Jacksonville (2021)	73
Chase Daniel	Detroit (2020)	13
Jeff Driskel	Detroit (2020)	14
David Blough	Detroit (2019)	6
Matthew Stafford	Detroit (2016-20)	263
A.J. McCarron	Cincinnati (2015)	18
Andy Dalton	Cincinnati (2013-15)	91

MODEL OF CONSISTENCY

WR Marvin Jones Jr. posted a team-leading 832 receiving yards in 2021, marking his eighth consecutive season with 500-plus yards. Jones eight consecutive seasons with 500-plus yards are tied for the sixth-longest active streak in the NFL.

CONSECUTIVE SEASONS WITH 500+ RECEIVING YARDS, ACTIVE STREAKS, NFL

RK.	PLAYER (TEAMS)	SEASONS
1.	WR Emmanuel Sanders (PIT/N.O./BUF/DEN/S.F.)	10
	WR A.J. Green (CIN/ARI)	10
3.	WR Robert Woods (TEN/LAR/BUF)	9
	WR DeAndre Hopkins (ARI/HOU)	9
5.	WR **Marvin Jones Jr.** (CIN/DET/JAX)	8
	Four other players	

EAZY E

TE Evan Engram ranks sixth in receptions (262) and fourth in yards after catch (1,398) among all tight ends in the NFL since 2017. Engram signed with Jacksonville as an unrestricted free agent in March.

MOST RECEPTIONS, 2017-21 TIGHT ENDS, NFL

RK.	PLAYER (TEAMS)	RECEPTIONS
1.	TE Travis Kelce (K.C.)	480
2.	TE Zach Ertz (PHI/ARI)	388
3.	TE George Kittle (S.F.)	335
4.	TE Austin Hooper (ATL/CLE)	279
5.	TE Mark Andrews (BAL)	263
6.	TE **Evan Engram (NYG)**	262

MOST YARDS AFTER CATCH, 2017-21 TIGHT ENDS, NFL

RK.	PLAYER	YDS AFTER CATCH
1.	TE Travis Kelce (K.C.)	2,567
2.	TE George Kittle (S.F.)	2,527
3.	TE Darren Waller (LV)	1,486
4.	TE **Evan Engram (NYG**	1,398
5.	TE Zach Ertz (PHI/ARI)	1,321
6.	TE Tyler Higbee (LAR)	1,154

CAMPBELL'S COVERAGE

CB Tyson Campbell recorded 73 tackles, ten passes defensed and two interceptions last season. Campbell was one of five rookie cornerbacks in the NFL to record at least two INTs last season. He also finished tied for third in INTs among rookie cornerbacks.

ROOKIE CORNERBACKS WITH 2+ INTS, NFL, 2021

RK.	PLAYER (TEAM)	INTS
1.	CB Patrick Surtain II (DEN)	4
2.	CB Paulson Adebo (N.O.)	3
3.	CB **Tyson Campbell** (JAX)	2
	CB Brandin Echols (NYJ)	2
	CB Asante Samuel Jr. (LAC)	2

Campbell's ten passes defensed last season ranked in the top five among NFL rookies and was tied for the fourth-most by any Jaguars player through their first 15 career games.

PASSES DEFENSED, ROOKIES, NFL, 2021

RK.	PLAYER (TEAM)	PASSES DEFENSED
1	CB Eric Stokes (G.B.)	14
2.	CB Patrick Surtain II (DEN)	14
3.	CB Asante Samuel Jr. (LAC)	11
4.	CB **Tyson Campbell** (JAX)	10
5.	S Jevon Holland (MIA)	10

PASSES DEFENSED, ROOKIES, FRANCHISE HISTORY

RK.	PLAYER	INTS	PASSES DEFENSED
1.	CB Jalen Ramsey (2016)	2	14
2.	CB Fernando Bryant (1999)	2	13
3.	CB Derek Cox	4	11
4.	S Reggie Nelson (2007)	5	11
5.	CB **Tyson Campbell** (2021)	2	10

NOTE THE QUOTE: TYSON CAMPBELL

"Tyson is really beginning to come into his own as a corner in this league. He's long and lanky and can run. He's another one of those young players that the more reps and more time on the grass, is just going to make him a better football player. He's young, energetic, he's also becoming a leader on that side of the ball. That's good to see."

- Head Coach Doug Pederson

TRIPLE THREAT

In 2021, WR Jamal Agnew joined RB Maurice Jones-Drew as the only players in franchise history to record a rushing TD, receiving TD and kick return TD in the same season.

RUSHING TD, RECEIVING TD AND KICK RETURN TD, SINGLE SEASON, FRANCHISE HISTORY

PLAYER (TEAM)	RUSHING TD	RECEIVING TD	KR TD
WR **Jamal Agnew** (2021)	1	1	1
RB Maurice Jones-Drew (2006)	13	2	1

Agnew became the fifth player in NFL history to record a rushing TD, receiving TD, field goal return TD and kick return TD in the same season. He was the first to do so since WR Devin Hester in 2006.

HOUSE CALL JAMAL

Agnew became the second player in franchise history to win AFC Special Teams Player of the Month after earning the honor for his performance in September 2021. Agnew posted two special teams return TDs: a 102-yard kickoff return against Denver in Week 2 and a 109-yard score on a failed field goal in Week 3 against Arizona. His heroics against the Cardinals marked the longest play in franchise history, surpassing his 102-yard return the week prior. Since 2017, Agnew leads the NFL in special teams return TDs.

SPECIAL TEAMS RETURN TDs, 2017-21

RK.	PLAYER (TEAM)	PR TD	KR TD	TOTAL
1.	WR **Jamal Agnew** (JAX)	4	2	7*
2.	WR Jakeem Grant (MIA, CHI)	2	3	5
3.	RB Cordarrelle Patterson (OAK/N.E./CHI/ATL)	0	3	3

* One missed field goal returned for a TD

LONGEST SCORING PLAYS, FRANCHISE HISTORY

RK.	PLAYER	GAME	YARDS
1.	WR **Jamal Agnew**	9/26/21 vs. ARI	109 (TD)
2.	WR **Jamal Agnew**	9/19/21 vs. DEN	102 (TD)
3.	WR Marqise Lee	12/18/16 at HOU	100 (TD)
	RB Maurice Jones-Drew	11/4/07 at N.O.	100 (TD)

NOTE THE QUOTE: ON JAMAL AGNEW

"Jamal Agnew is an absolute beast. This dude makes play after play. He is the returner, he is out there taking field goals to the crib and now he catches as a wide receiver. He could play running back too if he wanted to. Shoutout to Jamal Agnew, he is the ultimate X-factor."

- NFL analyst/former WR Nate Burleson

AFC DEFENSIVE PLAYER OF THE WEEK

After the Jaguars defeated the Bills in Week 9 last season, DE/OLB Josh Allen became the 17th player in franchise history to win AFC Defensive Player of the Week honors.

Allen sacked Bills QB Josh Allen, marking the first time a player sacked a QB with the same first and last name in NFL history. Allen finished the game with a career-high eight total tackles, including two tackles for loss and 1.0 sack. Allen also recorded the first INT of his career and a fumble recovery, becoming the second defensive lineman in franchise history to post at least 1.0 sack, one INT and one fumble recovery in the same game (DE Tony Brackens).

ONE INT, ONE FUMBLE RECOVERY AND 1.0 SACK, SAME GAME, FRANCHISE HISTORY

PLAYER	GAME
DE/OLB **Josh Allen**	11/7/21 vs. BUF
DE Tony Brackens	11/28/99 at BAL

Allen was the only player in the NFL last season to record one fumble recovery, one INT and 1.0 sack in the same game.

JOSHIN' AROUND

DE/OLB Josh Allen has recorded 20.5 sacks in 40 career games, the second-most among all players in franchise history through their first 40 games. He recorded a team-leading 7.5 sacks in 2021, including 2.0 in Jacksonville's Week 18 win against Indianapolis.

SACKS, FIRST 40 GAMES, FRANCHISE HISTORY

RK.	PLAYER	SACKS
1.	DE Yannick Ngakoue (2016-17)	25.0
2.	DE/OLB **Josh Allen** (2019-21)	20.5
3.	DE Tony Brackens (1996-97)	17.0
4.	DE Bobby McCray (2004-06)	15.0
5.	DE Jeremy Mincey (2007-11)	15.0

Allen's 20.5 sacks since his rookie year rank in the top five among the 2019 NFL draft class.

SACKS, 2019 DRAFT CLASS

RK.	PLAYER (TEAM)	GAMES	SACKS
1.	DE Brian Burns (CAR)	48	25.5
2.	DE Maxx Crosby (L.V.)	49	25.0
3.	DE Nick Bosa (S.F.)	35	24.5

FOYELICIOUS

Last season, LB Foye Oluokun led the NFL in total tackles with 192. The fifth-year veteran also set new single-season career-highs in passes defensed (six) and interceptions (three).

TOTAL TACKLES NFL, 2021

RK.	PLAYER (TEAM)	GAMES	TACKLES
1.	LB **Foyesade Oluokun (ATL)**	17	192
2.	LB Jordyn Brooks (SEA)	17	183
3.	LB Bobby Wagner (SEA)	16	170
4.	LB C.J. Mosley (NYJ)	16	168
5.	LB Roquan Smith (CHI)	17	163

COOKE'S CORNER

P Logan Cooke punted 64 times last season for a 43.6 net punting average, the second-highest in the NFL.

NET PUNTING AVERAGE (MIN. 35 PUNTS), 2021, NFL

RK.	PLAYER (TEAM(S))	PUNTS	NET AVG.
1.	P Bryan Anger (DAL)	65	44.6
2.	P **Logan Cooke** (JAX)	64	43.6
3.	P Sam Martin (DEN)	67	42.8
4.	P Johnny Hecker (LAR)	51	42.6
5.	P A.J. Cole (L.V.)	64	42.5

Since net punting began being tracked in 1976, Cooke's 43.1 career net punting average is the highest in NFL history (min. 250 punts).

NET PUNTING AVERAGE, (MIN. 250 PUNTS) 1976-2021, NFL

RK.	PLAYER (TEAM, YEARS)	PUNTS	NET AVG.
1.	P **Logan Cooke** (JAX, 2018-21)	281	43.1
2.	P Johnny Hekker (STL/LAR, 2012-21)	727	42.9
3.	P Michael Dickson (SEA, 2018-21)	296	42.3
4.	P Cameron Johnston (HOU, 2018-21)	291	41.8
5.	P Thomas Morstead (N.O./NYJ/ATL, 2009-20)	737	41.6

Cooke's career 43.1 net punting average is the highest mark in franchise history among players with at least 50 punts.

WHERE DOES THE JAGAURS ROSTER COME FROM?

Jaguars players on the active roster represent 21 states and two countries. The state with the most players is Florida with seven. DL Adam Gotsis is the only player not originally from the United States on the active roster. The six-year veteran is from Melbourne, Australia.

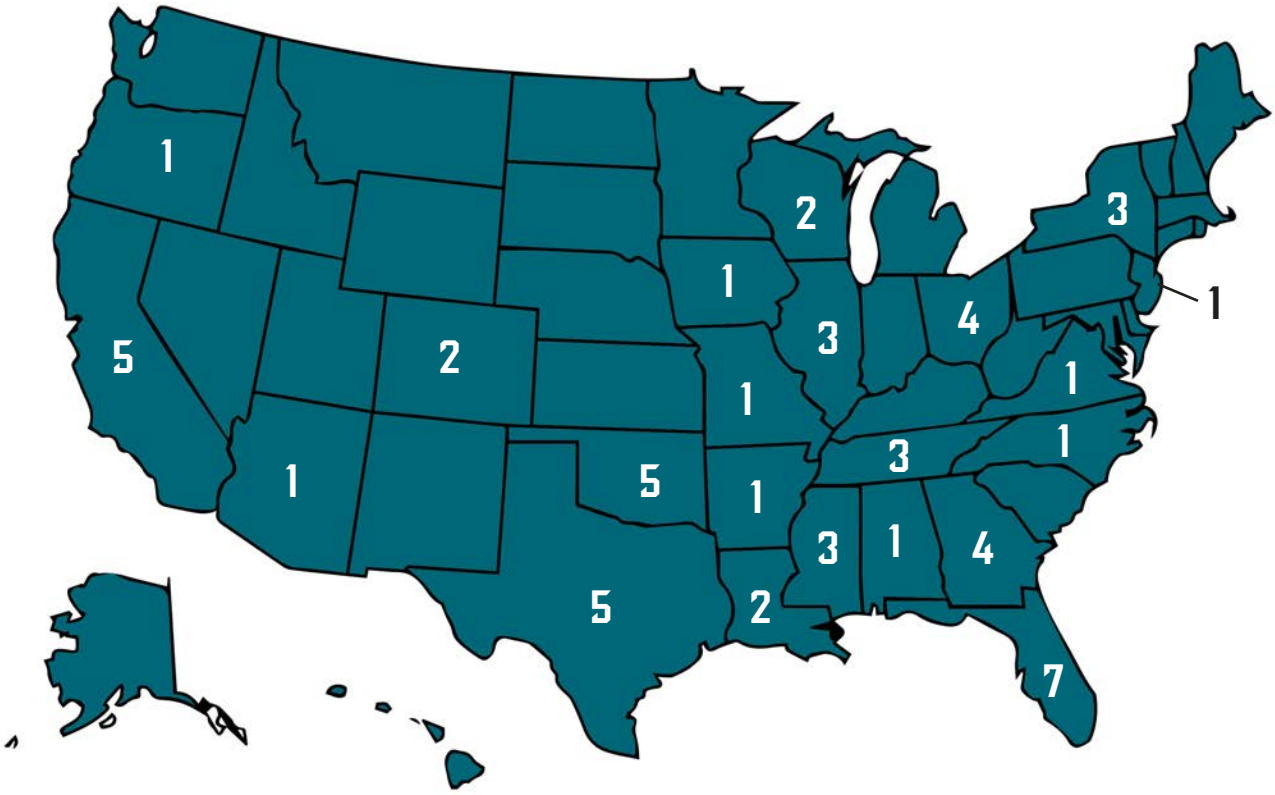

ALABAMA (1)
S Daniel Thomas - Montgomery

ARIZONA (1)
WR Christian Kirk - Scottsdale

ARKANSAS (1)
CB Montaric Brown - Ashdown

CALIFORNIA (5)
DL Roy Roberton-Harris - Oakland
LB Devin Lloyd - Chula Vista
WR Marvin Jones Jr. - Long Beach
WR Jamal Agnew - San Diego
LB Caleb Johnson - Point Loma

COLORADO (2)
S Andrew Wingard - Arvada
LB Chad Muma - Lone Tree

FLORIDA (7)
CB Darious Williams - Jacksonville
OL Jawaan Taylor - Cocoa
LB Shaquille Quarterman - Orange Park
S Rayshawn Jenkins - St. Petersburg
CB Shaquill Griffin - St. Petersburg
CB Tyson Campbell - Miramar
S Tyree Gillespie - Ocala

GEORGIA (4)
OLB Travon Walker - Thomaston
QB Trevor Lawrence - Cartersville
OLB Arden Key - College Park
TE Evan Engram - Powder Springs

ILLINOIS (3)
RB James Robinson - Rockford
K Riley Patterson - Edwardsville
WR Kendric Pryor - Hazel Crest

IOWA (1)
OL Brandon Scherff - Denison

LOUISIANA (2)
RB Travis Etienne Jr. - Jennings
OL Cam Robinson - West Monroe

MISSISSIPPI (3)
RB Snoop Conner - Hattiesburg
P Logan Cookie - Darbun
WR Tim Jones - Biloxi

MISSOURI (1)
LB Foyesade Oluokun - St. Louis

NEW JERSEY (1)
OLB Josh Allen - Montclair

NEW YORK (3)
S Andre Cisco - Queens
DL Folorunso Fatukasi - Far Rockaway
TE Chris Manhertz - Bronx

NORTH CAROLINA (1)
OL Tyler Shatley - Icard

OHIO (4)
TE Luke Farrell - Perry
OL Luke Fortner - Sylvania
DL Dawuane Smoot - Groveport
DT DaVon Hamilton - Pickerington

OREGON (1)
OL Ben Bartch - Dayton

TENNESSEE (3)
QB C.J. Beathard - Franklin
CB Chris Claybrooks - Nashville
CB Tre Herndon - Chattanooga

TEXAS (5)
OLB K'Lavon Chaisson - Houston
WR Zay Jones - Austin
OL Walker Little - Houston
LS Ross Matiscik - Mckinney
RB JaMycal Hasty - Longview

VIRGINIA (1)
OLB De'Shaan Dixon - Chesapeake

WISCONSIN (2)
TE Dan Arnold - Janesville
OL Cole Van Lanen - Green Bay

AUSTRALIA (1)
DL Adam Gotsis - Melbourne

2021 TEAM RANKINGS

AMERICAN FOOTBALL CONFERENCE	OFFENSE			DEFENSE		
	TOTAL	RUSH	PASS	TOTAL	RUSH	PASS
Baltimore Ravens	4	2	6	13	*1	16
Buffalo Bills	3	5	5	*1	6	*1
Cincinnati Bengals	6	11	4	9	3	13
Cleveland Browns	10	3	15	3	5	3
Denver Broncos	11	7	10	4	8	4
Houston Texans	16	16	16	15	15	11
Indianapolis Colts	8	*1	14	8	4	10
Jacksonville Jaguars	**15**	**10**	**12**	**10**	**12**	**9**
Kansas City Chiefs	*1	8	2	14	10	14
Las Vegas Raiders	5	13	3	6	9	7
Los Angeles Chargers	2	9	*1	11	14	6
Miami Dolphins	13	15	9	7	7	8
New England Patriots	7	6	7	2	11	2
New York Jets	14	12	11	16	13	15
Pittsburgh Steelers	12	14	8	12	16	5
Tennessee Titans	9	4	13	5	2	12

NATIONAL FOOTBALL CONFERENCE	OFFENSE			DEFENSE		
	TOTAL	RUSH	PASS	TOTAL	RUSH	PASS
Arizona Cardinals	4	4	5	7	11	4
Atlanta Falcons	14	16	8	13	15	9
Carolina Panthers	15	12	13	*1	10	2
Chicago Bears	12	7	14	3	12	*1
Dallas Cowboys	*1	3	2	10	8	10
Detroit Lions	11	11	9	15	16	13
Green Bay Packers	6	10	4	5	7	5
Los Angeles Rams	5	14	3	9	3	12
Minnesota Vikings	7	9	6	16	14	14
New Orleans Saints	13	8	16	4	2	7
New York Giants	16	13	15	11	13	8
Philadelphia Eagles	8	*1	12	6	6	6
San Francisco 49ers	3	2	7	2	4	3
Seattle Seahawks	9	5	11	14	9	16
Tampa Bay Buccaneers	2	15	*1	8	*1	11
Washington Commanders	10	6	10	12	5	15

NATIONAL FOOTBALL LEAGUE	OFFENSE			DEFENSE		
	TOTAL	RUSH	PASS	TOTAL	RUSH	PASS
Arizona Cardinals	8	10	10	11	20	7
Atlanta Falcons	29	31	16	26	27	18
Baltimore Ravens	6	3	13	25	*1	32
Buffalo Bills	5	6	9	*1	13	*1
Carolina Panthers	30	20	29	2	18	4
Chicago Bears	24	14	30	6	23 T	3
Cincinnati Bengals	13	23	7	18	5	26
Cleveland Browns	18	4	27	5	12	5
Dallas Cowboys	*1	9	2	T 19	16	20
Denver Broncos	19	13	19	8	15	8
Detroit Lions	22	19	18	29	28	24
Green Bay Packers	10	18	8	9	11	10
Houston Texans	32	32	28	31	31	23
Indianapolis Colts	16	2	26	16	10	19
Jacksonville Jaguars	**27**	**22**	**22**	**20**	**23 T**	**17**
Kansas City Chiefs	3	16	4	27	21	27
Las Vegas Raiders	11	28	6	14	19	13
Los Angeles Chargers	4	21	2	T 23	30	12
Los Angeles Rams	9	25	5	17	6	22
Miami Dolphins	25	30	17	15	14	16
Minnesota Vikings	12	17	11	30	26	28
New England Patriots	15	8	14	4	22	2
New Orleans Saints	28	15	32	7	4	14
New York Giants	31	24	31	21	25	15
New York Jets	26	27	20	32	29	30
Philadelphia Eagles	14	*1	25	10	9	11
Pittsburgh Steelers	23	29	15	24	32	9
San Francisco 49ers	7	7	12	3	7	6
Seattle Seahawks	20	11	23	28	17	31
Tampa Bay Buccaneers	2	26	*1	13	3	21
Tennessee Titans	17	5	24	12	2	25
Washington Commanders	21	12	21	22	8	29

* = NFL leader | T = Tied for position

JACKSONVILLE JAGUARS / REGULAR SEASON WEEK 4 / THROUGH SATURDAY, AUGUST 27, 2022

WON 3, LOST 14			URBAN MEYER (13 GAMES) / DARRELL BEVELL (4 GAMES)	
09/12	L	21-37	at Houston	68,105
09/19	L	13-23	Denver	58,461
09/26	L	19-31	Arizona	58,012
09/30	L	21-24	at Cincinnati	63,198
10/10	L	19-37	Tennessee	58,282
10/17	W	23-20	Miami	60,784
10/31	L	7-31	at Seattle	67,243
11/07	W	9-6	Buffalo	63,110
11/14	L	17-23	at Indianapolis	60,622
11/21	L	10-30	San Francisco	60,268
11/28	L	14-21	Atlanta	60,031
12/05	L	7-37	at L.A. Rams	70,801
12/12	L	0-20	at Tennessee	67,808
12/19	L	16-30	Houston	60,252
12/26	L	21-26	at N.Y. Jets	67,120
01/02	L	10-50	at New England	65,878
01/09	W	26-11	Indianapolis	60,516

2021 TEAM STATISTICS

	JAX	OPP.
FIRST DOWNS	**304**	**351**
Rushing	92	124
Passing	178	198
Penalty	34	29
Third Down-Made/Att	76/212	95/221
Third Down Efficiency	35.8%	43.0%
Fourth Down-Made/Att	18/31	14/21
Fourth Down Efficiency	58.1%	66.7%
TOTAL NET YARDS	**5,191**	**6,002**
Avg. Per Game	305.4	353.1
Total Plays	1,028	1,068
Avg. Per Play	5.0	5.6
NET YARDS RUSHING	**1,755**	**2,127**
Avg. Per Game	103.2	125.1
Total Rushes	392	493
Avg. Per Rush	4.5	4.3
NET YARDS PASSING	**3,436**	**3,875**
Avg. Per Game	202.1	227.9
Sacked/Yards Lost	32/238	32/236
Gross Yards	3,674	4,111
Attempts/Completions	604/361	543/377
Pct. of Completion	59.8%	69.4%
Had Intercepted	17	7
PUNTS/AVERAGE	**71/47.0**	**64/45.0**
Net Punting Average	43.3	40.7
PUNT RETURN/AVG.	**19/8.4**	**22/8.2**
KICKOFF RETURN/AVG.	**36/22.2**	**38/29.3**
INTERCEPTION RETURN/AVG.	**7/8.1**	**17/9.7**
PENALTIES/YARDS	**104/856**	**104/879**
FUMBLES/BALL LOST	**21/12**	**12/2**
TOUCHDOWNS	**28**	**52**
Rushing	13	22
Passing	12	24
Returns	3	6
EXTRA POINTS/ATTEMPTS	**18/22**	**47/50**
TWO POINT CONVERSION/ATT.	**2/6**	**1/2**
FIELD GOALS/ATTEMPTS	**21/27**	**32/36**
AVG. TIME OF POSSESSION	**27:22**	**32:38**

* SCORE BY PERIODS	Q1	Q2	Q3	Q4	OT	PTS
TEAM	48	82	44	79	0	253
OPPONENTS	119	129	116	93	0	457

SCORING	TD	RU	PA	RT	K-PAT	FG	2PT	S	PTS
M. Wright	0	0	0	0	13/15	21/24	0	0	76
J. Robinson	8	8	0	0	0/0	0/0	0	0	48
J. Agnew	4	1	1	2	0/0	0/0	0	0	24
M. Jones Jr.	4	0	4	0	0/0	0/0	0	0	24
D. Chark Jr.	2	0	2	0	0/0	0/0	0	0	12
T. Lawrence	2	2	0	0	0/0	0/0	0	0	12
D. Ogunbowale	2	1	1	0	0/0	0/0	0	0	12
T. Austin	1	0	1	0	0/0	0/0	0	0	6
J. Hollister	1	0	1	0	0/0	0/0	0	0	6
C. Hyde	1	1	0	0	0/0	0/0	0	0	6
C. Manhertz	1	0	1	0	0/0	0/0	0	0	6
W. Richardson Jr.	1	0	0	1	0/0	0/0	0	0	6
L. Treadwell	1	0	1	0	0/0	0/0	0	0	6
J. Lambo	0	0	0	0	5/7	0/3	0	0	5
D. Arnold	0	0	0	0	0/0	0/0	1	0	2
J. O'Shaughnessy	0	0	0	0	0/0	0/0	1	0	2
TEAM	**28**	**13**	**12**	**3**	**18/22**	**21/27**	**2**	**0**	**253**
OPPONENTS	**52**	**22**	**24**	**6**	**47/50**	**32/36**	**1**	**0**	**457**

2-Pt Conv: D. Arnold 1, J. O'Shaughnessy 1, D. Ogunbowale 0, **TM** 2-6, **OPP** 1-2

J. Lambo: (55WL) (52WR, 48WL) (-) (-) (-) (-) (-) (-) (-) (-) (-) (-) (-) (-) (-) (-) M. Wright: (-) (-) (-) (-) (53CR) (40G, 54G, 53G) (-) (39G, 55G, 42WL, 21G) (56G, 51WR) (30G) (22G, 34G) (-) (-) (22G, 38G, 35G) (21G, 45G, 40G) (29G) (22G, 20G, 39G, 31G)
OPP: (40G, 26G, 25G) (32G, 46G, 40G) (68, 34G) (43WL, 35G) (34G) (33G, 24G, 58WL) (31G) (24G, 41G) (24G, 29G, 37G) (20G, 48G, 45G) (40G, 44G, 37G) (47WR, 44G, 29G) (52G, 51G, 25G) (42G, 20G) (43G) (41G)

* RUSHING	NO.	YDS	AVG	LONG	TD
J. Robinson	164	767	4.7	58	8
T. Lawrence	73	334	4.6	26	2
C. Hyde	72	253	3.5	18	1
D. Ogunbowale	43	137	3.2	12	1
J. Agnew	7	111	15.9	66t	1
R. Armstead	15	80	5.3	26	0
L. Shenault Jr.	11	41	3.7	11	0
T. Austin	3	21	7.0	8	0
A. Wingard	1	4	4.0	4	0
N. Cottrell	1	3	3.0	3	0
C. Beathard	1	2	2.0	2	0
M. Sargent	1	2	2.0	2	0
TEAM	**392**	**1,755**	**4.5**	**66t**	**13**
OPPONENTS	**493**	**2,127**	**4.3**	**52t**	**22**

* RECEIVING	TAR	NO.	YDS	AVG	LONG	TD
M. Jones Jr.	120	73	832	11.0	33	4
L. Shenault Jr.	100	63	619	9.0	58	0
L. Treadwell	51	33	434	13.0	41	1
J. Robinson	46	31	222	7.0	26	0
D. Arnold	41	28	324	11.0	28	0
J. Agnew	39	24	229	9.0	29	1
T. Austin	37	24	213	8.0	25	1
J. O'Shaughnessy	34	24	244	10.0	30	0
D. Chark Jr.	22	7	154	22.0	41t	2
D. Ogunbowale	21	13	114	8.0	28t	1
C. Hyde	21	12	65	5.0	9	0
J. Hollister	14	9	55	6.0	11	1
L. Farrell	11	7	56	8.0	21	0
C. Manhertz	9	6	71	11.0	22t	1
T. Johnson	5	2	16	8.0	10	0
R. Armstead	4	3	16	5.0	9	0
J. Mickens	3	2	10	5.0	12	0
J. Brown	2	0	0	0.0	0	0
P. Dorsett II	1	0	0	0.0	0	0
M. Sargent	1	0	0	0.0	0	0
D. Smith	1	0	0	0.0	0	0
TEAM	**583**	**361**	**3,674**	**10.2**	**58**	**12**
OPPONENTS	**528**	**377**	**4,111**	**10.9**	**55**	**24**

* INTERCEPTIONS	NO.	YDS	AVG	LONG	TD
T. Campbell	2	3	1.5	3	0
A. Wingard	1	23	23.0	23	0
N. Lawson	1	11	11.0	11	0
J. Allen	1	11	11.0	11	0
R. Ford	1	8	8.0	8	0
D. Wilson	1	1	1.0	1	0
TEAM	**7**	**57**	**8.1**	**23**	**0**
OPPONENTS	**17**	**165**	**9.7**	**33**	**1**

* FUMBLES	FUM	LST	FF	REC	TD
T. Lawrence	9	5	0	2	0
C. Hyde	2	2	0	0	0
J. Robinson	4	2	0	0	0
L. Shenault Jr.	1	1	0	1	0
T. Austin	1	1	0	0	0
D. Arnold	1	1	0	0	0
C. Manhertz	0	0	0	1	0
J. Agnew	1	0	0	0	0
C. Claybrooks	0	0	0	1	0
J. Mickens	1	0	0	0	0
L. Farrell	1	0	0	0	0
W. Richardson Jr.	0	0	0	1	1
TEAM	**21**	**12**	**0**	**6**	**1**
OPPONENTS	**12**	**2**	**0**	**4**	**0**

* PUNTING	NO.	YDS	AVG	NET	TB	IN	LG	B
L. Cooke	64	3,026	47.3	43.6	1	28	68	1
J. Scott	4	159	39.8	39.8	0	0	47	0
J. Charlton	3	152	50.7	41.7	1	0	57	0
TEAM	**71**	**3,337**	**47.0**	**43.3**	**2**	**28**	**68**	**1**
OPPONENTS	**64**	**2,882**	**45.0**	**40.7**	**6**	**25**	**59**	**0**

* PUNT RETURNS	RET	FC	YDS	AVG	LONG	TD
J. Mickens	6	9	82	13.7	48	0
J. Agnew	11	21	74	6.7	14	0
T. Austin	2	0	3	1.5	3	0
TEAM	**19**	**30**	**159**	**8.4**	**48**	**0**
OPPONENTS	**22**	**30**	**180**	**8.2**	**27**	**0**

* KICKOFF RETURNS	NO.	YDS	AVG	LONG	TD
J. Agnew	22	525	23.9	102t	1
J. Mickens	8	173	21.6	29	0
C. Claybrooks	5	88	17.6	25	0
D. Arnold	1	13	13.0	13	0
TEAM	**36**	**799**	**22.2**	**102t**	**1**
OPPONENTS	**38**	**1,115**	**29.3**	**102t**	**3**

* FIELD GOALS	1-19	20-29	30-39	40-49	50+
J. Lambo	0/0	0/0	0/0	0/1	0/2
M. Wright	0/0	7/7	7/7	3/4	4/6
TEAM	**0/0**	**7/7**	**7/7**	**3/5**	**4/8**
OPPONENTS	**0/0**	**10/10**	**8/8**	**12/14**	**2/4**

SACKS: J. Allen 7.5, D. Smoot 6.0, R. Robertson-Harris 3.0, A. Gotsis 3.0, D. Wilson 3.0, T. Bryan 2.0, M. Brown 2.0, J. Ward 2.0, A. Wingard 1.0, K. Chaisson 1.0, D. Hamilton 1.0, R. Ford 0.5, **TM** 32.0, **OPP** 31.0
FUM/LOST: T. Lawrence 9/5, J. Robinson 4/2, C. Hyde 2/2, D. Arnold 1/1, L. Shenault Jr. 1/1, T. Austin 1/1, J. Agnew 1/0, J. Mickens 1/0, L. Farrell 1/0, **TM** 21/12, **OPP** 12/2

* PASSING	ATT	CMP	YDS	CMP%	YDS/ATT	TD	TD%	INT	INT%	LONG	SACK	LOST	RATING
T. Lawrence	602	359	3,641	59.6	6.0	12	2.0	17	2.8	58	32	238	71.9
C. Beathard	2	2	33	100.0	16.5	0	0.0	0	0.0	28	0	0	118.8
TEAM	**604**	**361**	**3,674**	**59.8**	**6.1**	**12**	**2.0**	**17**	**2.8**	**58**	**32**	**238**	**72.1**
OPPONENTS	**543**	**377**	**4,111**	**69.4**	**7.6**	**24**	**4.4**	**7**	**1.3**	**55**	**32**	**236**	**100.8**

COMMANDERS 2021 STATS

WASHINGTON COMMANDERS / REGULAR SEASON WEEK 4 / THROUGH SATURDAY, AUGUST 27, 2022

WON 7, LOST 10				RON RIVERA (17 GAMES)
09/12	L	16-20	L.A. Chargers	52,753
09/16	W	30-29	N.Y. Giants	50,118
09/26	L	21-43	at Buffalo	68,434
10/03	W	34-30	at Atlanta	68,259
10/10	L	22-33	New Orleans	50,137
10/17	L	13-31	Kansas City	51,322
10/24	L	10-24	at Green Bay	78,219
10/31	L	10-17	at Denver	75,973
11/14	W	29-19	Tampa Bay	52,128
11/21	W	27-21	at Carolina	73,350
11/29	W	17-15	Seattle	52,680
12/05	W	17-15	at Las Vegas	61,607
12/12	L	20-27	Dallas	61,308
12/21	L	17-27	at Philadelphia	69,796
12/26	L	14-56	at Dallas	93,482
01/02	L	16-20	Philadelphia	51,563
01/09	W	22-7	at N.Y. Giants	69,923

2021 TEAM STATISTICS

	WAS	OPP.
FIRST DOWNS	**345**	**346**
Rushing	129	101
Passing	181	220
Penalty	35	25
Third Down-Made/Att	87/224	111/229
Third Down Efficiency	38.8%	48.5%
Fourth Down-Made/Att	16/32	12/20
Fourth Down Efficiency	50.0%	60.0%
TOTAL NET YARDS	**5,502**	**6,108**
Avg. Per Game	323.6	359.3
Total Plays	1,070	1,065
Avg. Per Play	5.1	5.7
NET YARDS RUSHING	**2,061**	**1,775**
Avg. Per Game	121.2	104.4
Total Rushes	477	430
Avg. Per Rush	4.3	4.1
NET YARDS PASSING	**3,441**	**4,333**
Avg. Per Game	202.4	254.9
Sacked/Yards Lost	43/305	38/187
Gross Yards	3,746	4,520
Attempts/Completions	550/356	597/400
Pct. of Completion	64.7%	67.0%
Had Intercepted	15	11
PUNTS/AVERAGE	**62/48.1**	**63/46.4**
Net Punting Average	41.3	43.3
PUNT RETURN/AVG.	**16/8.4**	**27/9.0**
KICKOFF RETURN/AVG.	**36/25.1**	**30/21.4**
INTERCEPTION RETURN/AVG.	**11/10.9**	**15/8.5**
PENALTIES/YARDS	**82/743**	**96/803**
FUMBLES/BALL LOST	**25/9**	**18/8**
TOUCHDOWNS	**37**	**51**
Rushing	13	14
Passing	21	34
Returns	3	3
EXTRA POINTS/ATTEMPTS	**25/29**	**43/46**
TWO POINT CONVERSION/ATT.	**2/8**	**1/5**
FIELD GOALS/ATTEMPTS	**28/33**	**27/29**
AVG. TIME OF POSSESSION	**30:44**	**29:16**

* SCORE BY PERIODS	Q1	Q2	Q3	Q4	OT	PTS
TEAM	58	113	65	99	0	335
OPPONENTS	98	138	76	122	0	434

SCORING	TD	RU	PA	RT	K-PAT	FG	2PT	S	PTS
A. Gibson	10	7	3	0	0/0	0/0	1	0	62
D. Hopkins	0	0	0	0	10/12	12/14	0	0	46
J. Slye	0	0	0	0	9/10	12/12	0	0	45
T. McLaurin	5	0	5	0	0/0	0/0	0	0	30
D. Carter	4	0	3	1	0/0	0/0	0	0	24
J. McKissic	4	2	2	0	0/0	0/0	0	0	24
L. Thomas	3	0	3	0	0/0	0/0	0	0	18
J. Patterson	2	2	0	0	0/0	0/0	0	0	12
R. Seals-Jones	2	0	2	0	0/0	0/0	0	0	12
C. Sims	2	0	2	0	0/0	0/0	0	0	12
B. Johnson	0	0	0	0	4/5	2/2	0	0	10
C. Blewitt	0	0	0	0	2/2	2/5	0	0	8
T. Heinicke	1	1	0	0	0/0	0/0	1	0	8
J. Bates	1	0	1	0	0/0	0/0	0	0	6
C. Holcomb	1	0	0	1	0/0	0/0	0	0	6
B. McCain	1	0	0	1	0/0	0/0	0	0	6
J. Williams	1	1	0	0	0/0	0/0	0	0	6
TEAM	**37**	**13**	**21**	**3**	**25/29**	**28/33**	**2**	**0**	**335**
OPPONENTS	**51**	**14**	**34**	**3**	**43/46**	**27/29**	**1**	**0**	**434**

2-Pt Conv: J. McKissic 0, T. Heinicke 1, A. Gibson 1, **TM** 2-8, **OPP** 1-5

D. Hopkins: (30G, 43G, 48G, 51WL) (49G, 37G, 43G) (-) (21G) (45G, 23G, 24G) (50G, 43G, 42WL) (-) (-) (-) (-) (-) (-) (-) (-) (-) (-) (-) C. Blewitt: (-) (-) (-) (-) (-) (-) (42B, 45G) (45B, 52G, 47B) (-) (-) (-) (-) (-) (-) (-) (-) J. Slye: (-) (-) (-) (-) (-) (-) (-) (-) (46G, 28G, 29G) (36G, 29G) (23G) (-) (-) (-) (-) (31G, 39G, 55G) (23G, 43G, 23G) B. Johnson: (-) (-) (-) (-) (-) (-) (-) (-) (-) (-) (-) (48G) (-) (22G) (-) (-) (-)
OPP: (33G, 27G) (23G, 47G, 52G, 55G, 35G) (21G, 48G, 29G) (25G) (52G) (34B, 39G) (45G, 53WR) (25G, 31G) (52G, 38G, 37G) (35G, 38G, 37G, 29G) (20G, 37G) (42G, 41G)

* RUSHING	NO.	YDS	AVG	LONG	TD
A. Gibson	258	1,037	4.0	27	7
T. Heinicke	60	313	5.2	38	1
J. Patterson	68	266	3.9	13	2
J. McKissic	48	212	4.4	15	2
D. Carter	10	89	8.9	27	0
J. Williams	17	79	4.6	23	1
W. Smallwood	5	25	5.0	13	0
T. McLaurin	1	12	12.0	12	0
K. Allen	2	11	5.5	11	0
C. Samuel	4	11	2.8	8	0
C. Sims	1	7	7.0	7	0
R. Fitzpatrick	1	2	2.0	2	0
D. Milne	1	1	1.0	1	0
D. Brown	1	-4	-4.0	-4	0
TEAM	**477**	**2,061**	**4.3**	**38**	**13**
OPPONENTS	**430**	**1,775**	**4.1**	**46**	**14**

* RECEIVING	TAR	NO.	YDS	AVG	LONG	TD
T. McLaurin	130	77	1,053	13.0	46	5
A. Humphries	62	41	383	9.0	27	0
J. McKissic	53	43	397	9.0	56	2
A. Gibson	52	42	294	7.0	73t	3
R. Seals-Jones	49	30	271	9.0	39t	2
D. Carter	44	24	296	12.0	26	3
J. Bates	25	20	249	12.0	32	1
L. Thomas	25	18	196	10.0	35	3
D. Brown	25	12	165	13.0	48	0
C. Sims	23	15	211	14.0	43t	2
D. Milne	14	9	83	9.0	22	0
J. Patterson	11	10	73	7.0	12	0
C. Samuel	9	6	27	4.0	10	0
J. Williams	6	4	28	7.0	19	0
W. Smallwood	5	4	22	5.0	7	0
T. Heinicke	1	1	-2	-2.0	-2	0
TEAM	**534**	**356**	**3,746**	**10.5**	**73t**	**21**
OPPONENTS	**582**	**400**	**4,520**	**11.3**	**72t**	**34**

* INTERCEPTIONS	NO.	YDS	AVG	LONG	TD
B. McCain	4	63	15.8	30t	1
C. Holcomb	2	54	27.0	31t	1
L. Collins	2	3	1.5	3	0
W. Jackson III	2	0	0.0	0	0
K. Fuller	1	0	0.0	0	0
TEAM	**11**	**120**	**10.9**	**31t**	**2**
OPPONENTS	**15**	**127**	**8.5**	**40t**	**1**

* FUMBLES	FUM	LST	FF	REC	TD
A. Gibson	6	4	0	0	0
T. Heinicke	8	2	0	7	0
L. Thomas	1	1	0	1	0
D. Milne	1	1	0	0	0
K. Allen	1	1	0	0	0
J. Williams	0	0	0	1	0
J. Patterson	1	0	0	0	0
R. Seals-Jones	0	0	0	1	0
D. Carter	3	0	0	1	0
G. Gilbert	1	0	0	0	0
C. Leno Jr.	0	0	0	1	0
C. Roullier	1	0	0	1	0
R. Fitzpatrick	1	0	0	0	0
K. Ismael	1	0	0	0	0
J. Bates	1	0	0	1	0
S. Cosmi	0	0	0	1	0
T. Apke	0	0	0	1	0
TEAM	**26**	**9**	**0**	**16**	**0**
OPPONENTS	**18**	**8**	**0**	**2**	**0**

* PUNTING	NO.	YDS	AVG	NET	TB	IN	LG	B
T. Way	60	2,901	48.4	41.4	7	22	66	1
R. Winslow	2	84	42.0	38.5	0	0	46	0
TEAM	**62**	**2,985**	**48.1**	**41.3**	**7**	**22**	**66**	**1**
OPPONENTS	**63**	**2,924**	**46.4**	**43.3**	**3**	**25**	**67**	**0**

* PUNT RETURNS	RET	FC	YDS	AVG	LONG	TD
D. Carter	16	19	134	8.4	16	0
TEAM	**16**	**19**	**134**	**8.4**	**16**	**0**
OPPONENTS	**27**	**15**	**244**	**9.0**	**31**	**0**

* KICKOFF RETURNS	NO.	YDS	AVG	LONG	TD
D. Carter	36	904	25.1	101t	1
TEAM	**36**	**904**	**25.1**	**101t**	**1**
OPPONENTS	**30**	**643**	**21.4**	**34**	**0**

* FIELD GOALS	1-19	20-29	30-39	40-49	50+
D. Hopkins	0/0	3/3	2/2	6/7	1/2
C. Blewitt	0/0	0/0	0/0	1/4	1/1
J. Slye	0/0	6/6	3/3	2/2	1/1
B. Johnson	0/0	1/1	0/0	1/1	0/0
TEAM	**0/0**	**10/10**	**5/5**	**10/14**	**3/4**
OPPONENTS	**0/0**	**8/8**	**10/11**	**5/5**	**4/5**

SACKS: J. Allen 9.0, M. Sweat 5.0, D. Payne 4.5, L. Collins 3.0, J. Smith-Williams 2.5, M. Ioannidis 2.5, C. Young 1.5, S. Toney 1.5, C. Toohill 1.0, K. Fuller 1.0, C. Holcomb 1.0, K. Curl 1.0, J. Davis 1.0, D. Harris 1.0, B. Rotimi 1.0, W. Bradley-King 0.5, **TM** 37.0, **OPP** 43.0 **FUM/LOST:** T. Heinicke 8/2, A. Gibson 6/4, D. Carter 3/0, K. Allen 1/1, D. Milne 1/1, L. Thomas 1/1, J. Patterson 1/0, R. Fitzpatrick 1/0, J. Bates 1/0, C. Roullier 1/0, G. Gilbert 1/0, K. Ismael 1/0, **TM** 26/9, **OPP** 18/8

* PASSING	ATT	CMP	YDS	CMP%	YDS/ATT	TD	TD%	INT	INT%	LONG	SACK	LOST	RATING
T. Heinicke	494	321	3,419	65.0	6.9	20	4.0	15	3.0	73t	38	278	85.9
G. Gilbert	31	20	194	64.5	6.3	0	0.0	0	0.0	46	2	20	81.9
K. Allen	19	12	120	63.2	6.3	1	5.3	0	0.0	19	2	5	98.6
R. Fitzpatrick	6	3	13	50.0	2.2	0	0.0	0	0.0	6	1	2	56.3
TEAM	**550**	**356**	**3,746**	**64.7**	**6.8**	**21**	**3.8**	**15**	**2.7**	**73t**	**43**	**305**	**85.8**
OPPONENTS	**597**	**400**	**4,520**	**67.0**	**7.6**	**34**	**5.7**	**11**	**1.8**	**72t**	**38**	**187**	**100.8**

ALPHABETICAL ROSTER

NO.	NAME	POS	HT	WT	DOB	EXP	COLLEGE	HOMETOWN	HOW ACQ
39	Agnew, Jamal	WR	5-10	190	4/3/1995	6	San Diego	San Diego, Calif.	UFA (DET)-'21
41	Allen, Josh	OLB	6-5	255	7/13/1997	4	Kentucky	Montclair, N.J.	D1-'19
85	Arnold, Dan	TE	6-6	240	3/15/1995	5	Wisconsin-Platteville	Janesville, Wisc.	T (CAR)-'21
78	Bartch, Ben	OL	6-6	315	7/22/1998	3	St. John's (Minn.)	Dayton, Ore.	D4-'20
3	Beathard, C.J.	QB	6-2	215	11/16/1993	6	Iowa	Franklin, Tenn.	UFA (S.F.)-'21
30	Brown, Montaric	CB	6-0	190	8/24/1999	R	Arkansas	Ashdown, Ark.	D7-'22
32	Campbell, Tyson	CB	6-1	195	3/17/2000	2	Georgia	Miramar, Fla.	D2-'21
45	Chaisson, K'Lavon	OLB	6-3	245	7/25/1999	3	LSU	Houston, Texas	D1-'20
5	Cisco, Andre	S	6-0	210	3/23/2000	2	Syracuse	Queens, N.Y.	D3-'21
6	Claybrooks, Chris	CB	5-9	180	7/17/1997	3	Memphis	Nashville, Tenn.	D7-'20
24	Conner, Snoop	RB	5-10	222	8/1/2000	R	Mississippi	Hattiesburg, Miss.	D5-'22
9	Cooke, Logan	P	6-5	230	7/28/1995	5	Mississippi State	Darbun, Miss.	D7b-'18
47	Dixon, De'Shaan	OLB	6-4	247	12/16/1998	R	Norfolk State	Chesapeake, Va.	FA-'22
17	Engram, Evan	TE	6-3	240	9/2/1994	6	Ole Miss	Powder Springs, Ga.	UFA (NYG)-'22
1	Etienne Jr., Travis	RB	5-10	215	1/26/1999	2	Clemson	Jennings, La.	D1-'21
89	Farrell, Luke	TE	6-5	250	10/14/1997	2	Ohio State	Perry, Ohio	D5-'21
94	Fatukasi, Folorunso	DL	6-4	318	3/4/1995	5	Connecticut	Far Rockaway, N.Y.	UFA (NYJ)-'22
79	Fortner, Luke	OL	6-4	307	5/15/1998	R	Kentucky	Sylvania, Ohio	D3-'22
27	Gillespie, Tyree	S	6-0	210	9/5/1997	2	Missouri	Ocala, Fla.	W (TEN)-'22
96	Gotsis, Adam	DL	6-4	290	9/23/1992	6	Georgia Tech	Melbourne, Australia	FA-'21
26	Griffin, Shaquill	CB	6-0	200	7/20/1995	6	Central Florida	St. Petersburg, Fla.	UFA (SEA)-'21
52	Hamilton, DaVon	DT	6-4	335	2/1/1997	3	Ohio State	Pickerington, Ohio	D3-'20
22	Hasty, JaMycal	RB	5-8	205	9/12/1996	3	Baylor	Longview, Texas	W (S.F.)-'22
37	Herndon, Tre	CB	5-11	190	3/5/1996	5	Vanderbilt	Chattanooga, Tenn.	FA-'18
2	Jenkins, Rayshawn	S	6-1	200	1/25/1994	6	Miami (Fla.)	St. Petersburg, Fla.	UFA (LAC)-'21
57	Johnson, Caleb	LB	6-2	220	7/28/1998	2	Houston Baptist	Point Loma, Calif.	W (CHI)-'22
11	Jones Jr., Marvin	WR	6-2	199	3/12/1990	11	California	Long Beach, Calif.	UFA (DET)-'21
15	Jones, Tim	WR	6-1	200	5/15/1998	1	Southern Mississippi	Biloxi, Miss.	FA-'21
7	Jones, Zay	WR	6-2	200	3/30/1995	6	East Carolina	Austin, Texas	UFA (L.V.)-'22
49	Key, Arden	OLB	6-5	240	5/3/1996	5	LSU	College Park, Ga.	UFA (S.F.)-'22
13	Kirk, Christian	WR	5-11	200	11/16/1996	5	Texas A&M	Scottsdale, Ariz.	UFA (ARZ)-'22
16	Lawrence, Trevor	QB	6-6	220	10/6/1999	2	Clemson	Cartersville, Ga.	D1-'21
72	Little, Walker	OL	6-7	325	4/1/1999	2	Stanford	Houston, Texas	D2-'21
33	Lloyd, Devin	LB	6-3	235	9/30/1998	R	Utah	Chula Vista, Calif.	D1-'22
84	Manhertz, Chris	TE	6-6	260	4/10/1992	7	Canisius	Bronx, N.Y.	UFA (CAR)-'21
46	Matiscik, Ross	LS	6-0	240	9/13/1996	3	Baylor	McKinney, Texas	FA-'20
48	Muma, Chad	LB	6-3	239	8/18/1999	R	Wyoming	Lone Tree, Colo.	D3-'22
23	Oluokun, Foyesade	LB	6-2	230	8/2/1995	5	Yale	St. Louis, Mo.	UFA (ATL)-'22
10	Patterson, Riley	K	6-0	190	9/7/1999	2	Memphis	Edwardsville, Ill.	W (DET)-'22
14	Pryor, Kendric	WR	5-11	189	1/6/1998	R	Wisconsin	Hazel Crest, Ill.	W (CIN)-'22
50	Quarterman, Shaquille	LB	6-0	240	10/28/1997	3	Miami (Fla.)	Orange Park, Fla.	D4-'20
95	Robertson-Harris, Roy	DL	6-5	290	7/23/1993	7	Texas-El Paso	Oakland, Calif.	UFA (CHI)-'21
74	Robinson, Cam	OL	6-6	335	10/9/1995	6	Alabama	West Monroe, La.	D2-'17
25	Robinson, James	RB	5-9	220	8/9/1998	3	Illinois State	Rockford, Ill.	FA-'20
68	Scherff, Brandon	OL	6-5	315	12/26/1991	8	Iowa	Denison, Iowa	UFA (WAS)-'22
69	Shatley, Tyler	OL	6-3	305	5/5/1991	9	Clemson	Icard, N.C.	FA-'14
91	Smoot, Dawuane	DL	6-3	275	3/2/1995	6	Illinois	Groveport, Ohio	D3-'17
75	Taylor, Jawaan	OL	6-5	330	11/25/1997	4	Florida	Cocoa, Fla.	D2-'19
20	Thomas, Daniel	S	5-10	215	7/1/1998	3	Auburn	Montgomery, Ala.	D5a-'20
70	Van Lanen, Cole	OL	6-5	312	4/23/1998	2	Wisconsin	Green Bay, Wis.	T (G.B.)-'22
44	Walker, Travon	OLB	6-5	272	12/18/2000	R	Georgia	Thomaston, Ga.	D1-'22
31	Williams, Darious	CB	5-9	187	3/15/1993	5	Alabama-Birmingham	Jacksonville, Fla.	UFA (LAR)-'22
42	Wingard, Andrew	S	6-0	200	12/5/1996	4	Wyoming	Arvada, Colo.	FA-'19
Practice Squad (17)									
93	Antwine, Israel	DL	6-3	309	3/27/2000	R	Oklahoma State	Oklahoma City, Okla.	FA-'22
80	Austin Jr., Kevin	WR	6-2	200	3/30/2000	R	Notre Dame	Fort Lauderdale, Fla.	FA-'22
64	Cronk, Coy	OL	6-4	318	1/18/1998	1	Iowa	Lafayette, Ind.	FA-'21
97	Edwards Jr., Mario	DE	6-3	277	1/25/1994	8	Florida State	Denton, Texas	FA-'22
77	Ford, Nick	OL	6-5	310	8/10/1999	R	Utah	San Pedro, Calif.	FA-'22
34	Junior, Gregory	CB	6-0	190	6/21/1999	R	Ouachita Baptist	Crossett, Ark.	D6-'22
12	McCourt, James	K	6-1	216	11/9/1997	R	Illinois	Parkland, Fla.	W (LAC)-'22
83	Moore, Jaylon	WR	5-11	198	7/1/1997	1	Tennessee-Martin	Memphis, TN	FA-'22
55	Morgan, Grant	LB	5-11	224	1/23/1998	R	Arkansas	Greenwood, Ark.	FA-'22
35	Oyelola, Ayo	S	5-11	213	10/19/1998	R	University of Nottingham	Essex, England	FA-'22
4	Perry, E.J.	QB	6-2	210	1/1/1998	R	Brown	Andover, Mass.	FA-'22
86	Prince, Gerrit	TE	6-5	241	8/25/1997	R	Alabama Birmingham	Shawnee, Kan.	FA-'22
36	Sargent, Mekhi	RB	5-8	208	10/8/1997	2	Iowa	Key West, Fla.	W (LAR)-'21
54	Summers, Ty	LB	6-1	241	12/31/1995	4	TCU	San Antonio, Texas	W (G.B.)-'22
21	Thompson, Josh	S	6-0	194	10/20/1998	R	Texas	Nacogdoches, Texas	FA-'22
60	Williams, Darryl	OL	6-3	304	6/10/1997	2	Mississippi State	Bessemer, Ala.	FA-'22
81	Williams, Seth	WR	6-3	211	4/10/2000	2	Auburn	Cottondale, Ala.	FA-'22
Injured Reserve (1)									
92	Smith, Jordan	OLB	6-7	250	4/10/1998	2	Alabama-Birmingham	Lithonia, Ga.	D4-'21

NUMERICAL ROSTER

NO.	NAME	POS	HT	WT	DOB	AGE	EXP	COLLEGE	HOMETOWN	HOW ACQ
1	Etienne Jr., Travis	RB	5-10	215	1/26/99	23	2	Clemson	Jennings, La.	D1-'21
2	Jenkins, Rayshawn	S	6-1	200	1/25/94	28	6	Miami (Fla.)	St. Petersburg, Fla.	UFA (LAC)-'21
3	Beathard, C.J.	QB	6-2	215	11/16/93	28	6	Iowa	Franklin, Tenn.	UFA (S.F.)-'21
5	Cisco, Andre	S	6-0	210	3/23/00	22	2	Syracuse	Queens, N.Y.	D3-'21
6	Claybrooks, Chris	CB	5-9	180	7/17/97	25	3	Memphis	Nashville, Tenn.	D7-'20
7	Jones, Zay	WR	6-2	200	3/30/95	27	6	East Carolina	Austin, Texas	UFA (L.V.)-'22
9	Cooke, Logan	P	6-5	230	7/28/95	27	5	Mississippi State	Darbun, Miss.	D7b-'18
10	Patterson, Riley	K	6-0	190	9/7/99	22	2	Memphis	Edwardsville, Ill.	W (DET)-'22
11	Jones Jr., Marvin	WR	6-2	199	3/12/90	32	11	California	Long Beach, Calif.	UFA (DET)-'21
13	Kirk, Christian	WR	5-11	200	11/16/96	25	5	Texas A&M	Scottsdale, Ariz.	UFA (ARZ)-'22
14	Pryor, Kendric	WR	5-11	189	1/6/98	24	R	Wisconsin	Hazel Crest, Ill.	W (CIN)-'22
15	Jones, Tim	WR	6-1	200	5/15/98	24	1	Southern Mississippi	Biloxi, Miss.	FA-'21
16	Lawrence, Trevor	QB	6-6	220	10/6/99	22	2	Clemson	Cartersville, Ga.	D1-'21
17	Engram, Evan	TE	6-3	240	9/2/94	28	6	Ole Miss	Powder Springs, Ga.	UFA (NYG)-'22
20	Thomas, Daniel	S	5-10	215	7/1/98	24	3	Auburn	Montgomery, Ala.	D5a-'20
22	Hasty, JaMycal	RB	5-8	205	9/12/96	25	3	Baylor	Longview, Texas	W (S.F.)-'22
23	Oluokun, Foyesade	LB	6-2	230	8/2/95	27	5	Yale	St. Louis, Mo.	UFA (ATL)-'22
24	Conner, Snoop	RB	5-10	222	8/1/00	22	R	Mississippi	Hattiesburg, Miss.	D5-'22
25	Robinson, James	RB	5-9	220	8/9/98	24	3	Illinois State	Rockford, Ill.	FA-'20
26	Griffin, Shaquill	CB	6-0	200	7/20/95	27	6	Central Florida	St. Petersburg, Fla.	UFA (SEA)-'21
27	Gillespie, Tyree	S	6-0	210	9/5/97	25	2	Missouri	Ocala, Fla.	W (TEN)-'22
30	Brown, Montaric	CB	6-0	190	8/24/99	23	R	Arkansas	Ashdown, Ark.	D7-'22
31	Williams, Darious	CB	5-9	187	3/15/93	29	5	Alabama-Birmingham	Jacksonville, Fla.	UFA (LAR)-'22
32	Campbell, Tyson	CB	6-1	195	3/17/00	22	2	Georgia	Miramar, Fla.	D2-'21
33	Lloyd, Devin	LB	6-3	235	9/30/98	23	R	Utah	Chula Vista, Calif.	D1-'22
37	Herndon, Tre	CB	5-11	190	3/5/96	26	5	Vanderbilt	Chattanooga, Tenn.	FA-'18
39	Agnew, Jamal	WR	5-10	190	4/3/95	27	6	San Diego	San Diego, Calif.	UFA (DET)-'21
41	Allen, Josh	OLB	6-5	255	7/13/97	25	4	Kentucky	Montclair, N.J.	D1-'19
42	Wingard, Andrew	S	6-0	200	12/5/96	25	4	Wyoming	Arvada, Colo.	FA-'19
44	Walker, Travon	OLB	6-5	272	12/18/00	21	R	Georgia	Thomaston, Ga.	D1-'22
45	Chaisson, K'Lavon	OLB	6-3	245	7/25/99	23	3	LSU	Houston, Texas	D1-'20
46	Matiscik, Ross	LS	6-0	240	9/13/96	25	3	Baylor	McKinney, Texas	FA-'20
47	Dixon, De'Shaan	OLB	6-4	247	12/16/98	23	R	Norfolk State	Chesapeake, Va.	FA-'22
48	Muma, Chad	LB	6-3	239	8/18/99	23	R	Wyoming	Lone Tree, Colo.	D3-'22
49	Key, Arden	OLB	6-5	240	5/3/96	26	5	LSU	College Park, Ga.	UFA (S.F.)-'22
50	Quarterman, Shaquille	LB	6-0	240	10/28/97	24	3	Miami (Fla.)	Orange Park, Fla.	D4-'20
52	Hamilton, DaVon	DT	6-4	335	2/1/97	25	3	Ohio State	Pickerington, Ohio	D3-'20
57	Johnson, Caleb	LB	6-2	220	7/28/98	24	2	Houston Baptist	Point Loma, Calif.	W (CHI)-'22
68	Scherff, Brandon	OL	6-5	315	12/26/91	30	8	Iowa	Denison, Iowa	UFA (WAS)-'22
69	Shatley, Tyler	OL	6-3	305	5/5/91	31	9	Clemson	Icard, N.C.	FA-'14
70	Van Lanen, Cole	OL	6-5	312	4/23/98	24	2	Wisconsin	Green Bay, Wis.	T (G.B.)-'22
72	Little, Walker	OL	6-7	325	4/1/99	23	2	Stanford	Houston, Texas	D2-'21
74	Robinson, Cam	OL	6-6	335	10/9/95	26	6	Alabama	West Monroe, La.	D2-'17
75	Taylor, Jawaan	OL	6-5	330	11/25/97	24	4	Florida	Cocoa, Fla.	D2-'19
78	Bartch, Ben	OL	6-6	315	7/22/98	24	3	St. John's (Minn.)	Dayton, Ore.	D4-'20
79	Fortner, Luke	OL	6-4	307	5/15/98	24	R	Kentucky	Sylvania, Ohio	D3-'22
84	Manhertz, Chris	TE	6-6	260	4/10/92	30	7	Canisius	Bronx, N.Y.	UFA (CAR)-'21
85	Arnold, Dan	TE	6-6	240	3/15/95	27	5	Wisconsin-Platteville	Janesville, Wisc.	T (CAR)-'21
89	Farrell, Luke	TE	6-5	250	10/14/97	24	2	Ohio State	Perry, Ohio	D5-'21
91	Smoot, Dawuane	DL	6-3	275	3/2/95	27	6	Illinois	Groveport, Ohio	D3-'17
94	Fatukasi, Folorunso	DL	6-4	318	3/4/95	27	5	Connecticut	Far Rockaway, N.Y.	UFA (NYJ)-'22
95	Robertson-Harris, Roy	DL	6-5	290	7/23/93	29	7	Texas-El Paso	Oakland, Calif.	UFA (CHI)-'21
96	Gotsis, Adam	DL	6-4	290	9/23/92	29	6	Georgia Tech	Melbourne, Australia	FA-'21
Practice Squad (17)										
4	Perry, E.J.	QB	6-2	210	1/1/98	24	R	Brown	Andover, Mass.	FA-'22
12	McCourt, James	K	6-1	216	11/9/97	24	R	Illinois	Parkland, Fla.	W (LAC)-'22
21	Thompson, Josh	S	6-0	194	10/20/98	23	R	Texas	Nacogdoches, Texas	FA-'22
34	Junior, Gregory	CB	6-0	190	6/21/99	23	R	Ouachita Baptist	Crossett, Ark.	D6-'22
35	Oyelola, Ayo	S	5-11	213	10/19/98	23	R	University of Nottingham	Essex, England	FA-'22
36	Sargent, Mekhi	RB	5-8	208	10/8/97	24	2	Iowa	Key West, Fla.	W (LAR)-'21
54	Summers, Ty	LB	6-1	241	12/31/95	26	4	TCU	San Antonio, Texas	W (G.B.)-'22
55	Morgan, Grant	LB	5-11	224	1/23/98	24	R	Arkansas	Greenwood, Ark.	FA-'22
60	Williams, Darryl	OL	6-3	304	6/10/97	25	2	Mississippi State	Bessemer, Ala.	FA-'22
64	Cronk, Coy	OL	6-4	318	1/18/98	24	1	Iowa	Lafayette, Ind.	FA-'21
77	Ford, Nick	OL	6-5	310	8/10/99	23	R	Utah	San Pedro, Calif.	FA-'22
80	Austin Jr., Kevin	WR	6-2	200	3/30/00	22	R	Notre Dame	Fort Lauderdale, Fla.	FA-'22
81	Williams, Seth	WR	6-3	211	4/10/00	22	2	Auburn	Cottondale, Ala.	FA-'22
83	Moore, Jaylon	WR	5-11	198	7/1/97	25	1	Tennessee-Martin	Memphis, TN	FA-'22
86	Prince, Gerrit	TE	6-5	241	8/25/97	25	R	Alabama Birmingham	Shawnee, Kan.	FA-'22
93	Antwine, Israel	DL	6-3	309	3/27/00	22	R	Oklahoma State	Oklahoma City, Okla.	FA-'22
97	Edwards Jr., Mario	DE	6-3	277	1/25/94	28	8	Florida State	Denton, Texas	FA-'22
Injured Reserve (1)										
92	Smith, Jordan	OLB	6-7	250	4/10/98	24	2	Alabama-Birmingham	Lithonia, Ga.	D4-'21

DEPTH CHART

(As of September 6, 2022)

OFFENSE

WR	11	Marvin Jones Jr.		14	Kendric Pryor			
LT	74	Cam Robinson						
LG	78	Ben Bartch						
C	79	Luke Fortner		69	Tyler Shatley			
RG	68	Brandon Scherff		70	Cole Van Lanen			
RT	75	Jawaan Taylor		72	Walker Little			
TE	84	Chris Manhertz		89	Luke Farrell			
TE	17	Evan Engram		85	Dan Arnold			
QB	16	Trevor Lawrence		3	C.J. Beathard			
RB	25	James Robinson	**-or-**	1	Travis Etienne Jr.	24	Snoop Conner	22 JaMycal Hasty
WR	13	Christian Kirk		39	Jamal Agnew			
WR	7	Zay Jones		15	Tim Jones			

DEFENSE

NT	52	DaVon Hamilton					
DE	95	Roy Robertson-Harris		91	Dawuane Smoot	**-or-**	49 Arden Key
DE	94	Folorunso Fatukasi		96	Adam Gotsis		
WILL	41	Josh Allen		47	De'Shaan Dixon		
SAM	44	Travon Walker		45	K'Lavon Chaisson		
LB	23	Foyesade Oluokun		48	Chad Muma		
LB	33	Devin Lloyd		50	Shaquille Quarterman	57	Caleb Johnson
CB	31	Darious Williams		37	Tre Herndon		
CB	32	Tyson Campbell		30	Montaric Brown		
CB	26	Shaquill Griffin		6	Chris Claybrooks		
FS	5	Andre Cisco		20	Daniel Thomas		
SS	2	Rayshawn Jenkins		42	Andrew Wingard	27	Tyree Gillespie

SPECIALISTS

K	10	Riley Patterson			
H	9	Logan Cooke			
LS	46	Ross Matiscik			
P	9	Logan Cooke			
PR	39	Jamal Agnew	13	Christian Kirk	
KR	39	Jamal Agnew	6	Chris Claybrooks	24 Snoop Conner

PRONUNCIATION GUIDE

C.J. Beathard ..... BETH-urd
K'Lavon Chaisson ..... KAY-luh-von CHASE-on
De'Shaan Dixon ..... DEE-shawn
Travis Etienne Jr. ..... ETN
Luke Farrell ..... FAIR-ull
Folorunso Fatukasi ..... fow-low-RUNE-so faa-too-KAH-see
Adam Gotsis ..... GOT-sis
DaVon Hamilton ..... DUH-von
JaMycal Hasty ..... juh-MY-kuhl
Tre Herndon ..... Tray
Ross Matiscik ..... MATTA-sick
Chad Muma ..... MOO-ma
Foyesade Oluokun ..... Foy-eh-sa-day oh-LOU-a-kuhn
Brandon Scherff ..... SCHER-eff
Dawuane Smoot ..... duh-WAHN
Travon Walker ..... TRAY-von
Andrew Wingard ..... WING-urd

POSITIONAL ROSTER

NO.	NAME	POS.	HT.	WT.	AGE	EXP.	COLLEGE	HOMETOWN	HOW ACQ.
					QUARTERBACKS (2)				
3	Beathard, C.J.	QB	6-2	215	28	6	Iowa	Franklin, Tenn.	UFA (S.F.)-'21
16	Lawrence, Trevor	QB	6-6	220	22	2	Clemson	Cartersville, Ga.	D1-'21
					RUNNING BACKS (4)				
1	Etienne Jr., Travis	RB	5-10	215	23	2	Clemson	Jennings, La.	D1-'21
22	Hasty, JaMycal	RB	5-8	205	25	3	Baylor	Longview, Texas	W (S.F.)-'22
24	Conner, Snoop	RB	5-10	222	22	R	Mississippi	Hattiesburg, Miss.	D5-'22
25	Robinson, James	RB	5-9	220	24	3	Illinois State	Rockford, Ill.	FA-'20
					WIDE RECEIVERS (6)				
7	Jones, Zay	WR	6-2	200	27	6	East Carolina	Austin, Texas	UFA (L.V.)-'22
11	Jones Jr., Marvin	WR	6-2	199	32	11	California	Long Beach, Calif.	UFA (DET)-'21
13	Kirk, Christian	WR	5-11	200	25	5	Texas A&M	Scottsdale, Ariz.	UFA (ARZ)-'22
14	Pryor, Kendric	WR	5-11	189	24	R	Wisconsin	Hazel Crest, Ill.	W (CIN)-'22
15	Jones, Tim	WR	6-1	200	24	1	Southern Mississippi	Biloxi, Miss.	FA-'21
39	Agnew, Jamal	WR	5-10	190	27	6	San Diego	San Diego, Calif.	UFA (DET)-'21
					TIGHT ENDS (4)				
17	Engram, Evan	TE	6-3	240	28	6	Ole Miss	Powder Springs, Ga.	UFA (NYG)-'22
84	Manhertz, Chris	TE	6-6	260	30	7	Canisius	Bronx, N.Y.	UFA (CAR)-'21
85	Arnold, Dan	TE	6-6	240	27	5	Wisconsin-Platteville	Janesville, Wisc.	T (CAR)-'21
89	Farrell, Luke	TE	6-5	250	24	2	Ohio State	Perry, Ohio	D5-'21
					OFFENSIVE LINE (8)				
68	Scherff, Brandon	OL	6-5	315	30	8	Iowa	Denison, Iowa	UFA (WAS)-'22
69	Shatley, Tyler	OL	6-3	305	31	9	Clemson	Icard, N.C.	FA-'14
70	Van Lanen, Cole	OL	6-5	312	24	2	Wisconsin	Green Bay, Wis.	T (G.B.)-'22
72	Little, Walker	OL	6-7	325	23	2	Stanford	Houston, Texas	D2-'21
74	Robinson, Cam	OL	6-6	335	26	6	Alabama	West Monroe, La.	D2-'17
75	Taylor, Jawaan	OL	6-5	330	24	4	Florida	Cocoa, Fla.	D2-'19
78	Bartch, Ben	OL	6-6	315	24	3	St. John's (Minn.)	Dayton, Ore.	D4-'20
79	Fortner, Luke	OL	6-4	307	24	R	Kentucky	Sylvania, Ohio	D3-'22
					LINEBACKERS (10)				
23	Oluokun, Foyesade	LB	6-2	230	27	5	Yale	St. Louis, Mo.	UFA (ATL)-'22
33	Lloyd, Devin	LB	6-3	235	23	R	Utah	Chula Vista, Calif.	D1-'22
41	Allen, Josh	OLB	6-5	255	25	4	Kentucky	Montclair, N.J.	D1-'19
44	Walker, Travon	OLB	6-5	272	21	R	Georgia	Thomaston, Ga.	D1-'22
45	Chaisson, K'Lavon	OLB	6-3	245	23	3	LSU	Houston, Texas	D1-'20
47	Dixon, De'Shaan	OLB	6-4	247	23	R	Norfolk State	Chesapeake, Va.	FA-'22
48	Muma, Chad	LB	6-3	239	23	R	Wyoming	Lone Tree, Colo.	D3-'22
49	Key, Arden	OLB	6-5	240	26	5	LSU	College Park, Ga.	UFA (S.F.)-'22
50	Quarterman, Shaquille	LB	6-0	240	24	3	Miami (Fla.)	Orange Park, Fla.	D4-'20
57	Johnson, Caleb	LB	6-2	220	24	2	Houston Baptist	Point Loma, Calif.	W (CHI)-'22
					DEFENSIVE BACKS (11)				
2	Jenkins, Rayshawn	S	6-1	200	28	6	Miami (Fla.)	St. Petersburg, Fla.	UFA (LAC)-'21
5	Cisco, Andre	S	6-0	210	22	2	Syracuse	Queens, N.Y.	D3-'21
6	Claybrooks, Chris	CB	5-9	180	25	3	Memphis	Nashville, Tenn.	D7-'20
20	Thomas, Daniel	S	5-10	215	24	3	Auburn	Montgomery, Ala.	D5a-'20
26	Griffin, Shaquill	CB	6-0	200	27	6	Central Florida	St. Petersburg, Fla.	UFA (SEA)-'21
27	Gillespie, Tyree	S	6-0	210	25	2	Missouri	Ocala, Fla.	W (TEN)-'22
30	Brown, Montaric	CB	6-0	190	23	R	Arkansas	Ashdown, Ark.	D7-'22
31	Williams, Darious	CB	5-9	187	29	5	Alabama-Birmingham	Jacksonville, Fla.	UFA (LAR)-'22
32	Campbell, Tyson	CB	6-1	195	22	2	Georgia	Miramar, Fla.	D2-'21
37	Herndon, Tre	CB	5-11	190	26	5	Vanderbilt	Chattanooga, Tenn.	FA-'18
42	Wingard, Andrew	S	6-0	200	25	4	Wyoming	Arvada, Colo.	FA-'19
					DEFENSIVE LINE (5)				
52	Hamilton, DaVon	DT	6-4	335	25	3	Ohio State	Pickerington, Ohio	D3-'20
91	Smoot, Dawuane	DL	6-3	275	27	6	Illinois	Groveport, Ohio	D3-'17
94	Fatukasi, Folorunso	DL	6-4	318	27	5	Connecticut	Far Rockaway, N.Y.	UFA (NYJ)-'22
95	Robertson-Harris, Roy	DL	6-5	290	29	7	Texas-El Paso	Oakland, Calif.	UFA (CHI)-'21
96	Gotsis, Adam	DL	6-4	290	29	6	Georgia Tech	Melbourne, Australia	FA-'21
					SPECIALISTS (3)				
9	Cooke, Logan	P	6-5	230	27	5	Mississippi State	Darbun, Miss.	D7b-'18
10	Patterson, Riley	K	6-0	190	22	2	Memphis	Edwardsville, Ill.	W (DET)-'22
46	Matiscik, Ross	LS	6-0	240	25	3	Baylor	McKinney, Texas	FA-'20

HOW BUILT

YEAR	DRAFTEES (23)	FREE AGENTS (18)	COLLEGE FREE AGENTS (6)	TRADES/WAIVERS (6)	PRACTICE SQUAD (0)	SUP. DRAFT (0)
2014		OL Tyler Shatley (FA-'14)				
2017	OL Cam Robinson (2) DL Dawuane Smoot (3)					
2018	P Logan Cooke (7)		CB Tre Herndon (FA-'18)			
2019	OLB Josh Allen (1) OL Jawaan Taylor (2)		S Andrew Wingard (FA-'19)			
2020	OLB K'Lavon Chaisson (1) DT DaVon Hamilton (3) OL Ben Bartch (4) LB Shaquille Quarterman (4) S Daniel Thomas (5) CB Chris Claybrooks (7)		LS Ross Matiscik (FA-'20) RB James Robinson (FA-'20)			
2021	RB Travis Etienne Jr. (1) QB Trevor Lawrence (1) CB Tyson Campbell (2) OL Walker Little (2) S Andre Cisco (3) TE Luke Farrell (5)	WR Jamal Agnew (UFA DET -'21) QB C.J. Beathard (UFA S.F. -'21) DL Adam Gotsis (FA-'21) CB Shaquill Griffin (UFA SEA -'21) S Rayshawn Jenkins (UFA LAC -'21) WR Marvin Jones Jr. (UFA DET -'21) TE Chris Manhertz (UFA CAR -'21) K Riley Patterson (W DET -'22) DL Roy Robertson-Harris (UFA CHI -'21)	WR Tim Jones (FA-'21)	TE Dan Arnold (T CAR -'21)		
2022	OLB Travon Walker (1) LB Devin Lloyd (1b) OL Luke Fortner (3) LB Chad Muma (3) RB Snoop Conner (5) CB Montaric Brown (7)	TE Evan Engram (UFA NYG -'22) DL Folorunso Fatukasi (UFA NYJ -'22) WR Zay Jones (UFA L.V. -'22) OLB Arden Key (UFA S.F. -'22) WR Christian Kirk (UFA ARZ -'22) LB Foyesade Oluokun (UFA ATL -'22) OL Brandon Scherff (UFA WAS -'22) CB Darious Williams (UFA LAR -'22)	OLB De'Shaan Dixon (FA-'22)	S Tyree Gillespie (W TEN -'22) RB JaMycal Hasty (W S.F. -'22) LB Caleb Johnson (W CHI -'22) WR Kendric Pryor (W CIN -'22) OL Cole Van Lanen (T G.B. -'22)		

2021 GAME-BY-GAME STARTERS

2021 REGULAR SEASON												
OFFENSE												
DATE	OPPONENT	WR	WR	LT	LG	C	RG	RT	TE	QB	RB	WR
9/12	at Houston	DJ Chark Jr.	--	Cam Robinson	Andrew Norwell	Brandon Linder	A.J. Cann	Jawaan Taylor	Chris Manhertz/ James O'Shaughnessy	Trevor Lawrence	James Robinson	Marvin Jones Jr.
9/19	Denver	DJ Chark Jr.	--	Cam Robinson	Andrew Norwell	Brandon Linder	A.J. Cann	Jawaan Taylor	Chris Manhertz/ James O'Shaughnessy	Trevor Lawrence	James Robinson	Marvin Jones Jr.
9/26	Arizona	DJ Chark Jr.	--	Cam Robinson	Andrew Norwell	Brandon Linder	A.J. Cann	Jawaan Taylor	Chris Manhertz/ Jacob Hollister	Trevor Lawrence	James Robinson	Marvin Jones Jr.
9/30	at Cincinnati	DJ Chark Jr.	--	Cam Robinson	Andrew Norwell	Brandon Linder	A.J. Cann	Jawaan Taylor	Luke Farrell/ Chris Manhertz	Trevor Lawrence	James Robinson	Laviska Shenault Jr.
10/10	Tennessee	Marvin Jones Jr.	--	Cam Robinson	Andrew Norwell	Brandon Linder	Ben Bartch	Jawaan Taylor	Chris Manhertz/ Jacob Hollister	Trevor Lawrence	James Robinson	Laviska Shenault Jr.
10/17	Miami	Marvin Jones Jr.	Jamal Agnew	Cam Robinson	Andrew Norwell	Tyler Shatley	Ben Bartch	Jawaan Taylor	Chris Manhertz	Trevor Lawrence	James Robinson	Laviska Shenault Jr.
10/31	at Seattle	Marvin Jones Jr.	Jamal Agnew	Cam Robinson	Andrew Norwell	Tyler Shatley	Ben Bartch	Jawaan Taylor	Dan Arnold	Trevor Lawrence	James Robinson	Laviska Shenault Jr.
11/7	Buffalo	Marvin Jones Jr.	Laquon Treadwell	Walker Little	Andrew Norwell	Tyler Shatley	Ben Bartch	Jawaan Taylor	Dan Arnold	Trevor Lawrence	Carlos Hyde	Laviska Shenault Jr.
11/14	at Indianapolis	Marvin Jones Jr.	--	Cam Robinson	Andrew Norwell	Tyler Shatley	Ben Bartch	Jawaan Taylor	Chris Manhertz/ Luke Farrell	Trevor Lawrence	Carlos Hyde	Laviska Shenault Jr.
11/21	San Francisco	Marvin Jones Jr.	Laquon Treadwell	Cam Robinson	Andrew Norwell	Tyler Shatley	Ben Bartch	Jawaan Taylor	Dan Arnold	Trevor Lawrence	James Robinson	Laviska Shenault Jr.
11/28	Atlanta	Marvin Jones Jr./ Laquon Treadwell	--	Cam Robinson	Andrew Norwell	Brandon Linder	Ben Bartch	Jawaan Taylor	Chris Manhertz/ James O'Shaughnessy/ Dan Arnold	Trevor Lawrence	James Robinson	Laviska Shenault Jr.
12/5	at L.A. Rams	Marvin Jones Jr.	Laquon Treadwell	Cam Robinson	Andrew Norwell	Brandon Linder	Ben Bartch	Jawaan Taylor/ Will Richardson Jr.	Chris Manhertz	Trevor Lawrence	James Robinson	--
12/12	at Tennessee	Marvin Jones Jr.	Tavon Austin	Cam Robinson	Andrew Norwell	Tyler Shatley	Ben Bartch	Jawaan Taylor	James O'Shaughnessy	Trevor Lawrence	James Robinson	Laviska Shenault Jr.
12/19	Houston	Marvin Jones Jr.	Laquon Treadwell	Cam Robinson	Andrew Norwell	Brandon Linder	Ben Bartch	Jawaan Taylor	James O'Shaughnessy	Trevor Lawrence	James Robinson	Laviska Shenault Jr.
12/26	at N.Y. Jets	Marvin Jones Jr.	Laquon Treadwell	Cam Robinson	Andrew Norwell	Brandon Linder	Will Richardson Jr.	Jawaan Taylor	James O'Shaughnessy	Trevor Lawrence	James Robinson	Tavon Austin
1/2	at New England	Marvin Jones Jr.	Laquon Treadwell	Walker Little	Andrew Norwell	Tyler Shatley	KC McDermott	Jawaan Taylor	Luke Farrell	Trevor Lawrence	Dare Ogunbowale	Tavon Austin
1/9	Indianapolis	Marvin Jones Jr.	Laquon Treadwell	Walker Little	Andrew Norwell	Tyler Shatley	Ben Bartch	Jawaan Taylor	Luke Farrell/ Chris Manhertz	Trevor Lawrence	Dare Ogunbowale	--

2021 REGULAR SEASON													
DEFENSE													
DATE	OPPONENT	DT	NT	DE	OLB	MIKE	WILL	OLB	CB	CB	FS	SS	NICKEL
9/12	at Houston	Malcom Brown	DaVon Hamilton	Roy Robertson-Harris	Josh Allen	Damien Wilson	Myles Jack	K'Lavon Chaisson	Shaquill Griffin	CJ Henderson	Andrew Wingard	Rayshawn Jenkins	--
9/19	Denver	Malcom Brown	--	Roy Robertson-Harris	Josh Allen	Damien Wilson	Myles Jack	Dawuane Smoot	Shaquill Griffin	CJ Henderson	Andrew Wingard	Rayshawn Jenkins	Tyson Campbell
9/26	Arizona	Malcom Brown	DaVon Hamilton	Adam Gotsis	Josh Allen	Damien Wilson	Myles Jack	K'Lavon Chaisson	Shaquill Griffin	Tyson Campbell	Andrew Wingard	Rayshawn Jenkins	--
9/30	at Cincinnati	Malcom Brown	--	Adam Gotsis	Josh Allen	Damien Wilson	Myles Jack	Dawuane Smoot	Shaquill Griffin	Tyson Campbell	Andrew Wingard	Rayshawn Jenkins	Tre Herndon
10/10	Tennessee	Malcom Brown	DaVon Hamilton	Adam Gotsis	Josh Allen	Damien Wilson	Myles Jack	K'Lavon Chaisson	Shaquill Griffin	Chris Claybrooks	Andrew Wingard	Rayshawn Jenkins	--
10/17	Miami	Malcom Brown	--	Roy Robertson-Harris	Josh Allen	Damien Wilson	Dakota Allen	Dawuane Smoot	Shaquill Griffin	Nevin Lawson	Andrew Wingard	Rayshawn Jenkins	Tre Herndon
10/31	at Seattle	Malcom Brown	DaVon Hamilton	Roy Robertson-Harris	Josh Allen	Damien Wilson	Myles Jack	K'Lavon Chaisson	Shaquill Griffin	Tyson Campbell	Andrew Wingard	Rayshawn Jenkins	--
11/7	Buffalo	Malcom Brown	--	Roy Robertson-Harris	Josh Allen	Damien Wilson	Myles Jack	Dawuane Smoot	Shaquill Griffin	Tyson Campbell	Andrew Wingard	Rayshawn Jenkins	Rudy Ford
11/14	at Indianapolis	Malcom Brown	--	Roy Robertson-Harris	Josh Allen	Damien Wilson	Myles Jack	Dawuane Smoot	Shaquill Griffin	Tyson Campbell	Andrew Wingard	Rayshawn Jenkins	Rudy Ford
11/21	San Francisco	Malcom Brown	DaVon Hamilton	Roy Robertson-Harris	Josh Allen	Damien Wilson	Myles Jack	K'Lavon Chaisson	Shaquill Griffin	Tyson Campbell	Andrew Wingard	Rayshawn Jenkins	--
11/28	Atlanta	Malcom Brown	DaVon Hamilton	Roy Robertson-Harris	Josh Allen	Damien Wilson	Myles Jack	K'Lavon Chaisson	Nevin Lawson	Tyson Campbell	Andrew Wingard	Rayshawn Jenkins	--
12/5	at L.A. Rams	Malcom Brown	--	Roy Robertson-Harris	Josh Allen	Damien Wilson	Myles Jack	Dawuane Smoot	Nevin Lawson	Tyson Campbell	Andrew Wingard	Rayshawn Jenkins	Rudy Ford
12/12	at Tennessee	Malcom Brown	--	Roy Robertson-Harris	Josh Allen	Damien Wilson	Myles Jack	Dawuane Smoot	Shaquill Griffin	Tyson Campbell	Andrew Wingard	Rayshawn Jenkins	Rudy Ford
12/19	Houston	Malcom Brown	DaVon Hamilton	Roy Robertson-Harris	K'Lavon Chaisson	Damien Wilson	Myles Jack	Dawuane Smoot	Shaquill Griffin	Tyson Campbell	Andrew Wingard	Rayshawn Jenkins	--
12/26	at N.Y. Jets	Malcom Brown	DaVon Hamilton	Roy Robertson-Harris	K'Lavon Chaisson	Damien Wilson	Chapelle Russell	Dawuane Smoot	Shaquill Griffin	Tyson Campbell	Andrew Wingard	Andre Cisco	--
1/2	at New England	Malcom Brown	--	Roy Robertson-Harris	Josh Allen	Damien Wilson	Myles Jack	Jihad Ward	Chris Claybrooks	Tyson Campbell	Daniel Thomas	Andre Cisco	Tre Herndon
1/9	Indianapolis	Malcom Brown	--	Roy Robertson-Harris	Josh Allen	Damien Wilson	Myles Jack	Dawuane Smoot	Shaquill Griffin	Tyson Campbell	Daniel Thomas	Andre Cisco	Nevin Lawson

Rookies underlined.

2021 WEEK-BY-WEEK LEADERS

		SCORING		RUSHING YARDS		RECEPTIONS		RECEIVING YARDS		TACKLES		SOLO TACKLES		SACKS		INTERCEPTIONS		FORCED FUMBLES		RECOVERED FUMBLES		PASSING YARDS		CARRIES	
DATE	OPPONENT	PLAYER	NO.	PLAYER	NO.	PLAYER	NO.	PLAYER	NO.	PLAYER	NO.	PLAYER	NO.	PLAYER	NO.	PLAYER	NO.	PLAYER	NO.	PLAYER	NO.	PLAYER	NO.	PLAYER	NO.
09/12	at Texans	D. Chark Jr. M. Jones Jr. C. Manhertz	6	C. Hyde	44	L. Shenault Jr.	7	D. Chark Jr.	86	M. Jack	9	M. Jack R. Jenkins	6	J. Allen	1.0	--		--		--		T. Lawrence	332	C. Hyde	9
09/19	Broncos	M. Jones Jr. J. Agnew	6	J. Robinson	47	M. Jones Jr.	6	M. Jones Jr.	55	A. Wingard	8	R. Jenkins	6	A. Wingard J. Allen A. Gotsis	1.0	--		--		--		T. Lawrence	118	J. Robinson	11
09/26	Cardinals	J. Robinson D. Chark Jr. J. Agnew	6	J. Robinson	88	M. Jones Jr. J. Robinson	6	M. Jones Jr.	62	M. Jack	10	M. Jack D. Wilson T. Campbell	6	--		A. Wingard	1	--		--		T. Lawrence	219	J. Robinson	15
09/30	at Bengals	J. Robinson	12	J. Robinson	78	L. Shenault Jr.	6	L. Shenault Jr.	99	T. Campbell	9	T. Herndon	5	A. Gotsis	1.0	--		--		--		T. Lawrence	204	J. Robinson	18
10/10	Titans	J. Robinson T. Lawrence J. Hollister	6	J. Robinson	149	J. Agnew D. Arnold	6	D. Arnold	64	J. Allen D. Hamilton	7	J. Allen A. Wingard	5	D. Smoot	1.5	--		--		--		T. Lawrence	273	J. Robinson	18
10/17	Dolphins	M. Wright	11	J. Robinson	73	M. Jones Jr.	7	M. Jones Jr.	100	D. Wilson	12	D. Wilson	9	--		N. Lawson	1	D. Allen	1	--		T. Lawrence	319	J. Robinson	17
10/31	at Seahawks	J. Agnew	6	C. Hyde	32	D. Arnold	8	D. Arnold	68	M. Jack	8	M. Jack J. Allen	5	J. Allen	2.0	--		--		--		T. Lawrence	238	C. Hyde	9
11/07	Bills	M. Wright	9	C. Hyde	67	D. Arnold L. Shenault Jr.	4	D. Arnold	60	J. Allen	8	J. Allen	8	T. Bryan	2.0	J. Allen R. Ford	1	D. Smoot S. Griffin	1	J. Allen	1	T. Lawrence	118	C. Hyde	21
11/14	at Colts	J. Robinson J. Agnew	6	J. Agnew	79	D. Arnold	5	D. Arnold	67	M. Brown R. Jenkins	6	M. Brown R. Jenkins T. Campbell M. Jack	4	D. Hamilton	1.0	--		--		--		T. Lawrence	162	J. Robinson	12
11/21	49ers	J. Robinson	6	J. Robinson	29	L. Shenault Jr.	5	M. Jones Jr.	52	M. Jack	12	M. Jack	5	D. Wilson R. Robertson-Harris	1.0	--		J. Allen	1	--		T. Lawrence	158	J. Robinson	12
11/28	Falcons	T. Austin M. Wright	6	J. Robinson	86	L. Shenault Jr.	5	L. Treadwell	53	M. Jack	8	R. Jenkins A. Wingard	5	R. Robertson-Harris	1.0	T. Campbell	1	--		--		T. Lawrence	228	J. Robinson	17
12/05	at Rams	C. Hyde	6	J. Robinson C. Hyde	24	L. Treadwell	4	L. Treadwell	62	A. Wingard	8	N. Lawson	7	R. Ford D. Smoot	0.5	--		--		--		T. Lawrence	145	C. Hyde	9
12/12	at Titans	--		J. Robinson	4	M. Jones Jr.	6	M. Jones Jr.	70	D. Wilson	10	D. Wilson M. Jack	6	D. Wilson R. Robertson-Harris D. Smoot J. Ward	1.0	--		--		--		T. Lawrence	221	J. Robinson	6
12/19	Texans	M. Wright	10	J. Robinson	75	L. Treadwell	6	J. O'Shaughnessy	60	A. Wingard	9	A. Wingard M. Jack	5	M. Brown	1.0	T. Campbell	1	--		--		T. Lawrence	210	J. Robinson	18
12/26	at Jets	M. Wright	9	D. Ogunbowale	57	M. Jones Jr.	8	M. Jones Jr.	74	C. Russell T. Campbell	7	C. Russell	5	J. Ward	1.0	--		--		--		T. Lawrence	280	D. Ogunbowale	17
01/02	at Patriots	D. Ogunbowale	6	D. Ogunbowale	36	L. Treadwell	6	L. Treadwell	87	C. Claybrooks	9	C. Claybrooks	6	--		--		--		--		T. Lawrence	193	D. Ogunbowale	9
01/09	Colts	M. Wright	14	R. Armstead	52	M. Jones Jr.	7	M. Jones Jr.	88	T. Campbell	8	T. Campbell	6	J. Allen	2.0	D. Wilson	1	D. Wilson A. Cisco	1	D. Hamilton	1	T. Lawrence	223	D. Ogunbowale	11
MOST TIMES LED (INCLUDING TIES)		**M. WRIGHT**	**6**	**J. ROBINSON**	**10**	**M. JONES JR.**	**6**	**M. JONES JR.**	**7**	**M. JACK**	**5**	**M. JACK**	**7**	**J. ALLEN**	**4**	**T. CAMPBELL**	**2**	**D. ALLEN D. SMOOT S. GRIFFIN J. ALLEN D. WILSON A. CISCO**	**1**	**J. ALLEN D. HAMILTON**	**1**	**T. LAWRENCE**	**17**	**J. ROBINSON**	**10**

JAMAL AGNEW | 39

POSITION: WIDE RECEIVER
HT: 5-10 | **WT:** 190 | **DOB:** 4-3-1995
COLLEGE: SAN DIEGO
HOMETOWN: SAN DIEGO, CALIF.
ACQ: UFA (DET)-'21
EXP: 6th YEAR

@jamalagnew
@two_6ix

KEY TRANSACTIONS

- Originally selected by Detroit in the fifth round (165th overall) of the 2017 Draft
- Signed by Jacksonville as an unrestricted free agent on 3/17/21

PRO

- Leads the NFL with seven return TDs (four punt returns, two kickoff returns and one field goal return) since he entered the league in 2017
- He is the fourth player in NFL history to record at least one rushing TD, one receiving TD, one kick return TD and one field goal return TD throughout their career

2021 (Jaguars)

- He is the second player in NFL history (Timmy Brown, 1962) to return a field goal for a TD, return a kickoff for a TD, catch a TD and run for a TD in the same season... Agnew and RB Maurice Jones-Drew are the only players in franchise history with a rushing TD, receiving TD and kickoff return for a TD in the same season
- Saw action in 10 games in 2021 and caught 24 passes for 229 yards and one touchdown and recorded seven rushes for 111 yards and a touchdown... He also returned 22 kicks for 525 yards and one touchdown
- Placed on injured reserve on 11/22 with a hip injury
- **11/ 21 vs. S.F.:** Recorded three receptions for 18 yards... Also returned two kickoffs for 51 yards (25.5 avg)
- **11/14 at IND:** Recorded a 66-yard rushing TD, marking the longest rush by a wide receiver in franchise history with 1 minute remaining in the first quarter... His 66-yard run was also the longest run by an NFL wide receiver since 2016 (Tyreek Hill, Dec. 25, 2016)... Agnew's 66-yard rushing TD was the longest rushing TD by a Jaguars player since RB Leonard Fournette scored on a 75-yard TD against the Rams in Week 6 of the 2017 season
- **11/7 vs. BUF:** Saw action at wide receiver and recorded three receptions for 27 yards... Also had one punt return for 14 yards
- **10/31 at SEA:** Started at wide receiver and recorded six receptions for 38 yards and one TD... It was his third consecutive game with at least five receptions... His 9-yard TD reception was the first of his career... Returned two punts for 17 yards (8.5 avg) and had four kickoff returns for 68 yards (17.0 avg)
- **10/17 vs. MIA:** Recorded five receptions for a career-high 78 yards... Hauled in a 29-yard pass at the start of the third quarter which was the longest reception of his career... Added three kick returns for 55 yards
- **10/10 vs. TEN:** Set career highs in receptions (six) and receiving yards (41), while also registering an 8-yard rush... Returned four kickoffs for 85 yards
- **9/30 at CIN:** Recorded one reception for 27 yards and had one rushing attempt for 11 yards... Also had one kick return for 27 yards
- **9/26 vs. ARI:** Returned a missed field goal 109 yards for a TD on the final play of the second quarter and tied the record for the longest return in NFL history... Became the ninth player in NFL history with multiple 100-plus yard special teams returns in the same season and the 15th player in NFL history with two return touchdowns through the first three weeks of an NFL season... Agnew became the first player in NFL history with 100-plus yard TDs in consecutive games
- **9/19 vs. DEN:** Posted a career-long 102-yard kickoff return for a TD, marking his sixth career return touchdown (four punt and two kickoff)... His 102-yard return was the longest kick return in franchise history and the first kickoff return for a TD for the team since Dec. 18, 2016 against Houston
- **9/12 at HOU:** Returned two punts for 1 yard and saw action on offense in his Jaguars debut

2020 (Lions)

- Topped 1,000 all-purpose yards in 2020 for the first time in his career
- Recorded 13 receptions for 89 yards
- Fielded 28 kickoffs for 783 yards (28.0 avg)

2019 (Lions)

- Returned 17 kickoffs for 454 yards (26.7 avg) including a 100-yard kickoff returned for a touchdown
- Had 19 punt returns for 175 yards and one returned for a touchdown
- Was the only player in the NFL to have a kickoff return touchdown and punt return touchdown in 2019

2018 (Lions)

- Played in six games, and averaged 27 yards on eight kickoff returns
- Had 12 punt returns for 57 yards

2017 (Lions)

- Voted First Team All-Pro as a punt returner in his rookie season
- NFC Special Teams Player of the Week in Week 2
- Led the NFL in punt return yards (447), punt return average (15.4) and punt return touchdowns (two)
- His 88-yard punt return for a touchdown was the league's longest of the season and the longest punt return touchdown by a rookie since WR Tavon Austin raced back a 98-yard return for the Rams in 2013

COLLEGE

- Played 44 games and recorded 148 total tackles (118 solo), 59 pass defenses, 12.5 tackles for loss, one sack and one fumble recovery
- In 2016, posted 31 tackles, 13 pass defenses and two interceptions
- In 2015, recorded 30 tackles, four interceptions and 11 pass breakups en route to being named the Torero's Defensive MVP
- Finished his 2014 campaign leading the nation in pass defenses for FCS players (2.1 per game)
- In his freshman season he started 10 of the 11 games on which he appeared and was All-Pioneer Football League Honorable Mention
- Named San Diego's Most Outstanding First Year Player.

PERSONAL

- Attended the 2022 DUUUVAL draft party at Daily's Place as a player panelist
- Attended Point Loma High School (San Diego, Calif)
- He is the youngest of five children (two brothers and two sisters)
- He is one of two players to be drafted from the University of San Diego (QB Josh Johnson)
- Shares his birthday (April 3) with his mother, Arlene

JAMAL AGNEW'S NFL REGULAR SEASON RUSHING/RECEIVING STATISTICS

				RECEIVING					RUSHING				
DATE	TEAM	GP	GS	NO.	YDS.	AVG.	LG	TD	NO.	YDS.	AVG.	LG	TD
2017	Lions	13	0	2	18	9.0	12	0	2	9	4.5	5	0
2018	Lions	6	0	0	0	0.0	0	0	1	17	17.0	17	0
2019	Lions	13	0	1	-2	-2.0	-2	0	1	9	9.0	9	0
2020	Lions	14	2	13	89	6.8	20	0	6	33	5.5	11	0
2021	Jaguars	10	2	24	229	9.5	29	1	7	111	15.9	66t	1
NFL TOTALS		**56**	**4**	**40**	**334**	**8.4**	**29**	**1**	**17**	**179**	**10.5**	**66T**	**1**

JAMAL AGNEW'S NFL REGULAR SEASON RETURN STATISTICS

		KICKOFF RETURNS					PUNT RETURNS					
DATE	TEAM	RET.	YDS.	AVG.	LG	TD	NO.	FC	YDS.	AVG.	LG	TD
2017	Lions	11	196	17.8	25	0	29	16	447	15.4	88t	2
2018	Lions	8	216	27.0	45	0	12	3	57	4.8	16	0
2019	Lions	17	454	26.7	100t	1	19	13	175	9.2	64t	1
2020	Lions	28	783	28.0	71	0	14	14	178	12.7	74t	1
2021	Jaguars	22	525	23.9	102t	1	11	21	74	6.7	14	0
NFL TOTALS		**86**	**2,174**	**25.3**	**102T**	**2**	**85**	**67**	**931**	**11.0**	**88T**	**4**

SINGLE-GAME HIGHS: RUSHING/RECEIVING

Rush Attempts 3 at Indianapolis Colts, Nov 14, 2021
1 vs. San Francisco 49ers, Nov 21, 2021
...13 more at 1.

Rushing Yards 79 at Indianapolis Colts, Nov 14, 2021
17 at Dallas Cowboys, Sep 30, 2018

Longest Runs 66t at Indianapolis Colts, Nov 14, 2021
17 at Dallas Cowboys, Sep 30, 2018

Rushing TDs 1 at Indianapolis Colts, Nov 14, 2021

Receptions 6 at Seattle Seahawks, Oct 31, 2021
6 vs. Tennessee Titans, Oct 10, 2021

Receiving Yards 78 vs. Miami Dolphins, Oct 17, 2021
41 vs. Tennessee Titans, Oct 10, 2021

Receiving Average 15.6 vs. Miami Dolphins, Oct 17, 2021
9.0 vs. Buffalo Bills, Nov 07, 2021

Longest Receptions 29 vs. Miami Dolphins, Oct 17, 2021
27 at Cincinnati Bengals, Sep 30, 2021

Receiving TDs 1 at Seattle Seahawks, Oct 31, 2021

All-Purpose Yards 210 at Indianapolis Colts, Nov 14, 2021
155 at San Francisco 49ers, Sep 16, 2018

Kickoff Returns 5 at Indianapolis Colts, Nov 14, 2021
5 at San Francisco 49ers, Sep 16, 2018

Kickoff Return Yards 144 at San Francisco 49ers, Sep 16, 2018
120 vs. Denver Broncos, Sep 19, 2021

Longest Kickoff Return 102t vs. Denver Broncos, Sep 19, 2021
100t at Philadelphia Eagles, Sep 22, 2019

Kickoff Return TDs 1 vs. Denver Broncos, Sep 19, 2021
1 at Philadelphia Eagles, Sep 22, 2019

Fair Catches 6 at Chicago Bears, Nov 10, 2019
4 at Cincinnati Bengals, Dec 24, 2017

Punt Return Yards 106 at New Orleans Saints, Oct 15, 2017
101 at New York Giants, Sep 18, 2017

Longest Punt Return 88t at New York Giants, Sep 18, 2017
74t vs. Tampa Bay Buccaneers, Dec 26, 2020
...1 more at 74.

Punt Returns 5 at Arizona Cardinals, Sep 08, 2019
5 vs. Minnesota Vikings, Dec 23, 2018

Punt Return TDs 1 vs. Tampa Bay Buccaneers, Dec 26, 2020
1 at Denver Broncos, Dec 22, 2019
...2 more at 1.

Punt Return Average 33.7 at New York Giants, Sep 18, 2017
26.5 at New Orleans Saints, Oct 15, 2017

Kickoff Return Average 29.0 at Tennessee Titans, Dec 20, 2020
28.8 at San Francisco 49ers, Sep 16, 2018

Special Teams Tackles 2 vs. Tampa Bay Buccaneers, Dec 26, 2020
2 at Green Bay Packers, Oct 14, 2019
...1 more at 2.

Most TDs 1 at Indianapolis Colts, Nov 14, 2021
1 at Seattle Seahawks, Oct 31, 2021
...7 more at 1.

2021 GAME-BY-GAME REGULAR-SEASON STATISTICS (JAGUARS)

			RECEIVING					RUSHING						
DATE	OPPONENT	P/S	NO.	YDS.	AVG.	LG	TD	NO.	YDS.	AVG.	LG	TD	W/L	SCORE
09/12	at Texans	P	0	0	0.0	0	0	0	0	0.0	0	0	L	21-37
09/19	Broncos	P	0	0	0.0	0	0	0	0	0.0	0	0	L	13-23
09/26	Cardinals	P	0	0	0.0	0	0	0	0	0.0	0	0	L	19-31
09/30	at Bengals	P	1	27	27.0	27	0	1	11	11.0	11	0	L	21-24
10/10	Titans	P	6	41	6.8	8	0	1	8	8.0	8	0	L	19-37
10/17	Dolphins	S	5	78	15.6	29	0	0	0	0.0	0	0	W	23-20
10/31	at Seahawks	S	6	38	6.3	9t	1	0	0	0.0	0	0	L	7-31
11/07	Bills	P	3	27	9.0	23	0	1	11	11.0	11	0	W	9-6
11/14	at Colts	P	0	0	0.0	0	0	3	79	26.3	66t	1	L	17-23
11/21	49ers	P	3	18	6.0	8	0	1	2	2.0	2	0	L	10-30
11/28	Falcons						INJURED RESERVE						L	14-21
12/05	at Rams						INJURED RESERVE						L	7-37
12/12	at Titans						INJURED RESERVE						L	0-20
12/19	Texans						INJURED RESERVE						L	16-30
12/26	at Jets						INJURED RESERVE						L	21-26
01/02	at Patriots						INJURED RESERVE						L	10-50
01/09	Colts						INJURED RESERVE						W	26-11
2021 TOTALS		**10-2**	**24**	**229**	**9.5**	**29**	**1**	**7**	**111**	**15.9**	**66T**	**1**	**3-14**	

JOSH ALLEN | 41

POSITION: OUTSIDE LINEBACKER
HT: 6-5 | **WT:** 255 | **DOB:** 7-13-1997
COLLEGE: KENTUCKY
HOMETOWN: MONTCLAIR, N.J.
ACQ: D1-'19
EXP: 4th YEAR

@JoshAllen41_
joshallen_41

KEY TRANSACTIONS

- Originally drafted by Jacksonville in the first round (7th overall) in the 2019 draft

PRO

2021 (Jaguars)

- Voted a team captain for the 2021 season
- **1/9 vs. IND:** Sacked QB Carson Wentz twice in the first half, marking the fourth multi-sack game of his career... Finished the game with four total tackles (three solo), including 2.0 sacks
- **11/7 vs. BUF:** Finished the game with a career-high eight tackles, including two tackles for loss and 1.0 sack... Allen also recorded the first INT of his career, becoming the second defensive lineman in franchise history to post at least 1.0 sack, one INT and one fumble recovery in a single game (DE Tony Brackens)... Allen is the only player in the NFL over the last three seasons (2019-21) to accomplish the feat... Allen sacked Bills QB Josh Allen, marking the first time a player sacked a QB with the same first and last name in NFL history
- **9/12 at HOU:** Started at outside linebacker and recorded five total tackles, including 1.0 sack, and two QB hits... With his sack, Allen joined DE Yannick Ngakoue and DE Tony Brackens as the only players in franchise history to tally at least 14.0 sacks in their first 25 career games

2020 (Jaguars)

- Saw action in eight games, making seven starts
- Tallied 13 tackles (seven solo), 2.5 sacks, two tackles for loss and one pass defensed
- Named team captain as voted on by his teammates
- Placed on injured reserve on Nov. 24 with a knee injury
- **9/24 vs. MIA:** Started at defensive end and tallied two solo tackles, including his first sack of the season
- **11/8 vs. HOU:** Started at defensive end and made four tackles, including a half-sack

2019 (Jaguars)

- Appeared in all 16 games, making four starts, during his rookie campaign
- Became the seventh player in franchise history to compile double-digit sacks in a season
- Amassed 44 tackles (31 solo), 11 tackles for loss, 10.5 sacks and two forced fumbles
- Finished the year second on the team with 11 tackles for loss... His 10.5 sacks recorded in 2019 led all NFL rookies and were the most by a rookie in franchise history
- One of five NFL players over the last 10 seasons to post at least 10.0 sacks and multiple forced fumbles in their rookie seasons
- Became the first rookie in Jaguars history to make the Pro Bowl
- **10/13 vs. N.O.:** Notched two tackles and 1.0 sack, becoming the third player in franchise history to post at least 4.0 sacks through six career games, joining DE Yannick Ngakoue and former DT John Henderson
- **10/27 vs. NYJ:** Saw action at DE, amassing 2.0 sacks, one tackle for loss and a forced fumble... Became the first Jaguars rookie since DE Yannick Ngakoue in 2016 to post at least 1.0 sack in four straight games
- **12/15 at OAK:** Saw action at DE and tallied three tackles (two solo), including 1.0 sack, his 10th of the season

COLLEGE

- Did not miss a game during his four-year career with the Wildcats, playing in all 51 games with 35 starts
- Career totals include 220 tackles, 31.5 sacks, 11 forced fumbles, eight passes defensed and two fumble recoveries
- Named SEC Defensive Player of the Year, earned consensus First Team All American honors and was honored with the Bronco Nagurski Award, presented to the nation's top defensive player, as a senior in 2018
- Allen's 17.0 sacks in 2018 were the most by an SEC player in a single season since the NCAA started official sack records in 2000, finishing the season ranked second nationally in sacks (17.0), fourth in forced fumbles (five) and sixth in tackles for loss (21.5)

PERSONAL

- He and his wife, Kaitlyn, have two sons, Wesley, Julian, and one daughter, Vanessa
- Son of Kim Allen and Robert Allen
- Josh's sister, Myisha Hines-Allen, played collegiate basketball at Louisville and is currently a forward for the Washington Mystics, the 2019 WNBA champions
- Uncle, Gregory Hines, played college basketball at Hampton and went on to a 12-year pro career
- Majored in communications
- In June of 2022, traveled to England to participate in An Evening With Jaguars Stars as a player panelist with Jaguars' fans in London and Manchester

JOSH ALLEN'S NFL REGULAR SEASON DEFENSIVE STATISTICS

				TACKLES								INTERCEPTIONS					O. FUMB					ST				MISC	
DATE	TEAM	GP	GS	TK	S	A	TFL	YDS	SK	YDS	QBH	NO	YDS	LG	TD	PD	FF	FR	TD	YDS	TK	S	A	FF	FR	S	A
2019	Jaguars	16	4	44	31	13	11	77	10.5	74.0	23	0	0	0	0	0	2	0	0	0	0	0	0	0	0	0	0
2020	Jaguars	8	7	13	7	6	2	9	2.5	7.0	11	0	0	0	0	1	0	0	0	0	0	0	0	0	0	0	0
2021	Jaguars	16	15	71	46	25	12	81	7.5	70.0	14	1	11	11	0	4	1	1	0	0	0	0	0	0	0	0	0
NFL TOTALS		**40**	**26**	**128**	**84**	**44**	**25**	**167**	**20.5**	**151.0**	**48**	**1**	**11**	**11**	**0**	**5**	**3**	**1**	**0**	**0**	**0**	**0**	**0**	**0**	**0**	**0**	**0**

SINGLE-GAME HIGHS: DEFENSIVE

Total Tackles 10 vs. San Francisco 49ers, Nov 21, 2021
8 vs. Buffalo Bills, Nov 07, 2021

Solo Tackles 8 vs. Buffalo Bills, Nov 07, 2021
5 at Seattle Seahawks, Oct 31, 2021
...1 more at 5.

Sacks 2.0 vs. Indianapolis Colts, Jan 09, 2022
2.0 at Seattle Seahawks, Oct 31, 2021
...2 more at 2.0.

Passes Defensed 1 vs. Buffalo Bills, Nov 07, 2021
1 vs. Miami Dolphins, Oct 17, 2021
...3 more at 1.

Forced Fumbles 1 vs. San Francisco 49ers, Nov 21, 2021
1 vs. New York Jets, Oct 27, 2019
...1 more at 1.

Fumble Recoveries 1 vs. Buffalo Bills, Nov 07, 2021

Tackles For Loss 4 at Seattle Seahawks, Oct 31, 2021
2 vs. Indianapolis Colts, Jan 09, 2022
...4 more at 2.

Interceptions 1 vs. Buffalo Bills, Nov 07, 2021

Interception Return Yards 11 vs. Buffalo Bills, Nov 07, 2021

2021 GAME-BY-GAME REGULAR-SEASON STATISTICS (JAGUARS)

			TACKLES								INTERCEPTIONS					O. FUMB				ST					MISC			
DATE	OPPONENT	P/S	TK	S	A	SK	YDS	TFL	YDS	QBH	NO	YDS	LG	TD	PD	FF	FR	TD	YDS	TK	S	A	FF	FR	S	A	W/L	SCORE
09/12	at Texans	S	5	3	2	1.0	2.0	1	2	2	0	0	0	0	0	0	0	0	0	0	0	0	0	0	0	0	L	21-37
09/19	Broncos	S	3	1	2	1.0	16.0	1	16	1	0	0	0	0	0	0	0	0	0	0	0	0	0	0	0	0	L	13-23
09/26	Cardinals	S	1	0	1	0.0	0.0	0	0	0	0	0	0	0	0	0	0	0	0	0	0	0	0	0	0	0	L	19-31
09/30	at Bengals	S	2	1	1	0.0	0.0	0	0	0	0	0	0	0	1	0	0	0	0	0	0	0	0	0	0	0	L	21-24
10/10	Titans	S	7	5	2	0.5	0.0	0	0	2	0	0	0	0	1	0	0	0	0	0	0	0	0	0	0	0	L	19-37
10/17	Dolphins	S	7	4	3	0.0	0.0	0	0	1	0	0	0	0	1	0	0	0	0	0	0	0	0	0	0	0	W	23-20
10/31	at Seahawks	S	6	5	1	2.0	24.0	4	31	2	0	0	0	0	0	0	0	0	0	0	0	0	0	0	0	0	L	7-31
11/07	Bills	S	8	8	0	1.0	10.0	2	13	1	1	11	11	0	1	0	1	0	0	0	0	0	0	0	0	0	W	9-6
11/14	at Colts	S	2	2	0	0.0	0.0	0	0	3	0	0	0	0	0	0	0	0	0	0	0	0	0	0	0	0	L	17-23
11/21	49ers	S	10	4	6	0.0	0.0	1	0	0	0	0	0	0	0	1	0	0	0	0	0	0	0	0	0	0	L	10-30
11/28	Falcons	S	3	2	1	0.0	0.0	0	0	0	0	0	0	0	0	0	0	0	0	0	0	0	0	0	0	0	L	14-21
12/05	at Rams	S	2	0	2	0.0	0.0	0	0	0	0	0	0	0	0	0	0	0	0	0	0	0	0	0	0	0	L	7-37
12/12	at Titans	S	2	2	0	0.0	0.0	0	0	0	0	0	0	0	0	0	0	0	0	0	0	0	0	0	0	0	L	0-20
12/19	Texans	P	2	2	0	0.0	0.0	0	0	0	0	0	0	0	0	0	0	0	0	0	0	0	0	0	0	0	L	16-30
12/26	at Jets										RESERVE/COVID-19																L	21-26
01/02	at Patriots	S	7	4	3	0.0	0.0	1	1	0	0	0	0	0	0	0	0	0	0	0	0	0	0	0	0	0	L	10-50
01/09	Colts	S	4	3	1	2.0	18.0	2	18	2	0	0	0	0	0	0	0	0	0	0	0	0	0	0	0	0	W	26-11
2021 TOTALS		**16-15**	**71**	**46**	**25**	**7.5**	**70.0**	**12**	**81**	**14**	**1**	**11**	**11**	**0**	**4**	**1**	**1**	**0**	**0**	**0**	**0**	**0**	**0**	**0**	**0**	**0**	**3-14**	

DAN ARNOLD | 85

POSITION: TIGHT END
HT: 6-6 | **WT:** 240 | **DOB:** 3-15-1995
COLLEGE: WISCONSIN-PLATTEVILLE
HOMETOWN: JANESVILLE, WISC.
ACQ: T (CAR)-'21
EXP: 5th YEAR

@1darnold
@danarnold_85

KEY TRANSACTIONS

- Signed as an undrafted free agent by New Orleans on 6/5/17
- Signed to the Saints practice squad on 9/1/19
- Claimed off waivers by Arizona on 12/5/19
- Signed as a free agent with Carolina on 3/22/21
- Traded to Jacksonville on 9/27/21

PRO

2021 (Panthers & Jaguars)

- Finished the 2021 campaign with 35 receptions for 408 yards in 11 games
- **10/31 at SEA:** Started at tight end for the first time as a Jaguar and led the team with a career-high eight receptions for 68 yards
- **9/30 at CIN:** Recorded two catches for 29 yards including a 17-yard reception in his Jaguars debut
- In three games with Carolina, registered seven receptions for 84 yards

2020 (Cardinals)

- Played in 16 games with five starts, recording career highs in receptions (31), yards (438) and touchdowns (438)
- **12/6 vs. LAR:** Recorded two receptions for 61 yards and two touchdowns, including a career-long 59-yard TD
- **12/13 at NYG**: Caught a touchdown in back-to-back games as he finished with two receptions for 27 yards and one touchdown

2019 (Saints & Cardinals)

- Spent first half of 2019 season on New Orleans practice squad... Promoted and played in two games for the Saints before being waived... Signed by Arizona and saw action in three games, making six catches for 102 yards and two touchdowns

2018 (Saints)

- Played in 10 games for New Orleans in 2018... Had 12 receptions for 150 yards and one touchdown

2017 (Saints)

- Spent 2017 season on injured reserve with the Saints

COLLEGE

- Played at Division III University of Wisconsin-Platteville for four seasons (2013-16)
- Had 2,097 receiving yards in final two seasons
- Won the conference championship in indoor 60-meter hurdles

PERSONAL

- Went to Shanley High School in Fargo, N.D.
- Has a dog named Nola
- Considers himself a car enthusiast
- His favorite holiday is 4th of July

DAN ARNOLD'S NFL REGULAR SEASON RUSHING/RECEIVING STATISTICS

				RECEIVING					RUSHING				
DATE	TEAM	GP	GS	NO.	YDS.	AVG.	LG	TD	NO.	YDS.	AVG.	LG	TD
2018	Saints	10	1	12	150	12.5	25t	1	0	0	0.0	0	0
2019	Saints	2	0	2	25	12.5	19	0	0	0	0.0	0	0
				Went from **New Orleans** to **Arizona**.									
2019	Cardinals	3	1	6	102	17.0	37	2	0	0	0.0	0	0
2019	TOTAL	5	1	8	127	15.9	37	2	0	0	0.0	0	0
2020	Cardinals	16	5	31	438	14.1	59t	4	0	0	0.0	0	0
2021	Panthers	3	1	7	84	12.0	19	0	0	0	0.0	0	0
				Went from **Carolina** to **Jacksonville**.									
2021	Jaguars	8	4	28	324	11.6	28	0	0	0	0.0	0	0
2021	TOTAL	11	5	35	408	11.7	28	0	0	0	0.0	0	0
NFL TOTALS		**42**	**12**	**86**	**1,123**	**13.1**	**59T**	**7**	**0**	**0**	**0.0**	**0**	**0**

DAN ARNOLD'S NFL POSTSEASON RUSHING/RECEIVING STATISTICS

				RECEIVING					RUSHING				
DATE	TEAM	GP	GS	NO.	YDS.	AVG.	LG	TD	NO.	YDS.	AVG.	LG	TD
2018	Saints	1	0	0	0	0.0	0	0	0	0	0.0	0	0
NFL TOTALS		**1**	**0**	**0**	**0**	**0.0**	**0**	**0**	**0**	**0**	**0.0**	**0**	**0**

DAN ARNOLD'S NFL REGULAR SEASON RETURN STATISTICS

		KICKOFF RETURNS					PUNT RETURNS					
DATE	TEAM	RET.	YDS.	AVG.	LG	TD	NO.	FC	YDS.	AVG.	LG	TD
2018	Saints	0	0	0.0	0	0	0	0	0	0.0	0	0
2019	Saints	0	0	0.0	0	0	0	0	0	0.0	0	0
				Went from **New Orleans** to **Arizona**.								
2019	Cardinals	0	0	0.0	0	0	0	0	0	0.0	0	0
2019	TOTAL	0	0	0.0	0	0	0	0	0	0.0	0	0
2020	Cardinals	0	0	0.0	0	0	0	0	0	0.0	0	0
2021	Panthers	0	0	0.0	0	0	0	0	0	0.0	0	0
				Went from **Carolina** to **Jacksonville**.								
2021	Jaguars	1	13	13.0	13	0	0	0	0	0.0	0	0
2021	TOTAL	1	13	13.0	13	0	0	0	0	0.0	0	0
NFL TOTALS		**1**	**13**	**13.0**	**13**	**0**	**0**	**0**	**0**	**0.0**	**0**	**0**

DAN ARNOLD'S NFL POSTSEASON RETURN STATISTICS

		KICKOFF RETURNS					PUNT RETURNS					
DATE	TEAM	RET.	YDS.	AVG.	LG	TD	NO.	FC	YDS.	AVG.	LG	TD
2018	Saints	0	0	0.0	0	0	0	0	0	0.0	0	0
NFL TOTALS		**0**	**0**	**0.0**	**0**	**0**	**0**	**0**	**0**	**0.0**	**0**	**0**

SINGLE-GAME HIGHS: RUSHING/RECEIVING

Receptions 8 at Seattle Seahawks, Oct 31, 2021
6 vs. Tennessee Titans, Oct 10, 2021

Receiving Yards 76 at Los Angeles Rams, Dec 29, 2019
68 at Seattle Seahawks, Oct 31, 2021

Receiving Average 19.0 at Los Angeles Rams, Dec 29, 2019
18.3 vs. New Orleans Saints, Sep 19, 2021

Longest Receptions 59t vs. Los Angeles Rams, Dec 06, 2020
41 vs. Seattle Seahawks, Oct 25, 2020

Receiving TDs 2 vs. Los Angeles Rams, Dec 06, 2020
1 at New York Giants, Dec 13, 2020
...4 more at 1.

All-Purpose Yards 81 at Seattle Seahawks, Oct 31, 2021
76 at Los Angeles Rams, Dec 29, 2019

Kickoff Returns 1 at Seattle Seahawks, Oct 31, 2021

Kickoff Return Yards 13 at Seattle Seahawks, Oct 31, 2021

Longest Kickoff Return 13 at Seattle Seahawks, Oct 31, 2021

Most TDs 2 vs. Los Angeles Rams, Dec 06, 2020
1 at New York Giants, Dec 13, 2020
...4 more at 1.

2021 GAME-BY-GAME REGULAR-SEASON STATISTICS (PANTHERS/JAGUARS)

			RECEIVING					RUSHING						
DATE	OPPONENT	P/S	NO.	YDS.	AVG.	LG	TD	NO.	YDS.	AVG.	LG	TD	W/L	SCORE
09/12	Jets	S	2	6	3.0	5	0	0	0	0.0	0	0	W	19-14
09/19	Saints	P	3	55	18.3	19	0	0	0	0.0	0	0	W	26-7
09/23	at Texans	P	2	23	11.5	12	0	0	0	0.0	0	0	W	24-9
						Went from **Panthers** to **Jaguars**.								
09/30	at Bengals	P	2	29	14.5	17	0	0	0	0.0	0	0	L	21-24
10/10	Titans	P	6	64	10.7	18	0	0	0	0.0	0	0	L	19-37
10/17	Dolphins	P	2	27	13.5	19	0	0	0	0.0	0	0	W	23-20
10/31	at Seahawks	S	8	68	8.5	11	0	0	0	0.0	0	0	L	7-31
11/07	Bills	S	4	60	15.0	28	0	0	0	0.0	0	0	W	9-6
11/14	at Colts	P	5	67	13.4	24	0	0	0	0.0	0	0	L	17-23
11/21	49ers	S	0	0	0.0	0	0	0	0	0.0	0	0	L	10-30
11/28	Falcons	S	1	9	9.0	9	0	0	0	0.0	0	0	L	14-21
12/05	at Rams					INJURED RESERVE							L	7-37
12/12	at Titans					INJURED RESERVE							L	0-20
12/19	Texans					INJURED RESERVE							L	16-30
12/26	at Jets					INJURED RESERVE - DESIGNATED FOR RETURN							L	21-26
01/02	at Patriots					RESERVE/COVID-19							L	10-50
01/09	Colts					INJURED RESERVE - DESIGNATED FOR RETURN							W	26-11
2021 TOTALS		**11-5**	**35**	**408**	**11.7**	**28**	**0**	**0**	**0**	**0.0**	**0**	**0**	**6-11**	

BEN BARTCH | 78

POSITION: OFFENSIVE LINEMAN
HT: 6-6 | **WT:** 315 | **DOB:** 7-22-1998
COLLEGE: ST. JOHN'S (MINN.)
HOMETOWN: DAYTON, ORE.
ACQ: D4-'20
EXP: 3rd YEAR

KEY TRANSACTIONS

- Originally drafted by Jacksonville in the fourth round (116th overall) of the 2020 draft

PRO

2021 (Jaguars)

- Placed on the Reserve/COVID-19 list on 12/24... Activated from the Reserve/COVID-19 list on 1/6
- **1/9 vs. IND:** Started at right guard and played 58 offensive snaps... Briefly left the game with an ankle injury in the first quarter and returned to finish the game
- **12/19 vs. HOU:** Started at right guard and played all 70 offensive snaps
- **12/12 at TEN:** Started at right guard and played all 55 offensive snaps
- **12/5 at LAR:** Started at right guard... Left the game in the fourth quarter with a back injury
- **11/28 vs. ATL:** Started at right guard and played all 73 offensive snaps
- **11/21 vs. S.F.:** Started at right guard and played all 46 offensive snaps
- **11/14 at IND:** Started at right guard and played all 66 offensive snaps
- **11/7 vs. BUF:** Started at right guard and played all 61 offensive snaps
- **10/31 at SEA:** Started at right guard and played all 76 offensive snaps
- **10/17 vs. MIA:** Started at right guard and played 24 snaps... Left the game in the second quarter with a concussion
- **10/10 vs. TEN:** Started at right guard and helped RB James Robinson rush for a career-high 149 yards
- **9/30 at CIN:** Played 35 snaps at right guard after replacing A.J. Cann who exited the game in the second quarter
- **9/26 vs. ARI:** Saw action at left guard after replacing Andrew Norwell who briefly exited the game in the second quarter with an ankle injury... Helped the offense rush for 159 yards on 29 attempts
- **9/19 vs. DEN:** Played 20 snaps at right guard after replacing A.J. Cann... Also saw action on special teams
- **9/12 at HOU:** Saw action on special teams

2020 (Jaguars)

- Saw action in 13 games as a rookie on the offensive line, making one start... Part of an offensive line that helped rookie RB James Robinson tally the most scrimmage yards (1,414), and the second-most rushing yards (1,070), by an undrafted rookie in NFL history
- **10/18 vs. DET:** Saw action at right guard after OL A.J. Cann exited the game with a shoulder injury and on special teams
- **12/13 vs. TEN:** Made his first career start at left guard

COLLEGE

- Began his collegiate career as a tight end prior to moving to left tackle
- Started 14 games at left tackle as a senior and earned First-Team All-Minnesota Intercollegiate Athletic Conference honors and was named a Division III All-American
- Became the first player from St. John's (Minn.) drafted since 1974 and the first player to be drafted from the Minnesota Intercollegiate Athletic Conference since 2003
- Also competed on St. John's track and field team in shot put and the discus
- Named to the 2019 Allstate American Football Coaches Association (AFCA) Good Works Team, an award established to recognize a select group of college football players who have made a commitment to service and enriching the lives of others

PERSONAL

- In an effort to gain weight after moving to the offensive line, consumed a protein shake daily of seven scrambled eggs, a tub of cottage cheese, quick grits, peanut butter, bananas and gatorade while in college
- Studied in South Africa during the spring of 2019, where he served as a computer lab tutor for children ages kindergarten-seventh grade at Seyisi Primary School (New Brighton, South Africa)
- Volunteered with Catholic Charities' Meals on Wheels in fall of 2018 in nearby St. Joseph, Minn. and served as an after-school tutor for a sixth-grade student at All Saints Academy
- Volunteered at Newman, the Roman Catholic parish at the University of Wisconsin-Eau Claire's Ecumenical Religious Center, in 2017 and 2018 when visiting his grandmother during breaks in the academic year
- Majored in pyschology and has an interest in sports psychology and mental skills training
- Favorite rock band is Led Zepplin

BEN BARTCH'S NFL REGULAR SEASON STATISTICS

DATE	TEAM	GP	GS
2020	Jaguars	13	1
2021	Jaguars	15	11
NFL TOTALS		**28**	**12**

2021 GAME-BY-GAME REGULAR-SEASON STATISTICS (JAGUARS)

DATE	OPPONENT	P/S		W/L	SCORE
09/12	at Texans	P		L	21-37
09/19	Broncos	P		L	13-23
09/26	Cardinals	P		L	19-31
09/30	at Bengals	P		L	21-24
10/10	Titans	S		L	19-37
10/17	Dolphins	S		W	23-20
10/31	at Seahawks	S		L	7-31
11/07	Bills	S		W	9-6
11/14	at Colts	S		L	17-23
11/21	49ers	S		L	10-30
11/28	Falcons	S		L	14-21
12/05	at Rams	S		L	7-37
12/12	at Titans	S		L	0-20
12/19	Texans	S		L	16-30
12/26	at Jets		RESERVE/COVID-19	L	21-26
01/02	at Patriots		RESERVE/COVID-19	L	10-50
01/09	Colts	S		W	26-11
2021 TOTALS		**15-11**		**3-14**	

C.J. BEATHARD | 3

POSITION: QUARTERBACK
HT: 6-2 | **WT:** 215 | **DOB:** 11-16-1993
COLLEGE: IOWA
HOMETOWN: FRANKLIN, TENN.
ACQ: UFA (S.F.)-'21
EXP: 6th YEAR

@cjbeathard
@ceejaybeat_hard

KEY TRANSACTIONS

- Originally drafted by San Francisco in the third round (107th overall) in the 2017 Draft
- Signed by Jacksonville as an unrestricted free agent on 3/24/21

PRO

2021 (Jaguars)

- Appeared in two games in 2021
- **11/7 vs. BUF:** Replaced QB Trevor Lawrence in the second quarter after Lawrence briefly left the game with an ankle injury... Finished the game 2-of-2 for 33 yards

2020 (49ers)

- Appeared in six games (two starts) and completed 66 of 104 attempts for 787 yards and six TDs.

2019 (49ers)

- Did not play

2018 (49ers)

- Played in six games (five starts) and completed 102 of 169 attempts for 1,252 yards and eight TDs
- **9/30 at LAC:** Completed 23 of 37 attempts for 298 yards and tied his career high with two TDs

2017 (49ers)

- Played in seven games (five starts) and completed 123 of 224 attempts for 1,430 yards and four TDs. Set the single-season franchise record for attempts (224), completions (123) and passing yards (1,430) by a rookie quarterback
- Added 26 carries for 136 yards and three TDs rushing
- His three rushing TDs set the single-season franchise record for rushing TDs by a rookie quaterback

COLLEGE

- In four seasons with Iowa, played in 41 games (28 starts) and completed 454 of 782 attempts for 5,562 yards, 40 TDs and 19 INTs
- Finished his collegiate career ranked sixth in school history in career TD passes (40), seventh in completions (454) and attempts (782) and eighth in passing yards (5,562)
- In 2016, was named a captain and earned Academic All-Big Ten and honorable mention All-Big Ten honors
- As a junior, was named the team's Most Valuable Player (offense) and was named a captain
- Also earned Second-Team All-Big Ten honors, the "Extra Heartbeat" Award (offense) and Players' Choice Award (offense)

PERSONAL

- Attended Battle Ground Academy (Franklin, Tenn.) and led the state of Tennessee in passing yards, completions and TDs as a junior and senior
- Earned first-team all-state honors and was runner-up for "Mr. Football Award" in Tennessee as a senior
- Named first-team all-region and region MVP as a junior and senior
- Four-year letterman in both football and baseball
- Born Casey Jarrett Beathard
- Majored in leisure studies (recreation and sport business) at Iowa
- Has one daughter named Lyla

C.J. BEATHARD'S NFL REGULAR SEASON PASSING STATISTICS

DATE	TEAM	GP	GS	ATT.	CMP.	PCT.	YDS	AVG.	TD	INT.	LG	SK	LST	RATE
2017	49ers	7	5	224	123	54.9	1,430	6.4	4	6	83t	19	141	69.2
2018	49ers	6	5	169	102	60.4	1,252	7.4	8	7	82t	18	156	81.8
2019	49ers	0	0	0	0	0.0	0	0.0	0	0	0	0	0	0.0
2020	49ers	6	2	104	66	63.5	787	7.6	6	0	49t	9	71	105.7
2021	Jaguars	2	0	2	2	100.0	33	16.5	0	0	28	0	0	118.8
TOTALS		**21**	**12**	**499**	**293**	**58.7**	**3,502**	**7.0**	**18**	**13**	**83T**	**46**	**368**	**81.4**

C.J. BEATHARD'S NFL POSTSEASON PASSING STATISTICS

DATE	TEAM	GP	GS	ATT.	CMP.	PCT.	YDS	AVG.	TD	INT.	LG	SK	LST	RATE
2019	49ers	0	0	0	0	0.0	0	0.0	0	0	0	0	0	0.0
TOTALS		**0**	**0**	**0**	**0**	**0.0**	**0**	**0.0**	**0**	**0**	**0**	**0**	**0**	**0.0**

C.J. BEATHARD'S NFL REGULAR SEASON RUSHING STATISTICS

DATE	TEAM	NO.	YDS.	AVG.	LG	TD
2017	49ers	26	136	5.2	16	3
2018	49ers	19	69	3.6	13	1
2019	49ers	0	0	0.0	0	0
2020	49ers	6	28	4.7	17	0
2021	Jaguars	1	2	2.0	2	0
TOTALS		**52**	**235**	**4.5**	**17**	**4**

C.J. BEATHARD'S NFL POSTSEASON RUSHING STATISTICS

DATE	TEAM	NO.	YDS.	AVG.	LG	TD
2019	49ers	0	0	0.0	0	0
TOTALS		**0**	**0**	**0.0**	**0**	**0**

C.J. BEATHARD'S NFL REGULAR SEASON PASSING/RUSHING STATISTICS

				PASSING											RUSHING				
DATE	TEAM	GP	GS	ATT.	CMP.	PCT.	YDS	AVG.	TD	INT.	LG	SK	LST	RATE	NO.	YDS.	AVG.	LG	TD
2017	49ers	7	5	224	123	54.9	1,430	6.4	4	6	83t	19	141	69.2	26	136	5.2	16	3
2018	49ers	6	5	169	102	60.4	1,252	7.4	8	7	82t	18	156	81.8	19	69	3.6	13	1
2019	49ers	0	0	0	0	0.0	0	0.0	0	0	0	0	0	0.0	0	0	0.0	0	0
2020	49ers	6	2	104	66	63.5	787	7.6	6	0	49t	9	71	105.7	6	28	4.7	17	0
2021	Jaguars	2	0	2	2	100.0	33	16.5	0	0	28	0	0	118.8	1	2	2.0	2	0
TOTALS		**21**	**12**	**499**	**293**	**58.7**	**3,502**	**7.0**	**18**	**13**	**83T**	**46**	**368**	**81.4**	**52**	**235**	**4.5**	**17**	**4**

C.J. BEATHARD'S NFL POSTSEASON PASSING/RUSHING STATISTICS

				PASSING											RUSHING				
DATE	TEAM	GP	GS	ATT.	CMP.	PCT.	YDS	AVG.	TD	INT.	LG	SK	LST	RATE	NO.	YDS.	AVG.	LG	TD
2019	49ers	0	0	0	0	0.0	0	0.0	0	0	0	0	0	0.0	0	0	0.0	0	0
TOTALS		**0**	**0**	**0**	**0**	**0.0**	**0**	**0.0**	**0**	**0**	**0**	**0**	**0**	**0.0**	**0**	**0**	**0.0**	**0**	**0**

SINGLE-GAME HIGHS: QUARTERBACK

Pass Attempts 54 vs. Arizona Cardinals, Oct 07, 2018
51 vs. Arizona Cardinals, Nov 05, 2017

Pass Completions 34 vs. Arizona Cardinals, Oct 07, 2018
25 vs. Seattle Seahawks, Jan 03, 2021

Yards Passing 349 vs. Arizona Cardinals, Oct 07, 2018
298 at Los Angeles Chargers, Sep 30, 2018

TD Passes 3 at Arizona Cardinals, Dec 26, 2020
2 at Green Bay Packers, Oct 15, 2018
...3 more at 2.

Long Passes 83t vs. New York Giants, Nov 12, 2017
82t at Los Angeles Chargers, Sep 30, 2018

Completion Percentage 76.0 vs. New York Giants, Nov 12, 2017
73.7 vs. Philadelphia Eagles, Oct 04, 2020

Passer Rating 125.4 at Arizona Cardinals, Dec 26, 2020
123.4 vs. New York Giants, Nov 12, 2017

Rush Attempts 7 at Los Angeles Chargers, Sep 30, 2018
6 vs. Seattle Seahawks, Nov 26, 2017
...1 more at 6.

Rushing Yards 40 at Philadelphia Eagles, Oct 29, 2017
30 vs. Dallas Cowboys, Oct 22, 2017

Rushing Average 2.7 at Los Angeles Chargers, Sep 30, 2018

Longest Runs 17 at Arizona Cardinals, Dec 26, 2020
16 vs. Dallas Cowboys, Oct 22, 2017

Rushing TDs 1 vs. Arizona Cardinals, Oct 07, 2018
1 vs. New York Giants, Nov 12, 2017
...2 more at 1.

300-YARD PASSING GAMES (1): REGULAR SEASON

DATE	TEAM	NO.	YDS.	AVG.	LG	TD
10/07/18	CARDINALS	34	349	10.3	45	2

2021 GAME-BY-GAME REGULAR-SEASON STATISTICS (JAGUARS)

			PASSING											RUSHING					
DATE	OPPONENT	P/S	ATT	CMP	YDS	PCT	Y/A	Y/C	TD	INT	LG	SK/YD	RATE	ATT	YDS	LG	TD	W/L	SCORE
09/12	at Texans							DID NOT PLAY (NON-INJURY)										L	21-37
09/19	Broncos							DID NOT PLAY (NON-INJURY)										L	13-23
09/26	Cardinals							DID NOT PLAY (NON-INJURY)										L	19-31
09/30	at Bengals							DID NOT PLAY (NON-INJURY)										L	21-24
10/10	Titans							DID NOT PLAY (NON-INJURY)										L	19-37
10/17	Dolphins							DID NOT PLAY (NON-INJURY)										W	23-20
10/31	at Seahawks							DID NOT PLAY (NON-INJURY)										L	7-31
11/07	Bills	P	2	2	33	100.0	16.5	16.5	0	0	28	0/0	118.8	0	0	0	0	W	9-6
11/14	at Colts							DID NOT PLAY (NON-INJURY)										L	17-23
11/21	49ers							DID NOT PLAY (NON-INJURY)										L	10-30
11/28	Falcons							DID NOT PLAY (NON-INJURY)										L	14-21
12/05	at Rams	P	0	0	0	0.0	0.0	0.0	0	0	0	0/0	0.0	1	2	2	0	L	7-37
12/12	at Titans							DID NOT PLAY (NON-INJURY)										L	0-20
12/19	Texans							DID NOT PLAY (NON-INJURY)										L	16-30
12/26	at Jets							DID NOT PLAY (NON-INJURY)										L	21-26
01/02	at Patriots							DID NOT PLAY (NON-INJURY)										L	10-50
01/09	Colts							RESERVE/COVID-19										W	26-11
2021 TOTALS		**2-0**	**2**	**2**	**33**	**100.0**	**16.5**	**16.5**	**0**	**0**	**28**	**0/0**	**118.8**	**1**	**2**	**2**	**0**	**3-14**	

MONTARIC BROWN | 30

POSITION: CORNERBACK
HT: 6-0 | **WT:** 190 | **DOB:** 8-24-1999
COLLEGE: ARKANSAS
HOMETOWN: ASHDOWN, ARK.
ACQ: D7-'22
EXP: R

KEY TRANSACTIONS

- Originally drafted by Jacksonville in the seventh round (222nd overall) in the 2022 draft

COLLEGE

- Started all 13 games for the Razorbacks in his final season leading the Southeastern Conference with five interceptions and making 54 total tackles to earn First-Team All-SEC honors... His five interceptions were the most by a Razorback since Tramain Thomas in 2011
- As a junior, played and started in eight games at cornerback... Logged 31 tackles (20 solo) with 2.0 tackles for loss, one interception and one forced fumble... Led the team with six passes broken up
- Started all 10 games at cornerback he played in for the Razorbacks in 2019... Totaled 760 plays, according to Pro Football Focus, with 659 snaps on defense, also seeing time on Arkansas' various special teams units... Recorded 39 total tackles, 25 solo, with one for loss, as well as three pass breakups, an interception and a fumble recovery
- Played in 11 games, starting three for the Razorbacks as a freshman... Recorded nine tackles, eight unassisted, with one pass breakup

PERSONAL

- Son of Danica Richard and Patrick Brown
- No. 1 ranked player in Arkansas after his senior year of high school
- Chose Arkansas over Alabama, Auburn, LSU, Oklahoma, Oklahoma State, Baylor and Missouri
- His favorite athlete growing up was Sean Taylor

MONTARIC BROWN'S COLLEGE DEFENSIVE STATISTICS

				TACKLES					INTERCEPTIONS		FUMBLES
DATE	TEAM	GP	GS	TK	S	A	TFL	SK	NO	PD	FF
2018	Arkansas	11	3	9	8	1	0	0	0	1	0
2019	Arkansas	10	10	38	24	14	1	0	1	4	0
2020	Arkansas	8	8	31	20	11	2	0	1	7	1
2021	Arkansas	13	13	54	24	30	1	0	5	11	1
COLLEGE TOTALS		**42**	**34**	**132**	**76**	**56**	**4**	**0**	**7**	**23**	**1**

TYSON CAMPBELL | 32

POSITION: CORNERBACK
HT: 6-1 | **WT:** 195 | **DOB:** 3-17-2000
COLLEGE: GEORGIA
HOMETOWN: MIRAMAR, FLA.
ACQ: D2-'21
EXP: 2nd YEAR

@tysoncampbell_
@tysoncampbell_

KEY TRANSACTIONS:

- Originally drafted by Jacksonville in the second round (33rd overall) in the 2021 draft

PRO

2021 (Jaguars)

- Concluded his rookie season with 14 starts in 15 games played... Had 73 total tackles, two interceptions and 10 passes defensed
- **12/19 vs. HOU:** Started at cornerback and recorded his second INT of the season, becoming the first Jaguars rookie cornerback since 2016 (Jalen Ramsey) to record at least two INTs in a season... Finished with four tackles, two passes defensed and one INT
- **11/28 vs. ATL:** Started at cornerback and posted the first INT of his career when he picked off Falcons QB Matt Ryan with 19 seconds remaining in the first half... Campbell finished the game with three tackles, three passes defensed and one INT... He is the fourth Jaguars rookie in the last 20 years to record at least three passes defensed and one INT in a single game, joining CBs CJ Henderson (2020), Jalen Ramsey (2016, twice) and S Marlon McCree (2002)

COLLEGE

- Played in 33 games at Georgia, including 30 starts and recorded 89 tackles, 11 passes defensed, three fumble recoveries, one INT and one forced fumble
- In 2018 against Missouri, he forced, recovered and returned a first-quarter fumble for a 64-yard touchdown

PERSONAL

- Attended the 2022 DUUUVAL draft party at Daily's Place as a player panelist
- 2A state champion in the 100 meters and 200 meters
- Led American Heritage High School to a 50-5 record, including undefeated seasons as state champions in his junior and senior campaigns
- Favorite artist is Kodak Black

TYSON CAMPBELL'S NFL REGULAR SEASON DEFENSIVE STATISTICS

				TACKLES							INTERCEPTIONS						O. FUMB				ST				MISC	
DATE	TEAM	GP	GS	TK	S	A	TFL	YDS	SK	YDS	QBH	NO	YDS	LG	TD	PD	FF	FR	TD	YDS	TK	S	A	FF	FR	S	A
2021	Jaguars	15	14	73	49	24	2	4	0.0	0.0	0	2	3	3	0	10	0	0	0	0	0	0	0	0	0	0	0
NFL TOTALS		**15**	**14**	**73**	**49**	**24**	**2**	**4**	**0.0**	**0.0**	**0**	**2**	**3**	**3**	**0**	**10**	**0**	**0**	**0**	**0**	**0**	**0**	**0**	**0**	**0**	**0**

SINGLE-GAME HIGHS: DEFENSIVE

Total Tackles 9 at Cincinnati Bengals, Sep 30, 2021
8 vs. Indianapolis Colts, Jan 09, 2022
...1 more at 8.

Solo Tackles 6 vs. Indianapolis Colts, Jan 09, 2022
6 vs. Arizona Cardinals, Sep 26, 2021

Passes Defensed 3 vs. Atlanta Falcons, Nov 28, 2021
2 vs. Houston Texans, Dec 19, 2021

Tackles For Loss 1 vs. Indianapolis Colts, Jan 09, 2022
1 at Cincinnati Bengals, Sep 30, 2021

Interceptions 1 vs. Houston Texans, Dec 19, 2021
1 vs. Atlanta Falcons, Nov 28, 2021

Interception Return Yards 3 vs. Houston Texans, Dec 19, 2021

2021 GAME-BY-GAME REGULAR-SEASON STATISTICS (JAGUARS)

			TACKLES								INTERCEPTIONS					O. FUMB				ST					MISC			
DATE	OPPONENT	P/S	TK	S	A	SK	YDS	TFL	YDS	QBH	NO	YDS	LG	TD	PD	FF	FR	TD	YDS	TK	S	A	FF	FR	S	A	W/L	SCORE
09/12	at Texans	P	2	2	0	0.0	0.0	0	0	0	0	0	0	0	0	0	0	0	0	0	0	0	0	0	0	0	L	21-37
09/19	Broncos	S	3	2	1	0.0	0.0	0	0	0	0	0	0	0	1	0	0	0	0	0	0	0	0	0	0	0	L	13-23
09/26	Cardinals	S	8	6	2	0.0	0.0	0	0	0	0	0	0	0	1	0	0	0	0	0	0	0	0	0	0	0	L	19-31
09/30	at Bengals	S	9	4	5	0.0	0.0	1	2	0	0	0	0	0	0	0	0	0	0	0	0	0	0	0	0	0	L	21-24
10/10	Titans											INACTIVE															L	19-37
10/17	Dolphins											INACTIVE															W	23-20
10/31	at Seahawks	S	4	3	1	0.0	0.0	0	0	0	0	0	0	0	1	0	0	0	0	0	0	0	0	0	0	0	L	7-31
11/07	Bills	S	5	4	1	0.0	0.0	0	0	0	0	0	0	0	0	0	0	0	0	0	0	0	0	0	0	0	W	9-6
11/14	at Colts	S	5	4	1	0.0	0.0	0	0	0	0	0	0	0	1	0	0	0	0	0	0	0	0	0	0	0	L	17-23
11/21	49ers	S	3	3	0	0.0	0.0	0	0	0	0	0	0	0	0	0	0	0	0	0	0	0	0	0	0	0	L	10-30
11/28	Falcons	S	3	2	1	0.0	0.0	0	0	0	1	0	0	0	3	0	0	0	0	0	0	0	0	0	0	0	L	14-21
12/05	at Rams	S	4	2	2	0.0	0.0	0	0	0	0	0	0	0	0	0	0	0	0	0	0	0	0	0	0	0	L	7-37
12/12	at Titans	S	4	2	2	0.0	0.0	0	0	0	0	0	0	0	0	0	0	0	0	0	0	0	0	0	0	0	L	0-20
12/19	Texans	S	4	3	1	0.0	0.0	0	0	0	1	3	3	0	2	0	0	0	0	0	0	0	0	0	0	0	L	16-30
12/26	at Jets	S	7	4	3	0.0	0.0	0	0	0	0	0	0	0	0	0	0	0	0	0	0	0	0	0	0	0	L	21-26
01/02	at Patriots	S	4	2	2	0.0	0.0	0	0	0	0	0	0	0	0	0	0	0	0	0	0	0	0	0	0	0	L	10-50
01/09	Colts	S	8	6	2	0.0	0.0	1	2	0	0	0	0	0	1	0	0	0	0	0	0	0	0	0	0	0	W	26-11
2021 TOTALS		**15-14**	**73**	**49**	**24**	**0.0**	**0.0**	**2**	**4**	**0**	**2**	**3**	**3**	**0**	**10**	**0**	**0**	**0**	**0**	**0**	**0**	**0**	**0**	**0**	**0**	**0**	**3-14**	

K'LAVON CHAISSON | 45

POSITION: OUTSIDE LINEBACKER
HT: 6-3 | **WT:** 245 | **DOB:** 7-25-1999
COLLEGE: LSU
HOMETOWN: HOUSTON, TEXAS
ACQ: D1-'20
EXP: 3rd YEAR

@S4CKGURU
@s4ckguru

KEY TRANSACTIONS

- Originally drafted by Jacksonville in the first round (20th overall) in the 2020 draft... Pronounced KAY-luh-vahn Chase-on

PRO

2021 (Jaguars)

- Finished the season with eight starts in 15 games played... Produced 31 total tackles, four QB hits and 1.0 sack
- **10/10 vs. TEN:** Started at outside linebacker and finished with a career-high six tackles, including 1.0 sack, two tackles for loss and three QB hits
- **9/30 at CIN:** Saw action on defense and had one tackle and one QB hit

2020 (Jaguars)

- Saw action in all 16 games as a rookie, starting three... Amassed 19 tackles (12 solo), three tackles for loss, 1.0 sack and one pass defensed
- **9/13 vs. IND:** Saw extensive action (46 snaps) at defensive end in his NFL debut and posted two tackles (one solo)
- **9/20 at TEN:** Saw action at defensive end and posted two tackles, including his first career sack
- **10/11 at HOU:** Made his first career start at defensive end and tallied one tackle and one pass defensed

COLLEGE

- Played in 26 games with 17 starts in his three years with the Tigers
- Capped career with 92 tackles, 19.0 tackles for loss and 9.5 sacks
- Three-time member of the SEC Academic Honor Roll

PERSONAL

- Inspired by his late father, Kelvin, who was a linebacker at Baylor from 1999-2001
- "I'm not going to sit here and lie to you and say I've always dreamed of playing at the next level or I've always dreamed about playing in the NFL because that's not true. The inspiration to play the sport was something that ran deeper. With my size and the tradition in my family involving the sport, it was sort of an obligation or you were looked at differently."
- Created an Instagram account for his dog, Prince Nino: @lifeofnino
- Also passionate about financial literacy, the environment and social justice

K'LAVON CHAISSON'S NFL REGULAR SEASON DEFENSIVE STATISTICS

				TACKLES							INTERCEPTIONS					O. FUMB				ST				MISC		
DATE	TEAM	GP	GS	TK	S	A	TFL	YDS	SK	YDS	QBH	NO	YDS	LG	TD	PD	FF	FR	TD	YDS	TK	S	A	FF	FR	S	A
2020	Jaguars	16	3	19	12	7	3	13	1.0	8.0	9	0	0	0	0	1	0	0	0	0	0	0	0	0	0	0	0
2021	Jaguars	15	8	31	20	11	3	5	1.0	2.0	4	0	0	0	0	0	0	0	0	0	0	0	0	0	0	0	0
NFL TOTALS		**31**	**11**	**50**	**32**	**18**	**6**	**18**	**2.0**	**10.0**	**13**	**0**	**0**	**0**	**0**	**1**	**0**	**0**	**0**	**0**	**0**	**0**	**0**	**0**	**0**	**0**	**0**

SINGLE-GAME HIGHS: DEFENSIVE

Total Tackles 6 vs. Tennessee Titans, Oct 10, 2021
4 vs. San Francisco 49ers, Nov 21, 2021
Solo Tackles 3 vs. San Francisco 49ers, Nov 21, 2021
3 vs. Tennessee Titans, Oct 10, 2021
Sacks 1.0 vs. Tennessee Titans, Oct 10, 2021
1.0 at Tennessee Titans, Sep 20, 2020

Passes Defensed 1 at Houston Texans, Oct 11, 2020
Tackles For Loss 2 vs. Tennessee Titans, Oct 10, 2021
1 at Tennessee Titans, Dec 12, 2021
...3 more at 1.

2021 GAME-BY-GAME REGULAR-SEASON STATISTICS (JAGUARS)

			TACKLES								INTERCEPTIONS					O. FUMB				ST					MISC			
DATE	OPPONENT	P/S	TK	S	A	SK	YDS	TFL	YDS	QBH	NO	YDS	LG	TD	PD	FF	FR	TD	YDS	TK	S	A	FF	FR	S	A	W/L	SCORE
09/12	at Texans	S	2	1	1	0.0	0.0	0	0	0	0	0	0	0	0	0	0	0	0	0	0	0	0	0	0	0	L	21-37
09/19	Broncos	P	3	1	2	0.0	0.0	0	0	0	0	0	0	0	0	0	0	0	0	0	0	0	0	0	0	0	L	13-23
09/26	Cardinals	S	3	2	1	0.0	0.0	0	0	0	0	0	0	0	0	0	0	0	0	0	0	0	0	0	0	0	L	19-31
09/30	at Bengals	P	1	1	0	0.0	0.0	0	0	1	0	0	0	0	0	0	0	0	0	0	0	0	0	0	0	0	L	21-24
10/10	Titans	S	6	3	3	1.0	2.0	2	4	3	0	0	0	0	0	0	0	0	0	0	0	0	0	0	0	0	L	19-37
10/17	Dolphins	P	0	0	0	0.0	0.0	0	0	0	0	0	0	0	0	0	0	0	0	0	0	0	0	0	0	0	W	23-20
10/31	at Seahawks	S	2	0	2	0.0	0.0	0	0	0	0	0	0	0	0	0	0	0	0	0	0	0	0	0	0	0	L	7-31
11/07	Bills	P	1	0	1	0.0	0.0	0	0	0	0	0	0	0	0	0	0	0	0	0	0	0	0	0	0	0	W	9-6
11/14	at Colts	P	2	2	0	0.0	0.0	0	0	0	0	0	0	0	0	0	0	0	0	0	0	0	0	0	0	0	L	17-23
11/21	49ers	S	4	3	1	0.0	0.0	0	0	0	0	0	0	0	0	0	0	0	0	0	0	0	0	0	0	0	L	10-30
11/28	Falcons	S	0	0	0	0.0	0.0	0	0	0	0	0	0	0	0	0	0	0	0	0	0	0	0	0	0	0	L	14-21
12/05	at Rams	P	1	1	0	0.0	0.0	0	0	0	0	0	0	0	0	0	0	0	0	0	0	0	0	0	0	0	L	7-37
12/12	at Titans	P	2	2	0	0.0	0.0	1	1	0	0	0	0	0	0	0	0	0	0	0	0	0	0	0	0	0	L	0-20
12/19	Texans	S	2	2	0	0.0	0.0	0	0	0	0	0	0	0	0	0	0	0	0	0	0	0	0	0	0	0	L	16-30
12/26	at Jets	S	2	2	0	0.0	0.0	0	0	0	0	0	0	0	0	0	0	0	0	0	0	0	0	0	0	0	L	21-26
01/02	at Patriots										RESERVE/COVID-19																L	10-50
01/09	Colts										RESERVE/COVID-19																W	26-11
2021 TOTALS		**15-8**	**31**	**20**	**11**	**1.0**	**2.0**	**3**	**5**	**4**	**0**	**0**	**0**	**0**	**0**	**0**	**0**	**0**	**0**	**0**	**0**	**0**	**0**	**0**	**0**	**0**	**3-14**	

ANDRE CISCO | 5

POSITION: SAFETY
HT: 6-0 | **WT:** 210 | **DOB:** 3-23-2000
COLLEGE: SYRACUSE
HOMETOWN: QUEENS, N.Y.
ACQ: D3-'21
EXP: 2nd YEAR

andrecisco7
@ochocisco

KEY TRANSACTIONS:

- Originally drafted by Jacksonville in the third round (65th overall) in the 2021 draft

PRO

2021 (Jaguars)

- Concluded his rookie season with 21 total tackles, two passes defensed and one forced fumble
- **1/9 vs. IND:** Started at safety and recorded four total tackles (three solo) and one forced fumble
- **12/26 at NYJ:** Made the first start of his NFL career... Recorded four total tackles (two solo) and one pass defensed
- **9/12 at HOU:** Saw action on defense and special teams in his NFL debut... Recorded one solo tackle

COLLEGE

- Played in 24 games at Syracuse
- Finished his career with 136 total tackles (94 solo), 13 interceptions and 29 passes defensed
- Three-year starter for the Orange and two-time All-ACC selection
- His 12 INTs from 2018-19 were the most by any player in college football during that span

PERSONAL

- Attended the 2022 DUUUVAL draft party at Daily's Place as a player panelist
- Has two sisters
- As a senior at IMG Academy, had 15 tackles, one interception, four passes defensed and recovered three fumbles as IMG finished ranked No. 2 in the USA Today Super 25 poll
- Says the best birthday gift he ever received was his first car

ANDRE CISCO'S NFL REGULAR SEASON DEFENSIVE STATISTICS

				TACKLES							INTERCEPTIONS						O. FUMB			ST				MISC	
DATE	TEAM	GP	GS	TK	S	A	TFL	YDS	SK	YDS	QBH	NO	YDS	LG	TD	PD	FF	FR	TD	YDS	TK	S	A	FF	FR	S	A
2021	Jaguars	17	3	21	17	4	0	0	0.0	0.0	0	0	0	0	0	2	1	0	0	0	5	2	3	1	0	0	0
NFL TOTALS		**17**	**3**	**21**	**17**	**4**	**0**	**0**	**0.0**	**0.0**	**0**	**0**	**0**	**0**	**0**	**2**	**1**	**0**	**0**	**0**	**5**	**2**	**3**	**1**	**0**	**0**	**0**

SINGLE-GAME HIGHS: DEFENSIVE

Total Tackles 6 at New England Patriots, Jan 02, 2022
4 vs. Indianapolis Colts, Jan 09, 2022
...1 more at 4.

Solo Tackles 5 at New England Patriots, Jan 02, 2022
3 vs. Indianapolis Colts, Jan 09, 2022
...1 more at 3.

Passes Defensed 1 at New England Patriots, Jan 02, 2022
1 at New York Jets, Dec 26, 2021

Forced Fumbles 1 vs. Indianapolis Colts, Jan 09, 2022

Special Teams Tackles 1 at New York Jets, Dec 26, 2021
1 at Tennessee Titans, Dec 12, 2021
...3 more at 1.

Special Teams Forced Fumbles 1 at Tennessee Titans, Dec 12, 2021

2021 GAME-BY-GAME REGULAR-SEASON STATISTICS (JAGUARS)

			TACKLES								INTERCEPTIONS					O. FUMB				ST					MISC			
DATE	OPPONENT	P/S	TK	S	A	SK	YDS	TFL	YDS	QBH	NO	YDS	LG	TD	PD	FF	FR	TD	YDS	TK	S	A	FF	FR	S	A	W/L	SCORE
09/12	at Texans	P	1	1	0	0.0	0.0	0	0	0	0	0	0	0	0	0	0	0	0	0	0	0	0	0	0	0	L	21-37
09/19	Broncos	P	1	1	0	0.0	0.0	0	0	0	0	0	0	0	0	0	0	0	0	0	0	0	0	0	0	0	L	13-23
09/26	Cardinals	P	0	0	0	0.0	0.0	0	0	0	0	0	0	0	0	0	0	0	0	0	0	0	0	0	0	0	L	19-31
09/30	at Bengals	P	0	0	0	0.0	0.0	0	0	0	0	0	0	0	0	0	0	0	0	0	0	0	0	0	0	0	L	21-24
10/10	Titans	P	0	0	0	0.0	0.0	0	0	0	0	0	0	0	0	0	0	0	0	0	0	0	0	0	0	0	L	19-37
10/17	Dolphins	P	0	0	0	0.0	0.0	0	0	0	0	0	0	0	0	0	0	0	0	0	0	0	0	0	0	0	W	23-20
10/31	at Seahawks	P	0	0	0	0.0	0.0	0	0	0	0	0	0	0	0	0	0	0	0	0	0	0	0	0	0	0	L	7-31
11/07	Bills	P	0	0	0	0.0	0.0	0	0	0	0	0	0	0	0	0	0	0	0	1	0	1	0	0	0	0	W	9-6
11/14	at Colts	P	0	0	0	0.0	0.0	0	0	0	0	0	0	0	0	0	0	0	0	1	1	0	0	0	0	0	L	17-23
11/21	49ers	P	3	3	0	0.0	0.0	0	0	0	0	0	0	0	0	0	0	0	0	1	1	0	0	0	0	0	L	10-30
11/28	Falcons	P	0	0	0	0.0	0.0	0	0	0	0	0	0	0	0	0	0	0	0	0	0	0	0	0	0	0	L	14-21
12/05	at Rams	P	1	1	0	0.0	0.0	0	0	0	0	0	0	0	0	0	0	0	0	0	0	0	0	0	0	0	L	7-37
12/12	at Titans	P	0	0	0	0.0	0.0	0	0	0	0	0	0	0	0	0	0	0	0	1	0	1	1	0	0	0	L	0-20
12/19	Texans	P	1	1	0	0.0	0.0	0	0	0	0	0	0	0	0	0	0	0	0	0	0	0	0	0	0	0	L	16-30
12/26	at Jets	S	4	2	2	0.0	0.0	0	0	0	0	0	0	0	1	0	0	0	0	1	0	1	0	0	0	0	L	21-26
01/02	at Patriots	S	6	5	1	0.0	0.0	0	0	0	0	0	0	0	1	0	0	0	0	0	0	0	0	0	0	0	L	10-50
01/09	Colts	S	4	3	1	0.0	0.0	0	0	0	0	0	0	0	0	1	0	0	0	0	0	0	0	0	0	0	W	26-11
2021 TOTALS		**17-3**	**21**	**17**	**4**	**0.0**	**0.0**	**0**	**0**	**0**	**0**	**0**	**0**	**0**	**2**	**1**	**0**	**0**	**0**	**5**	**2**	**3**	**1**	**0**	**0**	**0**	**3-14**	

CHRIS CLAYBROOKS | 6

POSITION: CORNERBACK
HT: 5-9 | **WT:** 180 | **DOB:** 7-17-1997
COLLEGE: MEMPHIS
HOMETOWN: NASHVILLE, TENN.
ACQ: D7-'20
EXP: 3rd YEAR

@ChrisClaybrooks
@huncho_clay7

KEY TRANSACTIONS

- Originally drafted by Jacksonville in the seventh round (223rd overall) in the 2020 draft

PRO

2021 (Jaguars)

- Played in 16 games and had two starts... Recorded 22 total tackles and two passes defensed
- **1/2 at N.E.:** Started at cornerback and led the team with nine total tackles (six solo) and two passes defensed
- **10/10 vs. TEN:** Started at cornerback and recorded two solo tackles

2020 (Jaguars)

- Saw action in 13 games as a rookie, starting in four... Tallied 38 tackles (32 solo), and three passes defensed... Also handled kickoff return duties, bringing back 12 returns for 289 yards (24.1 avg.)... Placed on injured reserve with a core muscle injury on Nov. 26... Activated from injured reserve on Dec. 19
- **10/11 at HOU:** Earned his first career start at cornerback and totaled five tackles and two passes defensed
- **11/15 at G.B.:** Saw action at cornerback, making one tackle for loss, and on special teams, where he downed two punts inside the Packers' 5-yard line
- **11/22 vs. PIT:** Started at cornerback and posted a career-high nine tackles

COLLEGE

- Transferred to Memphis after two seasons of junior college at Fort Scott Community College (2016) and Coahoma Community College (2017)
- Moved to defensive back after playing high school and junior college careers on offense
- With the Tigers, played in 21 games and posted 54 tackles and had nine multi-tackle games... Added five passes defensed, two INTs, one forced fumble and 1.0 sack
- Also contributed on special teams, recording 11 kick returns for 338 yards and one TD
- Member of the Tiger 3.0 Club in the fall of 2018

PERSONAL

- Member of the varsity squad all four years at McGavock (Nashville, Tenn.) High School
- Started career as a wide receiver and moved to running back
- Named to the 2014 All-City Team as selected by the Metro Nashville Football Coaches Association
- Also played basketball
- Son of Christena and Barry Claybrooks
- Has one son, Chris Claybrooks Jr.

CHRIS CLAYBROOKS' NFL REGULAR SEASON DEFENSIVE STATISTICS

				TACKLES							INTERCEPTIONS							O. FUMB				ST				MISC	
DATE	TEAM	GP	GS	TK	S	A	TFL	YDS	SK	YDS	QBH	NO	YDS	LG	TD	PD	FF	FR	TD	YDS	TK	S	A	FF	FR	S	A
2020	Jaguars	13	4	38	32	6	1	3	0.0	0.0	0	0	0	0	0	3	0	0	0	0	1	1	0	0	0	0	0
2021	Jaguars	16	2	22	13	9	0	0	0.0	0.0	0	0	0	0	0	2	0	0	0	0	7	4	3	0	1	0	0
NFL TOTALS		**29**	**6**	**60**	**45**	**15**	**1**	**3**	**0.0**	**0.0**	**0**	**0**	**0**	**0**	**0**	**5**	**0**	**0**	**0**	**0**	**8**	**5**	**3**	**0**	**1**	**0**	**0**

SINGLE-GAME HIGHS: DEFENSIVE

Total Tackles 9 at New England Patriots, Jan 02, 2022
9 vs. Pittsburgh Steelers, Nov 22, 2020

Solo Tackles 7 vs. Pittsburgh Steelers, Nov 22, 2020
6 at New England Patriots, Jan 02, 2022
...2 more at 6.

Passes Defensed 2 at New England Patriots, Jan 02, 2022
2 at Houston Texans, Oct 11, 2020

Tackles For Loss 1 at Green Bay Packers, Nov 15, 2020

Special Teams Tackles 2 at New York Jets, Dec 26, 2021
1 vs. Indianapolis Colts, Jan 09, 2022
...5 more at 1.

Special Teams Fumble Recoveries 1 vs. Atlanta Falcons, Nov 28, 2021

2021 GAME-BY-GAME REGULAR-SEASON STATISTICS (JAGUARS)

			TACKLES								INTERCEPTIONS					O. FUMB				ST					MISC			
DATE	OPPONENT	P/S	TK	S	A	SK	YDS	TFL	YDS	QBH	NO	YDS	LG	TD	PD	FF	FR	TD	YDS	TK	S	A	FF	FR	S	A	W/L/T	SCORE
09/12	at Texans	P	1	0	1	0.0	0.0	0	0	0	0	0	0	0	0	0	0	0	0	1	0	1	0	0	0	0	L	21-37
09/19	Broncos	P	4	2	2	0.0	0.0	0	0	0	0	0	0	0	0	0	0	0	0	0	0	0	0	0	0	0	L	13-23
09/26	Cardinals	P	4	1	3	0.0	0.0	0	0	0	0	0	0	0	0	0	0	0	0	0	0	0	0	0	0	0	L	19-31
09/30	at Bengals	P	0	0	0	0.0	0.0	0	0	0	0	0	0	0	0	0	0	0	0	0	0	0	0	0	0	0	L	21-24
10/10	Titans	S	2	2	0	0.0	0.0	0	0	0	0	0	0	0	0	0	0	0	0	0	0	0	0	0	0	0	L	19-37
10/17	Dolphins	P	0	0	0	0.0	0.0	0	0	0	0	0	0	0	0	0	0	0	0	1	0	1	0	0	0	0	W	23-20
10/31	at Seahawks											INACTIVE															L	7-31
11/07	Bills	P	0	0	0	0.0	0.0	0	0	0	0	0	0	0	0	0	0	0	0	0	0	0	0	0	0	0	W	9-6
11/14	at Colts	P	0	0	0	0.0	0.0	0	0	0	0	0	0	0	0	0	0	0	0	0	0	0	0	0	0	0	L	17-23
11/21	49ers	P	0	0	0	0.0	0.0	0	0	0	0	0	0	0	0	0	0	0	0	0	0	0	0	0	0	0	L	10-30
11/28	Falcons	P	0	0	0	0.0	0.0	0	0	0	0	0	0	0	0	0	0	0	0	0	0	0	0	1	0	0	L	14-21
12/05	at Rams	P	2	2	0	0.0	0.0	0	0	0	0	0	0	0	0	0	0	0	0	1	1	0	0	0	0	0	L	7-37
12/12	at Titans	P	0	0	0	0.0	0.0	0	0	0	0	0	0	0	0	0	0	0	0	1	1	0	0	0	0	0	L	0-20
12/19	Texans	P	0	0	0	0.0	0.0	0	0	0	0	0	0	0	0	0	0	0	0	0	0	0	0	0	0	0	L	16-30
12/26	at Jets	P	0	0	0	0.0	0.0	0	0	0	0	0	0	0	0	0	0	0	0	2	1	1	0	0	0	0	L	21-26
01/02	at Patriots	S	9	6	3	0.0	0.0	0	0	0	0	0	0	0	2	0	0	0	0	0	0	0	0	0	0	0	L	10-50
01/09	Colts	P	0	0	0	0.0	0.0	0	0	0	0	0	0	0	0	0	0	0	0	1	1	0	0	0	0	0	W	26-11
2021 TOTALS		**16-2**	**22**	**13**	**9**	**0.0**	**0.0**	**0**	**0**	**0**	**0**	**0**	**0**	**0**	**2**	**0**	**0**	**0**	**0**	**7**	**4**	**3**	**0**	**1**	**0**	**0**	**3-14**	

SNOOP CONNER | 24

POSITION: RUNNING BACK
HT: 5-10 | **WT:** 222 | **DOB:** 8-1-2000
COLLEGE: MISSISSIPPI
HOMETOWN: HATTIESBURG, MISS.
ACQ: D5-'22
EXP: R

@IAMSNOOPP

KEY TRANSACTIONS

- Originally drafted by Jacksonville in the fifth round (154th overall) in the 2022 draft

COLLEGE

- Finished his junior season with 647 rushing yards on 130 attempts... Ranked third in the SEC and No. 24 nationally with 13 rushing touchdowns... His 13 rushing TDs rank fifth all-time by a Rebel during a single season... Also hauled in 14 catches for 82 yards during the 2021 campaign
- Appeared in all 10 games during his sophomore campaign, including one start at running back... Finished third on the team with 93 carries for 421 yards and eight touchdowns
- Played in 12 games as a true freshman... Carried the ball 81 times for 512 yards and five touchdowns... Averaged 6.3 yards per carry with a long of 84 yards

PERSONAL

- Son of JD Conner and Michelle Cole
- Full name is Jarod Devon Conner
- Integrated marketing communications major
- Has a french bulldog named Cali and a pocket bully named Chino

SNOOP CONNER'S COLLEGE RUSHING/RECEIVING STATISTICS

			RUSHING					RECEIVING				
DATE	TEAM	GP	NO.	YDS	AVG	LG	TD	NO.	YDS.	AVG.	LG	TD
2019	Mississippi	12	81	512	6.3	84	5	6	60	10.0	25	0
2020	Mississippi	10	93	421	4.5	34	8	12	83	6.9	27	0
2021	Mississippi	13	130	647	5.0	51	13	14	82	5.9	14	0
COLLEGE TOTALS		**35**	**304**	**1,580**	**5.2**	**84**	**26**	**32**	**225**	**7.0**	**27**	**0**

LOGAN COOKE | 9

POSITION: PUNTER
HT: 6-5 | **WT:** 230 | **DOB:** 7-28-1995
COLLEGE: MISSISSIPPI STATE
HOMETOWN: DARBUN, MISS.
ACQ: D7B-'18
EXP: 5th YEAR

@LoganCooke2
@logancooke9

KEY TRANSACTIONS

- Originally drafted by Jacksonville in the seventh round (147th overall) of the 2018 draft

PRO

- Since net punting average began being tracked in 1976, Cooke's 43.1 career net punting average is the highest in NFL history (min. 250 punts).

2021 (Jaguars)

- Handled the punting duties in 15 games and punted 64 times for a net average of 43.6 and a gross average of 47.3... He also placed 28 punts inside the 20
- **12/5 at LAR:** Punted five times for 247 yards placing all five of his punts inside the 20... Cooke's net average of 49.4 was the third-highest in a single game in his career... Had a 68-yard punt downed on the 1-yard line
- **11/28 vs. ATL:** Punted three times for 130 yards, placing two of his three punts inside the 20... Cooke became the fourth punter in franchise history to down at least 100 punts inside the 20
- **9/12 at HOU:** Punted six times for 297 yards... Cooke's net punting average of 46.7 was the best among all punters in the NFL in Week 1

2020 (Jaguars)

- Handled the team's punting duties in 14 games, punting 56 times for a gross punting average of 47.7, the second-highest season average in franchise history... His 43.4 net punting average was the third-highest in the AFC and is also the second-highest season average in franchise history
- **9/24 vs. MIA:** Punted three times for 157 yards, including a 63-yard punt
- **10/11 at HOU:** Punted three times for 143 yards (44.7 net avg.) which were all downed inside the 20
- **11/22 vs. PIT:** Punted six times for 324 yards (54.0 gross avg. and 47.5 net avg.) and placed one punt inside the 20... Had a season-long 67-yard punt

2019 (Jaguars)

- Finished the season with career-highs in gross punting average (46.8) and net punting average (44.5)... His 44.5 net punting average led all NFL punters (min. 10 punts) and set a new franchise record... Completed two passes for 16 yards
- **12/15 at OAK:** Punted five times for 248 yards (49.6 gross avg.), including two punts inside the 20 and a season-long punt of 66 yards
- **12/22 at ATL:** Punted five times for 254 yards (50.8 gross avg.), including one downed inside the 20... Completed one pass for 7 yards to S Cody Davis on a fake punt that resulted in a first down in the second quarter

2018 (Jaguars)

- Downed 37 punts inside the 20, a franchise record and the third-most in the NFL... Punted 86 times, placing 43.0 percent of his punts inside the 20, the highest mark by a rookie in franchise history

COLLEGE

- Appeared in 45 career games serving as the primary punter his last three years and the primary kickoff specialist as a senior and freshman
- Averaged 41.7 yards per punt during his career, which ranked seventh in school history
- Thirty Five of his 150 punts traveled more than 50 yards, and 60 were pinned inside the 20

PERSONAL

- Married the former Mary Menger Jones in February 2020, the couple has one son named Cooper born in 2021
- Attended Columbia (Miss.) Academy
- All-state punter tallied 24 punts for an average of 44.2 yards in his senior season, while also seeing action at wide receiver and defensive back
- Avid hunter and fisherman, who also owns an outdoorsman company that specializes in turkey calls
- Involved with the Catch-A-Dream Foundation, which takes children with life-threatening illnesses on hunting and fishing adventures of a lifetime
- After he and wife learned of the limitations Kenyans have to clean water, they partnered with Zoe Ministries in the summer of 2021 to help fund the drilling of a water well in a remote village on the Kenya-Uganda border

LOGAN COOKE'S NFL REGULAR SEASON PUNTING STATISTICS

DATE	TEAM	GP	NO.	YDS.	AVG.	OPP. RET.	YDS.	NET YDS.	AVG.	TB	IN20	LG	BK
2018	Jaguars	16	86	3,872	45.0	36	184	3,548	41.3	7	37	72	0
2019	Jaguars	16	75	3,507	46.8	24	127	3,340	44.5	2	25	66	0
2020	Jaguars	14	56	2,669	47.7	21	148	2,421	43.2	5	19	67	0
2021	Jaguars	15	64	3,026	47.3	21	173	2,833	43.6	1	28	68	1
NFL TOTALS		**61**	**281**	**13,074**	**46.5**	**102**	**632**	**12,142**	**43.1**	**15**	**109**	**72**	**1**

SINGLE-GAME HIGHS: PUNTER

Punts	9 at Houston Texans, Dec 30, 2018 9 vs. Pittsburgh Steelers, Nov 18, 2018
Gross Punting Yards	449 at Houston Texans, Dec 30, 2018 415 vs. Pittsburgh Steelers, Nov 18, 2018
Gross Punting Avg	56.8 vs. Denver Broncos, Sep 19, 2021 54.0 vs. Pittsburgh Steelers, Nov 22, 2020
Net Punting Yards	393 at Houston Texans, Dec 30, 2018 342 vs. Pittsburgh Steelers, Nov 18, 2018
Net Punting Avg	50.2 vs. Washington Redskins, Dec 16, 2018 49.5 vs. Denver Broncos, Sep 19, 2021
Longest Punts	72 vs. Washington Redskins, Dec 16, 2018 68 at Los Angeles Rams, Dec 05, 2021
Inside the 20	5 at Los Angeles Rams, Dec 05, 2021 5 at Indianapolis Colts, Nov 14, 2021
Pass Attempts	1 at Atlanta Falcons, Dec 22, 2019 1 vs. Los Angeles Chargers, Dec 08, 2019 ...1 more at 1.
Pass Completions	1 at Atlanta Falcons, Dec 22, 2019 1 vs. Los Angeles Chargers, Dec 08, 2019 ...1 more at 1.
Yards Passing	9 vs. Los Angeles Chargers, Dec 08, 2019 7 at Atlanta Falcons, Dec 22, 2019
Special Teams Tackles	1 vs. Houston Texans, Dec 19, 2021 1 vs. Arizona Cardinals, Sep 26, 2021 ...1 more at 1.

2021 GAME-BY-GAME REGULAR-SEASON STATISTICS (JAGUARS)

DATE	OPPONENT		NO.	YDS.	AVG.	OPP. RET.	YDS.	NET YDS.	AVG	TB	IN20	LG	BK	W/L	SCORE
09/12	at Texans	P	6	297	49.5	3	17	280	46.7	0	1	58	0	L	21-37
09/19	Broncos	P	4	227	56.8	2	29	198	49.5	0	1	64	0	L	13-23
09/26	Cardinals	P	6	289	48.2	2	27	262	43.7	0	3	56	0	L	19-31
09/30	at Bengals	P	4	183	45.8	2	9	174	43.5	0	3	57	0	L	21-24
10/10	Titans	P	2	80	40.0	0	0	80	40.0	0	0	42	0	L	19-37
10/17	Dolphins	P	4	152	38.0	0	0	152	38.0	0	1	45	0	W	23-20
10/31	at Seahawks	P	4	195	48.8	1	20	155	38.8	1	0	54	0	L	7-31
11/07	Bills	P	4	180	45.0	1	0	180	45.0	0	1	53	0	W	9-6
11/14	at Colts	P	7	332	47.4	1	11	321	40.1	0	5	59	1	L	17-23
11/21	49ers	P	4	193	48.3	1	1	192	48.0	0	2	52	0	L	10-30
11/28	Falcons	P	3	130	43.3	1	3	127	42.3	0	2	44	0	L	14-21
12/05	at Rams	P	5	247	49.4	0	0	247	49.4	0	5	68	0	L	7-37
12/12	at Titans	P	5	225	45.0	3	13	212	42.4	0	3	54	0	L	0-20
12/19	Texans	P	5	237	47.4	3	31	206	41.2	0	1	54	0	L	16-30
12/26	at Jets	P	1	59	59.0	1	12	47	47.0	0	0	59	0	L	21-26
01/02	at Patriots						INJURED RESERVE							L	10-50
01/09	Colts						INJURED RESERVE							W	26-11
2021 TOTALS		**15**	**64**	**3,026**	**47.3**	**21**	**173**	**2,833**	**43.6**	**1**	**28**	**68**	**1**	**3-14**	

DE'SHAAN DIXON | 47

POSITION: OUTSIDE LINEBACKER
HT: 6-4 | **WT:** 247 | **DOB:** 12-16-1998
COLLEGE: NORFOLK STATE
HOMETOWN: CHESAPEAKE, VA.
ACQ: FA-'22
EXP: R

@thenames18
@deshaan_dixon

KEY TRANSACTIONS

- Originally signed by Jacksonville as a rookie free agent on 5/2/22

COLLEGE

- Saw action in eight games as a freshman in 2017... Registered eight tackles, one sack, two pass breakups and a fumble recovery
- Played in all 11 games in his second season with four starts.... Totaled 31 tackles, one for loss, with one pass deflection and three quarterback hurries on the year
- Became an All-MEAC third-team selection in his junior season... Led all Spartan defensive linemen with 61 total tackles ... Also posted seven tackles for loss, including 4.5 sacks and a team-leading seven quarterback hurries... Broke up three passes and recovered one fumble
- Appeared in 11 games in 2021 and tallied a career-high 9.0 sacks... Also added 54 total tackles and one forced fumble

PERSONAL

- Majored in sociology
- Finished his senior year of high school with 52 tackles, 18 tackles for loss, nine sacks and 23 quarterback hurries
- Has three dogs named Jackson, Dixon, and Lofton

DE'SHAAN DIXON'S COLLEGE DEFENSIVE STATISTICS

			TACKLES							INTERCEPTIONS					FUMBLES	
DATE	TEAM	GP	TK	S	A	TFL	YDS	SK	YDS	NO	YDS	LG	TD	PD	FF	FR
2017	Norfolk State	8	8	2	6	1	6	1	6	0	0	0	0	2	0	1
2018	Norfolk State	11	31	13	18	4	13	0	0	0	0	0	0	1	0	0
2019	Norfolk State	12	61	23	28	7	22	4.5	18	0	0	0	0	3	0	1
2021	Norfolk State	11	54	31	23	12.5	59	9	51	0	0	0	0	4	1	0
COLLEGE TOTALS		**42**	**154**	**69**	**85**	**24.5**	**100**	**14.5**	**75**	**0**	**0**	**0**	**0**	**10**	**1**	**1**



EVAN ENGRAM | 17

POSITION: TIGHT END
HT: 6-3 | **WT:** 240 | **DOB:** 9-2-1994
COLLEGE: OLE MISS
HOMETOWN: POWDER SPRINGS, GA.
ACQ: UFA (NYG)-'22
EXP: 6th YEAR

@eazyengram
@eazyengram

KEY TRANSACTIONS

- Originally drafted by the New York Giants in the first round (23rd overall) in the 2017 draft
- Signed by Jacksonville as an unrestricted free agent on 3/16/22

PRO

2021 (Giants)

- Appeared in 15 games and posted 46 catches for 408 yards and three TDs
- **11/7 vs L.V.:** Recorded three receptions for 38 yards and one TD

2020 (Giants)

- Selected to his first Pro Bowl
- Finished the season with 63 receptions for 654 yards and one TD
- **11/8 at WAS:** Recorded five receptions for 48 yards and one TD

2019 (Giants)

- Appeared in eight games with six starts and posted 44 receptions for 467 yards and three TDs
- **9/8 at DAL:** Caught 11 passes for 116 yards and one TD

2018 (Giants)

- Finished the season with 45 receptions for 577 yards and three TDs
- **12/30 vs. DAL:** Recorded five receptions for 81 yards and one TD

2017 (Giants)

- Recorded the fifth most receptions (64) and receiving yards (722) by a rookie in franchise history... He also had the seventh most touchdown receptions (6) by a rookie in franchise history
- **12/3 at OAK:** Posted seven receptions for 99 yards and one TD

COLLEGE

- All-time Ole Miss leader in receptions (162), receiving yards (2,320) and TD catches (15) by a tight end
- First player in school history to earn All-SEC honors four times
- Ended his career as nation's leader among active TEs in career receiving yards
- Among all Rebels, ranks fourth in career receptions, fifth in receiving yards and tied for sixth in TD catches
- Two-year team captain and started in 42 of 45 games played in his Rebel career

PERSONAL

- Sister, Mackenzie, played basketball at Georgia and was named Second Team All-SEC in her senior season (2017-18)
- Son of Michelle Zelina and Derrick Engram
- Made U.M.A.A. Honor Roll for Fall 2014
- Integrated marketing communications major
- Favorite musical artist is Drake
- Was teammates with WR Laquon Treadwell at Ole Miss
- In June of 2022, traveled to England to participate in An Evening With Jaguars Stars, an event hosted by Sky Sports' Neil Reynolds, as a player panelist in London and Manchester

EVAN ENGRAM'S NFL REGULAR SEASON RUSHING/RECEIVING STATISTICS

				RECEIVING					RUSHING				
DATE	TEAM	GP	GS	NO.	YDS.	AVG.	LG	TD	NO.	YDS.	AVG.	LG	TD
2017	Giants	15	11	64	722	11.3	35	6	1	14	14.0	14	0
2018	Giants	11	8	45	577	12.8	54	3	3	36	12.0	14	0
2019	Giants	8	6	44	467	10.6	75t	3	3	7	2.3	5	0
2020	Giants	16	14	63	654	10.4	53	1	6	26	4.3	9	1
2021	Giants	15	12	46	408	8.9	30t	3	1	-3	-3.0	-3	0
NFL TOTALS		**65**	**51**	**262**	**2,828**	**10.8**	**75T**	**16**	**14**	**80**	**5.7**	**14**	**1**

SINGLE-GAME HIGHS: RUSHING/RECEIVING

Rush Attempts 2 at Philadelphia Eagles, Oct 22, 2020
2 at Dallas Cowboys, Oct 11, 2020
...2 more at 2.

Rushing Yards 26 at Indianapolis Colts, Dec 23, 2018
14 vs. Philadelphia Eagles, Dec 17, 2017

Longest Runs 14 at Indianapolis Colts, Dec 23, 2018
14 vs. Philadelphia Eagles, Dec 17, 2017

Rushing TDs 1 at Dallas Cowboys, Oct 11, 2020

Receptions 11 at Dallas Cowboys, Sep 08, 2019
8 vs. Tennessee Titans, Dec 16, 2018
...1 more at 8.

Receiving Yards 129 at Cincinnati Bengals, Nov 29, 2020
116 at Dallas Cowboys, Sep 08, 2019

Receiving Average 25.7 at Washington Redskins, Dec 09, 2018
21.5 at Cincinnati Bengals, Nov 29, 2020

Longest Receptions 75t at Tampa Bay Buccaneers, Sep 22, 2019
54 vs. Tampa Bay Buccaneers, Nov 18, 2018

Receiving TDs 1 at Philadelphia Eagles, Dec 26, 2021
1 vs. Las Vegas Raiders, Nov 07, 2021
...14 more at 1.

All-Purpose Yards 129 at Cincinnati Bengals, Nov 29, 2020
116 at Dallas Cowboys, Sep 08, 2019

Most TDs 1 at Philadelphia Eagles, Dec 26, 2021
1 vs. Las Vegas Raiders, Nov 07, 2021
...15 more at 1.

Miscellaneous Tackles 1 at Dallas Cowboys, Oct 10, 2021
1 at Los Angeles Rams, Oct 04, 2020
...3 more at 1.

100-YARD RECEIVING GAMES (3): REGULAR SEASON

DATE	TEAM	NO.	YDS.	AVG.	LG	TD
09/08/19	at Cowboys	11	116	10.5	22	1
09/22/19	at Buccaneers	6	113	18.8	75t	1
11/29/20	at Bengals	6	129	21.5	53	0

2021 GAME-BY-GAME REGULAR-SEASON STATISTICS (GIANTS)

			RECEIVING					RUSHING						
DATE	OPPONENT	P/S	NO.	YDS.	AVG.	LG	TD	NO.	YDS.	AVG.	LG	TD	W/L	SCORE
09/12	Broncos					ON INACTIVE LIST							L	13-27
09/16	at Football Team					INACTIVE							L	29-30
09/26	Falcons	S	2	21	10.5	13	0	0	0	0.0	0	0	L	14-17
10/03	at Saints	P	5	27	5.4	8	0	1	-3	-3.0	-3	0	W	27-21+
10/10	at Cowboys	S	4	55	13.8	18	0	0	0	0.0	0	0	L	20-44
10/17	Rams	S	3	24	8.0	11	0	0	0	0.0	0	0	L	11-38
10/24	Panthers	S	6	44	7.3	18	0	0	0	0.0	0	0	W	25-3
11/01	at Chiefs	S	3	15	5.0	7	1	0	0	0.0	0	0	L	17-20
11/07	Raiders	S	3	38	12.7	30t	1	0	0	0.0	0	0	W	23-16
11/22	at Buccaneers	S	2	12	6.0	9	0	0	0	0.0	0	0	L	10-30
11/28	Eagles	S	3	37	12.3	20	0	0	0	0.0	0	0	W	13-7
12/05	at Dolphins	S	4	61	15.3	18	0	0	0	0.0	0	0	L	9-20
12/12	at Chargers	S	1	8	8.0	8	0	0	0	0.0	0	0	L	21-37
12/19	Cowboys	P	4	33	8.3	15	0	0	0	0.0	0	0	L	6-21
12/26	at Eagles	P	4	17	4.3	9t	1	0	0	0.0	0	0	L	10-34
01/02	at Bears	S	1	12	12.0	12	0	0	0	0.0	0	0	L	3-29
01/09	Football Team	S	1	4	4.0	4	0	0	0	0.0	0	0	L	7-22
2021 TOTALS		**15-12**	**46**	**408**	**8.9**	**30T**	**3**	**1**	**-3**	**-3.0**	**-3**	**0**	**4-13**	

+ - Overtime

TRAVIS ETIENNE JR. | 1

POSITION: RUNNING BACK
HT: 5-10 | **WT:** 215 | **DOB:** 1-26-1999
COLLEGE: CLEMSON
HOMETOWN: JENNINGS, LA.
ACQ: D1-'21
EXP: 2nd YEAR

@swaggy_t1
@t.etiennejr

KEY TRANSACTIONS

- Originally drafted by Jacksonville in the first round (25th overall) in the 2021 draft

PRO

2021 (Jaguars)

- Missed the 2021 season with a foot injury suffered on 8/14 against New Orleans

COLLEGE

- Rushed 686 times for 4,952 yards with 70 rushing touchdowns and caught 102 passes for 1,155 yards and eight receiving TDs
- NCAA FBS record holder for most career games scoring a touchdown (46 of 55 career games) and is the ACC career record-holder for rushing yards (4,952), total touchdowns (78), rushing touchdowns (70) and points (468)
- Named ACC Offensive Player of the Year in 2018 and 2019
- Finished his career ranked No. 1 in ACC history in both rushing yards (4,952) and rushing touchdowns (70)
- Part of a senior class that helped Clemson to four ACC titles, four College Football Playoff berths, two national championship appearances and a national title, all while becoming the first FBS senior class since 2010 to go undefeated at home

2020

- Doak Walker Award finalist, Hornung Award finalist, Maxwell Award semifinalist, Walter Camp Player of the Year semifinalist, named as a first-team All-American as an all-purpose or athlete selection
- Rushed 168 times for 914 yards with 14 rushing touchdowns over 12 games (all starts) and recorded Clemson single-season records for a running back in receptions (48) and receiving yards (588) and tying the running back mark for 100-yard receiving games (two) while adding two receiving touchdowns
- **9/12 at Wake Forest:** Rushed 17 times for 102 yards and a touchdown and caught three passes for 47 yards, with his 18th career 100-yard rushing performance in the game, setting a Clemson record for career 100-yard rushing games
- **10/24 vs. Syracuse:** Rushed 16 times for 86 yards with a career-high-tying three rushing touchdowns and also added three catches for 20 yards... Entered the top 10 in FBS history in career rushing touchdowns

2019

- ACC Player of the Year, an honor he won for the second straight season, First-Team All-ACC selection, ACC Honor Roll selection
- Recorded 1,614 yards on 207 carries (7.8) and 19 rushing touchdowns plus 37 catches for 432 yards and four receiving touchdowns in 15 games
- **8/29 vs. Georgia Tech:** Posted a career-high 205 yards and matched his career high with three rushing touchdowns on 12 carries
- **10/19 at Louisville:** Rushed 14 times for 192 yards with one touchdown to share team offensive player of the game honors at Louisville, marking the 11th time in his career he averaged 10.0 yards per carry

2018

- ACC Player of the Year, ACC Offensive Player of the Year, First-Team All-ACC
- Produced the most prolific rushing season in school history, rushing for a school-record 1,658 yards on 204 carries with a school-record 24 rushing touchdowns and 12 catches for 78 yards and two receiving touchdowns in 15 games (all starts)
- Tied the ACC record for total touchdowns with 26
- **9/29 vs. Syracuse:** Named ACC Running Back of the Week against Syracuse after posting career highs in rushing attempts (27), rushing yards (203) and rushing touchdowns (three)
- **1/7 vs. Alabama:** Tied Clemson bowl record with three total touchdowns (two rushing and one receiving) in the National Championship Game, finishing the contest with 86 yards on 14 carries and 5 yards on his touchdown reception

2017

- Third-Team All-ACC selection, All-ACC Academic selection
- **9/2 vs. Kent State:** Had a game-high 81 yards and a touchdown on eight carries in his collegiate debut against Kent State
- **9/23 vs. Boston College:** Rushed for a game-high 113 yards and two touchdowns on nine carries, named ACC Rookie-of-the-Week

PERSONAL

- Earned degree in sports communication in 2020
- Rushed for 2,459 yards on 211 attempts (11.7 yards per rush), had 35 rushing touchdowns and 39 total touchdowns his senior year at Jennings High in 2016
- His younger brother, Trevor, is a running back at the University of Florida
- College decision came down to Clemson, LSU, Texas A&M and Tennessee
- Has a mini bernadoodle named Uno

TRAVIS ETIENNE JR.'S NFL REGULAR SEASON RUSHING/RECEIVING STATISTICS

				RUSHING					RECEIVING				
DATE	TEAM	GP	GS	NO.	YDS.	AVG.	LG	TD	NO.	YDS.	AVG.	LG	TD
2021	Jaguars	0	0	0	0	0.0	0	0	0	0	0.0	0	0
NFL TOTALS		**0**	**0**	**0**	**0**	**0.0**	**0**	**0**	**0**	**0**	**0.0**	**0**	**0**

TRAVIS ETIENNE JR.'S NFL REGULAR SEASON RETURN STATISTICS

		KICKOFF RETURNS					PUNT RETURNS					
DATE	TEAM	RET.	YDS.	AVG.	LG	TD	NO.	FC	YDS.	AVG.	LG	TD
2021	Jaguars	0	0	0.0	0	0	0	0	0	0.0	0	0
NFL TOTALS		**0**	**0**	**0.0**	**0**	**0**	**0**	**0**	**0**	**0.0**	**0**	**0**

2021 GAME-BY-GAME REGULAR-SEASON STATISTICS (JAGUARS)

			RUSHING					RECEIVING						
DATE	OPPONENT	P/S	NO.	YDS.	AVG.	LG	TD	NO.	YDS.	AVG.	LG	TD	W/L	SCORE
09/12	at Texans						INJURED RESERVE						L	21-37
09/19	Broncos						INJURED RESERVE						L	13-23
09/26	Cardinals						INJURED RESERVE						L	19-31
09/30	at Bengals						INJURED RESERVE						L	21-24
10/10	Titans						INJURED RESERVE						L	19-37
10/17	Dolphins						INJURED RESERVE						W	23-20
10/31	at Seahawks						INJURED RESERVE						L	7-31
11/07	Bills						INJURED RESERVE						W	9-6
11/14	at Colts						INJURED RESERVE						L	17-23
11/21	49ers						INJURED RESERVE						L	10-30
11/28	Falcons						INJURED RESERVE						L	14-21
12/05	at Rams						INJURED RESERVE						L	7-37
12/12	at Titans						INJURED RESERVE						L	0-20
12/19	Texans						INJURED RESERVE						L	16-30
12/26	at Jets						RESERVE/COVID-19						L	21-26
01/02	at Patriots						INJURED RESERVE						L	10-50
01/09	Colts						INJURED RESERVE						W	26-11
2021 TOTALS		**0-0**	**0**	**0**	**0.0**	**0**	**0**	**0**	**0**	**0.0**	**0**	**0**	**3-14**	

LUKE FARRELL | 89

POSITION: TIGHT END
HT: 6-5 | **WT:** 250 | **DOB:** 10-14-1997
COLLEGE: OHIO STATE
HOMETOWN: PERRY, OHIO
ACQ: D5-'21
EXP: 2nd YEAR

@LukeFarrell89
@lukefarrell89

KEY TRANSACTIONS

- Originally selected in the fifth round (145th overall) in the 2021 Draft

PRO

2021 (Jaguars)

- Finished his rookie campaign with four starts in 15 games played... Compiled seven receptions for 56 yards
- **9/30 at CIN:** Started at tight end for the first time in his career... Recorded a 7-yard reception
- **9/19 vs DEN:** Saw action on offense and special teams in home debut... Recorded a 6-yard catch, his first career reception
- **9/12 at HOU:** Appeared on offense and special teams in NFL debut

COLLEGE

- Played in 44 games for the Buckeyes and started 32 times
- Collegiate totals include 34 career receptions for 380 yards, four touchdowns and an 11.2 yards per reception average
- In 2020, caught a touchdown in the College Football Playoff semifinal versus Clemson

PERSONAL

- Farrell was an Associated Press All-State selection as a senior in 2015 after catching 33 passes for 446 yards at Perry High School
- The ninth tight end to be drafted in Jaguars history
- Graduated with his degree in human development and family studies
- Is the son of Kelly and Matt Farrell
- Has an older brother, Nolan, who attended Ohio State, and a sister, Celeste
- His favorite movie is The Big Lebowski

LUKE FARRELL'S NFL REGULAR SEASON RUSHING/RECEIVING STATISTICS

				RECEIVING					RUSHING				
DATE	TEAM	GP	GS	NO.	YDS.	AVG.	LG	TD	NO.	YDS.	AVG.	LG	TD
2021	Jaguars	15	4	7	56	8.0	21	0	0	0	0.0	0	0
NFL TOTALS		**15**	**4**	**7**	**56**	**8.0**	**21**	**0**	**0**	**0**	**0.0**	**0**	**0**

LUKE FARRELL'S NFL REGULAR SEASON RETURN STATISTICS

		KICKOFF RETURNS					PUNT RETURNS					
DATE	TEAM	RET.	YDS.	AVG.	LG	TD	NO.	FC	YDS.	AVG.	LG	TD
2021	Jaguars	0	0	0.0	0	0	0	0	0	0.0	0	0
NFL TOTALS		**0**	**0**	**0.0**	**0**	**0**	**0**	**0**	**0**	**0.0**	**0**	**0**

SINGLE-GAME HIGHS: RECEIVING

Receptions 1 at New England Patriots, Jan 02, 2022
1 at Seattle Seahawks, Oct 31, 2021
...5 more at 1.

Receiving Yards 21 vs. Miami Dolphins, Oct 17, 2021
13 vs. Tennessee Titans, Oct 10, 2021

Longest Receptions 21 vs. Miami Dolphins, Oct 17, 2021
13 vs. Tennessee Titans, Oct 10, 2021

All-Purpose Yards 21 vs. Miami Dolphins, Oct 17, 2021
13 vs. Tennessee Titans, Oct 10, 2021

2021 GAME-BY-GAME REGULAR-SEASON STATISTICS (JAGUARS)

			RECEIVING					RUSHING						
DATE	OPPONENT	P/S	NO.	YDS.	AVG.	LG	TD	NO.	YDS.	AVG.	LG	TD	W/L	SCORE
09/12	at Texans	P	0	0	0.0	0	0	0	0	0.0	0	0	L	21-37
09/19	Broncos	P	1	6	6.0	6	0	0	0	0.0	0	0	L	13-23
09/26	Cardinals	P	1	-1	-1.0	-1	0	0	0	0.0	0	0	L	19-31
09/30	at Bengals	S	1	7	7.0	7	0	0	0	0.0	0	0	L	21-24
10/10	Titans	P	1	13	13.0	13	0	0	0	0.0	0	0	L	19-37
10/17	Dolphins	P	1	21	21.0	21	0	0	0	0.0	0	0	W	23-20
10/31	at Seahawks	P	1	3	3.0	3	0	0	0	0.0	0	0	L	7-31
11/07	Bills	P	0	0	0.0	0	0	0	0	0.0	0	0	W	9-6
11/14	at Colts	S	0	0	0.0	0	0	0	0	0.0	0	0	L	17-23
11/21	49ers	P	0	0	0.0	0	0	0	0	0.0	0	0	L	10-30
11/28	Falcons						INACTIVE						L	14-21
12/05	at Rams	P	0	0	0.0	0	0	0	0	0.0	0	0	L	7-37
12/12	at Titans	P	0	0	0.0	0	0	0	0	0.0	0	0	L	0-20
12/19	Texans						INACTIVE						L	16-30
12/26	at Jets	P	0	0	0.0	0	0	0	0	0.0	0	0	L	21-26
01/02	at Patriots	S	1	7	7.0	7	0	0	0	0.0	0	0	L	10-50
01/09	Colts	S	0	0	0.0	0	0	0	0	0.0	0	0	W	26-11
2021 TOTALS		**15-4**	**7**	**56**	**8.0**	**21**	**0**	**0**	**0**	**0.0**	**0**	**0**	**3-14**	

FOLORUNSO FATUKASI | 94

POSITION: DEFENSIVE LINEMAN
HT: 6-4 | **WT:** 318 | **DOB:** 3-4-1995
COLLEGE: CONNECTICUT
HOMETOWN: FAR ROCKAWAY, N.Y.
ACQ: UFA (NYJ)-'22
EXP: 5th YEAR

@mr.fatukasi

KEY TRANSACTIONS

- Originally drafted by the Jets in the sixth round (180th overall) in the 2018 draft
- Signed by Jacksonville as an unrestricted free agent on 3/16/22

PRO

2021 (Jets)

- Started in 15 games and finished the season with 46 tackles, including five tackles for loss
- Registered a single-season career high with 15 quarterback pressures
- **1/22 vs. TB:** Tallied four tackles, including two tackles for loss

2020 (Jets)

- Played in 15 games with eight starts and recorded 42 total tackles, 2.0 sacks, two passes defensed, one fumble recovery and one forced fumble
- **12/13 at SEA:** Recorded two tackles for loss and two quarterback hits

2019 (Jets)

- Saw action in 14 games and tallied 27 total tackles, 1.0 sack and one pass defensed
- 12/22 vs. PIT: Recorded four tackles and 1.0 sack

2018 (Jets)

- Saw action in one game

COLLEGE

- In 2016, started all 12 games at defensive tackle... Completed the season with 43 tackles, 2.5 tackles for loss, three sacks, four quarterback hurries and a blocked kick... Set a new career-high with 10 tackles and recorded a sack at ECU (Oct. 29)
- In 2015, named All-American Athletic Conference honorable mention. Also led the team with eight tackles for a loss and was third in sacks with seven
- Played in all 12 games on the defensive line in 2014 and posted 31 tackles, including three tackles for loss

PERSONAL

- Selected by his teammates as a defensive captain at the start of the 2021 season
- Recipient of the Dennis Byrd Most Inspirational Player
- 2019 Kyle Clifton "Good Guy" Award winner
- A communication sciences major
- His younger brother Olakunle attended Rutgers University and currently plays for the Tampa Bay Buccaneers

FOLORUNSO FATUKASI'S NFL REGULAR SEASON DEFENSIVE STATISTICS

				TACKLES								INTERCEPTIONS						O. FUMB				ST				MISC	
DATE	TEAM	GP	GS	TK	S	A	TFL	YDS	SK	YDS	QBH	NO	YDS	LG	TD	PD	FF	FR	TD	YDS	TK	S	A	FF	FR	S	A
2018	Jets	1	0	0	0	0	0	0	0.0	0.0	0	0	0	0	0	0	0	0	0	0	0	0	0	0	0	0	0
2019	Jets	14	0	27	14	13	7	20	1.0	5.0	3	0	0	0	0	1	0	0	0	0	0	0	0	0	0	0	0
2020	Jets	15	8	42	22	20	6	16	2.0	7.0	5	0	0	0	0	2	1	1	0	2	0	0	0	0	0	0	0
2021	Jets	15	15	45	25	20	5	24	0.0	0.0	5	0	0	0	0	0	0	0	0	0	0	0	0	0	0	0	0
NFL TOTALS		**45**	**23**	**114**	**61**	**53**	**18**	**60**	**3.0**	**12.0**	**13**	**0**	**0**	**0**	**0**	**3**	**1**	**1**	**0**	**2**	**0**	**0**	**0**	**0**	**0**	**0**	**0**

SINGLE-GAME HIGHS: DEFENSIVE

Total Tackles 7 vs. New England Patriots, Nov 09, 2020
6 at Los Angeles Chargers, Nov 22, 2020

Solo Tackles 4 vs. Tampa Bay Buccaneers, Jan 02, 2022
4 vs. Tennessee Titans, Oct 03, 2021
...1 more at 4.

Sacks 1.0 at Seattle Seahawks, Dec 13, 2020
1.0 vs. Miami Dolphins, Nov 29, 2020
...1 more at 1.0.

Passes Defensed 1 vs. Las Vegas Raiders, Dec 06, 2020
1 vs. Denver Broncos, Oct 01, 2020
...1 more at 1.

Forced Fumbles 1 vs. New England Patriots, Nov 09, 2020

Fumble Recoveries 1 vs. Cleveland Browns, Dec 27, 2020

Tackles For Loss 2 vs. Tampa Bay Buccaneers, Jan 02, 2022
2 at Seattle Seahawks, Dec 13, 2020
...1 more at 2.

Longest Opponent's Fumble Return 2 vs. Cleveland Browns, Dec 27, 2020

2021 GAME-BY-GAME REGULAR-SEASON STATISTICS (JETS)

			TACKLES								INTERCEPTIONS					O. FUMB				ST					MISC			
DATE	OPPONENT	P/S	TK	S	A	SK	YDS	TFL	YDS	QBH	NO	YDS	LG	TD	PD	FF	FR	TD	YDS	TK	S	A	FF	FR	S	A	W/L	SCORE
09/12	at Panthers	S	3	2	1	0.0	0.0	0	0	1	0	0	0	0	0	0	0	0	0	0	0	0	0	0	0	0	L	14-19
09/19	Patriots	S	1	0	1	0.0	0.0	0	0	0	0	0	0	0	0	0	0	0	0	0	0	0	0	0	0	0	L	6-25
09/26	at Broncos	S	4	1	3	0.0	0.0	0	0	0	0	0	0	0	0	0	0	0	0	0	0	0	0	0	0	0	L	0-26
10/03	Titans	S	5	4	1	0.0	0.0	0	0	0	0	0	0	0	0	0	0	0	0	0	0	0	0	0	0	0	W	27-24+
10/10	at Falcons	S	4	2	2	0.0	0.0	0	0	1	0	0	0	0	0	0	0	0	0	0	0	0	0	0	0	0	L	20-27
10/24	at Patriots	S	2	2	0	0.0	0.0	1	0	1	0	0	0	0	0	0	0	0	0	0	0	0	0	0	0	0	L	13-54
10/31	Bengals	S	2	1	1	0.0	0.0	1	0	1	0	0	0	0	0	0	0	0	0	0	0	0	0	0	0	0	W	34-31
11/04	at Colts	S	4	3	1	0.0	0.0	0	0	1	0	0	0	0	0	0	0	0	0	0	0	0	0	0	0	0	L	30-45
11/14	Bills	S	1	0	1	0.0	0.0	0	0	0	0	0	0	0	0	0	0	0	0	0	0	0	0	0	0	0	L	17-45
11/21	Dolphins	S	1	0	1	0.0	0.0	0	0	0	0	0	0	0	0	0	0	0	0	0	0	0	0	0	0	0	L	17-24
11/28	at Texans	S	2	1	1	0.0	0.0	0	0	0	0	0	0	0	0	0	0	0	0	0	0	0	0	0	0	0	W	21-14
12/05	Eagles	S	5	3	2	0.0	0.0	0	0	0	0	0	0	0	0	0	0	0	0	0	0	0	0	0	0	0	L	18-33
12/12	Saints	S	5	1	4	0.0	0.0	1	1	0	0	0	0	0	0	0	0	0	0	0	0	0	0	0	0	0	L	9-30
12/19	at Dolphins											DID NOT PLAY															L	24-31
12/26	Jaguars											DID NOT PLAY															W	26-21
01/02	Buccaneers	S	4	4	0	0.0	0.0	2	23	0	0	0	0	0	0	0	0	0	0	0	0	0	0	0	0	0	L	24-28
01/09	at Bills	S	2	1	1	0.0	0.0	0	0	0	0	0	0	0	0	0	0	0	0	0	0	0	0	0	0	0	L	10-27
2021 TOTALS		**15-15**	**45**	**25**	**20**	**0.0**	**0.0**	**5**	**24**	**5**	**0**	**0**	**0**	**0**	**0**	**0**	**0**	**0**	**0**	**0**	**0**	**0**	**0**	**0**	**0**	**0**	**4-13**	

+ - Overtime

LUKE FORTNER | 79

POSITION: OFFENSIVE LINEMAN
HT: 6-4 | **WT:** 307 | **DOB:** 5-15-1998
COLLEGE: KENTUCKY
HOMETOWN: SYLVANIA, OHIO
ACQ: D3-'22
EXP: R

@lukefortner79
@lfort79

KEY TRANSACTIONS

- Originally drafted by Jacksonville in the third round (65th overall) in the 2022 draft

COLLEGE

- Played in 55 career games with 36 consecutive starts
- Elected as a team captain in his sixth season and finished as a Campbell trophy finalist
- In 2020, started in all 10 games he appeared in
- During his junior season in 2019, started 13 games at right guard
- In 2018 appeared in 11 of 13 games... Blocked for All-SEC and All-American running back, Benny Snell Jr., UK's all-time leading rusher and the first player in school history to rush for 1,000 yards in three straight seasons
- As a redshirt freshman in 2017, saw action in eight games

PERSONAL

- Graduated from Kentucky in December of 2019 with a degree in mechanical engineering ... Completed his master's degree requirements in aerospace engineering and will officially graduate in May of 2022
- Uncle, Don Svec, played football at Youngstown St.
- Along with other UK engineering students and a team of Toyota Manufacturing engineers, Fortner worked for months to help design, test and manufacture a specially-built push cart vehicle through a project called "Lift Them Up"... The push cart vehicle provided a Kentucky Children's Hospital patient the chance to both accompany the Wildcats on the Cat Walk and attend a game at Kroger Field
- His favorite athlete growing up was Cleveland Browns offensive lineman Joe Thomas

LUKE FORTNER'S COLLEGE STATISTICS

DATE	TEAM	GP	GS
2017	Kentucky	8	0
2018	Kentucky	11	0
2019	Kentucky	13	13
2020	Kentucky	10	10
2021	Kentucky	13	13
COLLEGE TOTALS		**55**	**36**

TYREE GILLESPIE | 27

POSITION: SAFETY
HT: 6-0 | **WT:** 210 | **DOB:** 9-5-1997
COLLEGE: MISSOURI
HOMETOWN: OCALA, FLA.
ACQ: W (TEN)-'22
EXP: 2nd YEAR

KEY TRANSACTIONS

- Originally drafted as the 38th pick in the fourth round (143rd overall) in the 2021 NFL Draft by Las Vegas on 5/17/21
- Traded to Tennessee on 8/17/22
- Waived by Tennessee on 8/30/22
- Claimed off waivers by Jacksonville on 8/31/22

PRO

2021 (Raiders)

- Appeared in 11 games

COLLEGE

- Recorded eight tackles and one PBU against No. 2 Alabama in his senior year season opener
- Produced 46 tackles, 1.0 TFL, and 4 PBU his senior season
- Developed into one of the team's top defenders at the safety spot for Mizzouri

TYREE GILLESPIE'S NFL REGULAR SEASON DEFENSIVE STATISTICS

			TACKLES								INTERCEPTIONS					O. FUMB				ST			MISC		
DATE	TEAM	GP	GS	TK	S	A	TFL	YDS	SK	YDS	QBH	NO	YDS	LG	TD	PD	FF	FR	TD	YDS	TK	S	A	FF	FR	S	A
2021	Raiders	11	0	2	0	2	0	0	0.0	0.0	0	0	0	0	0	0	0	0	0	0	6	1	5	0	0	0	0
NFL TOTALS		**11**	**0**	**2**	**0**	**2**	**0**	**0**	**0.0**	**0.0**	**0**	**0**	**0**	**0**	**0**	**0**	**0**	**0**	**0**	**0**	**6**	**1**	**5**	**0**	**0**	**0**	**0**

TYREE GILLESPIE'S NFL POSTSEASON DEFENSIVE STATISTICS

			TACKLES								INTERCEPTIONS					O. FUMB				ST			MISC		
DATE	TEAM	GP	GS	TK	S	A	TFL	YDS	SK	YDS	QBH	NO	YDS	LG	TD	PD	FF	FR	TD	YDS	TK	S	A	FF	FR	S	A
2021	Raiders	1	0	0	0	0	0	0	0.0	0.0	0	0	0	0	0	0	0	0	0	0	0	0	0	0	0	0	0
NFL TOTALS		**1**	**0**	**0**	**0**	**0**	**0**	**0**	**0.0**	**0.0**	**0**	**0**	**0**	**0**	**0**	**0**	**0**	**0**	**0**	**0**	**0**	**0**	**0**	**0**	**0**	**0**	**0**

SINGLE-GAME HIGHS: DEFENSIVE

Total Tackles 2 vs. Miami Dolphins, Sep 26, 2021

Special Teams Tackles 1 vs. Denver Broncos, Dec 26, 2021
1 at New York Giants, Nov 07, 2021
...4 more at 1.

2021 GAME-BY-GAME REGULAR-SEASON STATISTICS (RAIDERS)

			TACKLES								INTERCEPTIONS					O. FUMB				ST				MISC			
DATE	OPPONENT	P/S	TK	S	A	SK	YDS	TFL	YDS	QBH	NO	YDS	LG	TD	PD	FF	FR	TD	YDS	TK	S	A	FF	FR	S	A	W/L	SCORE
09/13	Ravens	P	0	0	0	0.0	0.0	0	0	0	0	0	0	0	0	0	0	0	0	0	0	0	0	0	0	0	W	33-27+
09/19	at Steelers	P	0	0	0	0.0	0.0	0	0	0	0	0	0	0	0	0	0	0	0	1	0	1	0	0	0	0	W	26-17
09/26	Dolphins	P	2	0	2	0.0	0.0	0	0	0	0	0	0	0	0	0	0	0	0	1	0	1	0	0	0	0	W	31-28+
10/04	at Chargers	P	0	0	0	0.0	0.0	0	0	0	0	0	0	0	0	0	0	0	0	1	1	0	0	0	0	0	L	14-28
10/10	Bears	P	0	0	0	0.0	0.0	0	0	0	0	0	0	0	0	0	0	0	0	0	0	0	0	0	0	0	L	9-20
10/17	at Broncos	P	0	0	0	0.0	0.0	0	0	0	0	0	0	0	0	0	0	0	0	1	0	1	0	0	0	0	W	34-24
10/24	Eagles	P	0	0	0	0.0	0.0	0	0	0	0	0	0	0	0	0	0	0	0	0	0	0	0	0	0	0	W	33-22
11/07	at Giants	P	0	0	0	0.0	0.0	0	0	0	0	0	0	0	0	0	0	0	0	1	0	1	0	0	0	0	L	16-23
11/14	Chiefs												ON INACTIVE LIST														L	14-41
11/21	Bengals												INJURED RESERVE														L	13-32
11/25	at Cowboys												INJURED RESERVE														W	36-33+
12/05	Football Team												INJURED RESERVE														L	15-17
12/12	at Chiefs												INJURED RESERVE - DESIGNATED FOR RETURN														L	9-48
12/20	at Browns												INJURED RESERVE - DESIGNATED FOR RETURN														W	16-14
12/26	Broncos	P	0	0	0	0.0	0.0	0	0	0	0	0	0	0	0	0	0	0	0	1	0	1	0	0	0	0	W	17-13
01/02	at Colts	P	0	0	0	0.0	0.0	0	0	0	0	0	0	0	0	0	0	0	0	0	0	0	0	0	0	0	W	23-20
01/09	Chargers	P	0	0	0	0.0	0.0	0	0	0	0	0	0	0	0	0	0	0	0	0	0	0	0	0	0	0	W	35-32+
2021 TOTALS		**11-0**	**2**	**0**	**2**	**0.0**	**0.0**	**0**	**0**	**0**	**0**	**0**	**0**	**0**	**0**	**0**	**0**	**0**	**0**	**6**	**1**	**5**	**0**	**0**	**0**	**0**	**10-7**	

+ - Overtime

2021 GAME-BY-GAME POSTSEASON STATISTICS (RAIDERS)

			TACKLES								INTERCEPTIONS					O. FUMB				ST					MISC			
DATE	OPPONENT	P/S	TK	S	A	SK	YDS	TFL	YDS	QBH	NO	YDS	LG	TD	PD	FF	FR	TD	YDS	TK	S	A	FF	FR	S	A	W/L	SCORE
01/15	at Bengals	P	0	0	0	0.0	0.0	0	0	0	0	0	0	0	0	0	0	0	0	0	0	0	0	0	0	0	L	19-26
2021 TOTALS		**1-0**	**0**	**0**	**0**	**0.0**	**0.0**	**0**	**0**	**0**	**0**	**0**	**0**	**0**	**0**	**0**	**0**	**0**	**0**	**0**	**0**	**0**	**0**	**0**	**0**	**0**	**0-1**	



ADAM GOTSIS | 96

POSITION: DEFENSIVE LINEMAN
HT: 6-4 | **WT:** 290 | **DOB:** 9-23-1992
COLLEGE: GEORGIA TECH
HOMETOWN: MELBOURNE, AUSTRALIA
ACQ: FA-'21
EXP: 6th YEAR

@gotsis96
@adamgotsis

KEY TRANSACTIONS

- Originally drafted by Denver in the second round (63rd overall) of the 2016 NFL Draft
- Signed by Jacksonville on 8/2/20
- Re-signed by Jacksonville on 5/4/22

PRO

2021 (Jaguars)

- Finished the season with three starts in 16 games... Posted 27 total tackles (20 solo), 3.0 sacks, and seven QB hits
- **1/9 vs. IND:** Saw action along the defensive line and posted four solo tackles, including 1.0 sack
- **9/19 vs. DEN:** Saw action along the defensive line and recorded two total tackles (two solo) including 1.0 sack, and two QB hits

2020 (Jaguars)

- Saw action in all 16 games, starting 13... Totaled 37 tackles (18 solo), four tackles for loss, three passes defensed and one forced fumble
- **10/18 vs. DET:** Started at defensive end and posted two tackles, including one tackle for loss and one pass defensed
- **12/13 vs. TEN:** Made his 40th career start at defensive end, assisting on three tackles and notching one tackle for loss

2019 (Broncos)

- Appeared in nine games with three starts before missing the last three contests due to a knee injury

2018 (Broncos)

- Played in all 16 games and registered 38 tackles (25 solo), six passes defensed and 3.0 sacks
- **12/15 vs. CLE:** Tied a career high with six tackles, including a strip sack and a fourth-down tackle for loss in the fourth quarter

2017 (Broncos)

- Totaled 41 tackles (28 solo), four passes defensed and 2.0 sacks

2016 (Broncos)

- Tallied 14 tackles (five solo), one pass defensed and one fumble recovery in his rookie season

COLLEGE

- Appeared in 48 games (37 starts), totaling 110 tackles (69 solo), 12.5 sacks, two INTs, two fumble recoveries and four blocked kicks
- Named to the All-ACC Second Team by both the media and coaches as a junior

PERSONAL

- Attended Kew High School in Abbotsford, Victoria, Australia
- Competed in Australian Rules Football for eight years before playing American Rules Football in the Gridiron Victoria (club league with 13 teams across the state of Victoria) for the Monash Warriors in Melbourne
- Became the highest-drafted Australian-born player in NFL history

ADAM GOTSIS' NFL REGULAR SEASON DEFENSIVE STATISTICS

				TACKLES								INTERCEPTIONS					O. FUMB				ST				MISC	
DATE	TEAM	GP	GS	TK	S	A	TFL	YDS	SK	YDS	QBH	NO	YDS	LG	TD	PD	FF	FR	TD	YDS	TK	S	A	FF	FR	S	A
2016	Broncos	16	0	14	5	9	0	0	0.0	0.0	3	0	0	0	0	1	0	1	0	0	0	0	0	0	0	0	0
2017	Broncos	16	13	41	28	13	4	10	2.0	4.0	5	0	0	0	0	4	0	1	0	0	0	0	0	0	0	0	0
2018	Broncos	16	12	38	25	13	4	16	3.0	17.0	7	0	0	0	0	6	2	1	0	0	0	0	0	0	0	0	0
2019	Broncos	9	3	16	11	5	1	2	0.0	0.0	0	0	0	0	0	2	0	0	0	0	0	0	0	0	0	0	0
2020	Jaguars	16	14	37	18	19	4	12	0.0	0.0	3	0	0	0	0	3	1	0	0	0	0	0	0	0	0	0	0
2021	Jaguars	16	3	27	20	7	6	24	3.0	17.0	7	0	0	0	0	0	0	0	0	0	0	0	0	0	0	0	0
NFL TOTALS		**89**	**45**	**173**	**107**	**66**	**19**	**64**	**8.0**	**38.0**	**25**	**0**	**0**	**0**	**0**	**16**	**3**	**3**	**0**	**0**	**0**	**0**	**0**	**0**	**0**	**0**	**0**

SINGLE-GAME HIGHS: DEFENSIVE

Total Tackles 6 vs. Cleveland Browns, Dec 15, 2018
6 at Indianapolis Colts, Dec 14, 2017

Solo Tackles 5 vs. Cleveland Browns, Dec 15, 2018
5 vs. Los Angeles Chargers, Sep 11, 2017

Sacks 1.0 vs. Indianapolis Colts, Jan 09, 2022
1.0 at Cincinnati Bengals, Sep 30, 2021
...6 more at 1.0.

Passes Defensed 2 vs. Seattle Seahawks, Sep 09, 2018
2 vs. Cincinnati Bengals, Nov 19, 2017

Forced Fumbles 1 at Baltimore Ravens, Dec 20, 2020
1 vs. Cleveland Browns, Dec 15, 2018
...1 more at 1.

Fumble Recoveries 1 at New York Jets, Oct 07, 2018
1 vs. New York Jets, Dec 10, 2017
...1 more at 1.

Tackles For Loss 1 vs. Indianapolis Colts, Jan 09, 2022
1 at Los Angeles Rams, Dec 05, 2021
...17 more at 1.

2021 GAME-BY-GAME REGULAR-SEASON STATISTICS (JAGUARS)

			TACKLES								INTERCEPTIONS					O. FUMB				ST					MISC			
DATE	OPPONENT	P/S	TK	S	A	SK	YDS	TFL	YDS	QBH	NO	YDS	LG	TD	PD	FF	FR	TD	YDS	TK	S	A	FF	FR	S	A	W/L	SCORE
09/12	at Texans											INACTIVE															L	21-37
09/19	Broncos	P	2	2	0	1.0	9.0	1	9	2	0	0	0	0	0	0	0	0	0	0	0	0	0	0	0	0	L	13-23
09/26	Cardinals	S	4	2	2	0.0	0.0	1	3	0	0	0	0	0	0	0	0	0	0	0	0	0	0	0	0	0	L	19-31
09/30	at Bengals	S	3	2	1	1.0	6.0	1	6	1	0	0	0	0	0	0	0	0	0	0	0	0	0	0	0	0	L	21-24
10/10	Titans	S	1	1	0	0.0	0.0	0	0	0	0	0	0	0	0	0	0	0	0	0	0	0	0	0	0	0	L	19-37
10/17	Dolphins	P	0	0	0	0.0	0.0	0	0	0	0	0	0	0	0	0	0	0	0	0	0	0	0	0	0	0	W	23-20
10/31	at Seahawks	P	0	0	0	0.0	0.0	0	0	0	0	0	0	0	0	0	0	0	0	0	0	0	0	0	0	0	L	7-31
11/07	Bills	P	0	0	0	0.0	0.0	0	0	1	0	0	0	0	0	0	0	0	0	0	0	0	0	0	0	0	W	9-6
11/14	at Colts	P	2	2	0	0.0	0.0	0	0	1	0	0	0	0	0	0	0	0	0	0	0	0	0	0	0	0	L	17-23
11/21	49ers	P	0	0	0	0.0	0.0	0	0	0	0	0	0	0	0	0	0	0	0	0	0	0	0	0	0	0	L	10-30
11/28	Falcons	P	3	2	1	0.0	0.0	1	2	0	0	0	0	0	0	0	0	0	0	0	0	0	0	0	0	0	L	14-21
12/05	at Rams	P	2	1	1	0.0	0.0	1	2	0	0	0	0	0	0	0	0	0	0	0	0	0	0	0	0	0	L	7-37
12/12	at Titans	P	1	0	1	0.0	0.0	0	0	1	0	0	0	0	0	0	0	0	0	0	0	0	0	0	0	0	L	0-20
12/19	Texans	P	2	2	0	0.0	0.0	0	0	0	0	0	0	0	0	0	0	0	0	0	0	0	0	0	0	0	L	16-30
12/26	at Jets	P	1	1	0	0.0	0.0	0	0	0	0	0	0	0	0	0	0	0	0	0	0	0	0	0	0	0	L	21-26
01/02	at Patriots	P	2	1	1	0.0	0.0	0	0	0	0	0	0	0	0	0	0	0	0	0	0	0	0	0	0	0	L	10-50
01/09	Colts	P	4	4	0	1.0	2.0	1	2	1	0	0	0	0	0	0	0	0	0	0	0	0	0	0	0	0	W	26-11
2021 TOTALS		**16-3**	**27**	**20**	**7**	**3.0**	**17.0**	**6**	**24**	**7**	**0**	**0**	**0**	**0**	**0**	**0**	**0**	**0**	**0**	**0**	**0**	**0**	**0**	**0**	**0**	**0**	**3-14**	

SHAQUILL GRIFFIN | 26

POSITION: CORNERBACK
HT: 6-0 | **WT:** 200 | **DOB:** 7-20-1995
COLLEGE: CENTRAL FLORIDA
HOMETOWN: ST. PETERSBURG, FLA.
ACQ: UFA (SEA)-'21
EXP: 6th YEAR

@ShaquillG
@shaquillg

KEY TRANSACTIONS

- Originally drafted by Seattle in the third round (90th overall) of the 2017 draft
- Signed by Jacksonville as an unrestricted free agent on 3/16/21

PRO

2021 (Jaguars)

- Voted a team captain for the 2021 season
- Finished his first season with the Jaguars with 49 total tackles (36 solo), seven passes defensed, and one forced fumble in 14 games (all starts)
- **9/19 vs. DEN:** Started at left cornerback in home Jaguars debut... Recorded five total tackles (three solo) and one pass defensed
- **9/12 at HOU:** Started at left cornerback in Jaguars debut... Had four total tackles (three solo) and one pass defensed

2020 (Seahawks)

- Played and started in 12 games... Recorded 63 total tackles and a career-high three interceptions
- **09/27 vs. DAL:** Hauled in first interception of the season
- **10/04 at MIA:** Had an interception in back-to-back games for the first time in his career
- **12/20 at WAS:** Recorded third INT of the season, a single-season career high

2019 (Seahawks)

- Was named to his first Pro Bowl as an injury replacement
- Started 14 games and had a career-high 65 total tackles and 13 passes defensed

2018 (Seahawks)

- Started in all 16 games
- Finished the season with 62 total tackles, 8 passes defensed and 2 interceptions

2017 (Seahawks)

- Started 11 of 15 games played in his rookie season
- **12/31 vs. ARI:** Recorded his first career interception

COLLEGE

- In four seasons, Griffin played in 46 career games and totaled 125 tackles, 36 passes defended and seven interceptions
- He also ran two picks back for touchdowns and blocked one kick as a Knight

PERSONAL

- Attended the 2022 DUUUVAL draft party at Daily's Place as a player panelist
- With twin brother, Shaquem, started their own track club in St. Petersburg
- Played little league football with Jaguars teammate Rayshawn Jenkins
- Was born a minute before Shaquem, with whom he played with at Central Florida

SHAQUILL GRIFFIN'S NFL REGULAR SEASON DEFENSIVE STATISTICS

				TACKLES								INTERCEPTIONS					O. FUMB					ST				MISC	
DATE	TEAM	GP	GS	TK	S	A	TFL	YDS	SK	YDS	QBH	NO	YDS	LG	TD	PD	FF	FR	TD	YDS	TK	S	A	FF	FR	S	A
2017	Seahawks	15	11	58	50	8	2	7	1.0	5.0	1	1	0	0	0	15	0	0	0	0	1	0	1	0	0	0	0
2018	Seahawks	16	16	62	55	7	3	6	0.0	0.0	0	2	8	8	0	8	0	0	0	0	0	0	0	0	0	0	0
2019	Seahawks	14	14	65	45	20	2	2	0.0	0.0	0	0	0	0	0	13	0	0	0	0	0	0	0	0	0	0	0
2020	Seahawks	12	12	63	53	10	2	2	0.0	0.0	0	3	20	16	0	12	0	0	0	0	0	0	0	0	0	0	0
2021	Jaguars	14	14	49	36	13	0	0	0.0	0.0	2	0	0	0	0	7	1	0	0	0	0	0	0	0	0	0	0
NFL TOTALS		**71**	**67**	**297**	**239**	**58**	**9**	**17**	**1.0**	**5.0**	**3**	**6**	**28**	**16**	**0**	**55**	**1**	**0**	**0**	**0**	**1**	**0**	**1**	**0**	**0**	**0**	**0**

SHAQUILL GRIFFIN'S NFL POSTSEASON DEFENSIVE STATISTICS

				TACKLES								INTERCEPTIONS					O. FUMB					ST				MISC	
DATE	TEAM	GP	GS	TK	S	A	TFL	YDS	SK	YDS	QBH	NO	YDS	LG	TD	PD	FF	FR	TD	YDS	TK	S	A	FF	FR	S	A
2018	Seahawks	1	1	4	4	0	0	0	0.0	0.0	0	0	0	0	0	2	0	0	0	0	0	0	0	0	0	0	0
2019	Seahawks	2	2	7	5	2	0	0	0.0	0.0	0	0	0	0	0	1	0	0	0	0	0	0	0	0	0	0	0
2020	Seahawks	1	1	1	1	0	0	0	0.0	0.0	0	0	0	0	0	0	0	0	0	0	0	0	0	0	0	0	0
NFL TOTALS		**4**	**4**	**12**	**10**	**2**	**0**	**0**	**0.0**	**0.0**	**0**	**0**	**0**	**0**	**0**	**3**	**0**	**0**	**0**	**0**	**0**	**0**	**0**	**0**	**0**	**0**	**0**

SINGLE-GAME HIGHS: DEFENSIVE

Total Tackles 11 vs. Dallas Cowboys, Sep 27, 2020
10 at Green Bay Packers, Sep 10, 2017

Solo Tackles 11 vs. Dallas Cowboys, Sep 27, 2020
10 at Green Bay Packers, Sep 10, 2017

Sacks 1.0 at Dallas Cowboys, Dec 24, 2017

Passes Defensed 3 at Miami Dolphins, Oct 04, 2020
3 at Cleveland Browns, Oct 13, 2019
...2 more at 3.

Forced Fumbles 1 vs. Buffalo Bills, Nov 07, 2021

Tackles For Loss 1 vs. Los Angeles Rams, Dec 27, 2020
1 vs. New York Giants, Dec 06, 2020
...7 more at 1.

Interceptions 2 at Chicago Bears, Sep 17, 2018
1 at Washington Football Team, Dec 20, 2020
...3 more at 1.

Interception Return Yards 16 at Miami Dolphins, Oct 04, 2020
8 at Chicago Bears, Sep 17, 2018

Special Teams Tackles 1 at Tennessee Titans, Sep 24, 2017

SINGLE-GAME HIGHS - POSTSEASON: DEFENSIVE

Total Tackles 4 at Philadelphia Eagles, Jan 05, 2020
4 at Dallas Cowboys, Jan 05, 2019

Solo Tackles 4 at Dallas Cowboys, Jan 05, 2019
3 at Green Bay Packers, Jan 12, 2020

Passes Defensed 2 at Dallas Cowboys, Jan 05, 2019
1 at Green Bay Packers, Jan 12, 2020

2021 GAME-BY-GAME REGULAR-SEASON STATISTICS (JAGUARS)

			TACKLES								INTERCEPTIONS					O. FUMB				ST					MISC			
DATE	OPPONENT	P/S	TK	S	A	SK	YDS	TFL	YDS	QBH	NO	YDS	LG	TD	PD	FF	FR	TD	YDS	TK	S	A	FF	FR	S	A	W/L	SCORE
09/12	at Texans	S	4	3	1	0.0	0.0	0	0	0	0	0	0	0	1	0	0	0	0	0	0	0	0	0	0	0	L	21-37
09/19	Broncos	S	5	3	2	0.0	0.0	0	0	0	0	0	0	0	1	0	0	0	0	0	0	0	0	0	0	0	L	13-23
09/26	Cardinals	S	6	5	1	0.0	0.0	0	0	0	0	0	0	0	0	0	0	0	0	0	0	0	0	0	0	0	L	19-31
09/30	at Bengals	S	4	4	0	0.0	0.0	0	0	0	0	0	0	0	1	0	0	0	0	0	0	0	0	0	0	0	L	21-24
10/10	Titans	S	3	2	1	0.0	0.0	0	0	0	0	0	0	0	1	0	0	0	0	0	0	0	0	0	0	0	L	19-37
10/17	Dolphins	S	4	4	0	0.0	0.0	0	0	0	0	0	0	0	0	0	0	0	0	0	0	0	0	0	0	0	W	23-20
10/31	at Seahawks	S	3	1	2	0.0	0.0	0	0	0	0	0	0	0	0	0	0	0	0	0	0	0	0	0	0	0	L	7-31
11/07	Bills	S	3	2	1	0.0	0.0	0	0	0	0	0	0	0	0	1	0	0	0	0	0	0	0	0	0	0	W	9-6
11/14	at Colts	S	3	3	0	0.0	0.0	0	0	0	0	0	0	0	1	0	0	0	0	0	0	0	0	0	0	0	L	17-23
11/21	49ers	S	1	0	1	0.0	0.0	0	0	1	0	0	0	0	0	0	0	0	0	0	0	0	0	0	0	0	L	10-30
11/28	Falcons											INACTIVE															L	14-21
12/05	at Rams											INACTIVE															L	7-37
12/12	at Titans	S	4	4	0	0.0	0.0	0	0	1	0	0	0	0	0	0	0	0	0	0	0	0	0	0	0	0	L	0-20
12/19	Texans	S	5	4	1	0.0	0.0	0	0	0	0	0	0	0	0	0	0	0	0	0	0	0	0	0	0	0	L	16-30
12/26	at Jets	S	0	0	0	0.0	0.0	0	0	0	0	0	0	0	1	0	0	0	0	0	0	0	0	0	0	0	L	21-26
01/02	at Patriots											RESERVE/COVID-19															L	10-50
01/09	Colts	S	4	1	3	0.0	0.0	0	0	0	0	0	0	0	1	0	0	0	0	0	0	0	0	0	0	0	W	26-11
2021 TOTALS		**14-14**	**49**	**36**	**13**	**0.0**	**0.0**	**0**	**0**	**2**	**0**	**0**	**0**	**0**	**7**	**1**	**0**	**0**	**0**	**0**	**0**	**0**	**0**	**0**	**0**	**3-14**	

DAVON HAMILTON | 52

POSITION: DEFENSIVE TACKLE
HT: 6-4 | **WT:** 335 | **DOB:** 2-1-1997
COLLEGE: OHIO STATE
HOMETOWN: PICKERINGTON, OHIO
ACQ: D3-'20
EXP: 3rd YEAR

@dmhamilton53
@davonhamilton53

KEY TRANSACTIONS

- Originally drafted by Jacksonville in the third round (73rd overall) of the 2020 draft

PRO

2021 (Jaguars)

- Finished the season with 46 total tackles (26 solo) including two tackles for loss and two passes defensed in 16 games (eight starts)
- **12/19 vs. HOU:** Started at defensive tackle and recorded three solo tackles, including one tackle for loss, and one pass defensed
- **10/10 vs. TEN:** Started at defensive tackle and tied for a team-high seven total tackles (five solo) and one pass defensed

2020 (Jaguars)

- Saw action in 11 games during his rookie campaign, starting five, and totaled 30 tackles (14 solo), 1.0 sack, one fumble recovery, one pass defense and one tackle for loss... Placed on injured reserve on Dec. 5 with a knee injury
- **10/4 at CIN:** Saw action at defensive tackle and collected a career-high five tackles
- **10/25 at LAC:** Started at defensive end and posted a career-high eight tackles, including one tackle for loss, and two quarterback hits

COLLEGE

- Played in 54 games with 17 starts during four seasons in Columbus, accumulating 21 tackles for loss and 7.0 sacks
- Competed at the 2020 Senior Bowl
- Posted 33 reps on the bench press at the 2020 Combine, the most of any defensive lineman

PERSONAL

- Named First-Team Associated Press All-State in 2014 after a 67-tackle, 13-tackle-for-loss season while helping Pickerington to an 11-1 record and into the second round of the state playoffs
- Named the Ohio Capital Conference's Ohio Division Player of the Year and Division I Central District Player of the Year as a senior
- Son of Sabrina and Damian Hamilton
- Younger brother, Ty, will be a junior at Ohio State this year
- Has one dog named Charlie

DAVON HAMILTON'S NFL REGULAR SEASON DEFENSIVE STATISTICS

				TACKLES								INTERCEPTIONS					O. FUMB				ST				MISC	
DATE	TEAM	GP	GS	TK	S	A	TFL	YDS	SK	YDS	QBH	NO	YDS	LG	TD	PD	FF	FR	TD	YDS	TK	S	A	FF	FR	S	A
2020	Jaguars	11	6	30	14	16	2	11	1.0	10.0	5	0	0	0	0	1	0	1	0	0	0	0	0	0	0	0	0
2021	Jaguars	16	8	46	26	20	2	13	1.0	12.0	2	0	0	0	0	2	0	1	0	0	0	0	0	0	0	0	0
NFL TOTALS		**27**	**14**	**76**	**40**	**36**	**4**	**24**	**2.0**	**22.0**	**7**	**0**	**0**	**0**	**0**	**3**	**0**	**2**	**0**	**0**	**0**	**0**	**0**	**0**	**0**	**0**

SINGLE-GAME HIGHS: DEFENSIVE

Total Tackles
8 at Los Angeles Chargers, Oct 25, 2020
7 vs. Tennessee Titans, Oct 10, 2021

Solo Tackles
4 at New England Patriots, Jan 02, 2022
4 vs. Tennessee Titans, Oct 10, 2021
...2 more at 4.

Sacks
1.0 at Indianapolis Colts, Nov 14, 2021
1.0 at Green Bay Packers, Nov 15, 2020

Passes Defensed
1 vs. Houston Texans, Dec 19, 2021
1 vs. Tennessee Titans, Oct 10, 2021
...1 more at 1.

Fumble Recoveries
1 vs. Indianapolis Colts, Jan 09, 2022
1 vs. Houston Texans, Nov 08, 2020

Tackles For Loss
1 vs. Houston Texans, Dec 19, 2021
1 at Indianapolis Colts, Nov 14, 2021
...2 more at 1.

2021 GAME-BY-GAME REGULAR-SEASON STATISTICS (JAGUARS)

			TACKLES								INTERCEPTIONS					O. FUMB				ST					MISC			
DATE	OPPONENT	P/S	TK	S	A	SK	YDS	TFL	YDS	QBH	NO	YDS	LG	TD	PD	FF	FR	TD	YDS	TK	S	A	FF	FR	S	A	W/L	SCORE
09/12	at Texans	S	4	0	4	0.0	0.0	0	0	0	0	0	0	0	0	0	0	0	0	0	0	0	0	0	0	0	L	21-37
09/19	Broncos	P	5	3	2	0.0	0.0	0	0	0	0	0	0	0	0	0	0	0	0	0	0	0	0	0	0	0	L	13-23
09/26	Cardinals	S	1	0	1	0.0	0.0	0	0	0	0	0	0	0	0	0	0	0	0	0	0	0	0	0	0	0	L	19-31
09/30	at Bengals	P	3	2	1	0.0	0.0	0	0	0	0	0	0	0	0	0	0	0	0	0	0	0	0	0	0	0	L	21-24
10/10	Titans	S	7	4	3	0.0	0.0	0	0	0	0	0	0	0	1	0	0	0	0	0	0	0	0	0	0	0	L	19-37
10/17	Dolphins	P	0	0	0	0.0	0.0	0	0	0	0	0	0	0	0	0	0	0	0	0	0	0	0	0	0	0	W	23-20
10/31	at Seahawks	S	1	0	1	0.0	0.0	0	0	0	0	0	0	0	0	0	0	0	0	0	0	0	0	0	0	0	L	7-31
11/07	Bills	P	1	0	1	0.0	0.0	0	0	0	0	0	0	0	0	0	0	0	0	0	0	0	0	0	0	0	W	9-6
11/14	at Colts	P	2	2	0	1.0	12.0	1	12	1	0	0	0	0	0	0	0	0	0	0	0	0	0	0	0	0	L	17-23
11/21	49ers	S	2	0	2	0.0	0.0	0	0	0	0	0	0	0	0	0	0	0	0	0	0	0	0	0	0	0	L	10-30
11/28	Falcons	S	0	0	0	0.0	0.0	0	0	1	0	0	0	0	0	0	0	0	0	0	0	0	0	0	0	0	L	14-21
12/05	at Rams											INACTIVE															L	7-37
12/12	at Titans	P	4	3	1	0.0	0.0	0	0	0	0	0	0	0	0	0	0	0	0	0	0	0	0	0	0	0	L	0-20
12/19	Texans	S	3	3	0	0.0	0.0	1	1	0	0	0	0	0	1	0	0	0	0	0	0	0	0	0	0	0	L	16-30
12/26	at Jets	S	6	3	3	0.0	0.0	0	0	0	0	0	0	0	0	0	0	0	0	0	0	0	0	0	0	0	L	21-26
01/02	at Patriots	P	5	4	1	0.0	0.0	0	0	0	0	0	0	0	0	0	0	0	0	0	0	0	0	0	0	0	L	10-50
01/09	Colts	P	2	2	0	0.0	0.0	0	0	0	0	0	0	0	0	0	1	0	0	0	0	0	0	0	0	0	W	26-11
2021 TOTALS		**16-8**	**46**	**26**	**20**	**1.0**	**12.0**	**2**	**13**	**2**	**0**	**0**	**0**	**0**	**2**	**0**	**1**	**0**	**0**	**0**	**0**	**0**	**0**	**0**	**0**	**0**	**3-14**	

JAMYCAL HASTY | 22

POSITION: RUNNING BACK
HT: 5-8 | **WT:** 205 | **DOB:** 9-12-1996
COLLEGE: BAYLOR
HOMETOWN: LONGVIEW, TEXAS
ACQ: W (S.F.)-'22
EXP: 3rd YEAR

KEY TRANSACTIONS

- Originally signed with San Francisco on 4/28/20
- Signed to San Francisco's practice squad on 9/6/20
- Waived by San Francisco on 8/30/22
- Claimed off waivers by Jacksonville on 8/31/22

PRO

2021 (49ers)

- Played in 11 games and rushed for 68 yards

2020 (49ers)

- Played in eight games and rushed for 148 yards

COLLEGE

- 2019 All-Big 12 honorable mention
- Played 45 games with 16 career starts
- Rushed for 1,998 yards on 386 attempts and 15 touchdows

PERSONAL

- Earned a degree in Health, Kinesiology, and Leisure Studies

JAMYCAL HASTY'S NFL REGULAR SEASON RUSHING/RECEIVING STATISTICS

				RUSHING					RECEIVING				
DATE	TEAM	GP	GS	NO.	YDS.	AVG.	LG	TD	NO.	YDS.	AVG.	LG	TD
2020	49ers	8	0	39	148	3.8	20	1	7	33	4.7	16	0
2021	49ers	11	0	16	68	4.3	21	1	23	157	6.8	23	0
NFL TOTALS		**19**	**0**	**55**	**216**	**3.9**	**21**	**2**	**30**	**190**	**6.3**	**23**	**0**

JAMYCAL HASTY'S NFL POSTSEASON RUSHING/RECEIVING STATISTICS

				RUSHING					RECEIVING				
DATE	TEAM	GP	GS	NO.	YDS.	AVG.	LG	TD	NO.	YDS.	AVG.	LG	TD
2021	49ers	3	0	0	0	0.0	0	0	1	6	6.0	6	0
NFL TOTALS		**3**	**0**	**0**	**0**	**0.0**	**0**	**0**	**1**	**6**	**6.0**	**6**	**0**

JAMYCAL HASTY'S NFL REGULAR SEASON RETURN STATISTICS

		KICKOFF RETURNS					PUNT RETURNS					
DATE	TEAM	RET.	YDS.	AVG.	LG	TD	NO.	FC	YDS.	AVG.	LG	TD
2020	49ers	3	57	19.0	21	0	0	0	0	0.0	0	0
2021	49ers	9	145	16.1	28	0	0	0	0	0.0	0	0
NFL TOTALS		**12**	**202**	**16.8**	**28**	**0**	**0**	**0**	**0**	**0.0**	**0**	**0**

JAMYCAL HASTY'S NFL POSTSEASON RETURN STATISTICS

		KICKOFF RETURNS					PUNT RETURNS					
DATE	TEAM	RET.	YDS.	AVG.	LG	TD	NO.	FC	YDS.	AVG.	LG	TD
2021	49ers	3	61	20.3	32	0	0	0	0	0.0	0	0
NFL TOTALS		**3**	**61**	**20.3**	**32**	**0**	**0**	**0**	**0**	**0.0**	**0**	**0**

SINGLE-GAME HIGHS: RUSHING/RECEIVING

Rush Attempts	12 at Seattle Seahawks, Nov 01, 2020 9 at New England Patriots, Oct 25, 2020 ...1 more at 9.
Rushing Yards	57 at New England Patriots, Oct 25, 2020 38 at Philadelphia Eagles, Sep 19, 2021
Rushing Average	6.3 at New England Patriots, Oct 25, 2020 4.1 vs. Los Angeles Rams, Oct 18, 2020
Longest Runs	21 at Philadelphia Eagles, Sep 19, 2021 20 at New England Patriots, Oct 25, 2020
Rushing TDs	1 at Detroit Lions, Sep 12, 2021 1 at Seattle Seahawks, Nov 01, 2020
Receptions	4 at Philadelphia Eagles, Sep 19, 2021 3 at Tennessee Titans, Dec 23, 2021 ...3 more at 3.
Receiving Yards	29 at Chicago Bears, Oct 31, 2021 26 at Tennessee Titans, Dec 23, 2021
Receiving Average	8.7 at Tennessee Titans, Dec 23, 2021 5.3 at Philadelphia Eagles, Sep 19, 2021
Longest Receptions	23 at Chicago Bears, Oct 31, 2021 16 at New England Patriots, Oct 25, 2020
All-Purpose Yards	73 at Cincinnati Bengals, Dec 12, 2021 73 at New England Patriots, Oct 25, 2020
Kickoff Returns	3 at Cincinnati Bengals, Dec 12, 2021 2 vs. Houston Texans, Jan 02, 2022 ...2 more at 2.
Kickoff Return Yards	63 at Cincinnati Bengals, Dec 12, 2021 36 at Seattle Seahawks, Nov 01, 2020
Longest Kickoff Return	28 vs. Houston Texans, Jan 02, 2022 24 at Cincinnati Bengals, Dec 12, 2021
Kickoff Return Average	21.0 at Cincinnati Bengals, Dec 12, 2021
Special Teams Tackles	1 vs. Houston Texans, Jan 02, 2022 1 at Seattle Seahawks, Dec 05, 2021 ...4 more at 1.
Most TDs	1 at Detroit Lions, Sep 12, 2021 1 at Seattle Seahawks, Nov 01, 2020
Miscellaneous Tackles	1 vs. Indianapolis Colts, Oct 24, 2021

SINGLE-GAME HIGHS - POSTSEASON: RUSHING/RECEIVING

Receptions	1 at Los Angeles Rams, Jan 30, 2022
Receiving Yards	6 at Los Angeles Rams, Jan 30, 2022
Longest Receptions	6 at Los Angeles Rams, Jan 30, 2022
All-Purpose Yards	32 at Green Bay Packers, Jan 22, 2022 29 at Dallas Cowboys, Jan 16, 2022
Kickoff Returns	2 at Dallas Cowboys, Jan 16, 2022 1 at Green Bay Packers, Jan 22, 2022
Kickoff Return Yards	32 at Green Bay Packers, Jan 22, 2022 29 at Dallas Cowboys, Jan 16, 2022
Longest Kickoff Return	32 at Green Bay Packers, Jan 22, 2022 16 at Dallas Cowboys, Jan 16, 2022

2021 GAME-BY-GAME REGULAR-SEASON STATISTICS (49ERS)

			RUSHING					RECEIVING						
DATE	OPPONENT	P/S	NO.	YDS.	AVG.	LG	TD	NO.	YDS.	AVG.	LG	TD	W/L	SCORE
09/12	at Lions	P	1	3	3.0	3t	1	1	15	15.0	15	0	W	41-33
09/19	at Eagles	P	5	38	7.6	21	0	4	21	5.3	8	0	W	17-11
09/26	Packers						DID NOT PLAY						L	28-30
10/03	Seahawks						DID NOT PLAY						L	21-28
10/10	at Cardinals						DID NOT PLAY						L	10-17
10/24	Colts	P	3	1	0.3	2	0	3	15	5.0	9	0	L	18-30
10/31	at Bears	P	3	4	1.3	2	0	2	29	14.5	23	0	W	33-22
11/07	Cardinals	P	1	2	2.0	2	0	3	11	3.7	5	0	L	17-31
11/15	Rams						ON INACTIVE LIST						W	31-10
11/21	at Jaguars						ON INACTIVE LIST						W	30-10
11/28	Vikings						ON INACTIVE LIST						W	34-26
12/05	at Seahawks	P	0	0	0.0	0	0	0	0	0.0	0	0	L	23-30
12/12	at Bengals	P	0	0	0.0	0	0	3	10	3.3	4	0	W	26-23+
12/19	Falcons	P	1	13	13.0	13	0	1	3	3.0	3	0	W	31-13
12/23	at Titans	P	1	3	3.0	3	0	3	26	8.7	12	0	L	17-20
01/02	Texans	P	0	0	0.0	0	0	1	6	6.0	6	0	W	23-7
01/09	at Rams	P	1	4	4.0	4	0	2	21	10.5	13	0	W	27-24+
2021 TOTALS		**11-0**	**16**	**68**	**4.3**	**21**	**1**	**23**	**157**	**6.8**	**23**	**0**	**10-7**	

+ - Overtime

2021 GAME-BY-GAME POSTSEASON STATISTICS (49ERS)

			RUSHING					RECEIVING						
DATE	OPPONENT	P/S	NO.	YDS.	AVG.	LG	TD	NO.	YDS.	AVG.	LG	TD	W/L	SCORE
01/16	at Cowboys	P	0	0	0.0	0	0	0	0	0.0	0	0	W	23-17
01/22	at Packers	P	0	0	0.0	0	0	0	0	0.0	0	0	W	13-10
01/30	at Rams	P	0	0	0.0	0	0	1	6	6.0	6	0	L	17-20
2021 TOTALS		**3-0**	**0**	**0**	**0.0**	**0**	**0**	**1**	**6**	**6.0**	**6**	**0**	**2-1**	

TRE HERNDON | 37

POSITION: CORNERBACK
HT: 5-11 | **WT:** 190 | **DOB:** 3-5-1996
COLLEGE: VANDERBILT
HOMETOWN: CHATTANOOGA, TENN.
ACQ: FA-'18
EXP: 5th YEAR

@_423hern
@423hern_

KEY TRANSACTIONS

- Originally signed by Jacksonville as an undrafted rookie on 4/30/18

PRO

2021 (Jaguars)

- Appeared in nine games making three starts... Had 17 total tackles inclduing one tackle for loss
- **10/17 vs. MIA:** Started at nickel cornerback and recorded five total tackles (three solo), including one tackle for loss
- **9/30 at CIN:** Started at nickel in his first game of the 2021 season... Recorded five solo tackles

2020 (Jaguars)

- Saw action in all 16 games on the year, starting in 12... Amassed a career-high 76 tackles (64 solo), five passes defensed and 1.0 sack
- **11/22 vs. PIT:** Started at cornerback and notched a season-high seven tackles and one pass defensed
- **12/13 vs. TEN:** Started at cornerback, tying a career-best nine tackles (seven solo) and notched one pass defensed

2019 (Jaguars)

- Appeared in all 16 games, making 14 starts and led the team in both passes defensed (13) and INTs (three)... Also amassed 54 tackles (41 solo)
- **9/15 at HOU:** Recorded his first career start at cornerback, registering four tackles (three solo) and one pass defensed
- **12/22 at ATL:** Started and posted three solo tackles, two passes defensed and one INT

2018 (Jaguars)

- Tallied seven tackles (six solo) in 11 appearances
- **9/9 at NYG:** Saw action on special teams and recorded one special teams tackle in his NFL debut

COLLEGE

- Played both outside cornerback and nickel back for the Commodores
- Appeared in 48 career games with 36 starts and totaled 126 tackles (93 solo), 25 passes defensed, 2.5 tackles for a loss, 2.0 sacks and two INTs
- Started 29 consecutive games starting his sophomore to senior season

PERSONAL

- Three-year starter at East Hamilton (Chattanooga, Tenn.) High School where he helped the Hurricanes to a 10-3 record and 5A state playoffs in his senior year
- Named to Chattanooga Times-Free Press' "Best of Preps Team" and sportswriters' first-team all-state squad
- First football player from East Hamilton High School to sign a SEC scholarship
- Engaged to his fiancé, Treyleana, on July 17, 2021
- Son of Sabrina and Willie Herndon Jr.
- Has two dogs, a hound mix named Rambo and an American bull dog named Ali
- Herndon, along with his fiancé, Treyleana, donated 10,000 meals to Feeding Northeast Florida to those in need during COVID-19
- Has a strong passion for real estate investment

TRE HERNDON'S NFL REGULAR SEASON DEFENSIVE STATISTICS

				TACKLES								INTERCEPTIONS					O. FUMB				ST					MISC	
DATE	TEAM	GP	GS	TK	S	A	TFL	YDS	SK	YDS	QBH	NO	YDS	LG	TD	PD	FF	FR	TD	YDS	TK	S	A	FF	FR	S	A
2018	Jaguars	11	0	7	6	1	0	0	0.0	0.0	0	0	0	0	0	0	0	0	0	0	6	4	2	0	0	0	0
2019	Jaguars	16	14	54	41	13	1	5	0.0	0.0	0	3	0	0	0	13	0	0	0	0	1	1	0	0	0	0	0
2020	Jaguars	16	12	76	64	12	4	16	1.0	8.0	2	0	0	0	0	5	0	0	0	0	0	0	0	0	0	0	0
2021	Jaguars	9	3	17	12	5	1	0	0.0	0.0	0	0	0	0	0	0	0	0	0	0	0	0	0	0	0	0	0
NFL TOTALS		**52**	**29**	**154**	**123**	**31**	**6**	**21**	**1.0**	**8.0**	**2**	**3**	**0**	**0**	**0**	**18**	**0**	**0**	**0**	**0**	**7**	**5**	**2**	**0**	**0**	**0**	**0**

SINGLE-GAME HIGHS: DEFENSIVE

Total Tackles 9 vs. Tennessee Titans, Dec 13, 2020
9 at Minnesota Vikings, Dec 06, 2020
...1 more at 9.

Solo Tackles 8 at Minnesota Vikings, Dec 06, 2020
7 at Indianapolis Colts, Jan 03, 2021
...2 more at 7.

Sacks 1.0 vs. Houston Texans, Nov 08, 2020

Passes Defensed 2 at Atlanta Falcons, Dec 22, 2019
2 at Indianapolis Colts, Nov 17, 2019
...2 more at 2.

Tackles For Loss 2 vs. Houston Texans, Nov 08, 2020
1 vs. Miami Dolphins, Oct 17, 2021
...3 more at 1.

Interceptions 2 vs. New York Jets, Oct 27, 2019
1 at Atlanta Falcons, Dec 22, 2019

Special Teams Tackles 2 vs. Tennessee Titans, Sep 23, 2018
1 vs. New York Jets, Oct 27, 2019
...4 more at 1.

2021 GAME-BY-GAME REGULAR-SEASON STATISTICS (JAGUARS)

			TACKLES								INTERCEPTIONS					O. FUMB				ST					MISC			
DATE	OPPONENT	P/S	TK	S	A	SK	YDS	TFL	YDS	QBH	NO	YDS	LG	TD	PD	FF	FR	TD	YDS	TK	S	A	FF	FR	S	A	W/L	SCORE
09/12	at Texans											INACTIVE															L	21-37
09/19	Broncos											INACTIVE															L	13-23
09/26	Cardinals											INACTIVE															L	19-31
09/30	at Bengals	S	5	5	0	0.0	0.0	0	0	0	0	0	0	0	0	0	0	0	0	0	0	0	0	0	0	0	L	21-24
10/10	Titans	P	3	2	1	0.0	0.0	0	0	0	0	0	0	0	0	0	0	0	0	0	0	0	0	0	0	0	L	19-37
10/17	Dolphins	S	5	3	2	0.0	0.0	1	0	0	0	0	0	0	0	0	0	0	0	0	0	0	0	0	0	0	W	23-20
10/31	at Seahawks	P	0	0	0	0.0	0.0	0	0	0	0	0	0	0	0	0	0	0	0	0	0	0	0	0	0	0	L	7-31
11/07	Bills											INACTIVE															W	9-6
11/14	at Colts											INACTIVE															L	17-23
11/21	49ers											INACTIVE															L	10-30
11/28	Falcons	P	0	0	0	0.0	0.0	0	0	0	0	0	0	0	0	0	0	0	0	0	0	0	0	0	0	0	L	14-21
12/05	at Rams	P	0	0	0	0.0	0.0	0	0	0	0	0	0	0	0	0	0	0	0	0	0	0	0	0	0	0	L	7-37
12/12	at Titans											INACTIVE															L	0-20
12/19	Texans	P	0	0	0	0.0	0.0	0	0	0	0	0	0	0	0	0	0	0	0	0	0	0	0	0	0	0	L	16-30
12/26	at Jets											DID NOT PLAY (NON-INJURY)															L	21-26
01/02	at Patriots	S	1	0	1	0.0	0.0	0	0	0	0	0	0	0	0	0	0	0	0	0	0	0	0	0	0	0	L	10-50
01/09	Colts	P	3	2	1	0.0	0.0	0	0	0	0	0	0	0	0	0	0	0	0	0	0	0	0	0	0	0	W	26-11
2021 TOTALS		**9-3**	**17**	**12**	**5**	**0.0**	**0.0**	**1**	**0**	**0**	**0**	**0**	**0**	**0**	**0**	**0**	**0**	**0**	**0**	**0**	**0**	**0**	**0**	**0**	**0**	**0**	**3-14**	



RAYSHAWN JENKINS | 2

POSITION: SAFETY
HT: 6-1 | **WT:** 200 | **DOB:** 1-25-1994
COLLEGE: MIAMI (FLA.)
HOMETOWN: ST. PETERSBURG, FLA.
ACQ: UFA (LAC)-'21
EXP: 6th YEAR

Jenkz_26
@jenkz_26

KEY TRANSACTIONS

- Originally drafted by the Los Angeles Chargers in the fourth round (117th overall) of the 2017 draft
- Signed by Jacksonville as an unrestricted free agent on 3/15/21

PRO

2021 (Jaguars)

- Voted a team captain for the 2021 season
- Started in 14 games and tallied 66 tackles (49 solo), including one tackle for loss and recorded three passes defensed
- **11/14 at IND:** Started at safety and recorded six total tackles (four solo) and one special teams tackle
- **9/12 at HOU:** Started at safety and had six solo tackles, one tackle for loss, one pass defensed and one QB hit in his Jaguars debut

2020 (Chargersn

- Played and started in 15 games... Had a career-high 84 tackles (58 solo), four tackles for loss and two interceptions... Also had 1.0 sack and tied a career high with four passes defensed

2019 (Chargers)

- Started all 16 games at safety, registering 52 tackles (34 solo) and two tackles for loss
- Recorded three INTs and four passes defensed on the year... Had three tackles on special teams

2018 (Chargers)

- Appeared in 15 contests with one start at safety
- Posted 13 tackles (eight solo)... Recorded a half-sack, the first of his career, and 1.5 tackles for loss... Registered 10 tackles on special teams
- Started both postseason games at safety, recording 12 tackles (eight solo)... Added a special teams tackle

2017 (Chargers)

- Played in 15 games, missing one with a concussion
- Totaled five tackles (four solo), a pass defensed and 11 tackles on special teams, pinning the opponent inside their own 20 four times

COLLEGE

- Played four seasons (2012-13, '15-16) at Miami with a medical redshirt in 2014, appearing in 49 career games with 33 starts
- Finished with 201 tackles, including eight tackles for loss and 1.5 sacks
- Posted nine INTs, 28 passes defensed and a fumble recovery
- Earned honorable mention All-Atlantic Coast Conference as a senior when he ranked third on the team with 76 tackles (56 solo) while leading the team with two INTs.

PERSONAL

- Attended the 2022 DUUUVAL draft party at Daily's Place as a player panelist
- Has 17 siblings
- Played youth football with teammate Shaquill Griffin
- Earned a degree in criminology with a minor in sports administration from Miami
- Played quarterback, wide receiver, running back and defensive back at Admiral Farragut Academy in St. Petersburg, Fla.
- Also ran track as was named the school's Athlete of the Year after winning the 1A state title in the 110-meter hurdles and finishing second in the 300-meter hurdles
- Lettered four years in football and three in track & field

RAYSHAWN JENKINS' NFL REGULAR SEASON DEFENSIVE STATISTICS

							TACKLES					INTERCEPTIONS					O. FUMB					ST				MISC	
DATE	TEAM	GP	GS	TK	S	A	TFL	YDS	SK	YDS	QBH	NO	YDS	LG	TD	PD	FF	FR	TD	YDS	TK	S	A	FF	FR	S	A
2017	Chargers	15	0	5	4	1	0	0	0.0	0.0	1	0	0	0	0	1	0	0	0	0	8	6	2	0	0	0	0
2018	Chargers	15	1	13	8	5	1	1	0.5	3.5	2	0	0	0	0	0	0	0	0	0	10	5	5	0	0	0	0
2019	Chargers	16	16	53	34	19	2	9	0.0	0.0	0	3	10	8	0	4	0	0	0	0	1	0	1	0	0	0	0
2020	Chargers	15	15	81	56	25	4	9	1.0	6.0	1	2	23	23	0	4	0	0	0	0	3	2	1	0	0	0	0
2021	Jaguars	14	14	66	49	17	1	0	0.0	0.0	1	0	0	0	0	3	0	0	0	0	7	7	0	0	0	0	0
NFL TOTALS		**75**	**46**	**218**	**151**	**67**	**8**	**19**	**1.5**	**9.5**	**5**	**5**	**33**	**23**	**0**	**12**	**0**	**0**	**0**	**0**	**29**	**20**	**9**	**0**	**0**	**0**	**0**

RAYSHAWN JENKINS' NFL POSTSEASON DEFENSIVE STATISTICS

							TACKLES					INTERCEPTIONS					O. FUMB					ST				MISC	
DATE	TEAM	GP	GS	TK	S	A	TFL	YDS	SK	YDS	QBH	NO	YDS	LG	TD	PD	FF	FR	TD	YDS	TK	S	A	FF	FR	S	A
2018	Chargers	2	2	12	8	4	0	0	0.0	0.0	0	0	0	0	0	0	0	0	0	0	1	0	1	0	0	0	0
NFL TOTALS		**2**	**2**	**12**	**8**	**4**	**0**	**0**	**0.0**	**0.0**	**0**	**0**	**0**	**0**	**0**	**0**	**0**	**0**	**0**	**0**	**1**	**0**	**1**	**0**	**0**	**0**	**0**

SINGLE-GAME HIGHS: DEFENSIVE

Total Tackles 10 at Buffalo Bills, Nov 29, 2020
9 vs. Miami Dolphins, Oct 17, 2021
...2 more at 9.

Solo Tackles 7 at Buffalo Bills, Nov 29, 2020
7 vs. Jacksonville Jaguars, Oct 25, 2020
...1 more at 7.

Sacks 1.0 vs. Carolina Panthers, Sep 27, 2020
0.5 at Cleveland Browns, Oct 14, 2018

Passes Defensed 2 at Denver Broncos, Nov 01, 2020
1 vs. Miami Dolphins, Oct 17, 2021
...9 more at 1.

Tackles For Loss 2 vs. Carolina Panthers, Sep 27, 2020
2 at Miami Dolphins, Sep 29, 2019

Interceptions 1 vs. Atlanta Falcons, Dec 13, 2020
1 at Denver Broncos, Nov 01, 2020
...3 more at 1.

Interception Return Yards 23 at Denver Broncos, Nov 01, 2020
8 vs. Pittsburgh Steelers, Oct 13, 2019

Special Teams Tackles 3 vs. Denver Broncos, Nov 18, 2018
3 at Cleveland Browns, Oct 14, 2018

SINGLE-GAME HIGHS - POSTSEASON: DEFENSIVE

Total Tackles 9 at New England Patriots, Jan 13, 2019
3 at Baltimore Ravens, Jan 06, 2019

Solo Tackles 5 at New England Patriots, Jan 13, 2019
3 at Baltimore Ravens, Jan 06, 2019

Special Teams Tackles 1 at Baltimore Ravens, Jan 06, 2019

2021 GAME-BY-GAME REGULAR-SEASON STATISTICS (JAGUARS)

			TACKLES								INTERCEPTIONS					O. FUMB				ST					MISC			
DATE	OPPONENT	P/S	TK	S	A	SK	YDS	TFL	YDS	QBH	NO	YDS	LG	TD	PD	FF	FR	TD	YDS	TK	S	A	FF	FR	S	A	W/L	SCORE
09/12	at Texans	S	6	6	0	0.0	0.0	1	0	1	0	0	0	0	1	0	0	0	0	0	0	0	0	0	0	0	L	21-37
09/19	Broncos	S	6	6	0	0.0	0.0	0	0	0	0	0	0	0	1	0	0	0	0	0	0	0	0	0	0	0	L	13-23
09/26	Cardinals	S	2	2	0	0.0	0.0	0	0	0	0	0	0	0	0	0	0	0	0	0	0	0	0	0	0	0	L	19-31
09/30	at Bengals	S	7	3	4	0.0	0.0	0	0	0	0	0	0	0	0	0	0	0	0	1	1	0	0	0	0	0	L	21-24
10/10	Titans	S	5	4	1	0.0	0.0	0	0	0	0	0	0	0	0	0	0	0	0	0	0	0	0	0	0	0	L	19-37
10/17	Dolphins	S	9	6	3	0.0	0.0	0	0	0	0	0	0	0	1	0	0	0	0	1	1	0	0	0	0	0	W	23-20
10/31	at Seahawks	S	6	4	2	0.0	0.0	0	0	0	0	0	0	0	0	0	0	0	0	0	0	0	0	0	0	0	L	7-31
11/07	Bills	S	2	2	0	0.0	0.0	0	0	0	0	0	0	0	0	0	0	0	0	2	2	0	0	0	0	0	W	9-6
11/14	at Colts	S	6	4	2	0.0	0.0	0	0	0	0	0	0	0	0	0	0	0	0	1	1	0	0	0	0	0	L	17-23
11/21	49ers	S	2	2	0	0.0	0.0	0	0	0	0	0	0	0	0	0	0	0	0	0	0	0	0	0	0	0	L	10-30
11/28	Falcons	S	6	5	1	0.0	0.0	0	0	0	0	0	0	0	0	0	0	0	0	2	2	0	0	0	0	0	L	14-21
12/05	at Rams	S	6	2	4	0.0	0.0	0	0	0	0	0	0	0	0	0	0	0	0	0	0	0	0	0	0	0	L	7-37
12/12	at Titans	S	3	3	0	0.0	0.0	0	0	0	0	0	0	0	0	0	0	0	0	0	0	0	0	0	0	0	L	0-20
12/19	Texans	S	0	0	0	0.0	0.0	0	0	0	0	0	0	0	0	0	0	0	0	0	0	0	0	0	0	0	L	16-30
12/26	at Jets										INJURED RESERVE																L	21-26
01/02	at Patriots										INJURED RESERVE																L	10-50
01/09	Colts										INJURED RESERVE																W	26-11
2021 TOTALS		**14-14**	**66**	**49**	**17**	**0.0**	**0.0**	**1**	**0**	**1**	**0**	**0**	**0**	**0**	**3**	**0**	**0**	**0**	**0**	**7**	**7**	**0**	**0**	**0**	**0**	**0**	**3-14**	

CALEB JOHNSON | 57

POSITION: LINEBACKER
HT: 6-2 | **WT:** 220 | **DOB:** 7-28-1998
COLLEGE: HOUSTON BAPTIST
HOMETOWN: POINT LOMA, CALIF.
ACQ: W (CHI)-'22
EXP: 2nd YEAR

KEY TRANSACTIONS

- Originally signed as a rookie free agent by Chicago on 5/14/21
- Claimed off of waivers by Jacksonville on 9/1/22

PRO

2021 (Bears)

- Played in 14 games with Chicago, pirmarily on special teams... Tallied seven special teams tackles and one fumble recovery
- **9/26/21 at CLE:** Recovered a fumble on special teams

COLLEGE

- Three-year starter at Houston Baptist... Became first player in Houston Baptist football program's seven-year history to sign with NFL team
- Named Southland Conference co-defensive player of the year in 2020 after recording 49 tackles while playing in just four games
- Ranks first all-time in school history with seven fumble recoveries, second with 10.0 sacks and third with 278 tackles

CALEB JOHNSON'S NFL REGULAR SEASON DEFENSIVE STATISTICS

				TACKLES								INTERCEPTIONS					O. FUMB				ST				MISC	
DATE	TEAM	GP	GS	TK	S	A	TFL	YDS	SK	YDS	QBH	NO	YDS	LG	TD	PD	FF	FR	TD	YDS	TK	S	A	FF	FR	S	A
2021	Bears	14	0	1	0	1	0	0	0.0	0.0	0	0	0	0	0	0	0	0	0	0	7	4	3	0	1	0	0
NFL TOTALS		**14**	**0**	**1**	**0**	**1**	**0**	**0**	**0.0**	**0.0**	**0**	**0**	**0**	**0**	**0**	**0**	**0**	**0**	**0**	**0**	**7**	**4**	**3**	**0**	**1**	**0**	**0**

SINGLE-GAME HIGHS: DEFENSIVE

Total Tackles 1 at Detroit Lions, Nov 25, 2021
Special Teams Tackles 3 vs. Detroit Lions, Oct 03, 2021
1 at Seattle Seahawks, Dec 26, 2021
...3 more at 1.

Special Teams Fumble Recoveries 1 at Cleveland Browns, Sep 26, 2021

2021 GAME-BY-GAME REGULAR-SEASON STATISTICS (BEARS)

				TACKLES								INTERCEPTIONS					O. FUMB				ST				MISC			
DATE	OPPONENT	P/S	TK	S	A	SK	YDS	TFL	YDS	QBH	NO	YDS	LG	TD	PD	FF	FR	TD	YDS	TK	S	A	FF	FR	S	A	W/L/T	SCORE
09/12	at Rams	P	0	0	0	0.0	0.0	0	0	0	0	0	0	0	0	0	0	0	0	0	0	0	0	0	0	0	L	14-34
09/19	Bengals	P	0	0	0	0.0	0.0	0	0	0	0	0	0	0	0	0	0	0	0	0	0	0	0	0	0	0	W	20-17
09/26	at Browns	P	0	0	0	0.0	0.0	0	0	0	0	0	0	0	0	0	0	0	0	1	1	0	0	1	0	0	L	6-26
10/03	Lions	P	0	0	0	0.0	0.0	0	0	0	0	0	0	0	0	0	0	0	0	3	2	1	0	0	0	0	W	24-14
10/10	at Raiders	P	0	0	0	0.0	0.0	0	0	0	0	0	0	0	0	0	0	0	0	0	0	0	0	0	0	0	W	20-9
10/17	Packers											ON INACTIVE LIST															L	14-24
10/24	at Buccaneers											RESERVE/COVID-19															L	3-38
10/31	49ers											ON INACTIVE LIST															L	22-33
11/08	at Steelers	P	0	0	0	0.0	0.0	0	0	0	0	0	0	0	0	0	0	0	0	0	0	0	0	0	0	0	L	27-29
11/21	Ravens	P	0	0	0	0.0	0.0	0	0	0	0	0	0	0	0	0	0	0	0	0	0	0	0	0	0	0	L	13-16
11/25	at Lions	P	1	0	1	0.0	0.0	0	0	0	0	0	0	0	0	0	0	0	0	0	0	0	0	0	0	0	W	16-14
12/05	Cardinals	P	0	0	0	0.0	0.0	0	0	0	0	0	0	0	0	0	0	0	0	1	1	0	0	0	0	0	L	22-33
12/12	at Packers	P	0	0	0	0.0	0.0	0	0	0	0	0	0	0	0	0	0	0	0	1	0	1	0	0	0	0	L	30-45
12/20	Vikings	P	0	0	0	0.0	0.0	0	0	0	0	0	0	0	0	0	0	0	0	0	0	0	0	0	0	0	L	9-17
12/26	at Seahawks	P	0	0	0	0.0	0.0	0	0	0	0	0	0	0	0	0	0	0	0	1	0	1	0	0	0	0	W	25-24
01/02	Giants	P	0	0	0	0.0	0.0	0	0	0	0	0	0	0	0	0	0	0	0	0	0	0	0	0	0	0	W	29-3
01/09	at Vikings	P	0	0	0	0.0	0.0	0	0	0	0	0	0	0	0	0	0	0	0	0	0	0	0	0	0	0	L	17-31
2021 TOTALS		**14-0**	**1**	**0**	**1**	**0.0**	**0.0**	**0**	**0**	**0**	**0**	**0**	**0**	**0**	**0**	**0**	**0**	**0**	**0**	**7**	**4**	**3**	**0**	**1**	**0**	**0**	**6-11**	

TIM JONES | 15

POSITION: WIDE RECEIVER
HT: 6-1 | **WT:** 200 | **DOB:** 5-15-1998
COLLEGE: SOUTHERN MISSISSIPPI
HOMETOWN: BILOXI, MISS.
ACQ: FA-'21
EXP: 1st YEAR

@Timnjones5
@timnjones

KEY TRANSACTIONS

- Originally signed with Jacksonville as an undrafted free agent on 5/1/2021

PRO

2021 (Jaguars)

- Spent season on the practice squad

COLLEGE

2020

- Played in six games during his senior campaign... Caught 30 passes for 480 yards and a career-best four touchdown receptions during the season... Finished his four-year career fourth in receptions at the school (150)

2019

- Started in all 13 games... Voted Second Team All-Conference USA... Led the team in receptions (73) and second in receiving yards (902)

2018

- Started all 11 games and was second for catches (42) and yards (508)... Recorded a reception in every game

2017

- Appeared in nine games and made two starts... Caught five passes for 121 yards and a touchdown grab

PERSONAL

- Second-team Class 6A All-State selection by the Mississippi Association of Coaches at wide receiver
- Selected first-team 4-6A All-Region
- Finished prep career with 209 catches for 3,524 yards and 29 touchdowns

TIM JONES' NFL REGULAR SEASON RUSHING/RECEIVING STATISTICS

				RECEIVING					RUSHING				
DATE	TEAM	GP	GS	NO.	YDS.	AVG.	LG	TD	NO.	YDS.	AVG.	LG	TD
2021	Jaguars	0	0	0	0	0.0	0	0	0	0	0.0	0	0
NFL TOTALS		**0**	**0**	**0**	**0**	**0.0**	**0**	**0**	**0**	**0**	**0.0**	**0**	**0**

TIM JONES' NFL REGULAR SEASON RETURN STATISTICS

		KICKOFF RETURNS					PUNT RETURNS					
DATE	TEAM	RET.	YDS.	AVG.	LG	TD	NO.	FC	YDS.	AVG.	LG	TD
2021	Jaguars	0	0	0.0	0	0	0	0	0	0.0	0	0
NFL TOTALS		**0**	**0**	**0.0**	**0**	**0**	**0**	**0**	**0**	**0.0**	**0**	**0**

2021 GAME-BY-GAME REGULAR-SEASON STATISTICS (JAGUARS)

			RECEIVING					RUSHING						
DATE	OPPONENT	P/S	NO.	YDS.	AVG.	LG	TD	NO.	YDS.	AVG.	LG	TD	W/L	SCORE
09/12	at Texans						NOT ON ROSTER						L	21-37
09/19	Broncos						NOT ON ROSTER						L	13-23
09/26	Cardinals						PRACTICE SQUAD						L	19-31
09/30	at Bengals						PRACTICE SQUAD						L	21-24
10/10	Titans						PRACTICE SQUAD						L	19-37
10/17	Dolphins						PRACTICE SQUAD						W	23-20
10/31	at Seahawks						PRACTICE SQUAD						L	7-31
11/07	Bills						PRACTICE SQUAD						W	9-6
11/14	at Colts						PRACTICE SQUAD						L	17-23
11/21	49ers						PRACTICE SQUAD						L	10-30
11/28	Falcons						PRACTICE SQUAD						L	14-21
12/05	at Rams						PRACTICE SQUAD						L	7-37
12/12	at Titans						PRACTICE SQUAD						L	0-20
12/19	Texans						PRACTICE SQUAD						L	16-30
12/26	at Jets						PRACTICE SQUAD						L	21-26
01/02	at Patriots						PRACTICE SQUAD						L	10-50
01/09	Colts						PRACTICE SQUAD						W	26-11
2021 TOTALS		**0-0**	**0**	**0**	**0.0**	**0**	**0**	**0**	**0**	**0.0**	**0**	**0**	**3-14**	

ZAY JONES | 7

POSITION: WIDE RECEIVER
HT: 6-2 | **WT:** 200 | **DOB:** 3-30-1995
COLLEGE: EAST CAROLINA
HOMETOWN: AUSTIN, TEXAS
ACQ: UFA (L.V.)-'22
EXP: 6th YEAR

@zayjones11
@zay

KEY TRANSACTIONS

- Originally drafted by Buffalo in the second round (37th overall) in the 2017 draft
- Acquired via trade by Las Vegas from Buffalo on 3/19/19
- Signed by Jacksonville as an unrestricted free agent on 3/16/22

PRO

2021 (Raiders)

- Appeared in all 17 games and made nine starts, compiling 47 receptions for 546 yards and one TD...Finished third on the team in receptions (47) and fourth in receiving yards (546)
- **1/15/22 at CIN:** In wild card game against Cincinnati started and recorded five receptions for 61 yards with one TD
- **1/2/22 at IND:** Set career highs in receptions (eight) and receiving yards (120)...Marked his first career 100-yard receiving game

2020 (Raiders)

- Appeared in all 16 games for the second time in his career with two starts...Recorded 14 receptions for 154 yards with one TD in his second season with the Raiders
- **9/21/21 vs. NO:** Recorded a 15-yard TD catch on his first reception of the season

2019 (Bills/Raiders)

- Appeared in 15 games with nine starts between Buffalo and Oakland
- Recorded 20 catches for 147 yards after joining the Silver and Black prior to the Week 7 matchup
- Ended the season with 27 receptions for 216 yards

2018 (Bills)

- Appeared in 16 games for the first time in his career, making 15 starts and logged a career-high 56 receptions for 652 yards and seven TDs. His seven TDs were tied for the second-most in the NFL by a second-year wide receiver in 2018
- Logged five TDs in December, the second-most by a player in December in franchise history...His five TD receptions over the last five games were tied for the most in the NFL with WR Julio Jones
- **11/11/18 at NYJ:** Posted a career-high eight receptions for 93 yards and one TD
- **12/2/18 at MIA:** Recorded four receptions for 67 yards and notched his first-career multi-TD reception game, totaling two TD scores

2017 (Bills)

- Appeared in 15 contests as a rookie, making 10 starts and compiled 27 receptions for 316 yards (11.7 avg.) and two TDs

COLLEGE

- Played four seasons at East Carolina and appeared in 50 games with 41 starts over his four years (2013-16) with the program
- Owns FBS, American Athletic Conference and ECU career (399) and single-season (158) standards in receptions... Fred Biletnikoff Award, William V. Campbell Trophy and Senior CLASS Award Finalist in 2016
- Stands 13th on the all-time NCAA (FBS) receiving yards list with 4,279 yards... Became 19th player in FBS history with 4,000-plus receiving yards
- Was named first team All-American in 2016 at East Carolina after he led all NCAA FBS receivers with 158 receptions and 1,746 yards.
- Set a NCAA FBS record with 399 receptions during his collegiate career (2013-16)

PERSONAL

- Attended Stephen F. Austin (Texas) High School
- A first-team All-District (15-5A) selection at wide receiver and kick returner in 2012
- Father is Robert Jones, who played 10 seasons in the NFL for the Cowboys, Rams, Dolphins and Washington... He was drafted in the first round of the 1992 NFL Draft and won three super bowls with the Cowboys
- His brother Cayleb Jones also played in the NFL for the Philadelphia Eagles and Minnesota Vikings

ZAY JONES' NFL REGULAR SEASON RUSHING/RECEIVING STATISTICS

				RECEIVING					RUSHING				
DATE	TEAM	GP	GS	NO.	YDS.	AVG.	LG	TD	NO.	YDS.	AVG.	LG	TD
2017	Bills	15	10	27	316	11.7	33	2	0	0	0.0	0	0
2018	Bills	16	15	56	652	11.6	57	7	1	0	0.0	0	0
2019	Bills	5	2	7	69	9.9	23	0	0	0	0.0	0	0
				Went from **Buffalo** to **Oakland**.									
2019	Raiders	10	7	20	147	7.4	16	0	1	3	3.0	3	0
2019	TOTAL	15	9	27	216	8.0	23	0	1	3	3.0	3	0
2020	Raiders	16	2	14	154	11.0	37	1	0	0	0.0	0	0
2021	Raiders	17	9	47	546	11.6	43	1	2	3	1.5	4	0
NFL TOTALS		**79**	**45**	**171**	**1,884**	**11.0**	**57**	**11**	**4**	**6**	**1.5**	**4**	**0**

ZAY JONES' NFL POSTSEASON RUSHING/RECEIVING STATISTICS

				RECEIVING					RUSHING				
DATE	TEAM	GP	GS	NO.	YDS.	AVG.	LG	TD	NO.	YDS.	AVG.	LG	TD
2017	Bills	1	0	2	20	10.0	15	0	0	0	0.0	0	0
2021	Raiders	1	1	5	61	12.2	17	1	0	0	0.0	0	0
NFL TOTALS		**2**	**1**	**7**	**81**	**11.6**	**17**	**1**	**0**	**0**	**0.0**	**0**	**0**

SINGLE-GAME HIGHS: RUSHING/RECEIVING

Rush Attempts 1 at Indianapolis Colts, Jan 02, 2022
1 at Dallas Cowboys, Nov 25, 2021
...2 more at 1.

Rushing Yards 4 at Dallas Cowboys, Nov 25, 2021
3 vs. Detroit Lions, Nov 03, 2019

Longest Runs 4 at Dallas Cowboys, Nov 25, 2021
3 vs. Detroit Lions, Nov 03, 2019

Receptions 8 at Indianapolis Colts, Jan 02, 2022
8 at New York Jets, Nov 11, 2018

Receiving Yards 120 at Indianapolis Colts, Jan 02, 2022
93 vs. Miami Dolphins, Dec 30, 2018
...1 more at 93.

Receiving Average 17.0 at Los Angeles Chargers, Nov 19, 2017
16.8 at Miami Dolphins, Dec 02, 2018

Longest Receptions 57 vs. Los Angeles Chargers, Sep 16, 2018
43 vs. Philadelphia Eagles, Oct 24, 2021

Receiving TDs 2 vs. Miami Dolphins, Dec 30, 2018
2 at Miami Dolphins, Dec 02, 2018

All-Purpose Yards 119 at Indianapolis Colts, Jan 02, 2022
93 vs. Miami Dolphins, Dec 30, 2018
...1 more at 93.

Special Teams Tackles 1 vs. Cincinnati Bengals, Nov 21, 2021
1 vs. Miami Dolphins, Sep 26, 2021

Most TDs 2 vs. Miami Dolphins, Dec 30, 2018
2 at Miami Dolphins, Dec 02, 2018

Miscellaneous Tackles 1 at Indianapolis Colts, Jan 02, 2022
1 vs. Kansas City Chiefs, Nov 14, 2021
...4 more at 1.

SINGLE-GAME HIGHS - POSTSEASON: RECEIVING

Receptions 5 at Cincinnati Bengals, Jan 15, 2022
2 at Jacksonville Jaguars, Jan 07, 2018

Receiving Yards 61 at Cincinnati Bengals, Jan 15, 2022
20 at Jacksonville Jaguars, Jan 07, 2018

Receiving Average 12.2 at Cincinnati Bengals, Jan 15, 2022

Longest Receptions 17 at Cincinnati Bengals, Jan 15, 2022
15 at Jacksonville Jaguars, Jan 07, 2018

Receiving TDs 1 at Cincinnati Bengals, Jan 15, 2022

All-Purpose Yards 61 at Cincinnati Bengals, Jan 15, 2022
20 at Jacksonville Jaguars, Jan 07, 2018

Most TDs 1 at Cincinnati Bengals, Jan 15, 2022

Miscellaneous Tackles 1 at Cincinnati Bengals, Jan 15, 2022

100-YARD RECEIVING GAMES (1): REGULAR SEASON

DATE	TEAM	NO.	YDS.	AVG.	LG	TD
01/02/22	at Colts	8	120	15.0	42	0

2021 GAME-BY-GAME REGULAR-SEASON STATISTICS (RAIDERS)

				RECEIVING					RUSHING						
DATE	OPPONENT	P/S	NO.	YDS.	AVG.	LG	TD	NO.	YDS.	AVG.	LG	TD	W/L	SCORE
09/13	Ravens	P	2	46	23.0	31t	1	0	0	0.0	0	0	W	33-27+
09/19	at Steelers	P	0	0	0.0	0	0	0	0	0.0	0	0	W	26-17
09/26	Dolphins	P	1	15	15.0	15	0	0	0	0.0	0	0	W	31-28+
10/04	at Chargers	P	1	5	5.0	5	0	0	0	0.0	0	0	L	14-28
10/10	Bears	P	1	6	6.0	6	0	0	0	0.0	0	0	L	9-20
10/17	at Broncos	P	0	0	0.0	0	0	0	0	0.0	0	0	W	34-24
10/24	Eagles	P	1	43	43.0	43	0	0	0	0.0	0	0	W	33-22
11/07	at Giants	S	1	20	20.0	20	0	0	0	0.0	0	0	L	16-23
11/14	Chiefs	S	1	22	22.0	22	0	0	0	0.0	0	0	L	14-41
11/21	Bengals	S	1	20	20.0	20	0	0	0	0.0	0	0	L	13-32
11/25	at Cowboys	P	5	59	11.8	35	0	1	4	4.0	4	0	W	36-33+
12/05	Football Team	S	3	21	7.0	13	0	0	0	0.0	0	0	L	15-17
12/12	at Chiefs	S	5	25	5.0	9	0	0	0	0.0	0	0	L	9-48
12/20	at Browns	S	6	67	11.2	16	0	0	0	0.0	0	0	W	16-14
12/26	Broncos	S	6	50	8.3	15	0	0	0	0.0	0	0	W	17-13
01/02	at Colts	S	8	120	15.0	42	0	1	-1	-1.0	-1	0	W	23-20
01/09	Chargers	S	5	27	5.4	11	0	0	0	0.0	0	0	W	35-32+
2021 TOTALS		**17-9**	**47**	**546**	**11.6**	**43**	**1**	**2**	**3**	**1.5**	**4**	**0**	**10-7**	

+ - Overtime

2021 GAME-BY-GAME POSTSEASON STATISTICS (RAIDERS)

				RECEIVING					RUSHING						
DATE	OPPONENT	P/S	NO.	YDS.	AVG.	LG	TD	NO.	YDS.	AVG.	LG	TD	W/L	SCORE
01/15	at Bengals	S	5	61	12.2	17	1	0	0	0.0	0	0	L	19-26
2021 TOTALS		**1-1**	**5**	**61**	**12.2**	**17**	**1**	**0**	**0**	**0.0**	**0**	**0**	**0-1**	

MARVIN JONES JR. | 11

POSITION: WIDE RECEIVER
HT: 6-2 | **WT:** 199 | **DOB:** 3-12-1990
COLLEGE: CALIFORNIA
HOMETOWN: LONG BEACH, CALIF.
ACQ: UFA (DET)-'21
EXP: 11th YEAR

@MarvinJonesJr
@marvinjonesjr

KEY TRANSACTIONS

- Originally drafted by Cincinnati in the fifth round (166th overall) of the 2012 draft
- Signed by Detroit as an unrestricted free agent on 3/16/16
- Signed with Jacksonville as an unrestricted free agent on 3/17/21

PRO

2021 (Jaguars)

- Voted a team captain for the 2021 season
- Jones has had a reception in 114 straight games, the sixth-longest active streak in the NFL
- Finished 2021 with 73 receptions for 832 yards and 4 touchdowns in 17 games (16 starts)
- **1/9 vs. IND:** Started at wide receiver and led the team in receptions (seven) and receiving yards (88)... Also had one receiving touchdown
- **12/12 at TEN:** Started for the 100th time in his career and recorded six receptions for 70 yards
- **10/17 vs. MIA:** Hauled in seven receptions for a team-high 100 yards and one touchdown, marking the 13th 100-yard receiving game of his career
- **9/19 vs. DEN:** Caught six passes for 55 yards, including a 25-yard TD on the team's opening drive
- **9/12 at HOU:** Started at wide receiver and had five receptions for 77 yards and one TD in his Jaguars debut

2020 (Lions)

- Recorded three 100-yard performances, tying his single-season career high... Appeared in 16 games (all starts) and finished with 76 receptions for 978 yards (12.9 avg.) and nine touchdowns
- **11/15 at WAS:** Recorded eight receptions for 96 yards (12.0 avg.) and one touchdown
- **12/6 at CHI:** Produced the 10th 100-yard game of his carer with eight receptions for 116 yards (14.5 avg.) and a touchdown
- **1/3/21 vs. MIN:** Registered eight receptions for 180 yards (22.5 avg.) and two touchdowns

2019 (Lions)

- Finished the season with 62 receptions for 779 yards and nine touchdowns, tying for fourth in the NFL for receiving touchdowns, despite being placed on IR in Week 15
- **9/22 at PHI:** Totaled six receptions for 101 yards (16.8 avg.), including the game-winning receiving touchdown
- **10/20 vs. MIN:** Set a career-high with 10 receptions for 93 yards (9.3 avg.) and tied a career high and franchise high with four receiving touchdowns, including three in the first half... It marked his second career game with four receiving touchdowns, joining Jerry Rice and Sterling Sharpe as the only players in NFL history with multiple four receiving touchdown games since 1950

2018 (Lions)

- Totaled 62 catches, 779 yards and nine touchdowns
- **10/28 vs. SEA:** Recorded seven receptions for 117 yards (16.7 avg.) and two touchdowns

2017 (Lions)

- Finished the year with 61 receptions, a career-high 1,101 yards and nine touchdowns
- **10/15 at NO:** Hauled in six receptions for 96 yards and one touchdown
- **10/ 29 vs. PIT:** Recorded 128 yards on six receptions and surpassed 3,000 career yards

2016 (Lions)

- In his first season with Detroit, totaled 930 receiving yards on 55 receptions
- **9/18 vs. TEN:** Recorded his second-career 100-yard receiving game by catching eight balls for 118 yards
- **9/ 25 GB:** His 205 receiving yards set a new career single-game high, including a career long 73-yard TD reception

2015 (Bengals)

- Rebounded from his season-ending injury in 2014 to start 13 of 16 games in his final season in Cincinnati
- Finished the season with career highs in receptions (65) and receiving yards (816) and also tallied four touchdowns

2014 (Bengals)

- Missed the first three games of the regular season with a foot injury
- Injured his ankle upon returning to practice in late September and was placed on Reserve/Injured for the remainder of the season

2013 (Bengals)

- Played in all 16 games (three starts) for the first time in his career, hauling in 51 receptions for 712 yards and a career-high 10 touchdowns
- **10/27 vs. NYJ:** Set a franchise record by racking up four touchdowns to go along with eight receptions for 122 yards

2012 (Bengals)

- As a rookie, appeared in 11 games with five starts and totaled 18 receptions for 201 yards and one touchdown
- Moved into a starting role during the season's final stretch, catching 10 passes for 110 yards over the final two games
- **12/30 vs. BAL:** Scored his first-career touchdown on an 11-yard pass from QB Andy Dalton

COLLEGE

- Played four seasons (2008-11) at California, seeing action in 43 games and had all 38 of his starts in his last three seasons
- His 156 career receptions tied for seventh in school history, his 2,270 yards ranked sixth and his 13 receiving touchdowns tied for eighth

PERSONAL

- Last offseason, commemorated Juneteenth by performing Lift Ev'ry Voice and Sing at the historic Ritz Theatre in Jacksonville
- Started learning spanish in 2016 and is now a fluent spanish speaker
- He began singing in his church choir at the age of three, and as he grew older, he was offered an opportunity to receive his own music deal
- Auditioned on American Idol in 2017
- He and his wife, Jasymn, have five children together Marvin III, Mareon, Murrell, Mya and Marlo
- Majored in African American Studies at California

MARVIN JONES JR.'S NFL REGULAR SEASON RUSHING/RECEIVING STATISTICS

				RECEIVING					RUSHING				
DATE	TEAM	GP	GS	NO.	YDS.	AVG.	LG	TD	NO.	YDS.	AVG.	LG	TD
2012	Bengals	11	5	18	201	11.2	23	1	3	47	15.7	37	0
2013	Bengals	16	3	51	712	14.0	45	10	8	65	8.1	34	0
2014	Bengals	0	0	0	0	0.0	0	0	0	0	0.0	0	0
2015	Bengals	16	13	65	816	12.6	47	4	5	33	6.6	30	0
2016	Lions	15	15	55	930	16.9	73t	4	1	3	3.0	3	0
2017	Lions	16	16	61	1,101	18.0	58	9	0	0	0.0	0	0
2018	Lions	9	9	35	508	14.5	39t	5	0	0	0.0	0	0
2019	Lions	13	11	62	779	12.6	47	9	2	0	0.0	4	0
2020	Lions	16	16	76	978	12.9	43t	9	0	0	0.0	0	0
2021	Jaguars	17	16	73	832	11.4	33	4	0	0	0.0	0	0
NFL TOTALS		**129**	**104**	**496**	**6,857**	**13.8**	**73T**	**55**	**19**	**148**	**7.8**	**37**	**0**

MARVIN JONES JR.'S NFL POSTSEASON RUSHING/RECEIVING STATISTICS

				RECEIVING					RUSHING				
DATE	TEAM	GP	GS	NO.	YDS.	AVG.	LG	TD	NO.	YDS.	AVG.	LG	TD
2012	Bengals	1	1	3	34	11.3	15	0	0	0	0.0	0	0
2013	Bengals	1	0	8	130	16.3	49	0	0	0	0.0	0	0
2015	Bengals	1	1	4	32	8.0	13	0	0	0	0.0	0	0
2016	Lions	1	1	4	81	20.3	30	0	0	0	0.0	0	0
NFL TOTALS		**4**	**3**	**19**	**277**	**14.6**	**49**	**0**	**0**	**0**	**0.0**	**0**	**0**

MARVIN JONES JR.'S NFL REGULAR SEASON RETURN STATISTICS

		KICKOFF RETURNS					PUNT RETURNS					
DATE	TEAM	RET.	YDS.	AVG.	LG	TD	NO.	FC	YDS.	AVG.	LG	TD
2012	Bengals	0	0	0.0	0	0	0	0	0	0.0	0	0
2013	Bengals	0	0	0.0	0	0	0	0	0	0.0	0	0
2014	Bengals	0	0	0.0	0	0	0	0	0	0.0	0	0
2015	Bengals	0	0	0.0	0	0	0	0	0	0.0	0	0
2016	Lions	0	0	0.0	0	0	0	0	0	0.0	0	0
2017	Lions	0	0	0.0	0	0	0	0	0	0.0	0	0
2018	Lions	0	0	0.0	0	0	0	0	0	0.0	0	0
2019	Lions	0	0	0.0	0	0	0	0	0	0.0	0	0
2020	Lions	0	0	0.0	0	0	0	0	0	0.0	0	0
2021	Jaguars	0	0	0.0	0	0	0	0	0	0.0	0	0
NFL TOTALS		**0**	**0**	**0.0**	**0**	**0**	**0**	**0**	**0**	**0.0**	**0**	**0**

MARVIN JONES JR.'S NFL POSTSEASON RETURN STATISTICS

		KICKOFF RETURNS					PUNT RETURNS					
DATE	TEAM	RET.	YDS.	AVG.	LG	TD	NO.	FC	YDS.	AVG.	LG	TD
2012	Bengals	0	0	0.0	0	0	0	0	0	0.0	0	0
2013	Bengals	0	0	0.0	0	0	0	0	0	0.0	0	0
2015	Bengals	0	0	0.0	0	0	0	0	0	0.0	0	0
2016	Lions	0	0	0.0	0	0	0	0	0	0.0	0	0
NFL TOTALS		**0**	**0**	**0.0**	**0**	**0**	**0**	**0**	**0**	**0.0**	**0**	**0**

SINGLE-GAME HIGHS: RUSHING/RECEIVING

Rush Attempts	2 vs. Minnesota Vikings, Dec 22, 2013 1 vs. Dallas Cowboys, Nov 17, 2019 ...16 more at 1.
Rushing Yards	37 vs. Dallas Cowboys, Dec 09, 2012 34 at Buffalo Bills, Oct 13, 2013
Longest Runs	37 vs. Dallas Cowboys, Dec 09, 2012 34 at Buffalo Bills, Oct 13, 2013
Receptions	10 at Tennessee Titans, Dec 20, 2020 10 vs. Minnesota Vikings, Oct 20, 2019
Receiving Yards	205 at Green Bay Packers, Sep 25, 2016 180 vs. Minnesota Vikings, Jan 03, 2021
Receiving Average	34.2 at Green Bay Packers, Sep 25, 2016 28.3 vs. Chicago Bears, Dec 16, 2017
Longest Receptions	73t at Green Bay Packers, Sep 25, 2016 58 vs. Chicago Bears, Dec 16, 2017
Receiving TDs	4 vs. Minnesota Vikings, Oct 20, 2019 4 vs. New York Jets, Oct 27, 2013
All-Purpose Yards	205 at Green Bay Packers, Sep 25, 2016 180 vs. Minnesota Vikings, Jan 03, 2021
Special Teams Tackles	2 vs. New England Patriots, Oct 06, 2013 1 at Buffalo Bills, Oct 13, 2013 ...1 more at 1.
Most TDs	4 vs. Minnesota Vikings, Oct 20, 2019 4 vs. New York Jets, Oct 27, 2013
Miscellaneous Tackles	1 at Tennessee Titans, Dec 12, 2021 1 vs. Minnesota Vikings, Jan 03, 2021 ...10 more at 1.

SINGLE-GAME HIGHS - POSTSEASON: RECEIVING

Receptions	8 vs. San Diego Chargers, Jan 05, 2014 4 at Seattle Seahawks, Jan 07, 2017 ...1 more at 4.
Receiving Yards	130 vs. San Diego Chargers, Jan 05, 2014 81 at Seattle Seahawks, Jan 07, 2017
Receiving Average	20.3 at Seattle Seahawks, Jan 07, 2017 16.3 vs. San Diego Chargers, Jan 05, 2014
Longest Receptions	49 vs. San Diego Chargers, Jan 05, 2014 30 at Seattle Seahawks, Jan 07, 2017
All-Purpose Yards	130 vs. San Diego Chargers, Jan 05, 2014 81 at Seattle Seahawks, Jan 07, 2017
Miscellaneous Tackles	1 vs. San Diego Chargers, Jan 05, 2014

100-YARD RECEIVING GAMES (13): REGULAR SEASON

DATE	TEAM	NO.	YDS.	AVG.	LG	TD
10/27/13	JETS	8	122	15.3	45	4
09/18/16	TITANS	8	118	14.8	47	0
09/25/16	at Packers	6	205	34.2	73t	2
10/29/17	STEELERS	6	128	21.3	43	0
11/06/17	at Packers	7	107	15.3	25t	2
11/23/17	VIKINGS	6	109	18.2	43t	2
10/28/18	SEAHAWKS	7	117	16.7	39t	2
09/22/19	at Eagles	6	101	16.8	27	1
11/03/19	at Raiders	8	126	15.8	47	1
12/06/20	at Bears	8	116	14.5	25t	1
12/20/20	at Titans	10	112	11.2	39	1
01/03/21	VIKINGS	8	180	22.5	43t	2
10/17/21	DOLPHINS	7	100	14.3	28t	1

100-YARD RECEIVING GAMES (1): POSTSEASON

DATE	TEAM	NO.	YDS.	AVG.	LG	TD
01/05/14	CHARGERS	8	130	16.3	49	0

2021 GAME-BY-GAME REGULAR-SEASON STATISTICS (JAGUARS)

			RECEIVING					RUSHING						
DATE	OPPONENT	P/S	NO.	YDS.	AVG.	LG	TD	NO.	YDS.	AVG.	LG	TD	W/L	SCORE
09/12	at Texans	S	5	77	15.4	33	1	0	0	0.0	0	0	L	21-37
09/19	Broncos	S	6	55	9.2	25t	1	0	0	0.0	0	0	L	13-23
09/26	Cardinals	S	6	62	10.3	14	0	0	0	0.0	0	0	L	19-31
09/30	at Bengals	P	3	24	8.0	10	0	0	0	0.0	0	0	L	21-24
10/10	Titans	S	1	25	25.0	25	0	0	0	0.0	0	0	L	19-37
10/17	Dolphins	S	7	100	14.3	28t	1	0	0	0.0	0	0	W	23-20
10/31	at Seahawks	S	5	35	7.0	13	0	0	0	0.0	0	0	L	7-31
11/07	Bills	S	3	21	7.0	12	0	0	0	0.0	0	0	W	9-6
11/14	at Colts	S	2	35	17.5	23	0	0	0	0.0	0	0	L	17-23
11/21	49ers	S	4	52	13.0	22	0	0	0	0.0	0	0	L	10-30
11/28	Falcons	S	4	43	10.8	21	0	0	0	0.0	0	0	L	14-21
12/05	at Rams	S	2	11	5.5	6	0	0	0	0.0	0	0	L	7-37
12/12	at Titans	S	6	70	11.7	31	0	0	0	0.0	0	0	L	0-20
12/19	Texans	S	2	14	7.0	9	0	0	0	0.0	0	0	L	16-30
12/26	at Jets	S	8	74	9.3	19	0	0	0	0.0	0	0	L	21-26
01/02	at Patriots	S	2	46	23.0	24	0	0	0	0.0	0	0	L	10-50
01/09	Colts	S	7	88	12.6	29	1	0	0	0.0	0	0	W	26-11
2021 TOTALS		**17-16**	**73**	**832**	**11.4**	**33**	**4**	**0**	**0**	**0.0**	**0**	**0**	**3-14**	

ARDEN KEY | 49

POSITION: OUTSIDE LINEBACKER
HT: 6-5 | **WT:** 240 | **DOB:** 5-3-1996
COLLEGE: LSU
HOMETOWN: COLLEGE PARK, GA.
ACQ: UFA (S.F.)-'22
EXP: 5th YEAR

@ardenkey

KEY TRANSACTIONS

- Orginally selected by Las Vegas in the third round (87th overall) of the 2018 Draft
- Signed by San Francisco as an unrestricted free agent on 4/23/21
- Signed by Jacksonville as an undrestrcited free agent on 3/30/22

PRO

2021 (49ers)

- Appeared in all 17 games and totaled 22 tackles (11 solo), 6.5 sacks and one pass defensed
- **11/15 vs. LAR:** Registered two tackles and 1.0 sack

2020 (Raiders)

- Saw action in 14 games and compiled 15 tackles, including two tackles for loss, 11 QB hits and two passes defensed

2019 (Raiders)

- Played in seven games and totaled four tackles and 2.0 sacks

2018 (Raiders)

- Appeared in all 16 contests and made 10 starts... Registered 30 total tackles and 1.0 sack

COLLEGE

- Played in 31 games making 27 starts in three seasons at LSU... Recorded 131 total tackles, 26.5 tackles for loss and 21.0 sacks
- Selected First-Team All SEC in 2016 after compiling 56 total tackles, 12.0 sacks and 14.5 tackles for loss.. His 12.0 sacks set the single-season LSU sack record

PERSONAL

- Attended Hapeville Charter Academy in Atlanta, Ga
- Son of Nicole Spencer and Arden Key Sr.
- Majored in interdisciplinary studies at LSU

ARDEN KEY'S NFL REGULAR SEASON DEFENSIVE STATISTICS

				TACKLES								INTERCEPTIONS					O. FUMB				ST				MISC	
DATE	TEAM	GP	GS	TK	S	A	TFL	YDS	SK	YDS	QBH	NO	YDS	LG	TD	PD	FF	FR	TD	YDS	TK	S	A	FF	FR	S	A
2018	Raiders	16	10	30	21	9	4	10	1.0	8.0	11	0	0	0	0	0	0	0	0	0	0	0	0	0	0	0	0
2019	Raiders	7	0	4	3	1	2	23	2.0	23.0	4	0	0	0	0	0	0	0	0	0	0	0	0	0	0	0	0
2020	Raiders	14	0	15	10	5	2	3	0.0	0.0	11	0	0	0	0	2	0	0	0	0	0	0	0	0	0	0	0
2021	49ers	17	0	22	11	11	5	38	6.5	51.5	17	0	0	0	0	1	0	0	0	0	0	0	0	0	0	0	0
NFL TOTALS		**54**	**10**	**71**	**45**	**26**	**13**	**74**	**9.5**	**82.5**	**43**	**0**	**0**	**0**	**0**	**3**	**0**	**0**	**0**	**0**	**0**	**0**	**0**	**0**	**0**	**0**

ARDEN KEY'S NFL POSTSEASON DEFENSIVE STATISTICS

				TACKLES								INTERCEPTIONS					O. FUMB				ST				MISC	
DATE	TEAM	GP	GS	TK	S	A	TFL	YDS	SK	YDS	QBH	NO	YDS	LG	TD	PD	FF	FR	TD	YDS	TK	S	A	FF	FR	S	A
2021	49ers	3	0	2	1	1	0	0	0.0	0.0	0	0	0	0	0	0	0	0	0	0	0	0	0	0	0	0	0
NFL TOTALS		**3**	**0**	**2**	**1**	**1**	**0**	**0**	**0.0**	**0.0**	**0**	**0**	**0**	**0**	**0**	**0**	**0**	**0**	**0**	**0**	**0**	**0**	**0**	**0**	**0**	**0**

SINGLE-GAME HIGHS: DEFENSIVE

Total Tackles 4 vs. Los Angeles Chargers, Nov 11, 2018
4 vs. Seattle Seahawks, Oct 14, 2018

Solo Tackles 4 vs. Seattle Seahawks, Oct 14, 2018
3 vs. Los Angeles Chargers, Nov 11, 2018

Sacks 1.0 vs. Houston Texans, Jan 02, 2022
1.0 vs. Atlanta Falcons, Dec 19, 2021
...6 more at 1.0.

Passes Defensed 1 at Philadelphia Eagles, Sep 19, 2021
1 vs. Buffalo Bills, Oct 04, 2020
...1 more at 1.

Tackles For Loss 1 vs. Houston Texans, Jan 02, 2022
1 vs. Atlanta Falcons, Dec 19, 2021
...11 more at 1.

SINGLE-GAME HIGHS - POSTSEASON: DEFENSIVE

Total Tackles 1 at Green Bay Packers, Jan 22, 2022
1 at Dallas Cowboys, Jan 16, 2022

Solo Tackles 1 at Dallas Cowboys, Jan 16, 2022

2021 GAME-BY-GAME REGULAR-SEASON STATISTICS (49ERS)

			TACKLES								INTERCEPTIONS					O. FUMB				ST					MISC			
DATE	OPPONENT	P/S	TK	S	A	SK	YDS	TFL	YDS	QBH	NO	YDS	LG	TD	PD	FF	FR	TD	YDS	TK	S	A	FF	FR	S	A	W/L	SCORE
09/12	at Lions	P	1	1	0	0.0	0.0	0	0	0	0	0	0	0	0	0	0	0	0	0	0	0	0	0	0	0	W	41-33
09/19	at Eagles	P	1	1	0	0.0	0.0	0	0	1	0	0	0	0	1	0	0	0	0	0	0	0	0	0	0	0	W	17-11
09/26	Packers	P	0	0	0	0.0	0.0	0	0	0	0	0	0	0	0	0	0	0	0	0	0	0	0	0	0	0	L	28-30
10/03	Seahawks	P	2	1	1	0.0	0.0	0	0	0	0	0	0	0	0	0	0	0	0	0	0	0	0	0	0	0	L	21-28
10/10	at Cardinals	P	1	0	1	0.0	0.0	0	0	0	0	0	0	0	0	0	0	0	0	0	0	0	0	0	0	0	L	10-17
10/24	Colts										NOT ON ROSTER																L	18-30
10/31	at Bears										NOT ON ROSTER																W	33-22
11/07	Cardinals										NOT ON ROSTER																L	17-31
11/15	Rams	P	2	2	0	1.0	8.0	1	8	1	0	0	0	0	0	0	0	0	0	0	0	0	0	0	0	0	W	31-10
11/21	at Jaguars	P	2	1	1	1.0	6.0	1	6	1	0	0	0	0	0	0	0	0	0	0	0	0	0	0	0	0	W	30-10
11/28	Vikings	P	2	0	2	0.0	0.0	0	0	0	0	0	0	0	0	0	0	0	0	0	0	0	0	0	0	0	W	34-26
12/05	at Seahawks	P	3	0	3	0.5	4.0	0	0	1	0	0	0	0	0	0	0	0	0	0	0	0	0	0	0	0	L	23-30
12/12	at Bengals	P	1	0	1	0.5	4.5	0	0	0	0	0	0	0	0	0	0	0	0	0	0	0	0	0	0	0	W	26-23+
12/19	Falcons	P	1	1	0	1.0	11.0	1	11	2	0	0	0	0	0	0	0	0	0	0	0	0	0	0	0	0	W	31-13
12/23	at Titans	P	1	0	1	0.0	0.0	0	0	1	0	0	0	0	0	0	0	0	0	0	0	0	0	0	0	0	L	17-20
01/02	Texans	P	1	1	0	1.0	9.0	1	9	4	0	0	0	0	0	0	0	0	0	0	0	0	0	0	0	0	W	23-7
01/09	at Rams	P	1	0	1	0.5	5.0	0	0	3	0	0	0	0	0	0	0	0	0	0	0	0	0	0	0	0	W	27-24+
2021 TOTALS		**14-0**	**19**	**8**	**11**	**5.5**	**47.5**	**4**	**34**	**14**	**0**	**0**	**0**	**0**	**1**	**0**	**0**	**0**	**0**	**0**	**0**	**0**	**0**	**0**	**0**	**0**	**10-7**	

+ - Overtime

2021 GAME-BY-GAME POSTSEASON STATISTICS (49ERS)

			TACKLES								INTERCEPTIONS					O. FUMB				ST					MISC			
DATE	OPPONENT	P/S	TK	S	A	SK	YDS	TFL	YDS	QBH	NO	YDS	LG	TD	PD	FF	FR	TD	YDS	TK	S	A	FF	FR	S	A	W/L	SCORE
01/16	at Cowboys	P	1	1	0	0.0	0.0	0	0	0	0	0	0	0	0	0	0	0	0	0	0	0	0	0	0	0	W	23-17
01/22	at Packers	P	1	0	1	0.0	0.0	0	0	0	0	0	0	0	0	0	0	0	0	0	0	0	0	0	0	0	W	13-10
01/30	at Rams	P	0	0	0	0.0	0.0	0	0	0	0	0	0	0	0	0	0	0	0	0	0	0	0	0	0	0	L	17-20
2021 TOTALS		**3-0**	**2**	**1**	**1**	**0.0**	**0.0**	**0**	**0**	**0**	**0**	**0**	**0**	**0**	**0**	**0**	**0**	**0**	**0**	**0**	**0**	**0**	**0**	**0**	**0**	**0**	**2-1**	



CHRISTIAN KIRK | 13

POSITION: WIDE RECEIVER
HT: 5-11 | **WT:** 200 | **DOB:** 11-16-1996
COLLEGE: TEXAS A&M
HOMETOWN: SCOTTSDALE, ARIZ.
ACQ: UFA (ARZ)-'22
EXP: 5th YEAR

@ckirk
@ckirk

KEY TRANSACTIONS

- Originally drafted by Arizona in the second round (47th overall) in the 2018 draft
- Signed by Jacksonville as an unrestricted free agent on 3/16/22

PRO

2021 (Cardinals)

- Appeared in every game, including 11 starts, for the first time in his career
- Led the team in receptions (77), receiving yards (982) and targets (103) for five TDs averaging 12.8 yards per catch
- **9/12 at TEN:** scored two TDs and gained 70 yards on five receptions, marked the fourth multiple-TD game of his career
- **9/26 at JAX:** caught seven passes for 104 yards (14.9 avg.), marked his fourth career 100-yard performance

2020 (Cardinals)

- Played in 14 games (10 starts) and posted 48 receptions for 621 yards and a career-high six TDs ... added 22 punt returns for 132 yards ...
- **9/20 vs. WAS:** Had two receptions for 57 yards including a 49-yard catch to extend a second quarter scoring drive
- **10/25 vs. SEA:** Had five receptions for 37 yards and two TDs, becoming just the fifth different player in franchise history to have multiple TD receptions in back-to-back games
- **11/8 vs. MIA:** Caught five passes for a season-high 123 yards and a 56-yard TD, marked his fifth-career TD reception of 50+ yards

2019 (Cardinals)

- Totaled 68 receptions for 709 yards and three TDs in 13 games (all starts) ... added 10 carries for 93 yards
- **9/15 at BAL:** had his first career 100-yard performance with a 114 yards on six receptions, joined Larry Fitzgerald as the first pair of Cardinals players with 100 receiving yards in a game since Fitzgerald (133) and Michael Floyd (101) vs. SF (11/13/16) ...
- **9/22 vs. CAR:** established a career high with 10 receptions and had a six-yard carry
- **12/8 vs. PIT:** Posted game-high marks with eight receptions for 85 yards, his 100th-career reception in his 22nd-career game against the Steelers, becoming the second-fastest player in franchise history to reach the milestone behind only Anquan Boldin (16 games)

2018 (Cardinals)

- Turned in a highly productive rookie campaign with 43 receptions for 590 yards and three TDs, three carries for 35 yards and 21 punt returns for 164 yards in 12 games (seven starts) prior to a season-ending foot injury
- Named to the PFWA All-Rookie team as a punt returner ...
- At the time of his injury, ranked second in the NFL in receptions (43) and third in receiving yards (590) among rookie WRs with TD catches of 75 and 59 yards, joined Giants RB Saquon Barkley (five), Browns RB Nick Chubb (two) and Falcons WR Calvin Ridley (two) as the only rookies with mutliple TD catches of 50+ yards

COLLEGE

- During his three seasons at Texas A&M, started 36 of 39 games played and totaled 234 receptions for 2,856 yards and 26 receiving TDs, 23 rushing attempts for 120 yards, 48 kickoff returns for 1,048 yards and a TD, and 37 punt returns for 814 yards and six TDs
- Despite playing just three seasons, fell just 29 receptions shy of breaking the SEC all-time receptions record (262 by Jordan Matthews) and 19 receptions shy of breaking the Aggies career receptions leader (252 by Ryan Swope)
- Earned first-team All-SEC honors as a return man and as an all-purpose player in both 2016 and 2017
- Named SEC Defensive Player of the Year, earned consensus First Team All American honors and was honored with the Bronco Nagurski Award, presented to the nation's top defensive player, as a senior in 2018
- Against New Mexico State in 2016, became the first player in A&M history with two punt return TDs in a game
- Left Texas A&M as the NCAA's career active leader in punt return average (22.0) and punt return TDs (6) ... his six career punt return TDs doubled the previous school career record

PERSONAL

- Attended Saguaro (Scottsdale, AZ) High School where he was named an All-American by Under Armour, MaxPreps and PrepStar and was the Gatorade Player of the Year in Arizona as a senior in 2014
- Majored in University Studies with a concentration in Business at the Mays Business School
- Created the "Kicks from Kirk" program which offered fans the opportunity to win a free pair of Adidas shoes each week courtesy of Kirk by submitting a write up of someone who has significantly impacted their lives... Kirk selected a winner each week as part of the contest
- In the 2019 offseason, he teamed with the Stabler Foundation to provide backpacks for the Sunshine Pack Drive to benefit the Arizona Children's Cancer Foundation. Kirk donated 400 backpacks and took part in an event to help collect arts and crafts, books, journals, games, headphones and other small goods to include in the packs for children

CHRISTIAN KIRK'S NFL REGULAR SEASON RUSHING/RECEIVING STATISTICS

				RECEIVING					RUSHING				
DATE	TEAM	GP	GS	NO.	YDS.	AVG.	LG	TD	NO.	YDS.	AVG.	LG	TD
2018	Cardinals	12	7	43	590	13.7	75t	3	3	35	11.7	23	0
2019	Cardinals	13	13	68	709	10.4	69t	3	10	93	9.3	28	0
2020	Cardinals	14	10	48	621	12.9	80t	6	2	3	1.5	3	0
2021	Cardinals	17	11	77	982	12.8	50	5	1	11	11.0	11	0
NFL TOTALS		**56**	**41**	**236**	**2,902**	**12.3**	**80T**	**17**	**16**	**142**	**8.9**	**28**	**0**

CHRISTIAN KIRK'S NFL POSTSEASON RUSHING/RECEIVING STATISTICS

				RECEIVING					RUSHING				
DATE	TEAM	GP	GS	NO.	YDS.	AVG.	LG	TD	NO.	YDS.	AVG.	LG	TD
2021	Cardinals	1	0	6	51	8.5	23	0	0	0	0.0	0	0
NFL TOTALS		**1**	**0**	**6**	**51**	**8.5**	**23**	**0**	**0**	**0**	**0.0**	**0**	**0**

CHRISTIAN KIRK'S NFL REGULAR SEASON RETURN STATISTICS

		KICKOFF RETURNS					PUNT RETURNS					
DATE	TEAM	RET.	YDS.	AVG.	LG	TD	NO.	FC	YDS.	AVG.	LG	TD
2018	Cardinals	0	0	0.0	0	0	21	17	164	7.8	44	0
2019	Cardinals	0	0	0.0	0	0	7	6	39	5.6	20	0
2020	Cardinals	1	20	20.0	20	0	22	10	132	6.0	24	0
2021	Cardinals	0	0	0.0	0	0	1	6	-5	-5.0	0	0
NFL TOTALS		**1**	**20**	**20.0**	**20**	**0**	**51**	**39**	**330**	**6.5**	**44**	**0**

CHRISTIAN KIRK'S NFL POSTSEASON RETURN STATISTICS

		KICKOFF RETURNS					PUNT RETURNS					
DATE	TEAM	RET.	YDS.	AVG.	LG	TD	NO.	FC	YDS.	AVG.	LG	TD
2021	Cardinals	0	0	0.0	0	0	1	1	0	0.0	0	0
NFL TOTALS		**0**	**0**	**0.0**	**0**	**0**	**1**	**1**	**0**	**0.0**	**0**	**0**

SINGLE-GAME HIGHS: RUSHING/RECEIVING

Rush Attempts 2 at Seattle Seahawks, Dec 22, 2019
1 vs. San Francisco 49ers, Oct 10, 2021
...13 more at 1.

Rushing Yards 28 vs. Cleveland Browns, Dec 15, 2019
23 at Green Bay Packers, Dec 02, 2018

Longest Runs 28 vs. Cleveland Browns, Dec 15, 2019
23 at Green Bay Packers, Dec 02, 2018

Receptions 10 vs. Carolina Panthers, Sep 22, 2019
9 at Detroit Lions, Dec 19, 2021

Receiving Yards 138 at Tampa Bay Buccaneers, Nov 10, 2019
123 vs. Miami Dolphins, Nov 08, 2020

Receiving Average 28.7 vs. Los Angeles Rams, Dec 13, 2021
28.3 at San Francisco 49ers, Oct 07, 2018

Longest Receptions 80t at Dallas Cowboys, Oct 19, 2020
75t at San Francisco 49ers, Oct 07, 2018

Receiving TDs 3 at Tampa Bay Buccaneers, Nov 10, 2019
2 at Tennessee Titans, Sep 12, 2021
...2 more at 2.

All-Purpose Yards 138 at Tampa Bay Buccaneers, Nov 10, 2019
119 vs. Miami Dolphins, Nov 08, 2020

Kickoff Returns 1 vs. Philadelphia Eagles, Dec 20, 2020

Kickoff Return Yards 20 vs. Philadelphia Eagles, Dec 20, 2020

Longest Kickoff Return 20 vs. Philadelphia Eagles, Dec 20, 2020

Fair Catches 5 vs. San Francisco 49ers, Oct 28, 2018
4 vs. Denver Broncos, Oct 18, 2018

Punt Return Yards 77 at New York Giants, Dec 13, 2020
44 vs. Washington Redskins, Sep 09, 2018

Longest Punt Return 44 vs. Washington Redskins, Sep 09, 2018
26 at Los Angeles Chargers, Nov 25, 2018

Punt Returns 6 at New York Giants, Dec 13, 2020
4 vs. Oakland Raiders, Nov 18, 2018

Punt Return Average 12.8 at New York Giants, Dec 13, 2020
9.5 vs. Oakland Raiders, Nov 18, 2018

Most TDs 3 at Tampa Bay Buccaneers, Nov 10, 2019
2 at Tennessee Titans, Sep 12, 2021
...2 more at 2.

Miscellaneous Tackles 1 vs. Pittsburgh Steelers, Dec 08, 2019
1 at Los Angeles Chargers, Nov 25, 2018
...1 more at 1.

SINGLE-GAME HIGHS - POSTSEASON: RUSHING/RECEIVING

Receptions 6 at Los Angeles Rams, Jan 17, 2022

Receiving Yards 51 at Los Angeles Rams, Jan 17, 2022

Receiving Average 8.5 at Los Angeles Rams, Jan 17, 2022

Longest Receptions 23 at Los Angeles Rams, Jan 17, 2022
8 at Los Angeles Rams, Jan 17, 2022

All-Purpose Yards 51 at Los Angeles Rams, Jan 17, 2022

Fair Catches 1 at Los Angeles Rams, Jan 17, 2022

Punt Returns 1 at Los Angeles Rams, Jan 17, 2022

100-YARD RECEIVING GAMES (4): REGULAR SEASON

DATE	TEAM	NO.	YDS.	AVG.	LG	TD
09/15/19	at Ravens	6	114	19.0	34	0
11/10/19	at Buccaneers	6	138	23.0	69t	3
11/08/20	DOLPHINS	5	123	24.6	56t	1
09/26/21	at Jaguars	7	104	14.9	33	0

2021 GAME-BY-GAME REGULAR-SEASON STATISTICS (CARDINALS)

			RECEIVING					RUSHING						
DATE	OPPONENT	P/S	NO.	YDS.	AVG.	LG	TD	NO.	YDS.	AVG.	LG	TD	W/L	SCORE
09/12	at Titans	P	5	70	14.0	26t	2	0	0	0.0	0	0	W	38-13
09/19	Vikings	S	3	65	21.7	35	0	0	0	0.0	0	0	W	34-33
09/26	at Jaguars	P	7	104	14.9	33	0	0	0	0.0	0	0	W	31-19
10/03	at Rams	S	1	5	5.0	5	0	0	0	0.0	0	0	W	37-20
10/10	49ers	S	5	39	7.8	9	0	1	11	11.0	11	0	W	17-10
10/17	at Browns	S	5	75	15.0	21t	1	0	0	0.0	0	0	W	37-14
10/24	Texans	P	4	50	12.5	19	1	0	0	0.0	0	0	W	31-5
10/28	Packers	S	4	46	11.5	29	0	0	0	0.0	0	0	L	21-24
11/07	at 49ers	S	6	91	15.2	50	0	0	0	0.0	0	0	W	31-17
11/14	Panthers	S	7	58	8.3	20	0	0	0	0.0	0	0	L	10-34
11/21	at Seahawks	S	2	25	12.5	14	0	0	0	0.0	0	0	W	23-13
12/05	at Bears	P	1	4	4.0	4	0	0	0	0.0	0	0	W	33-22
12/13	Rams	S	3	86	28.7	47	0	0	0	0.0	0	0	L	23-30
12/19	at Lions	S	9	94	10.4	26t	1	0	0	0.0	0	0	L	12-30
12/25	Colts	P	7	48	6.9	14	0	0	0	0.0	0	0	L	16-22
01/02	at Cowboys	P	6	79	13.2	43	0	0	0	0.0	0	0	W	25-22
01/09	Seahawks	S	2	43	21.5	35	0	0	0	0.0	0	0	L	30-38
2021 TOTALS		**17-11**	**77**	**982**	**12.8**	**50**	**5**	**1**	**11**	**11.0**	**11**	**0**	**11-6**	

2021 GAME-BY-GAME POSTSEASON STATISTICS (CARDINALS)

			RECEIVING					RUSHING						
DATE	OPPONENT	P/S	NO.	YDS.	AVG.	LG	TD	NO.	YDS.	AVG.	LG	TD	W/L	SCORE
01/17	at Rams	P	6	51	8.5	23	0	0	0	0.0	0	0	L	11-34
2021 TOTALS		**1-0**	**6**	**51**	**8.5**	**23**	**0**	**0**	**0**	**0.0**	**0**	**0**	**0-1**	

TREVOR LAWRENCE | 16

POSITION: QUARTERBACK
HT: 6-6 | **WT:** 220 | **DOB:** 10-6-1999
COLLEGE: CLEMSON
HOMETOWN: CARTERSVILLE, GA.
ACQ: D1-'21
EXP: 2nd YEAR

@Trevorlawrencee
@tlawrence16

KEY TRANSACTIONS

- Originally drafted by Jacksonville in the first round (1st overall) in the 2021 draft

PRO

2021 (Jaguars)

- Voted a team captain for the 2021 season
- Finished his rookie season 359-of-602 for 3,641 passing yards and 12 touchdowns... Also compiled 334 rushing yards on 73 attempts and two touchdowns
- **1/9 vs. IND:** Completed 23-of-32 passes for 223 yards and two TDs for a career-high passer rating of 111.8... Completed his first 12 passes of the game and capped off Jacksonville's first drive with a 2-yard TD pass to WR Laquon Treadwell
- **9/12 at HOU:** Finished his Jaguars and NFL debut 28-of-51 for 332 yards, 3 TDs and 3 INTs... Lawrence's 332 yards passing was the fourth-most by a rookie quarterback in their first start in NFL history... Lawrence is the only rookie in franchise history to throw for 300-plus yards and at least three TDs in a single game and is one of nine players in NFL history to throw for 300-plus yards and three TDs in their first career start

COLLEGE

- Started 36 of 40 games in three years at Clemson (2018-20)
- His career 34-2 record as a starter is the third-best winning percentage by a starting quarterback with at least 30 career starts since Division I split in 1978
- Completed 758-of-1138 career passes (66.6 percent) for 10,098 yards with 90 touchdowns
- Became the first quarterback in Atlantic Coast Conference history to win three ACC Championship games and was only the sixth quarterback in ACC history to record at least 10,000 career passing yards
- One of only 19 players in Clemson history to be a three-time All-ACC Academic Team honoree
- Holds Clemson career records in career winning percentage (.944), pass efficiency rating (164.3), yards per passing attempt (8.87) and tied for the most wins against Top 25 opponents (nine)
- 2018 ACC Rookie of the Year, ACC Offensive Rookie of the Year, Second-Team All-ACC, AP ACC Newcomer of the Year and All-ACC Academic selection
- 2019 First-team All-ACC selection and second straight All-ACC Academic selection
- 2020 voted ACC Player of the Year, ACC Offensive Player of the Year and First-Team All-ACC honoree

PERSONAL

- Lawrence was the first No. 1 overall selection in Jaguars history
- Married his longtime girlfriend, Marissa, on April 10, 2021 shortly before the 2021 NFL Draft
- One of 19 players in Clemson history to be a three-time All-ACC Academic Team honoree
- Brother Chase, 27, is an award-winning painter
- Started growing out his hair on a dare with three teammates during his freshman year of high school
- Has two dogs, Indi and Jones

TREVOR LAWRENCE'S NFL REGULAR SEASON PASSING STATISTICS

DATE	TEAM	GP	GS	ATT.	CMP.	PCT.	YDS	AVG.	TD	INT.	LG	SK	LST	RATE
2021	Jaguars	17	17	602	359	59.6	3,641	6.0	12	17	58	32	238	71.9
TOTALS		**17**	**17**	**602**	**359**	**59.6**	**3,641**	**6.0**	**12**	**17**	**58**	**32**	**238**	**71.9**

TREVOR LAWRENCE'S NFL REGULAR SEASON RUSHING STATISTICS

DATE	TEAM	NO.	YDS.	AVG.	LG	TD
2021	Jaguars	73	334	4.6	26	2
TOTALS		**73**	**334**	**4.6**	**26**	**2**

TREVOR LAWRENCE'S NFL REGULAR SEASON PASSING/RUSHING STATISTICS

				PASSING											RUSHING				
DATE	TEAM	GP	GS	ATT.	CMP.	PCT.	YDS	AVG.	TD	INT.	LG	SK	LST	RATE	NO.	YDS.	AVG.	LG	TD
2021	Jaguars	17	17	602	359	59.6	3,641	6.0	12	17	58	32	238	71.9	73	334	4.6	26	2
TOTALS		**17**	**17**	**602**	**359**	**59.6**	**3,641**	**6.0**	**12**	**17**	**58**	**32**	**238**	**71.9**	**73**	**334**	**4.6**	**26**	**2**

SINGLE-GAME HIGHS: QUARTERBACK

Pass Attempts	54 at Seattle Seahawks, Oct 31, 2021 51 at Houston Texans, Sep 12, 2021
Pass Completions	32 at Seattle Seahawks, Oct 31, 2021 28 at Houston Texans, Sep 12, 2021
Yards Passing	332 at Houston Texans, Sep 12, 2021 319 vs. Miami Dolphins, Oct 17, 2021
TD Passes	3 at Houston Texans, Sep 12, 2021 2 vs. Indianapolis Colts, Jan 09, 2022
Long Passes	58 vs. Tennessee Titans, Oct 10, 2021 52 at Cincinnati Bengals, Sep 30, 2021
Completion Percentage	71.9 vs. Indianapolis Colts, Jan 09, 2022 70.8 at Cincinnati Bengals, Sep 30, 2021
Passer Rating	111.8 vs. Indianapolis Colts, Jan 09, 2022 96.5 at Cincinnati Bengals, Sep 30, 2021
Rush Attempts	10 vs. Indianapolis Colts, Jan 09, 2022 8 at Cincinnati Bengals, Sep 30, 2021
Rushing Yards	39 vs. Atlanta Falcons, Nov 28, 2021 37 at New York Jets, Dec 26, 2021
Rushing Average	4.5 at Cincinnati Bengals, Sep 30, 2021 4.0 vs. Tennessee Titans, Oct 10, 2021
Longest Runs	26 at New York Jets, Dec 26, 2021 15 at New England Patriots, Jan 02, 2022
Rushing TDs	1 vs. Tennessee Titans, Oct 10, 2021 1 at Cincinnati Bengals, Sep 30, 2021

300-YARD PASSING GAMES (2): REGULAR SEASON

DATE	TEAM	NO.	YDS.	AVG.	LG	TD
09/12/21	at Texans	28	332	11.9	41t	3
10/17/21	DOLPHINS	25	319	12.8	29	1

2021 GAME-BY-GAME REGULAR-SEASON STATISTICS (JAGUARS)

			PASSING											RUSHING					
DATE	OPPONENT	P/S	ATT	CMP	YDS	PCT	Y/A	Y/C	TD	INT	LG	SK/YD	RATE	ATT	YDS	LG	TD	W/L	SCORE
09/12	at Texans	S	51	28	332	54.9	6.5	11.9	3	3	41t	1/13	70.1	1	-2	-2	0	L	21-37
09/19	Broncos	S	33	14	118	42.4	3.6	8.4	1	2	25t	1/4	37.2	2	21	11	0	L	13-23
09/26	Cardinals	S	34	22	219	64.7	6.4	10.0	1	2	25	3/17	68.1	6	27	10	0	L	19-31
09/30	at Bengals	S	24	17	204	70.8	8.5	12.0	0	0	52	1/2	96.5	8	36	11	1	L	21-24
10/10	Titans	S	33	23	273	69.7	8.3	11.9	1	1	58	2/17	92.1	7	28	8	1	L	19-37
10/17	Dolphins	S	41	25	319	61.0	7.8	12.8	1	0	29	2/7	93.4	2	11	12	0	W	23-20
10/31	at Seahawks	S	54	32	238	59.3	4.4	7.4	1	1	17	1/11	68.3	3	11	8	0	L	7-31
11/07	Bills	S	26	15	118	57.7	4.5	7.9	0	0	23	2/12	69.1	3	4	3	0	W	9-6
11/14	at Colts	S	35	16	162	45.7	4.6	10.1	0	0	24	3/10	59.5	5	33	12	0	L	17-23
11/21	49ers	S	25	16	158	64.0	6.3	9.9	0	0	22	3/12	81.8	3	23	10	0	L	10-30
11/28	Falcons	S	42	23	228	54.8	5.4	9.9	1	1	26	1/12	68.4	5	39	10	0	L	14-21
12/05	at Rams	S	28	16	145	57.1	5.2	9.1	0	0	28	2/9	71.3	4	10	9	0	L	7-37
12/12	at Titans	S	40	24	221	60.0	5.5	9.2	0	4	41	3/37	35.5	1	2	2	0	L	0-20
12/19	Texans	S	38	22	210	57.9	5.5	9.5	0	0	30	3/21	73.4	5	21	10	0	L	16-30
12/26	at Jets	S	39	26	280	66.7	7.2	10.8	0	0	25	1/28	87.6	6	37	26	0	L	21-26
01/02	at Patriots	S	27	17	193	63.0	7.1	11.4	1	3	40	2/20	57.1	2	16	15	0	L	10-50
01/09	Colts	S	32	23	223	71.9	7.0	9.7	2	0	29	1/6	111.8	10	17	8	0	W	26-11
2021 TOTALS		**17-17**	**602**	**359**	**3,641**	**59.6**	**6.0**	**10.1**	**12**	**17**	**58**	**32/238**	**71.9**	**73**	**334**	**26**	**2**	**3-14**	

WALKER LITTLE | 72

POSITION: OFFENSIVE LINEMAN
HT: 6-7 | **WT:** 325 | **DOB:** 4-1-1999
COLLEGE: STANFORD
HOMETOWN: HOUSTON, TEXAS
ACQ: D2-'21
EXP: 2nd YEAR

@walkerlittle45
@walker_little

KEY TRANSACTIONS

- Originally drafted by Jacksonville in the second round (45th overall) in the 2021 draft

PRO

2021 (Jaguars)

- **Appeared in nine games with three starts as a rookie**
- **1/9 vs. IND:** Started at left tackle and playd all 68 offensive snaps
- **11/7 vs. BUF:** Started at left tackle for the first time in his career and played all 61 offensive snaps... Replaced an injured Cam Robinson
- **10/17 vs. MIA:** Saw action on RB James Robinson's 1-yard touchdown run in the second quarter... Helped Robinson score a rushing TD in his fourth straight game

COLLEGE

- Started 13 games in 2018 and earned All-Pac 12 First Team honors as a sophomore in 2018 prior to missing the 2019 season (knee injury)
- Opted out of the 2020 season due to COVID-19
- Voted Pac-12 Freshman Co-Offensive Player of the year as well as All-Pac-12 honorable mention in 2017
- Helped Bryce Love set single-game school record with 301 rushing yards (vs. Arizona State) in third career start
- Stanford's first true freshman to start at left tackle since 2000 (Kirk Chambers)

PERSONAL

- Is one-quarter Jamaican from his maternal grandmother and has visited Jamaica throughout his high school and college years
- Led his high school (Episcopal) to a state title in 2014
- Grandfather, Gene Little, played football at Rice and professionally for the New York Giants
- Uncle, Jack Little, played football at Texas A&M and professionally for the Baltimore Colts

WALKER LITTLE'S NFL REGULAR SEASON STATISTICS

DATE	TEAM	GP	GS
2021	Jaguars	9	3
NFL TOTALS		**9**	**3**

2021 GAME-BY-GAME REGULAR-SEASON STATISTICS (JAGUARS)

DATE	OPPONENT	P/S		W/L	SCORE
09/12	at Texans		INACTIVE	L	21-37
09/19	Broncos		INACTIVE	L	13-23
09/26	Cardinals		RESERVE/COVID-19	L	19-31
09/30	at Bengals		RESERVE/COVID-19	L	21-24
10/10	Titans		DID NOT PLAY (NON-INJURY)	L	19-37
10/17	Dolphins	P		W	23-20
10/31	at Seahawks	P		L	7-31
11/07	Bills	S		W	9-6
11/14	at Colts		DID NOT PLAY (NON-INJURY)	L	17-23
11/21	49ers	P		L	10-30
11/28	Falcons		DID NOT PLAY (NON-INJURY)	L	14-21
12/05	at Rams	P		L	7-37
12/12	at Titans		DID NOT PLAY (NON-INJURY)	L	0-20
12/19	Texans	P		L	16-30
12/26	at Jets	P		L	21-26
01/02	at Patriots	S		L	10-50
01/09	Colts	S		W	26-11
2021 TOTALS		**9-3**		**3-14**	

DEVIN LLOYD | 33

POSITION: LINEBACKER
HT: 6-3 | **WT:** 235 | **DOB:** 9-30-1998
COLLEGE: UTAH
HOMETOWN: CHULA VISTA, CALIF.
ACQ: D1-'22
EXP: R

@DevinLloyd_
@devinlloyd_

KEY TRANSACTIONS

- Originally drafted by Jacksonville in the first round (27th overall) in the 2022 draft

COLLEGE

- 47 career games as a Ute with 32 starts
- 2021 Consensus All-America, the tenth such Ute in program history
- Finished his career with 43 tackles for loss, fourth-most in program history
- Tied for second-most TFLs in a season (22 in 2021)
- Finished the 2021 season as the only active Pac-12 player with three career interception return TDs
- One of six Utes all-time with three-plus career interception return TDs
- Three games in 2021 with a 90-plus grade by PFF, leading all linebackers nationally
- Ten career All-America accolades, including eight First Team honors in 2021
- Two-time Butkus Award Finalist (2020, 2021)

PERSONAL

- Son of Joe Lloyd and Ronyta Johnson
- Both his mother and his father served in the military
- Communications major
- Born in Kansas City

DEVIN LLOYD'S COLLEGE DEFENSIVE STATISTICS

				TACKLES								INTERCEPTIONS					FUMBLES		
DATE	TEAM	GP	GS	TK	S	A	TFL	YDS	SK	YDS	QBH	NO	YDS	LG	TD	PD	FF	FR	YDS
2018	Utah	14	0	6	3	3	0	0	0	0	0	0	0	0	0	0	0	0	0
2019	Utah	14	14	91	48	43	11	55	6.5	41	0	1	64	64	1	2	0	0	0
2020	Utah	14	13	110	65	45	22	97	8.0	60	2	4	36	34	0	6	0	1	0
2021	Utah	5	5	48	33	15	10	39	2.0	23	1	0	0	0	0	0	1	0	0
TOTALS		**47**	**32**	**255**	**149**	**106**	**43**	**191**	**16.5**	**124**	**3**	**5**	**100**	**98**	**1**	**8**	**1**	**1**	**0**

CHRIS MANHERTZ | 84

POSITION: TIGHT END
HT: 6-6 | **WT:** 260 | **DOB:** 4-10-1992
COLLEGE: CANISIUS
HOMETOWN: BRONX, N.Y.
ACQ: UFA (CAR)-'21
EXP: 7th YEAR

@C_Manhertz
@c_manhertz

KEY TRANSACTIONS

- Signed as a free agent by Buffalo on 12/30/14
- Signed as a free agent by New Orleans on 8/24/15
- Signed to practice squad by New Orleans on 9/7/15
- Claimed off waivers by Carolina on 10/17/16
- Signed two-year contract with Carolina on 1/29/19
- Signed as a free agent by Jacksonville on 3/17/21

PRO

2021 (Jaguars)

- Finished 2021 with six receptions for 71 yards and one touchdown in 16 games (10 starts)
- **9/26 vs. ARI:** Started at tight end and helped the offense rush for 159 yards on 29 attempts
- **9/12 at HOU:** Started at tight end and recorded one reception for 22 yards and a touchdown... Manhertz caught QB Trevor Lawrence's first career passing touchdown with 5:05 remaining in the second quarter

2020 (Panthers)

- Played in all 16 games making 12 starts
- Finished the season with six receptions for 52 yards

2019 (Panthers)

- Played in 15 games with six starts in 2019, primarily as a blocking tight end... Made one catch for 11 yards... Helped running back Christian McCaffrey rush for 1,387 yards, ranking third in the NFL

2018 (Panthers)

- Recorded first NFL touchdown on a career-long 50-yard reception from RB Christian McCaffrey

2017 (Panthers)

- Saw action in all 16 games in 2017 with four starts before landing on injured reserve prior to the playoffs... Made two receptions for 17 yards

2016 (Saints & Panthers)

- Played in four games for Carolina and an additional three games with two starts for New Orleans in 2016

COLLEGE

- Played basketball at Canisius
- Appeared in 116 games with 94 starts... Averaged 6.5 points and 6.8 rebounds per game... Finished career ranked fourth in school history with 789 rebounds
- Led the Golden Griffins in rebounding three consecutive seasons as sophomore (2011-12), junior (2012-13) and senior (2013-14)

PERSONAL

- Attended Cardinal Spellman HS in the Bronx, N.Y.
- Majored in health and wellness at Canisius
- Son, Chris Jr. was born shortly before the start of the 2021 season

CHRIS MANHERTZ'S NFL REGULAR SEASON RUSHING/RECEIVING STATISTICS

				RECEIVING					RUSHING				
DATE	TEAM	GP	GS	NO.	YDS.	AVG.	LG	TD	NO.	YDS.	AVG.	LG	TD
2016	Saints	3	2	0	0	0.0	0	0	0	0	0.0	0	0
					Went from **New Orleans** to **Carolina**.								
2016	Panthers	4	0	1	10	10.0	10	0	0	0	0.0	0	0
2016	TOTAL	7	2	1	10	10.0	10	0	0	0	0.0	0	0
2017	Panthers	16	4	2	17	8.5	11	0	0	0	0.0	0	0
2018	Panthers	16	4	2	52	26.0	50t	1	0	0	0.0	0	0
2019	Panthers	15	6	1	11	11.0	11	0	0	0	0.0	0	0
2020	Panthers	16	12	6	52	8.7	17	0	0	0	0.0	0	0
2021	Jaguars	17	10	6	71	11.8	22t	1	0	0	0.0	0	0
NFL TOTALS		**87**	**38**	**18**	**213**	**11.8**	**50T**	**2**	**0**	**0**	**0.0**	**0**	**0**

CHRIS MANHERTZ'S NFL POSTSEASON RUSHING/RECEIVING STATISTICS

				RECEIVING					RUSHING				
DATE	TEAM	GP	GS	NO.	YDS.	AVG.	LG	TD	NO.	YDS.	AVG.	LG	TD
2017	Panthers	0	0	0	0	0.0	0	0	0	0	0.0	0	0
NFL TOTALS		**0**	**0**	**0**	**0**	**0.0**	**0**	**0**	**0**	**0**	**0.0**	**0**	**0**

CHRIS MANHERTZ'S NFL REGULAR SEASON RETURN STATISTICS

		KICKOFF RETURNS					PUNT RETURNS					
DATE	TEAM	RET.	YDS.	AVG.	LG	TD	NO.	FC	YDS.	AVG.	LG	TD
2016	Saints	0	0	0.0	0	0	0	0	0	0.0	0	0
				Went from **New Orleans** to **Carolina**.								
2016	Panthers	0	0	0.0	0	0	0	0	0	0.0	0	0
2016	TOTAL	0	0	0.0	0	0	0	0	0	0.0	0	0
2017	Panthers	0	0	0.0	0	0	0	0	0	0.0	0	0
2018	Panthers	0	0	0.0	0	0	0	0	0	0.0	0	0
2019	Panthers	0	0	0.0	0	0	0	0	0	0.0	0	0
2020	Panthers	0	0	0.0	0	0	0	0	0	0.0	0	0
2021	Jaguars	0	0	0.0	0	0	0	0	0	0.0	0	0
NFL TOTALS		**0**	**0**	**0.0**	**0**	**0**	**0**	**0**	**0**	**0.0**	**0**	**0**

CHRIS MANHERTZ'S NFL POSTSEASON RETURN STATISTICS

		KICKOFF RETURNS					PUNT RETURNS					
DATE	TEAM	RET.	YDS.	AVG.	LG	TD	NO.	FC	YDS.	AVG.	LG	TD
2017	Panthers	0	0	0.0	0	0	0	0	0	0.0	0	0
NFL TOTALS		**0**	**0**	**0.0**	**0**	**0**	**0**	**0**	**0**	**0.0**	**0**	**0**

SINGLE-GAME HIGHS: RECEIVING

Receptions 1 vs. Houston Texans, Dec 19, 2021
1 vs. Atlanta Falcons, Nov 28, 2021
...16 more at 1.

Receiving Yards 50 vs. New Orleans Saints, Dec 17, 2018
22 at Houston Texans, Sep 12, 2021

Longest Receptions 50t vs. New Orleans Saints, Dec 17, 2018
22t at Houston Texans, Sep 12, 2021

Receiving TDs 1 at Houston Texans, Sep 12, 2021
1 vs. New Orleans Saints, Dec 17, 2018

All-Purpose Yards 50 vs. New Orleans Saints, Dec 17, 2018
22 at Houston Texans, Sep 12, 2021

Most TDs 1 at Houston Texans, Sep 12, 2021
1 vs. New Orleans Saints, Dec 17, 2018

2021 GAME-BY-GAME REGULAR-SEASON STATISTICS (JAGUARS)

				RECEIVING					RUSHING						
DATE	OPPONENT	P/S	NO.	YDS.	AVG.	LG	TD	NO.	YDS.	AVG.	LG	TD	W/L	SCORE
09/12	at Texans	S	1	22	22.0	22t	1	0	0	0.0	0	0	L	21-37
09/19	Broncos	S	0	0	0.0	0	0	0	0	0.0	0	0	L	13-23
09/26	Cardinals	S	0	0	0.0	0	0	0	0	0.0	0	0	L	19-31
09/30	at Bengals	S	1	7	7.0	7	0	0	0	0.0	0	0	L	21-24
10/10	Titans	S	0	0	0.0	0	0	0	0	0.0	0	0	L	19-37
10/17	Dolphins	S	1	11	11.0	11	0	0	0	0.0	0	0	W	23-20
10/31	at Seahawks	P	0	0	0.0	0	0	0	0	0.0	0	0	L	7-31
11/07	Bills	P	1	9	9.0	9	0	0	0	0.0	0	0	W	9-6
11/14	at Colts	S	0	0	0.0	0	0	0	0	0.0	0	0	L	17-23
11/21	49ers	P	0	0	0.0	0	0	0	0	0.0	0	0	L	10-30
11/28	Falcons	S	1	11	11.0	11	0	0	0	0.0	0	0	L	14-21
12/05	at Rams	S	0	0	0.0	0	0	0	0	0.0	0	0	L	7-37
12/12	at Titans	P	0	0	0.0	0	0	0	0	0.0	0	0	L	0-20
12/19	Texans	P	1	11	11.0	11	0	0	0	0.0	0	0	L	16-30
12/26	at Jets	P	0	0	0.0	0	0	0	0	0.0	0	0	L	21-26
01/02	at Patriots	P	0	0	0.0	0	0	0	0	0.0	0	0	L	10-50
01/09	Colts	S	0	0	0.0	0	0	0	0	0.0	0	0	W	26-11
2021 TOTALS		**17-10**	**6**	**71**	**11.8**	**22T**	**1**	**0**	**0**	**0.0**	**0**	**0**	**3-14**	

ROSS MATISCIK | 46

POSITION: LONG SNAPPER
HT: 6-0 | **WT:** 240 | **DOB:** 9-13-1996
COLLEGE: BAYLOR
HOMETOWN: MCKINNEY, TEXAS
ACQ: FA-'20
EXP: 3rd YEAR

@rossmatiscik
@ross_matiscik

KEY TRANSACTIONS

- Originally signed by Jacksonville as a rookie free agent on 4/28/20

PRO

2021 (Jaguars)

- Handled long snapping duties in all 17 games in 2021
- **10/17 vs. MIA:** Handled long snapping duties, helping K Matthew Wright convert on the game-tying 54-yard and game-winning 53-yard field goals
- **9/19 vs. DEN:** Served as team's long snapper and recorded one special teams tackle on a punt return

2020 (Jaguars)

- Handled the team's long snapping duties in all 16 games on the season
- **9/13 vs. IND:** Served as the team's long snapper in NFL debut

COLLEGE

- Appeared in 52 games throughout his college career, seeing time as a longsnapper for punts and place kicks, while also appearing at linebacker
- Played in 14 games in 2019, snapping on all punts and kicks and made 13 tackles, including 1.0 sack
- Served as the team's longsnapper for all 13 games and made 11 tackles on defense in 2018
- Played in 12 games as a sophomore in 2017 and totaled four tackles, one fumble recovery and one forced fumble
- Played in 12 games as a freshman and served as the primary long snapper

PERSONAL

- Attended McKinney Boyd (McKinney, Texas) High School and was a 2014 all-state selection at linebacker
- Father, Marty, played football at Bowling Green
- Brother, Paine, played football at Rice

ROSS MATISCIK'S NFL REGULAR SEASON STATISTICS

DATE	TEAM	GP
2020	Jaguars	16
2021	Jaguars	17
NFL TOTALS		**33**

2021 GAME-BY-GAME REGULAR-SEASON STATISTICS (JAGUARS)

DATE	OPPONENT		W/L	SCORE
09/12	at Texans	P	L	21-37
09/19	Broncos	P	L	13-23
09/26	Cardinals	P	L	19-31
09/30	at Bengals	P	L	21-24
10/10	Titans	P	L	19-37
10/17	Dolphins	P	W	23-20
10/31	at Seahawks	P	L	7-31
11/07	Bills	P	W	9-6
11/14	at Colts	P	L	17-23
11/21	49ers	P	L	10-30
11/28	Falcons	P	L	14-21
12/05	at Rams	P	L	7-37
12/12	at Titans	P	L	0-20
12/19	Texans	P	L	16-30
12/26	at Jets	P	L	21-26
01/02	at Patriots	P	L	10-50
01/09	Colts	P	W	26-11
2021 TOTALS		**17**	**3-14**	

CHAD MUMA | 48

POSITION: LINEBACKER
HT: 6-3 | **WT:** 239 | **DOB:** 8-18-1999
COLLEGE: WYOMING
HOMETOWN: LONE TREE, COLO.
ACQ: D3-'22
EXP: R

@chad_muma
@ chad_muma

KEY TRANSACTIONS

- Originally drafted by Jacksonville in the third round (70th overall) in the 2022 draft

COLLEGE

- Named 2021 Second Team All American by both the Walter Camp Football Foundation and Pro Football Focus (PFF)
- 2021 Third Team All merica selection by Associated Press
- One of only six national finalists for this year's Butkus Award, honoring the nation's best linebacker, and he was one of 18 national semifinalists for the Chuck Bednarik Award, recognizing the nation's outstanding defensive player
- Ranked No. 3 in the nation in solo tackles (6.5 per game) and ranked No. 4 in the nation in total tackles (10.9 per game) for the 2021 season
- Tied for No. 2 in the nation in interceptions returned for touchdowns, with two "Pick Sixes" on the year
- Credited with 142 tackles for the 2021 season, which ranks as the fourth best singleâ€ eason total in school history
- Tallied 267 career total tackles
- Elected a team captain as both a junior and senior at Wyoming

PERSONAL

- Nearing completion of his bachelor's degree in mechanical engineering
- Named to the National Football Foundation Hampshire Honor Society in 2022 and earned Academic Allâ€ ountain West Conference honors four consecutive years
- The son of former Wyoming Cowboy Ty Muma, who lettered for the Cowboys in 1990 and '91

CHAD MUMA'S COLLEGE DEFENSIVE STATISTICS

				TACKLES								INTERCEPTIONS					FUMBLES		
DATE	TEAM	GP	GS	TK	S	A	TFL	YDS	SK	YDS	QBH	NO	YDS	LG	TD	PD	FF	FR	YDS
2018	Wyoming	2	0	2	1	1	0	0	0	0	0	0	0	0	0	0	0	0	0
2019	Wyoming	13	13	51	28	23	3	10	1	8	1	0	0	0	0	1	0	0	0
2020	Wyoming	5	5	61	27	34	4.5	10	0	0	0	0	0	0	0	1	1	1	0
2021	Wyoming	13	13	142	85	57	8	21	1.5	10	2	3	45	45	2	1	0	1	0
TOTALS		**33**	**31**	**256**	**141**	**115**	**15.5**	**41**	**2.5**	**18**	**3**	**3**	**45**	**45**	**2**	**3**	**1**	**2**	**0**

FOYESADE OLUOKUN | 23

POSITION: LINEBACKER
HT: 6-2 | **WT:** 230 | **DOB:** 8-2-1995
COLLEGE: YALE
HOMETOWN: ST. LOUIS, MO.
ACQ: UFA (ATL)-'22
EXP: 5th YEAR

@foyelicious
@foyelicious

KEY TRANSACTIONS

- Originally drafted by Atlanta in the sixth round (200th overall) of the 2018 draft
- Signed by Jacksonville as an unrestricted free agent on 3/16/22

PRO

2021 (Falcons)

- Started all 17 games totaling 192 total tackles (102 solo), four tackles for loss, seven quarterback hits, one forced fumble, 2.0 sacks, three interceptions and six passes defensed
- In 2021, led the NFL in tackles (192) and also set new single-season career-highs in passes defensed (six), interceptions (three)
- **9/26 at NYG:** Matched his career-high with 14 total tackles (nine solo), one tackle for loss and one quarterback hit in Week 3 vs. the New York Giants

2020 (Falcons)

- Set single-season career-highs in sacks (3.0), forced fumbles (four) and quarterback hits (nine) in 15 games with 15 starts in 2020
- **11/8 vs. DEN:** Recorded 10 tackles and 1.0 sack

2019 (Falcons)

- Recorded 56 tackles (32 solo), two tackles for loss and six special teams tackles in 16 games in 2019

2018 (Falcons)

- During rookie campaign, played in 16 games with seven starts, tallying 89 tackles (50 solo), two tackles for loss, two QB hits, one pass defensed and one special teams tackle

COLLEGE

- Played in 42 total games for the Bulldogs and tallied 271 total tackles, 13.5 tackles for loss, and four interceptions
- Made 75 total stops in 2016, earning Ivy League Honor Roll in games against Cornell and Princeton
- Played in just three games before suffering an injury in 2015. Blocked two FG attempts with eight tackles and two pass breakups
- Earned second-team All-Ivy League honors after playing in all 10 games and tallying a team-high 79 total tackles (36 solo) with two interceptions, one blocked kick, two pass breakups, and 1.5 tackles for a loss in 2014
- Named a second-team All-Ivy League performer after starting all 10 games during his freshman season... Received Yale's Charles Loftus Award for the most valuable freshman, posting 59 tackles, one tackle for loss, and four pass breakups

PERSONAL

- Named all-league, all-district, and first-team all-state during his senior year at Johns Burroughs High School
- Earned eight varsity letters between football and basketball and was a team captain, all-league, and all-district in basketball
- Played high school football with Dallas Cowboys running back Ezekiel Elliott
- In 2019, he served as a celebrity chef at a March of Dimes fundraiser at the College Football Hall of Fame
- https://www.foyeoluokun.com/ (Has his own clothing line and website)

FOYESADE OLUOKUN'S NFL REGULAR SEASON DEFENSIVE STATISTICS

				TACKLES								INTERCEPTIONS					O. FUMB				ST					MISC	
DATE	TEAM	GP	GS	TK	S	A	TFL	YDS	SK	YDS	QBH	NO	YDS	LG	TD	PD	FF	FR	TD	YDS	TK	S	A	FF	FR	S	A
2018	Falcons	16	7	89	55	34	2	4	0.0	0.0	2	0	0	0	0	1	1	0	0	0	2	1	1	0	0	0	0
2019	Falcons	16	3	56	32	24	2	3	0.0	0.0	0	0	0	0	0	0	1	0	0	0	6	4	2	0	0	0	0
2020	Falcons	15	15	117	78	39	4	18	3.0	19.0	9	2	65	51	0	4	4	1	0	0	0	0	0	0	0	0	0
2021	Falcons	17	17	192	102	90	4	19	2.0	14.0	7	3	80	56	0	6	1	0	0	0	0	0	0	0	0	0	0
NFL TOTALS		**64**	**42**	**454**	**267**	**187**	**12**	**44**	**5.0**	**33.0**	**18**	**5**	**145**	**56**	**0**	**11**	**7**	**1**	**0**	**0**	**8**	**5**	**3**	**0**	**0**	**0**	**0**

SINGLE-GAME HIGHS: DEFENSIVE

Total Tackles 16 vs. Carolina Panthers, Oct 31, 2021
15 vs. Tampa Bay Buccaneers, Dec 05, 2021

Solo Tackles 12 vs. Carolina Panthers, Oct 11, 2020
10 vs. Carolina Panthers, Oct 31, 2021

Sacks 1.0 vs. New England Patriots, Nov 18, 2021
1.0 vs. Washington Football Team, Oct 03, 2021
...3 more at 1.0.

Passes Defensed 2 at Buffalo Bills, Jan 02, 2022
1 vs. Detroit Lions, Dec 26, 2021
...8 more at 1.

Forced Fumbles 3 at Dallas Cowboys, Sep 20, 2020
1 at Tampa Bay Buccaneers, Sep 19, 2021
...3 more at 1.

Fumble Recoveries 1 at New Orleans Saints, Nov 22, 2020

Tackles For Loss 1 vs. Detroit Lions, Dec 26, 2021
1 vs. New England Patriots, Nov 18, 2021
...10 more at 1.

Interceptions 1 at Buffalo Bills, Jan 02, 2022
1 vs. Detroit Lions, Dec 26, 2021
...3 more at 1.

Interception Return Yards 56 at Miami Dolphins, Oct 24, 2021
51 at Kansas City Chiefs, Dec 27, 2020

Special Teams Tackles 2 vs. Los Angeles Rams, Oct 20, 2019
1 vs. Carolina Panthers, Dec 08, 2019
...5 more at 1.

2021 GAME-BY-GAME REGULAR-SEASON STATISTICS (FALCONS)

			TACKLES								INTERCEPTIONS					O. FUMB				ST					MISC			
DATE	OPPONENT	P/S	TK	S	A	SK	YDS	TFL	YDS	QBH	NO	YDS	LG	TD	PD	FF	FR	TD	YDS	TK	S	A	FF	FR	S	A	W/L	SCORE
09/12	Eagles	S	8	4	4	0.0	0.0	0	0	1	0	0	0	0	0	0	0	0	0	0	0	0	0	0	0	0	L	6-32
09/19	at Buccaneers	S	9	4	5	0.0	0.0	0	0	0	0	0	0	0	0	1	0	0	0	0	0	0	0	0	0	0	L	25-48
09/26	at Giants	S	14	9	5	0.0	0.0	1	3	1	0	0	0	0	0	0	0	0	0	0	0	0	0	0	0	0	W	17-14
10/03	Football Team	S	12	6	6	1.0	0.0	0	0	2	0	0	0	0	1	0	0	0	0	0	0	0	0	0	0	0	L	30-34
10/10	Jets	S	5	2	3	0.0	0.0	0	0	0	0	0	0	0	0	0	0	0	0	0	0	0	0	0	0	0	W	27-20
10/24	at Dolphins	S	13	8	5	0.0	0.0	0	0	0	1	56	56	0	1	0	0	0	0	0	0	0	0	0	0	0	W	30-28
10/31	Panthers	S	16	10	6	0.0	0.0	0	0	1	0	0	0	0	0	0	0	0	0	0	0	0	0	0	0	0	L	13-19
11/07	at Saints	S	9	3	6	0.0	0.0	0	0	1	0	0	0	0	0	0	0	0	0	0	0	0	0	0	0	0	W	27-25
11/14	at Cowboys	S	14	7	7	0.0	0.0	1	0	0	0	0	0	0	0	0	0	0	0	0	0	0	0	0	0	0	L	3-43
11/18	Patriots	S	10	4	6	1.0	14.0	1	14	1	0	0	0	0	0	0	0	0	0	0	0	0	0	0	0	0	L	0-25
11/28	at Jaguars	S	10	5	5	0.0	0.0	0	0	0	0	0	0	0	0	0	0	0	0	0	0	0	0	0	0	0	W	21-14
12/05	Buccaneers	S	15	8	7	0.0	0.0	0	0	0	0	0	0	0	0	0	0	0	0	0	0	0	0	0	0	0	L	17-30
12/12	at Panthers	S	7	3	4	0.0	0.0	0	0	0	0	0	0	0	1	0	0	0	0	0	0	0	0	0	0	0	W	29-21
12/19	at 49ers	S	10	7	3	0.0	0.0	0	0	0	0	0	0	0	0	0	0	0	0	0	0	0	0	0	0	0	L	13-31
12/26	Lions	S	14	8	6	0.0	0.0	1	2	0	1	6	6	0	1	0	0	0	0	0	0	0	0	0	0	0	W	20-16
01/02	at Bills	S	13	7	6	0.0	0.0	0	0	0	1	18	18	0	2	0	0	0	0	0	0	0	0	0	0	0	L	15-29
01/09	Saints	S	13	7	6	0.0	0.0	0	0	0	0	0	0	0	0	0	0	0	0	0	0	0	0	0	0	0	L	20-30
2021 TOTALS		**17-17**	**192**	**102**	**90**	**2.0**	**14.0**	**4**	**19**	**7**	**3**	**80**	**56**	**0**	**6**	**1**	**0**	**0**	**0**	**0**	**0**	**0**	**0**	**0**	**0**	**7-10**	

RILEY PATTERSON | 10

POSITION: KICKER
HT: 6-0 | **WT:** 190 | **DOB:** 9-7-1999
COLLEGE: MEMPHIS
HOMETOWN: EDWARDSVILLE, ILL.
ACQ: W (DET)-'22
EXP: 2nd YEAR

KEY TRANSACTIONS

- Originally signed as a rookie free agent by Minnesota on 5/5/21
- Signed to to New England's practice squad on 10/19/21
- Signed by Detroit on 11/16/21
- Claimed off of waivers by Jacksonville on 8/31/22

PRO

2021 (Lions)

- Appeared in seven games for the Lions
- Converted 10-straight field goals to start his career in 2021
- **12/26/21 vs. ARZ:** Converted 3-of-3 field goal attempts and made his only extra point opportunity... Was named NFC Special Teams Plaer of the Week

COLLEGE

- Played four seasons at Memphis, where he went 64-83 (77.1%) on field-goal attempts with a career-long of 56 yards and went 240-246 (97.6%) on point-after tries, accruing 432 points
- Patterson ranks second in Memphis history in field-goal percentage (77.1%) and points (432)... He also ranks third in program history in field-goals made (64) and field-goals attempted (83)

PERSONAL

- Attended Edwardsville (Ill.) High School, where he earned First-Team All-Southwestern Conference honors and named to the St. Louis Post-Dispatch All-Metro Third-Team in 2016.
- Ranked as the fourth-best kicker in the 2017 high school recruiting class by Kohl's Kicking and Punting
- Interned with St. Jude in their Sports Marketing department in the summer of 2019
- Son of Kevin and Tracy Patterson

RILEY PATTERSON'S NFL REGULAR SEASON KICKING STATISTICS

DATE	TEAM	GP	FGM	FGA	PCT.	LG	XP	XPA	PCT.	BLK	PTS
2021	Patriots	0	0	0	0.0	0	0	0	0.0	0	0
				Went from **New England** to **Detroit**.							
2021	Lions	7	13	14	92.9	49	16	16	100.0	0	55
2021	TOTAL	7	13	14	92.9	49	16	16	100.0	0	55
NFL TOTALS		**7**	**13**	**14**	**92.9**	**49**	**16**	**16**	**100.0**	**0**	**55**

RILEY PATTERSON'S NFL REGULAR SEASON FIELD-GOAL ACCURACY STATISTICS

DATE	TEAM	1-19	PCT.	20-29	PCT.	30-39	PCT.	40-49	PCT.	50+	PCT.
2021	Patriots	0-0	0.0	0-0	0.0	0-0	0.0	0-0	0.0	0-0	0.0
				Went from **New England** to **Detroit**.							
2021	Lions	0-0	0.0	3-3	100.0	6-6	100.0	4-4	100.0	0-1	0.0
2021	TOTAL	0-0	0.0	3-3	100.0	6-6	100.0	4-4	100.0	0-1	0.0
NFL TOTALS		**0-0**	**0.0**	**3-3**	**100.0**	**6-6**	**100.0**	**4-4**	**100.0**	**0-1**	**0.0**

SINGLE-GAME HIGHS: KICKER

Field Goals Made	3 vs. Green Bay Packers, Jan 09, 2022 3 at Atlanta Falcons, Dec 26, 2021 ...2 more at 3.	**PATs Made**	4 vs. Green Bay Packers, Jan 09, 2022 3 at Seattle Seahawks, Jan 02, 2022 ...1 more at 3.
Field Goal Attempts	3 vs. Green Bay Packers, Jan 09, 2022 3 at Atlanta Falcons, Dec 26, 2021 ...2 more at 3.	**PAT Attempts**	4 vs. Green Bay Packers, Jan 09, 2022 3 at Seattle Seahawks, Jan 02, 2022 ...1 more at 3.
Longest Field Goals Made	49 vs. Minnesota Vikings, Dec 05, 2021 47 vs. Arizona Cardinals, Dec 19, 2021	**Points**	13 vs. Green Bay Packers, Jan 09, 2022 12 vs. Arizona Cardinals, Dec 19, 2021
Longest Field Goals Attempt	55 at Seattle Seahawks, Jan 02, 2022	**Special Teams Tackles**	1 at Seattle Seahawks, Jan 02, 2022

2021 GAME-BY-GAME REGULAR-SEASON STATISTICS (PATRIOTS/LIONS)

			FIELD GOALS				EXTRA POINTS						
DATE	OPPONENT		FGM	FGA	PCT	LG	XP	XPA	PCT	BLK	PTS	W/L	SCORE
09/12	Dolphins					NOT ON ROSTER						L	16-17
09/19	at Jets					NOT ON ROSTER						W	25-6
09/26	Saints					NOT ON ROSTER						L	13-28
10/03	Buccaneers					NOT ON ROSTER						L	17-19
10/10	at Texans					NOT ON ROSTER						W	25-22
10/17	Cowboys					NOT ON ROSTER						L	29-35+
10/24	Jets					PRACTICE SQUAD						W	54-13
10/31	at Chargers					PRACTICE SQUAD						W	27-24
11/07	at Panthers					PRACTICE SQUAD						W	24-6
11/14	Browns					PRACTICE SQUAD						W	45-7
						Went from **Patriots** to **Lions**.							
11/21	at Browns					ON INACTIVE LIST						L	10-13
11/25	Bears	P	0	0	0.0	0	2	2	100.0	0	2	L	14-16
12/05	Vikings	P	3	3	100.0	49	2	2	100.0	0	11	W	29-27
12/12	at Broncos	P	1	1	100.0	36	1	1	100.0	0	4	L	10-38
12/19	Cardinals	P	3	3	100.0	47	3	3	100.0	0	12	W	30-12
12/26	at Falcons	P	3	3	100.0	37	1	1	100.0	0	10	L	16-20
01/02	at Seahawks	P	0	1	0.0	0	3	3	100.0	0	3	L	29-51
01/09	Packers	P	3	3	100.0	36	4	4	100.0	0	13	W	37-30
2021 TOTALS		**7**	**13**	**14**	**92.9**	**49**	**16**	**16**	**100.0**	**0**	**55**	**9-9**	

+ - Overtime

KENDRIC PRYOR | 14

POSITION: WIDE RECEIVER
HT: 5-11 | **WT:** 189 | **DOB:** 1-6-1998
COLLEGE: WISCONSIN
HOMETOWN: HAZEL CREST, ILL.
ACQ: W (CIN)-'22
EXP: R

KEY TRANSACTIONS

- Originally singed by Cincinnati on 5/13/22
- Waived by Cincinnati on 8/30/22
- Claimed off waivers by Jacksonville on 8/31/22

COLLEGE

- Was on the Senior Bowl Watch List
- Played in 53 games with 37 starts at wide receiver
- Recorded 99 catches for 1,265 yards and seven touchdowns
- Rushed for 409 yards and five touchdowns on 40 rushing attempts

PERSONAL

- Majored in Life Sciences Communication and Community and Environmental Sociology

SHAQUILLE QUARTERMAN | 50

POSITION: LINEBACKER
HT: 6-0 | **WT:** 240 | **DOB:** 10-28-1997
COLLEGE: MIAMI (FLA.)
HOMETOWN: ORANGE PARK, FLA.
ACQ: D4-'20
EXP: 3rd YEAR

@OgBoobie_Shaq
shaq_da_gr8

KEY TRANSACTIONS

- Originally drafted by Jacksonville in the fourth round (140th overall) of the 2020 draft

PRO

2021 (Jaguars)

- Appeared in all 17 games and posted 25 tackles from scrimmage and five special teams tackles
- **1/2 at N.E.:** Saw action on defense and posted six total tackles (four solo)
- **12/26 at NYJ:** Saw action on defense and special teams... Finished the game with four total tackles (two solo)
- **11/28 vs. ATL:** Saw action on defense and special teams... Recorded five total tackles (three solo)
- **9/12 at HOU:** Saw action on defense and special teams... Recorded two assisted tackles and one assisted special teams tackle

2020 (Jaguars)

- Saw action in 12 games during his rookie campaign, playing primarily on special teams and posting five special teams tackles... Placed on injured reserve on Nov. 7 with a knee injury... Activated from injured reserve on Dec. 5
- **9/13 vs. IND:** Saw 13 snaps on special teams in NFL debut
- **10/4 at CIN:** Saw action on special teams and tallied one special teams tackle

COLLEGE

- Only player in Miami (Fla.) history to start 52 games without missing a single start
- Finished his career with 356 tackles, which ranks ninth place in Miami (Fla.) history... Totaled 46.5 tackles for loss, 13.0 sacks, 13 passes defensed, five fumble recoveries, five fumble recoveries and one INT
- Named to the All-ACC team all four seasons, including earning First-Team honors as a junior and a senior

PERSONAL

- Attended Oakleaf (Orange Park, Fla.) High School, which is fewer than 25 miles from TIAA Bank Field
- Considers former Miami Hurricanes (and Panthers/Giants) LB Jon Beason his mentor
- Played Pop Warner football for the Orange Park Pee Wee Cyclones
- Was gathered with family in Jacksonville when he was drafted by the Jaguars
- Big fan of battle rap

SHAQUILLE QUARTERMAN'S NFL REGULAR SEASON DEFENSIVE STATISTICS

				TACKLES								INTERCEPTIONS					O. FUMB				ST				MISC	
DATE	TEAM	GP	GS	TK	S	A	TFL	YDS	SK	YDS	QBH	NO	YDS	LG	TD	PD	FF	FR	TD	YDS	TK	S	A	FF	FR	S	A
2020	Jaguars	12	0	0	0	0	0	0	0.0	0.0	0	0	0	0	0	0	0	0	0	0	6	4	2	0	0	0	0
2021	Jaguars	17	0	25	13	12	1	1	0.0	0.0	0	0	0	0	0	0	0	0	0	0	5	3	2	0	0	0	0
NFL TOTALS		**29**	**0**	**25**	**13**	**12**	**1**	**1**	**0.0**	**0.0**	**0**	**0**	**0**	**0**	**0**	**0**	**0**	**0**	**0**	**0**	**11**	**7**	**4**	**0**	**0**	**0**	**0**

SINGLE-GAME HIGHS: DEFENSIVE

Total Tackles 6 at New England Patriots, Jan 02, 2022
5 vs. Atlanta Falcons, Nov 28, 2021

Solo Tackles 4 at New England Patriots, Jan 02, 2022
3 vs. Atlanta Falcons, Nov 28, 2021

Tackles For Loss 1 vs. Denver Broncos, Sep 19, 2021

Special Teams Tackles 2 vs. Atlanta Falcons, Nov 28, 2021
2 at Minnesota Vikings, Dec 06, 2020
...1 more at 2.

2021 GAME-BY-GAME REGULAR-SEASON STATISTICS (JAGUARS)

			TACKLES								INTERCEPTIONS					O. FUMB				ST					MISC			
DATE	OPPONENT	P/S	TK	S	A	SK	YDS	TFL	YDS	QBH	NO	YDS	LG	TD	PD	FF	FR	TD	YDS	TK	S	A	FF	FR	S	A	W/L	SCORE
09/12	at Texans	P	2	0	2	0.0	0.0	0	0	0	0	0	0	0	0	0	0	0	0	1	0	1	0	0	0	0	L	21-37
09/19	Broncos	P	4	2	2	0.0	0.0	1	1	0	0	0	0	0	0	0	0	0	0	0	0	0	0	0	0	0	L	13-23
09/26	Cardinals	P	0	0	0	0.0	0.0	0	0	0	0	0	0	0	0	0	0	0	0	0	0	0	0	0	0	0	L	19-31
09/30	at Bengals	P	0	0	0	0.0	0.0	0	0	0	0	0	0	0	0	0	0	0	0	0	0	0	0	0	0	0	L	21-24
10/10	Titans	P	2	1	1	0.0	0.0	0	0	0	0	0	0	0	0	0	0	0	0	0	0	0	0	0	0	0	L	19-37
10/17	Dolphins	P	1	0	1	0.0	0.0	0	0	0	0	0	0	0	0	0	0	0	0	0	0	0	0	0	0	0	W	23-20
10/31	at Seahawks	P	0	0	0	0.0	0.0	0	0	0	0	0	0	0	0	0	0	0	0	0	0	0	0	0	0	0	L	7-31
11/07	Bills	P	0	0	0	0.0	0.0	0	0	0	0	0	0	0	0	0	0	0	0	0	0	0	0	0	0	0	W	9-6
11/14	at Colts	P	0	0	0	0.0	0.0	0	0	0	0	0	0	0	0	0	0	0	0	0	0	0	0	0	0	0	L	17-23
11/21	49ers	P	0	0	0	0.0	0.0	0	0	0	0	0	0	0	0	0	0	0	0	0	0	0	0	0	0	0	L	10-30
11/28	Falcons	P	5	3	2	0.0	0.0	0	0	0	0	0	0	0	0	0	0	0	0	2	2	0	0	0	0	0	L	14-21
12/05	at Rams	P	1	1	0	0.0	0.0	0	0	0	0	0	0	0	0	0	0	0	0	0	0	0	0	0	0	0	L	7-37
12/12	at Titans	P	0	0	0	0.0	0.0	0	0	0	0	0	0	0	0	0	0	0	0	1	0	1	0	0	0	0	L	0-20
12/19	Texans	P	0	0	0	0.0	0.0	0	0	0	0	0	0	0	0	0	0	0	0	1	1	0	0	0	0	0	L	16-30
12/26	at Jets	P	4	2	2	0.0	0.0	0	0	0	0	0	0	0	0	0	0	0	0	0	0	0	0	0	0	0	L	21-26
01/02	at Patriots	P	6	4	2	0.0	0.0	0	0	0	0	0	0	0	0	0	0	0	0	0	0	0	0	0	0	0	L	10-50
01/09	Colts	P	0	0	0	0.0	0.0	0	0	0	0	0	0	0	0	0	0	0	0	0	0	0	0	0	0	0	W	26-11
2021 TOTALS		**17-0**	**25**	**13**	**12**	**0.0**	**0.0**	**1**	**1**	**0**	**0**	**0**	**0**	**0**	**0**	**0**	**0**	**0**	**0**	**5**	**3**	**2**	**0**	**0**	**0**	**0**	**3-14**	

ROY ROBERTSON-HARRIS | 95

POSITION: DEFENSIVE LINEMAN
HT: 6-5 | **WT:** 290 | **DOB:** 7-23-1993
COLLEGE: TEXAS-EL PASO
HOMETOWN: OAKLAND, CALIF.
ACQ: UFA (CHI)-'21
EXP: 7th YEAR

@BigXander95
@bigxander95

KEY TRANSACTIONS

- Orginally signed by Chicago as an undrafted free agent on 5/9/16
- Signed by Jacksonville as an unrestricted free agent on 3/17/21

PRO

2021 (Jaguars)

- Played in 14 games and recorded a career-high 37 tackles and 3.0 sacks
- **12/19 vs. HOU:** Started along the defensive line and recorded five total tackles (two solo)
- **12/12 at TEN:** Started along the defensive line and posted four total tackles (three solo), including 1.0 sack and one QB hit
- **11/28 vs. ATL:** Started along the defensive line and posted two tackles and 1.0 sack, marking the first time in his career he has recorded at least 1.0 sack in back-to-back games
- **11/21 vs. S.F.:** Started along the defensive line and totaled three tackles, including 1.0 sack and two QB hits
- **9/12 at HOU:** Started at defensive end and recorded five total tackles (two solo) and one QB hit in Jaguars debut :

2020 (Bears)

- Started the first four games along the defensive front
- **9/13 vs. DET:** Recorded two QBHs in the win over the Lions
- Was placed on Injured Reserve prior to Week 10

2019 (Bears)

- Appeared in 15 games with seven starts, recording 30 tackles, 2.5 sacks, three pass defenses and three tackles for loss
- **9/5 vs. GB:** Posted three tackles, 1.0 sack, two tackles for loss and three quarterback hits
- **9/29 vs. MIN:** Had three tackles, 1.5 sacks for minus-13 yards and two quarterback hits

2018 (Bears)

- Appeared in 16 games, recording 20 tackles, 3.0 sacks, two passes defensed
- **9/9 at GB:** Had 1.0 sack in the opener
- **1/6/19 vs. PHI:** Appeared as a reserve in Wild Card playoff game

2017 (Bears)

- Appeared in 13 games as a reserve, recording 12 tackles, 2.0 sacks, two tackles for loss, one pass defensed, one fumble recovery and one special teams tackle

COLLEGE

- Tallied 138 career tackles, 25 tackles for loss, 10.5 sacks and nine pass breakups in four seasons at UTEP (2012-15)

PERSONAL

- Attended South Grand Prairie High School
- Cousin, Carl Nicks, played for the New Orleans Saints and Tampa Bay Buccaneers and was a two-time Pro Bowler
- Multidisciplinary studies major at UTEP

ROY ROBERTSON-HARRIS' NFL REGULAR SEASON DEFENSIVE STATISTICS

				TACKLES								INTERCEPTIONS					O. FUMB				ST				MISC	
DATE	TEAM	GP	GS	TK	S	A	TFL	YDS	SK	YDS	QBH	NO	YDS	LG	TD	PD	FF	FR	TD	YDS	TK	S	A	FF	FR	S	A
2017	Bears	13	0	12	7	5	2	7	2.0	7.0	4	0	0	0	0	1	0	0	0	0	1	1	0	0	1	0	0
2018	Bears	16	0	22	10	12	3	22	3.0	25.0	11	0	0	0	0	2	0	0	0	0	0	0	0	0	0	0	0
2019	Bears	15	7	30	22	8	3	21	2.5	23.5	10	0	0	0	0	3	0	0	0	0	0	0	0	0	0	0	0
2020	Bears	8	6	10	7	3	1	5	0.0	0.0	5	0	0	0	0	0	0	0	0	0	0	0	0	0	0	0	0
2021	Jaguars	14	13	37	21	16	4	23	3.0	23.0	9	0	0	0	0	2	0	0	0	0	0	0	0	0	0	0	0
NFL TOTALS		**66**	**26**	**111**	**67**	**44**	**13**	**78**	**10.5**	**78.5**	**39**	**0**	**0**	**0**	**0**	**8**	**0**	**0**	**0**	**0**	**1**	**1**	**0**	**0**	**1**	**0**	**0**

ROY ROBERTSON-HARRIS' NFL POSTSEASON DEFENSIVE STATISTICS

				TACKLES								INTERCEPTIONS					O. FUMB				ST				MISC	
DATE	TEAM	GP	GS	TK	S	A	TFL	YDS	SK	YDS	QBH	NO	YDS	LG	TD	PD	FF	FR	TD	YDS	TK	S	A	FF	FR	S	A
2018	Bears	1	0	0	0	0	0	0	0.0	0.0	0	0	0	0	0	0	0	0	0	0	0	0	0	0	0	0	0
2020	Bears	0	0	0	0	0	0	0	0.0	0.0	0	0	0	0	0	0	0	0	0	0	0	0	0	0	0	0	0
NFL TOTALS		**1**	**0**	**0**	**0**	**0**	**0**	**0**	**0.0**	**0.0**	**0**	**0**	**0**	**0**	**0**	**0**	**0**	**0**	**0**	**0**	**0**	**0**	**0**	**0**	**0**	**0**	**0**

SINGLE-GAME HIGHS: DEFENSIVE

Total Tackles 5 vs. Houston Texans, Dec 19, 2021
5 at Tennessee Titans, Dec 12, 2021
...2 more at 5.

Solo Tackles 4 at Tennessee Titans, Dec 12, 2021
4 at Oakland Raiders, Oct 06, 2019
...1 more at 4.

Sacks 1.5 vs. Minnesota Vikings, Sep 29, 2019
1.0 at Tennessee Titans, Dec 12, 2021
...7 more at 1.0.

Passes Defensed 1 at New York Jets, Dec 26, 2021
1 at Indianapolis Colts, Nov 14, 2021
...6 more at 1.

Tackles For Loss 2 at Tennessee Titans, Dec 12, 2021
2 vs. Green Bay Packers, Sep 05, 2019

Special Teams Tackles 1 at Baltimore Ravens, Oct 15, 2017

Special Teams Fumble Recoveries 1 vs. Atlanta Falcons, Sep 10, 2017

2021 GAME-BY-GAME REGULAR-SEASON STATISTICS (JAGUARS)

			TACKLES								INTERCEPTIONS					O. FUMB				ST					MISC			
DATE	OPPONENT	P/S	TK	S	A	SK	YDS	TFL	YDS	QBH	NO	YDS	LG	TD	PD	FF	FR	TD	YDS	TK	S	A	FF	FR	S	A	W/L	SCORE
09/12	at Texans	S	5	2	3	0.0	0.0	0	0	1	0	0	0	0	0	0	0	0	0	0	0	0	0	0	0	0	L	21-37
09/19	Broncos	S	2	2	0	0.0	0.0	0	0	0	0	0	0	0	0	0	0	0	0	0	0	0	0	0	0	0	L	13-23
09/26	Cardinals											INACTIVE															L	19-31
09/30	at Bengals											INACTIVE															L	21-24
10/10	Titans											INACTIVE															L	19-37
10/17	Dolphins	S	1	0	1	0.0	0.0	0	0	0	0	0	0	0	0	0	0	0	0	0	0	0	0	0	0	0	W	23-20
10/31	at Seahawks	P	1	0	1	0.0	0.0	0	0	0	0	0	0	0	0	0	0	0	0	0	0	0	0	0	0	0	L	7-31
11/07	Bills	S	2	2	0	0.0	0.0	0	0	0	0	0	0	0	0	0	0	0	0	0	0	0	0	0	0	0	W	9-6
11/14	at Colts	S	2	2	0	0.0	0.0	0	0	0	0	0	0	0	1	0	0	0	0	0	0	0	0	0	0	0	L	17-23
11/21	49ers	S	4	2	2	1.0	8.0	1	8	2	0	0	0	0	0	0	0	0	0	0	0	0	0	0	0	0	L	10-30
11/28	Falcons	S	2	2	0	1.0	7.0	1	7	1	0	0	0	0	0	0	0	0	0	0	0	0	0	0	0	0	L	14-21
12/05	at Rams	S	1	0	1	0.0	0.0	0	0	0	0	0	0	0	0	0	0	0	0	0	0	0	0	0	0	0	L	7-37
12/12	at Titans	S	5	4	1	1.0	8.0	2	8	2	0	0	0	0	0	0	0	0	0	0	0	0	0	0	0	0	L	0-20
12/19	Texans	S	5	2	3	0.0	0.0	0	0	0	0	0	0	0	0	0	0	0	0	0	0	0	0	0	0	0	L	16-30
12/26	at Jets	S	4	1	3	0.0	0.0	0	0	0	0	0	0	0	1	0	0	0	0	0	0	0	0	0	0	0	L	21-26
01/02	at Patriots	S	3	2	1	0.0	0.0	0	0	0	0	0	0	0	0	0	0	0	0	0	0	0	0	0	0	0	L	10-50
01/09	Colts	S	0	0	0	0.0	0.0	0	0	3	0	0	0	0	0	0	0	0	0	0	0	0	0	0	0	0	W	26-11
2021 TOTALS		**14-13**	**37**	**21**	**16**	**3.0**	**23.0**	**4**	**23**	**9**	**0**	**0**	**0**	**0**	**2**	**0**	**0**	**0**	**0**	**0**	**0**	**0**	**0**	**0**	**0**	**0**	**3-14**	

CAM ROBINSON | 74

POSITION: OFFENSIVE LINEMAN
HT: 6-6 | **WT:** 335 | **DOB:** 10-9-1995
COLLEGE: ALABAMA
HOMETOWN: WEST MONROE, LA.
ACQ: D2-'17
EXP: 6th YEAR

@crobinson_68
@_crob68

KEY TRANSACTIONS

- Originally drafted by Jacksonville in the second round (34th overall) of the 2017 draft on choice obtained from Seattle for Jaguars' second-round (35th) and sixth-round (187th overall) picks
- Jacksonville placed the franchise tag on Robinson on 3/9/21
- Reached a contract extension with Jacksonville on 6/13/22

PRO

2021 (Jaguars)

- Started 14 games at left tackle
- **12/26 at NYJ:** Started at left tackle and played all 73 offensive snaps
- **11/28 vs. ATL:** Started at left tackle and played all 73 offensive snaps
- **10/10 vs. TEN:** Started at left tackle and helped RB James Robinson rush for a career-high 149 yards
- **9/26 vs. ARI:** Started at left tackle and helped the offense rush for 159 yards on 29 attempts... Briefly left the game with a shoulder injury but returned to finish the contest

2020 (Jaguars)

- Started all 16 games in which he appeared at left tackle... Part of an offensive line that helped rookie RB James Robinson tally the most scrimmage yards (1,414) and the second-most rushing yards (1,070) by an undrafted rookie in NFL history
- **9/20 at TEN:** Started at left tackle and helped the team rush for 165 yards

2019 (Jaguars)

- Saw action and started in 14 games at left tackle after missing the first two weeks of the season with a knee injury... Part of an offensive line that helped RB Leonard Fournette gain 1,674 yards from scrimmage... Fournette became the only Jaguars player since 2011 to post at least 1,500 scrimmage yards in a single season... Winner of the 2019 Ed Block Courage Award
- **9/29 at DEN:** Started and aided in RB Leonard Fournette's career-high 225 yards rushing and an average of 7.1 yards per carry... The team finished with 269 total net rushing yards, the second-most in franchise history
- **10/6 at CAR:** Started at left tackle, helping RB Leonard Fournette eclipse the 100-yard mark in back-to-back games for the first time since Fournette's rookie season in 2017

2018 (Jaguars)

- Started in the first two games of the season before having his 2018 campaign end early due to a knee injury

2017 (Jaguars)

- Part of an offensive line that helped the team lead the league in rushing for the first time in franchise history and allowed a franchise-low 24 sacks
- **9/10 at HOU:** Made his NFL debut and started at left tackle and helped pave the way for the team to rush for 155 yards... Did not allow a sack
- **1/14 at PIT:** Started and helped the team rush for 164 yards and did not allow a sack

COLLEGE

- Started all 43 games at left tackle during his three seasons in Tuscaloosa
- Paved the way for 28 100-yard rushing performances
- Unanimous All-American and Outland Trophy winner, given annually to the nation's top interior lineman on offense or defense, in 2015
- Named First-Team All-SEC by both the conference coaches and the Associated Press
- Earned Freshman All-American honors by Sporting News and the Football Writers Association of America

PERSONAL

- Played at West Monroe (Louisiana) High School for Head Coach Jerry Arledge
- First-Team All-USA selection by the USA Today
- Rated as the No. 2 player in the nation by Scout.com
- ESPN rated him the No. 1 offensive tackle, No. 2 player in the state and No. 2 prospect in the ESPN 300

CAM ROBINSON'S NFL REGULAR SEASON STATISTICS

DATE	TEAM	GP	GS
2017	Jaguars	15	15
2018	Jaguars	2	2
2019	Jaguars	14	14
2020	Jaguars	16	16
2021	Jaguars	14	14
NFL TOTALS		**61**	**61**

CAM ROBINSON'S NFL POSTSEASON STATISTICS

DATE	TEAM	GP	GS
2017	Jaguars	3	3
NFL TOTALS		**3**	**3**

2021 GAME-BY-GAME REGULAR-SEASON STATISTICS (JAGUARS)

DATE	OPPONENT	P/S		W/L	SCORE
09/12	at Texans	S		L	21-37
09/19	Broncos	S		L	13-23
09/26	Cardinals	S		L	19-31
09/30	at Bengals	S		L	21-24
10/10	Titans	S		L	19-37
10/17	Dolphins	S		W	23-20
10/31	at Seahawks	S		L	7-31
11/07	Bills		DID NOT PLAY (NON-INJURY)	W	9-6
11/14	at Colts	S		L	17-23
11/21	49ers	S		L	10-30
11/28	Falcons	S		L	14-21
12/05	at Rams	S		L	7-37
12/12	at Titans	S		L	0-20
12/19	Texans	S		L	16-30
12/26	at Jets	S		L	21-26
01/02	at Patriots		RESERVE/COVID-19	L	10-50
01/09	Colts		RESERVE/COVID-19	W	26-11
2021 TOTALS		**14-14**		**3-14**	

JAMES ROBINSON | 25

POSITION: RUNNING BACK
HT: 5-9 | **WT:** 220 | **DOB:** 8-9-1998
COLLEGE: ILLINOIS STATE
HOMETOWN: ROCKFORD, ILL.
ACQ: FA-'20
EXP: 3rd YEAR

@Robinson_jamess
@james_robinson25

KEY TRANSACTIONS

- Originally signed by Jacksonville as a rookie free agent on 4/28/20

PRO

2021 (Jaguars)

- Started in 13 games and recorded 164 rushes for 767 yards and eight touchdowns... He also caught 31 passes for 222 yards.
- Placed on injured reserve on 12/27 with an Achilles injury
- **12/19 vs. HOU:** Started at running back and carried the ball 18 times for 75 yards and recorded his eighth rushing TD of the season and 15th of his career... Became the fourth undrafted player in the common-draft era to rush for at least 15 TDs in his first two seasons, joining RBs Arian Foster, Kevin Mack and Phillip Lindsay
- **11/28 vs. ATL:** Started at running back... Recorded 115 scrimmage yards (86 rushing and 29 receiving), marking his 11th career game with at least 100 scrimmage yards... In 24 career games, Robinson has totaled 2,266 scrimmage yards, the second-most of any Jaguars player through their first 24 career games
- **9/30 at CIN:** Started at running back and recorded 78 yards and 2 TDs on 18 rushing attempts, marking the third multi-TD game of his career... Robinson is the fourth player in Jaguars history to record at least three multi-TD games through his first 18 games, joining RBs Fred Taylor, Maurice Jones-Drew and Leonard Fournette... Has totaled four rushing TDs on Thursday Night Football, the most of any player in franchise history
- **9/26 vs. ARI:** Started at running back and finished with 134 scrimmage yards (88 rushing and 46 receiving yards), marking his 17th consecutive game with at least 50 scrimmage yards... Joined RBs Fred Taylor and Leonard Fournette as the only players in franchise history with at least 1,500 scrimmage yards (1,562) through 17 career games

2020 (Jaguars)

- His 1,414 scrimmage yards are the most scrimmage yards by an undrafted rookie in NFL history while his 1,070 rushing yards rank second
- Became the fourth undrafted rookie, and the fastest to do so, to total 1,000 rushing yards in NFL history
- **9/13 vs. IND:** Became the first undrafted rookie running back to start on Kickoff Weekend since 1990... Rushed 16 times for 62 yards and added one reception for 28 yards... His 90 scimmage yards were the sixth-most ever by an undrafted rookie on Kickoff Weekend
- **9/20 at TEN:** Rushed 16 times for 102 yards (6.4 avg.) and his first NFL TD... Added three receptions for 18 yards... Became the second undrafted rookie since 1988 to post at least 100 scrimmage yards and a rushing TD in his first or second career game (Colts RB James Mungro, 11/10/02)
- **10/25 at LAC:** Posted 137 scrimmage yards (119 rushing, 18 receiving), one rushing TD and one receiving TD, including a 4-yard TD run and a 9-yard TD catch
- **11/29 vs. CLE:** Started at running back and produced his fourth 100-yard rushing game of the season, amassing 128 yards on 22 attempts (5.82 rush avg.) and one TD... Added five receptions for 31 yards

COLLEGE

- Played in 46 games and finished career ranked No. 2 in the ISU record books in rushing yards (4,444), rushing TDs (44), all-purpose yards (5,218) and total TDs scored (46)
- Accumulated 136 total yards (80 rushing, 56 receiving) at the East-West Shrine Bowl, including a 63-yard rushing TD
- Named a consensus First-Team FCS All-American after leading the MVFC in rushing yards (1,899), yards per game (126.6) and TDs (16) in 2019
- Named Phil Steele First-Team All-American selection in 2018 after leading the MVC with 1,290 rushing yards and scoring 13 TDs
- Played in 11 games with the Redbirds in 2017 and ranked second in the MVFC and No. 11 in the FCS in rushing TDs (12) and third in the MVFC in yards (933)
- Appeared in nine games as a freshman, making two starts and rushed for 322 yards

PERSONAL

- Four-year starter at Lutheran (Rockford, Ill.) High School, where he was also a standout in basketball
- Prior to the start of the 2021 season, switched his jersey number from No. 30 to No. 25 prior to this season, opting to return to the number he donned in pop warner, middle and high school... After switching his jersey number, he vowed to reward fans for their loyalty... He signed more than 100 jerseys for supporters that purchased the No. 30

JAMES ROBINSON'S NFL REGULAR SEASON RUSHING/RECEIVING STATISTICS

				RUSHING					RECEIVING				
DATE	TEAM	GP	GS	NO.	YDS.	AVG.	LG	TD	NO.	YDS.	AVG.	LG	TD
2020	Jaguars	14	14	240	1,070	4.5	47	7	49	344	7.0	28	3
2021	Jaguars	14	13	164	767	4.7	58	8	31	222	7.2	26	0
NFL TOTALS		**28**	**27**	**404**	**1,837**	**4.5**	**58**	**15**	**80**	**566**	**7.1**	**28**	**3**

JAMES ROBINSON'S NFL REGULAR SEASON RETURN STATISTICS

		KICKOFF RETURNS					PUNT RETURNS					
DATE	TEAM	RET.	YDS.	AVG.	LG	TD	NO.	FC	YDS.	AVG.	LG	TD
2020	Jaguars	0	0	0.0	0	0	0	0	0	0.0	0	0
2021	Jaguars	0	0	0.0	0	0	0	0	0	0.0	0	0
NFL TOTALS		**0**	**0**	**0.0**	**0**	**0**	**0**	**0**	**0**	**0.0**	**0**	**0**

SINGLE-GAME HIGHS: RUSHING/RECEIVING

Rush Attempts	25 vs. Houston Texans, Nov 08, 2020 23 at Green Bay Packers, Nov 15, 2020
Rushing Yards	149 vs. Tennessee Titans, Oct 10, 2021 128 vs. Cleveland Browns, Nov 29, 2020
Rushing Average	8.3 vs. Tennessee Titans, Oct 10, 2021 6.4 at Tennessee Titans, Sep 20, 2020
Longest Runs	58 vs. Tennessee Titans, Oct 10, 2021 47 vs. Tennessee Titans, Dec 13, 2020
Rushing TDs	2 at Cincinnati Bengals, Sep 30, 2021 2 vs. Miami Dolphins, Sep 24, 2020
Receptions	6 vs. Arizona Cardinals, Sep 26, 2021 6 at Minnesota Vikings, Dec 06, 2020 ...1 more at 6.
Receiving Yards	83 vs. Miami Dolphins, Sep 24, 2020 46 vs. Arizona Cardinals, Sep 26, 2021
Receiving Average	13.8 vs. Miami Dolphins, Sep 24, 2020 9.7 vs. Atlanta Falcons, Nov 28, 2021 ...1 more at 9.7.
Longest Receptions	28 vs. Indianapolis Colts, Sep 13, 2020 26 vs. Atlanta Falcons, Nov 28, 2021
Receiving TDs	1 at Baltimore Ravens, Dec 20, 2020 1 at Los Angeles Chargers, Oct 25, 2020 ...1 more at 1.
All-Purpose Yards	159 vs. Cleveland Browns, Nov 29, 2020 147 vs. Tennessee Titans, Oct 10, 2021
Most TDs	2 at Cincinnati Bengals, Sep 30, 2021 2 at Los Angeles Chargers, Oct 25, 2020 ...1 more at 2.
Miscellaneous Tackles	2 at Houston Texans, Sep 12, 2021 1 vs. Pittsburgh Steelers, Nov 22, 2020

100-YARD RUSHING GAMES (5): REGULAR SEASON

DATE	TEAM	ATT.	YDS.	AVG.	LG	TD
09/20/20	at Titans	16	102	6.4	39	1
10/25/20	at Chargers	22	119	5.4	22	1
11/15/20	at Packers	23	109	4.7	20	0
11/29/20	BROWNS	22	128	5.8	27	1
10/10/21	TITANS	18	149	8.3	58	1

2021 GAME-BY-GAME REGULAR-SEASON STATISTICS (JAGUARS)

			RUSHING					RECEIVING						
DATE	OPPONENT	P/S	NO.	YDS.	AVG.	LG	TD	NO.	YDS.	AVG.	LG	TD	W/L	SCORE
09/12	at Texans	S	5	25	5.0	7	0	3	29	9.7	15	0	L	21-37
09/19	Broncos	S	11	47	4.3	12	0	3	17	5.7	13	0	L	13-23
09/26	Cardinals	S	15	88	5.9	21	1	6	46	7.7	13	0	L	19-31
09/30	at Bengals	S	18	78	4.3	20	2	1	-2	-2.0	-2	0	L	21-24
10/10	Titans	S	18	149	8.3	58	1	1	-2	-2.0	-2	0	L	19-37
10/17	Dolphins	S	17	73	4.3	24	1	3	28	9.3	11	0	W	23-20
10/31	at Seahawks	S	4	22	5.5	14	0	1	17	17.0	17	0	L	7-31
11/07	Bills						INACTIVE						W	9-6
11/14	at Colts	P	12	57	4.8	18	1	4	27	6.8	9	0	L	17-23
11/21	49ers	S	12	29	2.4	7	1	2	9	4.5	6	0	L	10-30
11/28	Falcons	S	17	86	5.1	12	0	3	29	9.7	26	0	L	14-21
12/05	at Rams	S	8	24	3.0	13	0	1	11	11.0	11	0	L	7-37
12/12	at Titans	S	6	4	0.7	5	0	0	0	0.0	0	0	L	0-20
12/19	Texans	S	18	75	4.2	16	1	3	13	4.3	5	0	L	16-30
12/26	at Jets	S	3	10	3.3	9	0	0	0	0.0	0	0	L	21-26
01/02	at Patriots						INJURED RESERVE						L	10-50
01/09	Colts						INJURED RESERVE						W	26-11
2021 TOTALS		**14-13**	**164**	**767**	**4.7**	**58**	**8**	**31**	**222**	**7.2**	**26**	**0**	**3-14**	

BRANDON SCHERFF | 68

POSITION: OFFENSIVE LINEMAN
HT: 6-5 | **WT:** 315 | **DOB:** 12-26-1991
COLLEGE: IOWA
HOMETOWN: DENISON, IOWA
ACQ: UFA (WAS)-'22
EXP: 8th YEAR

@bscherff68

KEY TRANSACTIONS

- Originally drafted by Washington in the first round (5th overall) in the 2015 draft
- Signed by Jacksonville as an unrestricted free agent on 3/16/22

PRO

2021 (Washington)

- Started in 11 games and only allowed 2.0 sacks
- Finished the 2021-22 season as the fourth-highest ranked guard according to PFF... He registered a 86.3 overall grade

2020 (Washington)

- Played and started in all 13 games he appeared in
- Named first-team All-Pro becoming the first Washington player to be named first-team All-Pro since punter Matt Turk in 1996
- Ranked 98th on the NFL Top 100 Players of 2021 list

2019 (Washington)

- Played and started in 11 games... Placed on injured reserve on [12/17].... Only gave up one and half sacks

2018 (Washington)

- Started in all eight games in which he appeared, allowing only one sack on the season

2017 (Washington)

- Started all 14 games in which he appeared, earning his second Pro Bowl selection

2016 (Washington)

- Earned first career Pro Bowl selection
- Started all 16 games at right guard, joining Chris Samuels (2000-01) and Jon Jansen (1999-2000) as the only Washington offensive linemen to open their careers by starting 16 games in each of their first two NFL seasons

2015 (Washington)

- Started all 16 regular season games and one postseason game played by the organization, earning PFWA All-Rookie honors
- Missed only one offensive snap on the year, exiting the field momentarily after losing his shoe... Became only the third rookie offensive lineman to start 16 games for Washington (Jon Jansen in 1999 and Chris Samuels in 2000)

COLLEGE

- Played collegiately at Iowa from 2011-14, appearing in 43 games with 36 starts... In 2014, won the Outland Trophy, which is awarded annually to the nation's most outstanding interior lineman
- Started all 26 games over final two seasons at left tackle and had 36 career starts
- One of five seniors named to 2014 Leadership Group

PERSONAL

- Played for Jaguars Offensive Line Coach Phil Rauscher in Washington from 2018-19... Rauscher was the assistant offensive line coach for Washington in 2018 and promoted to offensive line coach in 2019
- Played with Jaguars QB C.J. Beathard in college
- Attended Denison (Iowa) High School, where he was a five sport athlete, competing in football, basketball, baseball, tennis and track and field
- Has a wife, Jenni, and a 5-year old son, Easton and a daughter, Baylor
- Has two german shorthaired pointers dogs, Trigger and Rusty... Both also serve as hunting dogs
- Avid fisherman and hunter... Hunted in South Dakota in the 2021 offseason and has also went ice fishing
- Spends his offseason back home in Iowa

BRANDON SCHERFF'S NFL REGULAR SEASON STATISTICS

DATE	TEAM	GP	GS
2015	Redskins	16	16
2016	Redskins	16	16
2017	Redskins	14	14
2018	Redskins	8	8
2019	Redskins	11	11
2020	Football Team	13	13
2021	Football Team	11	11
NFL TOTALS		**89**	**89**

BRANDON SCHERFF'S NFL POSTSEASON STATISTICS

DATE	TEAM	GP	GS
2015	Redskins	1	1
2020	Football Team	1	1
NFL TOTALS		**2**	**2**

2021 GAME-BY-GAME REGULAR-SEASON STATISTICS (FOOTBALL TEAM)

DATE	OPPONENT	P/S		W/L	SCORE
09/12	Chargers	S		L	16-20
09/16	Giants	S		W	30-29
09/26	at Bills	S		L	21-43
10/03	at Falcons	S		W	34-30
10/10	Saints		ON INACTIVE LIST	L	22-33
10/17	Chiefs		ON INACTIVE LIST	L	13-31
10/24	at Packers		ON INACTIVE LIST	L	10-24
10/31	at Broncos		ON INACTIVE LIST	L	10-17
11/14	Buccaneers	S		W	29-19
11/21	at Panthers	S		W	27-21
11/29	Seahawks	S		W	17-15
12/05	at Raiders	S		W	17-15
12/12	Cowboys	S		L	20-27
12/21	at Eagles		DID NOT PLAY	L	17-27
12/26	at Cowboys		DID NOT PLAY	L	14-56
01/02	Eagles	S		L	16-20
01/09	at Giants	S		W	22-7
2021 TOTALS		**11-11**		**7-10**	

TYLER SHATLEY | 69

POSITION: OFFENSIVE LINEMAN
HT: 6-3 | **WT:** 305 | **DOB:** 5-5-1991
COLLEGE: CLEMSON
HOMETOWN: ICARD, N.C.
ACQ: FA-'14
EXP: 9th YEAR

@tyler_shatley
@tyler.shatley

KEY TRANSACTIONS

- Originally signed by Jacksonville as an undrafted rookie on 5/12/14
- Re-signed with Jacksonville on 3/29/19

PRO

2021 (Jaguars)

- Appeared in 17 games and made eight starts
- **1/9 vs. IND:** Started at center and played all 68 offensive snaps
- **11/14 at IND:** Started at center and played all 66 offensive snaps
- **11/7 vs. BUF:** Started at center and played all 61 offensive snaps
- **10/31 at SEA:** Started at center and played all 76 offensive snaps
- **10/17 vs. MIA:** Started at center and played all 66 offensive snaps

2020 (Jaguars)

- Appeared in all 16 games, making 10 starts along the offensive line... Part of an offensive line that helped rookie RB James Robinson tally the most scrimmage yards (1,414) and the second-most rushing yards (1,070), by an undrafted rookie in NFL history
- **9/20 at TEN:** Saw action at center, replacing OL Brandon Linder after he left the game with a knee injury in the third quarter, and on special teams... Helped the team rush for 165 yards

2019 (Jaguars)

- Appeared in all 16 games, primarily assisting on special teams

2018 (Jaguars)

- Stepped in as the starting center after OL Brandon Linder was placed on injured reserve prior to Week 11

2017 (Jaguars)

- Part of an offensive line that helped the team lead the league in rushing for the first time in franchise history and allowed a franchise-low 24 sacks
- **11/5 vs. CIN:** Started at center and helped the team rush for 149 yards... Part of a unit that did not allow a sack for the third time this season

2016 (Jaguars)

- Made two starts at center and two at left guard while seeing action in all 16 games

2015 (Jaguars)

- Saw action in 13 games, primarily on special teams

2014 (Jaguars)

- Earned spot on opening day roster after joining club as a rookie free agent... Was inactive for 15 games

COLLEGE

- Began his career as a fullback for the Tigers, before moving to the defensive line in 2010 and the offensive line in the spring of 2012
- Played in 51 games with 27 starts
- Started 25 games on offense over his final two seasons and registered 60 knockdowns on 1,776 snaps
- As a senior in 2013, was a team captain and earned Third-Team All-ACC honors
- As a junior in 2013, named a Strength & Conditioning All-American by the NSCA
- Graduated with a degree in civil engineering

PERSONAL

- Attended East Burke (Icard, N.C.) High School where he was the No. 3 rated fullback in the nation by Tom Lemming
- Did not play on the offensive line in high school
- As a fullback, had 2,000 rushing yards and 31 TDs in his junior and senior seasons
- Also served as the team's punter and averaged 40.7 yards per punt
- Full name is Christian Tyler Shatley
- He and his wife, Natalie, have two sons, Boone and Deacon, and a daughter, Sutton
- Is an avid fisherman

TYLER SHATLEY'S NFL REGULAR SEASON STATISTICS

DATE	TEAM	GP	GS
2014	Jaguars	1	0
2015	Jaguars	13	0
2016	Jaguars	16	4
2017	Jaguars	16	4
2018	Jaguars	16	7
2019	Jaguars	16	0
2020	Jaguars	16	10
2021	Jaguars	17	8
NFL TOTALS		**111**	**33**

TYLER SHATLEY'S NFL POSTSEASON STATISTICS

DATE	TEAM	GP	GS
2017	Jaguars	3	0
NFL TOTALS		**3**	**0**

2021 GAME-BY-GAME REGULAR-SEASON STATISTICS (JAGUARS)

DATE	OPPONENT	P/S	W/L	SCORE
09/12	at Texans	P	L	21-37
09/19	Broncos	P	L	13-23
09/26	Cardinals	P	L	19-31
09/30	at Bengals	P	L	21-24
10/10	Titans	P	L	19-37
10/17	Dolphins	S	W	23-20
10/31	at Seahawks	S	L	7-31
11/07	Bills	S	W	9-6
11/14	at Colts	S	L	17-23
11/21	49ers	S	L	10-30
11/28	Falcons	P	L	14-21
12/05	at Rams	P	L	7-37
12/12	at Titans	S	L	0-20
12/19	Texans	P	L	16-30
12/26	at Jets	P	L	21-26
01/02	at Patriots	S	L	10-50
01/09	Colts	S	W	26-11
2021 TOTALS		**17-8**	**3-14**	

DAWUANE SMOOT | 91

POSITION: DEFENSIVE LINEMAN
HT: 6-3 | **WT:** 275 | **DOB:** 3-2-1995
COLLEGE: ILLINOIS
HOMETOWN: GROVEPORT, OHIO
ACQ: D3-'17
EXP: 6th YEAR

@Bigsmoot_94
@bigsmoot_94

KEY TRANSACTIONS

- Originally drafted by Jacksonville in the third round (68th overall) of the 2017 draft
- Re-signed by Jacksonville in February 2021

PRO

2021 (Jaguars)

- Appeared in 16 games making 10 starts... Recorded 36 total tackles (22 solo), 6.0 sacks and 16 QB hits
- **1/9 vs. IND:** Started at outisde linebacker and finished the game with 1.0 sack and one pass defensed
- **12/12 at TEN:** Started along the defensive line and posted two total tackles, including 1.0 sack and three QB hits
- **10/10 vs. TEN:** Sacked QB Ryan Tannehill for an 11-yard loss in the third quater and finished the game with 1.5 sacks, marking the third multi-sack game of his career

2020 (Jaguars)

- Saw action in all 16 games, starting seven... Notched a career-best 25 tackles (21 solo) and led the team with 5.5 sacks... Also posted five tackles for loss and two forced fumbles
- **10/11 at HOU:** Earned his first career start at defensive end and collected two tackles, including 1.0 sack... One of his three pressures helped force CB Sidney Jones IV's second-quarter INT
- **12/20 at BAL:** Started at defensive end and tallied three solo tackles, 1.0 sack and one forced fumble

2019 (Jaguars)

- Appeared in all 16 games, amassing 17 tackles (12 solo), 6.0 sacks and one fumble recovery
- **9/19 vs. TEN:** Posted three tackles (two solo) including his first two career sacks
- **12/22 at ATL:** Saw action at defensive end and notched 1.0 sack
- **12/29 vs. IND:** Posted two tackles, 1.0 sack and one fumble recovery

2018 (Jaguars)

- **11/11 at IND:** Made his season debut and recorded one tackle
- **12/2 vs. IND:** Saw action on the defensive line, posting two tackles (one solo)

2017 (Jaguars)

- **9/10 at HOU:** Made his NFL debut and recorded one solo tackle
- **11/26 at ARI:** Recorded two solo tackles and two solo special teams tackles

COLLEGE

- Finished his career with 24 straight starts
- Tied for sixth in Illinois history with 38.5 tackles for a loss and eighth with 16.5 career sacks
- Named team captain as a senior, starting all 12 games at defensive tackle and totaled 56 tackles, 15 for a loss, 10 QB pressures, 5.0 sacks, two forced fumbles and one pass defensed
- Recorded 8.0 sacks in his junior year

PERSONAL

- Attended Groveport Madison (Ohio) High School
- In his final two seasons, totaled 204 tackles, 24.0 sacks, five forced fumbles, four passes defensed and one fumble recovery
- Earned defensive MVP at Madison his junior and senior years
- Has his own personal YouTube channel, 'Smoot TV', that chronicles his NFL journey on and off the field
- Received national media attention from various outlets after delivering his wife's baby, Ahlani, in his living room
- Does mixed martial arts training in the offseason

DAWUANE SMOOT'S NFL REGULAR SEASON DEFENSIVE STATISTICS

				TACKLES								INTERCEPTIONS					O. FUMB				ST				MISC	
DATE	TEAM	GP	GS	TK	S	A	TFL	YDS	SK	YDS	QBH	NO	YDS	LG	TD	PD	FF	FR	TD	YDS	TK	S	A	FF	FR	S	A
2017	Jaguars	16	0	15	11	4	2	1	0.0	0.0	5	0	0	0	0	0	0	0	0	0	5	3	2	0	0	0	0
2018	Jaguars	8	0	4	3	1	1	1	0.0	0.0	3	0	0	0	0	0	0	0	0	0	0	0	0	0	0	0	0
2019	Jaguars	16	0	17	12	5	6	32	6.0	32.0	7	0	0	0	0	0	0	1	0	0	0	0	0	0	0	0	0
2020	Jaguars	16	7	25	21	4	5	23	5.5	23.0	17	0	0	0	0	0	2	0	0	0	0	0	0	0	0	0	0
2021	Jaguars	16	10	36	22	14	7	48	6.0	48.5	16	0	0	0	0	3	1	0	0	0	0	0	0	0	0	0	0
NFL TOTALS		**72**	**17**	**97**	**69**	**28**	**21**	**105**	**17.5**	**103.5**	**48**	**0**	**0**	**0**	**0**	**3**	**3**	**1**	**0**	**0**	**5**	**3**	**2**	**0**	**0**	**0**	**0**

DAWUANE SMOOT'S NFL POSTSEASON DEFENSIVE STATISTICS

				TACKLES								INTERCEPTIONS					O. FUMB			ST				MISC	
DATE	TEAM	GP	GS	TK	S	A	TFL	YDS	SK	YDS	QBH	NO	YDS	LG	TD	PD	FF	FR	TD	YDS	TK	S	A	FF	FR	S	A
2017	Jaguars	3	0	0	0	0	0	0	0.0	0.0	2	0	0	0	0	0	0	0	0	0	1	1	0	0	0	0	0
NFL TOTALS		**3**	**0**	**0**	**0**	**0**	**0**	**0**	**0.0**	**0.0**	**2**	**0**	**0**	**0**	**0**	**0**	**0**	**0**	**0**	**0**	**1**	**1**	**0**	**0**	**0**	**0**	**0**

SINGLE-GAME HIGHS: DEFENSIVE

Total Tackles 5 vs. Houston Texans, Dec 19, 2021
5 at Los Angeles Rams, Dec 05, 2021
...1 more at 5.

Solo Tackles 3 at New York Jets, Dec 26, 2021
3 at Los Angeles Rams, Dec 05, 2021
...5 more at 3.

Sacks 2.0 at Minnesota Vikings, Dec 06, 2020
2.0 vs. Tennessee Titans, Sep 19, 2019

Passes Defensed 1 vs. Indianapolis Colts, Jan 09, 2022
1 at Los Angeles Rams, Dec 05, 2021
...1 more at 1.

Forced Fumbles 1 vs. Buffalo Bills, Nov 07, 2021
1 at Baltimore Ravens, Dec 20, 2020
...1 more at 1.

Fumble Recoveries 1 vs. Indianapolis Colts, Dec 29, 2019

Tackles For Loss 2 at Seattle Seahawks, Oct 31, 2021
2 at Minnesota Vikings, Dec 06, 2020
...1 more at 2.

Special Teams Tackles 2 at Arizona Cardinals, Nov 26, 2017
1 vs. Indianapolis Colts, Dec 03, 2017
...2 more at 1.

SINGLE-GAME HIGHS - POSTSEASON: DEFENSIVE

Special Teams Tackles 1 at New England Patriots, Jan 21, 2018

2021 GAME-BY-GAME REGULAR-SEASON STATISTICS (JAGUARS)

						TACKLES					INTERCEPTIONS					O. FUMB				ST					MISC			
DATE	OPPONENT	P/S	TK	S	A	SK	YDS	TFL	YDS	QBH	NO	YDS	LG	TD	PD	FF	FR	TD	YDS	TK	S	A	FF	FR	S	A	W/L	SCORE
09/12	at Texans	P	0	0	0	0.0	0.0	0	0	0	0	0	0	0	0	0	0	0	0	0	0	0	0	0	0	0	L	21-37
09/19	Broncos	S	1	0	1	0.0	0.0	0	0	2	0	0	0	0	0	0	0	0	0	0	0	0	0	0	0	0	L	13-23
09/26	Cardinals	P	2	2	0	0.0	0.0	0	0	0	0	0	0	0	1	0	0	0	0	0	0	0	0	0	0	0	L	19-31
09/30	at Bengals	S	0	0	0	0.0	0.0	0	0	1	0	0	0	0	0	0	0	0	0	0	0	0	0	0	0	0	L	21-24
10/10	Titans	P	3	2	1	1.5	11.0	1	11	3	0	0	0	0	0	0	0	0	0	0	0	0	0	0	0	0	L	19-37
10/17	Dolphins	S	2	0	2	0.0	0.0	0	0	1	0	0	0	0	0	0	0	0	0	0	0	0	0	0	0	0	W	23-20
10/31	at Seahawks	P	3	2	1	1.0	11.0	2	13	1	0	0	0	0	0	0	0	0	0	0	0	0	0	0	0	0	L	7-31
11/07	Bills	S	3	3	0	1.0	9.0	1	9	2	0	0	0	0	0	1	0	0	0	0	0	0	0	0	0	0	W	9-6
11/14	at Colts	S	5	3	2	0.0	0.0	0	0	0	0	0	0	0	0	0	0	0	0	0	0	0	0	0	0	0	L	17-23
11/21	49ers	P	0	0	0	0.0	0.0	0	0	0	0	0	0	0	0	0	0	0	0	0	0	0	0	0	0	0	L	10-30
11/28	Falcons	P	0	0	0	0.0	0.0	0	0	0	0	0	0	0	0	0	0	0	0	0	0	0	0	0	0	0	L	14-21
12/05	at Rams	S	5	3	2	0.5	2.5	0	0	1	0	0	0	0	1	0	0	0	0	0	0	0	0	0	0	0	L	7-37
12/12	at Titans	S	2	2	0	1.0	7.0	1	7	3	0	0	0	0	0	0	0	0	0	0	0	0	0	0	0	0	L	0-20
12/19	Texans	S	5	1	4	0.0	0.0	0	0	0	0	0	0	0	0	0	0	0	0	0	0	0	0	0	0	0	L	16-30
12/26	at Jets	S	4	3	1	0.0	0.0	1	0	1	0	0	0	0	0	0	0	0	0	0	0	0	0	0	0	0	L	21-26
01/02	at Patriots										RESERVE/COVID-19																L	10-50
01/09	Colts										RESERVE/COVID-19																W	26-11
2021 TOTALS		**15-9**	**35**	**21**	**14**	**5.0**	**40.5**	**6**	**40**	**15**	**0**	**0**	**0**	**0**	**2**	**1**	**0**	**0**	**0**	**0**	**0**	**0**	**0**	**0**	**0**	**0**	**3-14**	



JAWAAN TAYLOR | 75

POSITION: OFFENSIVE LINEMAN
HT: 6-5 | **WT:** 330 | **DOB:** 11-25-1997
COLLEGE: FLORIDA
HOMETOWN: COCOA, FLA.
ACQ: D2-'19
EXP: 4th YEAR

@jawaan_taylor74
@jawaan.

KEY TRANSACTIONS

- Originally drafted by Jacksonville in the second round (35th overall) of the 2019 draft

PRO

2021 (Jaguars)

- Taylor has played in every offensive snap (3,228) since being drafted in 2019... Taylor is the only Jaguars player on offense or defense to appear in every snap from scrimmage since 2019
- **12/19 vs. HOU:** Started at right tackle and played all 70 offensive snaps... Surpassed 3,000 consecutive snaps played
- **9/12 at HOU:** Started at right tackle and appeared in all 74 offensive snaps

2020 (Jaguars)

- Started all 16 games in which he appeared at right tackle... Part of an offensive line that helped rookie RB James Robinson tally the most scrimmage yards (1,414) and the second-most rushing yards (1,070) by an undrafted rookie in NFL history

2019 (Jaguars)

- Started in all 16 games, becoming the first Jaguars rookie on offense to start in all 16 games since OL Maurice Williams in 2001... Part of an offensive line that helped RB Leonard Fournette gain 1,674 yards from scrimmage... Fournette became the only Jaguars player since 2011 to post at least 1,500 scrimmage yards in a single season

COLLEGE

- Did not miss a game in his three-year career for the Gators, playing in all 37 games with 35 starts (33 at right tackle, two at left tackle)
- Was part of a Gator offensive line in 2018 that allowed 18 sacks, the 20th-fewest in the NCAA and third-fewest in the SEC, garnering Second-Team All-SEC accolades from Athlon Sports
- Declared for the NFL Draft following his junior season

PERSONAL

- Attended Cocoa (Fla.) High School
- Member of the 2015 Florida Class 4A First Team All-State
- As a senior, helped his team to a 10-3 record and reach the Class 4A State Semifinals
- Son of Robert and Wendy Taylor
- Learned to play the drums in church
- Avid fisherman and caught a 400 lb. goliath grouper while fishing in 2020

JAWAAN TAYLOR'S NFL REGULAR SEASON STATISTICS

DATE	TEAM	GP	GS
2019	Jaguars	16	16
2020	Jaguars	16	16
2021	Jaguars	17	17
NFL TOTALS		**49**	**49**

2021 GAME-BY-GAME REGULAR-SEASON STATISTICS (JAGUARS)

DATE	OPPONENT	P/S		W/L	SCORE
09/12	at Texans	S		L	21-37
09/19	Broncos	S		L	13-23
09/26	Cardinals	S		L	19-31
09/30	at Bengals	S		L	21-24
10/10	Titans	S		L	19-37
10/17	Dolphins	S		W	23-20
10/31	at Seahawks	S		L	7-31
11/07	Bills	S		W	9-6
11/14	at Colts	S		L	17-23
11/21	49ers	S		L	10-30
11/28	Falcons	S		L	14-21
12/05	at Rams	S		L	7-37
12/12	at Titans	S		L	0-20
12/19	Texans	S		L	16-30
12/26	at Jets	S		L	21-26
01/02	at Patriots	S		L	10-50
01/09	Colts	S		W	26-11
2021 TOTALS		**17-17**		**3-14**	

DANIEL THOMAS | 20

POSITION: SAFETY
HT: 5-10 | **WT:** 215 | **DOB:** 7-1-1998
COLLEGE: AUBURN
HOMETOWN: MONTGOMERY, ALA.
ACQ: D5A-'20
EXP: 3rd YEAR

@gamechanger021
@daniel__dt21

KEY TRANSACTIONS

- Originally drafted by Jacksonville in the fifth round (157th overall) of the 2020 draft

PRO

2021 (Jaguars)

- Appeared in 16 games and posted 24 tackles
- **1/9 vs. IND:** Started at safety and recorded four total tackles
- **1/2 at N.E.:** Started at safety and posted eight total tackles (five solo)
- **12/26 at NYJ:** Saw action on defense and special teams and recorded six total tackles (three solo)
- **9/19 vs. DEN:** Saw action in 15 special teams snaps

2020 (Jaguars)

- Appeared in nine games, making one start, before being placed on the reserve/injured list on Nov. 24 with an arm injury... Season totals include 15 tackles (13 solo), three special teams tackles, two passes defensed and one INT... Also blocked a punt and returned it for a TD in Week 7 vs. LAC, becoming the first Jaguars player to score on a blocked punt since CB Mike Harris in 2012
- **9/13 vs. IND:** Saw action on special teams in his NFL debut and made one special teams tackle
- **10/25 at LAC:** Saw action at safety, posting one tackle, and on special teams, blocking a punt and returning it 16 yards for a third-quarter TD
- **11/22 vs. PIT:** Made his second consecutive start, recording his first career interception off a pass from QB Ben Roethlisberger before exiting the game early with an arm injury

COLLEGE

- Played 51 games at Auburn during his four-year career, amassing 199 tackles (124 solo), 13 passes defensed, 9.0 tackles for loss, five INTs, three forced fumbles and two fumble recoveries
- Two-year starter at safety who was also a team captain during his senior campaign in 2019

PERSONAL

- Attended Robert E. Lee (Alabama) High School, where he recorded 87 tackles, seven INTs, five tackles for loss, three punt return TDs and two INT returns for a TD
- Also played basketball, track and tennis
- Son of Regina and Stanley Thomas
- Has three brothers: Davy, Mario and Joshua
- Received the 2019 Hard-Fighting Soldier Award for his leadership in Fellowship of Christian Athletes amid adversity

DANIEL THOMAS' NFL REGULAR SEASON DEFENSIVE STATISTICS

				TACKLES								INTERCEPTIONS					O. FUMB				ST				MISC	
DATE	TEAM	GP	GS	TK	S	A	TFL	YDS	SK	YDS	QBH	NO	YDS	LG	TD	PD	FF	FR	TD	YDS	TK	S	A	FF	FR	S	A
2020	Jaguars	10	2	15	13	2	0	0	0.0	0.0	0	1	53	53	0	2	0	0	0	0	3	3	0	0	0	0	0
2021	Jaguars	16	2	24	16	8	0	0	0.0	0.0	0	0	0	0	0	0	0	0	0	0	3	1	2	0	0	0	0
NFL TOTALS		**26**	**4**	**39**	**29**	**10**	**0**	**0**	**0.0**	**0.0**	**0**	**1**	**53**	**53**	**0**	**2**	**0**	**0**	**0**	**0**	**6**	**4**	**2**	**0**	**0**	**0**	**0**

SINGLE-GAME HIGHS: DEFENSIVE

Total Tackles 8 at New England Patriots, Jan 02, 2022
7 at Green Bay Packers, Nov 15, 2020
...1 more at 7.

Solo Tackles 7 at Houston Texans, Oct 11, 2020
5 at New England Patriots, Jan 02, 2022
...1 more at 5.

Passes Defensed 2 vs. Pittsburgh Steelers, Nov 22, 2020

Interceptions 1 vs. Pittsburgh Steelers, Nov 22, 2020

Interception Return Yards 53 vs. Pittsburgh Steelers, Nov 22, 2020

Special Teams Tackles 2 at Cincinnati Bengals, Sep 30, 2021
1 vs. Houston Texans, Dec 19, 2021
...3 more at 1.

2021 GAME-BY-GAME REGULAR-SEASON STATISTICS (JAGUARS)

			TACKLES								INTERCEPTIONS					O. FUMB				ST					MISC			
DATE	OPPONENT	P/S	TK	S	A	SK	YDS	TFL	YDS	QBH	NO	YDS	LG	TD	PD	FF	FR	TD	YDS	TK	S	A	FF	FR	S	A	W/L	SCORE
09/12	at Texans											INACTIVE															L	21-37
09/19	Broncos	P	0	0	0	0.0	0.0	0	0	0	0	0	0	0	0	0	0	0	0	0	0	0	0	0	0	0	L	13-23
09/26	Cardinals	P	0	0	0	0.0	0.0	0	0	0	0	0	0	0	0	0	0	0	0	0	0	0	0	0	0	0	L	19-31
09/30	at Bengals	P	0	0	0	0.0	0.0	0	0	0	0	0	0	0	0	0	0	0	0	2	0	2	0	0	0	0	L	21-24
10/10	Titans	P	0	0	0	0.0	0.0	0	0	0	0	0	0	0	0	0	0	0	0	0	0	0	0	0	0	0	L	19-37
10/17	Dolphins	P	0	0	0	0.0	0.0	0	0	0	0	0	0	0	0	0	0	0	0	0	0	0	0	0	0	0	W	23-20
10/31	at Seahawks	P	0	0	0	0.0	0.0	0	0	0	0	0	0	0	0	0	0	0	0	0	0	0	0	0	0	0	L	7-31
11/07	Bills	P	0	0	0	0.0	0.0	0	0	0	0	0	0	0	0	0	0	0	0	0	0	0	0	0	0	0	W	9-6
11/14	at Colts	P	0	0	0	0.0	0.0	0	0	0	0	0	0	0	0	0	0	0	0	0	0	0	0	0	0	0	L	17-23
11/21	49ers	P	4	2	2	0.0	0.0	0	0	0	0	0	0	0	0	0	0	0	0	0	0	0	0	0	0	0	L	10-30
11/28	Falcons	P	0	0	0	0.0	0.0	0	0	0	0	0	0	0	0	0	0	0	0	0	0	0	0	0	0	0	L	14-21
12/05	at Rams	P	0	0	0	0.0	0.0	0	0	0	0	0	0	0	0	0	0	0	0	0	0	0	0	0	0	0	L	7-37
12/12	at Titans	P	0	0	0	0.0	0.0	0	0	0	0	0	0	0	0	0	0	0	0	0	0	0	0	0	0	0	L	0-20
12/19	Texans	P	2	1	1	0.0	0.0	0	0	0	0	0	0	0	0	0	0	0	0	1	1	0	0	0	0	0	L	16-30
12/26	at Jets	P	6	4	2	0.0	0.0	0	0	0	0	0	0	0	0	0	0	0	0	0	0	0	0	0	0	0	L	21-26
01/02	at Patriots	S	8	5	3	0.0	0.0	0	0	0	0	0	0	0	0	0	0	0	0	0	0	0	0	0	0	0	L	10-50
01/09	Colts	S	4	4	0	0.0	0.0	0	0	0	0	0	0	0	0	0	0	0	0	0	0	0	0	0	0	0	W	26-11
2021 TOTALS		**16-2**	**24**	**16**	**8**	**0.0**	**0.0**	**0**	**0**	**0**	**0**	**0**	**0**	**0**	**0**	**0**	**0**	**0**	**0**	**3**	**1**	**2**	**0**	**0**	**0**	**0**	**3-14**	

COLE VAN LANEN | 70

POSITION: OFFENSIVE LINEMAN
HT: 6-5 | **WT:** 312 | **DOB:** 4-23-1998
COLLEGE: WISCONSIN
HOMETOWN: GREEN BAY, WIS.
ACQ: T (G.B.)-'22
EXP: 2nd YEAR

KEY TRANSACTIONS

- Originally selected by Green Bay in the sixth round (214th overall) of the 2021 Draft
- Traded to Jacksonville on 8/23/222

PRO

2021 (Packers)

- Spent majority of the season on the practice squad... Appeared in one game

COLLEGE

- Played in 45 games with 19 starts at left tackle in his four seasons with the Badgers, with 18 of those starts coming over his final two seasons
- Earned first-team All-Big Ten honors as a senior in 2020.
- Helped the Badgers rank in the top 15 in the country in rushing in both 2018 (273.4 ypg, No. 6) and 2019 (233.1 ypg, No. 15) as RB Jonathan Taylor posted back-to-back 2,000-yard rushing seasons.
- Received second-team All-Big Ten recognition from the coaches and media as a junior in 2019

PERSONAL

- Swept discus and shot put titles at 2015 Wisconsin Division 1 state meet as a junior
- Invited to 2016 U.S. Army All-American Bowl
- Earned his degree in personal finance
- Father, Thomas, won the Wisconsin Division 2 state titles in discus and shot put for West De Pere (Wis.) High School in 1994

COLE VAN LANEN'S NFL REGULAR SEASON STATISTICS

DATE	TEAM	GP	GS
2021	Packers	1	0
NFL TOTALS		**1**	**0**

COLE VAN LANEN'S NFL POSTSEASON STATISTICS

DATE	TEAM	GP	GS
2021	Packers	0	0
NFL TOTALS		**0**	**0**

2021 GAME-BY-GAME REGULAR-SEASON STATISTICS (PACKERS)

DATE	OPPONENT	P/S		W/L	SCORE
09/12	at Saints		PRACTICE SQUAD	L	3-38
09/20	Lions		PRACTICE SQUAD	W	35-17
09/26	at 49ers		PRACTICE SQUAD	W	30-28
10/03	Steelers		PRACTICE SQUAD	W	27-17
10/10	at Bengals		PRACTICE SQUAD	W	25-22+
10/17	at Bears		PRACTICE SQUAD	W	24-14
10/24	Football Team		PRACTICE SQUAD	W	24-10
10/28	at Cardinals		PRACTICE SQUAD	W	24-21
11/07	at Chiefs		PRACTICE SQUAD	L	7-13
11/14	Seahawks		PRACTICE SQUAD	W	17-0
11/21	at Vikings		PRACTICE SQUAD	L	31-34
11/28	Rams		PRACTICE SQUAD	W	36-28
12/12	Bears		PRACTICE SQUAD	W	45-30
12/19	at Ravens		DID NOT PLAY (NON-INJURY)	W	31-30
12/25	Browns		DID NOT PLAY (NON-INJURY)	W	24-22
01/02	Vikings	P		W	37-10
01/09	at Lions		PRACTICE SQUAD	L	30-37
2021 TOTALS		**1-0**		**13-4**	

+ - Overtime

2021 GAME-BY-GAME POSTSEASON STATISTICS (PACKERS)

DATE	OPPONENT	P/S		W/L	SCORE
01/22	49ers		PRACTICE SQUAD	L	10-13
2021 TOTALS		**0-0**		**0-1**	

TRAVON WALKER | 44

POSITION: OUTSIDE LINEBACKER
HT: 6-5 | **WT:** 272 | **DOB:** 12-18-2000
COLLEGE: GEORGIA
HOMETOWN: THOMASTON, GA.
ACQ: D1-'22
EXP: R

@44Ytw
ytw_44

KEY TRANSACTIONS

- Originally drafted by Jacksonville in the first round (first overall) in the 2022 draft

COLLEGE

- In 2021, Started at defensive tackle in all 15 games
- Finished with 37 total tackles, second among interior linemen and had 6.0 QB sacks, 7.5 tackles for loss, and a team-high 36 QB hurries
- Career-high seven QB pressures in CFP Championship Game vs. Alabama
- 2021 Pre-season third-team All-SEC, as voted by the league's 14 head coaches, as well as by attendees at SEC Media Days
- Freshman All-SEC Team, as voted by the league's 14 head coaches

PERSONAL

- His full name is Yury Travon Walker
- Father, Stead Walker served in the Marine Corps
- Has two older sisters, Charmine and Nakeria
- Recipient of the Bill and Susan Robbins Family Football Scholarship
- Won back to back Class 4A state championships in basketball in high school
- His favorite athlete growing up was Kobe Bryant
- City officials proclaimed Jan. 18, 2022, Travon Walker Day in Walker's hometown, Thomaston, Ga.

TRAVON WALKER'S COLLEGE DEFENSIVE STATISTICS

				TACKLES								INTERCEPTIONS					FUMBLES		
DATE	TEAM	GP	GS	TK	S	A	TFL	YDS	SK	YDS	QBH	NO	YDS	LG	TD	PD	FF	FR	YDS
2019	Georgia	12	0	15	9	6	3.5	12	2.5	11	12	0	0	0	0	1	0	1	0
2020	Georgia	9	0	13	6	7	2	6	1	2	11	0	0	0	0	1	1	0	0
2021	Georgia	15	15	37	19	18	7.5	51	6	46	32	0	0	0	0	2	0	1	0
TOTALS		**36**	**15**	**65**	**34**	**31**	**13**	**69**	**9.5**	**59**	**55**	**0**	**0**	**0**	**0**	**4**	**1**	**2**	**0**

DARIOUS WILLIAMS | 31

POSITION: CORNERBACK
HT: 5-9 | **WT:** 187 | **DOB:** 3-15-1993
COLLEGE: ALABAMA-BIRMINGHAM
HOMETOWN: JACKSONVILLE, FLA.
ACQ: UFA (LAR)-'22
EXP: 5th YEAR

@Dee_Willl2
@dwill_222

KEY TRANSACTIONS

- Originally signed as an undrafted rookie by Baltimore following the 2018 draft
- Claimed off of waivers by the Los Angeles Rams on 10/8/18
- Signed by Jacksonville as an unrestricted free agent on 3/16/22

PRO

2021 (Rams)

- Appeared in 14 games (13 starts) and posted 71 total tackles, nine passes defensed and one fumble recovery
- Won Super Bowl LVI with the Rams

2020 (Rams)

- Played in all 16 games (10 starts) and tallied 44 tackles, 14 passes defensed and four INTs (including one pick-six)
- Finished tied for third in the NFC in interceptions (four) and was ranked the fourth-best cornerback in the league by PFF... Also led the team in interceptions (four) and passes defensed (14) and registered a career-best 44 tackles

2019 (Rams)

- Played in four games with three starts and recorded 11 tackles, four passes defensed and two INTs

2018 (Rams/Ravens)

- Saw action in four games

COLLEGE

- Attended Alabama Birmingham and was named First Team All-America by Pro Football Focus...First Team All-Conference USA
- Started all 13 games at the cornerback position and led Conference USA and ranked fifth in the NCAA in passes defended with 20 (1.5/game) Earned first-team All-SEC honors as a return man and as an all-purpose player in both 2016 and 2017

PERSONAL

- Son of Dexter and Renita Williams
- Has one brother, Dexter
- Majored in Communications and Nutrition
- Attended Creekside High School in Jacksvonille

REGULAR SEASON COMPARISON: DEFENSIVE - WASHINGTON COMMANDERS

				TACKLES									MISC	
DATE	OPP	W/L	GP/GS	TOT	SOLO	ASST	SACK	YDS.	INT	TFL	PD	QBH	TD	FF	FR
10/11/20	LA @ WAS	W	P	3	3	0	0.0	0.0	0	1	1	0	0	0	0
TOTALS		**1/0**	**1/0**	**3**	**3**	**0**	**0.0**	**0.0**	**0**	**1**	**1**	**0**	**0**	**0**	**0**

DARIOUS WILLIAMS' NFL REGULAR SEASON DEFENSIVE STATISTICS

							TACKLES					INTERCEPTIONS					O. FUMB					ST			MISC	
DATE	TEAM	GP	GS	TK	S	A	TFL	YDS	SK	YDS	QBH	NO	YDS	LG	TD	PD	FF	FR	TD	YDS	TK	S	A	FF	FR	S	A
2018	Ravens	3	0	0	0	0	0	0	0.0	0.0	0	0	0	0	0	0	0	0	0	0	0	0	0	0	0	0	0
Went from **Baltimore** to **L.A. Rams**.																											
2018	Rams	1	0	0	0	0	0	0	0.0	0.0	0	0	0	0	0	0	0	0	0	0	0	0	0	0	0	0	0
2018	TOTAL	4	0	0	0	0	0	0	0.0	0.0	0	0	0	0	0	0	0	0	0	0	0	0	0	0	0	0	0
2019	Rams	12	3	12	11	1	1	3	0.0	0.0	0	2	0	0	0	4	0	0	1	0	3	3	0	0	1	0	0
2020	Rams	16	10	44	37	7	1	1	0.0	0.0	0	4	21	19	0	14	0	0	0	0	0	0	0	0	0	0	0
2021	Rams	14	13	71	60	11	3	4	0.0	0.0	0	0	0	0	0	9	0	1	0	0	0	0	0	0	0	0	0
NFL TOTALS		**46**	**26**	**127**	**108**	**19**	**5**	**8**	**0.0**	**0.0**	**0**	**6**	**21**	**19**	**0**	**27**	**0**	**1**	**1**	**0**	**3**	**3**	**0**	**0**	**1**	**0**	**0**

DARIOUS WILLIAMS' NFL POSTSEASON DEFENSIVE STATISTICS

							TACKLES					INTERCEPTIONS					O. FUMB					ST			MISC	
DATE	TEAM	GP	GS	TK	S	A	TFL	YDS	SK	YDS	QBH	NO	YDS	LG	TD	PD	FF	FR	TD	YDS	TK	S	A	FF	FR	S	A
2018	Rams	0	0	0	0	0	0	0	0.0	0.0	0	0	0	0	0	0	0	0	0	0	0	0	0	0	0	0	0
2020	Rams	2	1	7	6	1	0	0	0.0	0.0	0	1	42	42t	1	2	0	0	0	0	0	0	0	0	0	0	0
2021	Rams	4	4	24	13	11	1	2	0.0	0.0	0	0	0	0	0	3	0	0	0	0	0	0	0	0	0	0	0
NFL TOTALS		**6**	**5**	**31**	**19**	**12**	**1**	**2**	**0.0**	**0.0**	**0**	**1**	**42**	**42T**	**1**	**5**	**0**	**0**	**0**	**0**	**0**	**0**	**0**	**0**	**0**	**0**	**0**

SINGLE-GAME HIGHS: DEFENSIVE

Total Tackles 7 at Green Bay Packers, Nov 28, 2021
7 at Indianapolis Colts, Sep 19, 2021
...1 more at 7.

Solo Tackles 7 at Green Bay Packers, Nov 28, 2021
7 at Indianapolis Colts, Sep 19, 2021

Passes Defensed 3 at Arizona Cardinals, Dec 13, 2021
3 vs. Seattle Seahawks, Nov 15, 2020

Fumble Recoveries 1 at Baltimore Ravens, Jan 02, 2022

Tackles For Loss 1 at Minnesota Vikings, Dec 26, 2021
1 at Arizona Cardinals, Dec 13, 2021
...3 more at 1.

Interceptions 2 vs. Seattle Seahawks, Nov 15, 2020
1 vs. New York Giants, Oct 04, 2020
...3 more at 1.

Interception Return Yards 19 vs. Seattle Seahawks, Nov 15, 2020
2 vs. New York Giants, Oct 04, 2020

Special Teams Tackles 2 at Atlanta Falcons, Oct 20, 2019
1 at Cleveland Browns, Sep 22, 2019

Special Teams Fumble Recoveries 1 at Atlanta Falcons, Oct 20, 2019

SINGLE-GAME HIGHS - POSTSEASON: DEFENSIVE

Total Tackles 8 at Cincinnati Bengals, Feb 13, 2022
7 at Tampa Bay Buccaneers, Jan 23, 2022

Solo Tackles 5 at Tampa Bay Buccaneers, Jan 23, 2022
3 at Cincinnati Bengals, Feb 13, 2022
...3 more at 3.

Passes Defensed 1 at Cincinnati Bengals, Feb 13, 2022
1 vs. San Francisco 49ers, Jan 30, 2022
...3 more at 1.

Tackles For Loss 1 at Tampa Bay Buccaneers, Jan 23, 2022

Interceptions 1 at Seattle Seahawks, Jan 09, 2021

Interception Return Yards 42 at Seattle Seahawks, Jan 09, 2021

2021 GAME-BY-GAME REGULAR-SEASON STATISTICS (RAMS)

			TACKLES								INTERCEPTIONS					O. FUMB				ST					MISC			
DATE	OPPONENT	P/S	TK	S	A	SK	YDS	TFL	YDS	QBH	NO	YDS	LG	TD	PD	FF	FR	TD	YDS	TK	S	A	FF	FR	S	A	W/L	SCORE
09/12	Bears	S	7	5	2	0.0	0.0	0	0	0	0	0	0	0	1	0	0	0	0	0	0	0	0	0	0	0	W	34-14
09/19	at Colts	S	7	7	0	0.0	0.0	0	0	0	0	0	0	0	1	0	0	0	0	0	0	0	0	0	0	0	W	27-24
09/26	Buccaneers	S	6	5	1	0.0	0.0	0	0	0	0	0	0	0	0	0	0	0	0	0	0	0	0	0	0	0	W	34-24
10/03	Cardinals	S	5	4	1	0.0	0.0	0	0	0	0	0	0	0	0	0	0	0	0	0	0	0	0	0	0	0	L	20-37
10/07	at Seahawks	S	4	3	1	0.0	0.0	0	0	0	0	0	0	0	0	0	0	0	0	0	0	0	0	0	0	0	W	26-17
10/17	at Giants										DID NOT PLAY																W	38-11
10/24	Lions										RESERVE/NFIN																W	28-19
10/31	at Texans										NOT ON ROSTER																W	38-22
11/07	Titans										NOT ON ROSTER																L	16-28
11/15	at 49ers										NOT ON ROSTER																L	10-31
11/28	at Packers	S	7	7	0	0.0	0.0	0	0	0	0	0	0	0	1	0	0	0	0	0	0	0	0	0	0	0	L	28-36
12/05	Jaguars	S	4	4	0	0.0	0.0	1	2	0	0	0	0	0	1	0	0	0	0	0	0	0	0	0	0	0	W	37-7
12/13	at Cardinals	S	6	6	0	0.0	0.0	1	2	0	0	0	0	0	3	0	0	0	0	0	0	0	0	0	0	0	W	30-23
12/21	Seahawks	S	4	3	1	0.0	0.0	0	0	0	0	0	0	0	0	0	0	0	0	0	0	0	0	0	0	0	W	20-10
12/26	at Vikings	S	4	3	1	0.0	0.0	1	0	0	0	0	0	0	1	0	0	0	0	0	0	0	0	0	0	0	W	30-23
01/02	at Ravens	S	6	4	2	0.0	0.0	0	0	0	0	0	0	0	1	0	1	0	0	0	0	0	0	0	0	0	W	20-19
01/09	49ers	S	6	4	2	0.0	0.0	0	0	0	0	0	0	0	0	0	0	0	0	0	0	0	0	0	0	0	L	24-27+
2021 TOTALS		**12-12**	**66**	**55**	**11**	**0.0**	**0.0**	**3**	**4**	**0**	**0**	**0**	**0**	**0**	**9**	**0**	**1**	**0**	**0**	**0**	**0**	**0**	**0**	**0**	**0**	**0**	**12-5**	

+ - Overtime

2021 GAME-BY-GAME POSTSEASON STATISTICS (RAMS)

			TACKLES								INTERCEPTIONS					O. FUMB				ST					MISC			
DATE	OPPONENT	P/S	TK	S	A	SK	YDS	TFL	YDS	QBH	NO	YDS	LG	TD	PD	FF	FR	TD	YDS	TK	S	A	FF	FR	S	A	W/L	SCORE
01/17	Cardinals	S	5	3	2	0.0	0.0	0	0	0	0	0	0	0	0	0	0	0	0	0	0	0	0	0	0	0	W	34-11
01/23	at Buccaneers	S	7	5	2	0.0	0.0	1	2	0	0	0	0	0	1	0	0	0	0	0	0	0	0	0	0	0	W	30-27
01/30	49ers	S	4	2	2	0.0	0.0	0	0	0	0	0	0	0	1	0	0	0	0	0	0	0	0	0	0	0	W	20-17
02/13	at Bengals	S	8	3	5	0.0	0.0	0	0	0	0	0	0	0	1	0	0	0	0	0	0	0	0	0	0	0	W	23-20
2021 TOTALS		**4-4**	**24**	**13**	**11**	**0.0**	**0.0**	**1**	**2**	**0**	**0**	**0**	**0**	**0**	**3**	**0**	**0**	**0**	**0**	**0**	**0**	**0**	**0**	**0**	**0**	**0**	**4-0**	

ANDREW WINGARD | 42

POSITION: SAFETY
HT: 6-0 | **WT:** 200 | **DOB:** 12-5-1996
COLLEGE: WYOMING
HOMETOWN: ARVADA, COLO.
ACQ: FA-'19
EXP: 4th YEAR

@deweywingard

KEY TRANSACTIONS

- Originally signed by Jacksonville as an undrafted rookie on 5/10/19

PRO

2021 (Jaguars)

- Finished the season with 86 total tackles (56 solo), 1.0 sack and one interception in 15 games played (15 starts)
- **10/17 vs. MIA:** Started at safety and totaled seven tackles (five solo), including one tackle for loss
- **9/26 vs. ARi:** Started at safety and recorded seven total tackles (four solo), one interception and one pass defensed... Recorded the third INT of his career when he intercepted QB Kyler Murray and returned it 22 yards in the third quarter
- **9/19 vs. DEN:** Started at safety and tallied a team-high eight tackles, including his second career sack

2020 (Jaguars)

- Saw action in 13 games, starting four... Tallied 42 tackles (30), five passes defensed, two INTs and one fumble recovery... Also made eight stops on special teams
- **9/13 vs. IND:** Saw action at free safety, recording his first career INT in the fourth quarter, and on special teams, leading the team with two special teams stops
- **9/20 at TEN:** Started at free safety and posted a career-high nine tackles (seven solo)
- **11/29 vs. CLE:** Started at safety and tallied three tackles (one solo), one pass defensed and his first-career fumble recovery, which he returned for 17 yards

2019 (Jaguars)

- Apppeared in all 16 games, making two starts, while compiling 19 tackles (14 solo), 1.0 sack and one forced fumble... Led the team with 11 special teams tackles
- **9/8 vs. K.C.:** Made his NFL debut, seeing action at safety and on special teams and totaled one solo tackle and two special teams tackles
- **12/1 vs. T.B.:** Made his first career start at strong safety, recording six tackles (five solo), including a strip-sack, marking the first sack of his career

COLLEGE

- Finished second in Wyoming school history with 454 tackles while adding 18 passes defensed, 10 INTs and five forced fumbles
- Recorded 87 tackles (46 solo), three passes defensed and two INTs as a senior in 2018, earning First-Team All-Mountain West honors
- Named First-Team All-Mountain West as a junior in 2017 after totaling 114 tackles and a career-high five INTs
- Recorded 131 total tackles in 2016, which ranked fourth in the FBS and first in the Mountain West
- Played in all 12 games (11 starts) as a freshman in 2015 and registered 122 total tackles
- His 6.9 solo tackles per game ranked No. 1 in the Mountain West and No. 4 in the NCAA

PERSONAL

- Attended Ralston Valley (Arvada, Colo.) High School and rushed for 1,653 yards on 190 carries in his senior season
- Earned first-team all-state honors after totaling 2,702 all-purpose yards
- Father, Dan, was a punter at the University of Nebraska
- Avid skier and golfer

ANDREW WINGARD'S NFL REGULAR SEASON DEFENSIVE STATISTICS

				TACKLES								INTERCEPTIONS					O. FUMB				ST				MISC	
DATE	TEAM	GP	GS	TK	S	A	TFL	YDS	SK	YDS	QBH	NO	YDS	LG	TD	PD	FF	FR	TD	YDS	TK	S	A	FF	FR	S	A
2019	Jaguars	16	2	19	14	5	0	0	1.0	3.0	2	0	0	0	0	0	1	0	0	0	11	8	3	0	0	0	0
2020	Jaguars	13	4	42	30	12	3	8	0.0	0.0	0	2	31	19	0	5	0	1	0	17	8	5	3	0	0	0	0
2021	Jaguars	15	15	86	56	30	2	2	1.0	1.0	1	1	23	23	0	1	0	0	0	0	2	1	1	0	0	0	0
NFL TOTALS		**44**	**21**	**147**	**100**	**47**	**5**	**10**	**2.0**	**4.0**	**3**	**3**	**54**	**23**	**0**	**6**	**1**	**1**	**0**	**17**	**21**	**14**	**7**	**0**	**0**	**0**	**0**

SINGLE-GAME HIGHS: DEFENSIVE

Total Tackles 9 vs. Houston Texans, Dec 19, 2021
9 at Cincinnati Bengals, Oct 04, 2020
...1 more at 9.

Solo Tackles 7 at Tennessee Titans, Sep 20, 2020
5 vs. Houston Texans, Dec 19, 2021
...7 more at 5.

Sacks 1.0 vs. Denver Broncos, Sep 19, 2021
1.0 vs. Tampa Bay Buccaneers, Dec 01, 2019

Passes Defensed 1 vs. Arizona Cardinals, Sep 26, 2021
1 at Indianapolis Colts, Jan 03, 2021
...4 more at 1.

Forced Fumbles 1 vs. Tampa Bay Buccaneers, Dec 01, 2019

Fumble Recoveries 1 vs. Cleveland Browns, Nov 29, 2020

Tackles For Loss 3 at Indianapolis Colts, Jan 03, 2021
1 vs. Miami Dolphins, Oct 17, 2021
...1 more at 1.

Interceptions 1 vs. Arizona Cardinals, Sep 26, 2021
1 at Indianapolis Colts, Jan 03, 2021
...1 more at 1.

Interception Return Yards 23 vs. Arizona Cardinals, Sep 26, 2021
19 at Indianapolis Colts, Jan 03, 2021

Special Teams Tackles 3 at Atlanta Falcons, Dec 22, 2019
2 vs. Chicago Bears, Dec 27, 2020
...2 more at 2.

Longest Opponent's Fumble Return 17 vs. Cleveland Browns, Nov 29, 2020

2021 GAME-BY-GAME REGULAR-SEASON STATISTICS (JAGUARS)

			TACKLES								INTERCEPTIONS					O. FUMB				ST					MISC			
DATE	OPPONENT	P/S	TK	S	A	SK	YDS	TFL	YDS	QBH	NO	YDS	LG	TD	PD	FF	FR	TD	YDS	TK	S	A	FF	FR	S	A	W/L	SCORE
09/12	at Texans	S	5	4	1	0.0	0.0	0	0	0	0	0	0	0	0	0	0	0	0	1	0	1	0	0	0	0	L	21-37
09/19	Broncos	S	8	5	3	1.0	1.0	1	1	1	0	0	0	0	0	0	0	0	0	0	0	0	0	0	0	0	L	13-23
09/26	Cardinals	S	7	4	3	0.0	0.0	0	0	0	1	23	23	0	1	0	0	0	0	0	0	0	0	0	0	0	L	19-31
09/30	at Bengals	S	6	4	2	0.0	0.0	0	0	0	0	0	0	0	0	0	0	0	0	1	1	0	0	0	0	0	L	21-24
10/10	Titans	S	5	5	0	0.0	0.0	0	0	0	0	0	0	0	0	0	0	0	0	0	0	0	0	0	0	0	L	19-37
10/17	Dolphins	S	7	5	2	0.0	0.0	1	1	0	0	0	0	0	0	0	0	0	0	0	0	0	0	0	0	0	W	23-20
10/31	at Seahawks	S	2	0	2	0.0	0.0	0	0	0	0	0	0	0	0	0	0	0	0	0	0	0	0	0	0	0	L	7-31
11/07	Bills	S	2	2	0	0.0	0.0	0	0	0	0	0	0	0	0	0	0	0	0	0	0	0	0	0	0	0	W	9-6
11/14	at Colts	S	3	2	1	0.0	0.0	0	0	0	0	0	0	0	0	0	0	0	0	0	0	0	0	0	0	0	L	17-23
11/21	49ers	S	7	4	3	0.0	0.0	0	0	0	0	0	0	0	0	0	0	0	0	0	0	0	0	0	0	0	L	10-30
11/28	Falcons	S	5	5	0	0.0	0.0	0	0	0	0	0	0	0	0	0	0	0	0	0	0	0	0	0	0	0	L	14-21
12/05	at Rams	S	8	3	5	0.0	0.0	0	0	0	0	0	0	0	0	0	0	0	0	0	0	0	0	0	0	0	L	7-37
12/12	at Titans	S	8	5	3	0.0	0.0	0	0	0	0	0	0	0	0	0	0	0	0	0	0	0	0	0	0	0	L	0-20
12/19	Texans	S	9	5	4	0.0	0.0	0	0	0	0	0	0	0	0	0	0	0	0	0	0	0	0	0	0	0	L	16-30
12/26	at Jets	S	4	3	1	0.0	0.0	0	0	0	0	0	0	0	0	0	0	0	0	0	0	0	0	0	0	0	L	21-26
01/02	at Patriots										RESERVE/COVID-19																L	10-50
01/09	Colts										RESERVE/COVID-19																W	26-11
2021 TOTALS		**15-15**	**86**	**56**	**30**	**1.0**	**1.0**	**2**	**2**	**1**	**1**	**23**	**23**	**0**	**1**	**0**	**0**	**0**	**0**	**2**	**1**	**1**	**0**	**0**	**0**	**0**	**3-14**	

2021 DEFENSIVE STATS

POS.	PLAYER	TKL.	AST.	TOTAL	TFL	SACKS/YDS.	PR	FR	FF	INT./YDS.	PD
LB	Myles Jack	62	46	108	3	0.0/0.0	2	0	0	0/0	0
LB	Damien Wilson	57	47	104	5	3.0/28.0	5	0	1	1/1	5
S	Andrew Wingard	56	30	86	2	1.0/1.0	1	0	0	1/23	1
CB	Tyson Campbell	49	24	73	2	0.0/0.0	0	0	0	2/3	10
OLB	Josh Allen	46	25	71	12	7.5/70.0	14	1	1	1/11	4
S	Rayshawn Jenkins	49	17	66	1	0.0/0.0	1	0	0	0/0	3
DT	Malcom Brown	30	27	57	4	2.0/6.0	3	0	0	0/0	1
S	Rudy Ford	37	13	50	1	0.5/2.5	2	0	0	1/8	3
CB	Shaquill Griffin	36	13	49	0	0.0/0.0	2	0	1	0/0	7
DT	DaVon Hamilton	26	20	46	2	1.0/12.0	2	1	0	0/0	2
DL	Roy Robertson-Harris	21	16	37	4	3.0/23.0	9	0	0	0/0	2
DL	Dawuane Smoot	22	14	36	7	6.0/48.5	16	0	1	0/0	3
DL	Jihad Ward	10	22	32	3	2.0/10.0	7	0	0	0/0	0
OLB	K'Lavon Chaisson	20	11	31	3	1.0/2.0	4	0	0	0/0	0
DL	Adam Gotsis	20	7	27	6	3.0/17.0	7	0	0	0/0	0
CB	Nevin Lawson	20	7	27	0	0.0/0.0	0	0	0	1/11	5
LB	Shaquille Quarterman	13	12	25	1	0.0/0.0	0	0	0	0/0	0
S	Daniel Thomas	16	8	24	0	0.0/0.0	0	0	0	0/0	0
CB	Chris Claybrooks	13	9	22	0	0.0/0.0	0	0	0	0/0	2
S	Andre Cisco	17	4	21	0	0.0/0.0	0	0	1	0/0	2
CB	Tre Herndon	12	5	17	1	0.0/0.0	0	0	0	0/0	0
DL	Taven Bryan	10	5	15	4	2.0/16.0	8	0	0	0/0	0
LB	Chapelle Russell	8	6	14	0	0.0/0.0	0	0	0	0/0	0
CB	CJ Henderson	6	2	8	1	0.0/0.0	0	0	0	0/0	0
DE/OLB	Lerentee McCray	4	2	6	1	0.0/0.0	0	0	0	0/0	0
LB	Dakota Allen	1	4	5	0	0.0/0.0	0	0	1	0/0	0
OLB	Jamir Jones	1	1	2	0	0.0/0.0	0	0	0	0/0	0
DT	Jay Tufele	1	1	2	0	0.0/0.0	0	0	0	0/0	0
SS	Bradley McDougald	0	2	2	0	0.0/0.0	0	0	0	0/0	0
DT	Doug Costin	1	0	1	0	0.0/0.0	0	0	0	0/0	0
	JAGUARS TOTALS	**664**	**400**	**1,064**	**63**	**32.0/236.0**	**83**	**2**	**6**	**7/57**	**50**
	OPP. TOTALS	**597**	**371**	**968**	**60**	**31.0/238.0**	**85**	**10**	**15**	**17/165**	**78**

Ast.=Assist, TFL=Tackle for a Loss, PR=Pressures, Int.=Interception, FR=Fumble Recovery, FF=Forced Fumble, PD=Pass Defense

2021 JAGUARS SPECIAL TEAMS

POS.	PLAYER	TKL.	AST.	COMB.
S	Jenkins, Rayshawn	7	0	7
RB	Ogunbowale, Dare	6	1	7
CB	Claybrooks, Chris	4	3	7
DE/OLB	McCray, Lerentee	3	2	5
LB	Quarterman, Shaquille	3	2	5
S	Cisco, Andre	2	3	5
LB	Allen, Dakota	3	1	4
LB	Russell, Chapelle	2	2	4
LB	Adams, Tyrell	3	0	3
RB	Cottrell, Nathan	2	1	3
S	Ford, Rudy	2	1	3
S	Thomas, Daniel	1	2	3
LS	Matiscik, Ross	2	0	2
LB	Wilson, Damien	2	0	2
P	Cooke, Logan	1	1	2
CB	Lawson, Nevin	1	1	2
S	Wingard, Andrew	1	1	2
DB	Rusnak, Brandon	1	0	1
OLB	Smith, Jordan	1	0	1
WR	Treadwell, Laquon	1	0	1
TE	Hollister, Jacob	0	1	1
	TOTALS	**48**	**22**	**70**

DEFENSIVE STATS BY RANK

SACKS		INTERCEPTIONS		TACKLES FOR LOSS		PASSES DEFENSED		PRESSURES	
PLAYER	NO.	PLAYER	NO.	PLAYER	NO.	PLAYER	NO.	PLAYER	NO.
J. Allen	7.5	T. Campbell	2	J. Allen	12	T. Campbell	10	D. Smoot	16
D. Smoot	6.0	J. Allen	1	D. Smoot	7	S. Griffin	7	J. Allen	14
A. Gotsis	3.0	R. Ford	1	A. Gotsis	6	N. Lawson	5	R. Robertson-Harris	9
R. Robertson-Harris	3.0	N. Lawson	1	D. Wilson	5	D. Wilson	5	T. Bryan	8
D. Wilson	3.0	D. Wilson	1	M. Brown	4	J. Allen	4	A. Gotsis	7
M. Brown	2.0	A. Wingard	1	T. Bryan	4	R. Ford	3	J. Ward	7
T. Bryan	2.0			R. Robertson-Harris	4	R. Jenkins	3	D. Wilson	5
J. Ward	2.0			K. Chaisson	3	D. Smoot	3	K. Chaisson	4
K. Chaisson	1.0			M. Jack	3	A. Cisco	2	M. Brown	3
D. Hamilton	1.0			J. Ward	3	C. Claybrooks	2	R. Ford	2
A. Wingard	1.0			T. Campbell	2	D. Hamilton	2	S. Griffin	2
R. Ford	0.5			D. Hamilton	2	R. Robertson-Harris	2	D. Hamilton	2
				A. Wingard	2	M. Brown	1	M. Jack	2
				R. Ford	1	A. Wingard	1	R. Jenkins	1
				C. Henderson	1			A. Wingard	1
				T. Herndon	1				
				R. Jenkins	1				
				L. McCray	1				
				S. Quarterman	1				

2021 BIG PLAYS

		RUSHES				RECEPTIONS				RETURNS			
DATE	OPPONENT	GAIN	PLAYER	QTR	DR RESULT	GAIN	PLAYER	QTR	DR RESULT	GAIN	PLAYER	QTR	DR RESULT
09/12	at Houston	13	Carlos Hyde	2	TD	33	Marvin Jones Jr.	1	Miss FG				
						27	DJ Chark Jr.	2'	TD				
						22t	Chris Manhertz	2'	TD				
						41t	DJ Chark Jr.	3	TD				
						22	James O'Shaughnessy	4	TD				
09/19	Denver	10	Trevor Lawrence	2	Miss FG	24	James O'Shaughnessy	1'	TD	102t	Jamal Agnew (KR)	4	TD
		12	James Robinson	3	INT	25t	Marvin Jones Jr.	1	TD				
		11	Trevor Lawrence	4	INT								
09/26	Arizona	18	Carlos Hyde	2	TD	20	Laviska Shenault Jr.	2	INT				
		17	James Robinson	3'	TD	25	DJ Chark Jr.	4	Fumble				
		10	James Robinson	3'	TD								
		21	James Robinson	3'	TD								
		10	Trevor Lawrence	4	Punt								
09/30	at Cincinnati	11	Laviska Shenault Jr.	1	Punt	52	Laviska Shenault Jr.	2	Downs				
		11	Jamal Agnew	1'	TD	27	Jamal Agnew	3'	TD				
		11	Trevor Lawrence	1'	TD	20	Laviska Shenault Jr.	3	TD				
		12	James Robinson	1'	TD								
		20	James Robinson	2	TD								
10/10	Tennessee	58	James Robinson	1	TD	25	Marvin Jones Jr.	2'	TD				
		10	James Robinson	2'	Miss FG	22	Tavon Austin	2'	TD				
		12	James Robinson	2'	Miss FG	58	Laviska Shenault Jr.	4	Downs				
		10	James Robinson	3	TD								
10/17	Miami	24	James Robinson	3	TD	24	Jamal Agnew	1	FG				
		12	Trevor Lawrence	3	Fumble	20	Marvin Jones Jr.	2	Punt				
						28t	Marvin Jones Jr.	2	TD				
						29	Jamal Agnew	3	TD				
						21	Luke Farrell	3	Downs				
						20	Marvin Jones Jr.	4	FG				
10/31	at Seattle	14	James Robinson	1	Punt								
11/07	Buffalo	15	Carlos Hyde	2	FG	23	Jamal Agnew	1	FG				
		11	Jamal Agnew	3	Miss FG	28	Dan Arnold	2	Fumble				
11/14	at Indianapolis	66t	Jamal Agnew	1	TD	24	Dan Arnold	2	FG				
		12	Trevor Lawrence	2	Punt	23	Marvin Jones Jr.	4	TD				
		10	James Robinson	3'	Miss FG								
		14	James Robinson	3'	Miss FG								
		18	James Robinson	4	TD								
11/21	San Francisco	10	Trevor Lawrence	2	FG	22	Marvin Jones Jr.	4	TD				
11/28	Atlanta	12	James Robinson	3	TD	24	Laviska Shenault Jr.	2'	FG				
		10	Trevor Lawrence	4'	FG	21	Marvin Jones Jr.	2'	FG				
		10	Trevor Lawrence	4	FG	21	James O'Shaughnessy	3	TD				
						26	James Robinson	4'	FG				
						20	Laquon Treadwell	4	FG				
12/05	at L.A. Rams	10	Carlos Hyde	1	TD	28	Laquon Treadwell	1	TD				
		13	James Robinson	3	Downs								
12/12	at Tennessee					31	Marvin Jones Jr.	2	Half				
						41	Laquon Treadwell	3	INT				
12/19	Houston	10	Laviska Shenault Jr.	1	FG	30	James O'Shaughnessy	1	FG	48	Jaydon Mickens (PR)	3	Punt
		12	James Robinson	1'	TD	21	Laquon Treadwell	2	TD				
		16	James Robinson	2'	TD								
		10	Trevor Lawrence	4	Game								
12/26	at N.Y. Jets	26	Trevor Lawrence	4	Downs	20	Laquon Treadwell	1	TD				
						25	Tavon Austin	3	FG				
						22	James O'Shaughnessy	4	TD				
01/02	at New England	15	Trevor Lawrence	1	FG	40	Laquon Treadwell	1	FG				
						24	Marvin Jones Jr.	2	INT				
						22	Marvin Jones Jr.	2	Half				
						28t	Dare Ogunbowale	4	TD				
01/09	Indianapolis	12	Dare Ogunbowale	2	FG	29	Marvin Jones Jr.	2	FG				
		26	Ryquell Armstead	3	TD								

' - result within the same drive

2021 BIG YARDAGE GAMES

2021 REGULAR SEASON BIG YARDAGE GAMES							
100-YARD PASS RECEIVERS							
DATE	OPPONENT	PLAYER	REC.	YDS.	AVG.	LG	TD
10/17	vs. Dolphins	Marvin Jones Jr.	7	100	14.3	28T	1
100-YARD RUSHERS							
DATE	OPPONENT	PLAYER	ATT.	YDS.	AVG.	LG	TD
10/10	vs. Titans	James Robinson	18	149	8.3	58	1
300-YARD PASSERS							
DATE	OPPONENT	PLAYER	ATT.	YDS.	COMP.	LG	TD
9/12	at Texans	Trevor Lawrence	51	332	28	41T	3
10/17	vs. Dolphins	Trevor Lawrence	41	319	25	29	1

2021 OPPONENTS BIG YARDAGE GAMES							
100-YARD PASS RECEIVERS							
DATE	OPPONENT	PLAYER	REC.	YDS.	AVG.	LG	TD
9/12	at Texans	Brandin Cooks	5	132	26.4	52	0
9/19	vs. Broncos	Courtland Sutton	9	159	17.7	55	0
9/26	vs. Cardinals	A.J. Green	5	112	22.4	36	0
9/26	vs. Cardinals	Christian Kirk	7	104	14.9	33	0
9/30	at Bengals	Tyler Boyd	9	118	13.1	33	0
10/17	vs. Dolphins	Mike Gesicki	8	115	14.4	32	0
10/31	at Seahawks	Tyler Lockett	12	142	11.8	28	0
12/5	at Rams	Cooper Kupp	8	129	16.1	43	1
12/19	vs. Texans	Brandin Cooks	7	102	14.6	43T	2
100-YARD RUSHERS							
DATE	OPPONENT	PLAYER	ATT.	YDS.	AVG.	LG	TD
10/10	vs. Titans	Derrick Henry	29	130	4.5	15	3
11/14	at Colts	Jonathan Taylor	21	116	5.5	34	1
11/28	vs. Falcons	Cordarrelle Patterson	16	108	6.8	27	2
12/5	at Rams	Sony Michel	24	121	5.0	25	1
12/26	at Jets	Michael Carter	16	118	7.4	38	0
1/2	at Patriots	Rhamondre Stevenson	19	107	5.6	15	2
300-YARD PASSERS							
DATE	OPPONENT	PLAYER	ATT.	YDS.	COMP.	LG	TD
9/19	vs. Broncos	Teddy Bridgewater	34	328	26	55	2
9/26	vs. Cardinals	Kyler Murray	34	316	28	36	0
9/30	at Bengals	Joe Burrow	32	348	25	44	2
10/17	vs. Dolphins	Tua Tagovailoa	47	329	33	32	2

2021 TAKEAWAY/GIVEAWAY CHART

		FORCED TURNOVERS			TURNOVERS CONVERTED					OUTCOME
DATE	OPPONENT	FUM	INTS	TOTAL	TD	FG	PTS.	PTS. PCT.	TD PCT.	NET DIFF.
09/12	Jacksonville	0	0	0	0	0	0	0.0	0.0	-3
	at Houston	0	3	3	0	1	3	33.3	0.0	+3
09/19	Jacksonville	0	0	0	0	0	0	0.0	0.0	-2
	Denver	0	2	2	0	2	6	100.0	0.0	+2
09/26	Jacksonville	0	1	1	0	0	0	0.0	0.0	-3
	Arizona	2	2	4	1	0	6	25.0	100.0	+3
09/30	Jacksonville	0	0	0	0	0	0	0.0	0.0	0
	at Cincinnati	0	0	0	0	0	0	0.0	0.0	0
10/10	Jacksonville	0	0	0	0	0	0	0.0	0.0	-2
	Tennessee	1	1	2	1	0	7	50.0	100.0	+2
10/17	Jacksonville	0	1	1	0	0	0	0.0	0.0	0
	Miami	1	0	1	0	0	0	0.0	0.0	0
10/31	Jacksonville	0	0	0	0	0	0	0.0	0.0	-1
	at Seattle	0	1	1	1	0	7	100.0	100.0	+1
11/07	Jacksonville	1	2	3	0	1	3	33.3	0.0	+2
	Buffalo	1	0	1	0	0	0	0.0	0.0	-2
11/14	Jacksonville	0	0	0	0	0	0	0.0	0.0	-1
	at Indianapolis	1	0	1	0	0	0	0.0	0.0	+1
11/21	Jacksonville	0	0	0	0	0	0	0.0	0.0	-2
	San Francisco	2	0	2	1	1	10	100.0	50.0	+2
11/28	Jacksonville	0	1	1	0	0	0	0.0	0.0	-1
	Atlanta	1	1	2	1	0	7	50.0	100.0	+1
12/05	Jacksonville	0	0	0	0	0	0	0.0	0.0	-2
	at L.A. Rams	2	0	2	2	0	14	100.0	100.0	+2
12/12	Jacksonville	0	0	0	0	0	0	0.0	0.0	-4
	at Tennessee	0	4	4	0	1	3	25.0	0.0	+4
12/19	Jacksonville	0	1	1	0	1	3	100.0	0.0	+1
	Houston	0	0	0	0	0	0	0.0	0.0	-1
12/26	Jacksonville	0	0	0	0	0	0	0.0	0.0	-1
	at N.Y. Jets	1	0	1	0	0	0	0.0	0.0	+1
01/02	Jacksonville	0	0	0	0	0	0	0.0	0.0	-3
	at New England	0	3	3	3	0	21	100.0	100.0	+3
01/09	Jacksonville	1	1	2	1	1	10	100.0	50.0	+2
	Indianapolis	0	0	0	0	0	0	0.0	0.0	-2
	JAGUARS	**2**	**7**	**9**	**1**	**3**	**16**	**44.4**	**25.0**	**-20**
	OPPONENTS	**12**	**17**	**29**	**10**	**5**	**84**	**51.7**	**66.7**	**+20**

2021 RED ZONE EFFICIENCY

JAGUARS																		
		Num				Miss			Blk/				Drive Ends				Score	
Date	Opponent	Drives	TD	PAT	2-Pt.	PAT	FG	FGA	MFG	INT	Fum	Dwns	Half	Game	Pts	TD%	Pct.	Pts/Poss
09/12	at Houston	1	1	1	0	0	0	0	0	0	0	0	0	0	7	100.0	100.0	7.0
09/19	Denver	0	0	0	0	0	0	0	0	0	0	0	0	0	0	0.0	0.0	0.0
09/26	Arizona	4	2	1	0	1	0	0	0	1	1	0	0	0	13	50.0	50.0	3.3
09/30	at Cincinnati	4	3	3	0	0	0	0	0	0	0	1	0	0	21	75.0	75.0	5.3
10/10	Tennessee	5	3	1	0	1	0	0	0	1	0	1	0	0	19	60.0	60.0	3.8
10/17	Miami	2	1	1	0	0	0	0	0	0	0	1	0	0	7	50.0	50.0	3.5
10/31	at Seattle	1	1	1	0	0	0	0	0	0	0	0	0	0	7	100.0	100.0	7.0
11/07	Buffalo	2	0	0	0	0	2	2	0	0	0	0	0	0	6	0.0	100.0	3.0
11/14	at Indianapolis	1	1	0	1	0	0	0	0	0	0	0	0	0	8	100.0	100.0	8.0
11/21	San Francisco	2	1	1	0	0	1	1	0	0	0	0	0	0	10	50.0	100.0	5.0
11/28	Atlanta	3	1	0	1	0	2	2	0	0	0	0	0	0	14	33.3	100.0	4.7
12/05	at L.A. Rams	1	1	1	0	0	0	0	0	0	0	0	0	0	7	100.0	100.0	7.0
12/12	at Tennessee	0	0	0	0	0	0	0	0	0	0	0	0	0	0	0.0	0.0	0.0
12/19	Houston	3	1	1	0	0	2	2	0	0	0	0	0	0	13	33.3	100.0	4.3
12/26	at N.Y. Jets	4	2	0	0	0	1	1	0	0	0	1	0	0	15	50.0	75.0	3.8
01/02	at New England	1	0	0	0	0	1	1	0	0	0	0	0	0	3	0.0	100.0	3.0
01/09	Indianapolis	5	2	2	0	0	3	3	0	0	0	0	0	0	23	40.0	100.0	4.6
	TOTALS	**39**	**20**	**13**	**2**	**2**	**12**	**12**	**0**	**2**	**1**	**4**	**0**	**0**	**173**	**51.3**	**82.1**	**4.4**

OPPONENT																		
		Num				Miss			Blk/				Drive Ends				Score	
Date	Opponent	Drives	TD	PAT	2-Pt.	PAT	FG	FGA	MFG	INT	Fum	Dwns	Half	Game	Pts	TD%	Pct.	Pts/Poss
09/12	at Houston	6	4	4	0	0	2	2	0	0	0	0	0	0	34	66.7	100.0	5.7
09/19	Denver	4	2	2	0	0	1	1	0	0	0	0	0	1	17	50.0	75.0	4.3
09/26	Arizona	4	3	3	0	0	1	1	0	0	0	0	0	0	24	75.0	100.0	6.0
09/30	at Cincinnati	2	1	1	0	0	1	1	0	0	0	0	0	0	10	50.0	100.0	5.0
10/10	Tennessee	5	4	3	0	1	1	1	0	0	0	0	0	0	30	80.0	100.0	6.0
10/17	Miami	4	2	2	0	0	2	2	0	0	0	0	0	0	20	50.0	100.0	5.0
10/31	at Seattle	4	3	3	0	0	1	1	0	0	0	0	0	0	24	75.0	100.0	6.0
11/07	Buffalo	1	0	0	0	0	1	1	0	0	0	0	0	0	3	0.0	100.0	3.0
11/14	at Indianapolis	4	1	1	0	0	3	3	0	0	0	0	0	0	16	25.0	100.0	4.0
11/21	San Francisco	3	2	2	0	0	1	1	0	0	0	0	0	0	17	66.7	100.0	5.7
11/28	Atlanta	3	3	3	0	0	0	0	0	0	0	0	0	0	21	100.0	100.0	7.0
12/05	at L.A. Rams	4	3	3	0	0	1	1	0	0	0	0	0	0	24	75.0	100.0	6.0
12/12	at Tennessee	3	2	2	0	0	1	1	0	0	0	0	0	0	17	66.7	100.0	5.7
12/19	Houston	1	0	0	0	0	1	1	0	0	0	0	0	0	3	0.0	100.0	3.0
12/26	at N.Y. Jets	4	1	1	0	0	1	1	0	0	0	2	0	0	10	25.0	50.0	2.5
01/02	at New England	6	6	5	0	0	0	0	0	0	0	0	0	0	41	100.0	100.0	6.8
01/09	Indianapolis	3	1	0	1	0	1	1	0	0	0	1	0	0	11	33.3	66.7	3.7
	TOTALS	**61**	**38**	**35**	**1**	**1**	**19**	**19**	**0**	**0**	**0**	**3**	**0**	**1**	**322**	**62.3**	**93.4**	**5.3**

2021 GOAL TO GO SITUATIONS

JAGUARS																		
						Miss			Blk/				Drive Ends				Score	
Date	Opponent	Pos	TD	PAT	2-Pt.	PAT	FG	FGA	MFG	INT	Fum	Dwns	Half	Game	Pts	TD%	Pct.	Pts/Poss
09/12	at Houston	1	1	1	0	0	0	0	0	0	0	0	0	0	7	100.0	100.0	7.0
09/19	Denver	0	0	0	0	0	0	0	0	0	0	0	0	0	0	0.0	0.0	0.0
09/26	Arizona	1	1	0	0	1	0	0	0	0	0	0	0	0	6	100.0	100.0	6.0
09/30	at Cincinnati	3	2	2	0	0	0	0	0	0	0	1	0	0	14	66.7	66.7	4.7
10/10	Tennessee	5	3	1	0	1	0	0	0	1	0	1	0	0	19	60.0	60.0	3.8
10/17	Miami	1	1	1	0	0	0	0	0	0	0	0	0	0	7	100.0	100.0	7.0
10/31	at Seattle	0	0	0	0	0	0	0	0	0	0	0	0	0	0	0.0	0.0	0.0
11/07	Buffalo	1	0	0	0	0	1	1	0	0	0	0	0	0	3	0.0	100.0	3.0
11/14	at Indianapolis	1	1	0	1	0	0	0	0	0	0	0	0	0	8	100.0	100.0	8.0
11/21	San Francisco	1	1	1	0	0	0	0	0	0	0	0	0	0	7	100.0	100.0	7.0
11/28	Atlanta	3	1	0	1	0	2	2	0	0	0	0	0	0	14	33.3	100.0	4.7
12/05	at L.A. Rams	1	1	1	0	0	0	0	0	0	0	0	0	0	7	100.0	100.0	7.0
12/12	at Tennessee	0	0	0	0	0	0	0	0	0	0	0	0	0	0	0.0	0.0	0.0
12/19	Houston	1	1	1	0	0	0	0	0	0	0	0	0	0	7	100.0	100.0	7.0
12/26	at N.Y. Jets	4	1	0	0	0	1	1	0	0	1	1	0	0	9	25.0	50.0	2.3
01/02	at New England	0	0	0	0	0	0	0	0	0	0	0	0	0	0	0.0	0.0	0.0
01/09	Indianapolis	3	2	2	0	0	1	1	0	0	0	0	0	0	17	66.7	100.0	5.7
	TOTALS	**26**	**16**	**10**	**2**	**2**	**5**	**5**	**0**	**1**	**1**	**3**	**0**	**0**	**125**	**61.5**	**80.8**	**4.8**

OPPONENT																		
						Miss			Blk/				Drive Ends				Score	
Date	Opponent	Pos	TD	PAT	2-Pt.	PAT	FG	FGA	MFG	INT	Fum	Dwns	Half	Game	Pts	TD%	Pct.	Pts/Poss
09/12	at Houston	4	3	3	0	0	1	1	0	0	0	0	0	0	24	75.0	100.0	6.0
09/19	Denver	2	0	0	0	0	1	1	0	0	0	0	0	1	3	0.0	50.0	1.5
09/26	Arizona	3	3	3	0	0	0	0	0	0	0	0	0	0	21	100.0	100.0	7.0
09/30	at Cincinnati	1	1	1	0	0	0	0	0	0	0	0	0	0	7	100.0	100.0	7.0
10/10	Tennessee	3	3	2	0	1	0	0	0	0	0	0	0	0	20	100.0	100.0	6.7
10/17	Miami	4	2	2	0	0	2	2	0	0	0	0	0	0	20	50.0	100.0	5.0
10/31	at Seattle	3	2	2	0	0	1	1	0	0	0	0	0	0	17	66.7	100.0	5.7
11/07	Buffalo	1	0	0	0	0	1	1	0	0	0	0	0	0	3	0.0	100.0	3.0
11/14	at Indianapolis	1	1	1	0	0	0	0	0	0	0	0	0	0	7	100.0	100.0	7.0
11/21	San Francisco	2	2	2	0	0	0	0	0	0	0	0	0	0	14	100.0	100.0	7.0
11/28	Atlanta	1	1	1	0	0	0	0	0	0	0	0	0	0	7	100.0	100.0	7.0
12/05	at L.A. Rams	3	3	3	0	0	0	0	0	0	0	0	0	0	21	100.0	100.0	7.0
12/12	at Tennessee	2	2	2	0	0	0	0	0	0	0	0	0	0	14	100.0	100.0	7.0
12/19	Houston	0	0	0	0	0	0	0	0	0	0	0	0	0	0	0.0	0.0	0.0
12/26	at N.Y. Jets	3	1	1	0	0	1	1	0	0	0	1	0	0	10	33.3	66.7	3.3
01/02	at New England	5	5	5	0	0	0	0	0	0	0	0	0	0	35	100.0	100.0	7.0
01/09	Indianapolis	1	0	0	0	0	0	0	0	0	0	1	0	0	0	0.0	0.0	0.0
	TOTALS	**39**	**29**	**28**	**0**	**1**	**7**	**7**	**0**	**0**	**0**	**2**	**0**	**1**	**223**	**74.4**	**92.3**	**5.7**

2021 DRIVE CHARTS

WEEK 1: JAGUARS 21, TEXANS 37 — SEPTEMBER 12, 2021

JAGUARS

#	RECD	LOST	POSS	OBTAINED	BEGAN	PLAYS	YDS	PEN	NET	1ST	ENDED	GIVEN UP
1	14:11	13:41	0:30	Punt	JAX 21	3	13	-5	8	0	JAX 29	Punt
2	06:39	04:39	2:00	Kickoff	JAX 25	5	48	-10	38	1	HOU 37	Missed FG
3	02:25	12:20	5:05	Kickoff	JAX 25	11	80	-5	75	5	HOU 22	Touchdown
4	08:07	04:42	3:25	Kickoff	JAX 25	6	35	-10	25	2	JAX 43	Interception
5	03:21	02:17	1:04	Punt	JAX 7	2	6	-5	1	0	JAX 8	Interception
6	00:59	00:37	0:22	Kickoff	JAX 25	3	0	0	0	0	JAX 25	Punt
7	00:08	00:00	0:08	Kickoff	JAX 25	1	-2	0	-2	0	JAX 25	End Half
8	15:00	13:39	1:21	Kickoff	JAX 25	3	5	0	5	0	JAX 30	Punt
9	09:47	08:08	1:39	Punt	JAX 11	3	8	0	8	0	JAX 19	Punt
10	03:24	01:48	1:36	Kickoff	JAX 25	4	60	15	75	3	HOU 41	Touchdown
11	00:15	14:49	0:26	Punt	JAX 21	3	7	0	7	0	JAX 28	Punt
12	11:56	09:39	2:17	Kickoff	JAX 25	8	38	0	38	2	HOU 37	Interception
13	07:41	05:23	2:18	Punt	JAX 24	5	7	0	7	1	JAX 31	Punt
14	02:50	00:05	2:45	Punt	JAX 15	12	90	-5	85	6	HOU 4	Touchdown

TEXANS

#	RECD	LOST	POSS	OBTAINED	BEGAN	PLAYS	YDS	PEN	NET	1ST	ENDED	GIVEN UP
1	15:00	14:11	0:49	Kickoff	HOU 25	3	6	0	6	0	HOU 31	Punt
2	13:41	06:39	7:02	Punt	HOU 16	14	84	0	84	5	JAX 1	Touchdown
3	04:39	02:25	2:14	Missed FG	HOU 45	5	55	0	55	3	JAX 7	Touchdown
4	12:20	08:07	4:13	Kickoff	HOU 24	9	59	-5	54	2	JAX 22	Field Goal
5	04:42	03:21	1:21	Interception	JAX 48	3	8	-5	3	0	JAX 45	Punt
6	02:17	00:59	1:18	Interception	JAX 7	5	7	-7	0	1	JAX 7	Field Goal
7	00:37	00:08	0:29	Punt	HOU 31	4	69	0	69	2	JAX 8	Touchdown
8	13:39	09:47	3:52	Punt	HOU 28	6	22	0	22	1	HOU 41	Punt
9	08:08	03:24	4:44	Punt	HOU 32	9	68	0	68	4	JAX 5	Touchdown
10	01:48	00:15	1:33	Kickoff	HOU 22	3	6	0	6	0	HOU 28	Punt
11	14:49	11:56	2:53	Punt	HOU 31	7	38	24	62	3	JAX 7	Field Goal
12	09:39	07:41	1:58	Interception	HOU 24	3	9	0	9	0	HOU 33	Punt
13	05:23	02:50	2:33	Punt	HOU 20	6	19	0	19	1	HOU 39	Punt
14	00:05	00:00	0:05	Kickoff	HOU 25	1	-1	0	-1	0	HOU 25	End Game

WEEK 2: JAGUARS 13, BRONCOS 23 — SEPTEMBER 19, 2021

JAGUARS

#	RECD	LOST	POSS	OBTAINED	BEGAN	PLAYS	YDS	PEN	NET	1ST	ENDED	GIVEN UP
1	15:00	09:21	5:39	Kickoff	JAX 17	11	83	0	83	4	DEN 25	Touchdown
2	00:26	14:43	0:43	Kickoff	JAX 25	3	-2	0	-2	0	JAX 23	Punt
3	11:35	08:34	3:01	Punt	JAX 28	6	2	36	38	1	DEN 34	Missed FG
4	07:25	05:56	1:29	Punt	JAX 14	3	7	0	7	0	JAX 21	Punt
5	01:54	00:19	1:35	Kickoff	JAX 25	12	40	5	45	3	DEN 30	Missed FG
6	12:35	10:30	2:05	Kickoff	JAX 25	3	0	0	0	0	JAX 25	Punt
7	06:44	04:23	2:21	Punt	JAX 17	4	18	5	23	1	JAX 40	Interception
8	01:04	00:01	1:03	Kickoff	JAX 25	3	6	-5	1	0	JAX 26	Punt
9	13:27	10:31	2:56	Punt	JAX 10	7	35	5	40	3	DEN 45	Interception
10	05:42	05:26	0:16	Kickoff	JAX 0	0	0	0	0	0	DEN 0	Touchdown

BRONCOS

#	RECD	LOST	POSS	OBTAINED	BEGAN	PLAYS	YDS	PEN	NET	1ST	ENDED	GIVEN UP
1	09:21	00:26	8:55	Kickoff	DEN 25	13	56	5	61	5	JAX 14	Field Goal
2	14:43	11:35	3:08	Punt	DEN 33	5	18	-5	13	1	DEN 46	Punt
3	08:34	07:25	1:09	Missed FG	DEN 42	3	1	0	1	0	DEN 43	Punt
4	05:56	01:54	4:02	Punt	DEN 20	8	80	0	80	4	JAX 12	Touchdown
5	00:19	00:00	0:19	Missed FG	DEN 38	4	39	0	39	1	DEN 47	End Half
6	15:00	12:35	2:25	Kickoff	DEN 25	4	75	0	75	2	JAX 14	Touchdown
7	10:30	06:44	3:46	Punt	DEN 19	5	21	-5	16	1	DEN 35	Punt
8	04:23	01:04	3:19	Interception	DEN 49	7	24	0	24	2	JAX 27	Field Goal
9	00:01	13:27	1:34	Punt	DEN 35	3	9	0	9	0	DEN 44	Punt
10	10:31	05:42	4:49	Interception	DEN 6	9	42	30	72	3	JAX 22	Field Goal
11	05:26	00:00	5:26	Kickoff	JAX 39	9	33	0	33	3	JAX 5	End Game

WEEK 3: JAGUARS 19, CARDINALS 31 — SEPTEMBER 26, 2021

JAGUARS

#	RECD	LOST	POSS	OBTAINED	BEGAN	PLAYS	YDS	PEN	NET	1ST	ENDED	GIVEN UP
1	15:00	13:24	1:36	Kickoff	JAX 25	3	7	0	7	0	JAX 32	Punt
2	11:57	10:04	1:53	Punt	JAX 23	3	5	0	5	0	JAX 28	Punt
3	06:42	03:25	3:17	Kickoff	JAX 25	7	30	0	30	2	ARI 45	Punt
4	01:05	12:18	3:47	Punt		7	33	0	33	2	ARI 17	Interception
5	09:04	07:44	1:20	Punt	JAX 21	3	9	0	9	0	JAX 30	Punt
6	03:22	00:21	3:01	Punt	JAX 26	9	79	-5	74	4	ARI 12	Touchdown
7	13:03	12:25	0:38	Interception	JAX 22	3	6	0	6	0	JAX 28	Punt
8	07:38	03:33	4:05	Kickoff	JAX 25	8	75	0	75	5	ARI 4	Touchdown
9	01:21	00:24	0:57	Kickoff	JAX 21	2	4	0	4	0	JAX 25	Interception
10	00:24	13:41	1:43	Kickoff	JAX 25	3	14	-10	4	0	JAX 29	Punt
11	06:49	04:11	2:38	Kickoff	JAX 25	8	36	15	51	4	ARI 24	Fumble
12	02:11	00:00	2:11	Punt	JAX 20	10	63	-10	53	3	ARI 16	Fumble

CARDINALS

#	RECD	LOST	POSS	OBTAINED	BEGAN	PLAYS	YDS	PEN	NET	1ST	ENDED	GIVEN UP
1	13:24	11:57	1:27	Punt	ARI 9	3	9	0	9	0	ARI 18	Punt
2	10:04	06:42	3:22	Punt	ARI 44	7	56	0	56	4	JAX 1	Touchdown
3	03:25	01:05	2:20	Punt	ARI 1	3	9	-5	4	0	ARI 5	Punt
4	12:18	09:04	3:14	Interception	ARI 14	5	28	-10	18	1	ARI 32	Punt
5	07:44	03:22	4:22	Punt	ARI 23	6	28	-10	18	2	ARI 41	Punt
6	00:21	00:00	0:21	Kickoff	ARI 25	4	25	0	25	2	ARI 38	Missed FG
7	15:00	13:03	1:57	Kickoff	ARI 25	5	17	15	32	2	JAX 43	Interception
8	12:25	07:38	4:47	Punt	ARI 16	12	68	0	68	3	JAX 16	Field Goal
9	03:33	01:21	2:12	Kickoff	ARI 25	5	75	0	75	4	JAX 4	Touchdown
10	13:41	06:49	6:52	Punt	ARI 35	11	65	0	65	4	JAX 1	Touchdown
11	04:11	02:11	2:00	Fumble	ARI 24	5	27	-10	17	1	ARI 41	Punt

WEEK 4: JAGUARS 21, BENGALS 24 — SEPTEMBER 30, 2021

JAGUARS

#	RECD	LOST	POSS	OBTAINED	BEGAN	PLAYS	YDS	PEN	NET	1ST	ENDED	GIVEN UP
1	15:00	10:49	4:11	Kickoff	JAX 25	7	24	0	24	2	JAX 49	Punt
2	05:21	01:28	3:53	Missed FG	JAX 33	8	67	0	67	6	CIN 6	Touchdown
3	00:29	14:10	1:19	Punt	JAX 27	3	8	-5	3	0	JAX 30	Punt
4	11:55	04:45	7:10	Punt	JAX 20	12	80	0	80	6	CIN 7	Touchdown
5	02:23	00:53	1:30	Punt	JAX 38	5	61	0	61	1	CIN 1	Downs
6	13:12	11:39	1:33	Kickoff	JAX 25	3	3	0	3	0	JAX 28	Punt
7	05:10	14:27	5:43	Kickoff	JAX 23	11	73	4	77	5	CIN 4	Touchdown
8	08:59	05:33	3:26	Kickoff	JAX 25	6	25	0	25	1	JAX 48	Punt

BENGALS

#	RECD	LOST	POSS	OBTAINED	BEGAN	PLAYS	YDS	PEN	NET	1ST	ENDED	GIVEN UP
1	10:49	05:21	5:28	Punt	CIN 9	9	76	-10	66	3	JAX 25	Missed FG
2	01:28	00:29	0:59	Kickoff	CIN 25	3	2	0	2	0	CIN 27	Punt
3	14:10	11:55	2:15	Punt	CIN 27	4	17	0	17	1	CIN 44	Punt
4	04:45	02:23	2:22	Kickoff	CIN 14	3	8	0	8	0	CIN 22	Punt
5	00:53	00:00	0:53	Downs	CIN 1	2	4	0	4	0	CIN 1	End Half
6	15:00	13:12	1:48	Kickoff	CIN 31	4	69	0	69	2	JAX 22	Touchdown
7	11:39	05:10	6:29	Punt	CIN 14	12	86	0	86	6	JAX 1	Touchdown
8	14:27	08:59	5:28	Kickoff	CIN 25	10	75	0	75	4	JAX 31	Touchdown
9	05:33	00:00	5:33	Punt	CIN 10	10	83	-10	73	5	JAX 17	Field Goal

WEEK 5: JAGUARS 19, TITANS 37 — OCTOBER 10, 2021

JAGUARS

#	RECD	LOST	POSS	OBTAINED	BEGAN	PLAYS	YDS	PEN	NET	1ST	ENDED	GIVEN UP
1	15:00	14:00	1:00	Kickoff	JAX 25	3	5	0	5	0	JAX 25	Fumble
2	14:00	11:21	2:39	Kickoff	JAX 25	5	75	0	75	3	TEN 1	Touchdown
3	08:05	04:46	3:19	Punt	JAX 18	4	24	-5	19	1	JAX 37	Punt
4	14:56	09:55	5:01	Kickoff	JAX 30	9	70	0	70	3	TEN 1	Touchdown
5	05:49	02:22	3:27	Kickoff	JAX 24	8	42	0	42	3	TEN 34	Missed FG
6	00:31	00:00	0:31	Kickoff	JAX 24	4	25	0	25	1	JAX 40	End Half
7	09:48	07:56	1:52	Kickoff	JAX 18	3	-4	0	-4	0	JAX 14	Punt
8	03:36	13:50	4:46	Punt	JAX 20	10	65	15	80	7	TEN 4	Touchdown
9	12:21	10:20	2:01	Punt	JAX 30	7	62	4	66	2	TEN 1	Downs
10	05:56	03:56	2:00	Punt	JAX 33	4	21	-15	6	0	JAX 39	Downs
11	01:54	00:00	1:54	Kickoff	JAX 25	10	69	0	69	4	TEN 6	Interception

TITANS

#	RECD	LOST	POSS	OBTAINED	BEGAN	PLAYS	YDS	PEN	NET	1ST	ENDED	GIVEN UP
1	11:21	08:05	3:16	Kickoff	TEN 25	5	28	-10	18	1	TEN 43	Punt
2	04:46	14:56	4:50	Punt	TEN 21	11	71	8	79	5	JAX 1	Touchdown
3	09:55	05:49	4:06	Kickoff	TEN 25	8	75	0	75	5	JAX 14	Touchdown
4	02:22	00:31	1:51	Missed FG	TEN 43	7	41	0	41	2	JAX 16	Field Goal
5	15:00	09:48	5:12	Kickoff	TEN 25	11	75	0	75	5	JAX 9	Touchdown
6	07:56	03:36	4:20	Punt	TEN 48	7	7	0	7	1	JAX 45	Punt
7	13:50	12:21	1:29	Kickoff	TEN 25	3	1	0	1	0	TEN 26	Punt
8	10:20	05:56	4:24	Downs	TEN 4	5	31	-10	21	1	TEN 25	Punt
9	03:56	01:54	2:02	Downs	JAX 39	5	39	0	39	3	JAX 10	Touchdown

WEEK 6: JAGUARS 23, DOLPHINS 20 — OCTOBER 17, 2021

JAGUARS

#	RECD	LOST	POSS	OBTAINED	BEGAN	PLAYS	YDS	PEN	NET	1ST	ENDED	GIVEN UP
1	07:45	03:49	3:56	Kickoff	JAX 22	8	56	0	56	2	MIA 22	Field Goal
2	14:15	12:39	1:36	Kickoff	JAX 25	3	7	-12	-5	0	JAX 20	Punt
3	10:33	08:49	1:44	Punt	JAX 13	3	3	-5	-2	0	JAX 11	Punt
4	05:38	02:05	3:33	Kickoff	JAX 25	8	54	-19	35	2	MIA 40	Punt
5	01:45	00:40	1:05	Punt	MIA 49	6	49	0	49	3	MIA 28	Touchdown
6	15:00	12:29	2:31	Kickoff	JAX 25	5	65	10	75	5	MIA 1	Touchdown
7	06:01	01:18	4:43	Punt	JAX 18	8	48	0	48	4	MIA 31	Fumble
8	01:07	14:15	1:52	Interception	MIA 39	5	30	0	30	1	MIA 9	Downs
9	10:22	08:43	1:39	Kickoff	JAX 13	5	24	-5	19	1	JAX 32	Punt
10	06:39	03:40	2:59	Punt	JAX 20	9	44	0	44	2	MIA 36	Field Goal
11	01:42	00:00	1:42	Downs	MIA 46	5	16	-5	11	1	MIA 35	Field Goal

DOLPHINS

#	RECD	LOST	POSS	OBTAINED	BEGAN	PLAYS	YDS	PEN	NET	1ST	ENDED	GIVEN UP
1	15:00	07:45	7:15	Kickoff	MIA 25	13	85	-10	75	6	JAX 6	Touchdown
2	03:49	14:15	4:34	Kickoff	MIA 19	9	76	-10	66	3	JAX 15	Field Goal
3	12:39	10:33	2:06	Punt	MIA 35	4	22	0	22	1	JAX 43	Punt
4	08:49	05:38	3:11	Punt	JAX 38	8	32	0	32	1	JAX 6	Field Goal
5	02:05	01:45	0:20	Punt	MIA 3	3	9	0	9	0	MIA 12	Punt
6	00:40	00:00	0:40	Kickoff	MIA 25	6	35	0	35	2	JAX 40	Missed FG
7	12:29	06:01	6:28	Kickoff	MIA 23	9	42	-15	27	2	MIA 44	Punt
8	01:18	01:07	0:11	Fumble	MIA 34	1	0	0	0	0	MIA 34	Interception
9	14:15	10:22	3:53	Downs	MIA 9	7	88	3	91	6	JAX 2	Touchdown
10	08:43	06:39	2:04	Punt	MIA 25	4	21	-5	16	1	MIA 41	Punt
11	03:40	01:42	1:58	Kickoff	MIA 25	7	21	0	21	1	MIA 46	Downs

WEEK 8: JAGUARS 7, SEAHAWKS 31 — OCTOBER 31, 2021

JAGUARS

#	RECD	LOST	POSS	OBTAINED	BEGAN	PLAYS	YDS	PEN	NET	1ST	ENDED	GIVEN UP
1	15:00	09:28	5:32	Kickoff	JAX 25	9	26	0	26	3	SEA 49	Punt
2	04:19	02:45	1:34	Kickoff	JAX 16	3	8	0	8	0	JAX 24	Punt
3	00:46	13:30	2:16	Punt	JAX 19	4	36	-5	31	2	JAX 40	Interception
4	09:24	06:06	3:18	Kickoff	JAX 31	8	30	0	30	2	SEA 39	Downs
5	00:06	00:00	0:06	Kickoff	JAX 39	1	-1	0	-1	0	JAX 39	End Half
6	13:19	11:51	1:28	Punt	SEA 45	4	7	0	7	0	SEA 38	Downs
7	08:09	06:57	1:12	Kickoff	JAX 8	3	8	0	8	0	JAX 16	Punt
8	04:41	14:08	5:33	Punt	JAX 12	11	45	-5	40	3	SEA 48	Downs
9	12:15	08:13	4:02	Punt	JAX 9	8	29	-10	19	2	JAX 28	Punt
10	06:34	01:49	4:45	Punt	JAX 20	16	80	0	80	6	SEA 9	Touchdown
11	01:43	00:00	1:43	Kickoff	JAX 9	7	41	0	41	2	JAX 42	End Game

SEAHAWKS

#	RECD	LOST	POSS	OBTAINED	BEGAN	PLAYS	YDS	PEN	NET	1ST	ENDED	GIVEN UP
1	09:28	04:19	5:09	Punt	SEA 20	10	65	15	80	5	JAX 1	Touchdown
2	02:45	00:46	1:59	Punt	SEA 25	3	8	0	8	0	SEA 33	Punt
3	13:30	09:24	4:06	Interception	SEA 27	8	63	10	73	5	JAX 16	Touchdown
4	06:06	00:06	6:00	Downs	SEA 40	12	30	17	47	3	JAX 13	Field Goal
5	15:00	13:19	1:41	Kickoff	SEA 23	3	-9	0	-9	0	SEA 14	Punt
6	11:51	08:09	3:42	Downs	SEA 38	8	62	0	62	4	JAX 5	Touchdown
7	06:57	04:41	2:16	Punt	JAX 45	3	4	-5	-1	0	JAX 46	Punt
8	14:08	12:15	1:53	Downs	SEA 48	3	12	-10	2	0	SEA 47	Punt
9	08:13	06:34	1:39	Punt	SEA 31	3	-6	0	-6	0	SEA 25	Punt
10	01:49	01:43	0:06	Kickoff	JAX 9	0	0	0	0	0	JAX 9	Touchdown

WEEK 9: JAGUARS 9, BILLS 6 — NOVEMBER 7, 2021

JAGUARS

#	RECD	LOST	POSS	OBTAINED	BEGAN	PLAYS	YDS	PEN	NET	1ST	ENDED	GIVEN UP
1	15:00	08:57	6:03	Kickoff	JAX 25	12	54	0	54	3	BUF 21	Field Goal
2	03:54	02:23	1:31	Kickoff	JAX 25	3	-7	0	-7	0	JAX 18	Punt
3	10:59	05:30	5:29	Kickoff	JAX 25	10	48	-10	38	3	BUF 37	Field Goal
4	03:20	01:26	1:54	Punt	JAX 22	6	38	20	58	3	BUF 20	Fumble
5	00:03	00:00	0:03	Punt	JAX 30	1	-1	0	-1	0	JAX 30	End Half
6	10:06	05:41	4:25	Interception	JAX 27	8	34	15	49	3	BUF 24	Missed FG
7	01:55	12:10	4:45	Interception	BUF 30	10	28	-1	27	3	BUF 3	Field Goal
8	09:56	08:17	1:39	Punt	JAX 20	3	8	-5	3	0	JAX 23	Punt
9	05:30	02:59	2:31	Fumble	JAX 37	5	10	0	10	1	JAX 47	Punt
10	01:02	00:00	1:02	Downs	JAX 48	3	6	-5	1	0	JAX 49	Punt

BILLS

#	RECD	LOST	POSS	OBTAINED	BEGAN	PLAYS	YDS	PEN	NET	1ST	ENDED	GIVEN UP
1	08:57	03:54	5:03	Kickoff	BUF 46	12	48	0	48	3	JAX 6	Field Goal
2	02:23	10:59	6:24	Punt	BUF 29	12	63	-15	48	4	JAX 23	Field Goal
3	05:30	03:20	2:10	Kickoff	BUF 21	5	12	0	12	1	BUF 33	Punt
4	01:26	00:03	1:23	Fumble	BUF 20	5	9	0	9	1	BUF 29	Punt
5	15:00	10:06	4:54	Kickoff	BUF 30	9	45	0	45	2	JAX 25	Interception
6	05:41	01:55	3:46	Missed FG	BUF 32	6	23	-15	8	1	BUF 40	Interception
7	12:10	09:56	2:14	Kickoff	BUF 22	5	35	-5	30	2	JAX 48	Punt
8	08:17	05:30	2:47	Punt	BUF 29	5	34	0	34	1	JAX 37	Fumble
9	02:59	01:02	1:57	Punt	BUF 20	8	32	0	32	2	JAX 48	Downs

2021 DRIVE CHARTS

WEEK 10: JAGUARS 17, COLTS 23 — NOVEMBER 14, 2021

JAGUARS

#	RECD	LOST	POSS	OBTAINED	BEGAN	PLAYS	YDS	PEN	NET	1ST	ENDED	GIVEN UP
1	09:57	08:23	1:34	Kickoff	JAX 23	3	6	-5	1	0	JAX 24	Blocked Punt
2	08:23	06:55	1:28	Kickoff	JAX 9	3	2	0	2	0	JAX 11	Punt
3	02:48	01:03	1:45	Kickoff	JAX 22	4	78	0	78	2	JAX 34	Touchdown
4	14:48	13:48	1:00	Punt	JAX 38	3	3	0	3	0	JAX 41	Punt
5	11:04	09:05	1:59	Punt	JAX 37	3	17	-10	7	0	JAX 44	Punt
6	07:29	05:22	2:07	Punt	JAX 43	3	8	0	8	0	IND 49	Punt
7	01:43	01:05	0:38	Kickoff	JAX 25	3	8	0	8	0	JAX 33	Punt
8	00:36	00:00	0:36	Punt	JAX 30	6	32	0	32	1	IND 38	Field Goal
9	15:00	10:55	4:05	Kickoff	JAX 20	9	51	-3	48	3	IND 32	Missed FG
10	09:14	04:20	4:54	Punt	JAX 16	8	36	-15	21	2	JAX 37	Punt
11	00:44	10:34	5:10	Punt	JAX 35	10	60	5	65	5	IND 1	Touchdown
12	08:24	07:28	0:56	Punt	JAX 23	3	1	0	1	0	JAX 24	Punt
13	02:22	00:50	1:32	Kickoff	JAX 25	6	29	0	29	2	IND 46	Fumble

COLTS

#	RECD	LOST	POSS	OBTAINED	BEGAN	PLAYS	YDS	PEN	NET	1ST	ENDED	GIVEN UP
1	15:00	09:57	5:03	Kickoff	IND 32	10	63	0	63	3	JAX 5	Field Goal
2	06:55	02:48	4:07	Punt	IND 47	8	53	0	53	4	JAX 4	Touchdown
3	01:03	14:48	1:15	Kickoff	IND 20	3	0	-5	-5	0	IND 15	Punt
4	13:48	11:04	2:44	Punt	IND 11	3	14	-5	9	0	IND 20	Punt
5	09:05	07:29	1:36	Punt	IND 10	3	4	0	4	0	IND 14	Punt
6	05:22	01:43	3:39	Punt	IND 18	9	61	10	71	3	JAX 11	Field Goal
7	01:05	00:36	0:29	Punt	IND 26	4	10	0	10	1	IND 36	Punt
8	10:55	09:14	1:41	Missed FG	IND 41	3	6	0	6	0	IND 47	Punt
9	04:20	00:44	3:36	Punt	IND 9	5	16	-5	11	1	IND 20	Punt
10	10:34	08:24	2:10	Kickoff	IND 30	3	-3	0	-3	0	IND 27	Punt
11	07:28	02:22	5:06	Punt	IND 17	11	74	-10	64	3	JAX 19	Field Goal
12	00:50	00:00	0:50	Fumble	IND 45	3	-3	0	-3	0	IND 43	End Game

WEEK 11: JAGUARS 10, 49ERS 30 — NOVEMBER 21, 2021

JAGUARS

#	RECD	LOST	POSS	OBTAINED	BEGAN	PLAYS	YDS	PEN	NET	1ST	ENDED	GIVEN UP
1	01:55	00:20	1:35	Kickoff	JAX 25	3	5	0	5	0	JAX 30	Punt
2	11:24	11:16	0:08	Kickoff	JAX 25	1	6	0	6	0	JAX 25	Fumble
3	08:25	01:53	6:32	Kickoff	JAX 21	12	72	-5	67	4	SF 12	Field Goal
4	15:00	14:34	0:26	Kickoff	JAX 25	3	0	0	0	0	JAX 25	Punt
5	08:49	05:04	3:45	Kickoff	JAX 23	6	17	0	17	1	JAX 40	Punt
6	02:42	10:59	6:43	Punt	JAX 29	12	37	-20	17	3	JAX 46	Punt
7	05:33	03:04	2:29	Kickoff	JAX 25	8	63	12	75	6	SF 1	Touchdown

49ERS

#	RECD	LOST	POSS	OBTAINED	BEGAN	PLAYS	YDS	PEN	NET	1ST	ENDED	GIVEN UP
1	15:00	01:55	13:05	Kickoff	SF 11	20	77	10	87	7	JAX 2	Field Goal
2	00:20	11:24	3:56	Punt	SF 20	7	80	0	80	4	JAX 25	Touchdown
3	11:16	08:25	2:51	Fumble	JAX 35	7	14	21	35	3	JAX 6	Touchdown
4	01:53	00:00	1:53	Kickoff	SF 25	7	45	0	45	2	JAX 30	Field Goal
5	14:34	08:49	5:45	Punt	SF 23	11	77	0	77	6	JAX 1	Touchdown
6	05:04	02:42	2:22	Punt	SF 9	4	17	0	17	1	SF 26	Punt
7	10:59	08:33	2:26	Punt	SF 15	3	-2	0	-2	0	SF 13	Punt
8	08:33	05:33	3:00	Muffed Punt	JAX 44	5	17	0	17	1	JAX 27	Field Goal
9	03:04	00:00	3:04	Kickoff	SF 25	5	9	0	9	1	SF 35	End Game

WEEK 12: JAGUARS 14, FALCONS 21 — NOVEMBER 28, 2021

JAGUARS

#	RECD	LOST	POSS	OBTAINED	BEGAN	PLAYS	YDS	PEN	NET	1ST	ENDED	GIVEN UP
1	10:03	05:55	4:08	Punt	JAX 14	8	28	-5	23	2	JAX 37	Punt
2	00:38	12:22	3:16	Kickoff	JAX 28	7	37	0	37	2	ATL 35	Interception
3	08:27	07:44	0:43	Punt	JAX 20	2	9	0	9	0	JAX 28	Fumble
4	06:40	00:45	5:55	Kickoff	JAX 27	14	70	0	70	4	ATL 3	Field Goal
5	00:19	00:00	0:19	Interception		4	9	0	9	0	ATL 41	Downs
6	15:00	12:48	2:12	Kickoff	JAX 21	5	25	0	25	1	JAX 46	Punt
7	07:47	06:20	1:27	Kickoff	JAX 25	3	7	0	7	0	JAX 32	Punt
8	04:06	00:22	3:44	Punt	JAX 28	9	72	0	72	5	ATL 7	Touchdown
9	12:57	06:28	6:29	Punt	JAX 10	14	89	-15	74	5	ATL 16	Field Goal
10	02:14	01:19	0:55	Punt	JAX 18	7	11	0	11	1	JAX 29	Downs

FALCONS

#	RECD	LOST	POSS	OBTAINED	BEGAN	PLAYS	YDS	PEN	NET	1ST	ENDED	GIVEN UP
1	15:00	10:03	4:57	Kickoff	ATL 32	9	32	-10	22	2	JAX 46	Punt
2	05:55	00:38	5:17	Punt	ATL 19	9	81	0	81	6	JAX 7	Touchdown
3	12:22	08:27	3:55	Interception	ATL 1	7	39	5	44	2	ATL 45	Punt
4	07:44	06:40	1:04	Fumble	JAX 29	4	16	13	29	2	JAX 12	Touchdown
5	00:45	00:19	0:26	Kickoff	ATL 24	2	7	0	7	0	ATL 31	Interception
6	12:48	07:47	5:01	Punt	ATL 12	9	88	0	88	5	JAX 12	Touchdown
7	06:20	04:06	2:14	Punt	ATL 27	3	9	0	9	0	ATL 36	Punt
8	00:22	12:57	2:25	Kickoff	ATL 29	6	29	0	29	2	JAX 42	Punt
9	06:28	02:14	4:14	Kickoff	ATL 21	8	33	-11	22	2	ATL 43	Punt
10	01:19	00:00	1:19	Downs	JAX 29	2	-2	0	-2	0	JAX 30	End Game

WEEK 13: JAGUARS 7, RAMS 37 — DECEMBER 5, 2021

JAGUARS

#	RECD	LOST	POSS	OBTAINED	BEGAN	PLAYS	YDS	PEN	NET	1ST	ENDED	GIVEN UP
1	12:20	11:46	0:34	Kickoff	JAX 31	2	3	0	3	0	JAX 33	Fumble
2	10:25	08:53	1:32	Kickoff	JAX 25	3	6	0	6	0	JAX 31	Punt
3	04:55	13:23	6:32	Punt	JAX 27	13	61	12	73	6	LAR 1	Touchdown
4	07:41	06:12	1:29	Kickoff	JAX 40	3	-2	0	-2	0	JAX 38	Punt
5	03:41	02:15	1:26	Punt	JAX 49	3	4	5	9	1	LAR 42	Punt
6	00:19	00:00	0:19	Kickoff	JAX 25	3	11	0	11	1	JAX 36	End Half
7	15:00	14:01	0:59	Kickoff	JAX 25	3	5	0	5	0	JAX 30	Punt
8	11:43	08:36	3:07	Kickoff	JAX 25	7	38	0	38	2	LAR 37	Downs
9	03:27	01:27	2:00	Kickoff	JAX 25	5	21	0	21	1	JAX 44	Fumble
10	10:52	04:50	6:02	Kickoff	JAX 25	8	31	-5	26	2	LAR 49	Punt
11	02:15	00:00	2:15	Punt	JAX 1	5	19	0	19	1	JAX 18	End Game

RAMS

#	RECD	LOST	POSS	OBTAINED	BEGAN	PLAYS	YDS	PEN	NET	1ST	ENDED	GIVEN UP
1	15:00	12:20	2:40	Kickoff	JAX 34	6	12	0	12	1	JAX 22	Field Goal
2	11:46	10:25	1:21	Fumble	JAX 27	3	32	-5	27	2	JAX 5	Touchdown
3	08:53	04:55	3:58	Punt	LAR 1	7	26	0	26	2	LAR 27	Punt
4	13:23	07:41	5:42	Kickoff	LAR 17	10	57	0	57	2	JAX 26	Field Goal
5	06:12	03:41	2:31	Punt	LAR 9	5	11	0	11	1	LAR 20	Punt
6	02:15	00:19	1:56	Punt	LAR 11	10	55	15	70	4	JAX 19	Field Goal
7	14:01	11:43	2:18	Punt	LAR 15	4	85	0	85	2	JAX 29	Touchdown
8	08:36	03:27	5:09	Downs	LAR 38	10	67	-5	62	4	JAX 2	Touchdown
9	01:27	10:52	5:35	Fumble	LAR 45	10	41	14	55	5	JAX 1	Touchdown
10	04:50	02:15	2:35	Punt	LAR 9	4	32	0	32	1	LAR 41	Punt

2021 DRIVE CHARTS

WEEK 14: JAGUARS 0, TITANS 20 — DECEMBER 12, 2021

JAGUARS

#	RECD	LOST	POSS	OBTAINED	BEGAN	PLAYS	YDS	PEN	NET	1ST	ENDED	GIVEN UP
1	10:03	05:42	4:21	Kickoff	JAX 25	6	4	0	4	1	JAX 29	Punt
2	00:37	11:14	4:23	Missed FG	JAX 37	6	29	-10	19	1	TEN 44	Punt
3	03:10	00:58	2:12	Kickoff	JAX 25	6	20	0	20	1	JAX 45	Punt
4	00:02	00:00	0:02	Punt	JAX 48	1	31	0	31	1	JAX 48	End Half
5	15:00	12:54	2:06	Kickoff	JAX 25	5	20	0	20	1	JAX 45	Interception
6	10:47	08:01	2:46	Punt	JAX 11	6	16	0	16	1	JAX 27	Punt
7	02:51	00:29	2:22	Kickoff	JAX 15	5	59	-10	49	2	TEN 36	Interception
8	11:59	10:50	1:09	Punt	JAX 29	3	7	-5	2	0	JAX 31	Interception
9	09:12	06:55	2:17	Punt	JAX 41	7	-2	0	-2	1	JAX 39	Punt
10	04:24	03:32	0:52	Punt	JAX 18	2	3	-9	-6	0	JAX 12	Interception
11	02:20	01:47	0:33	Kickoff	JAX 25	4	5	0	5	0	JAX 27	Downs

TITANS

#	RECD	LOST	POSS	OBTAINED	BEGAN	PLAYS	YDS	PEN	NET	1ST	ENDED	GIVEN UP
1	15:00	10:03	4:57	Kickoff	TEN 26	10	59	15	74	6	JAX 5	Touchdown
2	05:42	00:37	5:05	Punt	TEN 24	9	42	5	47	3	JAX 29	Missed FG
3	11:14	03:10	8:04	Punt	TEN 12	15	57	5	62	5	JAX 26	Field Goal
4	00:58	00:02	0:56	Punt	TEN 8	4	4	5	9	1	TEN 17	Punt
5	12:54	10:47	2:07	Interception	TEN 44	3	8	0	8	0	JAX 48	Punt
6	08:01	02:51	5:10	Punt	TEN 31	11	54	15	69	5	JAX 5	Touchdown
7	00:29	11:59	3:30	Interception	TEN 33	5	8	0	8	1	TEN 41	Punt
8	10:50	09:12	1:38	Interception	TEN 18	3	2	0	2	0	TEN 20	Punt
9	06:55	04:24	2:31	Punt	TEN 17	5	19	0	19	1	TEN 36	Punt
10	03:32	02:20	1:12	Interception	JAX 14	4	13	-10	3	0	JAX 11	Field Goal
11	01:47	00:00	1:47	Downs	JAX 30	3	-3	0	-3	0	JAX 32	End Game

WEEK 15: JAGUARS 16, TEXANS 30 — DECEMBER 19, 2021

JAGUARS

#	RECD	LOST	POSS	OBTAINED	BEGAN	PLAYS	YDS	PEN	NET	1ST	ENDED	GIVEN UP
1	06:39	01:42	4:57	Kickoff	JAX 17	9	64	15	79	4	HOU 4	Field Goal
2	01:26	12:09	4:17	Kickoff	JAX 25	10	75	0	75	6	HOU 1	Touchdown
3	09:25	07:49	1:36	Punt	JAX 18	3	-7	0	-7	0	JAX 11	Punt
4	03:06	00:21	2:45	Kickoff	JAX 25	8	32	5	37	2	HOU 38	Downs
5	15:00	12:52	2:08	Kickoff	JAX 14	3	-4	0	-4	0	JAX 10	Punt
6	10:39	04:47	5:52	Kickoff	JAX 25	12	60	-5	55	5	HOU 20	Field Goal
7	03:33	01:56	1:37	Punt	JAX 34	3	8	0	8	0	JAX 42	Punt
8	13:22	11:18	2:04	Interception	HOU 22	4	5	0	5	0	HOU 17	Field Goal
9	09:29	08:31	0:58	Punt	JAX 18	3	2	0	2	0	JAX 20	Punt
10	06:26	05:09	1:17	Punt	JAX 4	3	4	0	4	0	JAX 8	Punt
11	02:22	00:00	2:22	Kickoff	JAX 25	11	57	-10	47	4	HOU 39	End Game

TEXANS

#	RECD	LOST	POSS	OBTAINED	BEGAN	PLAYS	YDS	PEN	NET	1ST	ENDED	GIVEN UP
1	15:00	06:39	8:21	Kickoff	HOU 25	15	75	0	75	5	JAX 22	Touchdown
2	01:42	01:26	0:16	Kickoff	HOU 0	0	0	0	0	0	JAX 0	Touchdown
3	12:09	09:25	2:44	Kickoff	HOU 25	3	11	-5	6	0	HOU 31	Punt
4	07:49	03:06	4:43	Punt	JAX 49	7	25	-10	15	1	JAX 34	Field Goal
5	00:21	00:00	0:21	Downs	HOU 38	5	29	0	29	2	JAX 33	Field Goal
6	12:52	10:39	2:13	Punt	JAX 47	7	40	0	40	1	JAX 7	Field Goal
7	04:47	03:33	1:14	Kickoff	HOU 40	3	4	0	4	0	HOU 44	Punt
8	01:56	13:22	3:34	Punt	HOU 4	6	13	0	13	1	HOU 17	Interception
9	11:18	09:29	1:49	Kickoff	HOU 33	3	6	-5	1	0	HOU 34	Punt
10	08:31	06:26	2:05	Punt	HOU 40	5	23	-5	18	1	JAX 42	Punt
11	05:09	02:22	2:47	Punt	HOU 45	6	55	0	55	2	JAX 43	Touchdown

WEEK 16: JAGUARS 21, JETS 26 — DECEMBER 26, 2021

JAGUARS

#	RECD	LOST	POSS	OBTAINED	BEGAN	PLAYS	YDS	PEN	NET	1ST	ENDED	GIVEN UP
1	15:00	08:12	6:48	Kickoff	JAX 25	12	38	35	73	4	NYJ 2	Field Goal
2	03:54	13:08	5:46	Kickoff	JAX 25	12	75	0	75	5	NYJ 3	Touchdown
3	12:57	08:15	4:42	Kickoff	JAX 25	11	48	0	48	3	NYJ 27	Field Goal
4	07:10	05:09	2:01	Punt	JAX 9	4	11	5	16	1	JAX 25	Punt
5	00:10	00:00	0:10	Downs	JAX 2	1	-1	0	-1	0	JAX 2	End Half
6	09:47	07:05	2:42	Kickoff	JAX 24	5	-5	0	-5	2	JAX 47	Fumble
7	05:04	00:25	4:39	Downs	JAX 4	10	80	-5	75	3	NYJ 21	Field Goal
8	09:16	05:25	3:51	Kickoff	JAX 25	8	65	10	75	5	NYJ 1	Touchdown
9	01:47	00:08	1:39	Kickoff	JAX 25	11	74	0	74	4	NYJ 1	Downs

JETS

#	RECD	LOST	POSS	OBTAINED	BEGAN	PLAYS	YDS	PEN	NET	1ST	ENDED	GIVEN UP
1	08:12	03:54	4:18	Kickoff	NYJ 9	8	91	0	91	3	NYJ 48	Touchdown
2	13:08	12:57	0:11	Kickoff	NYJ 0	0	0	0	0	0	JAX 0	Touchdown
3	08:15	07:10	1:05	Kickoff	NYJ 39	3	1	0	1	0	NYJ 40	Punt
4	05:09	00:10	4:59	Punt	NYJ 28	15	70	0	70	3	JAX 2	Downs
5	15:00	09:47	5:13	Kickoff	NYJ 28	9	48	0	48	3	JAX 24	Field Goal
6	07:05	05:04	2:01	Fumble	JAX 13	4	9	0	9	0	JAX 8	Downs
7	00:25	09:16	6:09	Kickoff	NYJ 20	11	80	0	80	6	JAX 1	Touchdown
8	05:25	01:47	3:38	Kickoff	NYJ 32	10	72	-5	67	3	JAX 1	Field Goal
9	00:08	00:00	0:08	Downs	NYJ 1	1	2	0	2	0	NYJ 1	End Game

WEEK 17: JAGUARS 10, PATRIOTS 50 — JANUARY 2, 2022

JAGUARS

#	RECD	LOST	POSS	OBTAINED	BEGAN	PLAYS	YDS	PEN	NET	1ST	ENDED	GIVEN UP
1	15:00	12:52	2:08	Kickoff	JAX 25	3	7	0	7	0	JAX 32	Punt
2	05:49	02:18	3:31	Kickoff	JAX 23	8	66	0	66	2	NE 11	Field Goal
3	12:02	08:17	3:45	Kickoff	JAX 22	6	40	0	40	2	NE 38	Interception
4	04:40	01:59	2:41	Kickoff	JAX 19	5	21	0	21	1	JAX 40	Interception
5	00:48	00:00	0:48	Kickoff	JAX 14	3	16	0	16	1	JAX 41	End Half
6	11:14	08:42	2:32	Kickoff	JAX 25	5	6	15	21	1	JAX 46	Punt
7	04:54	02:45	2:09	Punt	JAX 12	3	6	-10	-4	0	JAX 8	Interception
8	02:42	01:14	1:28	Kickoff	JAX 24	3	7	0	7	0	JAX 31	Punt
9	11:46	10:53	0:53	Kickoff	JAX 25	3	9	0	9	0	JAX 34	Punt
10	07:07	03:48	3:19	Kickoff	JAX 25	8	75	0	75	4	NE 28	Touchdown

PATRIOTS

#	RECD	LOST	POSS	OBTAINED	BEGAN	PLAYS	YDS	PEN	NET	1ST	ENDED	GIVEN UP
1	12:52	05:49	7:03	Punt	NE 30	11	80	-10	70	5	JAX 2	Touchdown
2	02:18	12:02	5:16	Kickoff	NE 34	9	66	0	66	5	JAX 7	Touchdown
3	08:17	04:40	3:37	Interception	JAX 33	7	33	0	33	3	JAX 6	Touchdown
4	01:59	00:48	1:11	Interception	JAX 43	6	28	15	43	4	JAX 4	Touchdown
5	15:00	11:14	3:46	Kickoff	NE 23	6	77	0	77	4	JAX 20	Touchdown
6	08:42	04:54	3:48	Punt	NE 20	7	36	-5	31	2	JAX 49	Punt
7	02:45	02:42	0:03	Interception	JAX 1	1	1	0	1	1	JAX 1	Touchdown
8	01:14	11:46	4:28	Punt	NE 22	11	53	0	53	3	JAX 25	Field Goal
9	10:53	07:07	3:46	Punt	NE 26	7	74	0	74	3	JAX 6	Touchdown
10	03:48	00:00	3:48	Kickoff	NE 18	6	23	0	23	2	NE 42	End Game

WEEK 18: JAGUARS 26, COLTS 11 — JANUARY 9, 2022

JAGUARS

#	RECD	LOST	POSS	OBTAINED	BEGAN	PLAYS	YDS	PEN	NET	1ST	ENDED	GIVEN UP
1	15:00	07:48	7:12	Kickoff	JAX 25	12	80	-5	75	5	IND 2	Touchdown
2	05:57	01:56	4:01	Downs	JAX 41	5	24	-10	14	1	IND 45	Punt
3	09:08	03:06	6:02	Kickoff	JAX 25	11	71	0	71	3	IND 4	Field Goal
4	01:35	00:00	1:35	Punt	JAX 27	11	64	7	71	5	IND 2	Field Goal
5	12:33	11:32	1:01	Fumble	IND 23	4	2	0	2	0	IND 21	Field Goal
6	08:29	06:59	1:30	Punt	JAX 20	3	1	0	1	0	JAX 21	Punt
7	06:52	03:08	3:44	Interception	IND 45	6	45	0	45	3	IND 3	Touchdown
8	12:53	10:31	2:22	Downs	JAX 1	3	6	0	6	0	JAX 7	Punt
9	09:41	08:15	1:26	Downs	IND 41	6	18	10	28	1	IND 13	Field Goal
10	04:26	00:00	4:26	Kickoff	IND 49	7	7	0	7	1	IND 41	End Game

COLTS

#	RECD	LOST	POSS	OBTAINED	BEGAN	PLAYS	YDS	PEN	NET	1ST	ENDED	GIVEN UP
1	07:48	05:57	1:51	Kickoff	IND 39	5	20	0	20	1	JAX 42	Downs
2	01:56	09:08	7:48	Punt	IND 20	12	57	0	57	3	JAX 23	Field Goal
3	03:06	01:35	1:31	Kickoff	IND 25	3	-2	5	3	0	IND 28	Punt
4	15:00	12:33	2:27	Kickoff	IND 20	4	3	0	3	1	IND 38	Fumble
5	11:32	08:29	3:03	Kickoff	IND 25	6	32	-10	22	1	IND 47	Punt
6	06:59	06:52	0:07	Punt	IND 29	1	0	0	0	0	IND 29	Interception
7	03:08	12:53	5:15	Kickoff	IND 45	10	40	14	54	3	JAX 1	Downs
8	10:31	09:41	0:50	Punt	IND 43	4	-2	0	-2	0	IND 41	Downs
9	08:15	04:26	3:49	Kickoff	IND 25	9	85	-10	75	4	JAX 12	Touchdown

2021 INDIVIDUAL GAME-BY-GAME STATS: RUSHING

RUSHING:		JAMES ROBINSON					TREVOR LAWRENCE					CARLOS HYDE				
DATE	OPP.	NO.	YDS	AVG	LG	TD	NO.	YDS	AVG	LG	TD	NO.	YDS	AVG	LG	TD
09/12	at Houston	5	25	5.0	7	0	1	-2	-2.0	-2	0	9	44	4.9	13	0
09/19	Denver	11	47	4.3	12	0	2	21	10.5	11	0	2	7	3.5	6	0
09/26	Arizona	15	88	5.9	21	1	6	27	4.5	10	0	8	44	5.5	18	0
09/30	at Cincinnati	18	78	4.3	20	2	8	36	4.5	11	1	INACTIVE				
10/10	Tennessee	18	149	8.3	58	1	7	28	4.0	8	1	5	13	2.6	7	0
10/17	Miami	17	73	4.3	24	1	2	11	5.5	12	0	0	0	0.0	--	0
10/31	at Seattle	4	22	5.5	14	0	3	11	3.7	8	0	9	32	3.6	7	0
11/07	Buffalo	INACTIVE					3	4	1.3	3	0	21	67	3.2	15	0
11/14	at Indianapolis	12	57	4.8	18	1	5	33	6.6	12	0	2	4	2.0	5	0
11/21	San Francisco	12	29	2.4	7	1	3	23	7.7	10	0	0	0	0.0	--	0
11/28	Atlanta	17	86	5.1	12	0	5	39	7.8	10	0	6	16	2.7	8	0
12/05	at L.A. Rams	8	24	3.0	13	0	4	10	2.5	9	0	9	24	2.7	10	1
12/12	at Tennessee	6	4	0.7	5	0	1	2	2.0	2	0	1	2	2.0	2	0
12/19	Houston	18	75	4.2	16	1	5	21	4.2	10	0	INACTIVE				
12/26	at N.Y. Jets	3	10	3.3	9	0	6	37	6.2	26	0	INJURED RESERVE				
01/02	at New England	INJURED RESERVE					2	16	8.0	15	0	INJURED RESERVE				
01/09	Indianapolis	INJURED RESERVE					10	17	1.7	8	0	INJURED RESERVE				
TOTALS		**164**	**767**	**4.7**	**58**	**8**	**73**	**334**	**4.6**	**26**	**2**	**72**	**253**	**3.5**	**18**	**1**

RUSHING:		DARE OGUNBOWALE					JAMAL AGNEW					RYQUELL ARMSTEAD				
DATE	OPP.	NO.	YDS	AVG	LG	TD	NO.	YDS	AVG	LG	TD	NO.	YDS	AVG	LG	TD
09/12	at Houston	0	0	0.0	--	0	0	0	0.0	--	0	NOT ON ROSTER				
09/19	Denver	0	0	0.0	--	0	0	0	0.0	--	0	NOT ON ROSTER				
09/26	Arizona	0	0	0.0	--	0	0	0	0.0	--	0	NOT ON ROSTER				
09/30	at Cincinnati	2	3	1.5	2	0	1	11	11.0	11	0	NOT ON ROSTER				
10/10	Tennessee	0	0	0.0	--	0	1	8	8.0	8	0	Saints				
10/17	Miami	0	0	0.0	--	0	0	0	0.0	--	0	Saints				
10/31	at Seattle	2	9	4.5	5	0	0	0	0.0	--	0	NOT ON ROSTER				
11/07	Buffalo	1	1	1.0	1	0	1	11	11.0	11	0	Packers				
11/14	at Indianapolis	0	0	0.0	--	0	3	79	26.3	66t	1	Packers				
11/21	San Francisco	0	0	0.0	--	0	1	2	2.0	2	0	Packers				
11/28	Atlanta	0	0	0.0	--	0	INJURED RESERVE					Packers				
12/05	at L.A. Rams	0	0	0.0	--	0	INJURED RESERVE					Packers				
12/12	at Tennessee	0	0	0.0	--	0	INJURED RESERVE					Packers				
12/19	Houston	1	1	1.0	1	0	INJURED RESERVE					Packers				
12/26	at N.Y. Jets	17	57	3.4	9	1	INJURED RESERVE					ON INACTIVE LIST				
01/02	at New England	9	36	4.0	5	0	INJURED RESERVE					6	28	4.7	9	0
01/09	Indianapolis	11	30	2.7	12	0	INJURED RESERVE					9	52	5.8	26	0
TOTALS		**43**	**137**	**3.2**	**12**	**1**	**7**	**111**	**15.9**	**66T**	**1**	**15**	**80**	**5.3**	**26**	**0**

RUSHING:		LAVISKA SHENAULT JR.					TAVON AUSTIN					ANDREW WINGARD				
DATE	OPP.	NO.	YDS	AVG	LG	TD	NO.	YDS	AVG	LG	TD	NO.	YDS	AVG	LG	TD
09/12	at Houston	1	9	9.0	9	0	INJURED RESERVE					0	0	0.0	--	0
09/19	Denver	1	0	0.0	--	0	INJURED RESERVE					0	0	0.0	--	0
09/26	Arizona	0	0	0.0	--	0	INJURED RESERVE					0	0	0.0	--	0
09/30	at Cincinnati	1	11	11.0	11	0	0	0	0.0	--	0	0	0	0.0	--	0
10/10	Tennessee	0	0	0.0	--	0	0	0	0.0	--	0	0	0	0.0	--	0
10/17	Miami	0	0	0.0	--	0	0	0	0.0	--	0	0	0	0.0	--	0
10/31	at Seattle	1	8	8.0	8	0	0	0	0.0	--	0	0	0	0.0	--	0
11/07	Buffalo	1	-4	-4.0	-4	0	0	0	0.0	--	0	0	0	0.0	--	0
11/14	at Indianapolis	2	6	3.0	5	0	0	0	0.0	--	0	0	0	0.0	--	0
11/21	San Francisco	0	0	0.0	--	0	0	0	0.0	--	0	0	0	0.0	--	0
11/28	Atlanta	0	0	0.0	--	0	0	0	0.0	--	0	0	0	0.0	--	0
12/05	at L.A. Rams	3	1	0.3	3	0	0	0	0.0	--	0	0	0	0.0	--	0
12/12	at Tennessee	0	0	0.0	--	0	0	0	0.0	--	0	0	0	0.0	--	0
12/19	Houston	1	10	10.0	10	0	0	0	0.0	--	0	0	0	0.0	--	0
12/26	at N.Y. Jets	RESERVE/COVID-19					3	21	7.0	8	0	1	4	4.0	4	0
01/02	at New England	0	0	0.0	--	0	0	0	0.0	--	0	RESERVE/COVID-19				
01/09	Indianapolis	0	0	0.0	--	0	INACTIVE					RESERVE/COVID-19				
TOTALS		**11**	**41**	**3.7**	**11**	**0**	**3**	**21**	**7.0**	**8**	**0**	**1**	**4**	**4.0**	**4**	**0**

2021 INDIVIDUAL GAME-BY-GAME STATS: RUSHING

RUSHING:		C.J. BEATHARD					MEKHI SARGENT				
DATE	OPP.	NO.	YDS	AVG	LG	TD	NO.	YDS	AVG	LG	TD
09/12	at Houston	*DID NOT PLAY (NON-INJURY)*					*Titans*				
09/19	Denver	*DID NOT PLAY (NON-INJURY)*					*Titans*				
09/26	Arizona	*DID NOT PLAY (NON-INJURY)*					*Titans*				
09/30	at Cincinnati	*DID NOT PLAY (NON-INJURY)*					*Titans*				
10/10	Tennessee	*DID NOT PLAY (NON-INJURY)*					*Titans*				
10/17	Miami	*DID NOT PLAY (NON-INJURY)*					*Titans*				
10/31	at Seattle	*DID NOT PLAY (NON-INJURY)*					*Titans*				
11/07	Buffalo	0	0	0.0	--	0	*Rams*				
11/14	at Indianapolis	*DID NOT PLAY (NON-INJURY)*					*Rams*				
11/21	San Francisco	*DID NOT PLAY (NON-INJURY)*					*Rams*				
11/28	Atlanta	*DID NOT PLAY (NON-INJURY)*					*Rams*				
12/05	at L.A. Rams	1	2	2.0	2	0	*Rams*				
12/12	at Tennessee	*DID NOT PLAY (NON-INJURY)*					*Rams*				
12/19	Houston	*DID NOT PLAY (NON-INJURY)*					*Rams*				
12/26	at N.Y. Jets	*DID NOT PLAY (NON-INJURY)*					*Rams*				
01/02	at New England	*DID NOT PLAY (NON-INJURY)*					*INACTIVE*				
01/09	Indianapolis	*RESERVE/COVID-19*					1	2	2.0	2	0
TOTALS		**1**	**2**	**2.0**	**2**	**0**	**3**	**7**	**2.3**	**3**	**0**

2021 INDIVIDUAL GAME-BY-GAME STATS: RECEIVING

RECEIVING:		MARVIN JONES JR.					LAVISKA SHENAULT JR.					LAQUON TREADWELL				
DATE	OPP.	NO.	YDS	AVG	LG	TD	NO.	YDS	AVG	LG	TD	NO.	YDS	AVG	LG	TD
09/12	at Houston	5	77	15.4	33	1	7	50	7.1	14	0	PRACTICE SQUAD				
09/19	Denver	6	55	9.2	25t	1	2	-3	-1.5	5	0	0	0	0.0	--	0
09/26	Arizona	6	62	10.3	14	0	4	48	12.0	20	0	PRACTICE SQUAD				
09/30	at Cincinnati	3	24	8.0	10	0	6	99	16.5	52	0	PRACTICE SQUAD				
10/10	Tennessee	1	25	25.0	25	0	1	58	58.0	58	0	PRACTICE SQUAD				
10/17	Miami	7	100	14.3	28t	1	6	54	9.0	12	0	PRACTICE SQUAD				
10/31	at Seattle	5	35	7.0	13	0	2	13	6.5	7	0	PRACTICE SQUAD				
11/07	Buffalo	3	21	7.0	12	0	4	24	6.0	9	0	PRACTICE SQUAD				
11/14	at Indianapolis	2	35	17.5	23	0	3	15	5.0	6	0	1	18	18.0	18	0
11/21	San Francisco	4	52	13.0	22	0	5	50	10.0	16	0	1	11	11.0	11	0
11/28	Atlanta	4	43	10.8	21	0	5	33	6.6	24	0	4	53	13.3	20	0
12/05	at L.A. Rams	2	11	5.5	6	0	3	30	10.0	17	0	4	62	15.5	28	0
12/12	at Tennessee	6	70	11.7	31	0	4	34	8.5	14	0	4	68	17.0	41	0
12/19	Houston	2	14	7.0	9	0	4	39	9.8	11	0	6	57	9.5	21	0
12/26	at N.Y. Jets	8	74	9.3	19	0	RESERVE/COVID-19					4	54	13.5	20	0
01/02	at New England	2	46	23.0	24	0	2	13	6.5	11	0	6	87	14.5	40	0
01/09	Indianapolis	7	88	12.6	29	1	5	62	12.4	18	0	3	24	8.0	14	1
TOTALS		73	832	11.4	33	4	63	619	9.8	58	0	33	434	13.2	41	1

RECEIVING:		DAN ARNOLD					JAMES O'SHAUGHNESSY					JAMAL AGNEW				
DATE	OPP.	NO.	YDS	AVG	LG	TD	NO.	YDS	AVG	LG	TD	NO.	YDS	AVG	LG	TD
09/12	at Houston	Panthers					6	48	8.0	22	0	0	0	0.0	--	0
09/19	Denver	Panthers					1	24	24.0	24	0	0	0	0.0	--	0
09/26	Arizona	Panthers					INJURED RESERVE					0	0	0.0	--	0
09/30	at Cincinnati	2	29	14.5	17	0	INJURED RESERVE					1	27	27.0	27	0
10/10	Tennessee	6	64	10.7	18	0	INJURED RESERVE					6	41	6.8	8	0
10/17	Miami	2	27	13.5	19	0	INJURED RESERVE					5	78	15.6	29	0
10/31	at Seattle	8	68	8.5	11	0	INJURED RESERVE					6	38	6.3	9t	1
11/07	Buffalo	4	60	15.0	28	0	INJURED RESERVE					3	27	9.0	23	0
11/14	at Indianapolis	5	67	13.4	24	0	INJURED RESERVE					0	0	0.0	--	0
11/21	San Francisco	0	0	0.0	--	0	INJURED RESERVE - DESIGNATED FOR RETURN					3	18	6.0	8	0
11/28	Atlanta	1	9	9.0	9	0	3	29	9.7	21	0	INJURED RESERVE				
12/05	at L.A. Rams	INJURED RESERVE					2	13	6.5	7	0	INJURED RESERVE				
12/12	at Tennessee	INJURED RESERVE					4	21	5.3	7	0	INJURED RESERVE				
12/19	Houston	INJURED RESERVE					4	60	15.0	30	0	INJURED RESERVE				
12/26	at N.Y. Jets	INJURED RESERVE - DESIGNATED FOR RETURN					4	49	12.3	22	0	INJURED RESERVE				
01/02	at New England	RESERVE/COVID-19					INACTIVE					INJURED RESERVE				
01/09	Indianapolis	INJURED RESERVE - DESIGNATED FOR RETURN					INACTIVE					INJURED RESERVE				
TOTALS		28	324	11.6	28	0	24	244	10.2	30	0	24	229	9.5	29	1

RECEIVING:		JAMES ROBINSON					TAVON AUSTIN					DJ CHARK JR.				
DATE	OPP.	NO.	YDS	AVG	LG	TD	NO.	YDS	AVG	LG	TD	NO.	YDS	AVG	LG	TD
09/12	at Houston	3	29	9.7	15	0	INJURED RESERVE					3	86	28.7	41t	1
09/19	Denver	3	17	5.7	13	0	INJURED RESERVE					1	19	19.0	19	0
09/26	Arizona	6	46	7.7	13	0	INJURED RESERVE					3	49	16.3	25	1
09/30	at Cincinnati	1	-2	-2.0	-2	0	1	8	8.0	8	0	0	0	0.0	--	0
10/10	Tennessee	1	-2	-2.0	-2	0	5	54	10.8	22	0	INJURED RESERVE				
10/17	Miami	3	28	9.3	11	0	0	0	0.0	--	0	INJURED RESERVE				
10/31	at Seattle	1	17	17.0	17	0	1	5	5.0	5	0	INJURED RESERVE				
11/07	Buffalo	INACTIVE					0	0	0.0	--	0	INJURED RESERVE				
11/14	at Indianapolis	4	27	6.8	9	0	0	0	0.0	--	0	INJURED RESERVE				
11/21	San Francisco	2	9	4.5	6	0	1	18	18.0	18	0	INJURED RESERVE				
11/28	Atlanta	3	29	9.7	26	0	2	21	10.5	14	1	INJURED RESERVE				
12/05	at L.A. Rams	1	11	11.0	11	0	1	9	9.0	9	0	INJURED RESERVE				
12/12	at Tennessee	0	0	0.0	--	0	3	17	5.7	7	0	INJURED RESERVE				
12/19	Houston	3	13	4.3	5	0	1	11	11.0	11	0	INJURED RESERVE				
12/26	at N.Y. Jets	0	0	0.0	--	0	6	68	11.3	25	0	INJURED RESERVE				
01/02	at New England	INJURED RESERVE					3	2	0.7	4	0	INJURED RESERVE				
01/09	Indianapolis	INJURED RESERVE					INACTIVE					INJURED RESERVE				
TOTALS		31	222	7.2	26	0	24	213	8.9	25	1	7	154	22.0	41T	2

2021 INDIVIDUAL GAME-BY-GAME STATS: RECEIVING

RECEIVING:		DARE OGUNBOWALE					CHRIS MANHERTZ					CARLOS HYDE				
DATE	OPP.	NO.	YDS	AVG	LG	TD	NO.	YDS	AVG	LG	TD	NO.	YDS	AVG	LG	TD
09/12	at Houston	0	0	0.0	--	0	1	22	22.0	22t	1	2	14	7.0	9	0
09/19	Denver	0	0	0.0	--	0	0	0	0.0	--	0	0	0	0.0	--	0
09/26	Arizona	0	0	0.0	--	0	0	0	0.0	--	0	0	0	0.0	--	0
09/30	at Cincinnati	0	0	0.0	--	0	1	7	7.0	7	0	*INACTIVE*				
10/10	Tennessee	1	19	19.0	19	0	0	0	0.0	--	0	0	0	0.0	--	0
10/17	Miami	0	0	0.0	--	0	1	11	11.0	11	0	0	0	0.0	--	0
10/31	at Seattle	1	9	9.0	9	0	0	0	0.0	--	0	6	40	6.7	9	0
11/07	Buffalo	1	4	4.0	4	0	1	9	9.0	9	0	1	6	6.0	6	0
11/14	at Indianapolis	0	0	0.0	--	0	0	0	0.0	--	0	1	0	0.0	--	0
11/21	San Francisco	0	0	0.0	--	0	0	0	0.0	--	0	0	0	0.0	--	0
11/28	Atlanta	0	0	0.0	--	0	1	11	11.0	11	0	0	0	0.0	--	0
12/05	at L.A. Rams	0	0	0.0	--	0	0	0	0.0	--	0	1	-1	-1.0	-1	0
12/12	at Tennessee	2	5	2.5	3	0	0	0	0.0	--	0	1	6	6.0	6	0
12/19	Houston	1	5	5.0	5	0	1	11	11.0	11	0	*INACTIVE*				
12/26	at N.Y. Jets	2	15	7.5	9	0	0	0	0.0	--	0	*INJURED RESERVE*				
01/02	at New England	2	32	16.0	28t	1	0	0	0.0	--	0	*INJURED RESERVE*				
01/09	Indianapolis	3	25	8.3	11	0	0	0	0.0	--	0	*INJURED RESERVE*				
TOTALS		**13**	**114**	**8.8**	**28T**	**1**	**6**	**71**	**11.8**	**22T**	**1**	**12**	**65**	**5.4**	**9**	**0**

RECEIVING:		LUKE FARRELL					JACOB HOLLISTER					RYQUELL ARMSTEAD				
DATE	OPP.	NO.	YDS	AVG	LG	TD	NO.	YDS	AVG	LG	TD	NO.	YDS	AVG	LG	TD
09/12	at Houston	0	0	0.0	--	0	*INACTIVE*					*NOT ON ROSTER*				
09/19	Denver	1	6	6.0	6	0	*INACTIVE*					*NOT ON ROSTER*				
09/26	Arizona	1	-1	-1.0	-1	0	2	15	7.5	9	0	*NOT ON ROSTER*				
09/30	at Cincinnati	1	7	7.0	7	0	1	5	5.0	5	0	*NOT ON ROSTER*				
10/10	Tennessee	1	13	13.0	13	0	1	1	1.0	1t	1	*Saints*				
10/17	Miami	1	21	21.0	21	0	0	0	0.0	--	0	*Saints*				
10/31	at Seattle	1	3	3.0	3	0	*INACTIVE*					*NOT ON ROSTER*				
11/07	Buffalo	0	0	0.0	--	0	*INACTIVE*					*Packers*				
11/14	at Indianapolis	0	0	0.0	--	0	*INACTIVE*					*Packers*				
11/21	San Francisco	0	0	0.0	--	0	*INACTIVE*					*Packers*				
11/28	Atlanta	*INACTIVE*					*INACTIVE*					*Packers*				
12/05	at L.A. Rams	0	0	0.0	--	0	*INACTIVE*					*Packers*				
12/12	at Tennessee	0	0	0.0	--	0	*INACTIVE*					*Packers*				
12/19	Houston	*INACTIVE*					0	0	0.0	--	0	*Packers*				
12/26	at N.Y. Jets	0	0	0.0	--	0	2	20	10.0	11	0	*ON INACTIVE LIST*				
01/02	at New England	1	7	7.0	7	0	*RESERVE/COVID-19*					1	6	6.0	6	0
01/09	Indianapolis	0	0	0.0	--	0	3	14	4.7	7	0	2	10	5.0	9	0
TOTALS		**7**	**56**	**8.0**	**21**	**0**	**9**	**55**	**6.1**	**11**	**1**	**3**	**16**	**5.3**	**9**	**0**

RECEIVING:		TYRON JOHNSON					JAYDON MICKENS				
DATE	OPP.	NO.	YDS	AVG	LG	TD	NO.	YDS	AVG	LG	TD
09/12	at Houston	1	6	6.0	6	0	*Buccaneers*				
09/19	Denver	*Raiders*					*Buccaneers*				
09/26	Arizona	*Raiders*					*Buccaneers*				
09/30	at Cincinnati	*Raiders*					*Buccaneers*				
10/10	Tennessee	*Raiders*					*Buccaneers*				
10/17	Miami	*ON INACTIVE LIST*					*Buccaneers*				
10/31	at Seattle	*Raiders*					*Buccaneers*				
11/07	Buffalo	*ON INACTIVE LIST*					*Buccaneers*				
11/14	at Indianapolis	*Raiders*					*Buccaneers*				
11/21	San Francisco	*Raiders*					*Buccaneers*				
11/28	Atlanta	*Raiders*					*Buccaneers*				
12/05	at L.A. Rams	*Raiders*					2	10	5.0	12	0
12/12	at Tennessee	*Raiders*					0	0	0.0	--	0
12/19	Houston	*Raiders*					0	0	0.0	--	0
12/26	at N.Y. Jets	*Raiders*					0	0	0.0	--	0
01/02	at New England	*Raiders*					*RESERVE/COVID-19*				
01/09	Indianapolis	*Raiders*					0	0	0.0	--	0
TOTALS		**1**	**6**	**6.0**	**6**	**0**	**2**	**10**	**5.0**	**12**	**0**

2021 INDIVIDUAL GAME-BY-GAME STATS: DEFENSIVE

		MYLES JACK												DAMIEN WILSON												ANDREW WINGARD											
DATE	OPP.	S	A	TK	TFL	TFLY	SK	SKY	INT	FR	FF	PR	PD	S	A	TK	TFL	TFLY	SK	SKY	INT	FR	FF	PR	PD	S	A	TK	TFL	TFLY	SK	SKY	INT	FR	FF	PR	PD
09/12	at Houston	6	3	9	1	4	0.0	0.0	0	0	0	0	0	1	6	7	0	0	0.0	0.0	0	0	0	0	0	4	1	5	0	0	0.0	0.0	0	0	0	0	0
09/19	Denver	3	3	6	0	0	0.0	0.0	0	0	0	0	0	2	3	5	0	0	0.0	0.0	0	0	0	0	0	5	3	8	1	1	1.0	1.0	0	0	0	1	0
09/26	Arizona	6	4	10	0	0	0.0	0.0	0	0	0	0	0	6	3	9	0	0	0.0	0.0	0	0	0	0	0	4	3	7	0	0	0.0	0.0	1	0	0	0	1
09/30	at Cincinnati	2	5	7	0	0	0.0	0.0	0	0	0	0	0	3	3	6	0	0	0.0	0.0	0	0	0	0	0	4	2	6	0	0	0.0	0.0	0	0	0	0	0
10/10	Tennessee	2	2	4	0	0	0.0	0.0	0	0	0	0	0	4	2	6	1	1	0.0	0.0	0	0	0	0	0	5	0	5	0	0	0.0	0.0	0	0	0	0	0
10/17	Miami	INACTIVE												9	3	12	0	0	0.0	0.0	0	0	0	0	0	5	2	7	1	1	0.0	0.0	0	0	0	0	0
10/31	at Seattle	5	3	8	1	0	0.0	0.0	0	0	0	0	0	4	3	7	0	0	0.0	0.0	0	0	0	0	0	0	2	2	0	0	0.0	0.0	0	0	0	0	0
11/07	Buffalo	5	2	7	1	1	0.0	0.0	0	0	0	1	0	5	2	7	0	0	0.0	0.0	0	0	0	1	1	2	0	2	0	0	0.0	0.0	0	0	0	0	0
11/14	at Indianapolis	4	0	4	0	0	0.0	0.0	0	0	0	1	0	2	2	4	0	0	0.0	0.0	0	0	0	0	0	2	1	3	0	0	0.0	0.0	0	0	0	0	0
11/21	San Francisco	5	7	12	0	0	0.0	0.0	0	0	0	0	0	4	4	8	2	8	1.0	6.0	0	0	0	1	0	4	3	7	0	0	0.0	0.0	0	0	0	0	0
11/28	Atlanta	4	4	8	0	0	0.0	0.0	0	0	0	0	0	2	0	2	0	0	0.0	0.0	0	0	0	0	0	5	0	5	0	0	0.0	0.0	0	0	0	0	0
12/05	at L.A. Rams	3	4	7	0	0	0.0	0.0	0	0	0	0	0	2	4	6	0	0	0.0	0.0	0	0	0	0	0	3	5	8	0	0	0.0	0.0	0	0	0	0	0
12/12	at Tennessee	6	3	9	0	0	0.0	0.0	0	0	0	0	0	6	4	10	2	12	1.0	7.0	0	0	0	1	0	5	3	8	0	0	0.0	0.0	0	0	0	0	0
12/19	Houston	5	1	6	0	0	0.0	0.0	0	0	0	0	0	2	2	4	0	0	0.0	0.0	0	0	0	1	0	5	4	9	0	0	0.0	0.0	0	0	0	0	0
12/26	at N.Y. Jets													2	2	4	0	0	0.0	0.0	0	0	0	0	1	3	1	4	0	0	0.0	0.0	0	0	0	0	0
01/02	at New England	4	2	6	0	0	0.0	0.0	0	0	0	0	0	1	1	2	0	0	0.0	0.0	0	0	0	0	2	RESERVE/COVID-19											
01/09	Indianapolis	2	3	5	0	0	0.0	0.0	0	0	0	0	0	2	3	5	0	0	1.0	15.0	1	0	1	1	1	RESERVE/COVID-19											
TOTALS		**62**	**46**	**108**	**3**	**5**	**0.0**	**0.0**	**0**	**0**	**0**	**2**	**0**	**57**	**47**	**104**	**5**	**21**	**3.0**	**28.0**	**1**	**0**	**1**	**5**	**5**	**56**	**30**	**86**	**2**	**2**	**1.0**	**1.0**	**1**	**0**	**0**	**1**	**1**

		RAYSHAWN JENKINS												TYSON CAMPBELL												JOSH ALLEN											
DATE	OPP.	S	A	TK	TFL	TFLY	SK	SKY	INT	FR	FF	PR	PD	S	A	TK	TFL	TFLY	SK	SKY	INT	FR	FF	PR	PD	S	A	TK	TFL	TFLY	SK	SKY	INT	FR	FF	PR	PD
09/12	at Houston	6	0	6	1	0	0.0	0.0	0	0	0	1	1	2	0	2	0	0	0.0	0.0	0	0	0	0	0	3	2	5	1	2	1.0	2.0	0	0	0	2	0
09/19	Denver	6	0	6	0	0	0.0	0.0	0	0	0	0	1	2	1	3	0	0	0.0	0.0	0	0	0	0	1	1	2	3	1	16	1.0	16.0	0	0	0	1	0
09/26	Arizona	2	0	2	0	0	0.0	0.0	0	0	0	0	0	6	2	8	0	0	0.0	0.0	0	0	0	0	1	0	1	1	0	0	0.0	0.0	0	0	0	0	0
09/30	at Cincinnati	3	4	7	0	0	0.0	0.0	0	0	0	0	0	4	5	9	1	2	0.0	0.0	0	0	0	0	0	1	1	2	0	0	0.0	0.0	0	0	0	0	1
10/10	Tennessee	4	1	5	0	0	0.0	0.0	0	0	0	0	0	INACTIVE												5	2	7	0	0	0.5	0.0	0	0	0	2	1
10/17	Miami	6	3	9	0	0	0.0	0.0	0	0	0	0	1	INACTIVE												4	3	7	0	0	0.0	0.0	0	0	0	1	1
10/31	at Seattle	4	2	6	0	0	0.0	0.0	0	0	0	0	0	3	1	4	0	0	0.0	0.0	0	0	0	0	1	5	1	6	4	31	2.0	24.0	0	0	0	2	0
11/07	Buffalo	2	0	2	0	0	0.0	0.0	0	0	0	0	0	4	1	5	0	0	0.0	0.0	0	0	0	0	0	8	0	8	2	13	1.0	10.0	1	1	0	1	1
11/14	at Indianapolis	4	2	6	0	0	0.0	0.0	0	0	0	0	0	4	1	5	0	0	0.0	0.0	0	0	0	0	1	2	0	2	0	0	0.0	0.0	0	0	0	3	0
11/21	San Francisco	2	0	2	0	0	0.0	0.0	0	0	0	0	0	3	0	3	0	0	0.0	0.0	0	0	0	0	0	4	6	10	1	0	0.0	0.0	0	0	1	0	0
11/28	Atlanta	5	1	6	0	0	0.0	0.0	0	0	0	0	0	2	1	3	0	0	0.0	0.0	1	0	0	0	3	2	1	3	0	0	0.0	0.0	0	0	0	0	0
12/05	at L.A. Rams	2	4	6	0	0	0.0	0.0	0	0	0	0	0	2	2	4	0	0	0.0	0.0	0	0	0	0	0	0	2	2	0	0	0.0	0.0	0	0	0	0	0
12/12	at Tennessee	3	0	3	0	0	0.0	0.0	0	0	0	0	0	2	2	4	0	0	0.0	0.0	0	0	0	0	0	2	0	2	0	0	0.0	0.0	0	0	0	0	0
12/19	Houston	0	0	0	0	0	0.0	0.0	0	0	0	0	0	3	1	4	0	0	0.0	0.0	1	0	0	0	2	2	0	2	0	0	0.0	0.0	0	0	0	0	0
12/26	at N.Y. Jets	INJURED RESERVE												4	3	7	0	0	0.0	0.0	0	0	0	0	0	RESERVE/COVID-19											
01/02	at New England	INJURED RESERVE												2	2	4	0	0	0.0	0.0	0	0	0	0	0	4	3	7	1	1	0.0	0.0	0	0	0	0	0
01/09	Indianapolis	INJURED RESERVE												6	2	8	1	2	0.0	0.0	0	0	0	0	1	3	1	4	2	18	2.0	18.0	0	0	0	2	0
TOTALS		**49**	**17**	**66**	**1**	**0**	**0.0**	**0.0**	**0**	**0**	**0**	**1**	**3**	**49**	**24**	**73**	**2**	**4**	**0.0**	**0.0**	**2**	**0**	**0**	**0**	**10**	**46**	**25**	**71**	**12**	**81**	**7.5**	**70.0**	**1**	**1**	**1**	**14**	**4**

		RUDY FORD												SHAQUILL GRIFFIN												MALCOM BROWN											
DATE	OPP.	S	A	TK	TFL	TFLY	SK	SKY	INT	FR	FF	PR	PD	S	A	TK	TFL	TFLY	SK	SKY	INT	FR	FF	PR	PD	S	A	TK	TFL	TFLY	SK	SKY	INT	FR	FF	PR	PD
09/12	at Houston	2	1	3	0	0	0.0	0.0	0	0	0	0	0	3	1	4	0	0	0.0	0.0	0	0	0	0	1	4	3	7	0	0	0.0	0.0	0	0	0	0	0
09/19	Denver	3	0	3	0	0	0.0	0.0	0	0	0	0	0	3	2	5	0	0	0.0	0.0	0	0	0	0	1	0	1	1	0	0	0.0	0.0	0	0	0	1	0
09/26	Arizona	3	0	3	0	0	0.0	0.0	0	0	0	0	0	5	1	6	0	0	0.0	0.0	0	0	0	0	0	1	1	2	0	0	0.0	0.0	0	0	0	0	0
09/30	at Cincinnati	0	1	1	0	0	0.0	0.0	0	0	0	0	0	4	0	4	0	0	0.0	0.0	0	0	0	0	1	1	3	4	0	0	0.0	0.0	0	0	0	0	0
10/10	Tennessee	0	0	0	0	0	0.0	0.0	0	0	0	0	0	2	1	3	0	0	0.0	0.0	0	0	0	0	1	2	0	2	0	0	0.0	0.0	0	0	0	0	0
10/17	Miami	3	0	3	0	0	0.0	0.0	0	0	0	0	0	4	0	4	0	0	0.0	0.0	0	0	0	0	0	1	2	3	0	0	0.0	0.0	0	0	0	0	0
10/31	at Seattle	3	2	5	0	0	0.0	0.0	0	0	0	0	0	1	2	3	0	0	0.0	0.0	0	0	0	0	0	3	3	6	0	0	0.0	0.0	0	0	0	0	0
11/07	Buffalo	6	1	7	0	0	0.0	0.0	1	0	0	0	3	2	1	3	0	0	0.0	0.0	0	0	1	0	0	1	1	2	0	0	0.0	0.0	0	0	0	0	0
11/14	at Indianapolis	3	1	4	0	0	0.0	0.0	0	0	0	0	0	3	0	3	0	0	0.0	0.0	0	0	0	0	1	4	2	6	2	1	0.0	0.0	0	0	0	0	0
11/21	San Francisco	2	2	4	0	0	0.0	0.0	0	0	0	0	0	0	1	1	0	0	0.0	0.0	0	0	0	1	0	1	2	3	0	0	0.0	0.0	0	0	0	0	0
11/28	Atlanta	3	1	4	0	0	0.0	0.0	0	0	0	1	0	INACTIVE												3	2	5	0	0	0.0	0.0	0	0	0	0	0
12/05	at L.A. Rams	3	3	6	1	1	0.5	2.5	0	0	0	1	0	INACTIVE												1	1	2	0	0	0.0	0.0	0	0	0	0	0
12/12	at Tennessee	2	1	3	0	0	0.0	0.0	0	0	0	0	0	4	0	4	0	0	0.0	0.0	0	0	0	1	0	2	2	4	0	0	0.0	0.0	0	0	0	0	0
12/19	Houston	3	0	3	0	0	0.0	0.0	0	0	0	0	0	4	1	5	0	0	0.0	0.0	0	0	0	0	0	2	2	4	1	3	1.0	3.0	0	0	0	1	1
12/26	at N.Y. Jets	1	0	1	0	0	0.0	0.0	0	0	0	0	0	0	0	0	0	0	0.0	0.0	0	0	0	0	1	2	1	3	0	0	0.0	0.0	0	0	0	0	0
01/02	at New England	RESERVE/COVID-19												RESERVE/COVID-19												1	0	1	0	0	0.0	0.0	0	0	0	0	0
01/09	Indianapolis	RESERVE/COVID-19												1	3	4	0	0	0.0	0.0	0	0	0	0	1	1	1	2	1	3	1.0	3.0	0	0	0	1	0
TOTALS		**37**	**13**	**50**	**1**	**1**	**0.5**	**2.5**	**1**	**0**	**0**	**2**	**3**	**36**	**13**	**49**	**0**	**0**	**0.0**	**0.0**	**0**	**0**	**1**	**2**	**7**	**30**	**27**	**57**	**4**	**7**	**2.0**	**6.0**	**0**	**0**	**0**	**3**	**1**

2021 INDIVIDUAL GAME-BY-GAME STATS: DEFENSIVE

		DAVON HAMILTON												DAWUANE SMOOT												ROY ROBERTSON-HARRIS											
DATE	OPP.	S	A	TK	TFL	TFLY	SK	SKY	INT	FR	FF	PR	PD	S	A	TK	TFL	TFLY	SK	SKY	INT	FR	FF	PR	PD	S	A	TK	TFL	TFLY	SK	SKY	INT	FR	FF	PR	PD
09/12	at Houston	0	4	4	0	0	0.0	0.0	0	0	0	0	0	0	0	0	0	0	0.0	0.0	0	0	0	0	0	2	3	5	0	0	0.0	0.0	0	0	0	1	0
09/19	Denver	3	2	5	0	0	0.0	0.0	0	0	0	0	0	0	1	1	0	0	0.0	0.0	0	0	0	2	0	2	0	2	0	0	0.0	0.0	0	0	0	0	0
09/26	Arizona	0	1	1	0	0	0.0	0.0	0	0	0	0	0	2	0	2	0	0	0.0	0.0	0	0	0	0	1	INACTIVE											
09/30	at Cincinnati	2	1	3	0	0	0.0	0.0	0	0	0	0	0	0	0	0	0	0	0.0	0.0	0	0	0	1	0	INACTIVE											
10/10	Tennessee	4	3	7	0	0	0.0	0.0	0	0	0	0	1	2	1	3	1	11	1.5	11.0	0	0	0	3	0	INACTIVE											
10/17	Miami	0	0	0	0	0	0.0	0.0	0	0	0	0	0	0	2	2	0	0	0.0	0.0	0	0	0	1	0	0	1	1	0	0	0.0	0.0	0	0	0	0	0
10/31	at Seattle	0	1	1	0	0	0.0	0.0	0	0	0	0	0	2	1	3	2	13	1.0	11.0	0	0	0	1	0	0	1	1	0	0	0.0	0.0	0	0	0	0	0
11/07	Buffalo	0	1	1	0	0	0.0	0.0	0	0	0	0	0	3	0	3	1	9	1.0	9.0	0	0	1	2	0	2	0	2	0	0	0.0	0.0	0	0	0	0	0
11/14	at Indianapolis	2	0	2	1	12	1.0	12.0	0	0	0	1	0	3	2	5	0	0	0.0	0.0	0	0	0	0	0	2	0	2	0	0	0.0	0.0	0	0	0	0	1
11/21	San Francisco	0	2	2	0	0	0.0	0.0	0	0	0	0	0	0	0	0	0	0	0.0	0.0	0	0	0	0	0	2	2	4	1	8	1.0	8.0	0	0	0	2	0
11/28	Atlanta	0	0	0	0	0	0.0	0.0	0	0	0	1	0	0	0	0	0	0	0.0	0.0	0	0	0	0	0	2	0	2	1	7	1.0	7.0	0	0	0	1	0
12/05	at L.A. Rams	INACTIVE												3	2	5	0	0	0.5	2.5	0	0	0	1	1	0	1	1	0	0	0.0	0.0	0	0	0	0	0
12/12	at Tennessee	3	1	4	0	0	0.0	0.0	0	0	0	0	0	2	0	2	1	7	1.0	7.0	0	0	0	3	0	4	1	5	2	8	1.0	8.0	0	0	0	2	0
12/19	Houston	3	0	3	1	1	0.0	0.0	0	0	0	0	1	1	4	5	0	0	0.0	0.0	0	0	0	0	0	2	3	5	0	0	0.0	0.0	0	0	0	0	0
12/26	at N.Y. Jets	3	3	6	0	0	0.0	0.0	0	0	0	0	0	3	1	4	1	0	0.0	0.0	0	0	0	1	0	1	3	4	0	0	0.0	0.0	0	0	0	0	1
01/02	at New England	4	1	5	0	0	0.0	0.0	0	0	0	0	0	RESERVE/COVID-19												2	1	3	0	0	0.0	0.0	0	0	0	0	0
01/09	Indianapolis	2	0	2	0	0	0.0	0.0	0	1	0	0	0	RESERVE/COVID-19												0	0	0	0	0	0.0	0.0	0	0	0	3	0
TOTALS		**26**	**20**	**46**	**2**	**13**	**1.0**	**12.0**	**0**	**1**	**0**	**2**	**2**	**21**	**14**	**35**	**6**	**40**	**5.0**	**40.5**	**0**	**0**	**1**	**15**	**2**	**21**	**16**	**37**	**4**	**23**	**3.0**	**23.0**	**0**	**0**	**0**	**9**	**2**

		K'LAVON CHAISSON												ADAM GOTSIS												NEVIN LAWSON											
DATE	OPP.	S	A	TK	TFL	TFLY	SK	SKY	INT	FR	FF	PR	PD	S	A	TK	TFL	TFLY	SK	SKY	INT	FR	FF	PR	PD	S	A	TK	TFL	TFLY	SK	SKY	INT	FR	FF	PR	PD
09/12	at Houston	1	1	2	0	0	0.0	0.0	0	0	0	0	0	INACTIVE												Raiders											
09/19	Denver	1	2	3	0	0	0.0	0.0	0	0	0	0	0	2	0	2	1	9	1.0	9.0	0	0	0	2	0	Raiders											
09/26	Arizona	2	1	3	0	0	0.0	0.0	0	0	0	0	0	2	2	4	1	3	0.0	0.0	0	0	0	0	0	0	0	0	0	0	0.0	0.0	0	0	0	0	0
09/30	at Cincinnati	1	0	1	0	0	0.0	0.0	0	0	0	1	0	2	1	3	1	6	1.0	6.0	0	0	0	1	0	INACTIVE											
10/10	Tennessee	3	3	6	2	4	1.0	2.0	0	0	0	3	0	1	0	1	0	0	0.0	0.0	0	0	0	0	0	0	0	0	0	0	0.0	0.0	0	0	0	0	0
10/17	Miami	0	0	0	0	0	0.0	0.0	0	0	0	0	0	0	0	0	0	0	0.0	0.0	0	0	0	0	0	3	2	5	0	0	0.0	0.0	1	0	0	0	2
10/31	at Seattle	0	2	2	0	0	0.0	0.0	0	0	0	0	0	0	0	0	0	0	0.0	0.0	0	0	0	0	0	0	0	0	0	0	0.0	0.0	0	0	0	0	0
11/07	Buffalo	0	1	1	0	0	0.0	0.0	0	0	0	0	0	0	0	0	0	0	0.0	0.0	0	0	0	1	0	1	1	2	0	0	0.0	0.0	0	0	0	0	0
11/14	at Indianapolis	2	0	2	0	0	0.0	0.0	0	0	0	0	0	2	0	2	0	0	0.0	0.0	0	0	0	1	0	0	0	0	0	0	0.0	0.0	0	0	0	0	0
11/21	San Francisco	3	1	4	0	0	0.0	0.0	0	0	0	0	0	0	0	0	0	0	0.0	0.0	0	0	0	0	0	3	0	3	0	0	0.0	0.0	0	0	0	0	0
11/28	Atlanta	0	0	0	0	0	0.0	0.0	0	0	0	0	0	2	1	3	1	2	0.0	0.0	0	0	0	0	0	3	3	6	0	0	0.0	0.0	0	0	0	0	1
12/05	at L.A. Rams	1	0	1	0	0	0.0	0.0	0	0	0	0	0	1	1	2	1	2	0.0	0.0	0	0	0	0	0	7	0	7	0	0	0.0	0.0	0	0	0	0	0
12/12	at Tennessee	2	0	2	1	1	0.0	0.0	0	0	0	0	0	0	1	1	0	0	0.0	0.0	0	0	0	1	0	0	0	0	0	0	0.0	0.0	0	0	0	0	0
12/19	Houston	2	0	2	0	0	0.0	0.0	0	0	0	0	0	2	0	2	0	0	0.0	0.0	0	0	0	0	0	INACTIVE											
12/26	at N.Y. Jets	2	0	2	0	0	0.0	0.0	0	0	0	0	0	1	0	1	0	0	0.0	0.0	0	0	0	0	0	1	1	2	0	0	0.0	0.0	0	0	0	0	0
01/02	at New England	RESERVE/COVID-19												1	1	2	0	0	0.0	0.0	0	0	0	0	0	INACTIVE											
01/09	Indianapolis	RESERVE/COVID-19												4	0	4	1	2	1.0	2.0	0	0	0	1	0	2	0	2	0	0	0.0	0.0	0	0	0	0	2
TOTALS		**20**	**11**	**31**	**3**	**5**	**1.0**	**2.0**	**0**	**0**	**0**	**4**	**0**	**20**	**7**	**27**	**6**	**24**	**3.0**	**17.0**	**0**	**0**	**0**	**7**	**0**	**20**	**7**	**27**	**0**	**0**	**0.0**	**0.0**	**1**	**0**	**0**	**0**	**5**

		ANDRE CISCO												DANIEL THOMAS												SHAQUILLE QUARTERMAN											
DATE	OPP.	S	A	TK	TFL	TFLY	SK	SKY	INT	FR	FF	PR	PD	S	A	TK	TFL	TFLY	SK	SKY	INT	FR	FF	PR	PD	S	A	TK	TFL	TFLY	SK	SKY	INT	FR	FF	PR	PD
09/12	at Houston	1	0	1	0	0	0.0	0.0	0	0	0	0	0	INACTIVE												0	2	2	0	0	0.0	0.0	0	0	0	0	0
09/19	Denver	1	0	1	0	0	0.0	0.0	0	0	0	0	0	0	0	0	0	0	0.0	0.0	0	0	0	0	0	2	2	4	1	1	0.0	0.0	0	0	0	0	0
09/26	Arizona	0	0	0	0	0	0.0	0.0	0	0	0	0	0	0	0	0	0	0	0.0	0.0	0	0	0	0	0	0	0	0	0	0	0.0	0.0	0	0	0	0	0
09/30	at Cincinnati	0	0	0	0	0	0.0	0.0	0	0	0	0	0	0	0	0	0	0	0.0	0.0	0	0	0	0	0	0	0	0	0	0	0.0	0.0	0	0	0	0	0
10/10	Tennessee	0	0	0	0	0	0.0	0.0	0	0	0	0	0	0	0	0	0	0	0.0	0.0	0	0	0	0	0	1	1	2	0	0	0.0	0.0	0	0	0	0	0
10/17	Miami	0	0	0	0	0	0.0	0.0	0	0	0	0	0	0	0	0	0	0	0.0	0.0	0	0	0	0	0	0	1	1	0	0	0.0	0.0	0	0	0	0	0
10/31	at Seattle	0	0	0	0	0	0.0	0.0	0	0	0	0	0	0	0	0	0	0	0.0	0.0	0	0	0	0	0	0	0	0	0	0	0.0	0.0	0	0	0	0	0
11/07	Buffalo	0	0	0	0	0	0.0	0.0	0	0	0	0	0	0	0	0	0	0	0.0	0.0	0	0	0	0	0	0	0	0	0	0	0.0	0.0	0	0	0	0	0
11/14	at Indianapolis	0	0	0	0	0	0.0	0.0	0	0	0	0	0	0	0	0	0	0	0.0	0.0	0	0	0	0	0	0	0	0	0	0	0.0	0.0	0	0	0	0	0
11/21	San Francisco	3	0	3	0	0	0.0	0.0	0	0	0	0	0	2	2	4	0	0	0.0	0.0	0	0	0	0	0	0	0	0	0	0	0.0	0.0	0	0	0	0	0
11/28	Atlanta	0	0	0	0	0	0.0	0.0	0	0	0	0	0	0	0	0	0	0	0.0	0.0	0	0	0	0	0	3	2	5	0	0	0.0	0.0	0	0	0	0	0
12/05	at L.A. Rams	1	0	1	0	0	0.0	0.0	0	0	0	0	0	0	0	0	0	0	0.0	0.0	0	0	0	0	0	1	0	1	0	0	0.0	0.0	0	0	0	0	0
12/12	at Tennessee	0	0	0	0	0	0.0	0.0	0	0	0	0	0	0	0	0	0	0	0.0	0.0	0	0	0	0	0	0	0	0	0	0	0.0	0.0	0	0	0	0	0
12/19	Houston	1	0	1	0	0	0.0	0.0	0	0	0	0	0	1	1	2	0	0	0.0	0.0	0	0	0	0	0	0	0	0	0	0	0.0	0.0	0	0	0	0	0
12/26	at N.Y. Jets	2	2	4	0	0	0.0	0.0	0	0	0	0	1	4	2	6	0	0	0.0	0.0	0	0	0	0	0	2	2	4	0	0	0.0	0.0	0	0	0	0	0
01/02	at New England	5	1	6	0	0	0.0	0.0	0	0	0	0	1	5	3	8	0	0	0.0	0.0	0	0	0	0	0	4	2	6	0	0	0.0	0.0	0	0	0	0	0
01/09	Indianapolis	3	1	4	0	0	0.0	0.0	0	0	1	0	0	4	0	4	0	0	0.0	0.0	0	0	0	0	0	0	0	0	0	0	0.0	0.0	0	0	0	0	0
TOTALS		**17**	**4**	**21**	**0**	**0**	**0.0**	**0.0**	**0**	**0**	**1**	**0**	**2**	**16**	**8**	**24**	**0**	**0**	**0.0**	**0.0**	**0**	**0**	**0**	**0**	**0**	**13**	**12**	**25**	**1**	**1**	**0.0**	**0.0**	**0**	**0**	**0**	**0**	**0**

2021 INDIVIDUAL GAME-BY-GAME STATS: DEFENSIVE

		CHRIS CLAYBROOKS												TRE HERNDON												TAVEN BRYAN											
DATE	OPP.	S	A	TK	TFL	TFLY	SK	SKY	INT	FR	FF	PR	PD	S	A	TK	TFL	TFLY	SK	SKY	INT	FR	FF	PR	PD	S	A	TK	TFL	TFLY	SK	SKY	INT	FR	FF	PR	PD
09/12	at Houston	0	1	1	0	0	0.0	0.0	0	0	0	0	0	INACTIVE												2	0	2	0	0	0.0	0.0	0	0	0	1	0
09/19	Denver	2	2	4	0	0	0.0	0.0	0	0	0	0	0	INACTIVE												0	2	2	0	0	0.0	0.0	0	0	0	0	0
09/26	Arizona	1	3	4	0	0	0.0	0.0	0	0	0	0	0	INACTIVE												2	0	2	1	1	0.0	0.0	0	0	0	0	0
09/30	at Cincinnati	0	0	0	0	0	0.0	0.0	0	0	0	0	0	5	0	5	0	0	0.0	0.0	0	0	0	0	0	0	0	0	0	0	0.0	0.0	0	0	0	0	0
10/10	Tennessee	2	0	2	0	0	0.0	0.0	0	0	0	0	0	2	1	3	0	0	0.0	0.0	0	0	0	0	0	0	0	0	0	0	0.0	0.0	0	0	0	0	0
10/17	Miami	0	0	0	0	0	0.0	0.0	0	0	0	0	0	3	2	5	1	0	0.0	0.0	0	0	0	0	0	INACTIVE											
10/31	at Seattle	INACTIVE												0	0	0	0	0	0.0	0.0	0	0	0	0	0	0	1	1	0	0	0.0	0.0	0	0	0	0	0
11/07	Buffalo	0	0	0	0	0	0.0	0.0	0	0	0	0	0	INACTIVE												2	0	2	2	16	2.0	16.0	0	0	0	2	0
11/14	at Indianapolis	0	0	0	0	0	0.0	0.0	0	0	0	0	0	INACTIVE												1	0	1	1	3	0.0	0.0	0	0	0	2	0
11/21	San Francisco	0	0	0	0	0	0.0	0.0	0	0	0	0	0	INACTIVE												0	0	0	0	0	0.0	0.0	0	0	0	0	0
11/28	Atlanta	0	0	0	0	0	0.0	0.0	0	0	0	0	0	0	0	0	0	0	0.0	0.0	0	0	0	0	0	0	1	1	0	0	0.0	0.0	0	0	0	1	0
12/05	at L.A. Rams	2	0	2	0	0	0.0	0.0	0	0	0	0	0	0	0	0	0	0	0.0	0.0	0	0	0	0	0	1	1	2	0	0	0.0	0.0	0	0	0	0	0
12/12	at Tennessee	0	0	0	0	0	0.0	0.0	0	0	0	0	0	INACTIVE												1	0	1	0	0	0.0	0.0	0	0	0	1	0
12/19	Houston	0	0	0	0	0	0.0	0.0	0	0	0	0	0	0	0	0	0	0	0.0	0.0	0	0	0	0	0	0	0	0	0	0	0.0	0.0	0	0	0	1	0
12/26	at N.Y. Jets	0	0	0	0	0	0.0	0.0	0	0	0	0	0	DID NOT PLAY (NON-INJURY)												0	0	0	0	0	0.0	0.0	0	0	0	0	0
01/02	at New England	6	3	9	0	0	0.0	0.0	0	0	0	0	2	0	1	1	0	0	0.0	0.0	0	0	0	0	0	1	0	1	0	0	0.0	0.0	0	0	0	0	0
01/09	Indianapolis	0	0	0	0	0	0.0	0.0	0	0	0	0	0	2	1	3	0	0	0.0	0.0	0	0	0	0	0	INACTIVE											
TOTALS		**13**	**9**	**22**	**0**	**0**	**0.0**	**0.0**	**0**	**0**	**0**	**0**	**2**	**12**	**5**	**17**	**1**	**0**	**0.0**	**0.0**	**0**	**0**	**0**	**0**	**0**	**10**	**5**	**15**	**4**	**20**	**2.0**	**16.0**	**0**	**0**	**0**	**8**	**0**

		JIHAD WARD												CHAPELLE RUSSELL												CJ HENDERSON											
DATE	OPP.	S	A	TK	TFL	TFLY	SK	SKY	INT	FR	FF	PR	PD	S	A	TK	TFL	TFLY	SK	SKY	INT	FR	FF	PR	PD	S	A	TK	TFL	TFLY	SK	SKY	INT	FR	FF	PR	PD
09/12	at Houston	2	2	4	0	0	0.0	0.0	0	0	0	1	0	0	0	0	0	0	0.0	0.0	0	0	0	0	0	3	1	4	0	0	0.0	0.0	0	0	0	0	0
09/19	Denver	0	2	2	0	0	0.0	0.0	0	0	0	1	0	0	0	0	0	0	0.0	0.0	0	0	0	0	0	3	1	4	1	0	0.0	0.0	0	0	0	0	0
09/26	Arizona	1	1	2	1	2	0.0	0.0	0	0	0	1	0	0	0	0	0	0	0.0	0.0	0	0	0	0	0	ON INACTIVE LIST											
09/30	at Cincinnati	1	1	2	0	0	0.0	0.0	0	0	0	0	0	0	0	0	0	0	0.0	0.0	0	0	0	0	0	Panthers											
10/10	Tennessee	1	2	3	0	0	0.0	0.0	0	0	0	0	0	0	0	0	0	0	0.0	0.0	0	0	0	0	0	Panthers											
10/17	Miami	0	1	1	0	0	0.0	0.0	0	0	0	1	0	2	2	4	0	0	0.0	0.0	0	0	0	0	0	Panthers											
10/31	at Seattle	0	1	1	0	0	0.0	0.0	0	0	0	0	0	0	0	0	0	0	0.0	0.0	0	0	0	0	0	Panthers											
11/07	Buffalo	0	0	0	0	0	0.0	0.0	0	0	0	0	0	0	0	0	0	0	0.0	0.0	0	0	0	0	0	NOT ON ROSTER											
11/14	at Indianapolis	0	1	1	0	0	0.0	0.0	0	0	0	0	0	0	0	0	0	0	0.0	0.0	0	0	0	0	0	Panthers											
11/21	San Francisco	0	1	1	0	0	0.0	0.0	0	0	0	0	0	0	1	1	0	0	0.0	0.0	0	0	0	0	0	Panthers											
11/28	Atlanta	0	2	2	0	0	0.0	0.0	0	0	0	0	0	0	0	0	0	0	0.0	0.0	0	0	0	0	0	Panthers											
12/05	at L.A. Rams	1	1	2	0	0	0.0	0.0	0	0	0	0	0	1	1	2	0	0	0.0	0.0	0	0	0	0	0	Panthers											
12/12	at Tennessee	1	0	1	1	8	1.0	8.0	0	0	0	1	0	0	0	0	0	0	0.0	0.0	0	0	0	0	0	Panthers											
12/19	Houston	0	0	0	0	0	0.0	0.0	0	0	0	0	0	0	0	0	0	0	0.0	0.0	0	0	0	0	0	Panthers											
12/26	at N.Y. Jets	2	3	5	1	2	1.0	2.0	0	0	0	1	0	5	2	7	0	0	0.0	0.0	0	0	0	0	0	Panthers											
01/02	at New England	1	3	4	0	0	0.0	0.0	0	0	0	0	0	0	0	0	0	0	0.0	0.0	0	0	0	0	0	Panthers											
01/09	Indianapolis	0	1	1	0	0	0.0	0.0	0	0	0	1	0	RESERVE/COVID-19												Panthers											
TOTALS		**10**	**22**	**32**	**3**	**12**	**2.0**	**10.0**	**0**	**0**	**0**	**7**	**0**	**8**	**6**	**14**	**0**	**0**	**0.0**	**0.0**	**0**	**0**	**0**	**0**	**0**	**6**	**2**	**8**	**1**	**0**	**0.0**	**0.0**	**0**	**0**	**0**	**0**	**0**

		LERENTEE MCCRAY												DAKOTA ALLEN												JAY TUFELE											
DATE	OPP.	S	A	TK	TFL	TFLY	SK	SKY	INT	FR	FF	PR	PD	S	A	TK	TFL	TFLY	SK	SKY	INT	FR	FF	PR	PD	S	A	TK	TFL	TFLY	SK	SKY	INT	FR	FF	PR	PD
09/12	at Houston	0	1	1	0	0	0.0	0.0	0	0	0	0	0	0	1	1	0	0	0.0	0.0	0	0	0	0	0	INACTIVE											
09/19	Denver	INACTIVE												0	0	0	0	0	0.0	0.0	0	0	0	0	0	INACTIVE											
09/26	Arizona	0	0	0	0	0	0.0	0.0	0	0	0	0	0	0	0	0	0	0	0.0	0.0	0	0	0	0	0	INACTIVE											
09/30	at Cincinnati	0	0	0	0	0	0.0	0.0	0	0	0	0	0	0	0	0	0	0	0.0	0.0	0	0	0	0	0	INACTIVE											
10/10	Tennessee	INACTIVE												0	1	1	0	0	0.0	0.0	0	0	0	0	0	0	0	0	0	0	0.0	0.0	0	0	0	0	0
10/17	Miami	0	0	0	0	0	0.0	0.0	0	0	0	0	0	1	2	3	0	0	0.0	0.0	0	0	1	0	0	DID NOT PLAY (NON-INJURY)											
10/31	at Seattle	0	0	0	0	0	0.0	0.0	0	0	0	0	0	0	0	0	0	0	0.0	0.0	0	0	0	0	0	INJURED RESERVE											
11/07	Buffalo	0	0	0	0	0	0.0	0.0	0	0	0	0	0	0	0	0	0	0	0.0	0.0	0	0	0	0	0	INJURED RESERVE											
11/14	at Indianapolis	1	0	1	0	0	0.0	0.0	0	0	0	0	0	0	0	0	0	0	0.0	0.0	0	0	0	0	0	INJURED RESERVE											
11/21	San Francisco	1	0	1	1	1	0.0	0.0	0	0	0	0	0	INACTIVE												INJURED RESERVE											
11/28	Atlanta	1	0	1	0	0	0.0	0.0	0	0	0	0	0	INACTIVE												INJURED RESERVE - DESIGNATED FOR RETURN											
12/05	at L.A. Rams	1	0	1	0	0	0.0	0.0	0	0	0	0	0	0	0	0	0	0	0.0	0.0	0	0	0	0	0	0	1	1	0	0	0.0	0.0	0	0	0	0	0
12/12	at Tennessee	0	1	1	0	0	0.0	0.0	0	0	0	0	0	0	0	0	0	0	0.0	0.0	0	0	0	0	0	INACTIVE											
12/19	Houston	0	0	0	0	0	0.0	0.0	0	0	0	0	0	0	0	0	0	0	0.0	0.0	0	0	0	0	0	INACTIVE											
12/26	at N.Y. Jets	ON INACTIVE LIST												0	0	0	0	0	0.0	0.0	0	0	0	0	0	0	0	0	0	0	0.0	0.0	0	0	0	0	0
01/02	at New England	RESERVE/COVID-19												INACTIVE												RESERVE/COVID-19											
01/09	Indianapolis	RESERVE/COVID-19												0	0	0	0	0	0.0	0.0	0	0	0	0	0	1	0	1	0	0	0.0	0.0	0	0	0	0	0
TOTALS		**4**	**2**	**6**	**1**	**1**	**0.0**	**0.0**	**0**	**0**	**0**	**0**	**0**	**1**	**4**	**5**	**0**	**0**	**0.0**	**0.0**	**0**	**0**	**1**	**0**	**0**	**1**	**1**	**2**	**0**	**0**	**0.0**	**0.0**	**0**	**0**	**0**	**0**	**0**

		JAMIR JONES											
DATE	OPP.	S	A	TK	TFL	TFLY	SK	SKY	INT	FR	FF	PR	PD
09/12	at Houston	*Steelers*											
09/19	Denver	*Steelers*											
09/26	Arizona	*Steelers*											
09/30	at Cincinnati	*Rams*											
10/10	Tennessee	*Rams*											
10/17	Miami	*Rams*											
10/31	at Seattle	*Rams*											
11/07	Buffalo	*Rams*											
11/14	at Indianapolis	*Rams*											
11/21	San Francisco	*Rams*											
11/28	Atlanta	*Rams*											
12/05	at L.A. Rams	*Rams*											
12/12	at Tennessee	*Rams*											
12/19	Houston	*Rams*											
12/26	at N.Y. Jets	*Rams*											
01/02	at New England	1	1	2	0	0	0.0	0.0	0	0	0	0	0
01/09	Indianapolis	0	0	0	0	0	0.0	0.0	0	0	0	0	0
TOTALS		**1**	**2**	**3**	**0**	**0**	**0.0**	**0.0**	**0**	**0**	**0**	**0**	**0**

2021 GAME-BY-GAME TEAM OFFENSE

2021 REGULAR SEASON JAGUARS GAME-BY-GAME OFFENSE

	09/12 @ HOU	09/19 DEN	09/26 ARI	09/30 @ CIN	10/10 TEN	10/17 MIA	10/31 @ SEA	11/07 BUF	11/14 @ IND	11/21 SF	11/28 ATL	12/05 @ LAR	12/12 @ TEN	12/19 HOU	12/26 @ NYJ	01/02 @ NE	01/09 IND	Totals
FIRST DOWNS																		
Total	20	12	20	21	24	21	20	16	15	14	20	14	9	21	27	11	19	**304**
Rushing	5	3	9	12	9	4	2	5	6	5	7	3	0	6	8	2	6	**92**
Passing	13	6	10	8	12	16	17	5	7	8	13	7	9	12	16	8	11	**178**
Penalty	2	3	1	1	3	1	1	6	2	1	0	4	0	3	3	1	2	**34**
THIRD DOWNS																		
Attempts	11	11	11	12	10	12	14	13	15	11	16	12	13	14	13	9	15	**212**
Converted	3	4	2	6	3	3	5	2	5	5	9	5	5	3	6	3	7	**76**
Percentage	27.3%	36.4%	18.2%	50.0%	30.0%	25.0%	35.7%	15.4%	33.3%	45.5%	56.3%	41.7%	38.5%	21.4%	46.2%	33.3%	46.7%	**35.8%**
FOURTH DOWNS																		
Attempts	1	1	1	2	3	3	4	2	0	1	2	2	2	3	3	0	1	**31**
Converted	1	1	1	1	1	2	1	2	0	1	0	1	1	2	2	0	1	**18**
Percentage	100.0%	100.0%	100.0%	50.0%	33.3%	66.7%	25.0%	100.0%	0	100.0%	0.0%	50.0%	50.0%	66.7%	66.7%	0	100.0%	**58.1%**
TOT. OFFENSE																		
Net Yards	395	189	361	341	454	396	309	218	331	200	357	197	192	296	384	253	318	**5,191**
Plays	68	50	66	55	66	62	74	57	62	44	71	55	51	66	71	46	64	**1,028**
Avg./Play	5.8	3.8	5.5	6.2	6.9	6.4	4.2	3.8	5.3	4.5	5.0	3.6	3.8	4.5	5.4	5.5	5.0	**5.0**
RUSHING																		
Net Yards	76	75	159	139	198	84	82	79	179	54	141	61	8	107	132	80	101	**1,755**
Rush. Att.	16	16	29	30	31	19	19	27	24	16	28	25	8	25	31	17	31	**392**
Avg./Att.	4.8	4.7	5.5	4.6	6.4	4.4	4.3	2.9	7.5	3.4	5.0	2.4	1.0	4.3	4.3	4.7	3.3	**4.5**
PASSING																		
Net Yards	319	114	202	202	256	312	227	139	152	146	216	136	184	189	252	173	217	**3,436**
Attempts	51	33	34	24	33	41	54	28	35	25	42	28	40	38	39	27	32	**604**
Completions	28	14	22	17	23	25	32	17	16	16	23	16	24	22	26	17	23	**361**
Intercepted	3	2	2	0	1	0	1	0	0	0	1	0	4	0	0	3	0	**17**
Gross Yards	332	118	219	204	273	319	238	151	162	158	228	145	221	210	280	193	223	**3,674**
Sacked	1.0	1.0	3.0	1.0	2.0	2.0	1.0	2.0	3.0	3.0	1.0	2.0	3.0	3.0	1.0	2.0	1.0	**32.0**
Yards Lost	13	4	17	2	17	7	11	12	10	12	12	9	37	21	28	20	6	**238**
ADVANCES																		
Rushes	16	16	29	30	31	19	19	27	24	16	28	25	8	25	31	17	31	**392**
Completions	28	14	22	17	23	25	32	17	16	16	23	16	24	22	26	17	23	**361**
Totals	44	30	51	47	54	44	51	44	40	32	51	41	32	47	57	34	54	**753**
Total Drives	14	10	12	8	11	11	11	10	13	7	10	11	11	11	9	10	10	**179**
PENALTIES																		
Number	10	7	4	2	4	8	12	8	8	8	6	3	9	4	2	3	6	**104**
Yards	82	70	40	10	33	54	93	54	79	56	43	39	79	40	10	25	49	**856**
FUMBLES																		
Number	1	0	4	1	1	1	0	1	2	2	3	3	0	0	2	0	0	**21**
Lost	0	0	2	0	1	1	0	1	1	2	1	2	0	0	1	0	0	**12**
PUNTING																		
Yards	297	227	289	183	80	152	195	180	332	193	130	247	225	237	59	159	152	**3,337**
Punts	6	4	6	4	2	4	4	4	8	4	3	5	5	5	1	4	3	**72**
Net Avg.	46.7	49.5	43.7	43.5	40.0	38.0	38.8	45.0	35.7	48.0	42.3	49.4	42.4	41.2	47.0	39.8	41.7	**43.3**
Gross Avg.	49.5	56.8	48.2	45.8	40.0	38.0	48.8	45.0	41.5	48.3	43.3	49.4	45.0	47.4	59.0	39.8	50.7	**46.3**
SCORING																		
Points	21	13	19	21	19	23	7	9	17	10	14	7	0	16	21	10	26	**253**
Q1	0	7	0	7	6	3	0	3	6	0	0	0	0	3	3	3	7	**48**
Q2	7	0	13	7	7	7	0	3	3	3	3	7	0	7	9	0	6	**82**
Q3	7	0	6	0	0	7	0	0	0	0	8	0	0	3	3	0	10	**44**
Q4	7	6	0	7	6	6	7	3	8	7	3	0	0	3	6	7	3	**79**
OT	0	0	0	0	0	0	0	0	0	0	0	0	0	0	0	0	0	**0**
TD Rushing	0	0	1	3	2	1	0	0	2	1	0	1	0	1	1	0	0	**13**
TD Passing	3	1	1	0	1	1	1	0	0	0	1	0	0	0	0	1	2	**12**
TD KO Returns	0	1	0	0	0	0	0	0	0	0	0	0	0	0	0	0	0	**1**
TD Punt Returns	0	0	0	0	0	0	0	0	0	0	0	0	0	0	0	0	0	**0**
TD Sp. Teams	0	0	1	0	0	0	0	0	0	0	0	0	0	0	0	0	0	**1**
TD Def. Returns	0	0	0	0	0	0	0	0	0	0	0	0	0	0	0	0	0	**0**
FG Attempts	1	2	0	0	1	3	0	4	2	1	2	0	0	3	3	1	4	**27**
FG Made	0	0	0	0	0	3	0	3	1	1	2	0	0	3	3	1	4	**21**
Safety	0	0	0	0	0	0	0	0	0	0	0	0	0	0	0	0	0	**0**
2-Pt Attempts	0	1	0	0	1	0	0	0	1	0	1	0	0	0	2	0	0	**6**
2-Pt Made	0	0	0	0	0	0	0	0	1	0	1	0	0	0	0	0	0	**2**
Time of Possession	24:56	21:08	27:06	28:45	28:30	27:20	31:29	29:22	27:44	21:38	29:08	26:15	23:03	29:53	32:18	23:14	33:19	**465:08**

2021 GAME-BY-GAME TEAM DEFENSE

2021 REGULAR SEASON JAGUARS GAME-BY-GAME DEFENSE

	09/12 @ HOU	09/19 DEN	09/26 ARI	09/30 @ CIN	10/10 TEN	10/17 MIA	10/31 @ SEA	11/07 BUF	11/14 @ IND	11/21 SF	11/28 ATL	12/05 @ LAR	12/12 @ TEN	12/19 HOU	12/26 @ NYJ	01/02 @ NE	01/09 IND	Totals
FIRST DOWNS																		
Total	22	22	23	21	23	23	17	17	15	25	21	24	22	13	18	32	13	**351**
Rushing	6	9	8	4	12	4	5	2	5	13	6	7	8	4	11	16	4	**124**
Passing	13	11	14	16	10	18	9	15	9	8	12	15	10	8	7	15	8	**198**
Penalty	3	2	1	1	1	1	3	0	1	4	3	2	4	1	0	1	1	**29**
THIRD DOWNS																		
Attempts	21	11	9	9	11	17	10	15	15	12	12	12	15	18	12	10	12	**221**
Converted	12	2	1	5	5	9	3	6	4	6	5	5	6	10	4	8	4	**95**
Percentage	57.1%	18.2%	11.1%	55.6%	45.5%	52.9%	30.0%	40.0%	26.7%	50.0%	41.7%	41.7%	40.0%	55.6%	33.3%	80.0%	33.3%	**43.0%**
FOURTH DOWNS																		
Attempts	0	2	2	0	1	2	1	1	0	1	0	1	0	0	5	0	5	**21**
Converted	0	2	2	0	1	1	1	0	0	1	0	1	0	0	3	0	2	**14**
Percentage	0	100.0%	100.0%	0	100.0%	50.0%	100.0%	0.0%	0	100.0%	0	100.0%	0	0	60.0%	0	40.0%	**66.7%**
TOT. OFFENSE																		
Net Yards	449	398	407	420	368	431	229	301	295	333	332	418	263	281	373	471	233	**6,002**
Plays	75	67	64	55	61	68	52	65	62	66	59	66	69	57	59	70	53	**1,068**
Avg./Play	6.0	5.9	6.4	7.6	6.0	6.3	4.4	4.6	4.8	5.0	5.6	6.3	3.8	4.9	6.3	6.7	4.4	**5.6**
RUSHING																		
Net Yards	160	96	91	78	184	77	69	72	127	171	149	128	102	75	273	181	94	**2,127**
Rush. Att.	41	30	30	22	36	20	25	14	27	42	29	27	34	26	36	36	18	**493**
Avg./Att.	3.9	3.2	3.0	3.5	5.1	3.9	2.8	5.1	4.7	4.1	5.1	4.7	3.0	2.9	7.6	5.0	5.2	**4.3**
PASSING																		
Net Yards	289	302	316	342	184	354	160	229	168	162	183	290	161	206	100	290	139	**3,875**
Attempts	33	34	34	32	22	48	24	47	34	22	29	38	31	30	22	34	29	**543**
Completions	21	26	28	25	14	34	20	31	22	16	19	26	20	19	14	25	17	**377**
Intercepted	0	0	1	0	0	1	0	2	0	0	1	0	0	1	0	0	1	**7**
Gross Yards	291	328	316	348	197	354	195	264	180	176	190	295	191	209	102	290	185	**4,111**
Sacked	1.0	3.0	0.0	1.0	3.0	0.0	3.0	4.0	1.0	2.0	1.0	1.0	4.0	1.0	1.0	0.0	6.0	**32.0**
Yards Lost	2	26	0	6	13	0	35	35	12	14	7	5	30	3	2	0	46	**236**
ADVANCES																		
Rushes	41	30	30	22	36	20	25	14	27	42	29	27	34	26	36	36	18	**493**
Completions	21	26	28	25	14	34	20	31	22	16	19	26	20	19	14	25	17	**377**
Totals	62	56	58	47	50	54	45	45	49	58	48	53	54	45	50	61	35	**870**
Total Drives	14	11	11	9	9	11	10	9	12	9	10	10	11	11	9	10	9	**175**
PENALTIES																		
Number	5	10	7	6	7	7	5	12	7	1	5	7	2	9	7	3	4	**104**
Yards	50	101	58	38	44	55	40	118	47	12	26	47	15	65	81	30	52	**879**
FUMBLES																		
Number	1	0	1	0	0	1	0	2	0	1	0	1	1	0	0	1	3	**12**
Lost	0	0	0	0	0	0	0	1	0	0	0	0	0	0	0	0	1	**2**
PUNTING																		
Yards	266	180	253	142	170	158	226	148	319	88	224	150	192	193	55	40	78	**2,882**
Punts	6	4	5	3	4	4	5	3	7	2	5	3	5	4	1	1	2	**64**
Net Avg.	44.2	44.5	44.6	40.7	37.5	34.5	41.8	38.0	41.3	44.0	35.0	50.0	38.4	36.0	51.0	37.0	39.0	**40.7**
Gross Avg.	44.3	45.0	50.6	47.3	42.5	39.5	45.2	49.3	45.6	44.0	44.8	50.0	38.4	48.3	55.0	40.0	39.0	**45.0**
SCORING																		
Points	37	23	31	24	37	20	31	6	23	30	21	37	20	30	26	50	11	**457**
Q1	14	3	7	0	7	7	7	3	17	3	7	10	7	14	6	7	0	**119**
Q2	13	7	0	0	17	6	10	3	3	17	7	6	3	6	7	21	3	**129**
Q3	7	10	17	14	7	0	7	0	0	7	7	14	7	3	3	13	0	**116**
Q4	3	3	7	10	6	7	7	0	3	3	0	7	3	7	10	9	8	**93**
OT	0	0	0	0	0	0	0	0	0	0	0	0	0	0	0	0	0	**0**
TD Rushing	2	0	3	1	3	0	1	0	1	1	2	1	2	0	1	4	0	**22**
TD Passing	2	2	0	2	1	2	2	0	0	2	1	3	0	2	1	3	1	**24**
TD KO Returns	0	0	0	0	0	0	1	0	0	0	0	0	0	1	1	0	0	**3**
TD Punt Returns	0	0	0	0	0	0	0	0	0	0	0	0	0	0	0	0	0	**0**
TD Sp. Teams	0	0	0	0	0	0	0	0	1	0	0	0	0	0	0	0	0	**1**
TD Def. Returns	0	0	1	0	1	0	0	0	0	0	0	0	0	0	1	0	0	**3**
FG Attempts	3	3	2	2	1	3	1	2	3	3	0	3	3	3	2	1	1	**36**
FG Made	3	3	1	1	1	2	1	2	3	3	0	3	2	3	2	1	1	**32**
Safety	0	0	0	0	0	0	0	0	0	0	0	0	0	0	0	0	0	**0**
2-Pt Attempts	0	0	0	0	0	0	0	0	0	0	0	0	0	0	0	1	1	**2**
2-Pt Made	0	0	0	0	0	0	0	0	0	0	0	0	0	0	0	0	1	**1**
Time of Possession	35:04	38:52	32:54	31:15	31:30	32:40	28:31	30:38	32:16	38:22	30:52	33:45	36:57	30:07	27:42	36:46	26:41	**554:52**

2021 THIRD DOWN EFFICIENCY

JAGUARS												
Date	Opponent	3rd & 1	3rd & 2	3rd & 3	3rd & 4	3rd & 5	3rd & 6	3rd & 7	3rd & 8	3rd & 9	3rd & 10+	Total
09/12	at Houston	1 / 1	0 / 0	0 / 1	0 / 0	0 / 2	1 / 1	0 / 1	0 / 0	0 / 0	1 / 5	3 / 11
09/19	Denver	0 / 0	1 / 1	1 / 2	1 / 1	0 / 1	0 / 1	0 / 0	0 / 0	0 / 1	1 / 4	4 / 11
09/26	Arizona	0 / 1	1 / 1	0 / 1	1 / 3	0 / 1	0 / 1	0 / 1	0 / 1	0 / 0	0 / 1	2 / 11
09/30	at Cincinnati	1 / 1	3 / 5	2 / 2	0 / 1	0 / 0	0 / 0	0 / 1	0 / 2	0 / 0	0 / 0	6 / 12
10/10	Tennessee	1 / 3	0 / 0	1 / 1	0 / 0	0 / 1	0 / 0	1 / 1	0 / 2	0 / 0	0 / 2	3 / 10
10/17	Miami	0 / 1	1 / 1	0 / 0	1 / 1	0 / 3	0 / 1	0 / 0	1 / 1	0 / 0	0 / 4	3 / 12
10/31	at Seattle	2 / 2	0 / 1	1 / 1	0 / 0	2 / 3	0 / 1	0 / 2	0 / 0	0 / 1	0 / 3	5 / 14
11/07	Buffalo	0 / 0	0 / 1	0 / 1	1 / 2	0 / 1	0 / 0	1 / 2	0 / 0	0 / 1	0 / 5	2 / 13
11/14	at Indianapolis	1 / 2	0 / 2	0 / 1	0 / 0	0 / 0	0 / 0	0 / 1	0 / 1	0 / 3	4 / 5	5 / 15
11/21	San Francisco	0 / 0	2 / 2	0 / 0	0 / 0	0 / 1	2 / 3	1 / 1	0 / 1	0 / 0	0 / 3	5 / 11
11/28	Atlanta	5 / 6	0 / 0	1 / 2	1 / 1	0 / 0	0 / 0	1 / 1	0 / 1	0 / 0	1 / 5	9 / 16
12/05	at L.A. Rams	0 / 0	0 / 1	1 / 1	0 / 1	0 / 1	0 / 1	1 / 2	1 / 1	1 / 2	1 / 2	5 / 12
12/12	at Tennessee	0 / 0	1 / 1	0 / 0	2 / 3	0 / 1	0 / 0	1 / 2	0 / 3	0 / 0	1 / 3	5 / 13
12/19	Houston	2 / 2	0 / 1	1 / 2	0 / 0	0 / 0	0 / 1	0 / 1	0 / 2	0 / 0	0 / 5	3 / 14
12/26	at N.Y. Jets	1 / 3	2 / 2	0 / 1	0 / 0	1 / 2	1 / 2	1 / 1	0 / 1	0 / 0	0 / 1	6 / 13
01/02	at New England	0 / 1	0 / 0	1 / 3	1 / 1	0 / 0	1 / 1	0 / 0	0 / 0	0 / 0	0 / 3	3 / 9
01/09	Indianapolis	1 / 1	0 / 1	1 / 1	2 / 2	0 / 0	0 / 0	0 / 0	1 / 4	0 / 1	2 / 5	7 / 15
	TOTALS	**15 / 24**	**11 / 20**	**10 / 20**	**10 / 16**	**3 / 17**	**5 / 13**	**7 / 17**	**3 / 20**	**1 / 9**	**11 / 56**	**76 / 212**
		62.5%	**55.0%**	**50.0%**	**62.5%**	**17.6%**	**38.5%**	**41.2%**	**15.0%**	**11.1%**	**19.6%**	**35.8%**

OPPONENT												
Date	Opponent	3rd & 1	3rd & 2	3rd & 3	3rd & 4	3rd & 5	3rd & 6	3rd & 7	3rd & 8	3rd & 9	3rd & 10+	Total
09/12	at Houston	3 / 5	2 / 3	1 / 2	4 / 6	1 / 1	0 / 1	0 / 1	0 / 0	1 / 1	0 / 1	12 / 21
09/19	Denver	0 / 2	0 / 0	0 / 0	0 / 1	0 / 0	1 / 2	0 / 0	1 / 2	0 / 1	0 / 3	2 / 11
09/26	Arizona	0 / 2	0 / 1	0 / 0	0 / 1	0 / 0	0 / 0	0 / 0	0 / 1	1 / 1	0 / 3	1 / 9
09/30	at Cincinnati	1 / 1	0 / 1	1 / 1	1 / 1	0 / 0	1 / 1	0 / 0	0 / 1	0 / 0	1 / 3	5 / 9
10/10	Tennessee	0 / 0	1 / 1	0 / 0	2 / 2	1 / 1	1 / 1	0 / 0	0 / 1	0 / 1	0 / 4	5 / 11
10/17	Miami	2 / 3	0 / 1	1 / 1	2 / 3	0 / 0	2 / 5	1 / 1	0 / 0	1 / 1	0 / 2	9 / 17
10/31	at Seattle	1 / 2	0 / 0	0 / 0	0 / 1	1 / 1	0 / 0	0 / 1	1 / 2	0 / 0	0 / 3	3 / 10
11/07	Buffalo	1 / 1	1 / 2	2 / 3	0 / 0	0 / 0	0 / 1	0 / 2	0 / 0	0 / 0	2 / 6	6 / 15
11/14	at Indianapolis	0 / 0	0 / 0	0 / 2	1 / 2	1 / 1	1 / 2	1 / 1	0 / 1	0 / 0	0 / 6	4 / 15
11/21	San Francisco	2 / 4	1 / 2	0 / 0	0 / 1	1 / 2	1 / 1	0 / 1	0 / 0	0 / 0	1 / 1	6 / 12
11/28	Atlanta	0 / 1	0 / 1	1 / 2	2 / 2	0 / 0	0 / 1	0 / 1	0 / 0	1 / 2	1 / 2	5 / 12
12/05	at L.A. Rams	1 / 2	2 / 3	1 / 1	0 / 0	0 / 1	0 / 1	1 / 1	0 / 0	0 / 0	0 / 3	5 / 12
12/12	at Tennessee	1 / 1	0 / 0	2 / 2	0 / 0	1 / 3	0 / 2	1 / 1	0 / 2	1 / 1	0 / 3	6 / 15
12/19	Houston	4 / 4	1 / 1	1 / 1	1 / 1	1 / 1	0 / 2	1 / 2	0 / 0	1 / 2	0 / 4	10 / 18
12/26	at N.Y. Jets	1 / 1	0 / 1	0 / 2	0 / 1	1 / 1	0 / 2	1 / 1	0 / 0	1 / 2	0 / 1	4 / 12
01/02	at New England	2 / 2	1 / 1	2 / 2	0 / 0	2 / 3	0 / 1	1 / 1	0 / 0	0 / 0	0 / 0	8 / 10
01/09	Indianapolis	0 / 1	1 / 2	1 / 2	0 / 0	0 / 1	0 / 0	1 / 1	0 / 0	0 / 0	1 / 5	4 / 12
	TOTALS	**19 / 32**	**10 / 20**	**13 / 21**	**13 / 22**	**10 / 16**	**7 / 23**	**8 / 15**	**2 / 10**	**7 / 12**	**6 / 50**	**95 / 221**
		59.4%	**50.0%**	**61.9%**	**59.1%**	**62.5%**	**30.4%**	**53.3%**	**20.0%**	**58.3%**	**12.0%**	**43.0%**

2021 FOURTH DOWN EFFICIENCY

		JAGUARS						OPPONENT					
Date	Opponent	4th & 1	4th & 2	4th & 3	4th & 4	4th & 5+	Total	4th & 1	4th & 2	4th & 3	4th & 4	4th & 5+	Total
09/12	at Houston	0 / 0	0 / 0	0 / 0	0 / 0	1 / 1	1 / 1	0 / 0	0 / 0	0 / 0	0 / 0	0 / 0	0 / 0
09/19	Denver	0 / 0	0 / 0	0 / 0	0 / 0	1 / 1	1 / 1	2 / 2	0 / 0	0 / 0	0 / 0	0 / 0	2 / 2
09/26	Arizona	0 / 0	0 / 0	0 / 0	1 / 1	0 / 0	1 / 1	1 / 1	1 / 1	0 / 0	0 / 0	0 / 0	2 / 2
09/30	at Cincinnati	0 / 1	1 / 1	0 / 0	0 / 0	0 / 0	1 / 2	0 / 0	0 / 0	0 / 0	0 / 0	0 / 0	0 / 0
10/10	Tennessee	1 / 2	0 / 0	0 / 0	0 / 1	0 / 0	1 / 3	0 / 0	1 / 1	0 / 0	0 / 0	0 / 0	1 / 1
10/17	Miami	0 / 1	0 / 0	0 / 0	0 / 0	2 / 2	2 / 3	0 / 1	1 / 1	0 / 0	0 / 0	0 / 0	1 / 2
10/31	at Seattle	0 / 0	0 / 0	0 / 1	0 / 0	1 / 3	1 / 4	1 / 1	0 / 0	0 / 0	0 / 0	0 / 0	1 / 1
11/07	Buffalo	1 / 1	1 / 1	0 / 0	0 / 0	0 / 0	2 / 2	0 / 0	0 / 0	0 / 0	0 / 0	0 / 1	0 / 1
11/14	at Indianapolis	0 / 0	0 / 0	0 / 0	0 / 0	0 / 0	0 / 0	0 / 0	0 / 0	0 / 0	0 / 0	0 / 0	0 / 0
11/21	San Francisco	1 / 1	0 / 0	0 / 0	0 / 0	0 / 0	1 / 1	1 / 1	0 / 0	0 / 0	0 / 0	0 / 0	1 / 1
11/28	Atlanta	0 / 1	0 / 0	0 / 0	0 / 0	0 / 1	0 / 2	0 / 0	0 / 0	0 / 0	0 / 0	0 / 0	0 / 0
12/05	at L.A. Rams	0 / 1	1 / 1	0 / 0	0 / 0	0 / 0	1 / 2	1 / 1	0 / 0	0 / 0	0 / 0	0 / 0	1 / 1
12/12	at Tennessee	0 / 0	0 / 0	0 / 0	0 / 0	1 / 2	1 / 2	0 / 0	0 / 0	0 / 0	0 / 0	0 / 0	0 / 0
12/19	Houston	0 / 1	0 / 0	0 / 0	0 / 0	2 / 2	2 / 3	0 / 0	0 / 0	0 / 0	0 / 0	0 / 0	0 / 0
12/26	at N.Y. Jets	1 / 2	1 / 1	0 / 0	0 / 0	0 / 0	2 / 3	1 / 1	1 / 2	1 / 1	0 / 0	0 / 1	3 / 5
01/02	at New England	0 / 0	0 / 0	0 / 0	0 / 0	0 / 0	0 / 0	0 / 0	0 / 0	0 / 0	0 / 0	0 / 0	0 / 0
01/09	Indianapolis	0 / 0	1 / 1	0 / 0	0 / 0	0 / 0	1 / 1	1 / 2	0 / 1	0 / 0	0 / 0	1 / 2	2 / 5
	TOTALS	**4 / 11**	**5 / 5**	**0 / 1**	**1 / 2**	**8 / 12**	**18 / 31**	**8 / 10**	**4 / 6**	**1 / 1**	**0 / 0**	**1 / 4**	**14 / 21**
		36.4%	**100.0%**	**0.0%**	**50.0%**	**66.7%**	**58.1%**	**80.0%**	**66.7%**	**100.0%**	**0.0%**	**25.0%**	**66.7%**

21

WEEK 1

68,105 ■ NRG Stadium ■ Sep 12, 2021

37

Jacksonville Jaguars	0	7	7	7	— 21
Houston Texans	14	13	7	3	— 37

SCORING DRIVES

TEAM	QTR	TIME	SCORING PLAY	JAX	HOU
Texans	1	06:39	M.Ingram 1 yd. run (J.Slye kick) (14-84, 7:02)	0	7
Texans	1	02:25	D.Johnson 7 yd. pass from Ty.Taylor (J.Slye kick) (5-55, 2:14)	0	14
Jaguars	2	12:20	C.Manhertz 22 yd. pass from T.Lawrence (J.Lambo kick) (11-75, 5:05)	7	14
Texans	2	08:07	J.Slye 40 yd. Field Goal (9-54, 4:13)	7	17
Texans	2	00:59	J.Slye 26 yd. Field Goal (5-0, 1:18)	7	20
Texans	2	00:08	D.Amendola 8 yd. pass from Ty.Taylor (J.Slye kick) (4-69, 0:29)	7	27
Texans	3	03:24	P.Lindsay 5 yd. run (J.Slye kick) (9-68, 4:44)	7	34
Jaguars	3	01:48	D.Chark 41 yd. pass from T.Lawrence (J.Lambo kick) (4-75, 1:36)	14	34
Texans	4	11:56	J.Slye 25 yd. Field Goal (7-62, 2:53)	14	37
Jaguars	4	00:05	M.Jones 4 yd. pass from T.Lawrence (J.Lambo kick) (12-85, 2:45)	21	37

JACKSONVILLE JAGUARS

PASSING	ATT	CP	YDS	SK/YD	TD	LG	INT	RTG
Trevor Lawrence	51	28	332	1/13	3	41t	3	70.1
TOTAL	**51**	**28**	**332**	**1/13**	**3**	**41T**	**3**	**70.1**

RUSHING	ATT	YDS	AVG	LG	TD
Carlos Hyde	9	44	4.9	13	0
James Robinson	5	25	5.0	7	0
Laviska Shenault Jr.	1	9	9.0	9	0
Trevor Lawrence	1	-2	-2.0	-2	0
TOTAL	**16**	**76**	**4.8**	**13**	**0**

RECEIVING	NO	YDS	AVG	LG	TD
Laviska Shenault Jr.	7	50	7.1	14	0
James O'Shaughnessy	6	48	8.0	22	0
Marvin Jones Jr.	5	77	15.4	33	1
DJ Chark Jr.	3	86	28.7	41t	1
James Robinson	3	29	9.7	15	0
Carlos Hyde	2	14	7.0	9	0
Chris Manhertz	1	22	22.0	22t	1
Tyron Johnson	1	6	6.0	6	0
TOTAL	**28**	**332**	**11.9**	**41T**	**3**

TOP DEFENSE	TOT	SOLO	AST	SCK	YDS	INT
Myles Jack	9	6	3	0.0	0.0	0
Malcom Brown	7	4	3	0.0	0.0	0
Damien Wilson	7	1	6	0.0	0.0	0

FIELD GOALS	FGM/FGA	PERCENT	RESULTS
Josh Lambo	0-1	0.0	55WL
TOTAL	**0-1**	**0.0**	

HOUSTON TEXANS

PASSING	ATT	CP	YDS	SK/YD	TD	LG	INT	RTG
Tyrod Taylor	33	21	291	1/2	2	52	0	112.1
TOTAL	**33**	**21**	**291**	**1/2**	**2**	**52**	**0**	**112.1**

RUSHING	ATT	YDS	AVG	LG	TD
Mark Ingram II	26	85	3.3	11	1
Tyrod Taylor	4	40	10.0	29	0
Phillip Lindsay	8	25	3.1	8	1
David Johnson	3	10	3.3	5	0
TOTAL	**41**	**160**	**3.9**	**29**	**2**

RECEIVING	NO	YDS	AVG	LG	TD
Brandin Cooks	5	132	26.4	52	0
Danny Amendola	5	34	6.8	8t	1
Pharaoh Brown	4	67	16.8	29	0
David Johnson	3	18	6.0	9	1
Chris Conley	2	27	13.5	17	0
Nico Collins	1	7	7.0	7	0
Rex Burkhead	1	6	6.0	6	0
TOTAL	**21**	**291**	**13.9**	**52**	**2**

TOP DEFENSE	TOT	SOLO	AST	SCK	YDS	INT
Desmond King II	8	5	3	0.0	0.0	0
Zach Cunningham	7	3	4	0.0	0.0	0
Christian Kirksey	6	5	1	0.0	0.0	1

FIELD GOALS	FGM/FGA	PERCENT	RESULTS
Joey Slye	3-3	100.0	40G, 26G, 25G
TOTAL	**3-3**	**100.0**	

Team Statistics	Jaguars	Texans
First Downs	20	22
3rd-Down Eff. (Made/Att/Pct)	3/11/27%	12/21/57%
4th-Down Eff. (Made/Att/Pct)	1/1/100%	0/0/0%
Total Net Yards	395	449
Total Plays	68	75
Yards Per Play	5.8	6.0
Rushes/Net Yards	16/76	41/160
Net Passing	319	289
Pass Attempts/Completions	51/28	33/21
Had Intercepted	3	0
Sacked/Yards Lost	1/13	1/2
Punts/Average	6/49.5	6/44.3
Penalties/Yards	10/82	5/50
Fumbles/Lost	1/0	1/0
Possession Time	24:56	35:04

13

WEEK 2

58,461 ■ TIAA Bank Field ■ Sep 19, 2021

23

Denver Broncos	3	7	10	3	— 23
Jacksonville Jaguars	7	0	0	6	— 13

SCORING DRIVES

TEAM	QTR	TIME	SCORING PLAY	DEN	JAX
Jaguars	1	09:21	M.Jones 25 yd. pass from T.Lawrence (J.Lambo kick) (11-83, 5:39)	0	7
Broncos	1	00:26	B.McManus 32 yd. Field Goal (13-61, 8:55)	3	7
Broncos	2	01:54	T.Patrick 12 yd. pass from T.Bridgewater (B.McManus kick) (8-80, 4:02)	10	7
Broncos	3	12:35	N.Fant 14 yd. pass from T.Bridgewater (B.McManus kick) (4-75, 2:25)	17	7
Broncos	3	01:04	B.McManus 46 yd. Field Goal (7-24, 3:19)	20	7
Broncos	4	05:42	B.McManus 40 yd. Field Goal (9-72, 4:49)	23	7
Jaguars	4	05:26	J.Agnew 102 yd. kickoff return (pass failed) (0-0, 0:16)	23	13

JACKSONVILLE JAGUARS

PASSING	ATT	CP	YDS	SK/YD	TD	LG	INT	RTG
Trevor Lawrence	33	14	118	1/4	1	25t	2	37.2
TOTAL	**33**	**14**	**118**	**1/4**	**1**	**25T**	**2**	**37.2**

RUSHING	ATT	YDS	AVG	LG	TD
James Robinson	11	47	4.3	12	0
Trevor Lawrence	2	21	10.5	11	0
Carlos Hyde	2	7	3.5	6	0
Laviska Shenault Jr.	1	0	0.0	0	0
TOTAL	**16**	**75**	**4.7**	**12**	**0**

RECEIVING	NO	YDS	AVG	LG	TD
Marvin Jones Jr.	6	55	9.2	25t	1
James Robinson	3	17	5.7	13	0
Laviska Shenault Jr.	2	-3	-1.5	5	0
James O'Shaughnessy	1	24	24.0	24	0
DJ Chark Jr.	1	19	19.0	19	0
Luke Farrell	1	6	6.0	6	0
TOTAL	**14**	**118**	**8.4**	**25T**	**1**

TOP DEFENSE	TOT	SOLO	AST	SCK	YDS	INT
Andrew Wingard	8	5	3	1.0	1.0	0
Rayshawn Jenkins	6	6	0	0.0	0.0	0
Myles Jack	6	3	3	0.0	0.0	0

FIELD GOALS	FGM/FGA	PERCENT	RESULTS
Josh Lambo	0-2	0.0	52WR, 48WL
TOTAL	**0-2**	**0.0**	

DENVER BRONCOS

PASSING	ATT	CP	YDS	SK/YD	TD	LG	INT	RTG
Teddy Bridgewater	34	26	328	3/26	2	55	0	125.6
TOTAL	**34**	**26**	**328**	**3/26**	**2**	**55**	**0**	**125.6**

RUSHING	ATT	YDS	AVG	LG	TD
Javonte Williams	13	64	4.9	16	0
Melvin Gordon III	13	31	2.4	8	0
Teddy Bridgewater	4	1	0.3	2	0
TOTAL	**30**	**96**	**3.2**	**16**	**0**

RECEIVING	NO	YDS	AVG	LG	TD
Courtland Sutton	9	159	17.7	55	0
Noah Fant	4	33	8.3	14t	1
Albert Okwuegbunam	4	24	6.0	14	0
Tim Patrick	3	37	12.3	14	1
Melvin Gordon III	2	38	19.0	30	0
Kendall Hinton	1	15	15.0	15	0
Javonte Williams	1	10	10.0	10	0
Eric Saubert	1	7	7.0	7	0
KJ Hamler	1	5	5.0	5	0
TOTAL	**26**	**328**	**12.6**	**55**	**2**

TOP DEFENSE	TOT	SOLO	AST	SCK	YDS	INT
Kareem Jackson	6	4	2	0.0	0.0	1
Justin Strnad	6	3	3	0.0	0.0	0
Alexander Johnson	5	1	4	0.0	0.0	0

FIELD GOALS	FGM/FGA	PERCENT	RESULTS
Brandon McManus	3-3	100.0	32G, 46G, 40G
TOTAL	**3-3**	**100.0**	

Team Statistics	Broncos	Jaguars
First Downs	22	12
3rd-Down Eff. (Made/Att/Pct)	2/11/18%	4/11/36%
4th-Down Eff. (Made/Att/Pct)	2/2/100%	1/1/100%
Total Net Yards	398	189
Total Plays	67	50
Yards Per Play	5.9	3.8
Rushes/Net Yards	30/96	16/75
Net Passing	302	114
Pass Attempts/Completions	34/26	33/14
Had Intercepted	0	2
Sacked/Yards Lost	3/26	1/4
Punts/Average	4/45.0	4/56.8
Penalties/Yards	10/101	7/70
Fumbles/Lost	0/0	0/0
Possession Time	38:52	21:08

19

WEEK 3

58,012 ■ TIAA Bank Field ■ Sep 26, 2021

31

Arizona Cardinals	7	0	17	7	— 31
Jacksonville Jaguars	0	13	6	0	— 19

SCORING DRIVES

TEAM	QTR	TIME	SCORING PLAY	ARI	JAX
Cardinals	1	06:42	K.Murray 1 yd. run (M.Prater kick) (7-56, 3:22)	7	0
Jaguars	2	00:21	D.Chark 12 yd. pass from T.Lawrence (J.Lambo kick) (9-74, 3:01)	7	7
Jaguars	2	00:00	J.Agnew 109 yd. field goal return (kick failed, wl)	7	13
Cardinals	3	07:38	M.Prater 34 yd. Field Goal (12-68, 4:47)	10	13
Jaguars	3	03:33	J.Robinson 4 yd. run (kick failed, wr) (8-75, 4:05)	10	19
Cardinals	3	01:21	J.Conner 4 yd. run (M.Prater kick) (5-75, 2:12)	17	19
Cardinals	3	00:24	B.Murphy 29 yd. interception return (M.Prater kick)	24	19
Cardinals	4	06:49	J.Conner 1 yd. run (M.Prater kick) (11-65, 6:52)	31	19

JACKSONVILLE JAGUARS

PASSING	ATT	CP	YDS	SK/YD	TD	LG	INT	RTG
Trevor Lawrence	34	22	219	3/17	1	25	2	68.1
TOTAL	**34**	**22**	**219**	**3/17**	**1**	**25**	**2**	**68.1**

RUSHING	ATT	YDS	AVG	LG	TD
James Robinson	15	88	5.9	21	1
Carlos Hyde	8	44	5.5	18	0
Trevor Lawrence	6	27	4.5	10	0
TOTAL	**29**	**159**	**5.5**	**21**	**1**

RECEIVING	NO	YDS	AVG	LG	TD
Marvin Jones Jr.	6	62	10.3	14	0
James Robinson	6	46	7.7	13	0
Laviska Shenault Jr.	4	48	12.0	20	0
DJ Chark Jr.	3	49	16.3	25	1
Jacob Hollister	2	15	7.5	9	0
Luke Farrell	1	-1	-1.0	-1	0
TOTAL	**22**	**219**	**10.0**	**25**	**1**

TOP DEFENSE	TOT	SOLO	AST	SCK	YDS	INT
Myles Jack	10	6	4	0.0	0.0	0
Damien Wilson	9	6	3	0.0	0.0	0
Tyson Campbell	8	6	2	0.0	0.0	0

FIELD GOALS	FGM/FGA	PERCENT	RESULTS
No Field Goals			

ARIZONA CARDINALS

PASSING	ATT	CP	YDS	SK/YD	TD	LG	INT	RTG
Kyler Murray	34	28	316	0/0	0	36	1	93.1
TOTAL	**34**	**28**	**316**	**0/0**	**0**	**36**	**1**	**93.1**

RUSHING	ATT	YDS	AVG	LG	TD
James Conner	11	43	3.9	11	2
Chase Edmonds	11	26	2.4	7	0
Kyler Murray	7	19	2.7	9	1
Rondale Moore	1	3	3.0	3	0
TOTAL	**30**	**91**	**3.0**	**11**	**3**

RECEIVING	NO	YDS	AVG	LG	TD
Christian Kirk	7	104	14.9	33	0
Chase Edmonds	7	49	7.0	12	0
A.J. Green	5	112	22.4	36	0
DeAndre Hopkins	3	21	7.0	8	0
Maxx Williams	3	19	6.3	7	0
Rondale Moore	2	1	0.5	3	0
James Conner	1	10	10.0	10	0
TOTAL	**28**	**316**	**11.3**	**36**	**0**

TOP DEFENSE	TOT	SOLO	AST	SCK	YDS	INT
Jordan Hicks	12	7	5	1.0	11.0	0
Jalen Thompson	7	4	3	0.0	0.0	0
Marco Wilson	6	6	0	0.0	0.0	0

FIELD GOALS	FGM/FGA	PERCENT	RESULTS
Matt Prater	1-2	50.0	(68) 34G
TOTAL	**1-2**	**50.0**	

Team Statistics	Cardinals	Jaguars
First Downs	23	20
3rd-Down Eff. (Made/Att/Pct)	1/9/11%	2/11/18%
4th-Down Eff. (Made/Att/Pct)	2/2/100%	1/1/100%
Total Net Yards	407	361
Total Plays	64	66
Yards Per Play	6.4	5.5
Rushes/Net Yards	30/91	29/159
Net Passing	316	202
Pass Attempts/Completions	34/28	34/22
Had Intercepted	1	2
Sacked/Yards Lost	0/0	3/17
Punts/Average	5/50.6	6/48.2
Penalties/Yards	7/58	4/40
Fumbles/Lost	1/0	4/2
Possession Time	32:54	27:06

21

WEEK 4

63,198 ■ Paul Brown Stadium ■ Sep 30, 2021

24

Jacksonville Jaguars	7	7	0	7	— 21
Cincinnati Bengals	0	0	14	10	— 24

SCORING DRIVES

TEAM	QTR	TIME	SCORING PLAY	JAX	CIN
Jaguars	1	01:28	J.Robinson 6 yd. run (M.Wright kick) (8-67, 3:53)	7	0
Jaguars	2	04:45	T.Lawrence 7 yd. run (M.Wright kick) (12-80, 7:10)	14	0
Bengals	3	13:12	C.Uzomah 22 yd. pass from J.Burrow (E.McPherson kick) (4-69, 1:48)	14	7
Bengals	3	05:10	J.Mixon 1 yd. run (E.McPherson kick) (12-86, 6:29)	14	14
Jaguars	4	14:27	J.Robinson 4 yd. run (M.Wright kick) (11-77, 5:43)	21	14
Bengals	4	08:59	C.Uzomah 31 yd. pass from J.Burrow (E.McPherson kick) (10-75, 5:28)	21	21
Bengals	4	00:00	E.McPherson 35 yd. Field Goal (10-73, 5:33)	21	24

JACKSONVILLE JAGUARS

PASSING	ATT	CP	YDS	SK/YD	TD	LG	INT	RTG
Trevor Lawrence	24	17	204	1/2	0	52	0	96.5
TOTAL	**24**	**17**	**204**	**1/2**	**0**	**52**	**0**	**96.5**

RUSHING	ATT	YDS	AVG	LG	TD
James Robinson	18	78	4.3	20	2
Trevor Lawrence	8	36	4.5	11	1
Jamal Agnew	1	11	11.0	11	0
Laviska Shenault Jr.	1	11	11.0	11	0
Dare Ogunbowale	2	3	1.5	2	0
TOTAL	**30**	**139**	**4.6**	**20**	**3**

RECEIVING	NO	YDS	AVG	LG	TD
Laviska Shenault Jr.	6	99	16.5	52	0
Marvin Jones Jr.	3	24	8.0	10	0
Dan Arnold	2	29	14.5	17	0
Jamal Agnew	1	27	27.0	27	0
Tavon Austin	1	8	8.0	8	0
Luke Farrell	1	7	7.0	7	0
Chris Manhertz	1	7	7.0	7	0
Jacob Hollister	1	5	5.0	5	0
James Robinson	1	-2	-2.0	-2	0
TOTAL	**17**	**204**	**12.0**	**52**	**0**

TOP DEFENSE	TOT	SOLO	AST	SCK	YDS	INT
Tyson Campbell	9	4	5	0.0	0.0	0
Rayshawn Jenkins	7	3	4	0.0	0.0	0
Myles Jack	7	2	5	0.0	0.0	0

FIELD GOALS	FGM/FGA	PERCENT	RESULTS
No Field Goals			

CINCINNATI BENGALS

PASSING	ATT	CP	YDS	SK/YD	TD	LG	INT	RTG
Joe Burrow	32	25	348	1/6	2	44	0	132.8
TOTAL	**32**	**25**	**348**	**1/6**	**2**	**44**	**0**	**132.8**

RUSHING	ATT	YDS	AVG	LG	TD
Joe Mixon	16	67	4.2	11	1
Samaje Perine	3	7	2.3	4	0
Joe Burrow	3	4	1.3	4	0
TOTAL	**22**	**78**	**3.5**	**11**	**1**

RECEIVING	NO	YDS	AVG	LG	TD
Tyler Boyd	9	118	13.1	33	0
Ja'Marr Chase	6	77	12.8	44	0
C.J. Uzomah	5	95	19.0	31t	2
Trenton Irwin	1	25	25.0	25	0
Auden Tate	1	18	18.0	18	0
Samaje Perine	1	15	15.0	15	0
Joe Mixon	1	0	0.0	0	0
Mike D. Thomas	1	0	0.0	0	0
TOTAL	**25**	**348**	**13.9**	**44**	**2**

TOP DEFENSE	TOT	SOLO	AST	SCK	YDS	INT
Logan Wilson	10	4	6	1.0	2.0	0
Germaine Pratt	9	5	4	0.0	0.0	0
Sam Hubbard	6	4	2	0.0	0.0	0

FIELD GOALS	FGM/FGA	PERCENT	RESULTS
Evan McPherson	1-2	50.0	43WL, 35G
TOTAL	**1-2**	**50.0**	

Team Statistics	Jaguars	Bengals
First Downs	21	21
3rd-Down Eff. (Made/Att/Pct)	6/12/50%	5/9/56%
4th-Down Eff. (Made/Att/Pct)	1/2/50%	0/0/0%
Total Net Yards	341	420
Total Plays	55	55
Yards Per Play	6.2	7.6
Rushes/Net Yards	30/139	22/78
Net Passing	202	342
Pass Attempts/Completions	24/17	32/25
Had Intercepted	0	0
Sacked/Yards Lost	1/2	1/6
Punts/Average	4/45.8	3/47.3
Penalties/Yards	2/10	6/38
Fumbles/Lost	1/0	0/0
Possession Time	28:45	31:15

19

WEEK 5

58,282 ■ TIAA Bank Field ■ Oct 10, 2021

37

Tennessee Titans	7	17	7	6	— 37
Jacksonville Jaguars	6	7	0	6	— 19

SCORING DRIVES

TEAM	QTR	TIME	SCORING PLAY	TEN	JAX
Titans	1	14:00	K.Byard 30 yd. fumble return (R.Bullock kick)	7	0
Jaguars	1	11:21	J.Robinson 1 yd. run (kick failed, hru) (5-75, 2:39)	7	6
Titans	2	14:56	D.Henry 1 yd. run (R.Bullock kick) (11-79, 4:50)	14	6
Jaguars	2	09:55	J.Hollister 1 yd. pass from T.Lawrence (M.Wright kick) (9-70, 5:01)	14	13
Titans	2	05:49	M.Pruitt 14 yd. pass from R.Tannehill (R.Bullock kick) (8-75, 4:06)	21	13
Titans	2	00:31	R.Bullock 34 yd. Field Goal (7-41, 1:51)	24	13
Titans	3	09:48	D.Henry 9 yd. run (R.Bullock kick) (11-75, 5:12)	31	13
Jaguars	4	13:50	T.Lawrence 4 yd. run (pass failed) (10-80, 4:46)	31	19
Titans	4	01:54	D.Henry 10 yd. run (kick failed, wr) (5-39, 2:02)	37	19

JACKSONVILLE JAGUARS

PASSING	ATT	CP	YDS	SK/YD	TD	LG	INT	RTG
Trevor Lawrence	33	23	273	2/17	1	58	1	92.1
TOTAL	**33**	**23**	**273**	**2/17**	**1**	**58**	**1**	**92.1**

RUSHING	ATT	YDS	AVG	LG	TD
James Robinson	18	149	8.3	58	1
Trevor Lawrence	7	28	4.0	8	1
Carlos Hyde	5	13	2.6	7	0
Jamal Agnew	1	8	8.0	8	0
TOTAL	**31**	**198**	**6.4**	**58**	**2**

RECEIVING	NO	YDS	AVG	LG	TD
Dan Arnold	6	64	10.7	18	0
Jamal Agnew	6	41	6.8	8	0
Tavon Austin	5	54	10.8	22	0
Laviska Shenault Jr.	1	58	58.0	58	0
Marvin Jones Jr.	1	25	25.0	25	0
Dare Ogunbowale	1	19	19.0	19	0
Luke Farrell	1	13	13.0	13	0
Jacob Hollister	1	1	1.0	1t	1
James Robinson	1	-2	-2.0	-2	0
TOTAL	**23**	**273**	**11.9**	**58**	**1**

TOP DEFENSE	TOT	SOLO	AST	SCK	YDS	INT
Josh Allen	7	5	2	0.5	0.0	0
DaVon Hamilton	7	4	3	0.0	0.0	0
Damien Wilson	6	4	2	0.0	0.0	0

FIELD GOALS	FGM/FGA	PERCENT	RESULTS
Matthew Wright	0-1	0.0	53CR
TOTAL	**0-1**	**0.0**	

TENNESSEE TITANS

PASSING	ATT	CP	YDS	SK/YD	TD	LG	INT	RTG
Ryan Tannehill	22	14	197	3/13	1	26	0	107.6
TOTAL	**22**	**14**	**197**	**3/13**	**1**	**26**	**0**	**107.6**

RUSHING	ATT	YDS	AVG	LG	TD
Derrick Henry	29	130	4.5	15	3
Ryan Tannehill	3	21	7.0	8	0
Cameron Batson	2	15	7.5	11	0
Jeremy McNichols	1	9	9.0	9	0
Chester Rogers	1	9	9.0	9	0
TOTAL	**36**	**184**	**5.1**	**15**	**3**

RECEIVING	NO	YDS	AVG	LG	TD
Marcus Johnson	3	52	17.3	22	0
A.J. Brown	3	38	12.7	22	0
Anthony Firkser	3	33	11.0	14	0
Jeremy McNichols	2	26	13.0	25	0
Chester Rogers	1	26	26.0	26	0
MyCole Pruitt	1	14	14.0	14t	1
Josh Reynolds	1	8	8.0	8	0
TOTAL	**14**	**197**	**14.1**	**26**	**1**

TOP DEFENSE	TOT	SOLO	AST	SCK	YDS	INT
David Long Jr.	12	10	2	0.0	0.0	0
Kevin Byard	11	8	3	0.0	0.0	1
Dane Cruikshank	7	6	1	0.0	0.0	0

FIELD GOALS	FGM/FGA	PERCENT	RESULTS
Randy Bullock	1-1	100.0	34G
TOTAL	**1-1**	**100.0**	

Team Statistics	Titans	Jaguars
First Downs	23	24
3rd-Down Eff. (Made/Att/Pct)	5/11/45%	3/10/30%
4th-Down Eff. (Made/Att/Pct)	1/1/100%	1/3/33%
Total Net Yards	368	454
Total Plays	61	66
Yards Per Play	6.0	6.9
Rushes/Net Yards	36/184	31/198
Net Passing	184	256
Pass Attempts/Completions	22/14	33/23
Had Intercepted	0	1
Sacked/Yards Lost	3/13	2/17
Punts/Average	4/42.5	2/40.0
Penalties/Yards	7/44	4/33
Fumbles/Lost	0/0	1/1
Possession Time	31:30	28:30

23

WEEK 6

60,784 ■ Tottenham Hotspur Stadium ■ Oct 17, 2021

20

Miami Dolphins	7	6	0	7	— 20
Jacksonville Jaguars	3	7	7	6	— 23

SCORING DRIVES

TEAM	QTR	TIME	SCORING PLAY	MIA	JAX
Dolphins	1	07:45	J.Waddle 6 yd. pass from T.Tagovailoa (J.Sanders kick) (13-75, 7:15)	7	0
Jaguars	1	03:49	M.Wright 40 yd. Field Goal (8-56, 3:56)	7	3
Dolphins	2	14:15	J.Sanders 33 yd. Field Goal (9-66, 4:34)	10	3
Dolphins	2	05:38	J.Sanders 24 yd. Field Goal (8-32, 3:11)	13	3
Jaguars	2	00:40	M.Jones 28 yd. pass from T.Lawrence (M.Wright kick) (6-49, 1:05)	13	10
Jaguars	3	12:29	J.Robinson 1 yd. run (M.Wright kick) (5-75, 2:31)	13	17
Dolphins	4	10:22	J.Waddle 2 yd. pass from T.Tagovailoa (J.Sanders kick) (7-91, 3:53)	20	17
Jaguars	4	03:40	M.Wright 54 yd. Field Goal (9-44, 2:59)	20	20
Jaguars	4	00:00	M.Wright 53 yd. Field Goal (5-11, 1:42)	20	23

JACKSONVILLE JAGUARS

PASSING	ATT	CP	YDS	SK/YD	TD	LG	INT	RTG
Trevor Lawrence	41	25	319	2/7	1	29	0	93.4
TOTAL	**41**	**25**	**319**	**2/7**	**1**	**29**	**0**	**93.4**

RUSHING	ATT	YDS	AVG	LG	TD
James Robinson	17	73	4.3	24	1
Trevor Lawrence	2	11	5.5	12	0
TOTAL	**19**	**84**	**4.4**	**24**	**1**

RECEIVING	NO	YDS	AVG	LG	TD
Marvin Jones Jr.	7	100	14.3	28t	1
Laviska Shenault Jr.	6	54	9.0	12	0
Jamal Agnew	5	78	15.6	29	0
James Robinson	3	28	9.3	11	0
Dan Arnold	2	27	13.5	19	0
Luke Farrell	1	21	21.0	21	0
Chris Manhertz	1	11	11.0	11	0
TOTAL	**25**	**319**	**12.8**	**29**	**1**

TOP DEFENSE	TOT	SOLO	AST	SCK	YDS	INT
Damien Wilson	12	9	3	0.0	0.0	0
Rayshawn Jenkins	9	6	3	0.0	0.0	0
Andrew Wingard	7	5	2	0.0	0.0	0

FIELD GOALS	FGM/FGA	PERCENT	RESULTS
Matthew Wright	3-3	100.0	40G, 54G, 53G
TOTAL	**3-3**	**100.0**	

MIAMI DOLPHINS

PASSING	ATT	CP	YDS	SK/YD	TD	LG	INT	RTG
Tua Tagovailoa	47	33	329	0/0	2	32	1	95.1
Jacoby Brissett	1	1	25	0/0	0	25	0	118.8
TOTAL	**48**	**34**	**354**	**0/0**	**2**	**32**	**1**	**97.0**

RUSHING	ATT	YDS	AVG	LG	TD
Malcolm Brown	5	24	4.8	16	0
Salvon Ahmed	7	22	3.1	5	0
Tua Tagovailoa	3	22	7.3	8	0
Myles Gaskin	5	9	1.8	4	0
TOTAL	**20**	**77**	**3.9**	**16**	**0**

RECEIVING	NO	YDS	AVG	LG	TD
Jaylen Waddle	10	70	7.0	14	2
Mike Gesicki	8	115	14.4	32	0
Durham Smythe	5	59	11.8	25	0
Mack Hollins	4	61	15.3	20	0
Albert Wilson	2	14	7.0	12	0
Myles Gaskin	2	5	2.5	5	0
Salvon Ahmed	1	15	15.0	15	0
Cethan Carter	1	8	8.0	8	0
Malcolm Brown	1	7	7.0	7	0
TOTAL	**34**	**354**	**10.4**	**32**	**2**

TOP DEFENSE	TOT	SOLO	AST	SCK	YDS	INT
Jerome Baker	8	5	3	0.0	0.0	0
Andrew Van Ginkel	6	5	1	0.0	0.0	0
Jevon Holland	6	4	2	0.0	0.0	0

FIELD GOALS	FGM/FGA	PERCENT	RESULTS
Jason Sanders	2-3	66.7	33G, 24G, 58WL
TOTAL	**2-3**	**66.0**	

Team Statistics	Dolphins	Jaguars
First Downs	23	21
3rd-Down Eff. (Made/Att/Pct)	9/17/53%	3/12/25%
4th-Down Eff. (Made/Att/Pct)	1/2/50%	2/3/67%
Total Net Yards	431	396
Total Plays	68	62
Yards Per Play	6.3	6.4
Rushes/Net Yards	20/77	19/84
Net Passing	354	312
Pass Attempts/Completions	48/34	41/25
Had Intercepted	1	0
Sacked/Yards Lost	0/0	2/7
Punts/Average	4/39.5	4/38.0
Penalties/Yards	7/55	8/54
Fumbles/Lost	1/0	1/1
Possession Time	32:40	27:20

7

WEEK 8

67,243 ■ Lumen Field ■ Oct 31, 2021

31

Jacksonville Jaguars	0	0	0	7	7
Seattle Seahawks	7	10	7	7	31

SCORING DRIVES

TEAM	QTR	TIME	SCORING PLAY	JAX	SEA
Seahawks	1	04:19	G.Smith 1 yd. run (J.Myers kick) (10-80, 5:09)	0	7
Seahawks	2	09:24	D.Metcalf 16 yd. pass from G.Smith (J.Myers kick) (8-73, 4:06)	0	14
Seahawks	2	00:06	J.Myers 31 yd. Field Goal (12-47, 6:00)	0	17
Seahawks	3	08:09	D.Metcalf 5 yd. pass from G.Smith (J.Myers kick) (8-62, 3:42)	0	24
Jaguars	4	01:49	J. Agnew: 9-yard pass from T. Lawrence (M. Wright kick) (15-80, 4:51)	7	24
Seahawks	4	01:43	T. Homer: 44-yard run (J. Myers kick)	7	31

JACKSONVILLE JAGUARS

PASSING	ATT	CP	YDS	SK/YD	TD	LG	INT	RTG
Trevor Lawrence	54	32	238	1/11	1	17	1	68.3
TOTAL	**54**	**32**	**238**	**1/11**	**1**	**17**	**1**	**68.3**

RUSHING	ATT	YDS	AVG	LG	TD
Carlos Hyde	9	32	3.6	7	0
James Robinson	4	22	5.5	14	0
Trevor Lawrence	3	11	3.7	8	0
Dare Ogunbowale	2	9	4.5	5	0
Laviska Shenault Jr.	1	8	8.0	8	0
TOTAL	**19**	**82**	**4.3**	**14**	**0**

RECEIVING	NO	YDS	AVG	LG	TD
Dan Arnold	8	68	8.5	11	0
Carlos Hyde	6	40	6.7	9	0
Jamal Agnew	6	38	6.3	9t	1
Marvin Jones Jr.	5	35	7.0	13	0
Laviska Shenault Jr.	2	13	6.5	7	0
James Robinson	1	17	17.0	17	0
Tyron Johnson	1	10	10.0	10	0
Dare Ogunbowale	1	9	9.0	9	0
Tavon Austin	1	5	5.0	5	0
Luke Farrell	1	3	3.0	3	0
TOTAL	**32**	**238**	**7.4**	**17**	**1**

TOP DEFENSE	TOT	SOLO	AST	SCK	YDS	INT
Myles Jack	8	5	3	0.0	0.0	0
Damien Wilson	7	4	3	0.0	0.0	0
Josh Allen	6	5	1	2.0	24.0	0

FIELD GOALS	FGM/FGA	PERCENT	RESULTS
No Field Goals			

SEATTLE SEAHAWKS

PASSING	ATT	CP	YDS	SK/YD	TD	LG	INT	RTG
Geno Smith	24	20	195	3/35	2	28	0	128.3
TOTAL	**24**	**20**	**195**	**3/35**	**2**	**28**	**0**	**128.3**

RUSHING	ATT	YDS	AVG	LG	TD
Alex Collins	10	44	4.4	12	0
Travis Homer	4	9	2.3	7	0
Geno Smith	2	8	4.0	7	1
Rashaad Penny	7	7	1.0	5	0
DeeJay Dallas	1	6	6.0	6	0
Gerald Everett	1	-5	-5.0	-5	0
TOTAL	**25**	**69**	**2.8**	**12**	**1**

RECEIVING	NO	YDS	AVG	LG	TD
Tyler Lockett	12	142	11.8	28	0
DK Metcalf	6	43	7.2	16t	2
Gerald Everett	1	7	7.0	7	0
Travis Homer	1	3	3.0	3	0
TOTAL	**20**	**195**	**9.8**	**28**	**2**

TOP DEFENSE	TOT	SOLO	AST	SCK	YDS	INT
Bobby Wagner	14	7	7	0.0	0.0	0
Jamal Adams	10	5	5	0.0	0.0	0
Ugo Amadi	9	8	1	0.0	0.0	0

FIELD GOALS	FGM/FGA	PERCENT	RESULTS
Jason Myers	1-1	100.0	31G
TOTAL	**1-1**	**100.0**	

Team Statistics	Jaguars	Seahawks
First Downs	20	17
3rd-Down Eff. (Made/Att/Pct)	5/14/36%	3/10/30%
4th-Down Eff. (Made/Att/Pct)	1/4/25%	1/1/100%
Total Net Yards	309	229
Total Plays	74	52
Yards Per Play	4.2	4.4
Rushes/Net Yards	19/82	25/69
Net Passing	227	160
Pass Attempts/Completions	54/32	24/20
Had Intercepted	1	0
Sacked/Yards Lost	1/11	3/35
Punts/Average	4/48.8	5/45.2
Penalties/Yards	12/93	5/40
Fumbles/Lost	0/0	0/0
Possession Time	31:29	28:31

9

WEEK 9

63,110 ■ TIAA Bank Field ■ Nov 7, 2021

6

Buffalo Bills	3	3	0	0	— 6
Jacksonville Jaguars	3	3	0	3	— 9

SCORING DRIVES

TEAM	QTR	TIME	SCORING PLAY	BUF	JAX
Jaguars	1	08:57	M.Wright 39 yd. Field Goal (12-54, 6:03)	0	3
Bills	1	03:54	T.Bass 24 yd. Field Goal (12-48, 5:03)	3	3
Bills	2	10:59	T.Bass 41 yd. Field Goal (12-48, 6:24)	6	3
Jaguars	2	05:30	M.Wright 55 yd. Field Goal (10-38, 5:29)	6	6
Jaguars	4	12:10	M.Wright 21 yd. Field Goal (10-27, 4:45)	6	9

JACKSONVILLE JAGUARS

PASSING	ATT	CP	YDS	SK/YD	TD	LG	INT	RTG
Trevor Lawrence	26	15	118	2/12	0	23	0	69.1
C.J. Beathard	2	2	33	0/0	0	28	0	118.8
TOTAL	**28**	**17**	**151**	**2/12**	**0**	**28**	**0**	**75.1**

RUSHING	ATT	YDS	AVG	LG	TD
Carlos Hyde	21	67	3.2	15	0
Jamal Agnew	1	11	11.0	11	0
Trevor Lawrence	3	4	1.3	3	0
Dare Ogunbowale	1	1	1.0	1	0
Laviska Shenault Jr.	1	-4	-4.0	-4	0
TOTAL	**27**	**79**	**2.9**	**15**	**0**

RECEIVING	NO	YDS	AVG	LG	TD
Dan Arnold	4	60	15.0	28	0
Laviska Shenault Jr.	4	24	6.0	9	0
Jamal Agnew	3	27	9.0	23	0
Marvin Jones Jr.	3	21	7.0	12	0
Chris Manhertz	1	9	9.0	9	0
Carlos Hyde	1	6	6.0	6	0
Dare Ogunbowale	1	4	4.0	4	0
TOTAL	**17**	**151**	**8.9**	**28**	**0**

TOP DEFENSE	TOT	SOLO	AST	SCK	YDS	INT
Josh Allen	8	8	0	1.0	10.0	1
Rudy Ford	7	6	1	0.0	0.0	1
Myles Jack	7	5	2	0.0	0.0	0

FIELD GOALS	FGM/FGA	PERCENT	RESULTS
Matthew Wright	3-4	75.0	39G, 55G, 42WL, 21G
TOTAL	**3-4**	**75.0**	

BUFFALO BILLS

PASSING	ATT	CP	YDS	SK/YD	TD	LG	INT	RTG
Josh Allen	47	31	264	4/35	0	28	2	62.7
TOTAL	**47**	**31**	**264**	**4/35**	**0**	**28**	**2**	**62.7**

RUSHING	ATT	YDS	AVG	LG	TD
Josh Allen	5	50	10.0	22	0
Devin Singletary	6	16	2.7	5	0
Zack Moss	3	6	2.0	7	0
TOTAL	**14**	**72**	**5.1**	**22**	**0**

RECEIVING	NO	YDS	AVG	LG	TD
Cole Beasley	8	33	4.1	9	0
Devin Singletary	7	43	6.1	14	0
Stefon Diggs	6	85	14.2	28	0
Emmanuel Sanders	4	65	16.3	22	0
Zack Moss	2	18	9.0	13	0
Isaiah McKenzie	2	10	5.0	9	0
Tommy Sweeney	2	10	5.0	7	0
TOTAL	**31**	**264**	**8.5**	**28**	**0**

TOP DEFENSE	TOT	SOLO	AST	SCK	YDS	INT
Tremaine Edmunds	8	3	5	0.0	0.0	0
Levi Wallace	7	6	1	0.0	0.0	0
Siran Neal	6	4	2	0.0	0.0	0

FIELD GOALS	FGM/FGA	PERCENT	RESULTS
Tyler Bass	2-2	100.0	24G, 41G
TOTAL	**2-2**	**100.0**	

Team Statistics	Bills	Jaguars
First Downs	17	16
3rd-Down Eff. (Made/Att/Pct)	6/15/40%	2/13/15%
4th-Down Eff. (Made/Att/Pct)	0/1/0%	2/2/100%
Total Net Yards	301	218
Total Plays	65	57
Yards Per Play	4.6	3.8
Rushes/Net Yards	14/72	27/79
Net Passing	229	139
Pass Attempts/Completions	47/31	28/17
Had Intercepted	2	0
Sacked/Yards Lost	4/35	2/12
Punts/Average	3/49.3	4/45.0
Penalties/Yards	12/118	8/54
Fumbles/Lost	2/1	1/1
Possession Time	30:38	29:22

17

WEEK 10

60,622 ■ Lucas Oil Stadium ■ Nov 14, 2021

23

Jacksonville Jaguars	6	3	0	8	— 17
Indianapolis Colts	17	3	0	3	— 23

SCORING DRIVES

TEAM	QTR	TIME	SCORING PLAY	JAX	IND
Colts	1	09:57	M.Badgley 24 yd. Field Goal (10-63, 5:03)	0	3
Colts	1	08:23	E.Speed 12 yd. return of blocked punt (M.Badgley kick)	0	10
Colts	1	02:48	J.Taylor 4 yd. run (M.Badgley kick) (8-53, 4:07)	0	17
Jaguars	1	01:03	J.Agnew 66 yd. run (kick failed, wr) (4-78, 1:45)	6	17
Colts	2	01:43	M.Badgley 29 yd. Field Goal (9-71, 3:39)	6	20
Jaguars	2	00:00	M.Wright 56 yd. Field Goal (6-32, 0:36)	9	20
Jaguars	4	10:34	J.Robinson 1 yd. run (T.Lawrence-D.Arnold pass) (10-65, 5:10)	17	20
Colts	4	02:22	M.Badgley 37 yd. Field Goal (11-64, 5:06)	17	23

JACKSONVILLE JAGUARS

PASSING	ATT	CP	YDS	SK/YD	TD	LG	INT	RTG
Trevor Lawrence	35	16	162	3/10	0	24	0	59.5
TOTAL	**35**	**16**	**162**	**3/10**	**0**	**24**	**0**	**59.5**

RUSHING	ATT	YDS	AVG	LG	TD
Jamal Agnew	3	79	26.3	66t	1
James Robinson	12	57	4.8	18	1
Trevor Lawrence	5	33	6.6	12	0
Laviska Shenault Jr.	2	6	3.0	5	0
Carlos Hyde	2	4	2.0	5	0
TOTAL	**24**	**179**	**7.5**	**66T**	**2**

RECEIVING	NO	YDS	AVG	LG	TD
Dan Arnold	5	67	13.4	24	0
James Robinson	4	27	6.8	9	0
Laviska Shenault Jr.	3	15	5.0	6	0
Marvin Jones Jr.	2	35	17.5	23	0
Laquon Treadwell	1	18	18.0	18	0
Carlos Hyde	1	0	0.0	0	0
TOTAL	**16**	**162**	**10.1**	**24**	**0**

TOP DEFENSE	TOT	SOLO	AST	SCK	YDS	INT
Malcom Brown	6	4	2	0.0	0.0	0
Rayshawn Jenkins	6	4	2	0.0	0.0	0
Tyson Campbell	5	4	1	0.0	0.0	0

FIELD GOALS	FGM/FGA	PERCENT	RESULTS
Matthew Wright	1-2	50.0	56G, 51WR
TOTAL	**1-2**	**50.0**	

INDIANAPOLIS COLTS

PASSING	ATT	CP	YDS	SK/YD	TD	LG	INT	RTG
Carson Wentz	34	22	180	1/12	0	27	0	78.1
TOTAL	**34**	**22**	**180**	**1/12**	**0**	**27**	**0**	**78.1**

RUSHING	ATT	YDS	AVG	LG	TD
Jonathan Taylor	21	116	5.5	34	1
Nyheim Hines	2	12	6.0	9	0
Carson Wentz	4	-1	-0.3	2	0
TOTAL	**27**	**127**	**4.7**	**34**	**1**

RECEIVING	NO	YDS	AVG	LG	TD
Jonathan Taylor	6	10	1.7	6	0
Michael Pittman Jr.	5	71	14.2	27	0
Jack Doyle	3	31	10.3	12	0
Nyheim Hines	2	17	8.5	10	0
Zach Pascal	2	9	4.5	12	0
Ashton Dulin	1	16	16.0	16	0
Kylen Granson	1	15	15.0	15	0
Mo Alie-Cox	1	6	6.0	6	0
T.Y. Hilton	1	5	5.0	5	0
TOTAL	**22**	**180**	**8.2**	**27**	**0**

TOP DEFENSE	TOT	SOLO	AST	SCK	YDS	INT
Andrew Sendejo	7	6	1	0.0	0.0	0
Bobby Okereke	7	5	2	0.0	0.0	0
Shaquille Leonard	6	4	2	0.0	0.0	0

FIELD GOALS	FGM/FGA	PERCENT	RESULTS
Michael Badgley	3-3	100.0	24G, 29G, 37G
TOTAL	**3-3**	**100.0**	

Team Statistics	Jaguars	Colts
First Downs	15	15
3rd-Down Eff. (Made/Att/Pct)	5/15/33%	4/15/27%
4th-Down Eff. (Made/Att/Pct)	0/0/0%	0/0/0%
Total Net Yards	331	295
Total Plays	62	62
Yards Per Play	5.3	4.8
Rushes/Net Yards	24/179	27/127
Net Passing	152	168
Pass Attempts/Completions	35/16	34/22
Had Intercepted	0	0
Sacked/Yards Lost	3/10	1/12
Punts/Average	8/41.5	7/45.6
Penalties/Yards	8/79	7/47
Fumbles/Lost	2/1	0/0
Possession Time	27:44	32:16

10

WEEK 11

60,268 ■ TIAA Bank Field ■ Nov 21, 2021

30

San Francisco 49ers	3	17	7	3	—	30
Jacksonville Jaguars	0	3	0	7	—	10

SCORING DRIVES

TEAM	QTR	TIME	SCORING PLAY	SF	JAX
49ers	1	01:55	R.Gould 20 yd. Field Goal (20-87,13:05)	3	0
49ers	2	11:24	D.Samuel 25 yd. run (R.Gould kick) (7-80, 3:56)	10	0
49ers	2	08:25	B.Aiyuk 6 yd. pass from J.Garoppolo (R.Gould kick) (7-35, 2:51)	17	0
Jaguars	2	01:53	M.Wright 30 yd. Field Goal (12-67, 6:32)	17	3
49ers	2	00:00	R.Gould 48 yd. Field Goal (7-45, 1:53)	20	3
49ers	3	08:49	G.Kittle 1 yd. pass from J.Garoppolo (R.Gould kick) (11-77, 5:45)	27	3
49ers	4	05:33	R.Gould 45 yd. Field Goal (5-17, 3:00)	30	3
Jaguars	4	03:04	J.Robinson 1 yd. run (M.Wright kick) (8-75, 2:29)	30	10

JACKSONVILLE JAGUARS

PASSING	ATT	CP	YDS	SK/YD	TD	LG	INT	RTG
Trevor Lawrence	25	16	158	3/12	0	22	0	81.8
TOTAL	**25**	**16**	**158**	**3/12**	**0**	**22**	**0**	**81.8**

RUSHING	ATT	YDS	AVG	LG	TD
James Robinson	12	29	2.4	7	1
Trevor Lawrence	3	23	7.7	10	0
Jamal Agnew	1	2	2.0	2	0
TOTAL	**16**	**54**	**3.4**	**10**	**1**

RECEIVING	NO	YDS	AVG	LG	TD
Laviska Shenault Jr.	5	50	10.0	16	0
Marvin Jones Jr.	4	52	13.0	22	0
Jamal Agnew	3	18	6.0	8	0
James Robinson	2	9	4.5	6	0
Tavon Austin	1	18	18.0	18	0
Laquon Treadwell	1	11	11.0	11	0
TOTAL	**16**	**158**	**9.9**	**22**	**0**

TOP DEFENSE	TOT	SOLO	AST	SCK	YDS	INT
Myles Jack	12	5	7	0.0	0.0	0
Josh Allen	10	4	6	0.0	0.0	0
Damien Wilson	8	4	4	1.0	6.0	0

FIELD GOALS	FGM/FGA	PERCENT	RESULTS
Matthew Wright	1-1	100.0	30G
TOTAL	**1-1**	**100.0**	

SAN FRANCISCO 49ERS

PASSING	ATT	CP	YDS	SK/YD	TD	LG	INT	RTG
Jimmy Garoppolo	22	16	176	2/14	2	34	0	126.3
TOTAL	**22**	**16**	**176**	**2/14**	**2**	**34**	**0**	**126.3**

RUSHING	ATT	YDS	AVG	LG	TD
Deebo Samuel	8	79	9.9	25t	1
Jeff Wilson Jr.	19	50	2.6	11	0
Trey Sermon	10	32	3.2	12	0
Jimmy Garoppolo	2	6	3.0	3	0
Trey Lance	3	4	1.3	7	0
TOTAL	**42**	**171**	**4.1**	**25T**	**1**

RECEIVING	NO	YDS	AVG	LG	TD
Brandon Aiyuk	7	85	12.1	34	1
George Kittle	4	34	8.5	13	1
Trey Sermon	1	23	23.0	23	0
Deebo Samuel	1	15	15.0	15	0
Jeff Wilson Jr.	1	8	8.0	8	0
Kyle Juszczyk	1	7	7.0	7	0
Jauan Jennings	1	4	4.0	4	0
TOTAL	**16**	**176**	**11.0**	**34**	**2**

TOP DEFENSE	TOT	SOLO	AST	SCK	YDS	INT
Fred Warner	7	4	3	0.0	0.0	0
Jimmie Ward	5	2	3	0.0	0.0	0
Ambry Thomas	4	4	0	0.0	0.0	0

FIELD GOALS	FGM/FGA	PERCENT	RESULTS
Robbie Gould	3-3	100.0	20G, 48G, 45G
TOTAL	**3-3**	**100.0**	

Team Statistics	49ers	Jaguars
First Downs	25	14
3rd-Down Eff. (Made/Att/Pct)	6/12/50%	5/11/45%
4th-Down Eff. (Made/Att/Pct)	1/1/100%	1/1/100%
Total Net Yards	333	200
Total Plays	66	44
Yards Per Play	5.0	4.5
Rushes/Net Yards	42/171	16/54
Net Passing	162	146
Pass Attempts/Completions	22/16	25/16
Had Intercepted	0	0
Sacked/Yards Lost	2/14	3/12
Punts/Average	2/44.0	4/48.3
Penalties/Yards	1/12	8/56
Fumbles/Lost	1/0	2/2
Possession Time	38:22	21:38

14

WEEK 12

60,031 ■ TIAA Bank Field ■ Nov 28, 2021

21

Atlanta Falcons	7	7	7	0	— 21
Jacksonville Jaguars	0	3	8	3	— 14

SCORING DRIVES

TEAM	QTR	TIME	SCORING PLAY	ATL	JAX
Falcons	1	00:38	C.Patterson 7 yd. run (Y.Koo kick) (9-81, 5:17)	7	0
Falcons	2	06:40	C.Patterson 12 yd. run (Y.Koo kick) (4-29, 1:04)	14	0
Jaguars	2	00:45	M.Wright 22 yd. Field Goal (14-70, 5:55)	14	3
Falcons	3	07:47	R.Gage 12 yd. pass from M.Ryan (Y.Koo kick) (9-88, 5:01)	21	3
Jaguars	3	00:22	T.Austin 7 yd. pass from T.Lawrence (T.Lawrence-J.O'Shaughnessy pass) (9-72, 3:44)	21	11
Jaguars	4	06:28	M.Wright 34 yd. Field Goal (14-74, 6:29)	21	14

JACKSONVILLE JAGUARS

PASSING	ATT	CP	YDS	SK/YD	TD	LG	INT	RTG
Trevor Lawrence	42	23	228	1/12	1	26	1	68.4
TOTAL	**42**	**23**	**228**	**1/12**	**1**	**26**	**1**	**68.4**

RUSHING	ATT	YDS	AVG	LG	TD
James Robinson	17	86	5.1	12	0
Trevor Lawrence	5	39	7.8	10	0
Carlos Hyde	6	16	2.7	8	0
TOTAL	**28**	**141**	**5.0**	**12**	**0**

RECEIVING	NO	YDS	AVG	LG	TD
Laviska Shenault Jr.	5	33	6.6	24	0
Laquon Treadwell	4	53	13.3	20	0
Marvin Jones Jr.	4	43	10.8	21	0
James O'Shaughnessy	3	29	9.7	21	0
James Robinson	3	29	9.7	26	0
Tavon Austin	2	21	10.5	14	1
Chris Manhertz	1	11	11.0	11	0
Dan Arnold	1	9	9.0	9	0
TOTAL	**23**	**228**	**9.9**	**26**	**1**

TOP DEFENSE	TOT	SOLO	AST	SCK	YDS	INT
Myles Jack	8	4	4	0.0	0.0	0
Rayshawn Jenkins	6	5	1	0.0	0.0	0
Nevin Lawson	6	3	3	0.0	0.0	0

FIELD GOALS	FGM/FGA	PERCENT	RESULTS
Matthew Wright	2-2	100.0	22G, 34G
TOTAL	**2-2**	**100.0**	

ATLANTA FALCONS

PASSING	ATT	CP	YDS	SK/YD	TD	LG	INT	RTG
Matt Ryan	29	19	190	1/7	1	20	1	81.1
TOTAL	**29**	**19**	**190**	**1/7**	**1**	**20**	**1**	**81.1**

RUSHING	ATT	YDS	AVG	LG	TD
Cordarrelle Patterson	16	108	6.8	27	2
Wayne Gallman	4	19	4.8	15	0
Mike Davis	5	16	3.2	6	0
Matt Ryan	4	6	1.5	7	0
TOTAL	**29**	**149**	**5.1**	**27**	**2**

RECEIVING	NO	YDS	AVG	LG	TD
Russell Gage	6	62	10.3	15	1
Mike Davis	3	25	8.3	18	0
Cordarrelle Patterson	2	27	13.5	20	0
Kyle Pitts	2	26	13.0	19	0
Tajae Sharpe	2	22	11.0	13	0
Keith Smith	2	16	8.0	10	0
Parker Hesse	1	7	7.0	7	0
Olamide Zaccheaus	1	5	5.0	5	0
TOTAL	**19**	**190**	**10.0**	**20**	**1**

TOP DEFENSE	TOT	SOLO	AST	SCK	YDS	INT
Mykal Walker	11	6	5	0.0	0.0	0
Foyesade Oluokun	10	5	5	0.0	0.0	0
Adetokunbo Ogundeji	9	5	4	0.0	0.0	0

FIELD GOALS	FGM/FGA	PERCENT	RESULTS
No Field Goals			

Team Statistics	Falcons	Jaguars
First Downs	21	20
3rd-Down Eff. (Made/Att/Pct)	5/12/42%	9/16/56%
4th-Down Eff. (Made/Att/Pct)	0/0/0%	0/2/0%
Total Net Yards	332	357
Total Plays	59	71
Yards Per Play	5.6	5.0
Rushes/Net Yards	29/149	28/141
Net Passing	183	216
Pass Attempts/Completions	29/19	42/23
Had Intercepted	1	1
Sacked/Yards Lost	1/7	1/12
Punts/Average	5/44.8	3/43.3
Penalties/Yards	5/26	6/43
Fumbles/Lost	0/0	3/1
Possession Time	30:52	29:08

7

WEEK 13

70,801 ■ SoFi Stadium ■ Dec 5, 2021

37

Jacksonville Jaguars	0	7	0	0	— 7
Los Angeles Rams	10	6	14	7	— 37

SCORING DRIVES

TEAM	QTR	TIME	SCORING PLAY	JAX	LAR
Rams	1	12:20	M.Gay 40 yd. Field Goal (6-12, 2:40)	0	3
Rams	1	10:25	S.Michel 5 yd. run (M.Gay kick) (3-27, 1:21)	0	10
Jaguars	2	13:23	C.Hyde 1 yd. run (M.Wright kick) (13-73, 6:32)	7	10
Rams	2	07:41	M.Gay 44 yd. Field Goal (10-57, 5:42)	7	13
Rams	2	00:19	M.Gay 37 yd. Field Goal (10-70, 1:56)	7	16
Rams	3	11:43	C.Kupp 29 yd. pass from M.Stafford (M.Gay kick) (4-85, 2:18)	7	23
Rams	3	03:27	V.Jefferson 2 yd. pass from M.Stafford (M.Gay kick) (10-62, 5:09)	7	30
Rams	4	10:52	O.Beckham 1 yd. pass from M.Stafford (M.Gay kick) (10-55, 5:35)	7	37

JACKSONVILLE JAGUARS

PASSING	ATT	CP	YDS	SK/YD	TD	LG	INT	RTG
Trevor Lawrence	28	16	145	2/9	0	28	0	71.3
TOTAL	**28**	**16**	**145**	**2/9**	**0**	**28**	**0**	**71.3**

RUSHING	ATT	YDS	AVG	LG	TD
Carlos Hyde	9	24	2.7	10	1
James Robinson	8	24	3.0	13	0
Trevor Lawrence	4	10	2.5	9	0
C.J. Beathard	1	2	2.0	2	0
Laviska Shenault Jr.	3	1	0.3	3	0
TOTAL	**25**	**61**	**2.4**	**13**	**1**

RECEIVING	NO	YDS	AVG	LG	TD
Laquon Treadwell	4	62	15.5	28	0
Laviska Shenault Jr.	3	30	10.0	17	0
James O'Shaughnessy	2	13	6.5	7	0
Marvin Jones Jr.	2	11	5.5	6	0
Jaydon Mickens	2	10	5.0	12	0
James Robinson	1	11	11.0	11	0
Tavon Austin	1	9	9.0	9	0
Carlos Hyde	1	-1	-1.0	-1	0
TOTAL	**16**	**145**	**9.1**	**28**	**0**

TOP DEFENSE	TOT	SOLO	AST	SCK	YDS	INT
Andrew Wingard	8	3	5	0.0	0.0	0
Nevin Lawson	7	7	0	0.0	0.0	0
Myles Jack	7	3	4	0.0	0.0	0

FIELD GOALS	FGM/FGA	PERCENT	RESULTS
No Field Goals			

LOS ANGELES RAMS

PASSING	ATT	CP	YDS	SK/YD	TD	LG	INT	RTG
Matthew Stafford	38	26	295	1/5	3	43	0	117.8
TOTAL	**38**	**26**	**295**	**1/5**	**3**	**43**	**0**	**117.8**

RUSHING	ATT	YDS	AVG	LG	TD
Sony Michel	24	121	5.0	25	1
Mekhi Sargent	2	5	2.5	3	0
Matthew Stafford	1	2	2.0	2	0
TOTAL	**27**	**128**	**4.7**	**25**	**1**

RECEIVING	NO	YDS	AVG	LG	TD
Cooper Kupp	8	129	16.1	43	1
Van Jefferson	6	41	6.8	19	1
Tyler Higbee	5	48	9.6	22	0
Sony Michel	3	8	2.7	5	0
Odell Beckham	2	28	14.0	27	1
Ben Skowronek	1	35	35.0	35	0
Kendall Blanton	1	6	6.0	6	0
TOTAL	**26**	**295**	**11.3**	**43**	**3**

TOP DEFENSE	TOT	SOLO	AST	SCK	YDS	INT
Ernest Jones	9	5	4	0.5	1.5	0
Jordan Fuller	8	5	3	0.0	0.0	0
Aaron Donald	5	1	4	1.0	4.5	0

FIELD GOALS	FGM/FGA	PERCENT	RESULTS
Matt Gay	3-3	100.0	40G, 44G, 37G
TOTAL	**3-3**	**100.0**	

Team Statistics	Jaguars	Rams
First Downs	14	24
3rd-Down Eff. (Made/Att/Pct)	5/12/42%	5/12/42%
4th-Down Eff. (Made/Att/Pct)	1/2/50%	1/1/100%
Total Net Yards	197	418
Total Plays	55	66
Yards Per Play	3.6	6.3
Rushes/Net Yards	25/61	27/128
Net Passing	136	290
Pass Attempts/Completions	28/16	38/26
Had Intercepted	0	0
Sacked/Yards Lost	2/9	1/5
Punts/Average	5/49.4	3/50.0
Penalties/Yards	3/39	7/47
Fumbles/Lost	3/2	1/0
Possession Time	26:15	33:45

0

WEEK 14

67,808 ■ Nissan Stadium ■ Dec 12, 2021

20

Jacksonville Jaguars	0	0	0	0	0
Tennessee Titans	7	3	7	3	20

SCORING DRIVES

TEAM	QTR	TIME	SCORING PLAY	JAX	TEN
Titans	1	10:03	D.Foreman 5 yd. run (R.Bullock kick) (10-74, 4:57)	0	7
Titans	2	03:10	R.Bullock 44 yd. Field Goal (15-62, 8:04)	0	10
Titans	3	02:51	R.Tannehill 5 yd. run (R.Bullock kick) (11-69, 5:10)	0	17
Titans	4	02:20	R.Bullock 29 yd. Field Goal (4-3, 1:12)	0	20

JACKSONVILLE JAGUARS

PASSING	ATT	CP	YDS	SK/YD	TD	LG	INT	RTG
Trevor Lawrence	40	24	221	3/37	0	41	4	35.5
TOTAL	**40**	**24**	**221**	**3/37**	**0**	**41**	**4**	**35.5**

RUSHING	ATT	YDS	AVG	LG	TD
James Robinson	6	4	0.7	5	0
Carlos Hyde	1	2	2.0	2	0
Trevor Lawrence	1	2	2.0	2	0
TOTAL	**8**	**8**	**1.0**	**5**	**0**

RECEIVING	NO	YDS	AVG	LG	TD
Marvin Jones Jr.	6	70	11.7	31	0
Laquon Treadwell	4	68	17.0	41	0
Laviska Shenault Jr.	4	34	8.5	14	0
James O'Shaughnessy	4	21	5.3	7	0
Tavon Austin	3	17	5.7	7	0
Dare Ogunbowale	2	5	2.5	3	0
Carlos Hyde	1	6	6.0	6	0
TOTAL	**24**	**221**	**9.2**	**41**	**0**

TOP DEFENSE	TOT	SOLO	AST	SCK	YDS	INT
Damien Wilson	10	6	4	1.0	7.0	0
Myles Jack	9	6	3	0.0	0.0	0
Andrew Wingard	8	5	3	0.0	0.0	0

FIELD GOALS	FGM/FGA	PERCENT	RESULTS
No Field Goals			

TENNESSEE TITANS

PASSING	ATT	CP	YDS	SK/YD	TD	LG	INT	RTG
Ryan Tannehill	31	20	191	4/30	0	24	0	81.5
TOTAL	**31**	**20**	**191**	**4/30**	**0**	**24**	**0**	**81.5**

RUSHING	ATT	YDS	AVG	LG	TD
D'Onta Foreman	13	47	3.6	8	1
Ryan Tannehill	4	29	7.3	17	1
Jeremy McNichols	8	16	2.0	12	0
Dontrell Hilliard	6	13	2.2	4	0
Logan Woodside	3	-3	-1.0	-1	0
TOTAL	**34**	**102**	**3.0**	**17**	**2**

RECEIVING	NO	YDS	AVG	LG	TD
Anthony Firkser	4	34	8.5	11	0
Julio Jones	4	33	8.3	16	0
Geoff Swaim	3	45	15.0	24	0
Nick Westbrook-Ikhine	3	31	10.3	15	0
D'Onta Foreman	2	15	7.5	11	0
Chester Rogers	1	13	13.0	13	0
Racey McMath	1	9	9.0	9	0
Cody Hollister	1	6	6.0	6	0
MyCole Pruitt	1	5	5.0	5	0
TOTAL	**20**	**191**	**9.6**	**24**	**0**

TOP DEFENSE	TOT	SOLO	AST	SCK	YDS	INT
Rashaan Evans	6	1	5	0.0	0.0	1
Kevin Byard	5	2	3	0.0	0.0	0
Elijah Molden	5	2	3	0.0	0.0	0

FIELD GOALS	FGM/FGA	PERCENT	RESULTS
Randy Bullock	2-3	66.7	47WR, 44G, 29G
TOTAL	**2-3**	**66.0**	

Team Statistics	Jaguars	Titans
First Downs	9	22
3rd-Down Eff. (Made/Att/Pct)	5/13/38%	6/15/40%
4th-Down Eff. (Made/Att/Pct)	1/2/50%	0/0/0%
Total Net Yards	192	263
Total Plays	51	69
Yards Per Play	3.8	3.8
Rushes/Net Yards	8/8	34/102
Net Passing	184	161
Pass Attempts/Completions	40/24	31/20
Had Intercepted	4	0
Sacked/Yards Lost	3/37	4/30
Punts/Average	5/45.0	5/38.4
Penalties/Yards	9/79	2/15
Fumbles/Lost	0/0	1/0
Possession Time	23:03	36:57

16

WEEK 15

60,252 ■ TIAA Bank Field ■ Dec 19, 2021

30

Houston Texans	14	6	3	7	— 30
Jacksonville Jaguars	3	7	3	3	— 16

SCORING DRIVES

TEAM	QTR	TIME	SCORING PLAY	HOU	JAX
Texans	1	06:39	B.Cooks 22 yd. pass from D.Mills (K.Fairbairn kick) (15-75, 8:21)	7	0
Jaguars	1	01:42	M.Wright 22 yd. Field Goal (9-79, 4:57)	7	3
Texans	1	01:26	T.Smith 98 yd. kickoff return (K.Fairbairn kick) (0-0, 0:16)	14	3
Jaguars	2	12:09	J.Robinson 1 yd. run (M.Wright kick) (10-75, 4:17)	14	10
Texans	2	03:06	K.Fairbairn 52 yd. Field Goal (7-15, 4:43)	17	10
Texans	2	00:00	K.Fairbairn 51 yd. Field Goal (5-29, 0:21)	20	10
Texans	3	10:39	K.Fairbairn 25 yd. Field Goal (7-40, 2:13)	23	10
Jaguars	3	04:47	M.Wright 38 yd. Field Goal (12-55, 5:52)	23	13
Jaguars	4	11:18	M.Wright 35 yd. Field Goal (4-5, 2:04)	23	16
Texans	4	02:22	B.Cooks 43 yd. pass from D.Mills (K.Fairbairn kick) (6-55, 2:47)	30	16

JACKSONVILLE JAGUARS

PASSING	ATT	CP	YDS	SK/YD	TD	LG	INT	RTG
Trevor Lawrence	38	22	210	3/21	0	30	0	73.4
TOTAL	**38**	**22**	**210**	**3/21**	**0**	**30**	**0**	**73.4**

RUSHING	ATT	YDS	AVG	LG	TD
James Robinson	18	75	4.2	16	1
Trevor Lawrence	5	21	4.2	10	0
Laviska Shenault Jr.	1	10	10.0	10	0
Dare Ogunbowale	1	1	1.0	1	0
TOTAL	**25**	**107**	**4.3**	**16**	**1**

RECEIVING	NO	YDS	AVG	LG	TD
Laquon Treadwell	6	57	9.5	21	0
James O'Shaughnessy	4	60	15.0	30	0
Laviska Shenault Jr.	4	39	9.8	11	0
James Robinson	3	13	4.3	5	0
Marvin Jones Jr.	2	14	7.0	9	0
Tavon Austin	1	11	11.0	11	0
Chris Manhertz	1	11	11.0	11	0
Dare Ogunbowale	1	5	5.0	5	0
TOTAL	**22**	**210**	**9.5**	**30**	**0**

TOP DEFENSE	TOT	SOLO	AST	SCK	YDS	INT
Andrew Wingard	9	5	4	0.0	0.0	0
Myles Jack	6	5	1	0.0	0.0	0
Shaquill Griffin	5	4	1	0.0	0.0	0

FIELD GOALS	FGM/FGA	PERCENT	RESULTS
Matthew Wright	3-3	100.0	22G, 38G, 35G
TOTAL	**3-3**	**100.0**	

HOUSTON TEXANS

PASSING	ATT	CP	YDS	SK/YD	TD	LG	INT	RTG
Davis Mills	30	19	209	1/3	2	43t	1	92.2
TOTAL	**30**	**19**	**209**	**1/3**	**2**	**43T**	**1**	**92.2**

RUSHING	ATT	YDS	AVG	LG	TD
Rex Burkhead	16	41	2.6	8	0
David Johnson	6	24	4.0	6	0
Royce Freeman	3	8	2.7	4	0
Davis Mills	1	2	2.0	2	0
TOTAL	**26**	**75**	**2.9**	**8**	**0**

RECEIVING	NO	YDS	AVG	LG	TD
Brandin Cooks	7	102	14.6	43t	2
Phillip Dorsett	2	43	21.5	33	0
Jordan Akins	2	24	12.0	18	0
Nico Collins	2	14	7.0	7	0
Chris Conley	2	12	6.0	11	0
Pharaoh Brown	2	5	2.5	3	0
Rex Burkhead	1	6	6.0	6	0
David Johnson	1	3	3.0	3	0
TOTAL	**19**	**209**	**11.0**	**43T**	**2**

TOP DEFENSE	TOT	SOLO	AST	SCK	YDS	INT
Tavierre Thomas	11	7	4	0.0	0.0	0
Garret Wallow	11	6	5	1.0	1.0	0
Neville Hewitt	9	4	5	0.0	0.0	0

FIELD GOALS	FGM/FGA	PERCENT	RESULTS
Ka'imi Fairbairn	3-3	100.0	52G, 51G, 25G
TOTAL	**3-3**	**100.0**	

Team Statistics	Texans	Jaguars
First Downs	13	21
3rd-Down Eff. (Made/Att/Pct)	10/18/56%	3/14/21%
4th-Down Eff. (Made/Att/Pct)	0/0/0%	2/3/67%
Total Net Yards	281	296
Total Plays	57	66
Yards Per Play	4.9	4.5
Rushes/Net Yards	26/75	25/107
Net Passing	206	189
Pass Attempts/Completions	30/19	38/22
Had Intercepted	1	0
Sacked/Yards Lost	1/3	3/21
Punts/Average	4/48.3	5/47.4
Penalties/Yards	9/65	4/40
Fumbles/Lost	0/0	0/0
Possession Time	30:07	29:53

21

WEEK 16

67,120 ■ MetLife Stadium ■ Dec 26, 2021

26

Jacksonville Jaguars	3	9	3	6	— 21
New York Jets	6	7	3	10	— 26

SCORING DRIVES

TEAM	QTR	TIME	SCORING PLAY	JAX	NYJ
Jaguars	1	08:12	M.Wright 21 yd. Field Goal (12-73, 6:48)	3	0
Jets	1	03:54	Z.Wilson 52 yd. run (kick blocked) (8-91, 4:18)	3	6
Jaguars	2	13:08	W.Richardson fumble recovery in end zone (run failed) (12-75, 5:46)	9	6
Jets	2	12:57	B.Berrios 102 yd. kickoff return (E.Pineiro kick) (0-0, 0:11)	9	13
Jaguars	2	08:15	M.Wright 45 yd. Field Goal (11-48, 4:42)	12	13
Jets	3	09:47	E.Pineiro 42 yd. Field Goal (9-48, 5:13)	12	16
Jaguars	3	00:25	M.Wright 40 yd. Field Goal (10-75, 4:39)	15	16
Jets	4	09:16	C.McDermott 1 yd. pass from Z.Wilson (E.Pineiro kick) (11-80, 6:09)	15	23
Jaguars	4	05:25	D.Ogunbowale 1 yd. run (pass failed) (8-75, 3:51)	21	23
Jets	4	01:47	E.Pineiro 20 yd. Field Goal (10-67, 3:38)	21	26

JACKSONVILLE JAGUARS

PASSING	ATT	CP	YDS	SK/YD	TD	LG	INT	RTG
Trevor Lawrence	39	26	280	1/28	0	25	0	87.6
TOTAL	**39**	**26**	**280**	**1/28**	**0**	**25**	**0**	**87.6**

RUSHING	ATT	YDS	AVG	LG	TD
Dare Ogunbowale	17	57	3.4	9	1
Trevor Lawrence	6	37	6.2	26	0
Tavon Austin	3	21	7.0	8	0
James Robinson	3	10	3.3	9	0
Andrew Wingard	1	4	4.0	4	0
Nathan Cottrell	1	3	3.0	3	0
TOTAL	**31**	**132**	**4.3**	**26**	**1**

RECEIVING	NO	YDS	AVG	LG	TD
Marvin Jones Jr.	8	74	9.3	19	0
Tavon Austin	6	68	11.3	25	0
Laquon Treadwell	4	54	13.5	20	0
James O'Shaughnessy	4	49	12.3	22	0
Jacob Hollister	2	20	10.0	11	0
Dare Ogunbowale	2	15	7.5	9	0
TOTAL	**26**	**280**	**10.8**	**25**	**0**

TOP DEFENSE	TOT	SOLO	AST	SCK	YDS	INT
Chapelle Russell	7	5	2	0.0	0.0	0
Tyson Campbell	7	4	3	0.0	0.0	0
Daniel Thomas	6	4	2	0.0	0.0	0

FIELD GOALS	FGM/FGA	PERCENT	RESULTS
Matthew Wright	3-3	100.0	21G, 45G, 40G
TOTAL	**3-3**	**100.0**	

NEW YORK JETS

PASSING	ATT	CP	YDS	SK/YD	TD	LG	INT	RTG
Zach Wilson	22	14	102	1/2	1	22	0	89.6
TOTAL	**22**	**14**	**102**	**1/2**	**1**	**22**	**0**	**89.6**

RUSHING	ATT	YDS	AVG	LG	TD
Michael Carter	16	118	7.4	38	0
Zach Wilson	4	91	22.8	52t	1
Tevin Coleman	14	57	4.1	12	0
Braden Mann	1	4	4.0	4	0
Braxton Berrios	1	3	3.0	3	0
TOTAL	**36**	**273**	**7.6**	**52T**	**1**

RECEIVING	NO	YDS	AVG	LG	TD
Braxton Berrios	5	37	7.4	12	0
Tyler Kroft	3	29	9.7	22	0
Keelan Cole	2	25	12.5	19	0
Michael Carter	2	6	3.0	4	0
Tevin Coleman	1	4	4.0	4	0
Conor McDermott	1	1	1.0	1t	1
TOTAL	**14**	**102**	**7.3**	**22**	**1**

TOP DEFENSE	TOT	SOLO	AST	SCK	YDS	INT
C.J. Mosley	10	6	4	1.0	28.0	0
Jarrad Davis	8	6	2	0.0	0.0	0
Javelin Guidry	7	5	2	0.0	0.0	0

FIELD GOALS	FGM/FGA	PERCENT	RESULTS
Eddy Pineiro	2-2	100.0	42G, 20G
TOTAL	**2-2**	**100.0**	

Team Statistics	Jaguars	Jets
First Downs	27	18
3rd-Down Eff. (Made/Att/Pct)	6/13/46%	4/12/33%
4th-Down Eff. (Made/Att/Pct)	2/3/67%	3/5/60%
Total Net Yards	384	373
Total Plays	71	59
Yards Per Play	5.4	6.3
Rushes/Net Yards	31/132	36/273
Net Passing	252	100
Pass Attempts/Completions	39/26	22/14
Had Intercepted	0	0
Sacked/Yards Lost	1/28	1/2
Punts/Average	1/59.0	1/55.0
Penalties/Yards	2/10	7/81
Fumbles/Lost	2/1	0/0
Possession Time	32:18	27:42

10

WEEK 17

65,878 ■ Gillette Stadium ■ Jan 2, 2022

50

Jacksonville Jaguars	3	0	0	7	—	10
New England Patriots	7	21	13	9	—	50

SCORING DRIVES

TEAM	QTR	TIME	SCORING PLAY	JAX	NE
Patriots	1	05:49	D.Harris 2 yd. run (N.Folk kick) (11-70, 7:03)	0	7
Jaguars	1	02:18	M.Wright 29 yd. Field Goal (8-66, 3:31)	3	7
Patriots	2	12:02	D.Harris 7 yd. run (N.Folk kick) (9-66, 5:16)	3	14
Patriots	2	04:40	K.Wilkerson 6 yd. pass from M.Jones (N.Folk kick) (7-33, 3:37)	3	21
Patriots	2	00:48	J.Meyers 4 yd. pass from M.Jones (N.Folk kick) (6-43, 1:11)	3	28
Patriots	3	11:14	K.Wilkerson 20 yd. pass from M.Jones (kick blocked) (6-77, 3:46)	3	34
Patriots	3	02:42	R.Stevenson 1 yd. run (N.Folk kick) (1-1, 0:03)	3	41
Patriots	4	11:46	N.Folk 43 yd. Field Goal (11-53, 4:28)	3	44
Patriots	4	07:07	R.Stevenson 6 yd. run (run failed) (7-74, 3:46)	3	50
Jaguars	4	03:48	D.Ogunbowale 28 yd. pass from T.Lawrence (M.Wright kick) (8-75, 3:19)	10	50

JACKSONVILLE JAGUARS

PASSING	ATT	CP	YDS	SK/YD	TD	LG	INT	RTG
Trevor Lawrence	27	17	193	2/20	1	40	3	57.1
TOTAL	**27**	**17**	**193**	**2/20**	**1**	**40**	**3**	**57.1**

RUSHING	ATT	YDS	AVG	LG	TD
Dare Ogunbowale	9	36	4.0	5	0
Ryquell Armstead	6	28	4.7	9	0
Trevor Lawrence	2	16	8.0	15	0
TOTAL	**17**	**80**	**4.7**	**15**	**0**

RECEIVING	NO	YDS	AVG	LG	TD
Laquon Treadwell	6	87	14.5	40	0
Tavon Austin	3	2	0.7	4	0
Marvin Jones Jr.	2	46	23.0	24	0
Dare Ogunbowale	2	32	16.0	28t	1
Laviska Shenault Jr.	2	13	6.5	11	0
Luke Farrell	1	7	7.0	7	0
Ryquell Armstead	1	6	6.0	6	0
TOTAL	**17**	**193**	**11.4**	**40**	**1**

TOP DEFENSE	TOT	SOLO	AST	SCK	YDS	INT
Chris Claybrooks	9	6	3	0.0	0.0	0
Daniel Thomas	8	5	3	0.0	0.0	0
Josh Allen	7	4	3	0.0	0.0	0

FIELD GOALS	FGM/FGA	PERCENT	RESULTS
Matthew Wright	1-1	100.0	29G
TOTAL	**1-1**	**100.0**	

NEW ENGLAND PATRIOTS

PASSING	ATT	CP	YDS	SK/YD	TD	LG	INT	RTG
Mac Jones	30	22	227	0/0	3	20t	0	128.1
Brian Hoyer	4	3	63	0/0	0	46	0	116.7
TOTAL	**34**	**25**	**290**	**0/0**	**3**	**46**	**0**	**128.3**

RUSHING	ATT	YDS	AVG	LG	TD
Rhamondre Stevenson	19	107	5.6	15	2
Damien Harris	9	35	3.9	7t	2
Kendrick Bourne	2	17	8.5	9	0
Mac Jones	2	12	6.0	10	0
Jonnu Smith	1	5	5.0	5	0
Brandon Bolden	1	4	4.0	4	0
Brian Hoyer	2	1	0.5	2	0
TOTAL	**36**	**181**	**5.0**	**15**	**4**

RECEIVING	NO	YDS	AVG	LG	TD
Jakobi Meyers	8	73	9.1	17	1
Kendrick Bourne	5	76	15.2	46	0
Kristian Wilkerson	4	42	10.5	20t	2
Hunter Henry	3	37	12.3	17	0
Brandon Bolden	2	21	10.5	13	0
Jonnu Smith	1	20	20.0	20	0
Damien Harris	1	12	12.0	12	0
Gunner Olszewski	1	9	9.0	9	0
TOTAL	**25**	**290**	**11.6**	**46**	**3**

TOP DEFENSE	TOT	SOLO	AST	SCK	YDS	INT
Adrian Phillips	5	3	2	0.0	0.0	0
J.C. Jackson	4	4	0	0.0	0.0	1
Jalen Mills	4	3	1	0.0	0.0	0

FIELD GOALS	FGM/FGA	PERCENT	RESULTS
Nick Folk	1-1	100.0	43G
TOTAL	**1-1**	**100.0**	

Team Statistics	Jaguars	Patriots
First Downs	11	32
3rd-Down Eff. (Made/Att/Pct)	3/9/33%	8/10/80%
4th-Down Eff. (Made/Att/Pct)	0/0/0%	0/0/0%
Total Net Yards	253	471
Total Plays	46	70
Yards Per Play	5.5	6.7
Rushes/Net Yards	17/80	36/181
Net Passing	173	290
Pass Attempts/Completions	27/17	34/25
Had Intercepted	3	0
Sacked/Yards Lost	2/20	0/0
Punts/Average	4/39.8	1/40.0
Penalties/Yards	3/25	3/30
Fumbles/Lost	0/0	1/0
Possession Time	23:14	36:46

26

WEEK 18

60,516 ■ TIAA Bank Field ■ Jan 9, 2022

11

Indianapolis Colts	0	3	0	8	— 11
Jacksonville Jaguars	7	6	10	3	— 26

SCORING DRIVES

TEAM	QTR	TIME	SCORING PLAY	IND	JAX
Jaguars	1	07:48	L.Treadwell 2 yd. pass from T.Lawrence (M.Wright kick) (12-75, 7:12)	0	7
Colts	2	09:08	M.Badgley 41 yd. Field Goal (12-57, 7:48)	3	7
Jaguars	2	03:06	M.Wright 22 yd. Field Goal (11-71, 6:02)	3	10
Jaguars	2	00:00	M.Wright 20 yd. Field Goal (11-71, 1:35)	3	13
Jaguars	3	11:32	M.Wright 39 yd. Field Goal (4-2, 1:01)	3	16
Jaguars	3	03:08	M.Jones 3 yd. pass from T.Lawrence (M.Wright kick) (6-45, 3:44)	3	23
Jaguars	4	08:15	M.Wright 31 yd. Field Goal (6-28, 1:26)	3	26
Colts	4	04:26	M.Pittman 12 yd. pass from C.Wentz (C.Wentz-M.Pittman pass) (9-75, 3:49)	11	26

JACKSONVILLE JAGUARS

PASSING	ATT	CP	YDS	SK/YD	TD	LG	INT	RTG
Trevor Lawrence	32	23	223	1/6	2	29	0	111.8
TOTAL	**32**	**23**	**223**	**1/6**	**2**	**29**	**0**	**111.8**

RUSHING	ATT	YDS	AVG	LG	TD
Ryquell Armstead	9	52	5.8	26	0
Dare Ogunbowale	11	30	2.7	12	0
Trevor Lawrence	10	17	1.7	8	0
Mekhi Sargent	1	2	2.0	2	0
TOTAL	**31**	**101**	**3.3**	**26**	**0**

RECEIVING	NO	YDS	AVG	LG	TD
Marvin Jones Jr.	7	88	12.6	29	1
Laviska Shenault Jr.	5	62	12.4	18	0
Dare Ogunbowale	3	25	8.3	11	0
Laquon Treadwell	3	24	8.0	14	1
Jacob Hollister	3	14	4.7	7	0
Ryquell Armstead	2	10	5.0	9	0
TOTAL	**23**	**223**	**9.7**	**29**	**2**

TOP DEFENSE	TOT	SOLO	AST	SCK	YDS	INT
Tyson Campbell	8	6	2	0.0	0.0	0
Myles Jack	5	2	3	0.0	0.0	0
Damien Wilson	5	2	3	1.0	15.0	1

FIELD GOALS	FGM/FGA	PERCENT	RESULTS
Matthew Wright	4-4	100.0	22G, 20G, 39G, 31G
TOTAL	**4-4**	**100.0**	

INDIANAPOLIS COLTS

PASSING	ATT	CP	YDS	SK/YD	TD	LG	INT	RTG
Carson Wentz	29	17	185	6/46	1	33	1	74.6
TOTAL	**29**	**17**	**185**	**6/46**	**1**	**33**	**1**	**74.6**

RUSHING	ATT	YDS	AVG	LG	TD
Jonathan Taylor	15	77	5.1	23	0
Carson Wentz	3	17	5.7	10	0
TOTAL	**18**	**94**	**5.2**	**23**	**0**

RECEIVING	NO	YDS	AVG	LG	TD
Michael Pittman Jr.	6	64	10.7	21	1
Jonathan Taylor	3	18	6.0	11	0
T.Y. Hilton	2	39	19.5	33	0
Mo Alie-Cox	2	27	13.5	18	0
Nyheim Hines	2	19	9.5	10	0
Jack Doyle	1	11	11.0	11	0
Zach Pascal	1	7	7.0	7	0
TOTAL	**17**	**185**	**10.9**	**33**	**1**

TOP DEFENSE	TOT	SOLO	AST	SCK	YDS	INT
Kenny Moore II	10	8	2	0.0	0.0	0
Khari Willis	7	4	3	0.0	0.0	0
Shaquille Leonard	7	1	6	0.0	0.0	0

FIELD GOALS	FGM/FGA	PERCENT	RESULTS
Michael Badgley	1-1	100.0	41G
TOTAL	**1-1**	**100.0**	

Team Statistics	Colts	Jaguars
First Downs	13	19
3rd-Down Eff. (Made/Att/Pct)	4/12/33%	7/15/47%
4th-Down Eff. (Made/Att/Pct)	2/5/40%	1/1/100%
Total Net Yards	233	318
Total Plays	53	64
Yards Per Play	4.4	5.0
Rushes/Net Yards	18/94	31/101
Net Passing	139	217
Pass Attempts/Completions	29/17	32/23
Had Intercepted	1	0
Sacked/Yards Lost	6/46	1/6
Punts/Average	2/39.0	3/50.7
Penalties/Yards	4/52	6/49
Fumbles/Lost	3/1	0/0
Possession Time	26:41	33:19