2021 NFL WEEK 9 GAME RELEASE

NOV. 7, 2021 | 1 P.M. ET | TIAA BANK FIELD

JAX VS BUF

AMY PALCIC | V.P. OF FOOTBALL COMMUNICATIONS | PALCICA@NFL.JAGUARS.COM
ALEX BROOKS | DIRECTOR OF PUBLIC RELATIONS | BROOKSA@NFL.JAGUARS.COM
AMANDA HOLT | DIRECTOR OF COMMUNICATIONS | HOLTAF@NFL.JAGUARS.COM
DAVID WOLF | MANAGER OF PUBLIC RELATIONS | WOLFD@NFL.JAGUARS.COM
DYLAN MORTON | FOOTBALL COMMUNICATIONS COORDINATOR | MORTOND@NFL.JAGUARS.COM

JACKSONVILLE JAGUARS VS. BUFFALO BILLS | SUNDAY, NOV. 7 | 1 P.M. ET

THE OVERVIEW

Jacksonville hosts Buffalo at TIAA Bank Field in Week 9 at 1 p.m. ET. The game will be broadcast on CBS with Andrew Catalon (play-by-play) and James Lofton (analyst) on the call. Jenny Dell will report from the sidelines.

The Jaguars last hosted the Bills at TIAA Bank Field during the 2017 postseason and defeated Buffalo, 10-3, on Jan. 7, 2018 in front of 69,442 fans.

JOSHIN' AROUND

• DE/OLB Josh Allen recorded 2.0 sacks in Week 8, the third multi-sack game of his career. Allen leads the Jaguars this season with 4.5 sacks.

• Allen recorded four tackles for loss in Sunday's game, tied for the most by any NFL player in a single game this season. Since the stat began being tracked in 1999, Allen is one of four players in franchise history to record four tackles for loss in a game, joining DL Calais Campbell, DT Terrance Knighton and DE Yannick Ngakoue.

• Allen has recorded 20 tackles since Week 5, the most among all defensive linemen in the NFL. He has also totaled three passes defensed this season, tied for the fifth-most among all defensive linemen.

• According to Pro Football Focus, Allen has recorded a 91.4 grade since Week 5, the third-highest rating in the NFL during that span. His 25.3 pass rush win percentage is the sixth-highest in the NFL during that span.

Since being drafted by the Jaguars in 2019, Allen has posted 17.5 sacks in 31 games. His 17.5 sacks are the second-most by any player in franchise history through their first 31 games.

SACKS, FIRST 31 CAREER GAMES, FRANCHISE HISTORY

Rk	Player (Year)	Sacks
1.	Yannick Ngakoue (2016-17)	20.0
2.	**Josh Allen (2019-21)**	**17.5**
3.	Tony Brackens (1996-98)	15.0
4.	Dante Fowler Jr. (2016-17)	11.5
5.	Ryan Davis (2012-15)	10.0

JAGUARS MEDIA INFORMATION

The Jaguars media website is on NFLOMG.com. Please follow the link and click on the Jaguars logo to access the page. For customized access to the NFLOMG site, please utilize the username "jaguarsmedia" with the password "jaguarsmedia." For real-time news, game updates and a variety of other information on the Jacksonville Jaguars, follow the Jaguars PR department on Twitter: @JaguarsPR.

WEEK 9: NOTE TO KNOW

WR Marvin Jones Jr. has caught a pass in 104 consecutive games, the sixth-longest active streak in the NFL. Since 2019, Jones Jr. is tied for seventh in the NFL among active players with 21 receiving touchdowns.

Jones has played the Bills twice in his NFL career and caught a combined 12 passes for 166 yards and two TDs.

JAGUARS 2021 LEADERS

CATEGORY	PLAYER (STATISTIC)
Passing Yards	Trevor Lawrence (1,703)
Completions	Trevor Lawrence (161)
Passing Touchdowns	Trevor Lawrence (8)
Rushing Attempts	James Robinson (88)
Rushing Yards	James Robinson (482)
Receptions	Marvin Jones Jr. (33)
Receiving Yards	Marvin Jones Jr. (378)
Total Touchdowns	James Robinson (5)
Total Tackles	Damien Wilson (53)

2021 SCHEDULE

Sun., Sept. 12	at Houston Texans	L, 37-21
Sun., Sept. 19	**Denver Broncos**	**L, 23-13**
Sun., Sept. 26	**Arizona Cardinals**	**L, 31-19**
Thu., Sep. 30	at Cincinnati Bengals	L, 27-24
Sun., Oct. 10	**Tennessee Titans**	**L, 37-19**
Sun., Oct. 17	**Miami Dolphins**	**W, 23-20**
	BYE WEEK	---
Sun., Oct. 31	at Seattle Seahawks	L, 31-7
Sun., Nov. 7	**Buffalo Bills**	**1 p.m. (CBS)**
Sun., Nov. 14	at Indianapolis Colts	1 p.m. (CBS)
Sun., Nov. 21	**San Francisco 49ers**	**1 p.m. (FOX)**
Sun., Nov. 28	**Atlanta Falcons**	**1 p.m. (CBS)**
Sun., Dec. 5	at Los Angeles Rams	4:25 p.m. (CBS)
Sun., Dec. 12	at Tennessee Titans	1 p.m. (CBS)
Sun., Dec. 19	**Houston Texans**	**1 p.m. (CBS)**
Sun., Dec. 26	at New York Jets	1 p.m. (CBS)
Sun., Jan. 2	at New England Patriots	1 p.m. (CBS)
Sun. Jan. 9	**Indianapolis Colts**	**1 p.m. (CBS)**

PRONUNCIATION GUIDE

C.J. **Beathard**	BETH-urd
K'Lavon Chaisson	KAY-luh-von CHASE-on
Luke **Farrell**	FAIR-ull
Adam **Gotsis**	GOT-sis
DaVon Hamilton	DUH-von
Tre Herndon	Tray
Tyron Johnson	TIE-rin
Ross **Matiscik**	MATTA-sick
Lerentee McCray	luh-ren-TAY
Dare Ogunbowale	DAR-ay OH-gun-buh-WALL-ay
Devine **Ozigbo**	oh-ZIG-bo
Laviska Shenault Jr.	luh-VISK-uh shuh-nault
Dawuane Smoot	duh-WAHN
Jihad Ward	Juh-hodd
Andrew **Wingard**	WING-urd

PLAYER SPOTLIGHT

TE DAN ARNOLD

WHO WAS YOUR FAVORITE ATHLETE GROWING UP?

My favorite athlete growing up was Jesse Owens and he was a track guy. I always wanted to be like Owens because he overcame a whole bunch of adversity. He had obstacles when he was younger and then ended up going to the Olympics. Jesse Owens was definitely the big guy growing up, and I always wanted to have my first born child named Jesse because of him.

WHAT SPORTS DID YOU PLAY GROWING UP?

My parents wanted me and my sibilings to play everything. I did cross country, football, basketball and even participated in some school musicals. They just told us to play everything.

TO WHOM DO YOU ATTRIBUTE YOUR NFL SUCCESS?

That is 100% Dan Campbell. He is the guy who gave me a shot and was patient with me. He knew I had talent and knew I could do it and he just kept working with me and I have him to thank for my career in the NFL every day.

FIRST JERSEY YOU OWNED?

My parents bought me a Reggie Bush jersey when I was in seventh or eighth grade. I was a huge Reggie Bush fan when he played for the Saints. He made plays and was super fast and I was like, "Heck yeah, I want to be like him."

BILLS SERIES

Head Coach: Sean McDermott (since 2017 • 43-28, .606)

Regular Season Series: 6-9 (.400)
Postseason Series: 2-0 (1.000)
Home Record: 3-4 (.429)
Road Record: 3-5 (.375)

Date	Location	Result	Attendance
Nov. 25, 2018	Buffalo	L, 24-21	57,799
Jan. 7, 2018	***Jacksonville (WC)***	***W, 10-7***	***69,442***
Nov. 27, 2016	Buffalo	L, 28-21	67,849
Oct. 25, 2015	**London**	**W, 34-31**	**84,021**
Dec. 15, 2013	Jacksonville	L, 27-20	60,085
Dec. 2, 2012	Buffalo	L, 34-18	53,971
Oct. 10, 2010	**Buffalo**	**W, 36-26**	**58,304**
Nov. 22, 2009	**Jacksonville**	**W, 18-15**	**47,757**
Sept. 14, 2008	Jacksonville	L, 20-16	65,167
Nov. 25, 2007	**Jacksonville**	**W, 36-14**	**64,546**
Nov. 26, 2006	Buffalo	L, 27-24	63,608
Sept. 12, 2004	**Buffalo**	**W, 13-10**	**72,389**
Sept. 14, 2003	Jacksonville	L, 38-17	58,613
Oct. 18, 2001	Jacksonville	L, 13-10	58,893
Oct. 18, 1998	Buffalo	L, 17-26	77,635
Dec. 14, 1997	**Buffalo**	**W, 20-14**	**41,231**
Dec. 28, 1996	***Buffalo (WC)***	***W, 30-27***	***70,213***

• On Jan. 17, 2018, Jacksonville hosted Buffalo in the Jaguars' first home playoff game since 1999 and defeated the Bills, 10-7. The Bills are one of three NFL teams that the Jaguars have defeated but never lost to in the playoffs, joining Miami (1-0) and Pittsburgh (2-0).

• Jacksonville has produced 34-plus points on three occasions in the all-time series against Buffalo. The Jaguars have done so at least three times against only two other teams in franchise history (Tennessee - four; Houston - three).

BROADCAST

NFL

Andrew Catalon
(play-by-play)

James Lofton
(analyst)

Jenny Dell
(sideline reporter)

1010 XL 92.5 FM jax sports radio

Frank Frangie
(play-by-play)

Jeff Lageman
(analyst)

Tony Boselli
(analyst)

Rick Ballou
(sideline reporter)

ACCIÓN
LA PRIMERA EN NOTICIAS
930AM | 97.3FM

Javier Carrero
(play-by-play)

Victor Cora
(analyst)

MILITARY MOVIE NIGHT KICKS OFF MONTH-LONG SALUTE TO SERVICE ACTIVITIES

Last week, the Jaguars Foundation kicked off its Salute to Service campaign, a month-long effort to honor and support our nation's uniformed service members and their families around Northeast Florida. The celebration will culminate with the team's annual Salute to Service game on Nov. 28 at TIAA Bank Field.

On Tuesday, Oct. 26, the Jaguars hosted Salute to Service Movie Night presented by Dr. Basile, a fun and free private movie screening of "Ron's Gone Wrong" for active duty military, veterans and their children. Guests received free movie tickets, free popcorn and drink, event t-shirts and Jaguars giveaways. Jaxson de Ville, members of THE ROAR and Jaguars Legend Kevin Hardy were onsite to show their appreciation to our military guests.

In the coming month, the Jaguars Foundation and Jaguars alumni will host a night at Top Golf for K9s for Warriors, participate in the City of Jacksonville Veterans Day Parade, visit local military bases and pack thousands of care packages to ship to overseas service members during the holidays. On Thanksgiving weekend, during halftime of the Jaguars versus Falcons game, the team will host an oath of enlistment ceremony at TIAA Bank Field.

JAGUARS AND ACADEMY SPORTS SURPRISE POLICE ATHLETIC LEAGUE WITH $5,000 IN EQUIPMENT

In recognition of National First Responder Day on Oct. 28, the Jaguars joined together with Academy Sports + Outdoors to go the extra step to say thank you. Together they donated $5,000 to the Jacksonville Police Athletic League (JaxPAL). Officers were on hand to shop for equipment, including former Jaguars WR and TE Ernest Wilford, who is now a police officer for the Jacksonville Sheriff's Office.

JaxPAL works to promote the prevention of juvenile crime and violence by building relationships among children, cops and community through positive engagement. This donation will help support JaxPAL's boxing program and allow them to purchase new gym supplies and equipment.

"We are grateful for this opportunity," said Mary Bishop, Executive Director of JaxPAL. "This new updated equipment will allow JaxPAL to continue to recruit youth for the boxing program and allow youth a safe place to come and build positive relationships amongst their peers and the officers and volunteers."

KEY CONNECTIONS

COLLEGE CONNECTIONS

Jacksonville Jaguars		Buffalo Bills
S Andrew Wingard (2015-18), TE Jacob Hollister (2014-16)		QB Josh Allen (2015-17)
S Rayshawn Jenkins (2012-16), LB Shaquille Quarterman (2016-19)		DE Greg Rousseau (2018-20), OL Jon Feliciano (2011-14), S Jaquan Johnson (2015-18)
LB Chapelle Russell (2015-19)		OL Dion Dawkins (2014-16), LB Tyler Matakevich (2012-15)
K Matthew Wright (2015-18)		WR Gabriel Davis (2017-19)
QB C.J. Beathard (2013-16)		OL Ike Boettger (2014-17)
OL Walker Little (2017-20)		DT Harrison Phillips (2014-17)

BILLS CONNECTIONS TO JAGUARS

Coach	Prev. position
Off. Cordinator Rob Boras	TE Coach (2010-11)
LB Coach Bob Babich	Def. Coordinator (2013-15)
OL Coach Bobby Johnson	TE Coach (2012)
RB Coach Kelly Skipper	RB Coach (2015-16)
Asst. Special Teams Matthew Smiley	Asst. Special Teams (2013-16)

JAGUARS CONNECTIONS TO BILLS

Player	Prev. position
DE/OLB Lerentee McCray	DE/OLB (2016)

Coach	Prev. position
WR Coach Sanjay Lal	WR Coach (2015-16)

BILLS CONNECTIONS TO FLORIDA

Player	Hometown
RB Matt Breida	Brandon
WR Gabriel Davis	Sanford
OL Jon Feliciano	Davie
S Jaquan Johnson	Miami
WR Isaiah McKenzie	Miami
LB Matt Milano	Orlando
RB Zack Moss	Hallandale
DE Greg Rousseau	Hialeah
RB Devin Singletary	Deerfield Beach
LB Andre Smith	Jacksonville

JAGUARS CONNECTIONS TO NEW YORK

Player	Hometown
S Andre Cisco	Queens
TE Chris Manhertz	Bronx

Coach	Hometown
Def. Quality Control Patrick Reilly	Levittown

KEY COACHING CONNECTION

Jaguars Defensive Coordinator Joe Cullen and Bills Assistant Head Coach/Defensive Coordinator Leslie Frazier spent time together in Baltimore in 2016, when Cullen was the defensive line coach and Frazier was the defensive backs coach.

ROSTER FACTS

Oldest Jaguars Player: WR Marvin Jones Jr. (3/12/1990), 31

Youngest Jaguars Player: S Andre Cisco (3/23/2000), 21

Heaviest Jaguars Player: OL Andrew Norwell, 340

Lightest Jaguars Player: K Matthew Wright, 179

Tallest Jaguars Player: DE/OLB Jordan Smith, Walker Little, 6'7"

Shortest Jaguars Player: WR Tavon Austin, 5'8"

Most Seasons with the Jaguars: OL Tyler Shatley, 8

Most NFL Seasons: WR Marvin Jones Jr., 10

College with the Most Jaguars: Ohio State, 4

Drafted by Jaguars: 23

Home State to the Most Jaguars Players: Florida, 6

Jaguars TE Chris Manhertz played basketball at Canisius College, located in Buffalo, N.Y. from 2010-2014. He appeared in 116 games with 94 starts while averaging 6.5 points and 6.8 rebounds per game. He finished his career ranked fourth in school history with 789 rebounds. Manhertz was a team captain for three of the four seasons he played at Canisius.

HC URBAN MEYER & GM TRENT BAALKE

URBAN MEYER
HEAD COACH

The Jacksonville Jaguars hired three-time national champion, seven-time conference winner and college Coach of the Decade Urban Meyer on Jan. 14, 2021.

Before serving as a studio analyst at FOX and an assistant athletic director at Ohio State, Meyer accumulated a 187-32 record and a .854 winning percentage, the third-highest in college football history, during head coaching stints at Ohio State (2012-18), Florida (2005-10), Utah (2003-04) and Bowling Green (2001-02). Meyer also posted a 12-3 record in postseason play. He is the only modern-day coach to win national championships in two different conferences (SEC in 2006 and 2008 at Florida and Big Ten in 2014 at Ohio State).

Meyer was hired for his first head coaching stint on Dec. 4, 2000 at Bowling Green, launching a coaching career that would earn him Coach of the Decade accolades by Sports Illustrated and The Sporting News. Meyer turned around a BGSU program that endured six consecutive losing seasons prior to his appointment into a Top 25 team. The Falcons posted 8-3 and 9-3 seasons before he accepted the head coaching position at Utah, where he went 22-2 in two seasons at the helm, including an undefeated 12-0 campaign in 2004.

Meyer was named national coach of the year in 2003 by The Sporting News and, in 2004, he was named the Football Writers Association of America's Eddie Robinson Coach of the Year and the Home Depot Coach of the Year. The Touchdown Club of Columbus also presented him with its coach of the year award, the Woody Hayes Trophy. While with the Utes, Meyer mentored QB Alex Smith, who threw for 2,952 yards and 32 TDs and ran for 631 yards and 10 TDs in 2004 before being the first overall pick in the 2005 NFL Draft.

His prolific coaching career next took him to Gainesville, where his six-year stint saw two national titles and a 65-15 record with the Gators. He led Florida to national championships in 2006 and 2008 and tutored QB Tim Tebow, who won the Heisman Trophy in 2007 and was named First-Team All-American in 2008 after leading the most productive offense in SEC history (611 points).

During his time in Columbus, the Buckeyes won the inaugural College Football Playoff national championship in 2014, captured the Big Ten Conference title in 2014, 2017 and 2018 and posted an 83-9 record, including a 54-4 conference record. He posted the two longest winning streaks in school history: 24 and 23 games.

Meyer's teams were 26-3 in rivalry games. Bowling Green was 1-1 against Toledo, Utah posted a 2-0 record against BYU, Florida tallied a 16-2 record against Florida State, Tennessee and Georgia and Ohio State was 7-0 against Michigan. His teams were a combined 114-22 in conference play with seven conference titles, including three Big Ten and two SEC crowns.

Meyer also has a track record of success with future professional talent. He has had 76 players drafted, including 21 first-round selections. In 2016, 12 Buckeyes were drafted, including five first-round picks: DE Joey Bosa, RB Ezekiel Elliott, CB Eli Apple, OL Taylor Decker and LB Darron Lee. Other notable selections during his coaching tenure include OL Maurkice Pouncey, CBs Reggie Nelson, Denzel Ward and Joe Haden, QB Dwayne Haskins, DEs Chase Young and Nick Bosa, WRs Michael Thomas and Percy Harvin, LB Ryan Shazier and S Malik Hooker.

Meyer, 56, was born in Toledo, Ohio and grew up in Ashtabula, Ohio. He and his wife, Shelley, who both graduated from the University of Cincinnati, have three children: Nicki, Gigi and Nate, and two grandchildren, Troy (4) and Gray (2). Nicki (Georgia Tech) and Gigi (Florida Gulf Coast) both played volleyball in college, while Nate has competed in football and baseball at Cincinnati.

TRENT BAALKE
GENERAL MANAGER

Trent Baalke was hired as the Jaguars general manager on Jan. 21, 2021.

"Trent Baalke has had success at virtually every level of football, notably so as a general manager who shrewdly and quickly built an NFL conference championship organization and team," said Jacksonville Jaguars Owner Shad Khan. "That experience inspired us to recruit Trent to Jacksonville a year ago to serve as our director of player personnel and is one of many reasons why we are naming Trent as the new general manager of the Jacksonville Jaguars. Trent thoroughly knows the NFL and the dynamics of today's game, has an exceptional eye for talent and I know will have excellent chemistry with Head Coach Urban Meyer as they begin their mission to bring a consistent winner to our fans in Jacksonville."

He originally joined the Jaguars in February 2020 as the team's director of player personnel before being named the interim general manager on Nov. 29, 2020. Prior to arriving in Jacksonville, Baalke spent 12 seasons with the San Francisco 49ers, rising from the ranks of western region scout (2005-07) to director of player personnel (2008-09) to vice president of player personnel (2010) to general manager (2011-16). He was named Executive of the Year following the 2011 season by the Pro Football Writers of America and Pro Football Weekly after transforming a 6-10 team into a 13-3 team in his first season as general manager with San Francisco.

During Baalke's tenure in the Bay Area, the 49ers appeared in three consecutive NFC Championship games (2011-13) and Super Bowl XLVII, while tallying a 5-3 postseason record. After Baalke began overseeing all player acquisitions in 2010, six acquired players accounted for nine All-Pro selections while eight of those players earned Pro Bowl honors. Overall, the 49ers produced 24 All-Pro selections and 35 Pro Bowl nods from 2010-16.

He spent four years with the Washington Football Team's scouting staff where he served as the college scouting coordinator in his final season. From 2001-03, he served as Washington's national scout. Baalke started his NFL career as a personnel scout with the New York Jets from 1998-2000.

Prior to his NFL career, Baalke worked as a defensive line and strength and conditioning coach at South Dakota State from 1990-95 before working as the athletic director at Shanley High School in Fargo, N.D., in 1996 and 1997. He began his coaching career as a graduate assistant at North Dakota State in 1989 helping the team finish with a 14-0 record and Division II National Championship.

The Rosendale, Wis. native earned a bachelor's degree in health and physical education at Bemidji State (Minn.) where he played outside linebacker and was an All-Northern Sun Conference and All-Midwest Region honoree. He and his wife, Beth, have two daughters, Katy and Cassie.

ASSISTANT COACHES

Charlie Strong
Title: Assistant Head Coach/Inside Linebackers Coach
NFL Experience: 1 | **Jaguars Experience:** 1
Last Position: Defensive Analyst (Alabama)

• In his first season as an NFL coach after a 38-year career in college football that included head coaching stints at Louisville (2010-13), Texas (2014-16) and South Florida (2017-19).

"He's a high character guy, great family, someone that I trust explicitly, but also a guy I just feel very strong about being in front of the team, being in a locker room and being at my side. He was the first hire and arguably one of the most, if not the most, important hire." - Head Coach Urban Meyer

Darrell Bevell
Title: Offensive Coordinator
NFL Experience: 21 | **Jaguars Experience:** 1
Last Position: Interim Head Coach (Lions)

• In his first season in Jacksonville after most recently serving as interim head coach/offensive coordinator in Detroit.

"I called 10 people about Darrell, and Brett Favre, who I've known for quite some time, when he made a comment, 'that's as good a coach as he's ever been around' and 'by the way I had my best year with him at Minnesota' and he said, 'Hire the guy.'" - Head Coach Urban Meyer

Joe Cullen
Title: Defensive Coordinator
NFL Experience: 15 | **Jaguars Experience:** 1
Last Position: Defensive Line Coach (Ravens)

• Has 32 years of coaching experience, including 14 years in the NFL with five different teams: Baltimore, Tampa Bay, Cleveland, Jacksonville (defensive line coach - 2010-12) and Detroit... Ravens allowed second-fewest rushing yards per game (97.1) and created the thrid-most takeaways (126) in the NFL during his time in Baltimore

"I've known Joe Cullen a long time. I've always studied his defensive line play. He's considered if not the best, one of the best defensive line coaches in the game." - Head Coach Urban Meyer

POSITION COACHES

Nick Sorensen
Special Teams Coordinator

Brian Schottenheimer
Passing Game Coordinator

Tyler Bowen
Tight Ends Coach

Sanjay Lal
Wide Receivers Coach

Bernie Parmalee
Running Backs Coach

George Warhop
Offensive Line Coach

Chris Ash
Defensive Backs Coach - Safeties

Joe Danna
Defensive Backs Coach - Nickels

Tosh Lupoi
Defensive Line Coach

Tim Walton
Secondary Coach - Corners

Zachary Orr
Outside Linebackers Coach

Carlos Polk
Special Teams Assistant

TOUCHDOWN TREVOR

QB Trevor Lawrence has completed 161-of-270 attempts for 1,703 yards and eight TDs this season. Lawrence's eight TDs and 1,703 passing yards are second-most among NFL rookie quarterbacks.

PASSING TOUCHDOWNS, ROOKIE QUARTERBACKS, 2021

RK.	PLAYER (TEAM)	PASSING TDs	PASS YARDS
1.	QB Mac Jones (N.E.)	9	1,997
2.	QB **Trevor Lawrence** (JAX)	8	1,703
3.	QB Davis Mills (HOU)	7	1,357
4.	QB Zach Wilson (NYJ)	4	1,168
5.	QB Trey Lance (S.F.)	3	354

NOTE THE QUOTE: ON QB TREVOR LAWRENCE

"I see so much growth from him. I see so much in leadership, I see so much in his decision-making, his accuracy, his trust. I see his knowledge of defense with Coach [Brian] Schottenheimer doing a really good job with his progress. He's very comfortable and I'm going to add this, he's an absolute warrior. I mean he is a competitive maniac."

- HC Urban Meyer

LONDON CALLING

QB Trevor Lawrence threw for 319 yards and one TD in Week 6 against Miami, becoming the first rookie quarterback to win in London in NFL history.

Jacksonville's game against Miami peaked with 10.306 million viewers, making it the most-watched London game on any network in five years.

ROOKIE QUARTERBACKS IN LONDON, NFL HISTORY

PLAYER (TEAM, YEAR)	PASSING YARDS	TD	RESULT
QB **Trevor Lawrence** (Jax, 2021)	319	1	W, 23-20
QB Zach Wilson (NYJ, 2021)	192	1	L, 27-20
QB Gardner Minshew II (JAX, 2019)	309	0	L, 26-3
QB Deshone Kizer (CLE, 2017)	179	0	L, 33-16
QB Blake Bortles (JAX, 2014)	290	0	L, 31-17

RUMBLING ROBINSON

RB James Robinson has a 5.50 rushing average this season, which is tied for the third-highest among all NFL running backs (min. 60 attempts). Robinson's 5.50 rushing average is the highest in franchise history through the first eight weeks of a season.

RUSHING AVERAGE, RUNNING BACKS, (MIN. 60 ATTEMPTS) NFL, 2021

RK.	PLAYER (TEAM)	RUSH YARDS	RUSH AVERAGE
1.	RB Tony Pollard (DAL)	392	5.80
2.	RB Chase Edmonds (ARI)	427	5.70
3.	RB **James Robinson** (JAX)	482	5.50
	RB Nick Chubb (CLE)	584	5.50
5.	RB Jonathan Taylor (IND)	649	5.40

JR25

RB James Robinson switched his jersey number from No. 30 to No. 25 prior to this season, opting to return to the number he donned in pop warner, middle and high school.

While wearing No. 25, Robinson rushed for 9,045 yards at Rockford Lutheran High School, the most in Illinois High School Association history and totaled 4,444 yards and 44 TDs in four seasons at Illinois State.

"I feel faster, but more importantly, I feel like me again," Robinson said. "It was my first number ever when I first started playing football. I never had another number other than 25 until I got 30. I broke the Illinois High School rushing record in that number. There's just a lot of memories with it."

After Robinson switched his jersey number, he vowed to reward fans for their loyalty. On Friday, Oct. 8, he signed more than 100 No. 30 jerseys to send back to fans.

"We just thought we should do something for the fans," Robinson said. "I knew there were a lot of people that already bought the jerseys. Signing the jerseys for the fans was the right thing to do."

BIG GAME JAMES

Since 2020, RB James Robinson's 2,029 scrimmage yards are the sixth-most in the NFL among running backs.

SCRIMMAGE YARDS, RUNNING BACKS, 2020-21

RK.	PLAYER (TEAM)	RUSH YARDS	REC YARDS	SCRIMMAGE
1.	RB Derrick Henry (TEN)	2,964	268	3,232
2.	RB Dalvin Cook (MIN)	2,001	434	2,435
3.	RB Alvin Kamara (N.O.)	1,412	1012	2,424
4.	RB Jonathan Taylor (IND)	1,818	564	2,382
5.	RB Aaron Jones (G.B.)	1,567	592	2,159
6.	RB **James Robinson** (JAX)	1,552	477	2,029

MAGNIFICENT MARVIN

WR Marvin Jones Jr. caught five passes for 35 yards in Week 8 at Seattle. It marked his 104th consecutive game with a reception, the sixth-longest active streak in the NFL.

MOST CONSECUTIVE GAMES WITH A RECEPTION, ACTIVE STREAKS, NFL

RK.	PLAYER (TEAMS)	YEAR (S)	GAMES
1.	WR Antonio Brown (PIT/N.E./T.B.)	2010-21	142
2.	WR DeAndre Hopkins (HOU/ARI)	2013-21	134
3.	WR Julio Jones (ATL/TEN)	2011-21	132
4.	TE Travis Kelce (K.C.)	2014-21	118
5.	WR Jarvis Landry (CLE)	2014-21	115
6.	WR **Marvin Jones Jr.** (CIN/DET/JAX)	2013-21	104

During Jones' 104-game streak, he has recorded 438 receptions for 6,157 yards and 52 TDs. Jones has caught passes from seven different quarterbacks, including 33 from QB Trevor Lawrence.

MARVIN JONES JR., OCT. 6, 2013-OCT. 31, 2021, RECEPTIONS BY QUARTERBACK

QUARTERBACK	TEAM (YEAR)	COMPLETIONS TO JONES
Trevor Lawrence	Jacksonville (2021)	33
Chase Daniel	Detroit (2020)	13
Jeff Driskel	Detroit (2020)	14
David Blough	Detroit (2019)	6
Matthew Stafford	Detroit (2016-20)	263
A.J. McCarron	Cincinnati (2015)	18
Andy Dalton	Cincinnati (2013-15)	91

Since 2013, Jones has caught 53 TDs, the sixth-most in the NFL during that span.

RECEIVING TDS, 2013-21, NFL

RK.	PLAYER (TEAMS)	RECEIVING TDS
1.	WR Antonio Brown (PIT/N.E./T.B.)	76
2.	WR Mike Evans (T.B.)	69
3.	WR DeAndre Hopkins (HOU/ARI)	67
4.	WR Davante Adams (G.B.)	65
5.	TE Jimmy Graham (N.O/SEA/G.B.)	57
6.	WR **Marvin Jones Jr.** (CIN/DET/JAX)	53
7.	TE Rob Gronkowski (N.E./T.B.)	52
	TE Travis Kelce (K.C.)	52

HASTA LA VISKA

WR Laviska Shenault Jr. caught two passes for 13 yards at Seattle in Week 8 and recorded one rush for 8 yards. Shenault, who has caught 86 passes for 919 yards and rushed 22 times for 119 yards in his career, is one of four players in the NFL with 900-plus receiving yards and 100-plus rushing yards since 2020.

PLAYERS WITH AT LEAST 900 RECEIVING YARDS AND 100-PLUS RUSHING YARDS, NFL, 2020-21

PLAYER (TEAM(S))	RECEIVING YARDS	RUSHING YARDS
WR Tyreek Hill (K.C.)	2,011	186
WR CeeDee Lamb (DAL)	1,544	100
WR Robert Woods (LAR)	1,394	195
WR **Laviska Shenault Jr.** (JAX)	919	119

SPECIAL TEAMS PLAYER OF THE MONTH

WR Jamal Agnew became the second player in franchise history to win AFC Special Teams Player of the Month after earning the honor for his performance in September. Agnew posted two special teams return TDs: a 102-yard kickoff return against Denver in Week 2 and a 109-yard score on a failed field goal in Week 3 against Arizona. His heroics against the Cardinals marked the longest play in franchise history, surpassing his 102-yard return the week prior. Agnew leads the NFL in special teams return TDs and punt return average since entering the NFL in 2017.

SPECIAL TEAMS RETURN TDs, 2017-21

RK.	PLAYER (TEAM)	PR TD	KR TD	TOTAL
1.	WR **Jamal Agnew** (JAX)	4	2	7*
2.	WR Jakeem Grant (MIA, CHI)	2	2	4
3.	WR Cordarrelle Patterson (OAK/N.E./CHI/ATL)	0	3	3

* One missed field goal returned for a TD

LONGEST SCORING PLAYS, FRANCHISE HISTORY

RK.	PLAYER	GAME	YARDS
1.	WR **Jamal Agnew**	9/26/21 vs. ARI	109 (TD)
2.	WR **Jamal Agnew**	9/19/21 vs. DEN	102 (TD)
3.	WR Marqise Lee	12/18/16 at HOU	100 (TD)
	RB Maurice Jones-Drew	11/4/07 at N.O.	100 (TD)

HIGHEST PUNT RETURN AVG., (MIN. 60 PUNT RETURNS) NFL, 2017-PRESENT

RK.	PLAYER (TEAMS)	AVG.	YDS.	PR
1.	WR **Jamal Agnew** (DET/JAX)	11.1	887	80
2.	RB Tarik Cohen (CHI)	10.8	585	54

NOTE THE QUOTE: ON WR JAMAL AGNEW

"Jamal Agnew is an absolute beast. This dude has been making play after play after play. He is the returner, he is out here taking back field goals to the crib, now he is catching as a wide receiver and he could play running back too if he wanted to. Shoutout to Jamal Agnew who is doing his thing, he is the ultimate x-factor right now."

- Nate Burleson, NFL Network

HOUSE CALL JAMAL

WR Jamal Agnew returned a missed field goal 109 yards for a TD on the final play of the second quarter in Week 3 against Arizona, tied for the longest TD in NFL history. He became one of three players to post a 109-yard TD in NFL history.

LONGEST TDs, NFL HISTORY

PLAYER (TEAM)	YARDS	YEAR
WR **Jamal Agnew** (JAX)	109	2021
WR Cordarrelle Patterson (MIN)	109	2013
CB Antonio Cromartie (S.D.)	109	2007

WRIGHT MAN FOR THE JOB

K Matthew Wright connected on a 53-yard game-winning field goal against Miami in Week 6, tied for the second-longest game-winning field goal in franchise history.

LONGEST GAME-WINNING FIELD GOAL (4TH QTR), FRANCHISE HISTORY

RK.	PLAYER	GAME	DISTANCE (YDS)
1.	K Josh Scobee	10/3/10 vs. IND	59
2.	K **Matthew Wright**	10/17/21 vs. MIA	53
	K Jason Myers	11/15/15 at BAL	53
	K Josh Scobee	10/24/04 at IND	53
5.	K Josh Scobee	9/21/08 at IND	51

A WEEK TO REMEMBER

In Week 6 against the Dolphins, K Matthew Wright connected on both of his extra point attempts and all three of his field goal attempts from 40, 54 and 53 yards in his sixth career game.

With 3:40 remaining in the fourth quarter and the Jaguars trailing by 3, Wright drilled a career-long, 54-yard field goal to knot the game at 20. Wright followed with a game-winning, 53-yard field goal as time expired to become the first kicker in NFL history to make multiple field goals of 50-plus yards in the last 4 minutes of the fourth quarter in a single game. With his performance, Wright became the first Jaguar to win AFC Special Teams Player of the Week since 2019. Wright is one of three players to win the award in the last five seasons.

AFC SPECIAL TEAMS PLAYER OF THE WEEK, JAGUARS, 2017-21

PLAYER	GAME
K **Matthew Wright**	10/17/21 vs. MIA
K Josh Lambo	10/20/19 at CIN
K Josh Lambo	9/29/19 at DEN
WR Jaydon Mickens	12/10/17 vs. SEA
WR Jaydon Mickens	11/5/17 vs. CIN

COOKE'S CORNER

P Logan Cooke punted four times for 195 yards in Week 8 at Seattle for a 38.8 net punting average. Through seven games this season, Cooke owns a 43.4 net punting average, good for the fifth-highest mark in the NFL.

NET PUNTING AVERAGE (MIN. 20 PUNTS), NFL, 2021

RK.	PLAYER (TEAM)	PUNTS	NET AVG.
1.	P Jack Fox (DET)	28	45.1
2.	P A.J. Cole (L.V.)	29	44.3
	P Blake Gillikin (N.O.)	30	44.3
4.	P Andy Lee (DAL)	27	43.9
5.	P **Logan Cooke** (JAX)	30	43.4

Cooke's career 43.0 net punting average is the highest mark in franchise history among players with at least 50 punts.

NET PUNTING AVERAGE, FRANCHISE HISTORY

RK.	PLAYER (TEAM)	PUNTS	NET AVG.
1.	P **Logan Cooke** (2018-21)	247	43.0
2.	P Bryan Anger (2012-15)	360	40.1
3.	P Brad Nortman (2016-17)	164	39.2
4.	P Nick Harris (2011)	72	37.9
5.	P Adam Podlesh (2007-10)	229	37.8

JOSHIN' AROUND

DE/OLB Josh Allen posted 2.0 sacks and four tackles for loss in Week 8 at Seattle. Allen has recorded 17.5 sacks in 31 career games, the second-most among all players in franchise history through their first 31 games.

Allen recorded the third multi-sack game of his career at Seattle.

SACKS, FIRST 31 GAMES, FRANCHISE HISTORY

RK.	PLAYER	SACKS
1.	DE Yannick Ngakoue (2016-17)	20.0
2.	DE/OLB **Josh Allen** (2019-21)	17.5
3.	DE Tony Brackens (1996-97)	15.0
4.	LB Dante Fowler (2016-17)	11.5
5.	DE Ryan Davis (2012-15)	10.0

Allen's 17.5 sacks since his rookie year rank in the top five among the 2019 NFL draft class.

SACKS, 2019 DRAFT CLASS

RK.	PLAYER (TEAM)	GAMES	SACKS
1.	DE Maxx Crosby (L.V.)	38	22.0
2.	DE Brian Burns (CAR)	39	21.0
3.	DE Montez Sweat (WAS)	40	20.0
4.	DE/OLB **Josh Allen** (JAX)	31	17.5
5.	DE Nick Bosa (S.F.)	25	16.0

JOSH ALLEN: NUMBERS TO KNOW

4 — DE/OLB Josh Allen recorded four tackles for loss in Week 8 at Seattle. His four tackles for loss were tied for the most by a defensive lineman in a game in the NFL this season.

20 — Since Week 5, Allen leads all defensive linemen with 20 total tackles. His 14 solo tackles are are also tied for first. Allen finished Week 8 with six total tackles.

91.4 — Allen has totaled a 91.4 overall Pro Football Focus grade since Week 5, which is third among all eligible defenders. During that span, Allen has posted 3.0 sacks, 17 total pressures and a 25.3 pass rushing win percentage.

NOTE THE QUOTE: ON DE/OLB JOSH ALLEN

"I love where he's at. First of all, his leadership is great. He's a guy that I lean on for leadership in the locker room and I mean, you think about the way he played in that second half [against Seattle]. He's been playing great, he is exactly what you want."

-Head Coach Urban Meyer

TEAM RANKINGS

AMERICAN FOOTBALL CONFERENCE	OFFENSE			DEFENSE		
	TOTAL	RUSH	PASS	TOTAL	RUSH	PASS
Baltimore Ravens	4	3	7	T 7	*1	12
Buffalo Bills	7	6	5	*1	2	*1
Cincinnati Bengals	5	10	3	12	5 T	13
Cleveland Browns	2	*1	12	3	3	5
Denver Broncos	10	7	7	T 6	9	6
Houston Texans	15	13	14	15	16	11
Indianapolis Colts	8	4	10	10	10	10
Jacksonville Jaguars	**12**	**8**	**15**	**8**	**5 T**	**9**
Kansas City Chiefs	*1	5	*1	14	14	15
Las Vegas Raiders	9	15	2	4	12	3
Los Angeles Chargers	11	11	6	5	15	2
Miami Dolphins	13	12	11	16	13	16
New England Patriots	6	9	4	11	11	7
New York Jets	16	16	16	9	7 T	8
Pittsburgh Steelers	14	14	13	2	4	4
Tennessee Titans	3	2	9	13	7 T	14

NATIONAL FOOTBALL CONFERENCE	OFFENSE			DEFENSE		
	TOTAL	RUSH	PASS	TOTAL	RUSH	PASS
Arizona Cardinals	4	4	4	5	11	3
Atlanta Falcons	14	16	11	4	8	4
Carolina Panthers	10	6	13	2	7	2
Chicago Bears	16	*1	16	11	14	9
Dallas Cowboys	3	2	3	6	2	10
Detroit Lions	12	14	9	14	16	11
Green Bay Packers	9	10	8	8	10	6
Los Angeles Rams	2	11	2	12	5	14
Minnesota Vikings	8	8	6	7	6	5
New Orleans Saints	15	7	15	3	*1	8
New York Giants	7	15	5	13	12	12
Philadelphia Eagles	6	3	10	10	13	7
San Francisco 49ers	11	9	12	*1	9	*1
Seattle Seahawks	13	12	14	16	15	15
Tampa Bay Buccaneers	*1	13	*1	9	3	13
Washington Football Team	5	5	7	15	4	16

NATIONAL FOOTBALL LEAGUE	OFFENSE			DEFENSE		
	TOTAL	RUSH	PASS	TOTAL	RUSH	PASS
Arizona Cardinals	5	7	6	10	24	6
Atlanta Falcons	27	28 T	23	8	18	7
Baltimore Ravens	8	6	13	T 15	2	25
Buffalo Bills	11	12	10	*1	3	*1
Carolina Panthers	21	11	25	3	16	4
Chicago Bears	32	3	32	22	28	15
Cincinnati Bengals	9	22	7	23	8 T	27
Cleveland Browns	6	*1	21	6	6	11
Dallas Cowboys	4	4	5	11	4	18 T
Denver Broncos	18	18	13	T 13	12	13
Detroit Lions	23	24	19	27	30	21
Green Bay Packers	19	16	17	14	22	10
Houston Texans	29	28 T	28	30	32	23
Indianapolis Colts	12	8	18	20	17	20
Jacksonville Jaguars	**25**	**20**	**29**	**17**	**8 T**	**18 T**
Kansas City Chiefs	2	10	3	29	25	29
Las Vegas Raiders	17	31	4	7	21	5
Los Angeles Chargers	20	25	11	9	31	3
Los Angeles Rams	3	17	2	24	14	26
Miami Dolphins	26	27	20	32	23	32
Minnesota Vikings	16	14	12	12	15	9
New England Patriots	10	21	9	21	20	16
New Orleans Saints	31	13	31	4	*1	14
New York Giants	15	26	8	26	26	22
New York Jets	30	32	30	18	10 T	17
Philadelphia Eagles	14	5	22	19	27	12
Pittsburgh Steelers	28	30	26	5	7	8
San Francisco 49ers	22	15	24	2	19	2
Seattle Seahawks	24	19	27	31	29	30
Tampa Bay Buccaneers	*1	23	*1	16	5	24
Tennessee Titans	7	2	16	25	10 T	28
Washington Football Team	13	9	15	28	13	31

* = NFL leader | T = Tied for position

JAGUARS 2021 STATS

JACKSONVILLE JAGUARS / REGULAR SEASON WEEK 8 / THROUGH SUNDAY, OCTOBER 31, 2021

WON 1, LOST 6				URBAN MEYER (7 GAMES)
09/12	L	21-37	at Houston	68,105
09/19	L	13-23	Denver	58,461
09/26	L	19-31	Arizona	58,012
09/30	L	21-24	at Cincinnati	63,198
10/10	L	19-37	Tennessee	58,282
10/17	W	23-20	Miami	60,784
10/31	L	7-31	at Seattle	67,243

2021 TEAM STATISTICS

	JAX	OPP.
FIRST DOWNS	**138**	**151**
Rushing	44	48
Passing	82	91
Penalty	12	12
Third Down-Made/Att	26/81	37/88
Third Down Efficiency	32.1%	42.0%
Fourth Down-Made/Att	8/15	7/8
Fourth Down Efficiency	53.3%	87.5%
TOTAL NET YARDS	**2,445**	**2,702**
Avg. Per Game	349.3	386.0
Total Plays	441	442
Avg. Per Play	5.5	6.1
NET YARDS RUSHING	**813**	**755**
Avg. Per Game	116.1	107.9
Total Rushes	160	204
Avg. Per Rush	5.1	3.7
NET YARDS PASSING	**1,632**	**1,947**
Avg. Per Game	233.1	278.1
Sacked/Yards Lost	11/71	11/82
Gross Yards	1,703	2,029
Attempts/Completions	270/161	227/168
Pct. of Completion	59.6%	74.0%
Had Intercepted	9	2
PUNTS/AVERAGE	**30/47.4**	**31/45.0**
Net Punting Average	43.4	41.5
PUNT RETURN/AVG.	**6/5.0**	**10/10.2**
KICKOFF RETURN/AVG.	**16/24.1**	**8/24.1**
INTERCEPTION RETURN/AVG.	**2/17.0**	**9/10.2**
PENALTIES/YARDS	**47/382**	**47/386**
FUMBLES/BALL LOST	**8/4**	**3/0**
TOUCHDOWNS	**17**	**24**
Rushing	7	10
Passing	8	11
Returns	2	3
EXTRA POINTS/ATTEMPTS	**12/15**	**23/24**
TWO POINT CONVERSION/ATT.	**0/2**	**0/0**
FIELD GOALS/ATTEMPTS	**3/7**	**12/15**
AVG. TIME OF POSSESSION	**27:02**	**32:58**

* SCORE BY PERIODS	Q1	Q2	Q3	Q4	OT	PTS
TEAM	23	41	20	39	0	123
OPPONENTS	45	53	62	43	0	203

SCORING	TD	RU	PA	RT	K-PAT	FG	2PT	S	PTS
J. Robinson	5	5	0	0	0/0	0/0	0	0	30
J. Agnew	3	0	1	2	0/0	0/0	0	0	18
M. Jones Jr.	3	0	3	0	0/0	0/0	0	0	18
M. Wright	0	0	0	0	7/8	3/4	0	0	16
D. Chark Jr.	2	0	2	0	0/0	0/0	0	0	12
T. Lawrence	2	2	0	0	0/0	0/0	0	0	12
J. Hollister	1	0	1	0	0/0	0/0	0	0	6
C. Manhertz	1	0	1	0	0/0	0/0	0	0	6
J. Lambo	0	0	0	0	5/7	0/3	0	0	5
TEAM	**17**	**7**	**8**	**2**	**12/15**	**3/7**	**0**	**0**	**123**
OPPONENTS	**24**	**10**	**11**	**3**	**23/24**	**12/15**	**0**	**0**	**203**

2-Pt Conv: TM 0-2, **OPP** 0-0

J. Lambo: (55WL) (52WR, 48WL) (-) (-) (-) (-) (-) M. Wright: (-) (-) (-) (-) (53CR) (40G, 54G, 53G) (-)
OPP: (40G, 26G, 25G) (32G, 46G, 40G) (68, 34G) (43WL, 35G) (34G) (33G, 24G, 58WL) (31G)

SACKS: J. Allen 4.5, D. Smoot 2.5, A. Gotsis 2.0, K. Chaisson 1.0, A. Wingard 1.0, **TM** 11.0, **OPP** 10.0 **FUM/LOST:** T. Lawrence 3/3, J. Robinson 2/0, D. Arnold 1/1, J. Agnew 1/0, L. Farrell 1/0, **TM** 8/4, **OPP** 3/0

* PASSING	ATT	CMP	YDS	CMP%	YDS/ATT	TD	TD%	INT	INT%	LONG	SACK	LOST	RATING
T. Lawrence	270	161	1,703	59.6	6.3	8	3.0	9	3.3	58	11.0	71	74.0
TEAM	**270**	**161**	**1,703**	**59.6**	**6.3**	**8**	**3.0**	**9**	**3.3**	**58**	**11**	**71**	**74.0**
OPPONENTS	**227**	**168**	**2,029**	**74.0**	**8.9**	**11**	**4.8**	**2**	**0.9**	**55**	**11**	**82**	**113.5**

* RUSHING	NO.	YDS	AVG	LONG	TD
J. Robinson	88	482	5.5	58	5
C. Hyde	33	140	4.2	18	0
T. Lawrence	29	132	4.6	12	2
L. Shenault Jr.	4	28	7.0	11	0
J. Agnew	2	19	9.5	11	0
D. Ogunbowale	4	12	3.0	5	0
TEAM	**160**	**813**	**5.1**	**58**	**7**
OPPONENTS	**204**	**755**	**3.7**	**29**	**10**

* RECEIVING	TAR	NO.	YDS	AVG	LONG	TD
M. Jones Jr.	54	33	378	11.5	33	3
L. Shenault Jr.	45	28	319	11.4	58	0
J. Agnew	26	18	184	10.2	29	1
D. Arnold	25	18	188	10.4	19	0
J. Robinson	24	18	133	7.4	17	0
D. Chark Jr.	22	7	154	22.0	41t	2
T. Austin	12	7	67	9.6	22	0
C. Hyde	12	8	54	6.8	9	0
J. O'Shaughnessy	9	7	72	10.3	24	0
J. Hollister	9	4	21	5.3	9	1
L. Farrell	8	6	49	8.2	21	0
T. Johnson	5	2	16	8.0	10	0
C. Manhertz	4	3	40	13.3	22t	1
D. Ogunbowale	2	2	28	14.0	19	0
L. Treadwell	2	0	0	0.0	0	0
P. Dorsett II	1	0	0	0.0	0	0
D. Smith	1	0	0	0.0	0	0
TEAM	**261**	**161**	**1,703**	**10.6**	**58**	**8**
OPPONENTS	**222**	**168**	**2,029**	**12.1**	**55**	**11**

* INTERCEPTIONS	NO.	YDS	AVG	LONG	TD
A. Wingard	1	23	23.0	23	0
N. Lawson	1	11	11.0	11	0
TEAM	**2**	**34**	**17.0**	**23**	**0**
OPPONENTS	**9**	**92**	**10.2**	**29t**	**1**

* FUMBLES	FUM	LST	FF	REC	TD
T. Lawrence	3	3	0	0	0
D. Arnold	1	1	0	0	0
J. Robinson	2	0	0	0	0
L. Farrell	1	0	0	0	0
J. Agnew	1	0	0	0	0
L. Shenault Jr.	0	0	0	1	0
TEAM	**8**	**4**	**0**	**1**	**0**
OPPONENTS	**3**	**0**	**0**	**1**	**0**

* PUNTING	NO.	YDS	AVG	NET	TB	IN	LG	B
L. Cooke	30	1,423	47.4	43.4	1	9	64	0
TEAM	**30**	**1,423**	**47.4**	**43.4**	**1**	**9**	**64**	**0**
OPPONENTS	**31**	**1,395**	**45.0**	**41.5**	**4**	**13**	**59**	**0**

* PUNT RETURNS	RET	FC	YDS	AVG	LONG	TD
J. Agnew	6	17	30	5.0	13	0
TEAM	**6**	**17**	**30**	**5.0**	**13**	**0**
OPPONENTS	**10**	**11**	**102**	**10.2**	**27**	**0**

* KICKOFF RETURNS	NO.	YDS	AVG	LONG	TD
J. Agnew	15	373	24.9	102t	1
D. Arnold	1	13	13.0	13	0
TEAM	**16**	**386**	**24.1**	**102t**	**1**
OPPONENTS	**8**	**193**	**24.1**	**44t**	**1**

* FIELD GOALS	1-19	20-29	30-39	40-49	50+
J. Lambo	0/0	0/0	0/0	0/1	0/2
M. Wright	0/0	0/0	0/0	1/1	2/3
TEAM	**0/0**	**0/0**	**0/0**	**1/2**	**2/5**
OPPONENTS	**0/0**	**3/3**	**6/6**	**3/4**	**0/2**

BILLS 2021 STATS

BUFFALO BILLS / REGULAR SEASON WEEK 8 / THROUGH SUNDAY, OCTOBER 31, 2021

WON 5, LOST 2				SEAN MCDERMOTT (7 GAMES)
09/12	L	16-23	Pittsburgh	69,787
09/19	W	35-0	at Miami	65,040
09/26	W	43-21	Washington	68,434
10/03	W	40-0	Houston	68,087
10/10	W	38-20	at Kansas City	73,389
10/18	L	31-34	at Tennessee	69,419
10/31	W	26-11	Miami	69,355

2021 TEAM STATISTICS

	BUF	OPP.
FIRST DOWNS	**170**	**109**
Rushing	53	29
Passing	102	65
Penalty	15	15
Third Down-Made/Att	47/95	28/86
Third Down Efficiency	49.5%	32.6%
Fourth Down-Made/Att	3/9	4/11
Fourth Down Efficiency	33.3%	36.4%
TOTAL NET YARDS	**2,820**	**1,883**
Avg. Per Game	402.9	269.0
Total Plays	485	411
Avg. Per Play	5.8	4.6
NET YARDS RUSHING	**886**	**606**
Avg. Per Game	126.6	86.6
Total Rushes	202	152
Avg. Per Rush	4.4	4.0
NET YARDS PASSING	**1,934**	**1,277**
Avg. Per Game	276.3	182.4
Sacked/Yards Lost	8/47	16/85
Gross Yards	1,981	1,362
Attempts/Completions	275/180	243/140
Pct. of Completion	65.5%	57.6%
Had Intercepted	3	11
PUNTS/AVERAGE	**20/43.9**	**29/47.2**
Net Punting Average	37.8	40.9
PUNT RETURN/AVG.	**15/8.1**	**8/3.0**
KICKOFF RETURN/AVG.	**11/25.5**	**19/20.0**
INTERCEPTION RETURN/AVG.	**11/15.2**	**3/16.3**
PENALTIES/YARDS	**49/437**	**52/457**
FUMBLES/BALL LOST	**11/2**	**12/7**
TOUCHDOWNS	**26**	**12**
Rushing	8	6
Passing	17	5
Returns	1	1
EXTRA POINTS/ATTEMPTS	**23/23**	**11/11**
TWO POINT CONVERSION/ATT.	**1/3**	**1/1**
FIELD GOALS/ATTEMPTS	**16/17**	**8/9**
AVG. TIME OF POSSESSION	**32:24**	**27:36**

* SCORE BY PERIODS	Q1	Q2	Q3	Q4	OT	PTS
TEAM	44	70	44	71	0	229
OPPONENTS	3	44	13	49	0	109

SCORING	TD	RU	PA	RT	K-PAT	FG	2PT	S	PTS
T. Bass	0	0	0	0	23/23	16/17	0	0	71
D. Knox	5	0	5	0	0/0	0/0	0	0	30
Z. Moss	4	3	1	0	0/0	0/0	0	0	24
E. Sanders	4	0	4	0	0/0	0/0	0	0	24
J. Allen	3	3	0	0	0/0	0/0	1	0	20
S. Diggs	3	0	3	0	0/0	0/0	0	0	18
G. Davis	2	0	2	0	0/0	0/0	0	0	12
C. Beasley	1	0	1	0	0/0	0/0	0	0	6
M. Hyde	1	0	0	1	0/0	0/0	0	0	6
D. Singletary	1	1	0	0	0/0	0/0	0	0	6
T. Sweeney	1	0	1	0	0/0	0/0	0	0	6
M. Trubisky	1	1	0	0	0/0	0/0	0	0	6
TEAM	**26**	**8**	**17**	**1**	**23/23**	**16/17**	**1**	**0**	**229**
OPPONENTS	**12**	**6**	**5**	**1**	**11/11**	**8/9**	**1**	**0**	**109**

2-Pt Conv: J. Allen 1, J. Allen 0, **TM** 1-3, **OPP** 1-1

T. Bass: (37G, 25G, 42G) (53WR) (21G, 48G, 29G) (33G, 26G, 21G, 28G) (30G) (24G, 28G, 52G) (57G, 39G)
OPP: (24G, 20G, 45G) (38G, 54G) (43G, 38G) (36WL, 51G)

* RUSHING	NO.	YDS	AVG	LONG	TD
D. Singletary	67	339	5.1	46t	1
J. Allen	52	269	5.2	34	3
Z. Moss	62	227	3.7	17	3
M. Trubisky	10	27	2.7	22	1
I. McKenzie	3	10	3.3	8	0
E. Sanders	1	7	7.0	7	0
M. Breida	4	4	1.0	7	0
R. Gilliam	3	3	1.0	2	0
TEAM	**202**	**886**	**4.4**	**46t**	**8**
OPPONENTS	**152**	**606**	**4.0**	**76t**	**6**

* RECEIVING	TAR	NO.	YDS	AVG	LONG	TD
S. Diggs	65	42	503	12.0	61	3
C. Beasley	56	43	413	9.6	29t	1
E. Sanders	43	24	413	17.2	41	4
D. Knox	27	21	286	13.6	53t	5
Z. Moss	21	16	148	9.3	24	1
D. Singletary	19	14	39	2.8	7	0
G. Davis	15	10	133	13.3	37	2
T. Sweeney	8	7	34	4.9	13	1
I. McKenzie	3	2	4	2.0	3	0
R. Gilliam	2	1	8	8.0	8	0
J. Kumerow	2	0	0	0.0	0	0
TEAM	**261**	**180**	**1,981**	**11.0**	**61**	**17**
OPPONENTS	**230**	**140**	**1,362**	**9.7**	**73t**	**5**

* INTERCEPTIONS	NO.	YDS	AVG	LONG	TD
J. Poyer	3	69	23.0	26	0
M. Hyde	3	37	12.3	26t	1
J. Johnson	1	25	25.0	25	0
T. Matakevich	1	15	15.0	15	0
L. Wallace	1	14	14.0	14	0
T. Edmunds	1	4	4.0	4	0
G. Rousseau	1	3	3.0	3	0
TEAM	**11**	**167**	**15.2**	**26t**	**1**
OPPONENTS	**3**	**49**	**16.3**	**32**	**0**

* FUMBLES	FUM	LST	FF	REC	TD
J. Allen	4	1	0	2	0
Z. Moss	2	1	0	0	0
E. Sanders	0	0	0	1	0
S. Diggs	1	0	0	0	0
D. Singletary	4	0	0	0	0
D. Williams	0	0	0	1	0
TEAM	**11**	**2**	**0**	**4**	**0**
OPPONENTS	**12**	**7**	**0**	**1**	**0**

* PUNTING	NO.	YDS	AVG	NET	TB	IN	LG	B
M. Haack	20	878	43.9	37.8	3	6	60	1
TEAM	**20**	**878**	**43.9**	**37.8**	**3**	**6**	**60**	**1**
OPPONENTS	**29**	**1,369**	**47.2**	**40.9**	**3**	**6**	**63**	**0**

* PUNT RETURNS	RET	FC	YDS	AVG	LONG	TD
I. McKenzie	15	4	122	8.1	20	0
TEAM	**15**	**4**	**122**	**8.1**	**20**	**0**
OPPONENTS	**8**	**3**	**24**	**3.0**	**8**	**0**

* KICKOFF RETURNS	NO.	YDS	AVG	LONG	TD
I. McKenzie	11	281	25.5	75	0
TEAM	**11**	**281**	**25.5**	**75**	**0**
OPPONENTS	**19**	**380**	**20.0**	**33**	**0**

* FIELD GOALS	1-19	20-29	30-39	40-49	50+
T. Bass	0/0	8/8	4/4	2/2	2/3
TEAM	**0/0**	**8/8**	**4/4**	**2/2**	**2/3**
OPPONENTS	**0/0**	**2/2**	**2/3**	**2/2**	**2/2**

SACKS: G. Rousseau 3.0, M. Addison 2.0, S. Lotulelei 2.0, J. Hughes 1.5, B. Basham 1.5, M. Hyde 1.0, M. Milano 1.0, J. Poyer 1.0, T. Johnson 1.0, J. Zimmer 1.0, **TM** 15.0, **OPP** 8.0 **FUM/LOST:** J. Allen 4/1, D. Singletary 4/0, Z. Moss 2/1, S. Diggs 1/0, **TM** 11/2, **OPP** 12/7

* PASSING	ATT	CMP	YDS	CMP%	YDS/ATT	TD	TD%	INT	INT%	LONG	SACK	LOST	RATING
J. Allen	272	178	1,972	65.4	7.3	17	6.3	3	1.1	61	8.0	47	103.1
M. Trubisky	2	2	9	100.0	4.5	0	0.0	0	0.0	8	0.0	0	85.4
C. Beasley	1	0	0	0.0	0.0	0	0.0	0	0.0	0	0.0	0	39.6
D. Knox	1	1	0	100.0	0.0	0	0.0	0	0.0	00	0.0	0	79.2
TEAM	**276**	**181**	**1,981**	**65.6**	**7.2**	**17**	**6.2**	**3**	**1.1**	**61**	**8**	**47**	**102.6**
OPPONENTS	**243**	**140**	**1,362**	**57.6**	**5.6**	**5**	**2.1**	**11**	**4.5**	**73t**	**16**	**85**	**61.4**

ALPHABETICAL ROSTER

NO.	NAME	POS	HT	WT	DOB	EXP	COLLEGE	HOMETOWN	HOW ACQ
39	Agnew, Jamal	WR	5-10	190	4/3/1995	5	San Diego	San Diego, Calif.	UFA (DET)-'21
53	Allen, Dakota	LB	6-1	220	11/2/1995	3	Texas Tech	Humble, Texas	PS (LAR)-'19
41	Allen, Josh	DE/OLB	6-5	255	7/13/1997	3	Kentucky	Montclair, N.J.	D1-'19
85	Arnold, Dan	TE	6-6	240	3/15/1995	5	Wisconsin-Platteville	Janesville, Wisc.	T (CAR)-'21
7	Austin, Tavon	WR	5-8	180	3/15/1990	9	West Virginia	Baltimore, Md.	FA-'21
78	Bartch, Ben	OL	6-6	315	7/22/1998	2	St. John's (Minn.)	Dayton, Ore.	D4-'20
3	Beathard, C.J.	QB	6-2	215	11/16/1993	5	Iowa	Franklin, Tenn.	UFA (S.F.)-'21
90	Brown, Malcom	DT	6-2	330	2/2/1994	7	Texas	Brenham, Texas	T (N.O.) -'21
93	Bryan, Taven	DL	6-5	295	3/11/1996	4	Florida	Casper, Wyo.	D1-'18
32	Campbell, Tyson	CB	6-1	195	3/17/2000	R	Georgia	Miramar, Fla.	D2-'21
45	Chaisson, K'Lavon	DE/OLB	6-3	245	7/25/1999	2	LSU	Houston, Texas	D1-'20
38	Cisco, Andre	S	6-0	210	3/23/2000	R	Syracuse	Queens, N.Y.	D3-'21
27	Claybrooks, Chris	CB	5-9	180	7/17/1997	2	Memphis	Nashville, Tenn.	D7-'20
9	Cooke, Logan	P	6-5	230	7/28/1995	4	Mississippi State	Darbun, Miss.	D7b-'18
89	Farrell, Luke	TE	6-5	250	10/14/1997	R	Ohio State	Perry, Ohio	D5-'21
5	Ford, Rudy	S	6-0	210	11/1/1994	5	Auburn	New Hope, Ala.	UFA (PHI)-'21
96	Gotsis, Adam	DL	6-4	290	9/23/1992	6	Georgia Tech	Melbourne, Australia	FA-'21
26	Griffin, Shaquill	CB	6-0	200	7/20/1995	5	Central Florida	St. Petersburg, Fla.	UFA (SEA)-'21
52	Hamilton, DaVon	DT	6-4	335	2/1/1997	2	Ohio State	Pickerington, Ohio	D3-'20
37	Herndon, Tre	CB	5-11	190	3/5/1996	4	Vanderbilt	Chattanooga, Tenn.	FA-'18
86	Hollister, Jacob	TE	6-4	245	11/18/1993	4	Wyoming	Beaverton, Ore.	FA-'21
24	Hyde, Carlos	RB	6-0	230	9/20/1990	8	Ohio State	Cincinnati, Ohio	UFA (SEA)-'21
44	Jack, Myles	LB	6-1	255	9/3/1995	6	UCLA	Scottsdale, Ariz.	D2-'16
2	Jenkins, Rayshawn	S	6-1	200	1/25/1994	5	Miami	St. Petersburg, Fla.	UFA (LAC)-'21
12	Johnson, Tyron	WR	6-1	193	1/8/1996	2	Oklahoma State	New Orleans, La.	W (LAC)-'21
11	Jones Jr., Marvin	WR	6-2	199	3/12/1990	10	California	Long Beach, Calif.	UFA (DET)-'21
16	Lawrence, Trevor	QB	6-6	220	10/6/1999	R	Clemson	Cartersville, Ga.	D1-'21
21	Lawson, Nevin	CB	5-10	190	4/23/1991	8	Utah State	Lauderhill, Fla.	FA- '21
72	Little, Walker	OL	6-7	325	4/1/1999	R	Stanford	Houston, Texas	D2-'21
84	Manhertz, Chris	TE	6-6	260	4/10/1992	6	Canisius	Bronx, N.Y.	UFA (CAR)-'21
46	Matiscik, Ross	LS	6-0	240	9/13/1996	2	Baylor	McKinney, Texas	FA-'20
55	McCray, Lerentee	DE/OLB	6-3	250	8/26/1990	7	Florida	Ocala, Fla.	UFA (BUF)-'17
62	McDermott, KC	OL	6-5	330	4/18/1996	3	Miami (Fla.)	Wellington, Fla.	FA-'18
68	Norwell, Andrew	OL	6-6	340	10/25/1991	8	Ohio State	Cincinnati, Ohio	UFA (CAR)-'18
33	Ogunbowale, Dare	RB	5-10	215	5/4/1994	4	Wisconsin	Milwaukee, Wisc.	FA-'20
22	Ozigbo, Devine	RB	6-2	230	2/10/1996	3	Nebraska	Sachse, Texas	W (N.O.)-'21
50	Quarterman, Shaquille	LB	6-0	240	10/28/1997	2	Miami (Fla.)	Orange Park, Fla.	D4-'20
76	Richardson Jr., Will	OL	6-6	320	1/4/1996	4	North Carolina State	Burlington, N.C.	D4-'18
95	Robertson-Harris, Roy	DL	6-5	290	7/23/1993	6	Texas-El Paso	Oakland, Calif.	UFA (CHI)-'21
74	Robinson, Cam	OL	6-6	335	10/9/1995	5	Alabama	West Monroe, La.	D2-'17
25	Robinson, James	RB	5-9	220	8/9/1998	2	Illinois State	Rockford, Ill.	FA-'20
49	Russell, Chapelle	LB	6-2	236	1/20/1997	2	Temple	Lakewood Township, N.J.	W (T.B.)-'20
69	Shatley, Tyler	OL	6-3	305	5/5/1991	8	Clemson	Icard, N.C.	FA-'14
10	Shenault Jr., Laviska	WR	6-1	220	10/5/1998	2	Colorado	DeSoto, Texas	D2-'20
92	Smith, Jordan	DE/OLB	6-7	250	4/10/1998	R	Alabama-Birmingham	Lithonia, Ga.	D4-'21
91	Smoot, Dawuane	DL	6-3	275	3/2/1995	5	Illinois	Groveport, Ohio	D3-'17
75	Taylor, Jawaan	OL	6-5	330	11/25/1997	3	Florida	Cocoa, Fla.	D2-'19
20	Thomas, Daniel	S	5-10	215	7/1/1998	2	Auburn	Montgomery, Ala.	D5a-'20
6	Ward, Jihad	DL	6-5	290	5/11/1994	6	Illinois	Philadelphia, Pa.	UFA (BAL)-'21
54	Wilson, Damien	LB	6-0	260	5/28/1993	7	Minnesota	Gloster, Miss.	UFA (K.C.)-'21
42	Wingard, Andrew	S	6-0	200	12/5/1996	3	Wyoming	Arvada, Colo.	FA-'19
15	Wright, Matthew	K	6-0	179	3/22/1996	1	Central Florida	Lancaster, Pa.	PS (JAX)-'21
Practice Squad (16)									
35	Burns, Lorenzo	CB	5-10	183	10/10/1997	R	Arizona	Murrieta, Calif.	W (ARI)-'21
58	Costin, Doug	DT	6-2	320	10/5/1997	2	Miami (Ohio)	West Chester, Pa.	FA-'20
88	Cotton Jr., Jeff	WR	6-2	204	4/17/1997	1	Idaho	Tucson, Ariz.	FA-'21
31	Cottrell, Nathan	RB	5-11	195	8/2/1996	2	Georgia Tech	Knoxville, Tenn.	FA-'20
64	Cronk, Coy	OL	6-4	318	1/18/1998	R	Iowa	Lafayette, Ind.	FA-'21
81	Hammond, Josh	WR	6-0	195	7/24/1998	1	Florida	Hallandale, Fla.	FA-20
70	Hocker, Jared	OL	6-6	327	7/11/1998	R	Texas A&M	North Richland Hills, Texas	FA-'21
83	Jones, Tim	WR	6-1	200	5/15/1998	R	Southern Mississippi	Biloxi, Miss.	FA-'21
14	Lauletta, Kyle	QB	6-3	222	3/17/1995	2	Richmond	Exton, Pa.	FA-'21
98	Ledbetter, Jeremiah	DL	6-3	299	6/12/1994	2	Arkansas	Gainesville, GA	FA-'21
29	Rusnak, Brandon	DB	5-11	200	7/11/1995	3	Michigan	Wilmington, Del.	FA-'19
87	Sokol, Matt	TE	6-5	249	11/9/1995	1	Michigan State	Rochester, Mich.	FA-'21
73	Traore, Badara	OL	6-7	327	3/12/1997	2	LSU	Boston, Mass.	W (CHI)-'21
18	Treadwell, Laquon	WR	6-2	215	6/14/1995	5	Mississippi	Chicago, Illinois	FA-'21
77	Wallace-Simms, Tre'Vour	OL	6-5	360	9/25/1997	2	Missouri	St. Louis, Ill.	FA-'20
30	Whyte Jr., Kerrith	RB	5-10	204	10/31/1996	2	Florida Atlantic	Loxahatchee, Fla.	FA-'21
Injured Reserve (7)									
60	Cann, A.J.	OL	6-3	320	3/10/1991	7	South Carolina	Bamberg, S.C.	D3-'15
17	Chark Jr., DJ	WR	6-4	210	9/23/1996	4	LSU	Alexandria, La.	D2-'18
1	Etienne Jr., Travis	RB	5-10	215	1/26/1999	R	Clemson	Jennings, La.	D1-'21
14	Godwin, Terry	WR	5-11	180	10/23/1996	2	Georgia	Hogansville, Ga.	FA-'19
65	Linder, Brandon	OL	6-6	315	1/25/1992	8	Miami (Fla.)	Southwest Ranches, Fla.	D3-'14
80	O'Shaughnessy, James	TE	6-4	245	1/14/1992	6	Illinois State	Naperville, Ill.	W (N.E.)-'17
97	Tufele, Jay	DT	6-3	310	7/25/1999	R	Southern California	Salt Lake City, Utah	D4-'21
Non-Football Injury (NF) (1)									
48	Moses, Dylan	LB	6-3	230	5/25/1998	R	Alabama	Alexandria, La.	FA-'21

NUMERICAL ROSTER

NO.	NAME	POS	HT	WT	DOB	AGE	EXP	COLLEGE	HOMETOWN	HOW ACQ
2	Jenkins, Rayshawn	S	6-1	200	1/25/94	27	5	Miami	St. Petersburg, Fla.	UFA (LAC)-'21
3	Beathard, C.J.	QB	6-2	215	11/16/93	27	5	Iowa	Franklin, Tenn.	UFA (S.F.)-'21
5	Ford, Rudy	S	6-0	210	11/1/94	27	5	Auburn	New Hope, Ala.	UFA (PHI)-'21
6	Ward, Jihad	DL	6-5	290	5/11/94	27	6	Illinois	Philadelphia, Pa.	UFA (BAL)-'21
7	Austin, Tavon	WR	5-8	180	3/15/90	31	9	West Virginia	Baltimore, Md.	FA-'21
9	Cooke, Logan	P	6-5	230	7/28/95	26	4	Mississippi State	Darbun, Miss.	D7b-'18
10	Shenault Jr., Laviska	WR	6-1	220	10/5/98	23	2	Colorado	DeSoto, Texas	D2-'20
11	Jones Jr., Marvin	WR	6-2	199	3/12/90	31	10	California	Long Beach, Calif.	UFA (DET)-'21
12	Johnson, Tyron	WR	6-1	193	1/8/96	25	2	Oklahoma State	New Orleans, La.	W (LAC)-'21
15	Wright, Matthew	K	6-0	179	3/22/96	25	1	Central Florida	Lancaster, Pa.	PS (JAX)-'21
16	Lawrence, Trevor	QB	6-6	220	10/6/99	22	R	Clemson	Cartersville, Ga.	D1-'21
20	Thomas, Daniel	S	5-10	215	7/1/98	23	2	Auburn	Montgomery, Ala.	D5a-'20
21	Lawson, Nevin	CB	5-10	190	4/23/91	30	8	Utah State	Lauderhill, Fla.	FA- '21
22	Ozigbo, Devine	RB	6-2	230	2/10/96	25	3	Nebraska	Sachse, Texas	W (N.O.)-'21
24	Hyde, Carlos	RB	6-0	230	9/20/90	31	8	Ohio State	Cincinnati, Ohio	UFA (SEA)-'21
25	Robinson, James	RB	5-9	220	8/9/98	23	2	Illinois State	Rockford, Ill.	FA-'20
26	Griffin, Shaquill	CB	6-0	200	7/20/95	26	5	Central Florida	St. Petersburg, Fla.	UFA (SEA)-'21
27	Claybrooks, Chris	CB	5-9	180	7/17/97	24	2	Memphis	Nashville, Tenn.	D7-'20
32	Campbell, Tyson	CB	6-1	195	3/17/00	21	R	Georgia	Miramar, Fla.	D2-'21
33	Ogunbowale, Dare	RB	5-10	215	5/4/94	27	4	Wisconsin	Milwaukee, Wisc.	FA-'20
37	Herndon, Tre	CB	5-11	190	3/5/96	25	4	Vanderbilt	Chattanooga, Tenn.	FA-'18
38	Cisco, Andre	S	6-0	210	3/23/00	21	R	Syracuse	Queens, N.Y.	D3-'21
39	Agnew, Jamal	WR	5-10	190	4/3/95	26	5	San Diego	San Diego, Calif.	UFA (DET)-'21
41	Allen, Josh	DE/OLB	6-5	255	7/13/97	24	3	Kentucky	Montclair, N.J.	D1-'19
42	Wingard, Andrew	S	6-0	200	12/5/96	24	3	Wyoming	Arvada, Colo.	FA-'19
44	Jack, Myles	LB	6-1	255	9/3/95	26	6	UCLA	Scottsdale, Ariz.	D2-'16
45	Chaisson, K'Lavon	DE/OLB	6-3	245	7/25/99	22	2	LSU	Houston, Texas	D1-'20
46	Matiscik, Ross	LS	6-0	240	9/13/96	25	2	Baylor	McKinney, Texas	FA-'20
49	Russell, Chapelle	LB	6-2	236	1/20/97	24	2	Temple	Lakewood Township, N.J.	W (T.B.)-'20
50	Quarterman, Shaquille	LB	6-0	240	10/28/97	24	2	Miami (Fla.)	Orange Park, Fla.	D4-'20
52	Hamilton, DaVon	DT	6-4	335	2/1/97	24	2	Ohio State	Pickerington, Ohio	D3-'20
53	Allen, Dakota	LB	6-1	220	11/2/95	26	3	Texas Tech	Humble, Texas	PS (LAR)-'19
54	Wilson, Damien	LB	6-0	260	5/28/93	28	7	Minnesota	Gloster, Miss.	UFA (K.C.)-'21
55	McCray, Lerentee	DE/OLB	6-3	250	8/26/90	31	7	Florida	Ocala, Fla.	UFA (BUF)-'17
62	McDermott, KC	OL	6-5	330	4/18/96	25	3	Miami (Fla.)	Wellington, Fla.	FA-'18
68	Norwell, Andrew	OL	6-6	340	10/25/91	30	8	Ohio State	Cincinnati, Ohio	UFA (CAR)-'18
69	Shatley, Tyler	OL	6-3	305	5/5/91	30	8	Clemson	Icard, N.C.	FA-'14
72	Little, Walker	OL	6-7	325	4/1/99	22	R	Stanford	Houston, Texas	D2-'21
74	Robinson, Cam	OL	6-6	335	10/9/95	26	5	Alabama	West Monroe, La.	D2-'17
75	Taylor, Jawaan	OL	6-5	330	11/25/97	23	3	Florida	Cocoa, Fla.	D2-'19
76	Richardson Jr., Will	OL	6-6	320	1/4/96	25	4	North Carolina State	Burlington, N.C.	D4-'18
78	Bartch, Ben	OL	6-6	315	7/22/98	23	2	St. John's (Minn.)	Dayton, Ore.	D4-'20
84	Manhertz, Chris	TE	6-6	260	4/10/92	29	6	Canisius	Bronx, N.Y.	UFA (CAR)-'21
85	Arnold, Dan	TE	6-6	240	3/15/95	26	5	Wisconsin-Platteville	Janesville, Wisc.	T (CAR)-'21
86	Hollister, Jacob	TE	6-4	245	11/18/93	27	4	Wyoming	Beaverton, Ore.	FA-'21
89	Farrell, Luke	TE	6-5	250	10/14/97	24	R	Ohio State	Perry, Ohio	D5-'21
90	Brown, Malcom	DT	6-2	330	2/2/94	27	7	Texas	Brenham, Texas	T (N.O.) -'21
91	Smoot, Dawuane	DL	6-3	275	3/2/95	26	5	Illinois	Groveport, Ohio	D3-'17
92	Smith, Jordan	DE/OLB	6-7	250	4/10/98	23	R	Alabama-Birmingham	Lithonia, Ga.	D4-'21
93	Bryan, Taven	DL	6-5	295	3/11/96	25	4	Florida	Casper, Wyo.	D1-'18
95	Robertson-Harris, Roy	DL	6-5	290	7/23/93	28	6	Texas-El Paso	Oakland, Calif.	UFA (CHI)-'21
96	Gotsis, Adam	DL	6-4	290	9/23/92	29	6	Georgia Tech	Melbourne, Australia	FA-'21
Practice Squad (16)										
14	Lauletta, Kyle	QB	6-3	222	3/17/95	26	2	Richmond	Exton, Pa.	FA-'21
18	Treadwell, Laquon	WR	6-2	215	6/14/95	26	5	Mississippi	Chicago, Illinois	FA-'21
29	Rusnak, Brandon	DB	5-11	200	7/11/95	26	3	Michigan	Wilmington, Del.	FA-'19
30	Whyte Jr., Kerrith	RB	5-10	204	10/31/96	25	2	Florida Atlantic	Loxahatchee, Fla.	FA-'21
31	Cottrell, Nathan	RB	5-11	195	8/2/96	25	2	Georgia Tech	Knoxville, Tenn.	FA-'20
35	Burns, Lorenzo	CB	5-10	183	10/10/97	24	R	Arizona	Murrieta, Calif.	W (ARI)-'21
58	Costin, Doug	DT	6-2	320	10/5/97	24	2	Miami (Ohio)	West Chester, Pa.	FA-'20
64	Cronk, Coy	OL	6-4	318	1/18/98	23	R	Iowa	Lafayette, Ind.	FA-'21
70	Hocker, Jared	OL	6-6	327	7/11/98	23	R	Texas A&M	North Richland Hills, Texas	FA-'21
73	Traore, Badara	OL	6-7	327	3/12/97	24	2	LSU	Boston, Mass.	W (CHI)-'21
77	Wallace-Simms, Tre'Vour	OL	6-5	360	9/25/97	24	2	Missouri	St. Louis, Ill.	FA-'20
81	Hammond, Josh	WR	6-0	195	7/24/98	23	1	Florida	Hallandale, Fla.	FA-20
83	Jones, Tim	WR	6-1	200	5/15/98	23	R	Southern Mississippi	Biloxi, Miss.	FA-'21
87	Sokol, Matt	TE	6-5	249	11/9/95	25	1	Michigan State	Rochester, Mich.	FA-'21
88	Cotton Jr., Jeff	WR	6-2	204	4/17/97	24	1	Idaho	Tucson, Ariz.	FA-'21
98	Ledbetter, Jeremiah	DL	6-3	299	6/12/94	27	2	Arkansas	Gainesville, GA	FA-'21
Injured Reserve (7)										
1	Etienne Jr., Travis	RB	5-10	215	1/26/99	22	R	Clemson	Jennings, La.	D1-'21
14	Godwin, Terry	WR	5-11	180	10/23/96	25	2	Georgia	Hogansville, Ga.	FA-'19
17	Chark Jr., DJ	WR	6-4	210	9/23/96	25	4	LSU	Alexandria, La.	D2-'18
60	Cann, A.J.	OL	6-3	320	3/10/91	30	7	South Carolina	Bamberg, S.C.	D3-'15
65	Linder, Brandon	OL	6-6	315	1/25/92	29	8	Miami (Fla.)	Southwest Ranches, Fla.	D3-'14
80	O'Shaughnessy, James	TE	6-4	245	1/14/92	29	6	Illinois State	Naperville, Ill.	W (N.E.)-'17
97	Tufele, Jay	DT	6-3	310	7/25/99	22	R	Southern California	Salt Lake City, Utah	D4-'21
Non-Football Injury (NF) (1)										
48	Moses, Dylan	LB	6-3	230	5/25/98	23	R	Alabama	Alexandria, La.	FA-'21

DEPTH CHART

(As of November 2, 2021)

OFFENSE

WR	10 Laviska Shenault Jr.		
LT	74 Cam Robinson	72 Walker Little	
LG	68 Andrew Norwell	76 Will Richardson Jr.	
C	69 Tyler Shatley	62 KC McDermott	
RG	78 Ben Bartch	76 Will Richardson Jr.	
RT	75 Jawaan Taylor	72 Walker Little	
TE	84 Chris Manhertz	85 Dan Arnold	86 Jacob Hollister
			89 Luke Farrell
QB	16 Trevor Lawrence	3 C.J. Beathard	
RB	25 James Robinson	24 Carlos Hyde	33 Dare Ogunbowale
			22 Devine Ozigbo
WR	39 Jamal Agnew	7 Tavon Austin	
WR	11 Marvin Jones Jr.	12 Tyron Johnson	

DEFENSE

DT	90 Malcom Brown	91 Dawuane Smoot	
NT	52 DaVon Hamilton		
DE	95 Roy Robertson-Harris	96 Adam Gotsis	93 Taven Bryan
OLB	41 Josh Allen	6 Jihad Ward	
MIKE	54 Damien Wilson	50 Shaquille Quarterman	
WILL	44 Myles Jack	53 Dakota Allen	49 Chapelle Russell
OLB	45 K'Lavon Chaisson	55 Lerentee McCray	92 Jordan Smith
CB	26 Shaquill Griffin	37 Tre Herndon	27 Chris Claybrooks
CB	32 Tyson Campbell	21 Nevin Lawson	
FS	2 Rayshawn Jenkins	20 Daniel Thomas	
SS	42 Andrew Wingard	38 Andre Cisco	5 Rudy Ford

SPECIALISTS

K	15 Matthew Wright	9 Logan Cooke
H	9 Logan Cooke	
LS	46 Ross Matiscik	
P	9 Logan Cooke	
PR	39 Jamal Agnew	
KR	39 Jamal Agnew	27 Chris Claybrooks

PRONUNCIATION GUIDE

Tavon Austin ..... TAY-von
C.J. Beathard ..... BETH-urd
K'Lavon Chaisson ..... KAY-luh-von CHASE-on
Luke Farrell ..... FAIR-ull
Adam Gotsis ..... GOT-sis
DaVon Hamilton ..... DUH-von
Tre Herndon ..... Tray
Tyron Johnson ..... TY-rin
Ross Matiscik ..... MATTA-sick
Lerentee McCray ..... luh-ren-TAY
Dare Ogunbowale ..... DAR-ay OH-gun-buh-WALL-ay
Devine Ozigbo ..... oh-ZIG-bo
Laviska Shenault Jr. ..... luh-VISK-uh shuh-nault
Dawuane Smoot ..... duh-WAHN
Jihad Ward ..... Juh-hodd
Andrew Wingard ..... WING-urd

POSITIONAL ROSTER

NO.	NAME	POS.	HT.	WT.	AGE	EXP.	COLLEGE	HOMETOWN	HOW ACQ.
					QUARTERBACKS (2)				
3	Beathard, C.J.	QB	6-2	215	27	5	Iowa	Franklin, Tenn.	UFA (S.F.)-'21
16	Lawrence, Trevor	QB	6-6	220	22	R	Clemson	Cartersville, Ga.	D1-'21
					RUNNING BACKS (4)				
22	Ozigbo, Devine	RB	6-2	230	25	3	Nebraska	Sachse, Texas	W (N.O.)-'21
24	Hyde, Carlos	RB	6-0	230	31	8	Ohio State	Cincinnati, Ohio	UFA (SEA)-'21
25	Robinson, James	RB	5-9	220	23	2	Illinois State	Rockford, Ill.	FA-'20
33	Ogunbowale, Dare	RB	5-10	215	27	4	Wisconsin	Milwaukee, Wisc.	FA-'20
					WIDE RECEIVERS (5)				
7	Austin, Tavon	WR	5-8	180	31	9	West Virginia	Baltimore, Md.	FA-'21
10	Shenault Jr., Laviska	WR	6-1	220	23	2	Colorado	DeSoto, Texas	D2-'20
11	Jones Jr., Marvin	WR	6-2	199	31	10	California	Long Beach, Calif.	UFA (DET)-'21
12	Johnson, Tyron	WR	6-1	193	25	2	Oklahoma State	New Orleans, La.	W (LAC)-'21
39	Agnew, Jamal	WR	5-10	190	26	5	San Diego	San Diego, Calif.	UFA (DET)-'21
					TIGHT ENDS (4)				
84	Manhertz, Chris	TE	6-6	260	29	6	Canisius	Bronx, N.Y.	UFA (CAR)-'21
85	Arnold, Dan	TE	6-6	240	26	5	Wisconsin-Platteville	Janesville, Wisc.	T (CAR)-'21
86	Hollister, Jacob	TE	6-4	245	27	4	Wyoming	Beaverton, Ore.	FA-'21
89	Farrell, Luke	TE	6-5	250	24	R	Ohio State	Perry, Ohio	D5-'21
					OFFENSIVE LINE (8)				
62	McDermott, KC	OL	6-5	330	25	3	Miami (Fla.)	Wellington, Fla.	FA-'18
68	Norwell, Andrew	OL	6-6	340	30	8	Ohio State	Cincinnati, Ohio	UFA (CAR)-'18
69	Shatley, Tyler	OL	6-3	305	30	8	Clemson	Icard, N.C.	FA-'14
72	Little, Walker	OL	6-7	325	22	R	Stanford	Houston, Texas	D2-'21
74	Robinson, Cam	OL	6-6	335	26	5	Alabama	West Monroe, La.	D2-'17
75	Taylor, Jawaan	OL	6-5	330	23	3	Florida	Cocoa, Fla.	D2-'19
76	Richardson Jr., Will	OL	6-6	320	25	4	North Carolina State	Burlington, N.C.	D4-'18
78	Bartch, Ben	OL	6-6	315	23	2	St. John's (Minn.)	Dayton, Ore.	D4-'20
					LINEBACKERS (5)				
44	Jack, Myles	LB	6-1	255	26	6	UCLA	Scottsdale, Ariz.	D2-'16
49	Russell, Chapelle	LB	6-2	236	24	2	Temple	Lakewood Township, N.J.	W (T.B.)-'20
50	Quarterman, Shaquille	LB	6-0	240	24	2	Miami (Fla.)	Orange Park, Fla.	D4-'20
53	Allen, Dakota	LB	6-1	220	26	3	Texas Tech	Humble, Texas	PS (LAR)-'19
54	Wilson, Damien	LB	6-0	260	28	7	Minnesota	Gloster, Miss.	UFA (K.C.)-'21
					DEFENSIVE BACKS (10)				
2	Jenkins, Rayshawn	S	6-1	200	27	5	Miami	St. Petersburg, Fla.	UFA (LAC)-'21
5	Ford, Rudy	S	6-0	210	27	5	Auburn	New Hope, Ala.	UFA (PHI)-'21
20	Thomas, Daniel	S	5-10	215	23	2	Auburn	Montgomery, Ala.	D5a-'20
21	Lawson, Nevin	CB	5-10	190	30	8	Utah State	Lauderhill, Fla.	FA- '21
26	Griffin, Shaquill	CB	6-0	200	26	5	Central Florida	St. Petersburg, Fla.	UFA (SEA)-'21
27	Claybrooks, Chris	CB	5-9	180	24	2	Memphis	Nashville, Tenn.	D7-'20
32	Campbell, Tyson	CB	6-1	195	21	R	Georgia	Miramar, Fla.	D2-'21
37	Herndon, Tre	CB	5-11	190	25	4	Vanderbilt	Chattanooga, Tenn.	FA-'18
38	Cisco, Andre	S	6-0	210	21	R	Syracuse	Queens, N.Y.	D3-'21
42	Wingard, Andrew	S	6-0	200	24	3	Wyoming	Arvada, Colo.	FA-'19
					DEFENSIVE LINE (11)				
6	Ward, Jihad	DL	6-5	290	27	6	Illinois	Philadelphia, Pa.	UFA (BAL)-'21
41	Allen, Josh	DE/OLB	6-5	255	24	3	Kentucky	Montclair, N.J.	D1-'19
45	Chaisson, K'Lavon	DE/OLB	6-3	245	22	2	LSU	Houston, Texas	D1-'20
52	Hamilton, DaVon	DT	6-4	335	24	2	Ohio State	Pickerington, Ohio	D3-'20
55	McCray, Lerentee	DE/OLB	6-3	250	31	7	Florida	Ocala, Fla.	UFA (BUF)-'17
90	Brown, Malcom	DT	6-2	330	27	7	Texas	Brenham, Texas	T (N.O.) -'21
91	Smoot, Dawuane	DL	6-3	275	26	5	Illinois	Groveport, Ohio	D3-'17
92	Smith, Jordan	DE/OLB	6-7	250	23	R	Alabama-Birmingham	Lithonia, Ga.	D4-'21
93	Bryan, Taven	DL	6-5	295	25	4	Florida	Casper, Wyo.	D1-'18
95	Robertson-Harris, Roy	DL	6-5	290	28	6	Texas-El Paso	Oakland, Calif.	UFA (CHI)-'21
96	Gotsis, Adam	DL	6-4	290	29	6	Georgia Tech	Melbourne, Australia	FA-'21
					SPECIALISTS (3)				
9	Cooke, Logan	P	6-5	230	26	4	Mississippi State	Darbun, Miss.	D7b-'18
15	Wright, Matthew	K	6-0	179	25	1	Central Florida	Lancaster, Pa.	PS (JAX)-'21
46	Matiscik, Ross	LS	6-0	240	25	2	Baylor	McKinney, Texas	FA-'20

HOW BUILT

YEAR	DRAFTEES (21)	FREE AGENTS (19)	COLLEGE FREE AGENTS (5)	TRADES/WAIVERS (5)	PRACTICE SQUAD (2)
2014		OL Tyler Shatley (FA-'14)			
2016	LB Myles Jack (2)				
2017	OL Cam Robinson (2) DL Dawuane Smoot (3)	DE/OLB Lerentee McCray (UFA BUF -'17)			
2018	DL Taven Bryan (1) OL Will Richardson Jr. (4) P Logan Cooke (7)	OL Andrew Norwell (UFA CAR -'18)	CB Tre Herndon (FA-'18) OL KC McDermott (FA-'18)		
2019	DE/OLB Josh Allen (1) OL Jawaan Taylor (2)		S Andrew Wingard (FA-'19)		LB Dakota Allen (PS LAR -'19)
2020	DE/OLB K'Lavon Chaisson (1) WR Laviska Shenault Jr. (2) DT DaVon Hamilton (3) OL Ben Bartch (4) LB Shaquille Quarterman (4) S Daniel Thomas (5) CB Chris Claybrooks (7)	RB Dare Ogunbowale (FA-'20)	LS Ross Matiscik (FA-'20) RB James Robinson (FA-'20)	LB Chapelle Russell (W T.B. -'20)	
2021	QB Trevor Lawrence (1) CB Tyson Campbell (2) OL Walker Little (2) S Andre Cisco (3) DE/OLB Jordan Smith (4) TE Luke Farrell (5)	WR Jamal Agnew (UFA DET -'21) WR Tavon Austin (FA-'21) QB C.J. Beathard (UFA S.F. -'21) S Rudy Ford (UFA PHI -'21) DL Adam Gotsis (FA-'21) CB Shaquill Griffin (UFA SEA -'21) TE Jacob Hollister (FA-'21) RB Carlos Hyde (UFA SEA -'21) S Rayshawn Jenkins (UFA LAC -'21) WR Marvin Jones Jr. (UFA DET -'21) CB Nevin Lawson (FA- '21) TE Chris Manhertz (UFA CAR -'21) DL Roy Robertson-Harris (UFA CHI -'21) DL Jihad Ward (UFA BAL -'21) LB Damien Wilson (UFA K.C. -'21)		TE Dan Arnold (T CAR -'21) DT Malcom Brown (T N.O. -'21) WR Tyron Johnson (W LAC -'21) RB Devine Ozigbo (W N.O. -'21)	K Matthew Wright (PS JAX -'21)

PLAYER PARTICIPATION

2021 REGULAR SEASON JACKSONVILLE JAGUARS PLAYER PARTICIPATION																					
	@ HOU	DEN	ARI	@ CIN	TEN	MIA	@ SEA	BUF	@ IND	SF	ATL	@ LAR	@ TEN	HOU	@ NYJ	@ NE	IND				
PLAYERS	9/12	9/19	9/26	9/30	10/10	10/17	10/31	11/7	11/14	11/21	11/28	12/5	12/12	12/19	12/26	1/2	1/9	GP	GS	DNP	IN
Jamal Agnew	P	P	P	P	P	**WR**	**WR**	-	-	-	-	-	-	-	-	-	-	7	2	0	0
Dakota Allen	P	P	P	P	P	**WILL**	P	-	-	-	-	-	-	-	-	-	-	7	1	0	0
Josh Allen	**OLB**	**OLB**	**OLB**	**OLB**	**OLB**	**OLB**	**OLB**	-	-	-	-	-	-	-	-	-	-	7	7	0	0
Dan Arnold	^	^	^	P	P	P	**TE**	-	-	-	-	-	-	-	-	-	-	4	1	0	0
Tavon Austin	*IR*	*IR*	*IR*	P	P	P	P	-	-	-	-	-	-	-	-	-	-	4	0	0	0
Ben Bartch	P	P	P	P	**RG**	**RG**	**RG**	-	-	-	-	-	-	-	-	-	-	7	3	0	0
C.J. Beathard	*X*	*X*	*X*	*X*	*X*	*X*	*X*	-	-	-	-	-	-	-	-	-	-	0	0	7	0
Malcom Brown	**DT**	**DT**	**DT**	**DT**	**DT**	**DT**	**DT**	-	-	-	-	-	-	-	-	-	-	7	7	0	0
Taven Bryan	P	P	P	P	P	*I*	P	-	-	-	-	-	-	-	-	-	-	6	0	0	0
Lorenzo Burns	*PS*	*PS*	*PS*	*PS*	*PS*	*PS*	*PS*	-	-	-	-	-	-	-	-	-	-	0	0	0	0
Tyson Campbell	P	**CB**	**CB**	**CB**	*I*	*I*	**CB**	-	-	-	-	-	-	-	-	-	-	5	4	0	0
A.J. Cann	**RG**	**RG**	**RG**	**RG**	*IR*	*IR*	*IR*	-	-	-	-	-	-	-	-	-	-	4	4	0	0
K'Lavon Chaisson	**OLB**	P	**OLB**	P	**OLB**	P	**OLB**	-	-	-	-	-	-	-	-	-	-	7	4	0	0
DJ Chark Jr.	**WR**	**WR**	**WR**	**WR**	*IR*	*IR*	*IR*	-	-	-	-	-	-	-	-	-	-	4	4	0	0
Andre Cisco	P	P	P	P	P	P	P	-	-	-	-	-	-	-	-	-	-	7	0	0	0
Chris Claybrooks	P	P	P	P	**CB**	P	*N*	-	-	-	-	-	-	-	-	-	-	6	1	0	1
Logan Cooke	P	P	P	P	P	P	P	-	-	-	-	-	-	-	-	-	-	7	0	0	0
Doug Costin	*PS*	*PS*	*PS*	*PS*	*PS*	*PS*	*PS*	-	-	-	-	-	-	-	-	-	-	0	0	0	0
Jeff Cotton Jr.	*PS*	*PS*	*PS*	*PS*	*PS*	*PS*	*PS*	-	-	-	-	-	-	-	-	-	-	0	0	0	0
Nathan Cottrell	*NOT*	*NOT*	*PS*	*PS*	*PS*	*PS*	*PS*	-	-	-	-	-	-	-	-	-	-	0	0	0	0
Rashaad Coward	*NOT*	*NOT*	*NOT*	*NOT*	*NOT*	*N*	*NOT*	-	-	-	-	-	-	-	-	-	-	0	0	0	1
Coy Cronk	*NOT*	*NOT*	*NOT*	*NOT*	*NOT*	*NOT*	*PS*	-	-	-	-	-	-	-	-	-	-	0	0	0	0
Phillip Dorsett II	*PS*	*PS*	P	^	^	^	^	-	-	-	-	-	-	-	-	-	-	1	0	0	0
Travis Etienne Jr.	*IR*	*IR*	*IR*	*IR*	*IR*	*IR*	*IR*	-	-	-	-	-	-	-	-	-	-	0	0	0	0
Luke Farrell	P	P	P	**TE**	P	P	P	-	-	-	-	-	-	-	-	-	-	7	1	0	0
Rudy Ford	P	P	P	P	P	P	P	-	-	-	-	-	-	-	-	-	-	7	0	0	0
Terry Godwin	*IR*	*IR*	*IR*	*IR*	*IR*	*IR*	*IR*	-	-	-	-	-	-	-	-	-	-	0	0	0	0
Adam Gotsis	*I*	P	**DE**	**DE**	**DE**	P	P	-	-	-	-	-	-	-	-	-	-	6	3	0	0
Shaquill Griffin	**CB**	**CB**	**CB**	**CB**	**CB**	**CB**	**CB**	-	-	-	-	-	-	-	-	-	-	7	7	0	0
DaVon Hamilton	**NT**	P	**NT**	P	**NT**	P	**NT**	-	-	-	-	-	-	-	-	-	-	7	4	0	0
Josh Hammond	*PS*	*PS*	*PS*	*PS*	*PS*	*PS*	*PS*	-	-	-	-	-	-	-	-	-	-	0	0	0	0
CJ Henderson	**CB**	**CB**	*N*	*NOT*	*NOT*	*NOT*	*NOT*	-	-	-	-	-	-	-	-	-	-	2	2	0	1
Tre Herndon	*I*	*I*	*I*	**CB**	P	**CB**	P	-	-	-	-	-	-	-	-	-	-	4	2	0	0
Jacob Hollister	*I*	*I*	**TE**	P	**TE**	P	*N*	-	-	-	-	-	-	-	-	-	-	4	2	0	1
Carlos Hyde	P	P	P	*I*	P	P	P	-	-	-	-	-	-	-	-	-	-	6	0	0	0
Josh Imatorbhebhe	^	^	^	^	*PS*	*PS*	*PS*	-	-	-	-	-	-	-	-	-	-	0	0	0	0
Myles Jack	**WILL**	**WILL**	**WILL**	**WILL**	**WILL**	**WILL**	**WILL**	-	-	-	-	-	-	-	-	-	-	7	7	0	0
Rayshawn Jenkins	**FS**	**FS**	**FS**	**FS**	**FS**	**FS**	**FS**	-	-	-	-	-	-	-	-	-	-	7	7	0	0
Tyron Johnson	P	P	P	P	*X*	*I*	P	-	-	-	-	-	-	-	-	-	-	5	0	1	0
Marvin Jones Jr.	**WR**	**WR**	**WR**	P	**WR**	**WR**	**WR**	-	-	-	-	-	-	-	-	-	-	7	6	0	0
Tim Jones	*NOT*	*NOT*	*PS*	*PS*	*PS*	*PS*	*PS*	-	-	-	-	-	-	-	-	-	-	0	0	0	0
Josh Lambo	P	P	P	*I*	*N*	*N*	*NOT*	-	-	-	-	-	-	-	-	-	-	3	0	0	2
Kyle Lauletta	*PS*	*PS*	*PS*	*PS*	*PS*	*PS*	*PS*	-	-	-	-	-	-	-	-	-	-	0	0	0	0
Trevor Lawrence	**QB**	**QB**	**QB**	**QB**	**QB**	**QB**	**QB**	-	-	-	-	-	-	-	-	-	-	7	7	0	0
Nevin Lawson	^	^	P	*I*	P	**CB**	P	-	-	-	-	-	-	-	-	-	-	4	1	0	0
Brandon Linder	**C**	**C**	**C**	**C**	**C**	*IR*	*IR*	-	-	-	-	-	-	-	-	-	-	5	5	0	0
Walker Little	*I*	*I*	*R/C19*	*R/C19*	*X*	P	P	-	-	-	-	-	-	-	-	-	-	2	0	1	0
Chris Manhertz	**TE**	**TE**	**TE**	**TE**	**TE**	**TE**	P	-	-	-	-	-	-	-	-	-	-	7	6	0	0
Ross Matiscik	P	P	P	P	P	P	P	-	-	-	-	-	-	-	-	-	-	7	0	0	0
Lerentee McCray	P	*I*	P	P	*I*	P	P	-	-	-	-	-	-	-	-	-	-	5	0	0	0
KC McDermott	*PS*	*PS*	*PS*	*PS*	*PS*	P	P	-	-	-	-	-	-	-	-	-	-	2	0	0	0
Dylan Moses	*NF*	*NF*	*NF*	*NF*	*NF*	*NF*	*NF*	-	-	-	-	-	-	-	-	-	-	0	0	0	0
Andrew Norwell	**LG**	**LG**	**LG**	**LG**	**LG**	**LG**	**LG**	-	-	-	-	-	-	-	-	-	-	7	7	0	0
James O'Shaughnessy	**TE**	**TE**	*IR*	*IR*	*IR*	*IR*	*IR*	-	-	-	-	-	-	-	-	-	-	2	2	0	0
Dare Ogunbowale	P	P	P	P	P	P	P	-	-	-	-	-	-	-	-	-	-	7	0	0	0
Devine Ozigbo	*PS*	*PS*	*PS*	*PS*	*NOT*	*NOT*	*Active*	-	-	-	-	-	-	-	-	-	-	0	0	0	0
Austen Pleasants	^	^	^	^	*PS*	*NOT*	*NOT*	-	-	-	-	-	-	-	-	-	-	0	0	0	0
Shaquille Quarterman	P	P	P	P	P	P	P	-	-	-	-	-	-	-	-	-	-	7	0	0	0
Will Richardson Jr.	P	P	P	P	P	P	P	-	-	-	-	-	-	-	-	-	-	7	0	0	0
Roy Robertson-Harris	**DE**	**DE**	*I*	*I*	*I*	**DE**	P	-	-	-	-	-	-	-	-	-	-	4	3	0	0
Cam Robinson	**LT**	**LT**	**LT**	**LT**	**LT**	**LT**	**LT**	-	-	-	-	-	-	-	-	-	-	7	7	0	0
James Robinson	**RB**	**RB**	**RB**	**RB**	**RB**	**RB**	**RB**	-	-	-	-	-	-	-	-	-	-	7	7	0	0
Brandon Rusnak	P	*PS*	*PS*	*PS*	*PS*	*PS*	*PS*	-	-	-	-	-	-	-	-	-	-	1	0	0	0
Chapelle Russell	P	P	P	P	P	P	P	-	-	-	-	-	-	-	-	-	-	7	0	0	0
Tyler Shatley	P	P	P	P	P	**C**	**C**	-	-	-	-	-	-	-	-	-	-	7	2	0	0
Laviska Shenault Jr.	P	P	P	**WR**	**WR**	**WR**	**WR**	-	-	-	-	-	-	-	-	-	-	7	4	0	0
Wendell Smallwood	^	^	^	^	*PS*	*NOT*	*NOT*	-	-	-	-	-	-	-	-	-	-	0	0	0	0
Devin Smith	P	*PS*	*PS*	*PS*	*PS*	*NOT*	^	-	-	-	-	-	-	-	-	-	-	1	0	0	0
Jordan Smith	*I*	*I*	*I*	*I*	*I*	*I*	*N*	-	-	-	-	-	-	-	-	-	-	0	0	0	1
Dawuane Smoot	P	**DT**	P	**DT**	P	**DL**	P	-	-	-	-	-	-	-	-	-	-	7	3	0	0
Matt Sokol	*PS*	*PS*	*PS*	*PS*	*PS*	*PS*	*PS*	-	-	-	-	-	-	-	-	-	-	0	0	0	0
Jawaan Taylor	**RT**	**RT**	**RT**	**RT**	**RT**	**RT**	**RT**	-	-	-	-	-	-	-	-	-	-	7	7	0	0
Daniel Thomas	*I*	P	P	P	P	P	P	-	-	-	-	-	-	-	-	-	-	6	0	0	0
Badara Traore	*PS*	*PS*	*PS*	*PS*	*PSI*	*PSI*	*PSI*	-	-	-	-	-	-	-	-	-	-	0	0	0	0
Laquon Treadwell	*PS*	P	*PS*	*PS*	*PS*	P	*PS*	-	-	-	-	-	-	-	-	-	-	2	0	0	0
Jay Tufele	*I*	*I*	*I*	*I*	P	*X*	*IR*	-	-	-	-	-	-	-	-	-	-	1	0	1	0
Tre'Vour Wallace-Simms	*PS*	*PS*	*PS*	*PS*	*PS*	*PS*	*PS*	-	-	-	-	-	-	-	-	-	-	0	0	0	0
Jihad Ward	P	P	P	P	P	P	P	-	-	-	-	-	-	-	-	-	-	7	0	0	0
Kerrith Whyte Jr.	^	^	^	^	*PS*	*PS*	*PS*	-	-	-	-	-	-	-	-	-	-	0	0	0	0
Damien Wilson	**MIKE**	**MIKE**	**MIKE**	**MIKE**	**MIKE**	**MIKE**	**MIKE**	-	-	-	-	-	-	-	-	-	-	7	7	0	0
Andrew Wingard	**SS**	**SS**	**SS**	**SS**	**SS**	**SS**	**SS**	-	-	-	-	-	-	-	-	-	-	7	7	0	0
Matthew Wright	*NOT*	*NOT*	*NOT*	P	P	P	P	-	-	-	-	-	-	-	-	-	-	4	0	0	0

LEGEND:

CAPS=Starter, P=Player was a substitution, X=Did Not Play (Non-injury), N=On Inactive List, NOT=Not on Roster, I=Inactive, IR=Injured Reserve, PS=Practice Squad, R/C19=Reserve/COVID-19, NF=Non-Football Injury (NF), PSI=Practice Squad Injured, ^=With Other Team

GAME-BY-GAME STARTERS / WEEK-BY-WEEK LEADERS

2021 REGULAR SEASON												
OFFENSE												
DATE	OPPONENT	WR	WR	LT	LG	C	RG	RT	TE	QB	RB	WR
9/12	at Houston	DJ Chark Jr.	--	Cam Robinson	Andrew Norwell	Brandon Linder	A.J. Cann	Jawaan Taylor	Chris Manhertz/ James O'Shaughnessy	Trevor Lawrence	James Robinson	Marvin Jones Jr.
9/19	Denver	DJ Chark Jr.	--	Cam Robinson	Andrew Norwell	Brandon Linder	A.J. Cann	Jawaan Taylor	Chris Manhertz/ James O'Shaughnessy	Trevor Lawrence	James Robinson	Marvin Jones Jr.
9/26	Arizona	DJ Chark Jr.	--	Cam Robinson	Andrew Norwell	Brandon Linder	A.J. Cann	Jawaan Taylor	Chris Manhertz/ Jacob Hollister	Trevor Lawrence	James Robinson	Marvin Jones Jr.
9/30	at Cincinnati	DJ Chark Jr.	--	Cam Robinson	Andrew Norwell	Brandon Linder	A.J. Cann	Jawaan Taylor	Luke Farrell/ Chris Manhertz	Trevor Lawrence	James Robinson	Laviska Shenault Jr.
10/10	Tennessee	Marvin Jones Jr.	--	Cam Robinson	Andrew Norwell	Brandon Linder	Ben Bartch	Jawaan Taylor	Chris Manhertz/ Jacob Hollister	Trevor Lawrence	James Robinson	Laviska Shenault Jr.
10/17	Miami	Marvin Jones Jr.	Jamal Agnew	Cam Robinson	Andrew Norwell	Tyler Shatley	Ben Bartch	Jawaan Taylor	Chris Manhertz	Trevor Lawrence	James Robinson	Laviska Shenault Jr.
10/31	at Seattle	Marvin Jones Jr.	Jamal Agnew	Cam Robinson	Andrew Norwell	Tyler Shatley	Ben Bartch	Jawaan Taylor	Dan Arnold	Trevor Lawrence	James Robinson	Laviska Shenault Jr.
11/7	Buffalo	--	--	--	--	--	--	--	--	--	--	--
11/14	at Indianapolis	--	--	--	--	--	--	--	--	--	--	--
11/21	San Francisco	--	--	--	--	--	--	--	--	--	--	--
11/28	Atlanta	--	--	--	--	--	--	--	--	--	--	--
12/5	at L.A. Rams	--	--	--	--	--	--	--	--	--	--	--
12/12	at Tennessee	--	--	--	--	--	--	--	--	--	--	--
12/19	Houston	--	--	--	--	--	--	--	--	--	--	--
12/26	at N.Y. Jets	--	--	--	--	--	--	--	--	--	--	--
1/2	at New England	--	--	--	--	--	--	--	--	--	--	--
1/9	Indianapolis	--	--	--	--	--	--	--	--	--	--	--

2021 REGULAR SEASON													
DEFENSE													
DATE	OPPONENT	DT	NT	DE	OLB	MIKE	WILL	OLB	CB	CB	FS	SS	NICKEL
9/12	at Houston	Malcom Brown	DaVon Hamilton	Roy Robertson-Harris	Josh Allen	Damien Wilson	Myles Jack	K'Lavon Chaisson	Shaquill Griffin	CJ Henderson	Andrew Wingard	Rayshawn Jenkins	--
9/19	Denver	Malcom Brown	--	Roy Robertson-Harris	Josh Allen	Damien Wilson	Myles Jack	Dawuane Smoot	Shaquill Griffin	CJ Henderson	Andrew Wingard	Rayshawn Jenkins	Tyson Campbell
9/26	Arizona	Malcom Brown	DaVon Hamilton	Adam Gotsis	Josh Allen	Damien Wilson	Myles Jack	K'Lavon Chaisson	Shaquill Griffin	Tyson Campbell	Andrew Wingard	Rayshawn Jenkins	--
9/30	at Cincinnati	Malcom Brown	--	Adam Gotsis	Josh Allen	Damien Wilson	Myles Jack	Dawuane Smoot	Shaquill Griffin	Tyson Campbell	Andrew Wingard	Rayshawn Jenkins	Tre Herndon
10/10	Tennessee	Malcom Brown	DaVon Hamilton	Adam Gotsis	Josh Allen	Damien Wilson	Myles Jack	K'Lavon Chaisson	Shaquill Griffin	Chris Claybrooks	Andrew Wingard	Rayshawn Jenkins	--
10/17	Miami	Malcom Brown	--	Roy Robertson-Harris	Josh Allen	Damien Wilson	Dakota Allen	Dawuane Smoot	Shaquill Griffin	Nevin Lawson	Andrew Wingard	Rayshawn Jenkins	Tre Herndon
10/31	at Seattle	Malcom Brown	DaVon Hamilton	Roy Robertson-Harris	Josh Allen	Damien Wilson	Myles Jack	K'Lavon Chaisson	Shaquill Griffin	Tyson Campbell	Andrew Wingard	Rayshawn Jenkins	--
11/7	Buffalo	--	--	--	--	--	--	--	--	--	--	--	--
11/14	at Indianapolis	--	--	--	--	--	--	--	--	--	--	--	--
11/21	San Francisco	--	--	--	--	--	--	--	--	--	--	--	--
11/28	Atlanta	--	--	--	--	--	--	--	--	--	--	--	--
12/5	at L.A. Rams	--	--	--	--	--	--	--	--	--	--	--	--
12/12	at Tennessee	--	--	--	--	--	--	--	--	--	--	--	--
12/19	Houston	--	--	--	--	--	--	--	--	--	--	--	--
12/26	at N.Y. Jets	--	--	--	--	--	--	--	--	--	--	--	--
1/2	at New England	--	--	--	--	--	--	--	--	--	--	--	--
1/9	Indianapolis	--	--	--	--	--	--	--	--	--	--	--	--

Rookies underlined.

		SCORING		RUSHING YARDS		RECEPTIONS		RECEIVING YARDS		TACKLES		SOLO TACKLES		SACKS		INTERCEPTIONS		FORCED FUMBLES		RECOVERED FUMBLES		PASSING YARDS		CARRIES	
DATE	OPPONENT	PLAYER	NO.	PLAYER	NO.	PLAYER	NO.	PLAYER	NO.	PLAYER	NO.	PLAYER	NO.	PLAYER	NO.	PLAYER	NO.	PLAYER	NO.	PLAYER	NO.	PLAYER	NO.	PLAYER	NO.
09/12	at Texans	D. Chark Jr. M. Jones Jr. C. Manhertz	6	C. Hyde	44	L. Shenault Jr.	7	D. Chark Jr.	86	M. Jack	9	M. Jack R. Jenkins	6	J. Allen	1.0	--		--		--		T. Lawrence	332	C. Hyde	9
09/19	Broncos	M. Jones Jr. J. Agnew	6	J. Robinson	47	M. Jones Jr.	6	M. Jones Jr.	55	A. Wingard	8	R. Jenkins	6	A. Wingard J. Allen A. Gotsis	1.0	--		--		--		T. Lawrence	118	J. Robinson	11
09/26	Cardinals	J. Robinson D. Chark Jr. J. Agnew	6	J. Robinson	88	M. Jones Jr. J. Robinson	6	M. Jones Jr.	62	M. Jack	10	M. Jack D. Wilson T. Campbell	6	--		A. Wingard	1	--		--		T. Lawrence	219	J. Robinson	15
09/30	at Bengals	J. Robinson	12	J. Robinson	78	L. Shenault Jr.	6	L. Shenault Jr.	99	T. Campbell	9	T. Herndon	5	A. Gotsis	1.0	--		--		--		T. Lawrence	204	J. Robinson	18
10/10	Titans	J. Robinson T. Lawrence J. Hollister	6	J. Robinson	149	J. Agnew D. Arnold	6	D. Arnold	64	J. Allen D. Hamilton	7	J. Allen A. Wingard	5	D. Smoot	1.5	--		--		--		T. Lawrence	273	J. Robinson	18
10/17	Dolphins	M. Wright	11	J. Robinson	73	M. Jones Jr.	7	M. Jones Jr.	100	D. Wilson	12	D. Wilson	9	--		N. Lawson	1	D. Allen	1	--		T. Lawrence	319	J. Robinson	17
10/31	at Seahawks	J. Agnew	6	C. Hyde	32	D. Arnold	8	D. Arnold	68	M. Jack	9	J. Allen	5	J. Allen	2.0	--		--		--		T. Lawrence	238	C. Hyde	9
11/07	Bills	--		--		--		--		--		--		--		--		--		--		--		--	
11/14	at Colts	--		--		--		--		--		--		--		--		--		--		--		--	
11/21	49ers	--		--		--		--		--		--		--		--		--		--		--		--	
11/28	Falcons	--		--		--		--		--		--		--		--		--		--		--		--	
12/05	at Rams	--		--		--		--		--		--		--		--		--		--		--		--	
12/12	at Titans	--		--		--		--		--		--		--		--		--		--		--		--	
12/19	Texans	--		--		--		--		--		--		--		--		--		--		--		--	
12/26	at Jets	--		--		--		--		--		--		--		--		--		--		--		--	
01/02	at Patriots	--		--		--		--		--		--		--		--		--		--		--		--	
01/09	Colts	--		--		--		--		--		--		--		--		--		--		--		--	
MOST TIMES LED (INCLUDING TIES)		J. AGNEW J. ROBINSON	3	J. ROBINSON	5	M. JONES JR.	3	M. JONES JR.	3	M. JACK	3	M. JACK R. JENKINS D. WILSON J. ALLEN	2	J. ALLEN	3	A. WINGARD N. LAWSON	1	D. ALLEN	1	--		T. LAWRENCE	7	J. ROBINSON	5

DEFENSIVE STATS

POS.	PLAYER	TKL.	AST.	TOTAL	TFL	SACKS/YDS.	PR	FR	FF	INT./YDS.	PD
LB	D. Wilson	29	24	53	1	0.0/0.0	0	0	0	0/0	0
LB	M. Jack	23	22	45	2	0.0/0.0	0	0	0	0/0	0
S	R. Jenkins	31	10	41	1	0.0/0.0	1	0	0	0/0	3
S	A. Wingard	27	13	40	2	1.0/1.0	1	0	0	1/23	1
DE/OLB	J. Allen	19	12	31	6	4.5/42.0	8	0	0	0/0	3
CB	S. Griffin	22	7	29	0	0.0/0.0	0	0	0	0/0	4
CB	T. Campbell	17	9	26	1	0.0/0.0	0	0	0	0/0	3
DT	M. Brown	12	12	24	0	0.0/0.0	1	0	0	0/0	0
DT	D. Hamilton	9	12	21	0	0.0/0.0	0	0	0	0/0	1
S	R. Ford	14	4	18	0	0.0/0.0	0	0	0	0/0	0
DE/OLB	K. Chaisson	8	9	17	2	1.0/2.0	4	0	0	0/0	0
DL	J. Ward	5	10	15	1	0.0/0.0	4	0	0	0/0	0
CB	T. Herndon	10	3	13	1	0.0/0.0	0	0	0	0/0	0
DL	D. Smoot	6	5	11	3	2.5/22.0	8	0	0	0/0	1
CB	C. Claybrooks	5	6	11	0	0.0/0.0	0	0	0	0/0	0
DL	A. Gotsis	7	3	10	3	2.0/15.0	3	0	0	0/0	0
DL	R. Robertson-Harris	4	5	9	0	0.0/0.0	1	0	0	0/0	0
LB	S. Quarterman	3	6	9	1	0.0/0.0	0	0	0	0/0	0
CB	C. Henderson	6	2	8	1	0.0/0.0	0	0	0	0/0	0
DL	T. Bryan	4	3	7	1	0.0/0.0	1	0	0	0/0	0
CB	N. Lawson	3	2	5	0	0.0/0.0	0	0	0	1/11	2
LB	D. Allen	1	4	5	0	0.0/0.0	0	0	1	0/0	0
LB	C. Russell	2	2	4	0	0.0/0.0	0	0	0	0/0	0
S	A. Cisco	2	0	2	0	0.0/0.0	0	0	0	0/0	0
DE/OLB	L. McCray	0	1	1	0	0.0/0.0	0	0	0	0/0	0
	JAGUARS TOTALS	**269**	**186**	**455**	**26**	**11.0/82.0**	**32**	**0**	**1**	**2/34**	**18**
	OPP. TOTALS	**251**	**150**	**401**	**22**	**10.0/71.0**	**33**	**4**	**6**	**9/92**	**37**

Ast.=Assist, TFL=Tackle for a Loss, PR=Pressures, Int.=Interception, FR=Fumble Recovery, FF=Forced Fumble, PD=Pass Defense

2021 JAGUARS SPECIAL TEAMS

POS.	PLAYER	TKL.	AST.	COMB.
RB	Ogunbowale, Dare	3	1	4
LB	Allen, Dakota	2	1	3
S	Jenkins, Rayshawn	2	0	2
S	Wingard, Andrew	1	1	2
CB	Claybrooks, Chris	0	2	2
DE/OLB	McCray, Lerentee	0	2	2
S	Thomas, Daniel	0	2	2
P	Cooke, Logan	1	0	1
LS	Matiscik, Ross	1	0	1
LB	Wilson, Damien	1	0	1
LB	Quarterman, Shaquille	0	1	1
LB	Russell, Chapelle	0	1	1
	TOTALS	**11**	**11**	**22**

DEFENSIVE STATS BY RANK

SACKS		INTERCEPTIONS		TACKLES FOR LOSS		PASSES DEFENSED		PRESSURES	
PLAYER	NO.	PLAYER	NO.	PLAYER	NO.	PLAYER	NO.	PLAYER	NO.
J. Allen	4.5	N. Lawson	1	J. Allen	6	S. Griffin	4	J. Allen	8
D. Smoot	2.5	A. Wingard	1	A. Gotsis	3	J. Allen	3	D. Smoot	8
A. Gotsis	2.0			D. Smoot	3	T. Campbell	3	K. Chaisson	4
K. Chaisson	1.0			K. Chaisson	2	R. Jenkins	3	J. Ward	4
A. Wingard	1.0			M. Jack	2	N. Lawson	2	A. Gotsis	3
				A. Wingard	2	D. Hamilton	1	M. Brown	1
				T. Bryan	1	D. Smoot	1	T. Bryan	1
				T. Campbell	1	A. Wingard	1	R. Jenkins	1
				C. Henderson	1			R. Robertson-Harris	1
				T. Herndon	1			A. Wingard	1
				R. Jenkins	1				
				S. Quarterman	1				
				J. Ward	1				
				D. Wilson	1				

BIG PLAYS

		RUSHES				RECEPTIONS				RETURNS			
DATE	OPPONENT	GAIN	PLAYER	QTR	DR RESULT	GAIN	PLAYER	QTR	DR RESULT	GAIN	PLAYER	QTR	DR RESULT
09/12	at Houston	13	Carlos Hyde	2	TD	33	Marvin Jones Jr.	1	Miss FG				
						27	DJ Chark Jr.	2'	TD				
						22t	Chris Manhertz	2'	TD				
						41t	DJ Chark Jr.	3	TD				
						22	James O'Shaughnessy	4	TD				
09/19	Denver	10	Trevor Lawrence	2	Miss FG	24	James O'Shaughnessy	1'	TD	102t	Jamal Agnew (KR)	4	TD
		12	James Robinson	3	INT	25t	Marvin Jones Jr.	1	TD				
		11	Trevor Lawrence	4	INT								
09/26	Arizona	18	Carlos Hyde	2	TD	20	Laviska Shenault Jr.	2	INT				
		17	James Robinson	3'	TD	25	DJ Chark Jr.	4	Fumble				
		10	James Robinson	3'	TD								
		21	James Robinson	3'	TD								
		10	Trevor Lawrence	4	Punt								
09/30	at Cincinnati	11	Laviska Shenault Jr.	1	Punt	52	Laviska Shenault Jr.	2	Downs				
		11	Jamal Agnew	1'	TD	27	Jamal Agnew	3'	TD				
		11	Trevor Lawrence	1'	TD	20	Laviska Shenault Jr.	3	TD				
		12	James Robinson	1'	TD								
		20	James Robinson	2	TD								
10/10	Tennessee	58	James Robinson	1	TD	25	Marvin Jones Jr.	2'	TD				
		10	James Robinson	2'	Miss FG	22	Tavon Austin	2'	TD				
		12	James Robinson	2'	Miss FG	58	Laviska Shenault Jr.	4	Downs				
		10	James Robinson	3	TD								
10/17	Miami	24	James Robinson	3	TD	24	Jamal Agnew	1	FG				
		12	Trevor Lawrence	3	Fumble	20	Marvin Jones Jr.	2	Punt				
						28t	Marvin Jones Jr.	2	TD				
						29	Jamal Agnew	3	TD				
						21	Luke Farrell	3	Downs				
						20	Marvin Jones Jr.	4	FG				
10/31	at Seattle	14	James Robinson	1	Punt								
11/07	Buffalo	--	--	--	--	--	--	--	--	--	--	--	--
11/14	at Indianapolis	--	--	--	--	--	--	--	--	--	--	--	--
11/21	San Francisco	--	--	--	--	--	--	--	--	--	--	--	--
11/28	Atlanta	--	--	--	--	--	--	--	--	--	--	--	--
12/05	at L.A. Rams	--	--	--	--	--	--	--	--	--	--	--	--
12/12	at Tennessee	--	--	--	--	--	--	--	--	--	--	--	--
12/19	Houston	--	--	--	--	--	--	--	--	--	--	--	--
12/26	at N.Y. Jets	--	--	--	--	--	--	--	--	--	--	--	--
01/02	at New England	--	--	--	--	--	--	--	--	--	--	--	--
01/09	Indianapolis	--	--	--	--	--	--	--	--	--	--	--	--

' - result within the same drive

BIG YARDAGE GAMES

2021 REGULAR SEASON BIG YARDAGE GAMES							
			100-YARD PASS RECEIVERS				
DATE	OPPONENT	PLAYER	REC.	YDS.	AVG.	LG	TD
10/17	vs. Dolphins	Marvin Jones Jr.	7	100	14.3	28T	1
			100-YARD RUSHERS				
DATE	OPPONENT	PLAYER	ATT.	YDS.	AVG.	LG	TD
10/10	vs. Titans	James Robinson	18	149	8.3	58	1
			300-YARD PASSERS				
DATE	OPPONENT	PLAYER	ATT.	YDS.	COMP.	LG	TD
9/12	at Texans	Trevor Lawrence	51	332	28	41T	3
10/17	vs. Dolphins	Trevor Lawrence	41	319	25	29	1

2021 OPPONENTS BIG YARDAGE GAMES							
			100-YARD PASS RECEIVERS				
DATE	OPPONENT	PLAYER	REC.	YDS.	AVG.	LG	TD
9/12	at Texans	Brandin Cooks	5	132	26.4	52	0
9/19	vs. Broncos	Courtland Sutton	9	159	17.7	55	0
9/26	vs. Cardinals	A.J. Green	5	112	22.4	36	0
9/26	vs. Cardinals	Christian Kirk	7	104	14.9	33	0
9/30	at Bengals	Tyler Boyd	9	118	13.1	33	0
10/17	vs. Dolphins	Mike Gesicki	8	115	14.4	32	0
10/31	at Seahawks	Tyler Lockett	12	142	11.8	28	0
			100-YARD RUSHERS				
DATE	OPPONENT	PLAYER	ATT.	YDS.	AVG.	LG	TD
10/10	vs. Titans	Derrick Henry	29	130	4.5	15	3
			300-YARD PASSERS				
DATE	OPPONENT	PLAYER	ATT.	YDS.	COMP.	LG	TD
9/19	vs. Broncos	Teddy Bridgewater	34	328	26	55	2
9/26	vs. Cardinals	Kyler Murray	34	316	28	36	0
9/30	at Bengals	Joe Burrow	32	348	25	44	2
10/17	vs. Dolphins	Tua Tagovailoa	47	329	33	32	2

TAKEAWAY/GIVEAWAY CHART

		FORCED TURNOVERS			TURNOVERS CONVERTED					OUTCOME
DATE	OPPONENT	FUM	INTS	TOTAL	TD	FG	PTS.	PTS. PCT.	TD PCT.	NET DIFF.
09/12	Jacksonville	0	0	0	0	0	0	0.0	0.0	-3
	at Houston	0	3	3	0	1	3	33.3	0.0	+3
09/19	Jacksonville	0	0	0	0	0	0	0.0	0.0	-2
	Denver	0	2	2	0	2	6	100.0	0.0	+2
09/26	Jacksonville	0	1	1	0	0	0	0.0	0.0	-3
	Arizona	2	2	4	1	0	7	25.0	100.0	+3
09/30	Jacksonville	0	0	0	0	0	0	0.0	0.0	0
	at Cincinnati	0	0	0	0	0	0	0.0	0.0	0
10/10	Jacksonville	0	0	0	0	0	0	0.0	0.0	-2
	Tennessee	1	1	2	1	0	7	50.0	100.0	+2
10/17	Jacksonville	0	1	1	0	0	0	0.0	0.0	0
	Miami	1	0	1	0	0	0	0.0	0.0	0
10/31	Jacksonville	0	0	0	0	0	0	0.0	0.0	-1
	at Seattle	0	1	1	1	0	7	100.0	100.0	+1
11/07	Buffalo	--	--	--	--	--	--	--	--	--
11/14	at Indianapolis	--	--	--	--	--	--	--	--	--
11/21	San Francisco	--	--	--	--	--	--	--	--	--
11/28	Atlanta	--	--	--	--	--	--	--	--	--
12/05	at L.A. Rams	--	--	--	--	--	--	--	--	--
12/12	at Tennessee	--	--	--	--	--	--	--	--	--
12/19	Houston	--	--	--	--	--	--	--	--	--
12/26	at N.Y. Jets	--	--	--	--	--	--	--	--	--
01/02	at New England	--	--	--	--	--	--	--	--	--
01/09	Indianapolis	--	--	--	--	--	--	--	--	--
	JAGUARS	**0**	**2**	**2**	**0**	**0**	**0**	**0.0**	**0.0**	**-11**
	OPPONENTS	**4**	**9**	**13**	**3**	**3**	**30**	**46.2**	**50.0**	**+11**

RED ZONE EFFICIENCY

JAGUARS																		
		Num				Miss			Blk/				Drive Ends				Score	
Date	Opponent	Drives	TD	PAT	2-Pt.	PAT	FG	FGA	MFG	INT	Fum	Dwns	Half	Game	Pts	TD%	Pct.	Pts/Poss
09/12	at Houston	1	1	1	0	0	0	0	0	0	0	0	0	0	7	100.0	100.0	7.0
09/19	Denver	0	0	0	0	0	0	0	0	0	0	0	0	0	0	0.0	0.0	0.0
09/26	Arizona	4	2	1	0	1	0	0	0	1	1	0	0	0	13	50.0	50.0	3.3
09/30	at Cincinnati	4	3	3	0	0	0	0	0	0	0	1	0	0	21	75.0	75.0	5.3
10/10	Tennessee	5	3	1	0	1	0	0	0	1	0	1	0	0	19	60.0	60.0	3.8
10/17	Miami	2	1	1	0	0	0	0	0	0	0	1	0	0	7	50.0	50.0	3.5
10/31	at Seattle	1	1	1	0	0	0	0	0	0	0	0	0	0	7	100.0	100.0	7.0
11/07	Buffalo	--	--	--	--	--	--	--	--	--	--	--	--	--	--	--	--	--
11/14	at Indianapolis	--	--	--	--	--	--	--	--	--	--	--	--	--	--	--	--	--
11/21	San Francisco	--	--	--	--	--	--	--	--	--	--	--	--	--	--	--	--	--
11/28	Atlanta	--	--	--	--	--	--	--	--	--	--	--	--	--	--	--	--	--
12/05	at L.A. Rams	--	--	--	--	--	--	--	--	--	--	--	--	--	--	--	--	--
12/12	at Tennessee	--	--	--	--	--	--	--	--	--	--	--	--	--	--	--	--	--
12/19	Houston	--	--	--	--	--	--	--	--	--	--	--	--	--	--	--	--	--
12/26	at N.Y. Jets	--	--	--	--	--	--	--	--	--	--	--	--	--	--	--	--	--
01/02	at New England	--	--	--	--	--	--	--	--	--	--	--	--	--	--	--	--	--
01/09	Indianapolis	--	--	--	--	--	--	--	--	--	--	--	--	--	--	--	--	--
	TOTALS	**17**	**11**	**8**	**0**	**2**	**0**	**0**	**0**	**2**	**1**	**3**	**0**	**0**	**74**	**64.7**	**64.7**	**4.4**

OPPONENT																		
		Num				Miss			Blk/				Drive Ends				Score	
Date	Opponent	Drives	TD	PAT	2-Pt.	PAT	FG	FGA	MFG	INT	Fum	Dwns	Half	Game	Pts	TD%	Pct.	Pts/Poss
09/12	at Houston	6	4	4	0	0	2	2	0	0	0	0	0	0	34	66.7	100.0	5.7
09/19	Denver	4	2	2	0	0	1	1	0	0	0	0	0	1	17	50.0	75.0	4.3
09/26	Arizona	4	3	3	0	0	1	1	0	0	0	0	0	0	24	75.0	100.0	6.0
09/30	at Cincinnati	2	1	1	0	0	1	1	0	0	0	0	0	0	10	50.0	100.0	5.0
10/10	Tennessee	5	4	3	0	1	1	1	0	0	0	0	0	0	30	80.0	100.0	6.0
10/17	Miami	4	2	2	0	0	2	2	0	0	0	0	0	0	20	50.0	100.0	5.0
10/31	at Seattle	4	3	3	0	0	1	1	0	0	0	0	0	0	24	75.0	100.0	6.0
11/07	Buffalo	--	--	--	--	--	--	--	--	--	--	--	--	--	--	--	--	--
11/14	at Indianapolis	--	--	--	--	--	--	--	--	--	--	--	--	--	--	--	--	--
11/21	San Francisco	--	--	--	--	--	--	--	--	--	--	--	--	--	--	--	--	--
11/28	Atlanta	--	--	--	--	--	--	--	--	--	--	--	--	--	--	--	--	--
12/05	at L.A. Rams	--	--	--	--	--	--	--	--	--	--	--	--	--	--	--	--	--
12/12	at Tennessee	--	--	--	--	--	--	--	--	--	--	--	--	--	--	--	--	--
12/19	Houston	--	--	--	--	--	--	--	--	--	--	--	--	--	--	--	--	--
12/26	at N.Y. Jets	--	--	--	--	--	--	--	--	--	--	--	--	--	--	--	--	--
01/02	at New England	--	--	--	--	--	--	--	--	--	--	--	--	--	--	--	--	--
01/09	Indianapolis	--	--	--	--	--	--	--	--	--	--	--	--	--	--	--	--	--
	TOTALS	**29**	**19**	**18**	**0**	**1**	**9**	**9**	**0**	**0**	**0**	**0**	**0**	**1**	**159**	**65.5**	**96.6**	**5.5**

GOAL TO GO SITUATIONS

JAGUARS																		
		Num				Miss			Blk/				Drive Ends				Score	
Date	Opponent	Drives	TD	PAT	2-Pt.	PAT	FG	FGA	MFG	INT	Fum	Dwns	Half	Game	Pts	TD%	Pct.	Pts/Poss
09/12	at Houston	1	1	1	0	0	0	0	0	0	0	0	0	0	7	100.0	100.0	7.0
09/19	Denver	0	0	0	0	0	0	0	0	0	0	0	0	0	0	0.0	0.0	0.0
09/26	Arizona	1	1	0	0	1	0	0	0	0	0	0	0	0	6	100.0	100.0	6.0
09/30	at Cincinnati	3	2	2	0	0	0	0	0	0	0	1	0	0	14	66.7	66.7	4.7
10/10	Tennessee	5	3	1	0	1	0	0	0	1	0	1	0	0	19	60.0	60.0	3.8
10/17	Miami	1	1	1	0	0	0	0	0	0	0	0	0	0	7	100.0	100.0	7.0
10/31	at Seattle	0	0	0	0	0	0	0	0	0	0	0	0	0	0	0.0	0.0	0.0
11/07	Buffalo	--	--	--	--	--	--	--	--	--	--	--	--	--	--	--	--	--
11/14	at Indianapolis	--	--	--	--	--	--	--	--	--	--	--	--	--	--	--	--	--
11/21	San Francisco	--	--	--	--	--	--	--	--	--	--	--	--	--	--	--	--	--
11/28	Atlanta	--	--	--	--	--	--	--	--	--	--	--	--	--	--	--	--	--
12/05	at L.A. Rams	--	--	--	--	--	--	--	--	--	--	--	--	--	--	--	--	--
12/12	at Tennessee	--	--	--	--	--	--	--	--	--	--	--	--	--	--	--	--	--
12/19	Houston	--	--	--	--	--	--	--	--	--	--	--	--	--	--	--	--	--
12/26	at N.Y. Jets	--	--	--	--	--	--	--	--	--	--	--	--	--	--	--	--	--
01/02	at New England	--	--	--	--	--	--	--	--	--	--	--	--	--	--	--	--	--
01/09	Indianapolis	--	--	--	--	--	--	--	--	--	--	--	--	--	--	--	--	--
	TOTALS	**11**	**8**	**5**	**0**	**2**	**0**	**0**	**0**	**1**	**0**	**2**	**0**	**0**	**53**	**72.7**	**72.7**	**4.8**

OPPONENT																		
		Num				Miss			Blk/				Drive Ends				Score	
Date	Opponent	Drives	TD	PAT	2-Pt.	PAT	FG	FGA	MFG	INT	Fum	Dwns	Half	Game	Pts	TD%	Pct.	Pts/Poss
09/12	at Houston	4	3	3	0	0	1	1	0	0	0	0	0	0	24	75.0	100.0	6.0
09/19	Denver	2	0	0	0	0	1	1	0	0	0	0	0	1	3	0.0	50.0	1.5
09/26	Arizona	3	3	3	0	0	0	0	0	0	0	0	0	0	21	100.0	100.0	7.0
09/30	at Cincinnati	1	1	1	0	0	0	0	0	0	0	0	0	0	7	100.0	100.0	7.0
10/10	Tennessee	3	3	2	0	1	0	0	0	0	0	0	0	0	20	100.0	100.0	6.7
10/17	Miami	4	2	2	0	0	2	2	0	0	0	0	0	0	20	50.0	100.0	5.0
10/31	at Seattle	3	2	2	0	0	1	1	0	0	0	0	0	0	17	66.7	100.0	5.7
11/07	Buffalo	--	--	--	--	--	--	--	--	--	--	--	--	--	--	--	--	--
11/14	at Indianapolis	--	--	--	--	--	--	--	--	--	--	--	--	--	--	--	--	--
11/21	San Francisco	--	--	--	--	--	--	--	--	--	--	--	--	--	--	--	--	--
11/28	Atlanta	--	--	--	--	--	--	--	--	--	--	--	--	--	--	--	--	--
12/05	at L.A. Rams	--	--	--	--	--	--	--	--	--	--	--	--	--	--	--	--	--
12/12	at Tennessee	--	--	--	--	--	--	--	--	--	--	--	--	--	--	--	--	--
12/19	Houston	--	--	--	--	--	--	--	--	--	--	--	--	--	--	--	--	--
12/26	at N.Y. Jets	--	--	--	--	--	--	--	--	--	--	--	--	--	--	--	--	--
01/02	at New England	--	--	--	--	--	--	--	--	--	--	--	--	--	--	--	--	--
01/09	Indianapolis	--	--	--	--	--	--	--	--	--	--	--	--	--	--	--	--	--
	TOTALS	**20**	**14**	**13**	**0**	**1**	**5**	**5**	**0**	**0**	**0**	**0**	**0**	**1**	**112**	**70.0**	**95.0**	**5.6**

DRIVE CHARTS

WEEK 1: JAGUARS 21, TEXANS 37 — SEPTEMBER 12, 2021

JAGUARS

#	RECD	LOST	POSS	OBTAINED	BEGAN	PLAYS	YDS	PEN	NET	1ST	ENDED	GIVEN UP
1	14:11	13:41	0:30	Punt	JAX 21	3	13	-5	8	0	JAX 29	Punt
2	06:39	04:39	2:00	Kickoff	JAX 25	5	48	-10	38	1	HOU 37	Missed FG
3	02:25	12:20	5:05	Kickoff	JAX 25	11	80	-5	75	5	HOU 22	Touchdown
4	08:07	04:42	3:25	Kickoff	JAX 25	6	35	-10	25	2	JAX 43	Interception
5	03:21	02:17	1:04	Punt	JAX 7	2	6	-5	1	0	JAX 8	Interception
6	00:59	00:37	0:22	Kickoff	JAX 25	3	0	0	0	0	JAX 25	Punt
7	00:08	00:00	0:08	Kickoff	JAX 25	1	-2	0	-2	0	JAX 25	End Half
8	15:00	13:39	1:21	Kickoff	JAX 25	3	5	0	5	0	JAX 30	Punt
9	09:47	08:08	1:39	Punt	JAX 11	3	8	0	8	0	JAX 19	Punt
10	03:24	01:48	1:36	Kickoff	JAX 25	4	60	15	75	3	HOU 41	Touchdown
11	00:15	14:49	0:26	Punt	JAX 21	3	7	0	7	0	JAX 28	Punt
12	11:56	09:39	2:17	Kickoff	JAX 25	8	38	0	38	2	HOU 37	Interception
13	07:41	05:23	2:18	Punt	JAX 24	5	7	0	7	1	JAX 31	Punt
14	02:50	00:05	2:45	Punt	JAX 15	12	90	-5	85	6	HOU 4	Touchdown

TEXANS

#	RECD	LOST	POSS	OBTAINED	BEGAN	PLAYS	YDS	PEN	NET	1ST	ENDED	GIVEN UP
1	15:00	14:11	0:49	Kickoff	HOU 25	3	6	0	6	0	HOU 31	Punt
2	13:41	06:39	7:02	Punt	HOU 16	14	84	0	84	5	JAX 1	Touchdown
3	04:39	02:25	2:14	Missed FG	HOU 45	5	55	0	55	3	JAX 7	Touchdown
4	12:20	08:07	4:13	Kickoff	HOU 24	9	59	-5	54	2	JAX 22	Field Goal
5	04:42	03:21	1:21	Interception	JAX 48	3	8	-5	3	0	JAX 45	Punt
6	02:17	00:59	1:18	Interception	JAX 7	5	7	-7	0	1	JAX 7	Field Goal
7	00:37	00:08	0:29	Punt	HOU 31	4	69	0	69	2	JAX 8	Touchdown
8	13:39	09:47	3:52	Punt	HOU 28	6	22	0	22	1	HOU 41	Punt
9	08:08	03:24	4:44	Punt	HOU 32	9	68	0	68	4	JAX 5	Touchdown
10	01:48	00:15	1:33	Kickoff	HOU 22	3	6	0	6	0	HOU 28	Punt
11	14:49	11:56	2:53	Punt	HOU 31	7	38	24	62	3	JAX 7	Field Goal
12	09:39	07:41	1:58	Interception	HOU 24	3	9	0	9	0	HOU 33	Punt
13	05:23	02:50	2:33	Punt	HOU 20	6	19	0	19	1	HOU 39	Punt
14	00:05	00:00	0:05	Kickoff	HOU 25	1	-1	0	-1	0	HOU 25	End Game

WEEK 2: JAGUARS 13, BRONCOS 23 — SEPTEMBER 19, 2021

JAGUARS

#	RECD	LOST	POSS	OBTAINED	BEGAN	PLAYS	YDS	PEN	NET	1ST	ENDED	GIVEN UP
1	15:00	09:21	5:39	Kickoff	JAX 17	11	83	0	83	4	DEN 25	Touchdown
2	00:26	14:43	0:43	Kickoff	JAX 25	3	-2	0	-2	0	JAX 23	Punt
3	11:35	08:34	3:01	Punt	JAX 28	6	2	36	38	1	DEN 34	Missed FG
4	07:25	05:56	1:29	Punt	JAX 14	3	7	0	7	0	JAX 21	Punt
5	01:54	00:19	1:35	Kickoff	JAX 25	12	40	5	45	3	DEN 30	Missed FG
6	12:35	10:30	2:05	Kickoff	JAX 25	3	0	0	0	0	JAX 25	Punt
7	06:44	04:23	2:21	Punt	JAX 17	4	18	5	23	1	JAX 40	Interception
8	01:04	00:01	1:03	Kickoff	JAX 25	3	6	-5	1	0	JAX 26	Punt
9	13:27	10:31	2:56	Punt	JAX 10	7	35	5	40	3	DEN 45	Interception
10	05:42	05:26	0:16	Kickoff	JAX 0	0	0	0	0	0	DEN 0	Touchdown

BRONCOS

#	RECD	LOST	POSS	OBTAINED	BEGAN	PLAYS	YDS	PEN	NET	1ST	ENDED	GIVEN UP
1	09:21	00:26	8:55	Kickoff	DEN 25	13	56	5	61	5	JAX 14	Field Goal
2	14:43	11:35	3:08	Punt	DEN 33	5	18	-5	13	1	DEN 46	Punt
3	08:34	07:25	1:09	Missed FG	DEN 42	3	1	0	1	0	DEN 43	Punt
4	05:56	01:54	4:02	Punt	DEN 20	8	80	0	80	4	JAX 12	Touchdown
5	00:19	00:00	0:19	Missed FG	DEN 38	4	39	0	39	1	DEN 47	End Half
6	15:00	12:35	2:25	Kickoff	DEN 25	4	75	0	75	2	JAX 14	Touchdown
7	10:30	06:44	3:46	Punt	DEN 19	5	21	-5	16	1	DEN 35	Punt
8	04:23	01:04	3:19	Interception	DEN 49	7	24	0	24	2	JAX 27	Field Goal
9	00:01	13:27	1:34	Punt	DEN 35	3	9	0	9	0	DEN 44	Punt
10	10:31	05:42	4:49	Interception	DEN 6	9	42	30	72	3	JAX 22	Field Goal
11	05:26	00:00	5:26	Kickoff	JAX 39	9	33	0	33	3	JAX 5	End Game

WEEK 3: JAGUARS 19, CARDINALS 31 — SEPTEMBER 26, 2021

JAGUARS

#	RECD	LOST	POSS	OBTAINED	BEGAN	PLAYS	YDS	PEN	NET	1ST	ENDED	GIVEN UP
1	15:00	13:24	1:36	Kickoff	JAX 25	3	7	0	7	0	JAX 32	Punt
2	11:57	10:04	1:53	Punt	JAX 23	3	5	0	5	0	JAX 28	Punt
3	06:42	03:25	3:17	Kickoff	JAX 25	7	30	0	30	2	ARI 45	Punt
4	01:05	12:18	3:47	Punt		7	33	0	33	2	ARI 17	Interception
5	09:04	07:44	1:20	Punt	JAX 21	3	9	0	9	0	JAX 30	Punt
6	03:22	00:21	3:01	Punt	JAX 26	9	79	-5	74	4	ARI 12	Touchdown
7	13:03	12:25	0:38	Interception	JAX 22	3	6	0	6	0	JAX 28	Punt
8	07:38	03:33	4:05	Kickoff	JAX 25	8	75	0	75	5	ARI 4	Touchdown
9	01:21	00:24	0:57	Kickoff	JAX 21	2	4	0	4	0	JAX 25	Interception
10	00:24	13:41	1:43	Kickoff	JAX 25	3	14	-10	4	0	JAX 29	Punt
11	06:49	04:11	2:38	Kickoff	JAX 25	8	36	15	51	4	ARI 24	Fumble
12	02:11	00:00	2:11	Punt	JAX 20	10	63	-10	53	3	ARI 16	Fumble

CARDINALS

#	RECD	LOST	POSS	OBTAINED	BEGAN	PLAYS	YDS	PEN	NET	1ST	ENDED	GIVEN UP
1	13:24	11:57	1:27	Punt	ARI 9	3	9	0	9	0	ARI 18	Punt
2	10:04	06:42	3:22	Punt	ARI 44	7	56	0	56	4	JAX 1	Touchdown
3	03:25	01:05	2:20	Punt	ARI 1	3	9	-5	4	0	ARI 5	Punt
4	12:18	09:04	3:14	Interception	ARI 14	5	28	-10	18	1	ARI 32	Punt
5	07:44	03:22	4:22	Punt	ARI 23	6	28	-10	18	2	ARI 41	Punt
6	00:21	00:00	0:21	Kickoff	ARI 25	4	25	0	25	2	ARI 38	Missed FG
7	15:00	13:03	1:57	Kickoff	ARI 25	5	17	15	32	2	JAX 43	Interception
8	12:25	07:38	4:47	Punt	ARI 16	12	68	0	68	3	JAX 16	Field Goal
9	03:33	01:21	2:12	Kickoff	ARI 25	5	75	0	75	4	JAX 4	Touchdown
10	13:41	06:49	6:52	Punt	ARI 35	11	65	0	65	4	JAX 1	Touchdown
11	04:11	02:11	2:00	Fumble	ARI 24	5	27	-10	17	1	ARI 41	Punt

WEEK 4: JAGUARS 21, BENGALS 24 — SEPTEMBER 30, 2021

JAGUARS

#	RECD	LOST	POSS	OBTAINED	BEGAN	PLAYS	YDS	PEN	NET	1ST	ENDED	GIVEN UP
1	15:00	10:49	4:11	Kickoff	JAX 25	7	24	0	24	2	JAX 49	Punt
2	05:21	01:28	3:53	Missed FG	JAX 33	8	67	0	67	6	CIN 6	Touchdown
3	00:29	14:10	1:19	Punt	JAX 27	3	8	-5	3	0	JAX 30	Punt
4	11:55	04:45	7:10	Punt	JAX 20	12	80	0	80	6	CIN 7	Touchdown
5	02:23	00:53	1:30	Punt	JAX 38	5	61	0	61	1	CIN 1	Downs
6	13:12	11:39	1:33	Kickoff	JAX 25	3	3	0	3	0	JAX 28	Punt
7	05:10	14:27	5:43	Kickoff	JAX 23	11	73	4	77	5	CIN 4	Touchdown
8	08:59	05:33	3:26	Kickoff	JAX 25	6	25	0	25	1	JAX 48	Punt

BENGALS

#	RECD	LOST	POSS	OBTAINED	BEGAN	PLAYS	YDS	PEN	NET	1ST	ENDED	GIVEN UP
1	10:49	05:21	5:28	Punt	CIN 9	9	76	-10	66	3	JAX 25	Missed FG
2	01:28	00:29	0:59	Kickoff	CIN 25	3	2	0	2	0	CIN 27	Punt
3	14:10	11:55	2:15	Punt	CIN 27	4	17	0	17	1	CIN 44	Punt
4	04:45	02:23	2:22	Kickoff	CIN 14	3	8	0	8	0	CIN 22	Punt
5	00:53	00:00	0:53	Downs	CIN 1	2	4	0	4	0	CIN 1	End Half
6	15:00	13:12	1:48	Kickoff	CIN 31	4	69	0	69	2	JAX 22	Touchdown
7	11:39	05:10	6:29	Punt	CIN 14	12	86	0	86	6	JAX 1	Touchdown
8	14:27	08:59	5:28	Kickoff	CIN 25	10	75	0	75	4	JAX 31	Touchdown
9	05:33	00:00	5:33	Punt	CIN 10	10	83	-10	73	5	JAX 17	Field Goal

DRIVE CHARTS

WEEK 5: JAGUARS 19, TITANS 37 — OCTOBER 10, 2021

JAGUARS

#	RECD	LOST	POSS	OBTAINED	BEGAN	PLAYS	YDS	PEN	NET	1ST	ENDED	GIVEN UP
1	15:00	14:00	1:00	Kickoff	JAX 25	3	5	0	5	0	JAX 25	Fumble
2	14:00	11:21	2:39	Kickoff	JAX 25	5	75	0	75	3	TEN 1	Touchdown
3	08:05	04:46	3:19	Punt	JAX 18	4	24	-5	19	1	JAX 37	Punt
4	14:56	09:55	5:01	Kickoff	JAX 30	9	70	0	70	3	TEN 1	Touchdown
5	05:49	02:22	3:27	Kickoff	JAX 24	8	42	0	42	3	TEN 34	Missed FG
6	00:31	00:00	0:31	Kickoff	JAX 24	4	25	0	25	1	JAX 40	End Half
7	09:48	07:56	1:52	Kickoff	JAX 18	3	-4	0	-4	0	JAX 14	Punt
8	03:36	13:50	4:46	Punt	JAX 20	10	65	15	80	7	TEN 4	Touchdown
9	12:21	10:20	2:01	Punt	JAX 30	7	62	4	66	2	TEN 1	Downs
10	05:56	03:56	2:00	Punt	JAX 33	4	21	-15	6	0	JAX 39	Downs
11	01:54	00:00	1:54	Kickoff	JAX 25	10	69	0	69	4	TEN 6	Interception

TITANS

#	RECD	LOST	POSS	OBTAINED	BEGAN	PLAYS	YDS	PEN	NET	1ST	ENDED	GIVEN UP
1	11:21	08:05	3:16	Kickoff	TEN 25	5	28	-10	18	1	TEN 43	Punt
2	04:46	14:56	4:50	Punt	TEN 21	11	71	8	79	5	JAX 1	Touchdown
3	09:55	05:49	4:06	Kickoff	TEN 25	8	75	0	75	5	JAX 14	Touchdown
4	02:22	00:31	1:51	Missed FG	TEN 43	7	41	0	41	2	JAX 16	Field Goal
5	15:00	09:48	5:12	Kickoff	TEN 25	11	75	0	75	5	JAX 9	Touchdown
6	07:56	03:36	4:20	Punt	TEN 48	7	7	0	7	1	JAX 45	Punt
7	13:50	12:21	1:29	Kickoff	TEN 25	3	1	0	1	0	TEN 26	Punt
8	10:20	05:56	4:24	Downs	TEN 4	5	31	-10	21	1	TEN 25	Punt
9	03:56	01:54	2:02	Downs	JAX 39	5	39	0	39	3	JAX 10	Touchdown

WEEK 6: JAGUARS 23, DOLPHINS 20 — OCTOBER 17, 2021

JAGUARS

#	RECD	LOST	POSS	OBTAINED	BEGAN	PLAYS	YDS	PEN	NET	1ST	ENDED	GIVEN UP
1	07:45	03:49	3:56	Kickoff	JAX 22	8	56	0	56	2	MIA 22	Field Goal
2	14:15	12:39	1:36	Kickoff	JAX 25	3	7	-12	-5	0	JAX 20	Punt
3	10:33	08:49	1:44	Punt	JAX 13	3	3	-5	-2	0	JAX 11	Punt
4	05:38	02:05	3:33	Kickoff	JAX 25	8	54	-19	35	2	MIA 40	Punt
5	01:45	00:40	1:05	Punt	MIA 49	6	49	0	49	3	MIA 28	Touchdown
6	15:00	12:29	2:31	Kickoff	JAX 25	5	65	10	75	5	MIA 1	Touchdown
7	06:01	01:18	4:43	Punt	JAX 18	8	48	0	48	4	MIA 31	Fumble
8	01:07	14:15	1:52	Interception	MIA 39	5	30	0	30	1	MIA 9	Downs
9	10:22	08:43	1:39	Kickoff	JAX 13	5	24	-5	19	1	JAX 32	Punt
10	06:39	03:40	2:59	Punt	JAX 20	9	44	0	44	2	MIA 36	Field Goal
11	01:42	00:00	1:42	Downs	MIA 46	5	16	-5	11	1	MIA 35	Field Goal

DOLPHINS

#	RECD	LOST	POSS	OBTAINED	BEGAN	PLAYS	YDS	PEN	NET	1ST	ENDED	GIVEN UP
1	15:00	07:45	7:15	Kickoff	MIA 25	13	85	-10	75	6	JAX 6	Touchdown
2	03:49	14:15	4:34	Kickoff	MIA 19	9	76	-10	66	3	JAX 15	Field Goal
3	12:39	10:33	2:06	Punt	MIA 35	4	22	0	22	1	JAX 43	Punt
4	08:49	05:38	3:11	Punt	JAX 38	8	32	0	32	1	JAX 6	Field Goal
5	02:05	01:45	0:20	Punt	MIA 3	3	9	0	9	0	MIA 12	Punt
6	00:40	00:00	0:40	Kickoff	MIA 25	6	35	0	35	2	JAX 40	Missed FG
7	12:29	06:01	6:28	Kickoff	MIA 23	9	42	-15	27	2	MIA 44	Punt
8	01:18	01:07	0:11	Fumble	MIA 34	1	0	0	0	0	MIA 34	Interception
9	14:15	10:22	3:53	Downs	MIA 9	7	88	3	91	6	JAX 2	Touchdown
10	08:43	06:39	2:04	Punt	MIA 25	4	21	-5	16	1	MIA 41	Punt
11	03:40	01:42	1:58	Kickoff	MIA 25	7	21	0	21	1	MIA 46	Downs

WEEK 8: JAGUARS 7, SEAHAWKS 31 — OCTOBER 31, 2021

JAGUARS

#	RECD	LOST	POSS	OBTAINED	BEGAN	PLAYS	YDS	PEN	NET	1ST	ENDED	GIVEN UP
1	15:00	09:28	5:32	Kickoff	JAX 25	9	26	0	26	3	SEA 49	Punt
2	04:19	02:45	1:34	Kickoff	JAX 16	3	8	0	8	0	JAX 24	Punt
3	00:46	13:30	2:16	Punt	JAX 19	4	36	-5	31	2	JAX 40	Interception
4	09:24	06:06	3:18	Kickoff	JAX 31	8	30	0	30	2	SEA 39	Downs
5	00:06	00:00	0:06	Kickoff	JAX 39	1	-1	0	-1	0	JAX 39	End Half
6	13:19	11:51	1:28	Punt	SEA 45	4	7	0	7	0	SEA 38	Downs
7	08:09	06:57	1:12	Kickoff	JAX 8	3	8	0	8	0	JAX 16	Punt
8	04:41	14:08	5:33	Punt	JAX 12	11	45	-5	40	3	SEA 48	Downs
9	12:15	08:13	4:02	Punt	JAX 9	8	29	-10	19	2	JAX 28	Punt
10	06:34	01:49	4:45	Punt	JAX 20	16	80	0	80	6	SEA 9	Touchdown
11	01:43	00:00	1:43	Kickoff	JAX 9	7	41	0	41	2	JAX 42	End Game

SEAHAWKS

#	RECD	LOST	POSS	OBTAINED	BEGAN	PLAYS	YDS	PEN	NET	1ST	ENDED	GIVEN UP
1	09:28	04:19	5:09	Punt	SEA 20	10	65	15	80	5	JAX 1	Touchdown
2	02:45	00:46	1:59	Punt	SEA 25	3	8	0	8	0	SEA 33	Punt
3	13:30	09:24	4:06	Interception	SEA 27	8	63	10	73	5	JAX 16	Touchdown
4	06:06	00:06	6:00	Downs	SEA 40	12	30	17	47	3	JAX 13	Field Goal
5	15:00	13:19	1:41	Kickoff	SEA 23	3	-9	0	-9	0	SEA 14	Punt
6	11:51	08:09	3:42	Downs	SEA 38	8	62	0	62	4	JAX 5	Touchdown
7	06:57	04:41	2:16	Punt	JAX 45	3	4	-5	-1	0	JAX 46	Punt
8	14:08	12:15	1:53	Downs	SEA 48	3	12	-10	2	0	SEA 47	Punt
9	08:13	06:34	1:39	Punt	SEA 31	3	-6	0	-6	0	SEA 25	Punt
10	01:49	01:43	0:06	Kickoff	JAX 9	0	0	0	0	0	JAX 9	Touchdown

INDIVIDUAL GAME-BY-GAME STATS: RUSHING

RUSHING:		JAMES ROBINSON					CARLOS HYDE					TREVOR LAWRENCE				
DATE	OPP.	NO.	YDS	AVG	LG	TD	NO.	YDS	AVG	LG	TD	NO.	YDS	AVG	LG	TD
09/12	at Houston	5	25	5.0	7	0	9	44	4.9	13	0	1	-2	-2.0	-2	0
09/19	Denver	11	47	4.3	12	0	2	7	3.5	6	0	2	21	10.5	11	0
09/26	Arizona	15	88	5.9	21	1	8	44	5.5	18	0	6	27	4.5	10	0
09/30	at Cincinnati	18	78	4.3	20	2	*INACTIVE*					8	36	4.5	11	1
10/10	Tennessee	18	149	8.3	58	1	5	13	2.6	7	0	7	28	4.0	8	1
10/17	Miami	17	73	4.3	24	1	0	0	0.0	--	0	2	11	5.5	12	0
10/31	at Seattle	4	22	5.5	14	0	9	32	3.6	7	0	3	11	3.7	8	0
11/07	Buffalo															
11/14	at Indianapolis															
11/21	San Francisco															
11/28	Atlanta															
12/05	at L.A. Rams															
12/12	at Tennessee															
12/19	Houston															
12/26	at N.Y. Jets															
01/02	at New England															
01/09	Indianapolis															
TOTALS		88	482	5.5	58	5	33	140	4.2	18	0	29	132	4.6	12	2

RUSHING:		LAVISKA SHENAULT JR.					JAMAL AGNEW					DARE OGUNBOWALE				
DATE	OPP.	NO.	YDS	AVG	LG	TD	NO.	YDS	AVG	LG	TD	NO.	YDS	AVG	LG	TD
09/12	at Houston	1	9	9.0	9	0	0	0	0.0	--	0	0	0	0.0	--	0
09/19	Denver	1	0	0.0	--	0	0	0	0.0	--	0	0	0	0.0	--	0
09/26	Arizona	0	0	0.0	--	0	0	0	0.0	--	0	0	0	0.0	--	0
09/30	at Cincinnati	1	11	11.0	11	0	1	11	11.0	11	0	2	3	1.5	2	0
10/10	Tennessee	0	0	0.0	--	0	1	8	8.0	8	0	0	0	0.0	--	0
10/17	Miami	0	0	0.0	--	0	0	0	0.0	--	0	0	0	0.0	--	0
10/31	at Seattle	1	8	8.0	8	0	0	0	0.0	--	0	2	9	4.5	5	0
11/07	Buffalo															
11/14	at Indianapolis															
11/21	San Francisco															
11/28	Atlanta															
12/05	at L.A. Rams															
12/12	at Tennessee															
12/19	Houston															
12/26	at N.Y. Jets															
01/02	at New England															
01/09	Indianapolis															
TOTALS		4	28	7.0	11	0	2	19	9.5	11	0	4	12	3.0	5	0

INDIVIDUAL GAME-BY-GAME STATS: RECEIVING

RECEIVING:		MARVIN JONES JR.					LAVISKA SHENAULT JR.					DAN ARNOLD				
DATE	OPP.	NO.	YDS	AVG	LG	TD	NO.	YDS	AVG	LG	TD	NO.	YDS	AVG	LG	TD
09/12	at Houston	5	77	15.4	33	1	7	50	7.1	14	0	*Panthers*				
09/19	Denver	6	55	9.2	25t	1	2	-3	-1.5	5	0	*Panthers*				
09/26	Arizona	6	62	10.3	14	0	4	48	12.0	20	0	*Panthers*				
09/30	at Cincinnati	3	24	8.0	10	0	6	99	16.5	52	0	2	29	14.5	17	0
10/10	Tennessee	1	25	25.0	25	0	1	58	58.0	58	0	6	64	10.7	18	0
10/17	Miami	7	100	14.3	28t	1	6	54	9.0	12	0	2	27	13.5	19	0
10/31	at Seattle	5	35	7.0	13	0	2	13	6.5	7	0	8	68	8.5	11	0
11/07	Buffalo															
11/14	at Indianapolis															
11/21	San Francisco															
11/28	Atlanta															
12/05	at L.A. Rams															
12/12	at Tennessee															
12/19	Houston															
12/26	at N.Y. Jets															
01/02	at New England															
01/09	Indianapolis															
TOTALS		**33**	**378**	**11.5**	**33**	**3**	**28**	**319**	**11.4**	**58**	**0**	**18**	**188**	**10.4**	**19**	**0**

RECEIVING:		JAMAL AGNEW					DJ CHARK JR.					JAMES ROBINSON				
DATE	OPP.	NO.	YDS	AVG	LG	TD	NO.	YDS	AVG	LG	TD	NO.	YDS	AVG	LG	TD
09/12	at Houston	0	0	0.0	--	0	3	86	28.7	41t	1	3	29	9.7	15	0
09/19	Denver	0	0	0.0	--	0	1	19	19.0	19	0	3	17	5.7	13	0
09/26	Arizona	0	0	0.0	--	0	3	49	16.3	25	1	6	46	7.7	13	0
09/30	at Cincinnati	1	27	27.0	27	0	0	0	0.0	--	0	1	-2	-2.0	-2	0
10/10	Tennessee	6	41	6.8	8	0	*INJURED RESERVE*					1	-2	-2.0	-2	0
10/17	Miami	5	78	15.6	29	0	*INJURED RESERVE*					3	28	9.3	11	0
10/31	at Seattle	6	38	6.3	9t	1	*INJURED RESERVE*					1	17	17.0	17	0
11/07	Buffalo															
11/14	at Indianapolis															
11/21	San Francisco															
11/28	Atlanta															
12/05	at L.A. Rams															
12/12	at Tennessee															
12/19	Houston															
12/26	at N.Y. Jets															
01/02	at New England															
01/09	Indianapolis															
TOTALS		**18**	**184**	**10.2**	**29**	**1**	**7**	**154**	**22.0**	**41T**	**2**	**18**	**133**	**7.4**	**17**	**0**

RECEIVING:		JAMES O'SHAUGHNESSY					TAVON AUSTIN					CARLOS HYDE				
DATE	OPP.	NO.	YDS	AVG	LG	TD	NO.	YDS	AVG	LG	TD	NO.	YDS	AVG	LG	TD
09/12	at Houston	6	48	8.0	22	0	*INJURED RESERVE*					2	14	7.0	9	0
09/19	Denver	1	24	24.0	24	0	*INJURED RESERVE*					0	0	0.0	--	0
09/26	Arizona	*INJURED RESERVE*					*INJURED RESERVE*					0	0	0.0	--	0
09/30	at Cincinnati	*INJURED RESERVE*					1	8	8.0	8	0	*INACTIVE*				
10/10	Tennessee	*INJURED RESERVE*					5	54	10.8	22	0	0	0	0.0	--	0
10/17	Miami	*INJURED RESERVE*					0	0	0.0	--	0	0	0	0.0	--	0
10/31	at Seattle	*INJURED RESERVE*					1	5	5.0	5	0	6	40	6.7	9	0
11/07	Buffalo															
11/14	at Indianapolis															
11/21	San Francisco															
11/28	Atlanta															
12/05	at L.A. Rams															
12/12	at Tennessee															
12/19	Houston															
12/26	at N.Y. Jets															
01/02	at New England															
01/09	Indianapolis															
TOTALS		**7**	**72**	**10.3**	**24**	**0**	**7**	**67**	**9.6**	**22**	**0**	**8**	**54**	**6.8**	**9**	**0**

INDIVIDUAL GAME-BY-GAME STATS: RECEIVING

RECEIVING:		LUKE FARRELL					CHRIS MANHERTZ					DARE OGUNBOWALE				
DATE	OPP.	NO.	YDS	AVG	LG	TD	NO.	YDS	AVG	LG	TD	NO.	YDS	AVG	LG	TD
09/12	at Houston	0	0	0.0	--	0	1	22	22.0	22t	1	0	0	0.0	--	0
09/19	Denver	1	6	6.0	6	0	0	0	0.0	--	0	0	0	0.0	--	0
09/26	Arizona	1	-1	-1.0	-1	0	0	0	0.0	--	0	0	0	0.0	--	0
09/30	at Cincinnati	1	7	7.0	7	0	1	7	7.0	7	0	0	0	0.0	--	0
10/10	Tennessee	1	13	13.0	13	0	0	0	0.0	--	0	1	19	19.0	19	0
10/17	Miami	1	21	21.0	21	0	1	11	11.0	11	0	0	0	0.0	--	0
10/31	at Seattle	1	3	3.0	3	0	0	0	0.0	--	0	1	9	9.0	9	0
11/07	Buffalo															
11/14	at Indianapolis															
11/21	San Francisco															
11/28	Atlanta															
12/05	at L.A. Rams															
12/12	at Tennessee															
12/19	Houston															
12/26	at N.Y. Jets															
01/02	at New England															
01/09	Indianapolis															
TOTALS		6	49	8.2	21	0	3	40	13.3	22T	1	2	28	14.0	19	0

RECEIVING:		JACOB HOLLISTER					TYRON JOHNSON				
DATE	OPP.	NO.	YDS	AVG	LG	TD	NO.	YDS	AVG	LG	TD
09/12	at Houston	*INACTIVE*					1	6	6.0	6	0
09/19	Denver	*INACTIVE*					0	0	0.0	--	0
09/26	Arizona	2	15	7.5	9	0	0	0	0.0	--	0
09/30	at Cincinnati	1	5	5.0	5	0	0	0	0.0	--	0
10/10	Tennessee	1	1	1.0	1t	1	*DID NOT PLAY (NON-INJURY)*				
10/17	Miami	0	0	0.0	--	0	*INACTIVE*				
10/31	at Seattle	*INACTIVE*					1	10	10.0	10	0
11/07	Buffalo										
11/14	at Indianapolis										
11/21	San Francisco										
11/28	Atlanta										
12/05	at L.A. Rams										
12/12	at Tennessee										
12/19	Houston										
12/26	at N.Y. Jets										
01/02	at New England										
01/09	Indianapolis										
TOTALS		4	21	5.3	9	1	2	16	8.0	10	0

INDIVIDUAL GAME-BY-GAME STATS: DEFENSIVE

		RAYSHAWN JENKINS												DAMIEN WILSON												ANDREW WINGARD											
DATE	OPP.	S	A	TK	TFL	TFLY	SK	SKY	INT	FR	FF	PR	PD	S	A	TK	TFL	TFL Y	SK	SKY	INT	FR	FF	PR	PD	S	A	TK	TFL	TFLY	SK	SKY	INT	FR	FF	PR	PD
09/12	at Houston	6	0	6	1	0	0.0	0.0	0	0	0	1	1	1	6	7	0	0	0.0	0.0	0	0	0	0	0	4	1	5	0	0	0.0	0.0	0	0	0	0	0
09/19	Denver	6	0	6	0	0	0.0	0.0	0	0	0	0	1	2	3	5	0	0	0.0	0.0	0	0	0	0	0	5	3	8	1	1	1.0	1.0	0	0	0	1	0
09/26	Arizona	2	0	2	0	0	0.0	0.0	0	0	0	0	0	6	3	9	0	0	0.0	0.0	0	0	0	0	0	4	3	7	0	0	0.0	0.0	1	0	0	0	1
09/30	at Cincinnati	3	4	7	0	0	0.0	0.0	0	0	0	0	0	3	3	6	0	0	0.0	0.0	0	0	0	0	0	4	2	6	0	0	0.0	0.0	0	0	0	0	0
10/10	Tennessee	4	1	5	0	0	0.0	0.0	0	0	0	0	0	4	2	6	1	1	0.0	0.0	0	0	0	0	0	5	0	5	0	0	0.0	0.0	0	0	0	0	0
10/17	Miami	6	3	9	0	0	0.0	0.0	0	0	0	0	1	9	3	12	0	0	0.0	0.0	0	0	0	0	0	5	2	7	1	1	0.0	0.0	0	0	0	0	0
10/31	at Seattle	4	2	6	0	0	0.0	0.0	0	0	0	0	0	4	4	8	0	0	0.0	0.0	0	0	0	0	0	0	2	2	0	0	0.0	0.0	0	0	0	0	0
11/07	Buffalo																																				
11/14	at Indianapolis																																				
11/21	San Francisco																																				
11/28	Atlanta																																				
12/05	at L.A. Rams																																				
12/12	at Tennessee																																				
12/19	Houston																																				
12/26	at N.Y. Jets																																				
01/02	at New England																																				
01/09	Indianapolis																																				
TOTALS		**31**	**10**	**41**	**1**	**0**	**0.0**	**0.0**	**0**	**0**	**0**	**1**	**3**	**29**	**24**	**53**	**1**	**1**	**0.0**	**0.0**	**0**	**0**	**0**	**0**	**0**	**27**	**13**	**40**	**2**	**2**	**1.0**	**1.0**	**1**	**0**	**0**	**1**	**1**

		MYLES JACK												SHAQUILL GRIFFIN												JOSH ALLEN											
DATE	OPP.	S	A	TK	TFL	TFLY	SK	SKY	INT	FR	FF	PR	PD	S	A	TK	TFL	TFLY	SK	SKY	INT	FR	FF	PR	PD	S	A	TK	TFL	TFLY	SK	SKY	INT	FR	FF	PR	PD
09/12	at Houston	6	3	9	1	4	0.0	0.0	0	0	0	0	0	3	1	4	0	0	0.0	0.0	0	0	0	0	1	3	2	5	1	2	1.0	2.0	0	0	0	2	0
09/19	Denver	3	3	6	0	0	0.0	0.0	0	0	0	0	0	3	2	5	0	0	0.0	0.0	0	0	0	0	1	1	2	3	1	16	1.0	16.0	0	0	0	1	0
09/26	Arizona	6	4	10	0	0	0.0	0.0	0	0	0	0	0	5	1	6	0	0	0.0	0.0	0	0	0	0	0	0	1	1	0	0	0.0	0.0	0	0	0	0	0
09/30	at Cincinnati	2	5	7	0	0	0.0	0.0	0	0	0	0	0	4	0	4	0	0	0.0	0.0	0	0	0	0	1	1	1	2	0	0	0.0	0.0	0	0	0	0	1
10/10	Tennessee	2	2	4	0	0	0.0	0.0	0	0	0	0	0	2	1	3	0	0	0.0	0.0	0	0	0	0	1	5	2	7	0	0	0.5	0.0	0	0	0	2	1
10/17	Miami						*INACTIVE*							4	0	4	0	0	0.0	0.0	0	0	0	0	0	4	3	7	0	0	0.0	0.0	0	0	0	1	1
10/31	at Seattle	4	5	9	1	0	0.0	0.0	0	0	0	0	0	1	2	3	0	0	0.0	0.0	0	0	0	0	0	5	1	6	4	31	2.0	24.0	0	0	0	2	0
11/07	Buffalo																																				
11/14	at Indianapolis																																				
11/21	San Francisco																																				
11/28	Atlanta																																				
12/05	at L.A. Rams																																				
12/12	at Tennessee																																				
12/19	Houston																																				
12/26	at N.Y. Jets																																				
01/02	at New England																																				
01/09	Indianapolis																																				
TOTALS		**23**	**22**	**45**	**2**	**4**	**0.0**	**0.0**	**0**	**0**	**0**	**0**	**0**	**22**	**7**	**29**	**0**	**0**	**0.0**	**0.0**	**0**	**0**	**0**	**0**	**4**	**19**	**12**	**31**	**6**	**49**	**4.5**	**42.0**	**0**	**0**	**0**	**8**	**3**

		TYSON CAMPBELL												RUDY FORD												MALCOM BROWN											
DATE	OPP.	S	A	TK	TFL	TFL Y	SK	SKY	INT	FR	FF	PR	PD	S	A	TK	TFL	TFLY	SK	SKY	INT	FR	FF	PR	PD	S	A	TK	TFL	TFLY	SK	SKY	INT	FR	FF	PR	PD
09/12	at Houston	2	0	2	0	0	0.0	0.0	0	0	0	0	0	2	1	3	0	0	0.0	0.0	0	0	0	0	0	4	3	7	0	0	0.0	0.0	0	0	0	0	0
09/19	Denver	2	1	3	0	0	0.0	0.0	0	0	0	0	1	3	0	3	0	0	0.0	0.0	0	0	0	0	0	0	1	1	0	0	0.0	0.0	0	0	0	1	0
09/26	Arizona	6	2	8	0	0	0.0	0.0	0	0	0	0	1	3	0	3	0	0	0.0	0.0	0	0	0	0	0	1	1	2	0	0	0.0	0.0	0	0	0	0	0
09/30	at Cincinnati	4	5	9	1	2	0.0	0.0	0	0	0	0	0	0	1	1	0	0	0.0	0.0	0	0	0	0	0	1	3	4	0	0	0.0	0.0	0	0	0	0	0
10/10	Tennessee						*INACTIVE*							0	0	0	0	0	0.0	0.0	0	0	0	0	0	2	0	2	0	0	0.0	0.0	0	0	0	0	0
10/17	Miami						*INACTIVE*							3	0	3	0	0	0.0	0.0	0	0	0	0	0	1	2	3	0	0	0.0	0.0	0	0	0	0	0
10/31	at Seattle	3	1	4	0	0	0.0	0.0	0	0	0	0	1	3	2	5	0	0	0.0	0.0	0	0	0	0	0	3	2	5	0	0	0.0	0.0	0	0	0	0	0
11/07	Buffalo																																				
11/14	at Indianapolis																																				
11/21	San Francisco																																				
11/28	Atlanta																																				
12/05	at L.A. Rams																																				
12/12	at Tennessee																																				
12/19	Houston																																				
12/26	at N.Y. Jets																																				
01/02	at New England																																				
01/09	Indianapolis																																				
TOTALS		**17**	**9**	**26**	**1**	**2**	**0.0**	**0.0**	**0**	**0**	**0**	**0**	**3**	**14**	**4**	**18**	**0**	**0**	**0.0**	**0.0**	**0**	**0**	**0**	**0**	**0**	**12**	**12**	**24**	**0**	**0**	**0.0**	**0.0**	**0**	**0**	**0**	**1**	**0**

INDIVIDUAL GAME-BY-GAME STATS: DEFENSIVE

		TRE HERNDON												DAVON HAMILTON												K'LAVON CHAISSON											
DATE	OPP.	S	A	TK	TFL	TFLY	SK	SKY	INT	FR	FF	PR	PD	S	A	TK	TFL	TFLY	SK	SKY	INT	FR	FF	PR	PD	S	A	TK	TFL	TFLY	SK	SKY	INT	FR	FF	PR	PD
09/12	at Houston	INACTIVE												0	4	4	0	0	0.0	0.0	0	0	0	0	0	1	1	2	0	0	0.0	0.0	0	0	0	0	0
09/19	Denver	INACTIVE												3	2	5	0	0	0.0	0.0	0	0	0	0	0	1	2	3	0	0	0.0	0.0	0	0	0	0	0
09/26	Arizona	INACTIVE												0	1	1	0	0	0.0	0.0	0	0	0	0	0	2	1	3	0	0	0.0	0.0	0	0	0	0	0
09/30	at Cincinnati	5	0	5	0	0	0.0	0.0	0	0	0	0	0	2	1	3	0	0	0.0	0.0	0	0	0	0	0	1	0	1	0	0	0.0	0.0	0	0	0	1	0
10/10	Tennessee	2	1	3	0	0	0.0	0.0	0	0	0	0	0	4	3	7	0	0	0.0	0.0	0	0	0	0	1	3	3	6	2	4	1.0	2.0	0	0	0	3	0
10/17	Miami	3	2	5	1	0	0.0	0.0	0	0	0	0	0	0	0	0	0	0	0.0	0.0	0	0	0	0	0	0	0	0	0	0	0.0	0.0	0	0	0	0	0
10/31	at Seattle	0	0	0	0	0	0.0	0.0	0	0	0	0	0	0	1	1	0	0	0.0	0.0	0	0	0	0	0	0	2	2	0	0	0.0	0.0	0	0	0	0	0
11/07	Buffalo																																				
11/14	at Indianapolis																																				
11/21	San Francisco																																				
11/28	Atlanta																																				
12/05	at L.A. Rams																																				
12/12	at Tennessee																																				
12/19	Houston																																				
12/26	at N.Y. Jets																																				
01/02	at New England																																				
01/09	Indianapolis																																				
TOTALS		**10**	**3**	**13**	**1**	**0**	**0.0**	**0.0**	**0**	**0**	**0**	**0**	**0**	**9**	**12**	**21**	**0**	**0**	**0.0**	**0.0**	**0**	**0**	**0**	**0**	**1**	**8**	**9**	**17**	**2**	**4**	**1.0**	**2.0**	**0**	**0**	**0**	**4**	**0**

		ADAM GOTSIS												DAWUANE SMOOT												CJ HENDERSON											
DATE	OPP.	S	A	TK	TFL	TFLY	SK	SKY	INT	FR	FF	PR	PD	S	A	TK	TFL	TFLY	SK	SKY	INT	FR	FF	PR	PD	S	A	TK	TFL	TFLY	SK	SKY	INT	FR	FF	PR	PD
09/12	at Houston	INACTIVE												0	0	0	0	0	0.0	0.0	0	0	0	0	0	3	1	4	0	0	0.0	0.0	0	0	0	0	0
09/19	Denver	2	0	2	1	9	1.0	9.0	0	0	0	2	0	0	1	1	0	0	0.0	0.0	0	0	0	2	0	3	1	4	1	0	0.0	0.0	0	0	0	0	0
09/26	Arizona	2	2	4	1	3	0.0	0.0	0	0	0	0	0	2	0	2	0	0	0.0	0.0	0	0	0	0	1	INACTIVE											
09/30	at Cincinnati	2	1	3	1	6	1.0	6.0	0	0	0	1	0	0	0	0	0	0	0.0	0.0	0	0	0	1	0	NOT ON ROSTER											
10/10	Tennessee	1	0	1	0	0	0.0	0.0	0	0	0	0	0	2	1	3	1	11	1.5	11.0	0	0	0	3	0	NOT ON ROSTER											
10/17	Miami	0	0	0	0	0	0.0	0.0	0	0	0	0	0	0	2	2	0	0	0.0	0.0	0	0	0	1	0	NOT ON ROSTER											
10/31	at Seattle	0	0	0	0	0	0.0	0.0	0	0	0	0	0	2	1	3	2	13	1.0	11.0	0	0	0	1	0	NOT ON ROSTER											
11/07	Buffalo																																				
11/14	at Indianapolis																																				
11/21	San Francisco																																				
11/28	Atlanta																																				
12/05	at L.A. Rams																																				
12/12	at Tennessee																																				
12/19	Houston																																				
12/26	at N.Y. Jets																																				
01/02	at New England																																				
01/09	Indianapolis																																				
TOTALS		**7**	**3**	**10**	**3**	**18**	**2.0**	**15.0**	**0**	**0**	**0**	**3**	**0**	**6**	**5**	**11**	**3**	**24**	**2.5**	**22.0**	**0**	**0**	**0**	**8**	**1**	**6**	**2**	**8**	**1**	**0**	**0.0**	**0.0**	**0**	**0**	**0**	**0**	**0**

		CHRIS CLAYBROOKS												JIHAD WARD												TAVEN BRYAN											
DATE	OPP.	S	A	TK	TFL	TFL Y	SK	SKY	INT	FR	FF	PR	PD	S	A	TK	TFL	TFLY	SK	SKY	INT	FR	FF	PR	PD	S	A	TK	TFL	TFL Y	SK	SKY	INT	FR	FF	PR	PD
09/12	at Houston	0	1	1	0	0	0.0	0.0	0	0	0	0	0	2	2	4	0	0	0.0	0.0	0	0	0	1	0	2	0	2	0	0	0.0	0.0	0	0	0	1	0
09/19	Denver	2	2	4	0	0	0.0	0.0	0	0	0	0	0	0	2	2	0	0	0.0	0.0	0	0	0	1	0	0	2	2	0	0	0.0	0.0	0	0	0	0	0
09/26	Arizona	1	3	4	0	0	0.0	0.0	0	0	0	0	0	1	1	2	1	2	0.0	0.0	0	0	0	1	0	2	0	2	1	1	0.0	0.0	0	0	0	0	0
09/30	at Cincinnati	0	0	0	0	0	0.0	0.0	0	0	0	0	0	1	1	2	0	0	0.0	0.0	0	0	0	0	0	0	0	0	0	0	0.0	0.0	0	0	0	0	0
10/10	Tennessee	2	0	2	0	0	0.0	0.0	0	0	0	0	0	1	2	3	0	0	0.0	0.0	0	0	0	0	0	0	0	0	0	0	0.0	0.0	0	0	0	0	0
10/17	Miami	0	0	0	0	0	0.0	0.0	0	0	0	0	0	0	1	1	0	0	0.0	0.0	0	0	0	1	0	INACTIVE											
10/31	at Seattle	INACTIVE												0	1	1	0	0	0.0	0.0	0	0	0	0	0	0	1	1	0	0	0.0	0.0	0	0	0	0	0
11/07	Buffalo																																				
11/14	at Indianapolis																																				
11/21	San Francisco																																				
11/28	Atlanta																																				
12/05	at L.A. Rams																																				
12/12	at Tennessee																																				
12/19	Houston																																				
12/26	at N.Y. Jets																																				
01/02	at New England																																				
01/09	Indianapolis																																				
TOTALS		**5**	**6**	**11**	**0**	**0**	**0.0**	**0.0**	**0**	**0**	**0**	**0**	**0**	**5**	**10**	**15**	**1**	**2**	**0.0**	**0.0**	**0**	**0**	**0**	**4**	**0**	**4**	**3**	**7**	**1**	**1**	**0.0**	**0.0**	**0**	**0**	**0**	**1**	**0**

INDIVIDUAL GAME-BY-GAME STATS: DEFENSIVE

		ROY ROBERTSON-HARRIS												SHAQUILLE QUARTERMAN												NEVIN LAWSON											
DATE	OPP.	S	A	TK	TFL	TFLY	SK	SKY	INT	FR	FF	PR	PD	S	A	TK	TFL	TFLY	SK	SKY	INT	FR	FF	PR	PD	S	A	TK	TFL	TFLY	SK	SKY	INT	FR	FF	PR	PD
09/12	at Houston	2	3	5	0	0	0.0	0.0	0	0	0	1	0	0	2	2	0	0	0.0	0.0	0	0	0	0	0	*Raiders*											
09/19	Denver	2	0	2	0	0	0.0	0.0	0	0	0	0	0	2	2	4	1	1	0.0	0.0	0	0	0	0	0	*Raiders*											
09/26	Arizona	*INACTIVE*												0	0	0	0	0	0.0	0.0	0	0	0	0	0	0	0	0	0	0	0.0	0.0	0	0	0	0	0
09/30	at Cincinnati	*INACTIVE*												0	0	0	0	0	0.0	0.0	0	0	0	0	0	*INACTIVE*											
10/10	Tennessee	*INACTIVE*												1	1	2	0	0	0.0	0.0	0	0	0	0	0	0	0	0	0	0	0.0	0.0	0	0	0	0	0
10/17	Miami	0	1	1	0	0	0.0	0.0	0	0	0	0	0	0	1	1	0	0	0.0	0.0	0	0	0	0	0	3	2	5	0	0	0.0	0.0	1	0	0	0	2
10/31	at Seattle	0	1	1	0	0	0.0	0.0	0	0	0	0	0	0	0	0	0	0	0.0	0.0	0	0	0	0	0	0	0	0	0	0	0.0	0.0	0	0	0	0	0
11/07	Buffalo																																				
11/14	at Indianapolis																																				
11/21	San Francisco																																				
11/28	Atlanta																																				
12/05	at L.A. Rams																																				
12/12	at Tennessee																																				
12/19	Houston																																				
12/26	at N.Y. Jets																																				
01/02	at New England																																				
01/09	Indianapolis																																				
TOTALS		**4**	**5**	**9**	**0**	**0**	**0.0**	**0.0**	**0**	**0**	**0**	**1**	**0**	**3**	**6**	**9**	**1**	**1**	**0.0**	**0.0**	**0**	**0**	**0**	**0**	**0**	**3**	**2**	**5**	**0**	**0**	**0.0**	**0.0**	**1**	**0**	**0**	**0**	**2**

		CHAPELLE RUSSELL												ANDRE CISCO												DAKOTA ALLEN											
DATE	OPP.	S	A	TK	TFL	TFLY	SK	SKY	INT	FR	FF	PR	PD	S	A	TK	TFL	TFL Y	SK	SKY	INT	FR	FF	PR	PD	S	A	TK	TFL	TFLY	SK	SKY	INT	FR	FF	PR	PD
09/12	at Houston	0	0	0	0	0	0.0	0.0	0	0	0	0	0	1	0	1	0	0	0.0	0.0	0	0	0	0	0	0	1	1	0	0	0.0	0.0	0	0	0	0	0
09/19	Denver	0	0	0	0	0	0.0	0.0	0	0	0	0	0	1	0	1	0	0	0.0	0.0	0	0	0	0	0	0	0	0	0	0	0.0	0.0	0	0	0	0	0
09/26	Arizona	0	0	0	0	0	0.0	0.0	0	0	0	0	0	0	0	0	0	0	0.0	0.0	0	0	0	0	0	0	0	0	0	0	0.0	0.0	0	0	0	0	0
09/30	at Cincinnati	0	0	0	0	0	0.0	0.0	0	0	0	0	0	0	0	0	0	0	0.0	0.0	0	0	0	0	0	0	0	0	0	0	0.0	0.0	0	0	0	0	0
10/10	Tennessee	0	0	0	0	0	0.0	0.0	0	0	0	0	0	0	0	0	0	0	0.0	0.0	0	0	0	0	0	0	1	1	0	0	0.0	0.0	0	0	0	0	0
10/17	Miami	2	2	4	0	0	0.0	0.0	0	0	0	0	0	0	0	0	0	0	0.0	0.0	0	0	0	0	0	1	2	3	0	0	0.0	0.0	0	0	1	0	0
10/31	at Seattle	0	0	0	0	0	0.0	0.0	0	0	0	0	0	0	0	0	0	0	0.0	0.0	0	0	0	0	0	0	0	0	0	0	0.0	0.0	0	0	0	0	0
11/07	Buffalo																																				
11/14	at Indianapolis																																				
11/21	San Francisco																																				
11/28	Atlanta																																				
12/05	at L.A. Rams																																				
12/12	at Tennessee																																				
12/19	Houston																																				
12/26	at N.Y. Jets																																				
01/02	at New England																																				
01/09	Indianapolis																																				
TOTALS		**2**	**2**	**4**	**0**	**0**	**0.0**	**0.0**	**0**	**0**	**0**	**0**	**0**	**2**	**0**	**2**	**0**	**0**	**0.0**	**0.0**	**0**	**0**	**0**	**0**	**0**	**1**	**4**	**5**	**0**	**0**	**0.0**	**0.0**	**0**	**0**	**1**	**0**	**0**

		LERENTEE MCCRAY											
DATE	OPP.	S	A	TK	TFL	TFLY	SK	SKY	INT	FR	FF	PR	PD
09/12	at Houston	0	1	1	0	0	0.0	0.0	0	0	0	0	0
09/19	Denver	*INACTIVE*											
09/26	Arizona	0	0	0	0	0	0.0	0.0	0	0	0	0	0
09/30	at Cincinnati	0	0	0	0	0	0.0	0.0	0	0	0	0	0
10/10	Tennessee	*INACTIVE*											
10/17	Miami	0	0	0	0	0	0.0	0.0	0	0	0	0	0
10/31	at Seattle	0	0	0	0	0	0.0	0.0	0	0	0	0	0
11/07	Buffalo												
11/14	at Indianapolis												
11/21	San Francisco												
11/28	Atlanta												
12/05	at L.A. Rams												
12/12	at Tennessee												
12/19	Houston												
12/26	at N.Y. Jets												
01/02	at New England												
01/09	Indianapolis												
TOTALS		**0**	**1**	**1**	**0**	**0**	**0.0**	**0.0**	**0**	**0**	**0**	**0**	**0**

GAME-BY-GAME TEAM OFFENSE

2021 REGULAR SEASON JAGUARS GAME-BY-GAME OFFENSE

	09/12 @ HOU	09/19 DEN	09/26 ARI	09/30 @ CIN	10/10 TEN	10/17 MIA	10/31 @ SEA	11/07 BUF	11/14 @ IND	11/21 SF	11/28 ATL	12/05 @ LAR	12/12 @ TEN	12/19 HOU	12/26 @ NYJ	01/02 @ NE	01/09 IND	Totals
FIRST DOWNS																		
Total	20	12	20	21	24	21	20											**138**
Rushing	5	3	9	12	9	4	2											**44**
Passing	13	6	10	8	12	16	17											**82**
Penalty	2	3	1	1	3	1	1											**12**
THIRD DOWNS																		
Attempts	11	11	11	12	10	12	14											**81**
Converted	3	4	2	6	3	3	5											**26**
Percentage	27.3%	36.4%	18.2%	50.0%	30.0%	25.0%	35.7%											**32.1%**
FOURTH DOWNS																		
Attempts	1	1	1	2	3	3	4											**15**
Converted	1	1	1	1	1	2	1											**8**
Percentage	100.0%	100.0%	100.0%	50.0%	33.3%	66.7%	25.0%											**53.3%**
TOT. OFFENSE																		
Net Yards	395	189	361	341	454	396	309											**2,445**
Plays	68	50	66	55	66	62	74											**441**
Avg./Play	5.8	3.8	5.5	6.2	6.9	6.4	4.2											**5.5**
RUSHING																		
Net Yards	76	75	159	139	198	84	82											**813**
Rush. Att.	16	16	29	30	31	19	19											**160**
Avg./Att.	4.8	4.7	5.5	4.6	6.4	4.4	4.3											**5.1**
PASSING																		
Net Yards	319	114	202	202	256	312	227											**1,632**
Attempts	51	33	34	24	33	41	54											**270**
Completions	28	14	22	17	23	25	32											**161**
Intercepted	3	2	2	0	1	0	1											**9**
Gross Yards	332	118	219	204	273	319	238											**1,703**
Sacked	1.0	1.0	3.0	1.0	2.0	2.0	1.0											**11.0**
Yards Lost	13	4	17	2	17	7	11											**71**
ADVANCES																		
Rushes	16	16	29	30	31	19	19											**160**
Completions	28	14	22	17	23	25	32											**161**
Totals	44	30	51	47	54	44	51											**321**
Total Drives	14	10	12	8	11	11	11											**77**
PENALTIES																		
Number	10	7	4	2	4	8	12											**47**
Yards	82	70	40	10	33	54	93											**382**
FUMBLES																		
Number	1	0	4	1	1	1	0											**8**
Lost	0	0	2	0	1	1	0											**4**
PUNTING																		
Yards	297	227	289	183	80	152	195											**1,423**
Punts	6	4	6	4	2	4	4											**30**
Net Avg.	46.7	49.5	43.7	43.5	40.0	38.0	38.8											**43.4**
Gross Avg.	49.5	56.8	48.2	45.8	40.0	38.0	48.8											**47.4**
SCORING																		
Points	21	13	19	21	19	23	7											**123**
Q1	0	7	0	7	6	3	0											**23**
Q2	7	0	13	7	7	7	0											**41**
Q3	7	0	6	0	0	7	0											**20**
Q4	7	6	0	7	6	6	7											**39**
OT	0	0	0	0	0	0	0											**0**
TD Rushing	0	0	1	3	2	1	0											**7**
TD Passing	3	1	1	0	1	1	1											**8**
TD KO Returns	0	1	0	0	0	0	0											**1**
TD Punt Returns	0	0	0	0	0	0	0											**0**
TD Sp. Teams	0	0	1	0	0	0	0											**1**
TD Def. Returns	0	0	0	0	0	0	0											**0**
FG Attempts	1	2	0	0	1	3	0											**7**
FG Made	0	0	0	0	0	3	0											**3**
Safety	0	0	0	0	0	0	0											**0**
2-Pt Attempts	0	1	0	0	1	0	0											**2**
2-Pt Made	0	0	0	0	0	0	0											**0**
Time of Possession	24:56	21:08	27:06	28:45	28:30	27:20	31:29											**189:14**

GAME-BY-GAME TEAM DEFENSE

2021 REGULAR SEASON JAGUARS GAME-BY-GAME DEFENSE

	09/12 @ HOU	09/19 DEN	09/26 ARI	09/30 @ CIN	10/10 TEN	10/17 MIA	10/31 @ SEA	11/07 BUF	11/14 @ IND	11/21 SF	11/28 ATL	12/05 @ LAR	12/12 @ TEN	12/19 HOU	12/26 @ NYJ	01/02 @ NE	01/09 IND	Totals
FIRST DOWNS																		
Total	22	22	23	21	23	23	17											**151**
Rushing	6	9	8	4	12	4	5											**48**
Passing	13	11	14	16	10	18	9											**91**
Penalty	3	2	1	1	1	1	3											**12**
THIRD DOWNS																		
Attempts	21	11	9	9	11	17	10											**88**
Converted	12	2	1	5	5	9	3											**37**
Percentage	57.1%	18.2%	11.1%	55.6%	45.5%	52.9%	30.0%											**42.0%**
FOURTH DOWNS																		
Attempts	0	2	2	0	1	2	1											**8**
Converted	0	2	2	0	1	1	1											**7**
Percentage	0	100.0%	100.0%	0	100.0%	50.0%	100.0%											**87.5%**
TOT. OFFENSE																		
Net Yards	449	398	407	420	368	431	229											**2,702**
Plays	75	67	64	55	61	68	52											**442**
Avg./Play	6.0	5.9	6.4	7.6	6.0	6.3	4.4											**6.1**
RUSHING																		
Net Yards	160	96	91	78	184	77	69											**755**
Rush. Att.	41	30	30	22	36	20	25											**204**
Avg./Att.	3.9	3.2	3.0	3.5	5.1	3.9	2.8											**3.7**
PASSING																		
Net Yards	289	302	316	342	184	354	160											**1,947**
Attempts	33	34	34	32	22	48	24											**227**
Completions	21	26	28	25	14	34	20											**168**
Intercepted	0	0	1	0	0	1	0											**2**
Gross Yards	291	328	316	348	197	354	195											**2,029**
Sacked	1.0	3.0	0.0	1.0	3.0	0.0	3.0											**11.0**
Yards Lost	2	26	0	6	13	0	35											**82**
ADVANCES																		
Rushes	41	30	30	22	36	20	25											**204**
Completions	21	26	28	25	14	34	20											**168**
Totals	62	56	58	47	50	54	45											**372**
Total Drives	14	11	11	9	9	11	10											**75**
PENALTIES																		
Number	5	10	7	6	7	7	5											**47**
Yards	50	101	58	38	44	55	40											**386**
FUMBLES																		
Number	1	0	1	0	0	1	0											**3**
Lost	0	0	0	0	0	0	0											**0**
PUNTING																		
Yards	266	180	253	142	170	158	226											**1,395**
Punts	6	4	5	3	4	4	5											**31**
Net Avg.	44.2	44.5	44.6	40.7	37.5	34.5	41.8											**41.5**
Gross Avg.	44.3	45.0	50.6	47.3	42.5	39.5	45.2											**45.0**
SCORING																		
Points	37	23	31	24	37	20	31											**203**
Q1	14	3	7	0	7	7	7											**45**
Q2	13	7	0	0	17	6	10											**53**
Q3	7	10	17	14	7	0	7											**62**
Q4	3	3	7	10	6	7	7											**43**
OT	0	0	0	0	0	0	0											**0**
TD Rushing	2	0	3	1	3	0	1											**10**
TD Passing	2	2	0	2	1	2	2											**11**
TD KO Returns	0	0	0	0	0	0	1											**1**
TD Punt Returns	0	0	0	0	0	0	0											**0**
TD Sp. Teams	0	0	0	0	0	0	0											**0**
TD Def. Returns	0	0	1	0	1	0	0											**2**
FG Attempts	3	3	2	2	1	3	1											**15**
FG Made	3	3	1	1	1	2	1											**12**
Safety	0	0	0	0	0	0	0											**0**
2-Pt Attempts	0	0	0	0	0	0	0											**0**
2-Pt Made	0	0	0	0	0	0	0											**0**
Time of Possession	35:04	38:52	32:54	31:15	31:30	32:40	28:31											**230:46**

THIRD DOWN EFFICIENCY

JAGUARS												
Date	Opponent	3rd & 1	3rd & 2	3rd & 3	3rd & 4	3rd & 5	3rd & 6	3rd & 7	3rd & 8	3rd & 9	3rd & 10+	Total
09/12	at Houston	1 / 1	0 / 0	0 / 1	0 / 0	0 / 2	1 / 1	0 / 1	0 / 0	0 / 0	1 / 5	3 / 11
09/19	Denver	0 / 0	1 / 1	1 / 2	1 / 1	0 / 1	0 / 1	0 / 0	0 / 0	0 / 1	1 / 4	4 / 11
09/26	Arizona	0 / 1	1 / 1	0 / 1	1 / 3	0 / 1	0 / 1	0 / 1	0 / 1	0 / 0	0 / 1	2 / 11
09/30	at Cincinnati	1 / 1	3 / 5	2 / 2	0 / 1	0 / 0	0 / 0	0 / 1	0 / 2	0 / 0	0 / 0	6 / 12
10/10	Tennessee	1 / 3	0 / 0	1 / 1	0 / 0	0 / 1	0 / 0	1 / 1	0 / 2	0 / 0	0 / 2	3 / 10
10/17	Miami	0 / 1	1 / 1	0 / 0	1 / 1	0 / 3	0 / 1	0 / 0	1 / 1	0 / 0	0 / 4	3 / 12
10/31	at Seattle	2 / 2	0 / 1	1 / 1	0 / 0	2 / 3	0 / 1	0 / 2	0 / 0	0 / 1	0 / 3	5 / 14
11/07	Buffalo	--	--	--	--	--	--	--	--	--	--	--
11/14	at Indianapolis	--	--	--	--	--	--	--	--	--	--	--
11/21	San Francisco	--	--	--	--	--	--	--	--	--	--	--
11/28	Atlanta	--	--	--	--	--	--	--	--	--	--	--
12/05	at L.A. Rams	--	--	--	--	--	--	--	--	--	--	--
12/12	at Tennessee	--	--	--	--	--	--	--	--	--	--	--
12/19	Houston	--	--	--	--	--	--	--	--	--	--	--
12/26	at N.Y. Jets	--	--	--	--	--	--	--	--	--	--	--
01/02	at New England	--	--	--	--	--	--	--	--	--	--	--
01/09	Indianapolis	--	--	--	--	--	--	--	--	--	--	--
	TOTALS	5 / 9	6 / 9	5 / 8	3 / 6	2 / 11	1 / 5	1 / 6	1 / 6	0 / 2	2 / 19	26 / 81
		55.6%	66.7%	62.5%	50.0%	18.2%	20.0%	16.7%	16.7%	0.0%	10.5%	32.1%

OPPONENT												
Date	Opponent	3rd & 1	3rd & 2	3rd & 3	3rd & 4	3rd & 5	3rd & 6	3rd & 7	3rd & 8	3rd & 9	3rd & 10+	Total
09/12	at Houston	3 / 5	2 / 3	1 / 2	4 / 6	1 / 1	0 / 1	0 / 1	0 / 0	1 / 1	0 / 1	12 / 21
09/19	Denver	0 / 2	0 / 0	0 / 0	0 / 1	0 / 0	1 / 2	0 / 0	1 / 2	0 / 1	0 / 3	2 / 11
09/26	Arizona	0 / 2	0 / 1	0 / 0	0 / 1	0 / 0	0 / 0	0 / 0	0 / 1	1 / 1	0 / 3	1 / 9
09/30	at Cincinnati	1 / 1	0 / 1	1 / 1	1 / 1	0 / 0	1 / 1	0 / 0	0 / 1	0 / 0	1 / 3	5 / 9
10/10	Tennessee	0 / 0	1 / 1	0 / 0	2 / 2	1 / 1	1 / 1	0 / 0	0 / 1	0 / 1	0 / 4	5 / 11
10/17	Miami	2 / 3	0 / 1	1 / 1	2 / 3	0 / 0	2 / 5	1 / 1	0 / 0	1 / 1	0 / 2	9 / 17
10/31	at Seattle	1 / 2	0 / 0	0 / 0	0 / 1	1 / 1	0 / 0	0 / 1	1 / 2	0 / 0	0 / 3	3 / 10
11/07	Buffalo	--	--	--	--	--	--	--	--	--	--	--
11/14	at Indianapolis	--	--	--	--	--	--	--	--	--	--	--
11/21	San Francisco	--	--	--	--	--	--	--	--	--	--	--
11/28	Atlanta	--	--	--	--	--	--	--	--	--	--	--
12/05	at L.A. Rams	--	--	--	--	--	--	--	--	--	--	--
12/12	at Tennessee	--	--	--	--	--	--	--	--	--	--	--
12/19	Houston	--	--	--	--	--	--	--	--	--	--	--
12/26	at N.Y. Jets	--	--	--	--	--	--	--	--	--	--	--
01/02	at New England	--	--	--	--	--	--	--	--	--	--	--
01/09	Indianapolis	--	--	--	--	--	--	--	--	--	--	--
	TOTALS	7 / 15	3 / 7	3 / 4	9 / 15	3 / 3	5 / 10	1 / 3	2 / 7	3 / 5	1 / 19	37 / 88
		46.7%	42.9%	75.0%	60.0%	100.0%	50.0%	33.3%	28.6%	60.0%	5.3%	42.0%

FOURTH DOWN EFFICIENCY

		JAGUARS						OPPONENT					
Date	Opponent	4th & 1	4th & 2	4th & 3	4th & 4	4th & 5+	Total	4th & 1	4th & 2	4th & 3	4th & 4	4th & 5+	Total
09/12	at Houston	0 / 0	0 / 0	0 / 0	0 / 0	1 / 1	1 / 1	0 / 0	0 / 0	0 / 0	0 / 0	0 / 0	0 / 0
09/19	Denver	0 / 0	0 / 0	0 / 0	0 / 0	1 / 1	1 / 1	2 / 2	0 / 0	0 / 0	0 / 0	0 / 0	2 / 2
09/26	Arizona	0 / 0	0 / 0	0 / 0	1 / 1	0 / 0	1 / 1	1 / 1	1 / 1	0 / 0	0 / 0	0 / 0	2 / 2
09/30	at Cincinnati	0 / 1	1 / 1	0 / 0	0 / 0	0 / 0	1 / 2	0 / 0	0 / 0	0 / 0	0 / 0	0 / 0	0 / 0
10/10	Tennessee	1 / 2	0 / 0	0 / 0	0 / 1	0 / 0	1 / 3	0 / 0	1 / 1	0 / 0	0 / 0	0 / 0	1 / 1
10/17	Miami	0 / 1	0 / 0	0 / 0	0 / 0	2 / 2	2 / 3	0 / 1	1 / 1	0 / 0	0 / 0	0 / 0	1 / 2
10/31	at Seattle	0 / 0	0 / 0	0 / 1	0 / 0	1 / 3	1 / 4	1 / 1	0 / 0	0 / 0	0 / 0	0 / 0	1 / 1
11/07	Buffalo	--	--	--	--	--	--	--	--	--	--	--	--
11/14	at Indianapolis	--	--	--	--	--	--	--	--	--	--	--	--
11/21	San Francisco	--	--	--	--	--	--	--	--	--	--	--	--
11/28	Atlanta	--	--	--	--	--	--	--	--	--	--	--	--
12/05	at L.A. Rams	--	--	--	--	--	--	--	--	--	--	--	--
12/12	at Tennessee	--	--	--	--	--	--	--	--	--	--	--	--
12/19	Houston	--	--	--	--	--	--	--	--	--	--	--	--
12/26	at N.Y. Jets	--	--	--	--	--	--	--	--	--	--	--	--
01/02	at New England	--	--	--	--	--	--	--	--	--	--	--	--
01/09	Indianapolis	--	--	--	--	--	--	--	--	--	--	--	--
	TOTALS	**1 / 4**	**1 / 1**	**0 / 1**	**1 / 2**	**5 / 7**	**8 / 15**	**4 / 5**	**3 / 3**	**0 / 0**	**0 / 0**	**0 / 0**	**7 / 8**
		25.0%	**100.0%**	**0.0%**	**50.0%**	**71.4%**	**53.3%**	**80.0%**	**100.0%**	**0.0%**	**0.0%**	**0.0%**	**87.5%**

21

WEEK 1

68,105 ■ NRG Stadium ■ Sep 12, 2021

37

Jacksonville Jaguars	0	7	7	7	— 21
Houston Texans	14	13	7	3	— 37

SCORING DRIVES

TEAM	QTR	TIME	SCORING PLAY	JAX	HOU
Texans	1	06:39	M.Ingram 1 yd. run (J.Slye kick) (14-84, 7:02)	0	7
Texans	1	02:25	D.Johnson 7 yd. pass from Ty.Taylor (J.Slye kick) (5-55, 2:14)	0	14
Jaguars	2	12:20	C.Manhertz 22 yd. pass from T.Lawrence (J.Lambo kick) (11-75, 5:05)	7	14
Texans	2	08:07	J.Slye 40 yd. Field Goal (9-54, 4:13)	7	17
Texans	2	00:59	J.Slye 26 yd. Field Goal (5-0, 1:18)	7	20
Texans	2	00:08	D.Amendola 8 yd. pass from Ty.Taylor (J.Slye kick) (4-69, 0:29)	7	27
Texans	3	03:24	P.Lindsay 5 yd. run (J.Slye kick) (9-68, 4:44)	7	34
Jaguars	3	01:48	D.Chark 41 yd. pass from T.Lawrence (J.Lambo kick) (4-75, 1:36)	14	34
Texans	4	11:56	J.Slye 25 yd. Field Goal (7-62, 2:53)	14	37
Jaguars	4	00:05	M.Jones 4 yd. pass from T.Lawrence (J.Lambo kick) (12-85, 2:45)	21	37

JACKSONVILLE JAGUARS

PASSING	ATT	CP	YDS	SK/YD	TD	LG	INT	RTG
Trevor Lawrence	51	28	332	1/13	3	41t	3	70.1
TOTAL	**51**	**28**	**332**	**1/13**	**3**	**41T**	**3**	**70.1**

RUSHING	ATT	YDS	AVG	LG	TD
Carlos Hyde	9	44	4.9	13	0
James Robinson	5	25	5.0	7	0
Laviska Shenault Jr.	1	9	9.0	9	0
Trevor Lawrence	1	-2	-2.0	-2	0
TOTAL	**16**	**76**	**4.8**	**13**	**0**

RECEIVING	NO	YDS	AVG	LG	TD
Laviska Shenault Jr.	7	50	7.1	14	0
James O'Shaughnessy	6	48	8.0	22	0
Marvin Jones Jr.	5	77	15.4	33	1
DJ Chark Jr.	3	86	28.7	41t	1
James Robinson	3	29	9.7	15	0
Carlos Hyde	2	14	7.0	9	0
Chris Manhertz	1	22	22.0	22t	1
Tyron Johnson	1	6	6.0	6	0
TOTAL	**28**	**332**	**11.9**	**41T**	**3**

TOP DEFENSE	TOT	SOLO	AST	SCK	YDS	INT
Myles Jack	9	6	3	0.0	0.0	0
Damien Wilson	7	1	6	0.0	0.0	0
Malcom Brown	7	4	3	0.0	0.0	0

FIELD GOALS	FGM/FGA	PERCENT	RESULTS
Josh Lambo	0-1	0.0	55WL
TOTAL	**0-1**	**0.0**	

HOUSTON TEXANS

PASSING	ATT	CP	YDS	SK/YD	TD	LG	INT	RTG
Tyrod Taylor	33	21	291	1/2	2	52	0	112.1
TOTAL	**33**	**21**	**291**	**1/2**	**2**	**52**	**0**	**112.1**

RUSHING	ATT	YDS	AVG	LG	TD
Mark Ingram II	26	85	3.3	11	1
Tyrod Taylor	4	40	10.0	29	0
Phillip Lindsay	8	25	3.1	8	1
David Johnson	3	10	3.3	5	0
TOTAL	**41**	**160**	**3.9**	**29**	**2**

RECEIVING	NO	YDS	AVG	LG	TD
Brandin Cooks	5	132	26.4	52	0
Danny Amendola	5	34	6.8	8t	1
Pharaoh Brown	4	67	16.8	29	0
David Johnson	3	18	6.0	9	1
Chris Conley	2	27	13.5	17	0
Nico Collins	1	7	7.0	7	0
Rex Burkhead	1	6	6.0	6	0
TOTAL	**21**	**291**	**13.9**	**52**	**2**

TOP DEFENSE	TOT	SOLO	AST	SCK	YDS	INT
Desmond King II	8	5	3	0.0	0.0	0
Zach Cunningham	7	3	4	0.0	0.0	0
Christian Kirksey	6	5	1	0.0	0.0	1

FIELD GOALS	FGM/FGA	PERCENT	RESULTS
Joey Slye	3-3	100.0	40G, 26G, 25G
TOTAL	**3-3**	**100.0**	

TEAM STATISTICS	JAGUARS	TEXANS
First Downs	20	22
3rd-Down Eff. (Made/Att/Pct)	3/11/27%	12/21/57%
4th-Down Eff. (Made/Att/Pct)	1/1/100%	0/0/0%
Total Net Yards	395	449
Total Plays	68	75
Yards Per Play	5.8	6.0
Rushes/Net Yards	16/76	41/160
Net Passing	319	289
Pass Attempts/Completions	51/28	33/21
Had Intercepted	3	0
Sacked/Yards Lost	1/13	1/2
Punts/Average	6/49.5	6/44.3
Penalties/Yards	10/82	5/50
Fumbles/Lost	1/0	1/0
Possession Time	24:56	35:04

13

WEEK 2

58,461 ■ TIAA Bank Field ■ Sep 19, 2021

23

Denver Broncos	3	7	10	3	— 23
Jacksonville Jaguars	7	0	0	6	— 13

SCORING DRIVES

TEAM	QTR	TIME	SCORING PLAY	DEN	JAX
Jaguars	1	09:21	M.Jones 25 yd. pass from T.Lawrence (J.Lambo kick) (11-83, 5:39)	0	7
Broncos	1	00:26	B.McManus 32 yd. Field Goal (13-61, 8:55)	3	7
Broncos	2	01:54	T.Patrick 12 yd. pass from T.Bridgewater (B.McManus kick) (8-80, 4:02)	10	7
Broncos	3	12:35	N.Fant 14 yd. pass from T.Bridgewater (B.McManus kick) (4-75, 2:25)	17	7
Broncos	3	01:04	B.McManus 46 yd. Field Goal (7-24, 3:19)	20	7
Broncos	4	05:42	B.McManus 40 yd. Field Goal (9-72, 4:49)	23	7
Jaguars	4	05:26	J.Agnew 102 yd. kickoff return (pass failed) (0-0, 0:16)	23	13

JACKSONVILLE JAGUARS

PASSING	ATT	CP	YDS	SK/YD	TD	LG	INT	RTG
Trevor Lawrence	33	14	118	1/4	1	25t	2	37.2
TOTAL	**33**	**14**	**118**	**1/4**	**1**	**25T**	**2**	**37.2**

RUSHING	ATT	YDS	AVG	LG	TD
James Robinson	11	47	4.3	12	0
Trevor Lawrence	2	21	10.5	11	0
Carlos Hyde	2	7	3.5	6	0
Laviska Shenault Jr.	1	0	0.0	0	0
TOTAL	**16**	**75**	**4.7**	**12**	**0**

RECEIVING	NO	YDS	AVG	LG	TD
Marvin Jones Jr.	6	55	9.2	25t	1
James Robinson	3	17	5.7	13	0
Laviska Shenault Jr.	2	-3	-1.5	5	0
James O'Shaughnessy	1	24	24.0	24	0
DJ Chark Jr.	1	19	19.0	19	0
Luke Farrell	1	6	6.0	6	0
TOTAL	**14**	**118**	**8.4**	**25T**	**1**

TOP DEFENSE	TOT	SOLO	AST	SCK	YDS	INT
Andrew Wingard	8	5	3	1.0	1.0	0
Myles Jack	6	3	3	0.0	0.0	0
Rayshawn Jenkins	6	6	0	0.0	0.0	0

FIELD GOALS	FGM/FGA	PERCENT	RESULTS
Josh Lambo	0-2	0.0	52WR, 48WL
TOTAL	**0-2**	**0.0**	

DENVER BRONCOS

PASSING	ATT	CP	YDS	SK/YD	TD	LG	INT	RTG
Teddy Bridgewater	34	26	328	3/26	2	55	0	125.6
TOTAL	**34**	**26**	**328**	**3/26**	**2**	**55**	**0**	**125.6**

RUSHING	ATT	YDS	AVG	LG	TD
Javonte Williams	13	64	4.9	16	0
Melvin Gordon III	13	31	2.4	8	0
Teddy Bridgewater	4	1	0.3	2	0
TOTAL	**30**	**96**	**3.2**	**16**	**0**

RECEIVING	NO	YDS	AVG	LG	TD
Courtland Sutton	9	159	17.7	55	0
Noah Fant	4	33	8.3	14t	1
Albert Okwuegbunam	4	24	6.0	14	0
Tim Patrick	3	37	12.3	14	1
Melvin Gordon III	2	38	19.0	30	0
Kendall Hinton	1	15	15.0	15	0
Javonte Williams	1	10	10.0	10	0
Eric Saubert	1	7	7.0	7	0
KJ Hamler	1	5	5.0	5	0
TOTAL	**26**	**328**	**12.6**	**55**	**2**

TOP DEFENSE	TOT	SOLO	AST	SCK	YDS	INT
Justin Strnad	6	3	3	0.0	0.0	0
Kareem Jackson	6	4	2	0.0	0.0	1
Alexander Johnson	5	1	4	0.0	0.0	0

FIELD GOALS	FGM/FGA	PERCENT	RESULTS
Brandon McManus	3-3	100.0	32G, 46G, 40G
TOTAL	**3-3**	**100.0**	

TEAM STATISTICS	BRONCOS	JAGUARS
First Downs	22	12
3rd-Down Eff. (Made/Att/Pct)	2/11/18%	4/11/36%
4th-Down Eff. (Made/Att/Pct)	2/2/100%	1/1/100%
Total Net Yards	398	189
Total Plays	67	50
Yards Per Play	5.9	3.8
Rushes/Net Yards	30/96	16/75
Net Passing	302	114
Pass Attempts/Completions	34/26	33/14
Had Intercepted	0	2
Sacked/Yards Lost	3/26	1/4
Punts/Average	4/45.0	4/56.8
Penalties/Yards	10/101	7/70
Fumbles/Lost	0/0	0/0
Possession Time	38:52	21:08

19

WEEK 3

58,012 ■ TIAA Bank Field ■ Sep 26, 2021

31

Arizona Cardinals	7	0	17	7	— 31
Jacksonville Jaguars	0	13	6	0	— 19

SCORING DRIVES

TEAM	QTR	TIME	SCORING PLAY	ARI	JAX
Cardinals	1	06:42	K.Murray 1 yd. run (M.Prater kick) (7-56, 3:22)	7	0
Jaguars	2	00:21	D.Chark 12 yd. pass from T.Lawrence (J.Lambo kick) (9-74, 3:01)	7	7
Jaguars	2	00:00	J.Agnew 109 yd. field goal return (kick failed, wl)	7	13
Cardinals	3	07:38	M.Prater 34 yd. Field Goal (12-68, 4:47)	10	13
Jaguars	3	03:33	J.Robinson 4 yd. run (kick failed, wr) (8-75, 4:05)	10	19
Cardinals	3	01:21	J.Conner 4 yd. run (M.Prater kick) (5-75, 2:12)	17	19
Cardinals	3	00:24	B.Murphy 29 yd. interception return (M.Prater kick)	24	19
Cardinals	4	06:49	J.Conner 1 yd. run (M.Prater kick) (11-65, 6:52)	31	19

JACKSONVILLE JAGUARS

PASSING	ATT	CP	YDS	SK/YD	TD	LG	INT	RTG
Trevor Lawrence	34	22	219	3/17	1	25	2	68.1
TOTAL	**34**	**22**	**219**	**3/17**	**1**	**25**	**2**	**68.1**

RUSHING	ATT	YDS	AVG	LG	TD
James Robinson	15	88	5.9	21	1
Carlos Hyde	8	44	5.5	18	0
Trevor Lawrence	6	27	4.5	10	0
TOTAL	**29**	**159**	**5.5**	**21**	**1**

RECEIVING	NO	YDS	AVG	LG	TD
Marvin Jones Jr.	6	62	10.3	14	0
James Robinson	6	46	7.7	13	0
Laviska Shenault Jr.	4	48	12.0	20	0
DJ Chark Jr.	3	49	16.3	25	1
Jacob Hollister	2	15	7.5	9	0
Luke Farrell	1	-1	-1.0	-1	0
TOTAL	**22**	**219**	**10.0**	**25**	**1**

TOP DEFENSE	TOT	SOLO	AST	SCK	YDS	INT
Myles Jack	10	6	4	0.0	0.0	0
Damien Wilson	9	6	3	0.0	0.0	0
Tyson Campbell	8	6	2	0.0	0.0	0

FIELD GOALS	FGM/FGA	PERCENT	RESULTS
No Field Goals			

ARIZONA CARDINALS

PASSING	ATT	CP	YDS	SK/YD	TD	LG	INT	RTG
Kyler Murray	34	28	316	0/0	0	36	1	93.1
TOTAL	**34**	**28**	**316**	**0/0**	**0**	**36**	**1**	**93.1**

RUSHING	ATT	YDS	AVG	LG	TD
James Conner	11	43	3.9	11	2
Chase Edmonds	11	26	2.4	7	0
Kyler Murray	7	19	2.7	9	1
Rondale Moore	1	3	3.0	3	0
TOTAL	**30**	**91**	**3.0**	**11**	**3**

RECEIVING	NO	YDS	AVG	LG	TD
Christian Kirk	7	104	14.9	33	0
Chase Edmonds	7	49	7.0	12	0
A.J. Green	5	112	22.4	36	0
DeAndre Hopkins	3	21	7.0	8	0
Maxx Williams	3	19	6.3	7	0
Rondale Moore	2	1	0.5	3	0
James Conner	1	10	10.0	10	0
TOTAL	**28**	**316**	**11.3**	**36**	**0**

TOP DEFENSE	TOT	SOLO	AST	SCK	YDS	INT
Jordan Hicks	12	7	5	1.0	11.0	0
Jalen Thompson	7	4	3	0.0	0.0	0
Budda Baker	6	4	2	0.0	0.0	0

FIELD GOALS	FGM/FGA	PERCENT	RESULTS
Matt Prater	1-2	50.0	(68) 34G
TOTAL	**1-2**	**50.0**	

TEAM STATISTICS	CARDINALS	JAGUARS
First Downs	23	20
3rd-Down Eff. (Made/Att/Pct)	1/9/11%	2/11/18%
4th-Down Eff. (Made/Att/Pct)	2/2/100%	1/1/100%
Total Net Yards	407	361
Total Plays	64	66
Yards Per Play	6.4	5.5
Rushes/Net Yards	30/91	29/159
Net Passing	316	202
Pass Attempts/Completions	34/28	34/22
Had Intercepted	1	2
Sacked/Yards Lost	0/0	3/17
Punts/Average	5/50.6	6/48.2
Penalties/Yards	7/58	4/40
Fumbles/Lost	1/0	4/2
Possession Time	32:54	27:06

21

WEEK 4

63,198 ■ Paul Brown Stadium ■ Sep 30, 2021

24

Jacksonville Jaguars	7	7	0	7	— 21
Cincinnati Bengals	0	0	14	10	— 24

SCORING DRIVES

TEAM	QTR	TIME	SCORING PLAY	JAX	CIN
Jaguars	1	01:28	J.Robinson 6 yd. run (M.Wright kick) (8-67, 3:53)	7	0
Jaguars	2	04:45	T.Lawrence 7 yd. run (M.Wright kick) (12-80, 7:10)	14	0
Bengals	3	13:12	C.Uzomah 22 yd. pass from J.Burrow (E.McPherson kick) (4-69, 1:48)	14	7
Bengals	3	05:10	J.Mixon 1 yd. run (E.McPherson kick) (12-86, 6:29)	14	14
Jaguars	4	14:27	J.Robinson 4 yd. run (M.Wright kick) (11-77, 5:43)	21	14
Bengals	4	08:59	C.Uzomah 31 yd. pass from J.Burrow (E.McPherson kick) (10-75, 5:28)	21	21
Bengals	4	00:00	E.McPherson 35 yd. Field Goal (10-73, 5:33)	21	24

JACKSONVILLE JAGUARS

PASSING	ATT	CP	YDS	SK/YD	TD	LG	INT	RTG
Trevor Lawrence	24	17	204	1/2	0	52	0	96.5
TOTAL	**24**	**17**	**204**	**1/2**	**0**	**52**	**0**	**96.5**

RUSHING	ATT	YDS	AVG	LG	TD
James Robinson	18	78	4.3	20	2
Trevor Lawrence	8	36	4.5	11	1
Jamal Agnew	1	11	11.0	11	0
Laviska Shenault Jr.	1	11	11.0	11	0
Dare Ogunbowale	2	3	1.5	2	0
TOTAL	**30**	**139**	**4.6**	**20**	**3**

RECEIVING	NO	YDS	AVG	LG	TD
Laviska Shenault Jr.	6	99	16.5	52	0
Marvin Jones Jr.	3	24	8.0	10	0
Dan Arnold	2	29	14.5	17	0
Jamal Agnew	1	27	27.0	27	0
Tavon Austin	1	8	8.0	8	0
Chris Manhertz	1	7	7.0	7	0
Luke Farrell	1	7	7.0	7	0
Jacob Hollister	1	5	5.0	5	0
James Robinson	1	-2	-2.0	-2	0
TOTAL	**17**	**204**	**12.0**	**52**	**0**

TOP DEFENSE	TOT	SOLO	AST	SCK	YDS	INT
Tyson Campbell	9	4	5	0.0	0.0	0
Myles Jack	7	2	5	0.0	0.0	0
Rayshawn Jenkins	7	3	4	0.0	0.0	0

FIELD GOALS	FGM/FGA	PERCENT	RESULTS
No Field Goals			

CINCINNATI BENGALS

PASSING	ATT	CP	YDS	SK/YD	TD	LG	INT	RTG
Joe Burrow	32	25	348	1/6	2	44	0	132.8
TOTAL	**32**	**25**	**348**	**1/6**	**2**	**44**	**0**	**132.8**

RUSHING	ATT	YDS	AVG	LG	TD
Joe Mixon	16	67	4.2	11	1
Samaje Perine	3	7	2.3	4	0
Joe Burrow	3	4	1.3	4	0
TOTAL	**22**	**78**	**3.5**	**11**	**1**

RECEIVING	NO	YDS	AVG	LG	TD
Tyler Boyd	9	118	13.1	33	0
Ja'Marr Chase	6	77	12.8	44	0
C.J. Uzomah	5	95	19.0	31t	2
Trenton Irwin	1	25	25.0	25	0
Auden Tate	1	18	18.0	18	0
Samaje Perine	1	15	15.0	15	0
Joe Mixon	1	0	0.0	0	0
Mike Thomas	1	0	0.0	0	0
TOTAL	**25**	**348**	**13.9**	**44**	**2**

TOP DEFENSE	TOT	SOLO	AST	SCK	YDS	INT
Logan Wilson	10	4	6	1.0	2.0	0
Germaine Pratt	9	5	4	0.0	0.0	0
D.J. Reader	6	1	5	0.0	0.0	0

FIELD GOALS	FGM/FGA	PERCENT	RESULTS
Evan McPherson	1-2	50.0	43WL, 35G
TOTAL	**1-2**	**50.0**	

TEAM STATISTICS

TEAM STATISTICS	JAGUARS	BENGALS
First Downs	21	21
3rd-Down Eff. (Made/Att/Pct)	6/12/50%	5/9/56%
4th-Down Eff. (Made/Att/Pct)	1/2/50%	0/0/0%
Total Net Yards	341	420
Total Plays	55	55
Yards Per Play	6.2	7.6
Rushes/Net Yards	30/139	22/78
Net Passing	202	342
Pass Attempts/Completions	24/17	32/25
Had Intercepted	0	0
Sacked/Yards Lost	1/2	1/6
Punts/Average	4/45.8	3/47.3
Penalties/Yards	2/10	6/38
Fumbles/Lost	1/0	0/0
Possession Time	28:45	31:15

19

WEEK 5

58,282 ■ TIAA Bank Field ■ Oct 10, 2021

37

Tennessee Titans	7	17	7	6	— 37
Jacksonville Jaguars	6	7	0	6	— 19

SCORING DRIVES

TEAM	QTR	TIME	SCORING PLAY	TEN	JAX
Titans	1	14:00	K.Byard 30 yd. fumble return (R.Bullock kick)	7	0
Jaguars	1	11:21	J.Robinson 1 yd. run (kick failed, hru) (5-75, 2:39)	7	6
Titans	2	14:56	D.Henry 1 yd. run (R.Bullock kick) (11-79, 4:50)	14	6
Jaguars	2	09:55	J.Hollister 1 yd. pass from T.Lawrence (M.Wright kick) (9-70, 5:01)	14	13
Titans	2	05:49	M.Pruitt 14 yd. pass from R.Tannehill (R.Bullock kick) (8-75, 4:06)	21	13
Titans	2	00:31	R.Bullock 34 yd. Field Goal (7-41, 1:51)	24	13
Titans	3	09:48	D.Henry 9 yd. run (R.Bullock kick) (11-75, 5:12)	31	13
Jaguars	4	13:50	T.Lawrence 4 yd. run (pass failed) (10-80, 4:46)	31	19
Titans	4	01:54	D.Henry 10 yd. run (kick failed, wr) (5-39, 2:02)	37	19

JACKSONVILLE JAGUARS

PASSING	ATT	CP	YDS	SK/YD	TD	LG	INT	RTG
Trevor Lawrence	33	23	273	2/17	1	58	1	92.1
TOTAL	**33**	**23**	**273**	**2/17**	**1**	**58**	**1**	**92.1**

RUSHING	ATT	YDS	AVG	LG	TD
James Robinson	18	149	8.3	58	1
Trevor Lawrence	7	28	4.0	8	1
Carlos Hyde	5	13	2.6	7	0
Jamal Agnew	1	8	8.0	8	0
TOTAL	**31**	**198**	**6.4**	**58**	**2**

RECEIVING	NO	YDS	AVG	LG	TD
Dan Arnold	6	64	10.7	18	0
Jamal Agnew	6	41	6.8	8	0
Tavon Austin	5	54	10.8	22	0
Laviska Shenault Jr.	1	58	58.0	58	0
Marvin Jones Jr.	1	25	25.0	25	0
Dare Ogunbowale	1	19	19.0	19	0
Luke Farrell	1	13	13.0	13	0
Jacob Hollister	1	1	1.0	1t	1
James Robinson	1	-2	-2.0	-2	0
TOTAL	**23**	**273**	**11.9**	**58**	**1**

TOP DEFENSE	TOT	SOLO	AST	SCK	YDS	INT
DaVon Hamilton	7	4	3	0.0	0.0	0
Josh Allen	7	5	2	0.5	0.0	0
Damien Wilson	6	4	2	0.0	0.0	0

FIELD GOALS	FGM/FGA	PERCENT	RESULTS
Matthew Wright	0-1	0.0	53CR
TOTAL	**0-1**	**0.0**	

TENNESSEE TITANS

PASSING	ATT	CP	YDS	SK/YD	TD	LG	INT	RTG
Ryan Tannehill	22	14	197	3/13	1	26	0	107.6
TOTAL	**22**	**14**	**197**	**3/13**	**1**	**26**	**0**	**107.6**

RUSHING	ATT	YDS	AVG	LG	TD
Derrick Henry	29	130	4.5	15	3
Ryan Tannehill	3	21	7.0	8	0
Cameron Batson	2	15	7.5	11	0
Chester Rogers	1	9	9.0	9	0
Jeremy McNichols	1	9	9.0	9	0
TOTAL	**36**	**184**	**5.1**	**15**	**3**

RECEIVING	NO	YDS	AVG	LG	TD
Marcus Johnson	3	52	17.3	22	0
A.J. Brown	3	38	12.7	22	0
Anthony Firkser	3	33	11.0	14	0
Jeremy McNichols	2	26	13.0	25	0
Chester Rogers	1	26	26.0	26	0
MyCole Pruitt	1	14	14.0	14t	1
Josh Reynolds	1	8	8.0	8	0
TOTAL	**14**	**197**	**14.1**	**26**	**1**

TOP DEFENSE	TOT	SOLO	AST	SCK	YDS	INT
David Long Jr.	12	10	2	0.0	0.0	0
Kevin Byard	11	8	3	0.0	0.0	1
Dane Cruikshank	7	6	1	0.0	0.0	0

FIELD GOALS	FGM/FGA	PERCENT	RESULTS
Randy Bullock	1-1	100.0	34G
TOTAL	**1-1**	**100.0**	

TEAM STATISTICS	TITANS	JAGUARS
First Downs	23	24
3rd-Down Eff. (Made/Att/Pct)	5/11/45%	3/10/30%
4th-Down Eff. (Made/Att/Pct)	1/1/100%	1/3/33%
Total Net Yards	368	454
Total Plays	61	66
Yards Per Play	6.0	6.9
Rushes/Net Yards	36/184	31/198
Net Passing	184	256
Pass Attempts/Completions	22/14	33/23
Had Intercepted	0	1
Sacked/Yards Lost	3/13	2/17
Punts/Average	4/42.5	2/40.0
Penalties/Yards	7/44	4/33
Fumbles/Lost	0/0	1/1
Possession Time	31:30	28:30

23

WEEK 6

60,784 ■ Tottenham Hotspur Stadium ■ Oct 17, 2021

20

Miami Dolphins	7	6	0	7	— 20
Jacksonville Jaguars	3	7	7	6	— 23

SCORING DRIVES

TEAM	QTR	TIME	SCORING PLAY	MIA	JAX
Dolphins	1	07:45	J.Waddle 6 yd. pass from T.Tagovailoa (J.Sanders kick) (13-75, 7:15)	7	0
Jaguars	1	03:49	M.Wright 40 yd. Field Goal (8-56, 3:56)	7	3
Dolphins	2	14:15	J.Sanders 33 yd. Field Goal (9-66, 4:34)	10	3
Dolphins	2	05:38	J.Sanders 24 yd. Field Goal (8-32, 3:11)	13	3
Jaguars	2	00:40	M.Jones 28 yd. pass from T.Lawrence (M.Wright kick) (6-49, 1:05)	13	10
Jaguars	3	12:29	J.Robinson 1 yd. run (M.Wright kick) (5-75, 2:31)	13	17
Dolphins	4	10:22	J.Waddle 2 yd. pass from T.Tagovailoa (J.Sanders kick) (7-91, 3:53)	20	17
Jaguars	4	03:40	M.Wright 54 yd. Field Goal (9-44, 2:59)	20	20
Jaguars	4	00:00	M.Wright 53 yd. Field Goal (5-11, 1:42)	20	23

JACKSONVILLE JAGUARS

PASSING	ATT	CP	YDS	SK/YD	TD	LG	INT	RTG
Trevor Lawrence	41	25	319	2/7	1	29	0	93.4
TOTAL	**41**	**25**	**319**	**2/7**	**1**	**29**	**0**	**93.4**

RUSHING	ATT	YDS	AVG	LG	TD
James Robinson	17	73	4.3	24	1
Trevor Lawrence	2	11	5.5	12	0
TOTAL	**19**	**84**	**4.4**	**24**	**1**

RECEIVING	NO	YDS	AVG	LG	TD
Marvin Jones Jr.	7	100	14.3	28t	1
Laviska Shenault Jr.	6	54	9.0	12	0
Jamal Agnew	5	78	15.6	29	0
James Robinson	3	28	9.3	11	0
Dan Arnold	2	27	13.5	19	0
Luke Farrell	1	21	21.0	21	0
Chris Manhertz	1	11	11.0	11	0
TOTAL	**25**	**319**	**12.8**	**29**	**1**

TOP DEFENSE	TOT	SOLO	AST	SCK	YDS	INT
Damien Wilson	12	9	3	0.0	0.0	0
Rayshawn Jenkins	9	6	3	0.0	0.0	0
Andrew Wingard	7	5	2	0.0	0.0	0

FIELD GOALS	FGM/FGA	PERCENT	RESULTS
Matthew Wright	3-3	100.0	40G, 54G, 53G
TOTAL	**3-3**	**100.0**	

MIAMI DOLPHINS

PASSING	ATT	CP	YDS	SK/YD	TD	LG	INT	RTG
Tua Tagovailoa	47	33	329	0/0	2	32	1	95.1
Jacoby Brissett	1	1	25	0/0	0	25	0	118.8
TOTAL	**48**	**34**	**354**	**0/0**	**2**	**32**	**1**	**97.0**

RUSHING	ATT	YDS	AVG	LG	TD
Malcolm Brown	5	24	4.8	16	0
Salvon Ahmed	7	22	3.1	5	0
Tua Tagovailoa	3	22	7.3	8	0
Myles Gaskin	5	9	1.8	4	0
TOTAL	**20**	**77**	**3.9**	**16**	**0**

RECEIVING	NO	YDS	AVG	LG	TD
Jaylen Waddle	10	70	7.0	14	2
Mike Gesicki	8	115	14.4	32	0
Durham Smythe	5	59	11.8	25	0
Mack Hollins	4	61	15.3	20	0
Albert Wilson	2	14	7.0	12	0
Myles Gaskin	2	5	2.5	5	0
Salvon Ahmed	1	15	15.0	15	0
Cethan Carter	1	8	8.0	8	0
Malcolm Brown	1	7	7.0	7	0
TOTAL	**34**	**354**	**10.4**	**32**	**2**

TOP DEFENSE	TOT	SOLO	AST	SCK	YDS	INT
Jerome Baker	8	5	3	0.0	0.0	0
Andrew Van Ginkel	6	5	1	0.0	0.0	0
Jevon Holland	6	4	2	0.0	0.0	0

FIELD GOALS	FGM/FGA	PERCENT	RESULTS
Jason Sanders	2-3	66.7	33G, 24G, 58WL
TOTAL	**2-3**	**66.7**	

TEAM STATISTICS	DOLPHINS	JAGUARS
First Downs	23	21
3rd-Down Eff. (Made/Att/Pct)	9/17/53%	3/12/25%
4th-Down Eff. (Made/Att/Pct)	1/2/50%	2/3/67%
Total Net Yards	431	396
Total Plays	68	62
Yards Per Play	6.3	6.4
Rushes/Net Yards	20/77	19/84
Net Passing	354	312
Pass Attempts/Completions	48/34	41/25
Had Intercepted	1	0
Sacked/Yards Lost	0/0	2/7
Punts/Average	4/39.5	4/38.0
Penalties/Yards	7/55	8/54
Fumbles/Lost	1/0	1/1
Possession Time	32:40	27:20

7

WEEK 8

67,243 ■ Lumen Field ■ Oct 31, 2021

31

Jacksonville Jaguars	0	0	0	7	—	7
Seattle Seahawks	7	10	7	7	—	31

SCORING DRIVES

TEAM	QTR	TIME	SCORING PLAY	JAX	SEA
Seahawks	1	04:19	G.Smith 1 yd. run (J.Myers kick) (10-80, 5:09)	0	7
Seahawks	2	09:24	D.Metcalf 16 yd. pass from G.Smith (J.Myers kick) (8-73, 4:06)	0	14
Seahawks	2	00:06	J.Myers 31 yd. Field Goal (12-47, 6:00)	0	17
Seahawks	3	08:09	D.Metcalf 5 yd. pass from G.Smith (J.Myers kick) (8-62, 3:42)	0	24
Jaguars	4	01:49	J. Agnew: 9-yard pass from T. Lawrence (M. Wright kick) (15-80, 4:51)	7	24
Seahawks	4	01:43	T. Homer: 44-yard run (J. Myers kick)	7	31

JACKSONVILLE JAGUARS

PASSING	ATT	CP	YDS	SK/YD	TD	LG	INT	RTG
Trevor Lawrence	54	32	238	1/11	1	17	1	68.3
TOTAL	**54**	**32**	**238**	**1/11**	**1**	**17**	**1**	**68.3**

RUSHING	ATT	YDS	AVG	LG	TD
Carlos Hyde	9	32	3.6	7	0
James Robinson	4	22	5.5	14	0
Trevor Lawrence	3	11	3.7	8	0
Dare Ogunbowale	2	9	4.5	5	0
Laviska Shenault Jr.	1	8	8.0	8	0
TOTAL	**19**	**82**	**4.3**	**14**	**0**

RECEIVING	NO	YDS	AVG	LG	TD
Dan Arnold	8	68	8.5	11	0
Carlos Hyde	6	40	6.7	9	0
Jamal Agnew	6	38	6.3	9t	1
Marvin Jones Jr.	5	35	7.0	13	0
Laviska Shenault Jr.	2	13	6.5	7	0
James Robinson	1	17	17.0	17	0
Tyron Johnson	1	10	10.0	10	0
Dare Ogunbowale	1	9	9.0	9	0
Tavon Austin	1	5	5.0	5	0
Luke Farrell	1	3	3.0	3	0
TOTAL	**32**	**238**	**7.4**	**17**	**1**

TOP DEFENSE	TOT	SOLO	AST	SCK	YDS	INT
Myles Jack	9	4	5	0.0	0.0	0
Damien Wilson	8	4	4	0.0	0.0	0
Josh Allen	6	5	1	2.0	24.0	0

FIELD GOALS	FGM/FGA	PERCENT	RESULTS
No Field Goals			

SEATTLE SEAHAWKS

PASSING	ATT	CP	YDS	SK/YD	TD	LG	INT	RTG
Geno Smith	24	20	195	3/35	2	28	0	128.3
TOTAL	**24**	**20**	**195**	**3/35**	**2**	**28**	**0**	**128.3**

RUSHING	ATT	YDS	AVG	LG	TD
Alex Collins	10	44	4.4	12	0
Travis Homer	4	9	2.3	7	0
Geno Smith	2	8	4.0	7	1
Rashaad Penny	7	7	1.0	5	0
DeeJay Dallas	1	6	6.0	6	0
Gerald Everett	1	-5	-5.0	-5	0
TOTAL	**25**	**69**	**2.8**	**12**	**1**

RECEIVING	NO	YDS	AVG	LG	TD
Tyler Lockett	12	142	11.8	28	0
DK Metcalf	6	43	7.2	16t	2
Gerald Everett	1	7	7.0	7	0
Travis Homer	1	3	3.0	3	0
TOTAL	**20**	**195**	**9.8**	**28**	**2**

TOP DEFENSE	TOT	SOLO	AST	SCK	YDS	INT
Bobby Wagner	14	7	7	0.0	0.0	0
Jamal Adams	10	5	5	0.0	0.0	0
Ugo Amadi	9	8	1	0.0	0.0	0

FIELD GOALS	FGM/FGA	PERCENT	RESULTS
Jason Myers	1-1	100.0	31G
TOTAL	**1-1**	**100.0**	

TEAM STATISTICS	JAGUARS	SEAHAWKS
First Downs	20	17
3rd-Down Eff. (Made/Att/Pct)	5/14/36%	3/10/30%
4th-Down Eff. (Made/Att/Pct)	1/4/25%	1/1/100%
Total Net Yards	309	229
Total Plays	74	52
Yards Per Play	4.2	4.4
Rushes/Net Yards	19/82	25/69
Net Passing	227	160
Pass Attempts/Completions	54/32	24/20
Had Intercepted	1	0
Sacked/Yards Lost	1/11	3/35
Punts/Average	4/48.8	5/45.2
Penalties/Yards	12/93	5/40
Fumbles/Lost	0/0	0/0
Possession Time	31:29	28:31

JAMAL AGNEW | 39

POSITION: WIDE RECEIVER
HT: 5-10 | **WT:** 190 | **DOB:** 4-3-1995
COLLEGE: SAN DIEGO
HOMETOWN: SAN DIEGO, CALIF.
ACQ: UFA (DET)-'21
EXP: 5th YEAR

@jamalagnew
@two_6ix

KEY TRANSACTIONS

- Orginally selected by Detroit in the fifth round (165th overall) of the 2017 Draft
- Signed by Jacksonville as an unrestricted free agent on 3/17/21

PRO

- Leads the NFL with seven return TDs (four punt returns, two kickoff returns and one field goal return) since he entered the league in 2017

2021 (Jaguars)

- **10/31 at SEA:** Started at wide receiver and recorded six receptions for 38 yards and one TD... It was his third consecutive game with at least five receptions... His 9-yard TD reception was the first of his career... Returned two punts for 17 yards (8.5 avg) and had four kickoff returns for 68 yards (17.0 avg)
- **10/17 vs. MIA:** Recorded five receptions for a career-high 78 yards... Hauled in a 29-yard pass at the start of the third quarter which was the longest reception of his career... Added three kick returns for 55 yards
- **10/10 vs. TEN:** Set career highs in receptions (six) and receiving yards (41), while also registering an 8-yard rush... Returned four kickoffs for 85 yards
- **9/30 at CIN:** Recorded one reception for 27 yards and had one rushing attempt for 11 yards... Also had one kick return for 27 yards
- **9/26 vs. ARI:** Returned a missed field goal 109 yards for a TD on the final play of the second quarter and tied the record for the longest return in NFL history... Became the ninth player in NFL history with multiple 100-plus yard special teams returns in the same season and the 15th player in NFL history with two return touchdowns through the first three weeks of an NFL season... Agnew became the first player in NFL history with 100-plus yard TDs in consecutive games
- **9/19 vs. DEN:** Posted a career-long 102-yard kickoff return for a TD, marking his sixth career return touchdown (four punt and two kickoff)... His 102-yard return was the longest kick return in franchise history and the first kickoff return for a TD for the team since Dec. 18, 2016 against Houston
- **9/12 at HOU:** Returned two punts for 1 yard and saw action on offense in his Jaguars debut

2020 (Lions)

- Topped 1,000 all-purpose yards in 2020 for the first time in his career
- Recorded 13 receptions for 89 yards
- Fielded 28 kickoffs for 783 yards (28.0 avg)

2019 (Lions)

- Returned 17 kickoffs for 454 yards (26.7 avg) including a 100-yard kickoff returned for a touchdown
- Had 19 punt returns for 175 yards and one returned for a touchdown
- Was the only player in the NFL to have a kickoff return touchdown and punt return touchdown in 2019

2018 (Lions)

- Played in six games, and averaged 27 yards on eight kickoff returns
- Had 12 punt returns for 57 yards

2017 (Lions)

- Voted First Team All-Pro as a punt returner in his rookie season
- NFC Special Teams Player of the Week in Week 2
- Led the NFL in punt return yards (447), punt return average (15.4) and punt return touchdowns (two)
- His 88-yard punt return for a touchdown was the league's longest of the season and the longest punt return touchdown by a rookie since WR Tavon Austin raced back a 98-yard return for the Rams in 2013

COLLEGE

- Played 44 games and recorded 148 total tackles (118 solo), 59 pass defenses, 12.5 tackles for loss, one sack and one fumble recovery
- In 2016, posted 31 tackles, 13 pass defenses and two interceptions
- In 2015, recorded 30 tackles, four interceptions and 11 pass breakups en route to being named the Torero's Defensive MVP
- Finished his 2014 campaign leading the nation in pass defenses for FCS players (2.1 per game)
- In his freshman season he started 10 of the 11 games on which he appeared and was All-Pioneer Football League Honorable Mention
- Named San Diego's Most Outstanding First Year Player.

PERSONAL

- Attended Point Loma High School (San Diego, Calif)
- He is the youngest of five children (two brothers and two sisters)
- He is one of two players to be drafted from the University of San Diego (QB Josh Johnson)

JAMAL AGNEW'S NFL REGULAR SEASON RUSHING/RECEIVING STATISTICS

				RECEIVING					RUSHING				
DATE	TEAM	GP	GS	NO.	YDS.	AVG.	LG	TD	NO.	YDS.	AVG.	LG	TD
2017	Lions	13	0	2	18	9.0	12	0	2	9	4.5	5	0
2018	Lions	6	0	0	0	0.0	0	0	1	17	17.0	17	0
2019	Lions	13	0	1	-2	-2.0	-2	0	1	9	9.0	9	0
2020	Lions	14	2	13	89	6.8	20	0	6	33	5.5	11	0
2021	Jaguars	7	2	18	184	10.2	29	1	2	19	9.5	11	0
NFL TOTALS		**53**	**4**	**34**	**289**	**8.5**	**29**	**1**	**12**	**87**	**7.3**	**17**	**0**

JAMAL AGNEW'S NFL REGULAR SEASON RETURN STATISTICS

		KICKOFF RETURNS					PUNT RETURNS					
DATE	TEAM	RET.	YDS.	AVG.	LG	TD	NO.	FC	YDS.	AVG.	LG	TD
2017	Lions	11	196	17.8	25	0	29	16	447	15.4	88t	2
2018	Lions	8	216	27.0	45	0	12	3	57	4.8	16	0
2019	Lions	17	454	26.7	100t	1	19	13	175	9.2	64t	1
2020	Lions	28	783	28.0	71	0	14	14	178	12.7	74t	1
2021	Jaguars	15	373	24.9	102t	1	6	17	30	5.0	13	0
NFL TOTALS		**79**	**2,022**	**25.6**	**102T**	**2**	**80**	**63**	**887**	**11.1**	**88T**	**4**

SINGLE-GAME HIGHS: RUSHING/RECEIVING

Rush Attempts 1 at Tennessee Titans, Dec 20, 2020
1 vs. Green Bay Packers, Dec 13, 2020
...8 more at 1.

Rushing Yards 17 at Dallas Cowboys, Sep 30, 2018
11 vs. Green Bay Packers, Dec 13, 2020
...1 more at 11.

Longest Runs 17 at Dallas Cowboys, Sep 30, 2018
11 at Cincinnati Bengals, Sep 30, 2021
...2 more at 11.

Receptions 6 at Seattle Seahawks, Oct 31, 2021
6 vs. Tennessee Titans, Oct 10, 2021

Receiving Yards 78 vs. Miami Dolphins, Oct 17, 2021
41 vs. Tennessee Titans, Oct 10, 2021

Longest Receptions 29 vs. Miami Dolphins, Oct 17, 2021
27 at Cincinnati Bengals, Sep 30, 2021

Receiving TDs 1 at Seattle Seahawks, Oct 31, 2021

All-Purpose Yards 155 at San Francisco 49ers, Sep 16, 2018
135 at Tennessee Titans, Dec 20, 2020

Kickoff Returns 5 at San Francisco 49ers, Sep 16, 2018
4 at Seattle Seahawks, Oct 31, 2021
...4 more at 4.

Kickoff Return Yards 144 at San Francisco 49ers, Sep 16, 2018
120 vs. Denver Broncos, Sep 19, 2021

Longest Kickoff Return 102t vs. Denver Broncos, Sep 19, 2021
100t at Philadelphia Eagles, Sep 22, 2019

Kickoff Return TDs 1 vs. Denver Broncos, Sep 19, 2021
1 at Philadelphia Eagles, Sep 22, 2019

Fair Catches 6 at Chicago Bears, Nov 10, 2019
4 at Cincinnati Bengals, Dec 24, 2017

Punt Return Yards 106 at New Orleans Saints, Oct 15, 2017
101 at New York Giants, Sep 18, 2017

Longest Punt Return 88t at New York Giants, Sep 18, 2017
74t vs. Tampa Bay Buccaneers, Dec 26, 2020
...1 more at 74.

Punt Returns 5 at Arizona Cardinals, Sep 08, 2019
5 vs. Minnesota Vikings, Dec 23, 2018

Punt Return TDs 1 vs. Tampa Bay Buccaneers, Dec 26, 2020
1 at Denver Broncos, Dec 22, 2019
...2 more at 1.

Special Teams Tackles 2 vs. Tampa Bay Buccaneers, Dec 26, 2020
2 at Green Bay Packers, Oct 14, 2019
...1 more at 2.

Most TDs 1 at Seattle Seahawks, Oct 31, 2021
1 vs. Arizona Cardinals, Sep 26, 2021
...6 more at 1.

Receiving Average 15.6 vs. Miami Dolphins, Oct 17, 2021
6.8 vs. Tennessee Titans, Oct 10, 2021

Punt Return Average 33.7 at New York Giants, Sep 18, 2017
26.5 at New Orleans Saints, Oct 15, 2017

Kickoff Return Average 29.0 at Tennessee Titans, Dec 20, 2020
28.8 at San Francisco 49ers, Sep 16, 2018

2021 GAME-BY-GAME REGULAR-SEASON STATISTICS (JAGUARS)

				RECEIVING					RUSHING						
DATE	OPPONENT	P/S	NO.	YDS.	AVG.	LG	TD	NO.	YDS.	AVG.	LG	TD	W/L	SCORE
09/12	at Texans	P	0	0	0.0	0	0	0	0	0.0	0	0	L	21-37
09/19	Broncos	P	0	0	0.0	0	0	0	0	0.0	0	0	L	13-23
09/26	Cardinals	P	0	0	0.0	0	0	0	0	0.0	0	0	L	19-31
09/30	at Bengals	P	1	27	27.0	27	0	1	11	11.0	11	0	L	21-24
10/10	Titans	P	6	41	6.8	8	0	1	8	8.0	8	0	L	19-37
10/17	Dolphins	S	5	78	15.6	29	0	0	0	0.0	0	0	W	23-20
10/31	at Seahawks	S	6	38	6.3	9t	1	0	0	0.0	0	0	L	7-31
2021 TOTALS		**7-2**	**18**	**184**	**10.2**	**29**	**1**	**2**	**19**	**9.5**	**11**	**0**	**1-6**	

2020 GAME-BY-GAME REGULAR-SEASON STATISTICS (LIONS)

			RECEIVING					RUSHING						
DATE	OPPONENT	P/S	NO.	YDS.	AVG.	LG	TD	NO.	YDS.	AVG.	LG	TD	W/L	SCORE
09/13	Bears	P	0	0	0.0	0	0	0	0	0.0	0	0	L	23-27
09/20	at Packers	P	1	0	0.0	0	0	0	0	0.0	0	0	L	21-42
09/27	at Cardinals	P	2	20	10.0	20	0	1	2	2.0	2	0	W	26-23
10/04	Saints	P	1	1	1.0	1	0	1	2	2.0	2	0	L	29-35
10/18	at Jaguars	P	2	17	8.5	11	0	0	0	0.0	0	0	W	34-16
10/25	at Falcons	P	0	0	0.0	0	0	0	0	0.0	0	0	W	23-22
11/01	Colts	P	0	0	0.0	0	0	1	11	11.0	11	0	L	21-41
11/08	at Vikings						INACTIVE						L	20-34
11/15	Washington						INACTIVE						W	30-27
11/22	at Panthers	P	3	10	3.3	5	0	0	0	0.0	0	0	L	0-20
11/26	Texans	S	0	0	0.0	0	0	0	0	0.0	0	0	L	25-41
12/06	at Bears	P	2	24	12.0	19	0	1	0	0.0	0	0	W	34-30
12/13	Packers	P	1	4	4.0	4	0	1	11	11.0	11	0	L	24-31
12/20	at Titans	P	1	13	13.0	13	0	1	7	7.0	7	0	L	25-46
12/26	Buccaneers	P	0	0	0.0	0	0	0	0	0.0	0	0	L	7-47
01/03	Vikings	S	0	0	0.0	0	0	0	0	0.0	0	0	L	35-37
2020 TOTALS		**14-2**	**13**	**89**	**6.8**	**20**	**0**	**6**	**33**	**5.5**	**11**	**0**	**5-11**	

DAKOTA ALLEN | 53

POSITION: LINEBACKER
HT: 6-1 | **WT:** 220 | **DOB:** 11-2-1995
COLLEGE: TEXAS TECH
HOMETOWN: HUMBLE, TEXAS
ACQ: PS (LAR)-'19
EXP: 3rd YEAR

@dakota_allen40
@dakota_allen40

KEY TRANSACTIONS

- Originally drafted by the L.A. Rams in the seventh round (251st overall) of the 2019 Draft
- Signed by Jacksonville from the L.A. Rams practice squad on 12/10/19

PRO

2021 (Jaguars)

- **10/31 at SEA:** Saw action on special teams
- **10/17 vs. MIA:** Started at linebacker and recorded three total tackles (one solo)... Also played 14 snaps on special teams
- **10/10 vs. TEN:** Saw action at linebacker after replacing Myles Jack who exited the game with a back injury in the third quarter... Recorded one tackle... Also played 15 snaps on special teams
- **9/30 at CIN:** Played a team-high 20 snaps on special teams... Had one assisted tackle on special teams
- **9/26 vs. ARI:** Played in 25 special teams snaps
- **9/19 vs. DEN:** Played a team-high 22 special teams snaps
- **9/12 at HOU:** Recorded one tackle on defense and one special teams tackle... Played a team-high 31 special teams snaps

2020 (Jaguars)

- Saw action in 13 games, starting two and played primarily on special teams
- Tallied 14 tackles (nine solo), four special teams tackles and three tackles for loss on the season
- **10/11 at HOU:** Made his first career start at linebacker and tied for the team lead with seven tackles, including one tackle for loss
- **10/25 at LAC:** Started at linebacker and collected two tackles, including one for loss

2019 (Raiders & Jaguars)

- Signed by Jacksonville from the L.A. Rams practice squad on Dec. 10 prior to Week 15 and played the final three games of the season primarily on special teams

COLLEGE

- Played in 36 collegiate games at Texas Tech and 12 at East Mississippi Community College, amassing 379 combined tackles (200 solo) from his time at Texas Tech and EMCC combined
- Added 16 passes defensed, five INTs, 4.5 sacks, recovered four fumbles and forced an additional two fumbles
- Elected as a team captain prior to the 2017 season as a junior at Texas Tech, proceeding to start all 13 games at WILL linebacker
- Led the team with 102 tackles to go along with four passes defensed, 2.0 sacks, two INTs, a forced fumble and a fumble recovery

PERSONAL

- Attended Summer Creek (Humble, Texas) High School where he logged 112 tackles and three interceptions as a senior
- Father, Keith Allen, played collegiate football as a running back at the University of Texas
- Was featured on the Netflix documentary series "Last Chance U" while at EMCC in 2016

DAKOTA ALLEN'S NFL REGULAR SEASON DEFENSIVE STATISTICS

				TACKLES								INTERCEPTIONS					O. FUMB				ST					MISC	
DATE	TEAM	GP	GS	TK	S	A	TFL	YDS	SK	YDS	QBH	NO	YDS	LG	TD	PD	FF	FR	TD	YDS	TK	S	A	FF	FR	S	A
2019	Rams	0	0	0	0	0	0	0	0.0	0.0	0	0	0	0	0	0	0	0	0	0	0	0	0	0	0	0	0
Went from **L.A. Rams** to **Oakland**.																											
2019	Raiders	2	0	0	0	0	0	0	0.0	0.0	0	0	0	0	0	0	0	0	0	0	0	0	0	0	0	0	0
Went from **Oakland** to **Jacksonville**.																											
2019	Jaguars	3	0	0	0	0	0	0	0.0	0.0	0	0	0	0	0	0	0	0	0	0	1	1	0	0	0	0	0
2019	TOTAL	5	0	0	0	0	0	0	0.0	0.0	0	0	0	0	0	0	0	0	0	0	1	1	0	0	0	0	0
2020	Jaguars	13	2	14	9	5	3	8	0.0	0.0	1	0	0	0	0	0	0	0	0	0	4	3	1	0	0	0	0
2021	Jaguars	7	1	5	1	4	0	0	0.0	0.0	0	0	0	0	0	0	1	0	0	0	3	2	1	0	0	0	0
NFL TOTALS		**25**	**3**	**19**	**10**	**9**	**3**	**8**	**0.0**	**0.0**	**1**	**0**	**0**	**0**	**0**	**0**	**1**	**0**	**0**	**0**	**8**	**6**	**2**	**0**	**0**	**0**	**0**

SINGLE-GAME HIGHS: DEFENSIVE

Total Tackles 7 at Houston Texans, Oct 11, 2020
5 at Cincinnati Bengals, Oct 04, 2020

Forced Fumbles 1 vs. Miami Dolphins, Oct 17, 2021

Tackles For Loss 1 at Los Angeles Chargers, Oct 25, 2020
1 at Houston Texans, Oct 11, 2020
...1 more at 1.

Special Teams Tackles 1 at Houston Texans, Sep 12, 2021
1 at Indianapolis Colts, Jan 03, 2021
...4 more at 1.

2021 GAME-BY-GAME REGULAR-SEASON STATISTICS (JAGUARS)

			TACKLES								INTERCEPTIONS					O. FUMB				ST					MISC			
DATE	OPPONENT	P/S	TK	S	A	SK	YDS	TFL	YDS	QBH	NO	YDS	LG	TD	PD	FF	FR	TD	YDS	TK	S	A	FF	FR	S	A	W/L	SCORE
09/12	at Texans	P	1	0	1	0.0	0.0	0	0	0	0	0	0	0	0	0	0	0	0	1	1	0	0	0	0	0	L	21-37
09/19	Broncos	P	0	0	0	0.0	0.0	0	0	0	0	0	0	0	0	0	0	0	0	0	0	0	0	0	0	0	L	13-23
09/26	Cardinals	P	0	0	0	0.0	0.0	0	0	0	0	0	0	0	0	0	0	0	0	0	0	0	0	0	0	0	L	19-31
09/30	at Bengals	P	0	0	0	0.0	0.0	0	0	0	0	0	0	0	0	0	0	0	0	1	0	1	0	0	0	0	L	21-24
10/10	Titans	P	1	0	1	0.0	0.0	0	0	0	0	0	0	0	0	0	0	0	0	0	0	0	0	0	0	0	L	19-37
10/17	Dolphins	S	3	1	2	0.0	0.0	0	0	0	0	0	0	0	0	1	0	0	0	0	0	0	0	0	0	0	W	23-20
10/31	at Seahawks	P	0	0	0	0.0	0.0	0	0	0	0	0	0	0	0	0	0	0	0	1	1	0	0	0	0	0	L	7-31
2021 TOTALS		**7-1**	**5**	**1**	**4**	**0.0**	**0.0**	**0**	**0**	**0**	**0**	**0**	**0**	**0**	**0**	**1**	**0**	**0**	**0**	**3**	**2**	**1**	**0**	**0**	**0**	**0**	**1-6**	

2020 GAME-BY-GAME REGULAR-SEASON STATISTICS (JAGUARS)

			TACKLES								INTERCEPTIONS					O. FUMB				ST					MISC			
DATE	OPPONENT	P/S	TK	S	A	SK	YDS	TFL	YDS	QBH	NO	YDS	LG	TD	PD	FF	FR	TD	YDS	TK	S	A	FF	FR	S	A	W/L	SCORE
09/13	Colts	P	0	0	0	0.0	0.0	0	0	0	0	0	0	0	0	0	0	0	0	0	0	0	0	0	0	0	W	27-20
09/20	at Titans	P	0	0	0	0.0	0.0	0	0	0	0	0	0	0	0	0	0	0	0	0	0	0	0	0	0	0	L	30-33
09/24	Dolphins	P	0	0	0	0.0	0.0	0	0	0	0	0	0	0	0	0	0	0	0	1	1	0	0	0	0	0	L	13-31
10/04	at Bengals	P	5	2	3	0.0	0.0	1	1	0	0	0	0	0	0	0	0	0	0	1	0	1	0	0	0	0	L	25-33
10/11	at Texans	S	7	5	2	0.0	0.0	1	2	1	0	0	0	0	0	0	0	0	0	0	0	0	0	0	0	0	L	14-30
10/18	Lions	P	0	0	0	0.0	0.0	0	0	0	0	0	0	0	0	0	0	0	0	0	0	0	0	0	0	0	L	16-34
10/25	at Chargers	S	2	2	0	0.0	0.0	1	5	0	0	0	0	0	0	0	0	0	0	0	0	0	0	0	0	0	L	29-39
11/08	Texans												INACTIVE														L	25-27
11/15	at Packers												INACTIVE														L	20-24
11/22	Steelers	P	0	0	0	0.0	0.0	0	0	0	0	0	0	0	0	0	0	0	0	0	0	0	0	0	0	0	L	3-27
11/29	Browns	P	0	0	0	0.0	0.0	0	0	0	0	0	0	0	0	0	0	0	0	0	0	0	0	0	0	0	L	25-27
12/06	at Vikings												INACTIVE														L	24-27+
12/13	Titans	P	0	0	0	0.0	0.0	0	0	0	0	0	0	0	0	0	0	0	0	1	1	0	0	0	0	0	L	10-31
12/20	at Ravens	P	0	0	0	0.0	0.0	0	0	0	0	0	0	0	0	0	0	0	0	0	0	0	0	0	0	0	L	14-40
12/27	Bears	P	0	0	0	0.0	0.0	0	0	0	0	0	0	0	0	0	0	0	0	0	0	0	0	0	0	0	L	17-41
01/03	at Colts	P	0	0	0	0.0	0.0	0	0	0	0	0	0	0	0	0	0	0	0	1	1	0	0	0	0	0	L	14-28
2020 TOTALS		**13-2**	**14**	**9**	**5**	**0.0**	**0.0**	**3**	**8**	**1**	**0**	**0**	**0**	**0**	**0**	**0**	**0**	**0**	**0**	**4**	**3**	**1**	**0**	**0**	**0**	**0**	**1-15**	

+ - Overtime

JOSH ALLEN | 41

POSITION: DEFENSIVE END/OUTSIDE LINEBACKER
HT: 6-5 | **WT:** 255 | **DOB:** 7-13-1997
COLLEGE: KENTUCKY
HOMETOWN: MONTCLAIR, N.J.
ACQ: D1-'19
EXP: 3rd YEAR

@JoshAllen41_

joshallen_41

KEY TRANSACTIONS

- Originally drafted by Jacksonville in the first round (7th overall) in the 2019 draft

PRO

2021 (Jaguars)

- Voted a team captain for the 2021 season
- **10/31 at SEA:** Started at outside linebacker and recorded six total tackles, including 2.0 sacks and four tackles for loss... Recorded his third multi-sack game of his career... Allen is one of four players in franchise history to record four tackles for loss in one game, joining DL Calais Campbell, DT Terrance Knighton and DE Yannick Ngakoue
- **10/17 vs. MIA:** Started at outside linebacker and totaled seven tackles (four solo)... Also had one QB hit and one pass defensed... Had key stop on fourth down late in the fourth quarter to set up K Matthew Wright's 53-yard game winning field goal
- **10/10 vs. TEN:** Started at outside linebacker and tied a team high with seven total tackles (five solo), including 0.5 sack... Added two QB hits and one pass defensed
- **9/30 at CIN:** Started at outside linebacker and totaled two tackles (one solo) and one pass defensed
- **9/26 vs. ARI:** Started at outside linebacker and recorded one total tackle
- **9/19 vs. DEN:** Started at outside linebacker and recorded three total tackles (one solo), 1.0 sack and one QB hit... He is one of two players in franchise history to total 15.0 sacks through their first 26 career games and now has 9.0 sacks in 12 games at TIAA Bank Field
- **9/12 at HOU:** Started at outside linebacker and recorded five total tackles, including 1.0 sack, and two QB hits... With his sack, Allen joined DE Yannick Ngakoue and DE Tony Brackens as the only players in franchise history to tally at least 14.0 sacks in their first 25 career games

2020 (Jaguars)

- Saw action in eight games, making seven starts
- Tallied 13 tackles (seven solo), 2.5 sacks, two tackles for loss and one pass defensed
- Named team captain as voted on by his teammates
- Placed on injured reserve on Nov. 24 with a knee injury
- **9/24 vs. MIA:** Started at defensive end and tallied two solo tackles, including his first sack of the season
- **11/8 vs. HOU:** Started at defensive end and made four tackles, including a half-sack

2019 (Jaguars)

- Appeared in all 16 games, making four starts, during his rookie campaign
- Became the seventh player in franchise history to compile double-digit sacks in a season
- Amassed 44 tackles (31 solo), 11 tackles for loss, 10.5 sacks and two forced fumbles
- Finished the year second on the team with 11 tackles for loss... His 10.5 sacks recorded in 2019 led all NFL rookies and were the most by a rookie in franchise history
- One of five NFL players over the last 10 seasons to post at least 10.0 sacks and multiple forced fumbles in their rookie seasons
- Became the first rookie in Jaguars history to make the Pro Bowl
- **10/13 vs. N.O.:** Notched two tackles and 1.0 sack, becoming the third player in franchise history to post at least 4.0 sacks through six career games, joining DE Yannick Ngakoue and former DT John Henderson
- **10/27 vs. NYJ:** Saw action at DE, amassing 2.0 sacks, one tackle for loss and a forced fumble... Became the first Jaguars rookie since DE Yannick Ngakoue in 2016 to post at least 1.0 sack in four straight games
- **12/15 at OAK:** Saw action at DE and tallied three tackles (two solo), including 1.0 sack, his 10th of the season

COLLEGE

- Did not miss a game during his four-year career with the Wildcats, playing in all 51 games with 35 starts
- Career totals include 220 tackles, 31.5 sacks, 11 forced fumbles, eight passes defensed and two fumble recoveries
- Named SEC Defensive Player of the Year, earned consensus First Team All American honors and was honored with the Bronco Nagurski Award, presented to the nation's top defensive player, as a senior in 2018
- Allen's 17.0 sacks in 2018 were the most by an SEC player in a single season since the NCAA started official sack records in 2000, finishing the season ranked second nationally in sacks (17.0), fourth in forced fumbles (five) and sixth in tackles for loss (21.5)

PERSONAL

- He and his wife, Kaitlyn, have two sons, Wesley and Julian
- Son of Kim Allen and Robert Allen
- Josh's sister, Myisha Hines-Allen, played collegiate basketball at Louisville and is currently a forward for the Washington Mystics, the 2019 WNBA champions
- Uncle, Gregory Hines, played college basketball at Hampton and went on to a 12-year pro career
- Majored in communications

JOSH ALLEN'S NFL REGULAR SEASON DEFENSIVE STATISTICS

				TACKLES								INTERCEPTIONS					O. FUMB				ST					MISC	
DATE	TEAM	GP	GS	TK	S	A	TFL	YDS	SK	YDS	QBH	NO	YDS	LG	TD	PD	FF	FR	TD	YDS	TK	S	A	FF	FR	S	A
2019	Jaguars	16	4	44	31	13	11	77	10.5	74.0	23	0	0	0	0	0	2	0	0	0	0	0	0	0	0	0	0
2020	Jaguars	8	7	13	7	6	2	9	2.5	7.0	11	0	0	0	0	1	0	0	0	0	0	0	0	0	0	0	0
2021	Jaguars	7	7	31	19	12	6	49	4.5	42.0	8	0	0	0	0	3	0	0	0	0	0	0	0	0	0	0	0
NFL TOTALS		**31**	**18**	**88**	**57**	**31**	**19**	**135**	**17.5**	**123.0**	**42**	**0**	**0**	**0**	**0**	**4**	**2**	**0**	**0**	**0**	**0**	**0**	**0**	**0**	**0**	**0**	**0**

SINGLE-GAME HIGHS: DEFENSIVE

Total Tackles 7 vs. Miami Dolphins, Oct 17, 2021
7 vs. Tennessee Titans, Oct 10, 2021

Sacks 2.0 at Seattle Seahawks, Oct 31, 2021
2.0 vs. New York Jets, Oct 27, 2019
...1 more at 2.0.

Passes Defensed 1 vs. Miami Dolphins, Oct 17, 2021
1 vs. Tennessee Titans, Oct 10, 2021
...2 more at 1.

Forced Fumbles 1 vs. New York Jets, Oct 27, 2019
1 vs. Tennessee Titans, Sep 19, 2019

Tackles For Loss 4 at Seattle Seahawks, Oct 31, 2021
2 vs. Miami Dolphins, Sep 24, 2020
...2 more at 2.

2021 GAME-BY-GAME REGULAR-SEASON STATISTICS (JAGUARS)

			TACKLES								INTERCEPTIONS					O. FUMB				ST					MISC			
DATE	OPPONENT	P/S	TK	S	A	SK	YDS	TFL	YDS	QBH	NO	YDS	LG	TD	PD	FF	FR	TD	YDS	TK	S	A	FF	FR	S	A	W/L	SCORE
09/12	at Texans	S	5	3	2	1.0	2.0	1	2	2	0	0	0	0	0	0	0	0	0	0	0	0	0	0	0	0	L	21-37
09/19	Broncos	S	3	1	2	1.0	16.0	1	16	1	0	0	0	0	0	0	0	0	0	0	0	0	0	0	0	0	L	13-23
09/26	Cardinals	S	1	0	1	0.0	0.0	0	0	0	0	0	0	0	0	0	0	0	0	0	0	0	0	0	0	0	L	19-31
09/30	at Bengals	S	2	1	1	0.0	0.0	0	0	0	0	0	0	0	1	0	0	0	0	0	0	0	0	0	0	0	L	21-24
10/10	Titans	S	7	5	2	0.5	0.0	0	0	2	0	0	0	0	1	0	0	0	0	0	0	0	0	0	0	0	L	19-37
10/17	Dolphins	S	7	4	3	0.0	0.0	0	0	1	0	0	0	0	1	0	0	0	0	0	0	0	0	0	0	0	W	23-20
10/31	at Seahawks	S	6	5	1	2.0	24.0	4	31	2	0	0	0	0	0	0	0	0	0	0	0	0	0	0	0	0	L	7-31
2021 TOTALS		**7-7**	**31**	**19**	**12**	**4.5**	**42.0**	**6**	**49**	**8**	**0**	**0**	**0**	**0**	**3**	**0**	**0**	**0**	**0**	**0**	**0**	**0**	**0**	**0**	**0**	**1-6**	

2020 GAME-BY-GAME REGULAR-SEASON STATISTICS (JAGUARS)

			TACKLES								INTERCEPTIONS					O. FUMB				ST					MISC			
DATE	OPPONENT	P/S	TK	S	A	SK	YDS	TFL	YDS	QBH	NO	YDS	LG	TD	PD	FF	FR	TD	YDS	TK	S	A	FF	FR	S	A	W/L	SCORE
09/13	Colts	S	2	0	2	0.0	0.0	0	0	1	0	0	0	0	0	0	0	0	0	0	0	0	0	0	0	0	W	27-20
09/20	at Titans	S	1	0	1	0.0	0.0	0	0	2	0	0	0	0	0	0	0	0	0	0	0	0	0	0	0	0	L	30-33
09/24	Dolphins	S	2	2	0	1.0	4.0	2	9	3	0	0	0	0	0	0	0	0	0	0	0	0	0	0	0	0	L	13-31
10/04	at Bengals	S	2	2	0	1.0	0.0	0	0	1	0	0	0	0	0	0	0	0	0	0	0	0	0	0	0	0	L	25-33
10/11	at Texans											INACTIVE															L	14-30
10/18	Lions											INACTIVE															L	16-34
10/25	at Chargers	P	0	0	0	0.0	0.0	0	0	1	0	0	0	0	1	0	0	0	0	0	0	0	0	0	0	0	L	29-39
11/08	Texans	S	4	1	3	0.5	3.0	0	0	2	0	0	0	0	0	0	0	0	0	0	0	0	0	0	0	0	L	25-27
11/15	at Packers	S	2	2	0	0.0	0.0	0	0	1	0	0	0	0	0	0	0	0	0	0	0	0	0	0	0	0	L	20-24
11/22	Steelers	S	0	0	0	0.0	0.0	0	0	0	0	0	0	0	0	0	0	0	0	0	0	0	0	0	0	0	L	3-27
11/29	Browns											INJURED RESERVE															L	25-27
12/06	at Vikings											INJURED RESERVE															L	24-27+
12/13	Titans											INJURED RESERVE															L	10-31
12/20	at Ravens											INJURED RESERVE															L	14-40
12/27	Bears											INJURED RESERVE															L	17-41
01/03	at Colts											INJURED RESERVE															L	14-28
2020 TOTALS		**8-7**	**13**	**7**	**6**	**2.5**	**7.0**	**2**	**9**	**11**	**0**	**0**	**0**	**0**	**1**	**0**	**0**	**0**	**0**	**0**	**0**	**0**	**0**	**0**	**0**	**1-15**	

+ - Overtime



DAN ARNOLD | 85

POSITION: TIGHT END
HT: 6-6 | **WT:** 240 | **DOB:** 3-15-1995
COLLEGE: WISCONSIN-PLATTEVILLE
HOMETOWN: JANESVILLE, WISC.
ACQ: T (CAR)-'21
EXP: 5th YEAR

KEY TRANSACTIONS

- Signed as an undrafted free agent by New Orleans on 6/5/17
- Signed to the Saints practice squad on 9/1/19
- Claimed off waivers by Arizona on 12/5/19
- Signed as a free agent with Carolina on 3/22/21
- Traded to Jacksonville on 9/27/21

PRO

2021 (Panthers & Jaguars)

- **10/31 at SEA:** Started at tight end for the first time as a Jaguar and led the team with a career-high eight receptions for 68 yards
- **10/17 vs. MIA:** Saw action at tight end and recorded two catches for 27 yards
- **10/10 vs. TEN:** Saw action at tight end... Tied his career high with six receptions for a team-high 64 yards
- **9/30 at CIN:** Recorded two catches for 29 yards including a 17-yard reception in his Jaguars debut
- In three games with Carolina, registered seven receptions for 84 yards

2020 (Cardinals)

- Played in 16 games with five starts, recording career highs in receptions (31), yards (438) and touchdowns (438)
- **12/6 vs. LAR:** Recorded two receptions for 61 yards and two touchdowns, including a career-long 59-yard TD
- **12/13 at NYG**: Caught a touchdown in back-to-back games as he finished with two receptions for 27 yards and one touchdown

2019 (Saints & Cardinals)

- Spent first half of 2019 season on New Orleans practice squad... Promoted and played in two games for the Saints before being waived... Signed by Arizona and saw action in three games, making six catches for 102 yards and two touchdowns

2018 (Saints)

- Played in 10 games for New Orleans in 2018... Had 12 receptions for 150 yards and one touchdown

2017 (Saints)

- Spent 2017 season on injured reserve with the Saints

COLLEGE

- Played at Division III University of Wisconsin-Platteville for four seasons (2013-16)
- Had 2,097 receiving yards in final two seasons
- Won the conference championship in indoor 60-meter hurdles

PERSONAL

- Went to Shanley High School in Fargo, N.D.

DAN ARNOLD'S NFL REGULAR SEASON RUSHING/RECEIVING STATISTICS

				RECEIVING					RUSHING				
DATE	TEAM	GP	GS	NO.	YDS.	AVG.	LG	TD	NO.	YDS.	AVG.	LG	TD
2018	Saints	10	1	12	150	12.5	25t	1	0	0	0.0	0	0
2019	Saints	2	0	2	25	12.5	19	0	0	0	0.0	0	0
				Went from **New Orleans** to **Arizona**.									
2019	Cardinals	3	1	6	102	17.0	37	2	0	0	0.0	0	0
2019	TOTAL	5	1	8	127	15.9	37	2	0	0	0.0	0	0
2020	Cardinals	16	5	31	438	14.1	59t	4	0	0	0.0	0	0
2021	Panthers	3	2	7	84	12.0	19	0	0	0	0.0	0	0
				Went from **Carolina** to **Jacksonville**.									
2021	Jaguars	4	1	18	188	10.4	19	0	0	0	0.0	0	0
2021	TOTAL	7	3	25	272	10.9	19	0	0	0	0.0	0	0
NFL TOTALS		**38**	**10**	**76**	**987**	**13.0**	**59T**	**7**	**0**	**0**	**0.0**	**0**	**0**

DAN ARNOLD'S NFL POSTSEASON RUSHING/RECEIVING STATISTICS

				RECEIVING					RUSHING				
DATE	TEAM	GP	GS	NO.	YDS.	AVG.	LG	TD	NO.	YDS.	AVG.	LG	TD
2018	Saints	1	0	0	0	0.0	0	0	0	0	0.0	0	0
NFL TOTALS		**1**	**0**	**0**	**0**	**0.0**	**0**	**0**	**0**	**0**	**0.0**	**0**	**0**

DAN ARNOLD'S NFL REGULAR SEASON RETURN STATISTICS

		KICKOFF RETURNS					PUNT RETURNS					
DATE	TEAM	RET.	YDS.	AVG.	LG	TD	NO.	FC	YDS.	AVG.	LG	TD
2018	Saints	0	0	0.0	0	0	0	0	0	0.0	0	0
2019	Saints	0	0	0.0	0	0	0	0	0	0.0	0	0
				Went from **New Orleans** to **Arizona**.								
2019	Cardinals	0	0	0.0	0	0	0	0	0	0.0	0	0
2019	TOTAL	0	0	0.0	0	0	0	0	0	0.0	0	0
2020	Cardinals	0	0	0.0	0	0	0	0	0	0.0	0	0
2021	Panthers	0	0	0.0	0	0	0	0	0	0.0	0	0
				Went from **Carolina** to **Jacksonville**.								
2021	Jaguars	1	13	13.0	13	0	0	0	0	0.0	0	0
2021	TOTAL	1	13	13.0	13	0	0	0	0	0.0	0	0
NFL TOTALS		**1**	**13**	**13.0**	**13**	**0**	**0**	**0**	**0**	**0.0**	**0**	**0**

DAN ARNOLD'S NFL POSTSEASON RETURN STATISTICS

		KICKOFF RETURNS					PUNT RETURNS					
DATE	TEAM	RET.	YDS.	AVG.	LG	TD	NO.	FC	YDS.	AVG.	LG	TD
2018	Saints	0	0	0.0	0	0	0	0	0	0.0	0	0
NFL TOTALS		**0**	**0**	**0.0**	**0**	**0**	**0**	**0**	**0**	**0.0**	**0**	**0**

SINGLE-GAME HIGHS: RUSHING/RECEIVING

Receptions 8 at Seattle Seahawks, Oct 31, 2021
6 vs. Tennessee Titans, Oct 10, 2021

Receiving Yards 76 at Los Angeles Rams, Dec 29, 2019
68 at Seattle Seahawks, Oct 31, 2021

Longest Receptions 59t vs. Los Angeles Rams, Dec 06, 2020
41 vs. Seattle Seahawks, Oct 25, 2020

Receiving TDs 2 vs. Los Angeles Rams, Dec 06, 2020
1 at New York Giants, Dec 13, 2020
...4 more at 1.

All-Purpose Yards 81 at Seattle Seahawks, Oct 31, 2021
76 at Los Angeles Rams, Dec 29, 2019

Longest Kickoff Return 13 at Seattle Seahawks, Oct 31, 2021

Most TDs 2 vs. Los Angeles Rams, Dec 06, 2020
1 at New York Giants, Dec 13, 2020
...4 more at 1.

Receiving Average 19.0 at Los Angeles Rams, Dec 29, 2019
18.3 vs. New Orleans Saints, Sep 19, 2021

2021 GAME-BY-GAME REGULAR-SEASON STATISTICS (PANTHERS/JAGUARS)

			RECEIVING					RUSHING						
DATE	OPPONENT	P/S	NO.	YDS.	AVG.	LG	TD	NO.	YDS.	AVG.	LG	TD	W/L	SCORE
09/12	Jets	S	2	6	3.0	5	0	0	0	0.0	0	0	W	19-14
09/19	Saints	S	3	55	18.3	19	0	0	0	0.0	0	0	W	26-7
09/23	at Texans	P	2	23	11.5	12	0	0	0	0.0	0	0	W	24-9
						Went from **Panthers** to **Jaguars**.								
09/30	at Bengals	P	2	29	14.5	17	0	0	0	0.0	0	0	L	21-24
10/10	Titans	P	6	64	10.7	18	0	0	0	0.0	0	0	L	19-37
10/17	Dolphins	P	2	27	13.5	19	0	0	0	0.0	0	0	W	23-20
10/31	at Seahawks	S	8	68	8.5	11	0	0	0	0.0	0	0	L	7-31
2021 TOTALS		**7-3**	**25**	**272**	**10.9**	**19**	**0**	**0**	**0**	**0.0**	**0**	**0**	**4-3**	

2020 GAME-BY-GAME REGULAR-SEASON STATISTICS (CARDINALS)

			RECEIVING					RUSHING						
DATE	OPPONENT	P/S	NO.	YDS.	AVG.	LG	TD	NO.	YDS.	AVG.	LG	TD	W/L	SCORE
09/13	at 49ers	S	2	21	10.5	13	0	0	0	0.0	0	0	W	24-20
09/20	Washington	S	2	26	13.0	20	0	0	0	0.0	0	0	W	30-15
09/27	Lions	S	1	11	11.0	11	0	0	0	0.0	0	0	L	23-26
10/04	at Panthers	P	4	39	9.8	25	0	0	0	0.0	0	0	L	21-31
10/11	at Jets	P	0	0	0.0	0	0	0	0	0.0	0	0	W	30-10
10/19	at Cowboys	S	0	0	0.0	0	0	0	0	0.0	0	0	W	38-10
10/25	Seahawks	P	2	57	28.5	41	0	0	0	0.0	0	0	W	37-34+
11/08	Dolphins	P	1	16	16.0	16	0	0	0	0.0	0	0	L	31-34
11/15	Bills	P	4	34	8.5	11	0	0	0	0.0	0	0	W	32-30
11/19	at Seahawks	P	1	4	4.0	4t	1	0	0	0.0	0	0	L	21-28
11/29	at Patriots	P	1	17	17.0	17	0	0	0	0.0	0	0	L	17-20
12/06	Rams	P	2	61	30.5	59t	2	0	0	0.0	0	0	L	28-38
12/13	at Giants	P	2	27	13.5	20	1	0	0	0.0	0	0	W	26-7
12/20	Eagles	P	3	54	18.0	23	0	0	0	0.0	0	0	W	33-26
12/26	49ers	S	3	25	8.3	11	0	0	0	0.0	0	0	L	12-20
01/03	at Rams	P	3	46	15.3	25	0	0	0	0.0	0	0	L	7-18
2020 TOTALS		**16-5**	**31**	**438**	**14.1**	**59T**	**4**	**0**	**0**	**0.0**	**0**	**0**	**8-8**	

+ - Overtime



TAVON AUSTIN | 7

POSITION: WIDE RECEIVER
HT: 5-8 | **WT:** 180 | **DOB:** 3-15-1990
COLLEGE: WEST VIRGINIA
HOMETOWN: BALTIMORE, MD.
ACQ: FA-'21
EXP: 9th YEAR

KEY TRANSACTIONS

- Originally drafted by the L.A. Rams in the first round (eighth overall) of the 2013 draft
- Traded to Dallas for a sixth round draft choice on 4/28/18
- Signed by Green Bay on 12/1/20
- Signed by Jacksonville on 8/6/21
- Placed on Injured Reserve on 9/2/21
- Elevated to active roster from IR on 9/30/21

PRO

2021 (Jaguars)

- **10/31 at SEA:** Saw action at wide receiver and recorded one catch for 5 yards
- **10/17 vs. MIA:** Saw action at wide receiver
- **10/10 vs. TEN:** Hauled in five receptions for 54 yards
- **9/30 at CIN:** Recorded one reception for 8 yards in his Jaguars debut

2020 (Packers)

- **9/30 at CIN:** Recorded one reception for eight yards in his Jaguars debut
- Appeared in four games and posted five receptions for 20 yards (4.0 avg)... Returned three punts for 14 yards... Also appeared in both postseason games, returning two punts for 17 yards (8.5 avg)

2019 (Cowboys)

- Appeared in 14 games and recorded 13 receptions for 177 yards and one touchdown... Added six rushes for 47 yards and one touchdown and 17 punt returns for 84 yards

2018 (Cowboys)

- Played in seven games after suffering a groin injury in the first half of the season, but returned for the finale and both playoff games
- **9/16 vs. NYG:** Scored a touchdown on a 64-yard catch and-run
- **10/7 at HOU:** Recorded his 200th career reception
- **1/15/19 vs. SEA:** Had five punt returns for 73 yards

2017 (Rams)

- Played in all 16 games for the second time in his career, starting nine, and rushed a career-high 59 times for 270 yards with one touchdown while catching 13 passes for 47 yards
- Returned 12 punts 53 yards and one kickoff 13

2016 (Rams)

- Started all 15 games he played and tallied career-highs in receptions (58-second on the team) and receiving yards (509) with three touchdowns while adding one rushing touchdown on 28 carries for 159 yards
- **10/23 vs NYG:** Led team with 10 receptions, including a 10-yard touchdown catch

2015 (Rams)

- Played in all 16 games, starting 15, and caught 52 passes (team-high) for 473 yards with a career-best five touchdowns
- Added four touchdowns and 434 yards on 52 carries while logging 34 punt returns for 268 yards with one score - a 75-yarder
- **9/13 vs. SEA:** Had his punt return for a touchdown to make him the first player in NFL history with a 75-plus yard punt return touchdown in each of his first three seasons... Also had an 11-yard rushing score to become the fifth player in 20 years with a rushing touchdown and a punt return score in the same game

2014 (Rams)

- With eight starts in 15 games, caught 31 passes for 242 yards, rushed 36 times for 224 yards and two touchdowns, returned 35 punts 391 yards with one score and two kickoffs 19 yards
- **12/3 at WAS:** Earned NFC Special Teams Player of the Week finishing the game with 203 combined yards, including a 78-yard punt return for a touchdown

2013 (Rams)

- Started three of 13 games played and had 40 catches for 418 yards and four touchdowns; nine runs for 151 yards with one score; 33 punt returns for 280 yards with a 98-yard touchdown; and 18 kick returns for 398 yards.
- Became the first player in NFL history with a 95-yard punt return for a touchdown, an 80-yard receiving touchdown and a 65-yard rushing score in the same season.
- **9/8 vs. ARZ:** Made his NFL debut in the opener
- **11/24 vs. CHI:** Had a 65-yard rushing score - the first rushing touchdown of his career

COLLEGE

- Named the Big 12 Conference co-Special Teams Player of the Year as a senior at West Virginia in 2012... Also received the Paul Hornung Award, given to the most versatile player in the nation, and was a semi-finalist for the Biletnikoff Award, given to the nation's top receiver
- Led the nation with an average of 223.85 all-purpose yards per game and set school and Big 12 season records with a total of 2,910 all-purpose yards... Became the first Mountaineer to score touchdowns in four different ways in a single season (catch, rush, kick and punt return)

PERSONAL

- Started at running back and played slot receiver at Dunbar High School in Baltimore, Md., and was a two-time consensus Maryland Player of the Year and all-state choice
- Left school as the state record holder with 790 points scored, 123 touchdowns, 9,258 all-purpose yards and 7,962 rushing yards
- Majored in multidisciplinary studies at West Virginia as a member of the Garrett Ford Academic Honor Roll

REGULAR SEASON COMPARISON: RECEIVING - BUFFALO BILLS

DATE	OPP	W/L	GP/GS	REC	YDS.	AVG.	TD	LG	TGTS	YAC
10/9/16	LA vs. BUF	L	S	7	59	8.4	0	31	10	17
11/28/19	DAL vs. BUF	L	P	2	22	11.0	0	12	5	5
TOTALS		**0/2**	**2/1**	**9**	**81**	**9.0**	**0**	**31**	**15**	**22**

TAVON AUSTIN'S NFL REGULAR SEASON RUSHING/RECEIVING STATISTICS

				RECEIVING					RUSHING				
DATE	TEAM	GP	GS	NO.	YDS.	AVG.	LG	TD	NO.	YDS.	AVG.	LG	TD
2013	Rams	13	3	40	418	10.5	81t	4	9	151	16.8	65t	1
2014	Rams	15	8	31	242	7.8	28	0	36	224	6.2	19	2
2015	Rams	16	15	52	473	9.1	66t	5	52	434	8.3	60	4
2016	Rams	15	15	58	509	8.8	43t	3	28	159	5.7	30t	1
2017	Rams	16	9	13	47	3.6	13	0	59	270	4.6	27t	1
2018	Cowboys	7	0	8	140	17.5	64t	2	6	55	9.2	18	0
2019	Cowboys	14	0	13	177	13.6	59t	1	6	47	7.8	20t	1
2020	49ers	0	0	0	0	0.0	0	0	0	0	0.0	0	0
Went from **San Francisco** to **Green Bay**.													
2020	Packers	4	0	5	20	4.0	7	0	0	0	0.0	0	0
2020	TOTAL	4	0	5	20	4.0	7	0	0	0	0.0	0	0
2021	Jaguars	4	0	7	67	9.6	22	0	0	0	0.0	0	0
NFL TOTALS		**104**	**50**	**227**	**2,093**	**9.2**	**81T**	**15**	**196**	**1,340**	**6.8**	**65T**	**10**

TAVON AUSTIN'S NFL POSTSEASON RUSHING/RECEIVING STATISTICS

				RECEIVING					RUSHING				
DATE	TEAM	GP	GS	NO.	YDS.	AVG.	LG	TD	NO.	YDS.	AVG.	LG	TD
2017	Rams	1	1	0	0	0.0	0	0	0	0	0.0	0	0
2018	Cowboys	2	1	2	5	2.5	7	0	1	-3	-3.0	-3	0
2020	Packers	2	0	0	0	0.0	0	0	0	0	0.0	0	0
NFL TOTALS		**5**	**2**	**2**	**5**	**2.5**	**7**	**0**	**1**	**-3**	**-3.0**	**0**	**0**

TAVON AUSTIN'S NFL REGULAR SEASON RETURN STATISTICS

			KICKOFF RETURNS					PUNT RETURNS				
DATE	TEAM	RET.	YDS.	AVG.	LG	TD	NO.	FC	YDS.	AVG.	LG	TD
2013	Rams	18	398	22.1	32	0	33	11	280	8.5	98t	1
2014	Rams	2	19	9.5	11	0	35	23	391	11.2	78t	1
2015	Rams	3	16	5.3	7	0	34	15	268	7.9	75t	1
2016	Rams	1	5	5.0	5	0	44	16	364	8.3	47	0
2017	Rams	1	13	13.0	13	0	12	1	53	4.4	12	0
2018	Cowboys	0	0	0.0	0	0	10	7	58	5.8	22	0
2019	Cowboys	0	0	0.0	0	0	17	9	84	4.9	15	0
2020	49ers	0	0	0.0	0	0	0	0	0	0.0	0	0
Went from **San Francisco** to **Green Bay**.												
2020	Packers	0	0	0.0	0	0	3	3	14	4.7	7	0
2020	TOTAL	0	0	0.0	0	0	3	3	14	4.7	7	0
2021	Jaguars	0	0	0.0	0	0	0	0	0	0.0	0	0
NFL TOTALS		**25**	**451**	**18.0**	**32**	**0**	**188**	**85**	**1,512**	**8.0**	**98T**	**3**

TAVON AUSTIN'S NFL POSTSEASON RETURN STATISTICS

			KICKOFF RETURNS					PUNT RETURNS				
DATE	TEAM	RET.	YDS.	AVG.	LG	TD	NO.	FC	YDS.	AVG.	LG	TD
2017	Rams	0	0	0.0	0	0	0	0	0	0.0	0	0
2018	Cowboys	0	0	0.0	0	0	5	0	73	14.6	51	0
2020	Packers	0	0	0.0	0	0	2	3	17	8.5	9	0
NFL TOTALS		**0**	**0**	**0.0**	**0**	**0**	**7**	**3**	**90**	**12.9**	**51**	**0**

SINGLE-GAME HIGHS: RUSHING/RECEIVING

Rush Attempts	10 at Seattle Seahawks, Dec 17, 2017 8 at Minnesota Vikings, Nov 08, 2015
Rushing Yards	66 at Minnesota Vikings, Nov 08, 2015 65 vs. Chicago Bears, Nov 24, 2013
Longest Runs	65t vs. Chicago Bears, Nov 24, 2013 60 at Cincinnati Bengals, Nov 29, 2015
Rushing TDs	1 vs. Philadelphia Eagles, Oct 20, 2019 1 vs. Seattle Seahawks, Oct 08, 2017 ...8 more at 1.
Receptions	10 vs. New York Giants, Oct 23, 2016 7 vs. Atlanta Falcons, Dec 11, 2016 ...1 more at 7.
Receiving Yards	138 at Indianapolis Colts, Nov 10, 2013 98 vs. San Francisco 49ers, Nov 01, 2015
Longest Receptions	81t at Indianapolis Colts, Nov 10, 2013 66t vs. San Francisco 49ers, Nov 01, 2015
Receiving TDs	2 at Arizona Cardinals, Oct 04, 2015 2 at Indianapolis Colts, Nov 10, 2013 ...1 more at 2.
All-Purpose Yards	314 at Indianapolis Colts, Nov 10, 2013 203 at Washington Football Team, Dec 07, 2014
Kickoff Returns	4 at Arizona Cardinals, Dec 08, 2013 4 at San Francisco 49ers, Dec 01, 2013
Kickoff Return Yards	95 at Arizona Cardinals, Dec 08, 2013 79 vs. Seattle Seahawks, Oct 28, 2013
Longest Kickoff Return	32 at Arizona Cardinals, Dec 08, 2013 32 vs. Seattle Seahawks, Oct 28, 2013 ...1 more at 32.
Fair Catches	4 vs. Arizona Cardinals, Dec 11, 2014 4 at Arizona Cardinals, Nov 09, 2014
Punt Return Yards	145 at Indianapolis Colts, Nov 10, 2013 143 at Washington, Dec 07, 2014
Longest Punt Return	98t at Indianapolis Colts, Nov 10, 2013 78t at Washington, Dec 07, 2014
Punt Returns	7 vs. Atlanta Falcons, Dec 11, 2016 6 vs. San Francisco 49ers, Sep 26, 2013
Punt Return TDs	1 vs. Seattle Seahawks, Sep 13, 2015 1 at Washington, Dec 07, 2014 ...1 more at 1.
Special Teams Tackles	1 at San Francisco 49ers, Sep 21, 2017
Miscellaneous Tackles	1 vs. Atlanta Falcons, Dec 11, 2016 1 vs. New York Giants, Oct 23, 2016 ...4 more at 1.
Most TDs	3 at Indianapolis Colts, Nov 10, 2013 2 vs. Tampa Bay Buccaneers, Dec 17, 2015 ...4 more at 2.
Receiving Average	24.5 vs. San Francisco 49ers, Nov 01, 2015 16.4 at Tampa Bay Buccaneers, Sep 25, 2016
Punt Return Average	36.3 at Indianapolis Colts, Nov 10, 2013 35.8 at Washington, Dec 07, 2014

SINGLE-GAME HIGHS - POSTSEASON: RUSHING/RECEIVING

Rush Attempts	1 vs. Seattle Seahawks, Jan 05, 2019
Receptions	1 at Los Angeles Rams, Jan 12, 2019 1 vs. Seattle Seahawks, Jan 05, 2019
Receiving Yards	7 vs. Seattle Seahawks, Jan 05, 2019
Longest Receptions	7 vs. Seattle Seahawks, Jan 05, 2019
All-Purpose Yards	77 vs. Seattle Seahawks, Jan 05, 2019 17 vs. Los Angeles Rams, Jan 16, 2021
Fair Catches	2 vs. Tampa Bay Buccaneers, Jan 24, 2021 1 vs. Los Angeles Rams, Jan 16, 2021
Punt Return Yards	73 vs. Seattle Seahawks, Jan 05, 2019 17 vs. Los Angeles Rams, Jan 16, 2021
Longest Punt Return	51 vs. Seattle Seahawks, Jan 05, 2019 9 vs. Los Angeles Rams, Jan 16, 2021 ...2 more at 9.
Punt Returns	5 vs. Seattle Seahawks, Jan 05, 2019 2 vs. Los Angeles Rams, Jan 16, 2021

100-YARD RECEIVING GAMES (1): REGULAR SEASON

DATE	TEAM	NO.	YDS.	AVG.	LG	TD
11/10/13	at Colts	2	138	69.0	81t	2

2021 GAME-BY-GAME REGULAR-SEASON STATISTICS (JAGUARS)

			RECEIVING					RUSHING						
DATE	OPPONENT	P/S	NO.	YDS.	AVG.	LG	TD	NO.	YDS.	AVG.	LG	TD	W/L	SCORE
09/12	at Texans					INJURED RESERVE							L	21-37
09/19	Broncos					INJURED RESERVE							L	13-23
09/26	Cardinals					INJURED RESERVE							L	19-31
09/30	at Bengals	P	1	8	8.0	8	0	0	0	0.0	0	0	L	21-24
10/10	Titans	P	5	54	10.8	22	0	0	0	0.0	0	0	L	19-37
10/17	Dolphins	P	0	0	0.0	0	0	0	0	0.0	0	0	W	23-20
10/31	at Seahawks	P	1	5	5.0	5	0	0	0	0.0	0	0	L	7-31
2021 TOTALS		**4-0**	**7**	**67**	**9.6**	**22**	**0**	**0**	**0**	**0.0**	**0**	**0**	**1-6**	

2020 GAME-BY-GAME REGULAR-SEASON STATISTICS (49ERS/PACKERS)

			RECEIVING					RUSHING						
DATE	OPPONENT	P/S	NO.	YDS.	AVG.	LG	TD	NO.	YDS.	AVG.	LG	TD	W/L	SCORE
09/13	Cardinals					INJURED RESERVE							L	20-24
09/20	at Jets					INJURED RESERVE							W	31-13
09/27	at Giants					INJURED RESERVE							W	36-9
10/04	Eagles					INJURED RESERVE							L	20-25
10/11	Dolphins					INJURED RESERVE							L	17-43
10/18	Rams					INJURED RESERVE							W	24-16
10/25	at Patriots					INJURED RESERVE							W	33-6
						Went from **49ers** to **Packers**.								
11/01	Vikings					NOT ON ROSTER							L	22-28
11/05	at 49ers					NOT ON ROSTER							W	34-17
11/15	Jaguars					NOT ON ROSTER							W	24-20
11/22	at Colts					NOT ON ROSTER							L	31-34+
11/29	Bears					NOT ON ROSTER							W	41-25
12/06	Eagles					INACTIVE							W	30-16
12/13	at Lions	P	2	8	4.0	5	0	0	0	0.0	0	0	W	31-24
12/19	Panthers	P	0	0	0.0	0	0	0	0	0.0	0	0	W	24-16
12/27	Titans	P	2	5	2.5	6	0	0	0	0.0	0	0	W	40-14
01/03	at Bears	P	1	7	7.0	7	0	0	0	0.0	0	0	W	35-16
2020 TOTALS		**4-0**	**5**	**20**	**4.0**	**7**	**0**	**0**	**0**	**0.0**	**0**	**0**	**12-5**	

+ - Overtime

2020 GAME-BY-GAME POSTSEASON STATISTICS (PACKERS)

			RECEIVING					RUSHING						
DATE	OPPONENT	P/S	NO.	YDS.	AVG.	LG	TD	NO.	YDS.	AVG.	LG	TD	W/L	SCORE
01/16	Rams	P	0	0	0.0	0	0	0	0	0.0	0	0	W	32-18
01/24	Buccaneers	P	0	0	0.0	0	0	0	0	0.0	0	0	L	26-31
2020 TOTALS		**2-0**	**0**	**0**	**0.0**	**0**	**0**	**0**	**0**	**0.0**	**0**	**0**	**1-1**	

BEN BARTCH | 78

POSITION: OFFENSIVE LINEMAN
HT: 6-6 | **WT:** 315 | **DOB:** 7-22-1998
COLLEGE: ST. JOHN'S (MINN.)
HOMETOWN: DAYTON, ORE.
ACQ: D4-'20
EXP: 2nd YEAR

KEY TRANSACTIONS

- Originally drafted by Jacksonville in the fourth round (116th overall) of the 2020 draft

PRO

2021 (Jaguars)

- **10/31 at SEA:** Started at right guard and played all 76 offensive snaps
- **10/17 vs. MIA:** Started at right guard and played 24 snaps... Left the game in the second quarter with a concussion
- **10/10 vs. TEN:** Started at right guard and helped RB James Robinson rush for a career-high 149 yards
- **9/30 at CIN:** Played 35 snaps at right guard after replacing A.J. Cann who exited the game in the second quarter
- **9/26 vs. ARI:** Saw action at left guard after replacing Andrew Norwell who briefly exited the game in the second quarter with an ankle injury... Helped the offense rush for 159 yards on 29 attempts
- **9/19 vs. DEN:** Played 20 snaps at right guard after replacing A.J. Cann... Also saw action on special teams
- **9/12 at HOU:** Saw action on special teams

2020 (Jaguars)

- Saw action in 13 games as a rookie on the offensive line, making one start... Part of an offensive line that helped rookie RB James Robinson tally the most scrimmage yards (1,414), and the second-most rushing yards (1,070), by an undrafted rookie in NFL history
- **10/18 vs. DET:** Saw action at right guard after OL A.J. Cann exited the game with a shoulder injury and on special teams
- **12/13 vs. TEN:** Made his first career start at left guard

COLLEGE

- Began his collegiate career as a tight end prior to moving to left tackle
- Started 14 games at left tackle as a senior and earned First-Team All-Minnesota Intercollegiate Athletic Conference honors and was named a Division III All-American
- Became the first player from St. John's (Minn.) drafted since 1974 and the first player to be drafted from the Minnesota Intercollegiate Athletic Conference since 2003
- Also competed on St. John's track and field team in shot put and the discus
- Named to the 2019 Allstate American Football Coaches Association (AFCA) Good Works Team, an award established to recognize a select group of college football players who have made a commitment to service and enriching the lives of others

PERSONAL

- In an effort to gain weight after moving to the offensive line, consumed a protein shake daily of seven scrambled eggs, a tub of cottage cheese, quick grits, peanut butter, bananas and gatorade while in college
- Studied in South Africa during the spring of 2019, where he served as a computer lab tutor for children ages kindergarten-seventh grade at Seyisi Primary School (New Brighton, South Africa)
- Volunteered with Catholic Charities' Meals on Wheels in fall of 2018 in nearby St. Joseph, Minn. and served as an after-school tutor for a sixth-grade student at All Saints Academy
- Volunteered at Newman, the Roman Catholic parish at the University of Wisconsin-Eau Claire's Ecumenical Religious Center, in 2017 and 2018 when visiting his grandmother during breaks in the academic year
- Majored in pyschology and has an interest in sports psychology and mental skills training

BEN BARTCH'S NFL REGULAR SEASON STATISTICS

DATE	TEAM	GP	GS
2020	Jaguars	13	1
2021	Jaguars	7	3
NFL TOTALS		**20**	**4**

2021 GAME-BY-GAME REGULAR-SEASON STATISTICS (JAGUARS)

DATE	OPPONENT	P/S	W/L	SCORE
09/12	at Texans	P	L	21-37
09/19	Broncos	P	L	13-23
09/26	Cardinals	P	L	19-31
09/30	at Bengals	P	L	21-24
10/10	Titans	S	L	19-37
10/17	Dolphins	S	W	23-20
10/31	at Seahawks	S	L	7-31
2021 TOTALS		**7-3**	**1-6**	

2020 GAME-BY-GAME REGULAR-SEASON STATISTICS (JAGUARS)

DATE	OPPONENT	P/S		W/L	SCORE
09/13	Colts	P		W	27-20
09/20	at Titans	P		L	30-33
09/24	Dolphins	P		L	13-31
10/04	at Bengals	P		L	25-33
10/11	at Texans	P		L	14-30
10/18	Lions	P		L	16-34
10/25	at Chargers	P		L	29-39
11/08	Texans	P		L	25-27
11/15	at Packers	P		L	20-24
11/22	Steelers	P		L	3-27
11/29	Browns	P		L	25-27
12/06	at Vikings	P		L	24-27+
12/13	Titans	S		L	10-31
12/20	at Ravens		RESERVE/COVID-19	L	14-40
12/27	Bears		RESERVE/COVID-19	L	17-41
01/03	at Colts		RESERVE/COVID-19	L	14-28
2020 TOTALS		**13-1**		**1-15**	

+ - Overtime

C.J. BEATHARD | 3

POSITION: QUARTERBACK
HT: 6-2 | **WT:** 215 | **DOB:** 11-16-1993
COLLEGE: IOWA
HOMETOWN: FRANKLIN, TENN.
ACQ: UFA (S.F.)-'21
EXP: 5th YEAR

@ceejaybeat_hard

KEY TRANSACTIONS

- Originally drafted by San Francisco in the third round (107th overall) in the 2017 Draft
- Signed by Jacksonville as an unrestricted free agent on 3/24/21

PRO

2021 (Jaguars)

- **10/31 at SEA:** Did not play
- **10/17 vs. MIA:** Did not play
- **10/10 vs. TEN:** Did not play
- **9/30 at CIN:** Did not play
- **9/26 vs. ARI:** Did not play
- **9/19 vs. DEN:** Did not play
- **9/12 at HOU:** Did not play

2020 (49ers)

- Appeared in six games (two starts) and completed 66 of 104 attempts for 787 yards and six TDs.

2019 (49ers)

- Did not play

2018 (49ers)

- Played in six games (five starts) and completed 102 of 169 attempts for 1,252 yards and eight TDs
- **9/30 at LAC:** Completed 23 of 37 attempts for 298 yards and tied his career high with two TDs

2017 (49ers)

- Played in seven games (five starts) and completed 123 of 224 attempts for 1,430 yards and four TDs. Set the single-season franchise record for attempts (224), completions (123) and passing yards (1,430) by a rookie quarterback
- Added 26 carries for 136 yards and three TDs rushing
- His three rushing TDs set the single-season franchise record for rushing TDs by a rookie quaterback

COLLEGE

- In four seasons with Iowa, played in 41 games (28 starts) and completed 454 of 782 attempts for 5,562 yards, 40 TDs and 19 INTs
- Finished his collegiate career ranked sixth in school history in career TD passes (40), seventh in completions (454) and attempts (782) and eighth in passing yards (5,562)
- In 2016, was named a captain and earned Academic All-Big Ten and honorable mention All-Big Ten honors
- As a junior, was named the team's Most Valuable Player (offense) and was named a captain
- Also earned Second-Team All-Big Ten honors, the "Extra Heartbeat" Award (offense) and Players' Choice Award (offense)

PERSONAL

- Attended Battle Ground Academy (Franklin, Tenn.) and led the state of Tennessee in passing yards, completions and TDs as a junior and senior
- Earned first-team all-state honors and was runner-up for "Mr. Football Award" in Tennessee as a senior
- Named first-team all-region and region MVP as a junior and senior
- Four-year letterman in both football and baseball
- Born Casey Jarrett Beathard
- Majored in leisure studies (recreation and sport business) at Iowa

C.J. BEATHARD'S NFL REGULAR SEASON PASSING STATISTICS

DATE	TEAM	GP	GS	ATT.	CMP.	PCT.	YDS	AVG.	TD	INT.	LG	SK	LST	RATE
2017	49ers	7	5	224	123	54.9	1,430	6.4	4	6	83t	19	141	69.2
2018	49ers	6	5	169	102	60.4	1,252	7.4	8	7	82t	18	156	81.8
2019	49ers	0	0	0	0	0.0	0	0.0	0	0	0	0	0	0.0
2020	49ers	6	2	104	66	63.5	787	7.6	6	0	49t	9	71	105.7
2021	Jaguars	0	0	0	0	0.0	0	0.0	0	0	0	0	0	0.0
TOTALS		**19**	**12**	**497**	**291**	**58.6**	**3,469**	**7.0**	**18**	**13**	**83T**	**46**	**368**	**81.1**

C.J. BEATHARD'S NFL POSTSEASON PASSING STATISTICS

DATE	TEAM	GP	GS	ATT.	CMP.	PCT.	YDS	AVG.	TD	INT.	LG	SK	LST	RATE
2019	49ers	0	0	0	0	0.0	0	0.0	0	0	0	0	0	0.0
TOTALS		**0**	**0**	**0**	**0**	**0.0**	**0**	**0.0**	**0**	**0**	**0**	**0**	**0**	**0.0**

C.J. BEATHARD'S NFL REGULAR SEASON RUSHING STATISTICS

DATE	TEAM	NO.	YDS.	AVG.	LG	TD
2017	49ers	26	136	5.2	16	3
2018	49ers	19	69	3.6	13	1
2019	49ers	0	0	0.0	0	0
2020	49ers	6	28	4.7	17	0
2021	Jaguars	0	0	0.0	0	0
TOTALS		**51**	**233**	**4.6**	**17**	**4**

C.J. BEATHARD'S NFL POSTSEASON RUSHING STATISTICS

DATE	TEAM	NO.	YDS.	AVG.	LG	TD
2019	49ers	0	0	0.0	0	0
TOTALS		**0**	**0**	**0.0**	**0**	**0**

C.J. BEATHARD'S NFL REGULAR SEASON PASSING/RUSHING STATISTICS

				PASSING												RUSHING				
DATE	TEAM	GP	GS	ATT.	CMP.	PCT.	YDS	AVG.	TD	INT.	LG	SK	LST	RATE	NO.	YDS.	AVG.	LG	TD
2017	49ers	7	5	224	123	54.9	1,430	6.4	4	6	83t	19	141	69.2	26	136	5.2	16	3
2018	49ers	6	5	169	102	60.4	1,252	7.4	8	7	82t	18	156	81.8	19	69	3.6	13	1
2019	49ers	0	0	0	0	0.0	0	0.0	0	0	0	0	0	0.0	0	0	0.0	0	0
2020	49ers	6	2	104	66	63.5	787	7.6	6	0	49t	9	71	105.7	6	28	4.7	17	0
2021	Jaguars	0	0	0	0	0.0	0	0.0	0	0	0	0	0	0.0	0	0	0.0	0	0
TOTALS		**19**	**12**	**497**	**291**	**58.6**	**3,469**	**7.0**	**18**	**13**	**83T**	**46**	**368**	**81.1**	**51**	**233**	**4.6**	**17**	**4**

C.J. BEATHARD'S NFL POSTSEASON PASSING/RUSHING STATISTICS

				PASSING												RUSHING				
DATE	TEAM	GP	GS	ATT.	CMP.	PCT.	YDS	AVG.	TD	INT.	LG	SK	LST	RATE	NO.	YDS.	AVG.	LG	TD
2019	49ers	0	0	0	0	0.0	0	0.0	0	0	0	0	0	0.0	0	0	0.0	0	0
TOTALS		**0**	**0**	**0**	**0**	**0.0**	**0**	**0.0**	**0**	**0**	**0**	**0**	**0**	**0.0**	**0**	**0**	**0.0**	**0**	**0**

SINGLE-GAME HIGHS: QUARTERBACK

Pass Attempts 54 vs. Arizona Cardinals, Oct 07, 2018
51 vs. Arizona Cardinals, Nov 05, 2017

Pass Completions 34 vs. Arizona Cardinals, Oct 07, 2018
25 vs. Seattle Seahawks, Jan 03, 2021

Yards Passing 349 vs. Arizona Cardinals, Oct 07, 2018
298 at Los Angeles Chargers, Sep 30, 2018

TD Passes 3 at Arizona Cardinals, Dec 26, 2020
2 at Green Bay Packers, Oct 15, 2018
...3 more at 2.

Long Passes 83t vs. New York Giants, Nov 12, 2017
82t at Los Angeles Chargers, Sep 30, 2018

Completion Percentage 76.0 vs. New York Giants, Nov 12, 2017
73.7 vs. Philadelphia Eagles, Oct 04, 2020

Passer Rating 125.4 at Arizona Cardinals, Dec 26, 2020
123.4 vs. New York Giants, Nov 12, 2017

Rush Attempts 7 at Los Angeles Chargers, Sep 30, 2018
6 vs. Seattle Seahawks, Nov 26, 2017
...1 more at 6.

Rushing Yards 40 at Philadelphia Eagles, Oct 29, 2017
30 vs. Dallas Cowboys, Oct 22, 2017

Longest Runs 17 at Arizona Cardinals, Dec 26, 2020
16 vs. Dallas Cowboys, Oct 22, 2017

Rushing TDs 1 vs. Arizona Cardinals, Oct 07, 2018
1 vs. New York Giants, Nov 12, 2017
...2 more at 1.

300-YARD PASSING GAMES (1): REGULAR SEASON

DATE	TEAM	NO.	YDS.	AVG.	LG	TD
10/07/18	CARDINALS	34	349	10.3	45	2

2021 GAME-BY-GAME REGULAR-SEASON STATISTICS (JAGUARS)

			PASSING											RUSHING					
DATE	OPPONENT	P/S	ATT	CMP	YDS	PCT	Y/A	Y/C	TD	INT	LG	SK/YD	RATE	ATT	YDS	LG	TD	W/L	SCORE
09/12	at Texans		DID NOT PLAY (NON-INJURY)															L	21-37
09/19	Broncos		DID NOT PLAY (NON-INJURY)															L	13-23
09/26	Cardinals		DID NOT PLAY (NON-INJURY)															L	19-31
09/30	at Bengals		DID NOT PLAY (NON-INJURY)															L	21-24
10/10	Titans		DID NOT PLAY (NON-INJURY)															L	19-37
10/17	Dolphins		DID NOT PLAY (NON-INJURY)															W	23-20
10/31	at Seahawks		DID NOT PLAY (NON-INJURY)															L	7-31
2021 TOTALS		**0-0**	**0**	**0**	**0**	**0.0**	**0.0**	**0.0**	**0**	**0**	**0**	**0/0**	**0.0**	**0**	**0**	**0**	**0**	**1-6**	

2020 GAME-BY-GAME REGULAR-SEASON STATISTICS (49ERS)

			PASSING											RUSHING					
DATE	OPPONENT	P/S	ATT	CMP	YDS	PCT	Y/A	Y/C	TD	INT	LG	SK/YD	RATE	ATT	YDS	LG	TD	W/L	SCORE
09/13	Cardinals								ON INACTIVE LIST									L	20-24
09/20	at Jets								ON INACTIVE LIST									W	31-13
09/27	at Giants								DID NOT PLAY (NON-INJURY)									W	36-9
10/04	Eagles	P	19	14	138	73.7	7.3	9.9	0	0	20	1/9	93.8	0	0	0	0	L	20-25
10/11	Dolphins	P	18	9	94	50.0	5.2	10.4	1	0	19t	2/20	84.0	0	0	0	0	L	17-43
10/18	Rams								ON INACTIVE LIST									W	24-16
10/25	at Patriots								ON INACTIVE LIST									W	33-6
11/01	at Seahawks								ON INACTIVE LIST									L	27-37
11/05	Packers								DID NOT PLAY (NON-INJURY)									L	17-34
11/15	at Saints	P	1	0	0	0.0	0.0	0.0	0	0	0	0/0	39.6	0	0	0	0	L	13-27
11/29	at Rams								DID NOT PLAY (NON-INJURY)									W	23-20
12/07	Bills								DID NOT PLAY (NON-INJURY)									L	24-34
12/13	Washington								DID NOT PLAY (NON-INJURY)									L	15-23
12/20	at Cowboys	P	7	5	100	71.4	14.3	20.0	1	0	49t	0/0	153.3	0	0	0	0	L	33-41
12/26	at Cardinals	S	22	13	182	59.1	8.3	14.0	3	0	27	3/11	125.4	3	18	17	0	W	20-12
01/03	Seahawks	S	37	25	273	67.6	7.4	10.9	1	0	45	3/31	98.1	3	10	7	0	L	23-26
2020 TOTALS		**6-2**	**104**	**66**	**787**	**63.5**	**7.6**	**11.9**	**6**	**0**	**49T**	**9/71**	**105.7**	**6**	**28**	**17**	**0**	**6-10**	

MALCOM BROWN | 90

POSITION: DEFENSIVE TACKLE
HT: 6-2 | **WT:** 330 | **DOB:** 2-2-1994
COLLEGE: TEXAS
HOMETOWN: BRENHAM, TEXAS
ACQ: T (N.O.) -'21
EXP: 7th YEAR

KEY TRANSACTIONS

- Originally selected by the Patriots in the first round (32nd overall) of the 2015 NFL draft
- Agreed to terms with the New Orleans Saints on a three-year contract on 3/14/19
- Acquired by Jacksonville in a trade with the Saints on 3/17/21

PRO

2021 (Jaguars)

- **10/31 at SEA:** Started at defensive tackle and recorded five total tackles (three solo)
- **10/17 vs. MIA:** Started at defensive tackle and totaled three tackles (one solo)
- **10/10 vs. TEN:** Started at defensive tackle and recorded two solo tackles
- **9/30 at CIN:** Started at defensive tackle and totaled four tackles (one solo)
- **9/26 vs. ARI:** Started at defensive tackle and recorded two total tackles (one solo)
- **9/19 vs. DEN:** Started at defensive tackle and posted one total tackle and one QB hit
- **9/12 at HOU:** Started at defensive tackle and tied a career-high with seven total tackles in his Jaguars debut

2020 (Saints)

- Started and played in 13 games, finished the year with 27 total tackles, 1.0 sack and two QB hits
- **11/15 vs. S.F.:** Started and recorded his first sack of the season along with one solo tackle
- **10/25 vs. CAR:** Started and made one solo tackle in a run-stopping effort where New Orleans allowed only 37 yards rushing on 14 carries (2.6 avg.)

2019 (Saints)

- Started all 16 games, recorded 34 tackles (18 solo), 2.0 sacks, one pass defensed and one fumble recovery
- **11/24 vs. CAR:** Recorded season-high five tackles (two solo) in the fourth quarter of come-from-behind win
- **12/29 at CAR:** Had two tackles (one solo) and one fumble recovery

2018 (Patriots)

- Appeared in 15 games with 14 starts posting 39 tackles (19 solo) and one fumble recovery
- **12/23 vs. BUF:** Made two tackles while also adding a key fumble recovery late in the third quarter that ended a scoring opportunity

2017 (Patriots)

- Started 12-of-13 regular-season games he played in and compiled 49 tackles and 2.5 sacks
- Started all three postseason contests and posted 12 tackles
- **12/3 at BUF:** Started at defensive tackle and finished second on the team with a season-high tying seven tackles, while adding a half sack in the victory
- **2/4/18 vs. PHI:** Started at defensive tackle and finished with six tackles in Super Bowl LII

2016 (Patriots)

- Played in all 16 regular-season games with 13 starts and tallied 50 tackles, 3.0 sacks, one forced fumble and one safety
- Started all three postseason contests and posted 11 tackles and 1.0 sack
- **11/13 vs. SEA:** Recorded five total tackles and one forced fumble
- **1/14/17 vs. HOU:** Sacked Brock Osweiller for a 9-yard loss in Divisional Round win

2015 (Patriots)

- Played in all 16 regular season games with 12 starts and led Patriots rookies with 48 tackles, 3.0 sacks and two fumble recoveries
- **9/10 vs. PIT:** Made NFL debut in the win starting at defensive tackle and posting his first career sack
- **11/15 at NYG:** Started at defensive tackle and posted a season-high seven tackles in the win

COLLEGE

- At Texas, started 26-of-39 games over his three-year career and finished with 165 tackles, 8.5 sacks, 29 tackles for loss, two forced fumbles, two fumble recoveries and six passes defensed
- A consensus First-Team Big-12 and All America selection as junior in 2014, became first defensive tackle to lead Longhorns in sacks (5.5) and tackles for loss (13) since 1984

PERSONAL

- Was a high school All-American at Brenham High School and was rated as the second-best defensive tackle in the nation by ESPNU
- Three-year starter who tallied 125 tackles, 66 tackles for loss, 91 quarterback hits, 24.0 sacks, nine forced fumbles and four fumble recoveries, helping Brenham post a 34-5 record over his final three seasons
- Also lettered in basketball and track and field

MALCOM BROWN'S NFL REGULAR SEASON DEFENSIVE STATISTICS

				TACKLES								INTERCEPTIONS					O. FUMB				ST					MISC	
DATE	TEAM	GP	GS	TK	S	A	TFL	YDS	SK	YDS	QBH	NO	YDS	LG	TD	PD	FF	FR	TD	YDS	TK	S	A	FF	FR	S	A
2015	Patriots	16	12	48	31	17	6	25	3.0	17.0	5	0	0	0	0	0	0	2	0	0	0	0	0	0	0	0	0
2016	Patriots	16	13	50	24	26	4	28	3.0	28.0	5	0	0	0	0	0	1	0	0	0	0	0	0	0	0	0	0
2017	Patriots	13	12	49	29	20	4	24	2.5	18.5	5	0	0	0	0	0	0	0	0	0	0	0	0	0	0	0	0
2018	Patriots	15	14	39	19	20	0	0	0.0	0.0	1	0	0	0	0	0	0	1	0	0	0	0	0	0	0	0	0
2019	Saints	16	16	34	18	16	6	24	2.0	11.0	5	0	0	0	0	1	0	1	0	0	0	0	0	0	0	0	0
2020	Saints	13	13	27	9	18	3	11	1.0	10.0	2	0	0	0	0	0	0	0	0	0	0	0	0	0	0	0	0
2021	Jaguars	7	7	24	12	12	0	0	0.0	0.0	1	0	0	0	0	0	0	0	0	0	0	0	0	0	0	0	0
NFL TOTALS		**96**	**87**	**271**	**142**	**129**	**23**	**112**	**11.5**	**84.5**	**24**	**0**	**0**	**0**	**0**	**1**	**1**	**4**	**0**	**0**	**0**	**0**	**0**	**0**	**0**	**0**	**0**

MALCOM BROWN'S NFL POSTSEASON DEFENSIVE STATISTICS

				TACKLES								INTERCEPTIONS					O. FUMB				ST					MISC	
DATE	TEAM	GP	GS	TK	S	A	TFL	YDS	SK	YDS	QBH	NO	YDS	LG	TD	PD	FF	FR	TD	YDS	TK	S	A	FF	FR	S	A
2015	Patriots	2	2	6	2	4	0	0	0.0	0.0	0	0	0	0	0	0	0	0	0	0	0	0	0	0	0	0	0
2016	Patriots	3	3	11	5	6	2	10	1.0	9.0	1	0	0	0	0	0	0	0	0	0	0	0	0	0	0	0	0
2017	Patriots	3	3	12	6	6	0	0	0.0	0.0	0	0	0	0	0	0	0	0	0	0	0	0	0	0	0	0	0
2018	Patriots	3	2	4	1	3	0	0	0.0	0.0	0	0	0	0	0	0	0	0	0	0	0	0	0	0	0	0	0
2019	Saints	1	1	2	0	2	0	0	0.5	3.0	1	0	0	0	0	0	0	0	0	0	0	0	0	0	0	0	0
2020	Saints	2	2	3	2	1	0	0	0.0	0.0	0	0	0	0	0	0	0	0	0	0	0	0	0	0	0	0	0
NFL TOTALS		**14**	**13**	**38**	**16**	**22**	**2**	**10**	**1.5**	**12.0**	**2**	**0**	**0**	**0**	**0**	**0**	**0**	**0**	**0**	**0**	**0**	**0**	**0**	**0**	**0**	**0**	**0**

SINGLE-GAME HIGHS: DEFENSIVE

Total Tackles 7 at Houston Texans, Sep 12, 2021
7 at Pittsburgh Steelers, Dec 17, 2017
...3 more at 7.

Sacks 2.0 at Cleveland Browns, Oct 09, 2016
1.0 at Tampa Bay Buccaneers, Nov 08, 2020
...8 more at 1.0.

Passes Defensed 1 at Tennessee Titans, Dec 22, 2019

Forced Fumbles 1 vs. Seattle Seahawks, Nov 13, 2016

Fumble Recoveries 1 at Carolina Panthers, Dec 29, 2019
1 vs. Buffalo Bills, Dec 23, 2018
...2 more at 1.

Tackles For Loss 2 vs. Carolina Panthers, Nov 24, 2019
2 vs. Dallas Cowboys, Sep 29, 2019
...3 more at 2.

Safeties 1 vs. Baltimore Ravens, Dec 12, 2016

SINGLE-GAME HIGHS - POSTSEASON: DEFENSIVE

Total Tackles 6 vs. Philadelphia Eagles, Feb 04, 2018
6 vs. Houston Texans, Jan 14, 2017

Sacks 1.0 vs. Houston Texans, Jan 14, 2017
0.5 vs. Minnesota Vikings, Jan 05, 2020

Tackles For Loss 1 vs. Pittsburgh Steelers, Jan 22, 2017
1 vs. Houston Texans, Jan 14, 2017

2021 GAME-BY-GAME REGULAR-SEASON STATISTICS (JAGUARS)

						TACKLES						INTERCEPTIONS				O. FUMB				ST					MISC			
DATE	OPPONENT	P/S	TK	S	A	SK	YDS	TFL	YDS	QBH	NO	YDS	LG	TD	PD	FF	FR	TD	YDS	TK	S	A	FF	FR	S	A	W/L	SCORE
09/12	at Texans	S	7	4	3	0.0	0.0	0	0	0	0	0	0	0	0	0	0	0	0	0	0	0	0	0	0	0	L	21-37
09/19	Broncos	S	1	0	1	0.0	0.0	0	0	1	0	0	0	0	0	0	0	0	0	0	0	0	0	0	0	0	L	13-23
09/26	Cardinals	S	2	1	1	0.0	0.0	0	0	0	0	0	0	0	0	0	0	0	0	0	0	0	0	0	0	0	L	19-31
09/30	at Bengals	S	4	1	3	0.0	0.0	0	0	0	0	0	0	0	0	0	0	0	0	0	0	0	0	0	0	0	L	21-24
10/10	Titans	S	2	2	0	0.0	0.0	0	0	0	0	0	0	0	0	0	0	0	0	0	0	0	0	0	0	0	L	19-37
10/17	Dolphins	S	3	1	2	0.0	0.0	0	0	0	0	0	0	0	0	0	0	0	0	0	0	0	0	0	0	0	W	23-20
10/31	at Seahawks	S	5	3	2	0.0	0.0	0	0	0	0	0	0	0	0	0	0	0	0	0	0	0	0	0	0	0	L	7-31
2021 TOTALS		**7-7**	**24**	**12**	**12**	**0.0**	**0.0**	**0**	**0**	**1**	**0**	**0**	**0**	**0**	**0**	**0**	**0**	**0**	**0**	**0**	**0**	**0**	**0**	**0**	**0**	**0**	**1-6**	

2020 GAME-BY-GAME REGULAR-SEASON STATISTICS (SAINTS)

			TACKLES								INTERCEPTIONS					O. FUMB				ST					MISC			
DATE	OPPONENT	P/S	TK	S	A	SK	YDS	TFL	YDS	QBH	NO	YDS	LG	TD	PD	FF	FR	TD	YDS	TK	S	A	FF	FR	S	A	W/L	SCORE
09/13	Buccaneers	S	0	0	0	0.0	0.0	0	0	0	0	0	0	0	0	0	0	0	0	0	0	0	0	0	0	0	W	34-23
09/21	at Raiders	S	3	2	1	0.0	0.0	0	0	0	0	0	0	0	0	0	0	0	0	0	0	0	0	0	0	0	L	24-34
09/27	Packers	S	2	0	2	0.0	0.0	0	0	0	0	0	0	0	0	0	0	0	0	0	0	0	0	0	0	0	L	30-37
10/04	at Lions	S	1	0	1	0.0	0.0	0	0	0	0	0	0	0	0	0	0	0	0	0	0	0	0	0	0	0	W	35-29
10/12	Chargers	S	4	1	3	0.0	0.0	0	0	0	0	0	0	0	0	0	0	0	0	0	0	0	0	0	0	0	W	30-27+
10/25	Panthers	S	1	1	0	0.0	0.0	0	0	0	0	0	0	0	0	0	0	0	0	0	0	0	0	0	0	0	W	27-24
11/01	at Bears	S	4	0	4	0.0	0.0	0	0	0	0	0	0	0	0	0	0	0	0	0	0	0	0	0	0	0	W	26-23+
11/08	at Buccaneers	S	1	1	0	1.0	10.0	1	10	1	0	0	0	0	0	0	0	0	0	0	0	0	0	0	0	0	W	38-3
11/15	49ers	S	3	1	2	0.0	0.0	1	0	0	0	0	0	0	0	0	0	0	0	0	0	0	0	0	0	0	W	27-13
11/22	Falcons	S	1	0	1	0.0	0.0	0	0	1	0	0	0	0	0	0	0	0	0	0	0	0	0	0	0	0	W	24-9
11/29	at Broncos	S	3	2	1	0.0	0.0	0	0	0	0	0	0	0	0	0	0	0	0	0	0	0	0	0	0	0	W	31-3
12/06	at Falcons	S	1	0	1	0.0	0.0	0	0	0	0	0	0	0	0	0	0	0	0	0	0	0	0	0	0	0	W	21-16
12/13	at Eagles											ON INACTIVE LIST															L	21-24
12/20	Chiefs											ON INACTIVE LIST															L	29-32
12/25	Vikings											INACTIVE															W	52-33
01/03	at Panthers	S	3	1	2	0.0	0.0	1	1	0	0	0	0	0	0	0	0	0	0	0	0	0	0	0	0	0	W	33-7
2020 TOTALS		**13-13**	**27**	**9**	**18**	**1.0**	**10.0**	**3**	**11**	**2**	**0**	**0**	**0**	**0**	**0**	**0**	**0**	**0**	**0**	**0**	**0**	**0**	**0**	**0**	**0**	**0**	**12-4**	

+ - Overtime

2020 GAME-BY-GAME POSTSEASON STATISTICS (SAINTS)

			TACKLES								INTERCEPTIONS					O. FUMB				ST					MISC			
DATE	OPPONENT	P/S	TK	S	A	SK	YDS	TFL	YDS	QBH	NO	YDS	LG	TD	PD	FF	FR	TD	YDS	TK	S	A	FF	FR	S	A	W/L	SCORE
01/10	Bears	S	3	2	1	0.0	0.0	0	0	0	0	0	0	0	0	0	0	0	0	0	0	0	0	0	0	0	W	21-9
01/17	Buccaneers	S	0	0	0	0.0	0.0	0	0	0	0	0	0	0	0	0	0	0	0	0	0	0	0	0	0	0	L	20-30
2020 TOTALS		**2-2**	**3**	**2**	**1**	**0.0**	**0.0**	**0**	**0**	**0**	**0**	**0**	**0**	**0**	**0**	**0**	**0**	**0**	**0**	**0**	**0**	**0**	**0**	**0**	**0**	**0**	**1-1**	

TAVEN BRYAN | 93

POSITION: DEFENSIVE LINEMAN
HT: 6-5 | **WT:** 295 | **DOB:** 3-11-1996
COLLEGE: FLORIDA
HOMETOWN: CASPER, WYO.
ACQ: D1-'18
EXP: 4th YEAR

@tavenbryan93
@tavenb

KEY TRANSACTIONS

- Originally drafted by Jacksonville in the first round (29th overall) of the 2018 draft

PRO

2021 (Jaguars)

- **10/31 at SEA:** Saw action on defense and had one total tackle
- **10/17 vs. MIA:** Inactive
- **10/10 vs. TEN:** Saw action on 18 defensive snaps
- **9/30 at CIN:** Played 16 snaps on defense
- **9/26 vs. ARI:** Recorded two solo tackles including one tackle for loss
- **9/19 vs. DEN:** Recorded two total tackles
- **9/12 at HOU:** Recorded two total tackles and one QB hit at defensive tackle

2020 (Jaguars)

- Saw action in all 16 games on the season, starting nine, and totaled 18 tackles (10 solo), three tackles for loss and a half sack
- **10/11 at HOU:** Started at defensive tackle and posted three tackles, including one tackle for loss
- **10/25 at LAC:** Started at defensive tackle and collected two tackles, including a half-sack

2019 (Jaguars)

- Saw action in all 16 games on the season, starting eight and tallied 33 tackles (18 solo), five tackles for loss, 2.0 sacks, one forced fumble and one pass defensed
- **9/19 vs. TEN:** Saw action at defensive tackle, amassing three tackles (two solo) and 1.0 sack, the second of his career
- **10/20 at CIN:** Saw action at defensive tackle, posting three tackles (two solo)... His pressure on QB Andy Dalton led to DE Yannick Ngakoue's pick six
- **12/29 vs. IND:** Started at defensive tackle tallying four tackles (three solo), 1.0 sack, one pass defensed and one forced fumble

2018 (Jaguars)

- Saw action in all 16 games during his rookie campaign, making one start... Amassed 20 tackles (13 solo), three tackles for loss and 1.0 sack
- **12/6 at TEN:** Made his first career start at defensive tackle and recorded three tackles
- **12/30 at HOU:** Recorded 1.0 sack, the first of his career

COLLEGE

- Appeared in 36 games with 14 starts
- Named Associated Press All-SEC Second Team after his junior year
- Career totals include 67 tackle (31 solo), 10.5 tackles for loss, 5.5 sacks, two forced fumbles and three fumble recoveries

PERSONAL

- Father, Brandy, spent four years as a Navy SEAL
- Has one sister, Chelcey
- Walk-up song in Arlington, Texas after being selected was "Hail To The King" by Avenged Sevenfold
- Youth football team in Wyoming was nicknamed the 'Jaguars'
- Nickname: Wyoming Wildman
- Attended Notrona County (Wyo.) High School and helped lead the team to a 41-6 record in his final three seasons, including back-to-back state titles in 2012 and 2013
- Unanimously selected as the 2013 Conference Defensive Player of the Year

TAVEN BRYAN'S NFL REGULAR SEASON DEFENSIVE STATISTICS

				TACKLES								INTERCEPTIONS					O. FUMB				ST					MISC	
DATE	TEAM	GP	GS	TK	S	A	TFL	YDS	SK	YDS	QBH	NO	YDS	LG	TD	PD	FF	FR	TD	YDS	TK	S	A	FF	FR	S	A
2018	Jaguars	16	1	20	13	7	3	9	1.0	4.0	2	0	0	0	0	0	0	0	0	0	0	0	0	0	0	0	0
2019	Jaguars	16	8	33	18	15	5	22	2.0	16.0	9	0	0	0	0	1	1	0	0	0	0	0	0	0	0	0	0
2020	Jaguars	16	8	18	10	8	3	4	0.5	1.0	5	0	0	0	0	0	0	0	0	0	0	0	0	0	0	0	0
2021	Jaguars	6	0	7	4	3	1	1	0.0	0.0	1	0	0	0	0	0	0	0	0	0	0	0	0	0	0	0	0
NFL TOTALS		**54**	**17**	**78**	**45**	**33**	**12**	**36**	**3.5**	**21.0**	**17**	**0**	**0**	**0**	**0**	**1**	**1**	**0**	**0**	**0**	**0**	**0**	**0**	**0**	**0**	**0**	**0**

SINGLE-GAME HIGHS: DEFENSIVE

Total Tackles 4 vs. Indianapolis Colts, Dec 29, 2019
4 at Atlanta Falcons, Dec 22, 2019
...1 more at 4.

Sacks 1.0 vs. Indianapolis Colts, Dec 29, 2019
1.0 vs. Tennessee Titans, Sep 19, 2019
...1 more at 1.0.

Passes Defensed 1 vs. Indianapolis Colts, Dec 29, 2019

Forced Fumbles 1 vs. Indianapolis Colts, Dec 29, 2019

Tackles For Loss 2 at Indianapolis Colts, Nov 17, 2019
1 at Los Angeles Chargers, Oct 25, 2020
...8 more at 1.

2021 GAME-BY-GAME REGULAR-SEASON STATISTICS (JAGUARS)

			TACKLES								INTERCEPTIONS					O. FUMB				ST					MISC			
DATE	OPPONENT	P/S	TK	S	A	SK	YDS	TFL	YDS	QBH	NO	YDS	LG	TD	PD	FF	FR	TD	YDS	TK	S	A	FF	FR	S	A	W/L	SCORE
09/12	at Texans	P	2	2	0	0.0	0.0	0	0	1	0	0	0	0	0	0	0	0	0	0	0	0	0	0	0	0	L	21-37
09/19	Broncos	P	2	0	2	0.0	0.0	0	0	0	0	0	0	0	0	0	0	0	0	0	0	0	0	0	0	0	L	13-23
09/26	Cardinals	P	2	2	0	0.0	0.0	1	1	0	0	0	0	0	0	0	0	0	0	0	0	0	0	0	0	0	L	19-31
09/30	at Bengals	P	0	0	0	0.0	0.0	0	0	0	0	0	0	0	0	0	0	0	0	0	0	0	0	0	0	0	L	21-24
10/10	Titans	P	0	0	0	0.0	0.0	0	0	0	0	0	0	0	0	0	0	0	0	0	0	0	0	0	0	0	L	19-37
10/17	Dolphins												INACTIVE														W	23-20
10/31	at Seahawks	P	1	0	1	0.0	0.0	0	0	0	0	0	0	0	0	0	0	0	0	0	0	0	0	0	0	0	L	7-31
2021 TOTALS		**6-0**	**7**	**4**	**3**	**0.0**	**0.0**	**1**	**1**	**1**	**0**	**0**	**0**	**0**	**0**	**0**	**0**	**0**	**0**	**0**	**0**	**0**	**0**	**0**	**0**	**0**	**1-6**	

2020 GAME-BY-GAME REGULAR-SEASON STATISTICS (JAGUARS)

			TACKLES								INTERCEPTIONS					O. FUMB				ST					MISC			
DATE	OPPONENT	P/S	TK	S	A	SK	YDS	TFL	YDS	QBH	NO	YDS	LG	TD	PD	FF	FR	TD	YDS	TK	S	A	FF	FR	S	A	W/L	SCORE
09/13	Colts	S	0	0	0	0.0	0.0	0	0	1	0	0	0	0	0	0	0	0	0	0	0	0	0	0	0	0	W	27-20
09/20	at Titans	S	1	1	0	0.0	0.0	0	0	1	0	0	0	0	0	0	0	0	0	0	0	0	0	0	0	0	L	30-33
09/24	Dolphins	S	0	0	0	0.0	0.0	0	0	1	0	0	0	0	0	0	0	0	0	0	0	0	0	0	0	0	L	13-31
10/04	at Bengals	S	2	1	1	0.0	0.0	0	0	1	0	0	0	0	0	0	0	0	0	0	0	0	0	0	0	0	L	25-33
10/11	at Texans	S	3	2	1	0.0	0.0	1	1	0	0	0	0	0	0	0	0	0	0	0	0	0	0	0	0	0	L	14-30
10/18	Lions	S	1	1	0	0.0	0.0	1	0	0	0	0	0	0	0	0	0	0	0	0	0	0	0	0	0	0	L	16-34
10/25	at Chargers	S	2	1	1	0.5	1.0	1	3	1	0	0	0	0	0	0	0	0	0	0	0	0	0	0	0	0	L	29-39
11/08	Texans	P	2	1	1	0.0	0.0	0	0	0	0	0	0	0	0	0	0	0	0	0	0	0	0	0	0	0	L	25-27
11/15	at Packers	S	1	0	1	0.0	0.0	0	0	0	0	0	0	0	0	0	0	0	0	0	0	0	0	0	0	0	L	20-24
11/22	Steelers	P	1	1	0	0.0	0.0	0	0	0	0	0	0	0	0	0	0	0	0	0	0	0	0	0	0	0	L	3-27
11/29	Browns	P	2	1	1	0.0	0.0	0	0	0	0	0	0	0	0	0	0	0	0	0	0	0	0	0	0	0	L	25-27
12/06	at Vikings	P	0	0	0	0.0	0.0	0	0	0	0	0	0	0	0	0	0	0	0	0	0	0	0	0	0	0	L	24-27+
12/13	Titans	P	1	0	1	0.0	0.0	0	0	0	0	0	0	0	0	0	0	0	0	0	0	0	0	0	0	0	L	10-31
12/20	at Ravens	P	1	0	1	0.0	0.0	0	0	0	0	0	0	0	0	0	0	0	0	0	0	0	0	0	0	0	L	14-40
12/27	Bears	P	1	1	0	0.0	0.0	0	0	0	0	0	0	0	0	0	0	0	0	0	0	0	0	0	0	0	L	17-41
01/03	at Colts	P	0	0	0	0.0	0.0	0	0	0	0	0	0	0	0	0	0	0	0	0	0	0	0	0	0	0	L	14-28
2020 TOTALS		**16-8**	**18**	**10**	**8**	**0.5**	**1.0**	**3**	**4**	**5**	**0**	**0**	**0**	**0**	**0**	**0**	**0**	**0**	**0**	**0**	**0**	**0**	**0**	**0**	**0**	**0**	**1-15**	

+ - Overtime

TYSON CAMPBELL | 32

POSITION: CORNERBACK
HT: 6-1 | **WT:** 195 | **DOB:** 3-17-2000
COLLEGE: GEORGIA
HOMETOWN: MIRAMAR, FLA.
ACQ: D2-'21
EXP: R

@tysoncampbell_
@tysoncampbell_

KEY TRANSACTIONS:

- Originally drafted by Jacksonville in the second round (33rd overall) in the 2021 draft

PRO

2021 (Jaguars)

- **10/31 at SEA:** Started at cornerback after missing two games with a toe injury... Finished with four total tackles (three solo) and one pass defensed
- **10/17 vs. MIA:** Inactive (toe)
- **10/10 vs. TEN:** Inactive (toe)
- **9/30 at CIN:** Started at cornerback and tied for a team-high with eight total tackles (four solo) and also added one tackle for loss
- **9/26 vs. ARI:** Started at cornerback and finished third on the team with eight total tackles (six solo) and added one pass defensed.... His six solo tackles tied for the team lead
- **9/19 vs. DEN:** Started at nickel and also saw action at outside corner in home debut... Recorded three total tackles (two solo) and one pass defensed
- **9/12 at HOU:** Saw action at nickel corner in his NFL debut... Recorded two tackles (two solo)

COLLEGE

2020

- Started at cornerback in all 10 games
- Finished his final year at Georgia with 29 total tackles, 2.5 tackles for loss and a team-high five passes defensed
- **11/28 at South Carolina:** Recorded an interception and returned it 40 yards in 45-16 victory

2019

- Played in nine of 14 games, including three starts
- Recorded 15 total tackles and four passes defensed
- **11/30 at Georgia Tech:** Recovered a fumbled punt in the endzone for a touchdown in 52-7 win

2018

- Started at cornerback in 11 of 14 games
- Had 45 total tackles with one pass defensed
- **9/22 at Missouri:** Forced, recovered and returned a first-quarter fumble for a 64-yard touchdown

PERSONAL

- 2A state champion in the 100 meters and 200 meters
- Led American Heritage High School to a 50-5 record, including undefeated seasons as state champions in his junior and senior campaigns
- Favorite artist is Rod Wave

TYSON CAMPBELL'S NFL REGULAR SEASON DEFENSIVE STATISTICS

				TACKLES								INTERCEPTIONS					O. FUMB				ST					MISC	
DATE	TEAM	GP	GS	TK	S	A	TFL	YDS	SK	YDS	QBH	NO	YDS	LG	TD	PD	FF	FR	TD	YDS	TK	S	A	FF	FR	S	A
2021	Jaguars	5	4	26	17	9	1	2	0.0	0.0	0	0	0	0	0	3	0	0	0	0	0	0	0	0	0	0	0
NFL TOTALS		**5**	**4**	**26**	**17**	**9**	**1**	**2**	**0.0**	**0.0**	**0**	**0**	**0**	**0**	**0**	**3**	**0**	**0**	**0**	**0**	**0**	**0**	**0**	**0**	**0**	**0**	**0**

SINGLE-GAME HIGHS: DEFENSIVE

Total Tackles
9 at Cincinnati Bengals, Sep 30, 2021
8 vs. Arizona Cardinals, Sep 26, 2021

Passes Defensed
1 at Seattle Seahawks, Oct 31, 2021
1 vs. Arizona Cardinals, Sep 26, 2021
...1 more at 1.

2021 GAME-BY-GAME REGULAR-SEASON STATISTICS (JAGUARS)

			TACKLES								INTERCEPTIONS					O. FUMB				ST					MISC			
DATE	OPPONENT	P/S	TK	S	A	SK	YDS	TFL	YDS	QBH	NO	YDS	LG	TD	PD	FF	FR	TD	YDS	TK	S	A	FF	FR	S	A	W/L	SCORE
09/12	at Texans	P	2	2	0	0.0	0.0	0	0	0	0	0	0	0	0	0	0	0	0	0	0	0	0	0	0	0	L	21-37
09/19	Broncos	S	3	2	1	0.0	0.0	0	0	0	0	0	0	0	1	0	0	0	0	0	0	0	0	0	0	0	L	13-23
09/26	Cardinals	S	8	6	2	0.0	0.0	0	0	0	0	0	0	0	1	0	0	0	0	0	0	0	0	0	0	0	L	19-31
09/30	at Bengals	S	9	4	5	0.0	0.0	1	2	0	0	0	0	0	0	0	0	0	0	0	0	0	0	0	0	0	L	21-24
10/10	Titans											INACTIVE															L	19-37
10/17	Dolphins											INACTIVE															W	23-20
10/31	at Seahawks	S	4	3	1	0.0	0.0	0	0	0	0	0	0	0	1	0	0	0	0	0	0	0	0	0	0	0	L	7-31
2021 TOTALS		**5-4**	**26**	**17**	**9**	**0.0**	**0.0**	**1**	**2**	**0**	**0**	**0**	**0**	**0**	**3**	**0**	**0**	**0**	**0**	**0**	**0**	**0**	**0**	**0**	**0**	**0**	**1-6**	

K'LAVON CHAISSON | 45

POSITION: DEFENSIVE END/OUTSIDE LINEBACKER
HT: 6-3 | **WT:** 245 | **DOB:** 7-25-1999
COLLEGE: LSU
HOMETOWN: HOUSTON, TEXAS
ACQ: D1-'20
EXP: 2nd YEAR

@S4CKGURU
@s4ckguru

KEY TRANSACTIONS

- Originally drafted by Jacksonville in the first round (20th overall) in the 2020 draft... Pronounced KAY-luh-vahn Chase-on

PRO

2021 (Jaguars)

- **10/31 at SEA:** Started at outside linebacker and recorded two total tackles
- **10/17 vs. MIA:** Saw action on defense
- **10/10 vs. TEN:** Started at outside linebacker and finished with a career-high six tackles, including 1.0 sack, two tackles for loss and three QB hits
- **9/30 at CIN:** Saw action on defense and had one tackle and one QB hit
- **9/26 vs. ARI:** Started at outside linebacker and finished the game with three total tackles (two solo)
- **9/19 vs. DEN:** Saw action at outside linebacker and recorded three total tackles (one solo)
- **9/12 at HOU:** Started at outside linebacker and recorded two total tackles

2020 (Jaguars)

- Saw action in all 16 games as a rookie, starting three... Amassed 19 tackles (12 solo), three tackles for loss, 1.0 sack and one pass defensed
- **9/13 vs. IND:** Saw extensive action (46 snaps) at defensive end in his NFL debut and posted two tackles (one solo)
- **9/20 at TEN:** Saw action at defensive end and posted two tackles, including his first career sack
- **10/11 at HOU:** Made his first career start at defensive end and tallied one tackle and one pass defensed

COLLEGE

- Played in 26 games with 17 starts in his three years with the Tigers
- Capped career with 92 tackles, 19.0 tackles for loss and 9.5 sacks
- Three-time member of the SEC Academic Honor Roll

PERSONAL

- Inspired by his late father, Kelvin, who was a linebacker at Baylor from 1999-2001
- "I'm not going to sit here and lie to you and say I've always dreamed of playing at the next level or I've always dreamed about playing in the NFL because that's not true. The inspiration to play the sport was something that ran deeper. With my size and the tradition in my family involving the sport, it was sort of an obligation or you were looked at differently."
- Created an Instagram account for his dog, Prince Nino: @lifeofnino
- Also passionate about financial literacy, the environment and social justice

K'LAVON CHAISSON'S NFL REGULAR SEASON DEFENSIVE STATISTICS

				TACKLES								INTERCEPTIONS					O. FUMB				ST					MISC	
DATE	TEAM	GP	GS	TK	S	A	TFL	YDS	SK	YDS	QBH	NO	YDS	LG	TD	PD	FF	FR	TD	YDS	TK	S	A	FF	FR	S	A
2020	Jaguars	16	3	19	12	7	3	13	1.0	8.0	9	0	0	0	0	1	0	0	0	0	0	0	0	0	0	0	0
2021	Jaguars	7	4	17	8	9	2	4	1.0	2.0	4	0	0	0	0	0	0	0	0	0	0	0	0	0	0	0	0
NFL TOTALS		**23**	**7**	**36**	**20**	**16**	**5**	**17**	**2.0**	**10.0**	**13**	**0**	**0**	**0**	**0**	**1**	**0**	**0**	**0**	**0**	**0**	**0**	**0**	**0**	**0**	**0**	**0**

SINGLE-GAME HIGHS: DEFENSIVE

Total Tackles 6 vs. Tennessee Titans, Oct 10, 2021
3 vs. Arizona Cardinals, Sep 26, 2021
...2 more at 3.

Sacks 1.0 vs. Tennessee Titans, Oct 10, 2021
1.0 at Tennessee Titans, Sep 20, 2020

Passes Defensed 1 at Houston Texans, Oct 11, 2020

Tackles For Loss 2 vs. Tennessee Titans, Oct 10, 2021
1 at Baltimore Ravens, Dec 20, 2020
...2 more at 1.

2021 GAME-BY-GAME REGULAR-SEASON STATISTICS (JAGUARS)

				TACKLES								INTERCEPTIONS					O. FUMB				ST					MISC			
DATE	OPPONENT	P/S	TK	S	A	SK	YDS	TFL	YDS	QBH	NO	YDS	LG	TD	PD	FF	FR	TD	YDS	TK	S	A	FF	FR	S	A	W/L	SCORE
09/12	at Texans	S	2	1	1	0.0	0.0	0	0	0	0	0	0	0	0	0	0	0	0	0	0	0	0	0	0	0	L	21-37
09/19	Broncos	P	3	1	2	0.0	0.0	0	0	0	0	0	0	0	0	0	0	0	0	0	0	0	0	0	0	0	L	13-23
09/26	Cardinals	S	3	2	1	0.0	0.0	0	0	0	0	0	0	0	0	0	0	0	0	0	0	0	0	0	0	0	L	19-31
09/30	at Bengals	P	1	1	0	0.0	0.0	0	0	1	0	0	0	0	0	0	0	0	0	0	0	0	0	0	0	0	L	21-24
10/10	Titans	S	6	3	3	1.0	2.0	2	4	3	0	0	0	0	0	0	0	0	0	0	0	0	0	0	0	0	L	19-37
10/17	Dolphins	P	0	0	0	0.0	0.0	0	0	0	0	0	0	0	0	0	0	0	0	0	0	0	0	0	0	0	W	23-20
10/31	at Seahawks	S	2	0	2	0.0	0.0	0	0	0	0	0	0	0	0	0	0	0	0	0	0	0	0	0	0	0	L	7-31
2021 TOTALS		**7-4**	**17**	**8**	**9**	**1.0**	**2.0**	**2**	**4**	**4**	**0**	**0**	**0**	**0**	**0**	**0**	**0**	**0**	**0**	**0**	**0**	**0**	**0**	**0**	**0**	**0**	**1-6**	

2020 GAME-BY-GAME REGULAR-SEASON STATISTICS (JAGUARS)

			TACKLES								INTERCEPTIONS					O. FUMB				ST					MISC			
DATE	OPPONENT	P/S	TK	S	A	SK	YDS	TFL	YDS	QBH	NO	YDS	LG	TD	PD	FF	FR	TD	YDS	TK	S	A	FF	FR	S	A	W/L	SCORE
09/13	Colts	P	2	1	1	0.0	0.0	0	0	0	0	0	0	0	0	0	0	0	0	0	0	0	0	0	0	0	W	27-20
09/20	at Titans	P	2	1	1	1.0	8.0	1	8	1	0	0	0	0	0	0	0	0	0	0	0	0	0	0	0	0	L	30-33
09/24	Dolphins	P	2	2	0	0.0	0.0	0	0	1	0	0	0	0	0	0	0	0	0	0	0	0	0	0	0	0	L	13-31
10/04	at Bengals	P	1	0	1	0.0	0.0	0	0	0	0	0	0	0	0	0	0	0	0	0	0	0	0	0	0	0	L	25-33
10/11	at Texans	S	1	0	1	0.0	0.0	0	0	0	0	0	0	0	1	0	0	0	0	0	0	0	0	0	0	0	L	14-30
10/18	Lions	S	0	0	0	0.0	0.0	0	0	0	0	0	0	0	0	0	0	0	0	0	0	0	0	0	0	0	L	16-34
10/25	at Chargers	P	1	1	0	0.0	0.0	0	0	0	0	0	0	0	0	0	0	0	0	0	0	0	0	0	0	0	L	29-39
11/08	Texans	P	0	0	0	0.0	0.0	0	0	0	0	0	0	0	0	0	0	0	0	0	0	0	0	0	0	0	L	25-27
11/15	at Packers	P	0	0	0	0.0	0.0	0	0	0	0	0	0	0	0	0	0	0	0	0	0	0	0	0	0	0	L	20-24
11/22	Steelers	P	2	2	0	0.0	0.0	1	2	0	0	0	0	0	0	0	0	0	0	0	0	0	0	0	0	0	L	3-27
11/29	Browns	P	0	0	0	0.0	0.0	0	0	0	0	0	0	0	0	0	0	0	0	0	0	0	0	0	0	0	L	25-27
12/06	at Vikings	P	2	1	1	0.0	0.0	0	0	2	0	0	0	0	0	0	0	0	0	0	0	0	0	0	0	0	L	24-27+
12/13	Titans	P	0	0	0	0.0	0.0	0	0	3	0	0	0	0	0	0	0	0	0	0	0	0	0	0	0	0	L	10-31
12/20	at Ravens	P	1	1	0	0.0	0.0	1	3	0	0	0	0	0	0	0	0	0	0	0	0	0	0	0	0	0	L	14-40
12/27	Bears	P	2	1	1	0.0	0.0	0	0	1	0	0	0	0	0	0	0	0	0	0	0	0	0	0	0	0	L	17-41
01/03	at Colts	S	3	2	1	0.0	0.0	0	0	1	0	0	0	0	0	0	0	0	0	0	0	0	0	0	0	0	L	14-28
2020 TOTALS		**16-3**	**19**	**12**	**7**	**1.0**	**8.0**	**3**	**13**	**9**	**0**	**0**	**0**	**0**	**1**	**0**	**0**	**0**	**0**	**0**	**0**	**0**	**0**	**0**	**0**	**1-15**	

+ - Overtime

ANDRE CISCO | 38

POSITION: SAFETY
HT: 6-0 | **WT:** 210 | **DOB:** 3-23-2000
COLLEGE: SYRACUSE
HOMETOWN: QUEENS, N.Y.
ACQ: D3-'21
EXP: R

@ochocisco

KEY TRANSACTIONS:

- Originally drafted by Jacksonville in the third round (65th overall) in the 2021 draft

PRO

2021 (Jaguars)

- **10/31 at SEA:** Saw action on defense and tied for a team-high with 22 special teams snaps
- **10/17 vs. MIA:** Saw action on defense and special teams (18 snaps)
- **10/10 vs. TEN:** Saw action on 17 special teams snaps
- **9/30 at CIN:** Played in 15 special teams snaps
- **9/26 vs. ARI:** Saw action on special teams
- **9/19 vs. DEN:** Saw action on defense and special teams in home debut... Recorded one solo tackle
- **9/12 at HOU:** Saw action on defense and special teams in his NFL debut... Recorded one solo tackle

COLLEGE

- Played in 24 games at Syracuse
- Finished his career with 136 total tackles (94 solo), 13 interceptions and 29 passes defensed
- Three-year starter for the Orange and two-time All-ACC selection
- His 12 INTs from 2018-19 were the most by any player in college football during that span

2020

- Named to the Jim Thorpe Award, Bronco Nagurski Trophy, Bednarik Award and Lott IMPACT Trophy Watch Lists prior to the season
- Played in two games before suffering a season-ending injury

2019

- Voted All-ACC Second Team and ACC Honor Roll selection
- Led the ACC and tied for seventh nationally with five interceptions
- **9/7 at Maryland:** Recorded nine tackles (tied career-high) and one interception

2018

- Only true freshman to be voted a Walter Camp All-American out of the 50 players selected for the two teams
- Finished the year with 60 total tackles (46 solo), one tackle for loss, seven interceptions, 18 passes defensed and one forced fumble in 13 games played
- **11/24 at Boston College:** Intercepted a pass for the third consecutive game, tallied three pass-breakups and added six tackles to earn ACC Defensive Back of the Week honors

PERSONAL

- Economics major
- Has two sisters
- As a senior at IMG Academy, had 15 tackles, one interception, four passes defensed and recovered three fumbles as IMG finished ranked No. 2 in the *USA Today* Super 25 poll

ANDRE CISCO'S NFL REGULAR SEASON DEFENSIVE STATISTICS

				TACKLES								INTERCEPTIONS					O. FUMB				ST					MISC	
DATE	TEAM	GP	GS	TK	S	A	TFL	YDS	SK	YDS	QBH	NO	YDS	LG	TD	PD	FF	FR	TD	YDS	TK	S	A	FF	FR	S	A
2021	Jaguars	7	0	2	2	0	0	0	0.0	0.0	0	0	0	0	0	0	0	0	0	0	0	0	0	0	0	0	0
NFL TOTALS		**7**	**0**	**2**	**2**	**0**	**0**	**0**	**0.0**	**0.0**	**0**	**0**	**0**	**0**	**0**	**0**	**0**	**0**	**0**	**0**	**0**	**0**	**0**	**0**	**0**	**0**	**0**

SINGLE-GAME HIGHS: DEFENSIVE

Total Tackles 1 vs. Denver Broncos, Sep 19, 2021
1 at Houston Texans, Sep 12, 2021

2021 GAME-BY-GAME REGULAR-SEASON STATISTICS (JAGUARS)

			TACKLES								INTERCEPTIONS					O. FUMB				ST					MISC			
DATE	OPPONENT	P/S	TK	S	A	SK	YDS	TFL	YDS	QBH	NO	YDS	LG	TD	PD	FF	FR	TD	YDS	TK	S	A	FF	FR	S	A	W/L	SCORE
09/12	at Texans	P	1	1	0	0.0	0.0	0	0	0	0	0	0	0	0	0	0	0	0	0	0	0	0	0	0	0	L	21-37
09/19	Broncos	P	1	1	0	0.0	0.0	0	0	0	0	0	0	0	0	0	0	0	0	0	0	0	0	0	0	0	L	13-23
09/26	Cardinals	P	0	0	0	0.0	0.0	0	0	0	0	0	0	0	0	0	0	0	0	0	0	0	0	0	0	0	L	19-31
09/30	at Bengals	P	0	0	0	0.0	0.0	0	0	0	0	0	0	0	0	0	0	0	0	0	0	0	0	0	0	0	L	21-24
10/10	Titans	P	0	0	0	0.0	0.0	0	0	0	0	0	0	0	0	0	0	0	0	0	0	0	0	0	0	0	L	19-37
10/17	Dolphins	P	0	0	0	0.0	0.0	0	0	0	0	0	0	0	0	0	0	0	0	0	0	0	0	0	0	0	W	23-20
10/31	at Seahawks	P	0	0	0	0.0	0.0	0	0	0	0	0	0	0	0	0	0	0	0	0	0	0	0	0	0	0	L	7-31
2021 TOTALS		**7-0**	**2**	**2**	**0**	**0.0**	**0.0**	**0**	**0**	**0**	**0**	**0**	**0**	**0**	**0**	**0**	**0**	**0**	**0**	**0**	**0**	**0**	**0**	**0**	**0**	**0**	**1-6**	



CHRIS CLAYBROOKS | 27

POSITION: CORNERBACK
HT: 5-9 | **WT:** 180 | **DOB:** 7-17-1997
COLLEGE: MEMPHIS
HOMETOWN: NASHVILLE, TENN.
ACQ: D7-'20
EXP: 2nd YEAR

@ChrisClaybrooks
@huncho_clay7

KEY TRANSACTIONS

- Originally drafted by Jacksonville in the seventh round (223rd overall) in the 2020 draft

PRO

2021 (Jaguars)

- **10/31 at SEA:** Inactive
- **10/17 vs. MIA:** Saw action on special teams and recorded one special teams tackle
- **10/10 vs. TEN:** Started at cornerback and recorded two solo tackles
- **9/30 at CIN:** Saw action on 16 special teams snaps
- **9/26 vs. ARI:** Saw action on defense and special teams... Recorded four total tackles (one solo)
- **9/19 vs DEN:** Saw action on defense and special teams... Recorded four total tackles (two solo)
- **9/12 at HOU:** Recorded one assisted stop on defense and one assisted tackle on special teams

2020 (Jaguars)

- Saw action in 13 games as a rookie, starting in four... Tallied 38 tackles (32 solo), and three passes defensed... Also handled kickoff return duties, bringing back 12 returns for 289 yards (24.1 avg.)... Placed on injured reserve with a core muscle injury on Nov. 26... Activated from injured reserve on Dec. 19
- **10/11 at HOU:** Earned his first career start at cornerback and totaled five tackles and two passes defensed
- **11/15 at G.B.:** Saw action at cornerback, making one tackle for loss, and on special teams, where he downed two punts inside the Packers' 5-yard line
- **11/22 vs. PIT:** Started at cornerback and posted a career-high nine tackles

COLLEGE

- Transferred to Memphis after two seasons of junior college at Fort Scott Community College (2016) and Coahoma Community College (2017)
- Moved to defensive back after playing high school and junior college careers on offense
- With the Tigers, played in 21 games and posted 54 tackles and had nine multi-tackle games... Added five passes defensed, two INTs, one forced fumble and 1.0 sack
- Also contributed on special teams, recording 11 kick returns for 338 yards and one TD
- Member of the Tiger 3.0 Club in the fall of 2018

PERSONAL

- Member of the varsity squad all four years at McGavock (Nashville, Tenn.) High School
- Started career as a wide receiver and moved to running back
- Named to the 2014 All-City Team as selected by the Metro Nashville Football Coaches Association
- Also played basketball
- Son of Christena and Barry Claybrooks
- Has one son, Chris Claybrooks Jr.

CHRIS CLAYBROOKS' NFL REGULAR SEASON DEFENSIVE STATISTICS

				TACKLES								INTERCEPTIONS					O. FUMB				ST					MISC	
DATE	TEAM	GP	GS	TK	S	A	TFL	YDS	SK	YDS	QBH	NO	YDS	LG	TD	PD	FF	FR	TD	YDS	TK	S	A	FF	FR	S	A
2020	Jaguars	13	4	38	32	6	1	3	0.0	0.0	0	0	0	0	0	3	0	0	0	0	1	1	0	0	0	0	0
2021	Jaguars	6	1	11	5	6	0	0	0.0	0.0	0	0	0	0	0	0	0	0	0	0	2	0	2	0	0	0	0
NFL TOTALS		**19**	**5**	**49**	**37**	**12**	**1**	**3**	**0.0**	**0.0**	**0**	**0**	**0**	**0**	**0**	**3**	**0**	**0**	**0**	**0**	**3**	**1**	**2**	**0**	**0**	**0**	**0**

SINGLE-GAME HIGHS: DEFENSIVE

Total Tackles 9 vs. Pittsburgh Steelers, Nov 22, 2020
8 at Cincinnati Bengals, Oct 04, 2020

Passes Defensed 2 at Houston Texans, Oct 11, 2020
1 at Cincinnati Bengals, Oct 04, 2020

Tackles For Loss 1 at Green Bay Packers, Nov 15, 2020

Special Teams Tackles 1 at Houston Texans, Sep 12, 2021
1 vs. Pittsburgh Steelers, Nov 22, 2020

2021 GAME-BY-GAME REGULAR-SEASON STATISTICS (JAGUARS)

			TACKLES								INTERCEPTIONS					O. FUMB				ST					MISC			
DATE	OPPONENT	P/S	TK	S	A	SK	YDS	TFL	YDS	QBH	NO	YDS	LG	TD	PD	FF	FR	TD	YDS	TK	S	A	FF	FR	S	A	W/L	SCORE
09/12	at Texans	P	1	0	1	0.0	0.0	0	0	0	0	0	0	0	0	0	0	0	0	1	0	1	0	0	0	0	L	21-37
09/19	Broncos	P	4	2	2	0.0	0.0	0	0	0	0	0	0	0	0	0	0	0	0	0	0	0	0	0	0	0	L	13-23
09/26	Cardinals	P	4	1	3	0.0	0.0	0	0	0	0	0	0	0	0	0	0	0	0	0	0	0	0	0	0	0	L	19-31
09/30	at Bengals	P	0	0	0	0.0	0.0	0	0	0	0	0	0	0	0	0	0	0	0	0	0	0	0	0	0	0	L	21-24
10/10	Titans	S	2	2	0	0.0	0.0	0	0	0	0	0	0	0	0	0	0	0	0	0	0	0	0	0	0	0	L	19-37
10/17	Dolphins	P	0	0	0	0.0	0.0	0	0	0	0	0	0	0	0	0	0	0	0	1	0	1	0	0	0	0	W	23-20
10/31	at Seahawks												INACTIVE														L	7-31
2021 TOTALS		**6-1**	**11**	**5**	**6**	**0.0**	**0.0**	**0**	**0**	**0**	**0**	**0**	**0**	**0**	**0**	**0**	**0**	**0**	**0**	**2**	**0**	**2**	**0**	**0**	**0**	**0**	**1-6**	

2020 GAME-BY-GAME REGULAR-SEASON STATISTICS (JAGUARS)

			TACKLES								INTERCEPTIONS					O. FUMB				ST					MISC			
DATE	OPPONENT	P/S	TK	S	A	SK	YDS	TFL	YDS	QBH	NO	YDS	LG	TD	PD	FF	FR	TD	YDS	TK	S	A	FF	FR	S	A	W/L	SCORE
09/13	Colts	P	3	3	0	0.0	0.0	0	0	0	0	0	0	0	0	0	0	0	0	0	0	0	0	0	0	0	W	27-20
09/20	at Titans	P	0	0	0	0.0	0.0	0	0	0	0	0	0	0	0	0	0	0	0	0	0	0	0	0	0	0	L	30-33
09/24	Dolphins	P	0	0	0	0.0	0.0	0	0	0	0	0	0	0	0	0	0	0	0	0	0	0	0	0	0	0	L	13-31
10/04	at Bengals	P	8	6	2	0.0	0.0	0	0	0	0	0	0	0	1	0	0	0	0	0	0	0	0	0	0	0	L	25-33
10/11	at Texans	S	5	5	0	0.0	0.0	0	0	0	0	0	0	0	2	0	0	0	0	0	0	0	0	0	0	0	L	14-30
10/18	Lions	P	0	0	0	0.0	0.0	0	0	0	0	0	0	0	0	0	0	0	0	0	0	0	0	0	0	0	L	16-34
10/25	at Chargers	P	0	0	0	0.0	0.0	0	0	0	0	0	0	0	0	0	0	0	0	0	0	0	0	0	0	0	L	29-39
11/08	Texans	P	1	1	0	0.0	0.0	0	0	0	0	0	0	0	0	0	0	0	0	0	0	0	0	0	0	0	L	25-27
11/15	at Packers	P	1	1	0	0.0	0.0	1	3	0	0	0	0	0	0	0	0	0	0	0	0	0	0	0	0	0	L	20-24
11/22	Steelers	S	9	7	2	0.0	0.0	0	0	0	0	0	0	0	0	0	0	0	0	1	1	0	0	0	0	0	L	3-27
11/29	Browns												INJURED RESERVE														L	25-27
12/06	at Vikings												INJURED RESERVE														L	24-27+
12/13	Titans												INJURED RESERVE														L	10-31
12/20	at Ravens	S	2	1	1	0.0	0.0	0	0	0	0	0	0	0	0	0	0	0	0	0	0	0	0	0	0	0	L	14-40
12/27	Bears												NOT ON ROSTER														L	17-41
01/03	at Colts	S	7	6	1	0.0	0.0	0	0	0	0	0	0	0	0	0	0	0	0	0	0	0	0	0	0	0	L	14-28
2020 TOTALS		**12-4**	**36**	**30**	**6**	**0.0**	**0.0**	**1**	**3**	**0**	**0**	**0**	**0**	**0**	**3**	**0**	**0**	**0**	**0**	**1**	**1**	**0**	**0**	**0**	**0**	**0**	**1-15**	

+ - Overtime

LOGAN COOKE | 9

POSITION: PUNTER
HT: 6-5 | **WT:** 230 | **DOB:** 7-28-1995
COLLEGE: MISSISSIPPI STATE
HOMETOWN: DARBUN, MISS.
ACQ: D7B-'18
EXP: 4th YEAR

@LoganCooke2
@logancooke9

KEY TRANSACTIONS

- Originally drafted by Jacksonville in the seventh round (147th overall) of the 2018 draft

PRO

2021 (Jaguars)

- **10/31 at SEA:** Punted four times for 195 yards (48.8 avg) and had a long punt of 54 yards
- **10/17 vs. MIA:** Handled kickoff and punting duties... Punted four times for 152 yards (38.0 avg) and downed one punt at the Miami 3-yard line
- **10/10 vs. TEN:** Handled kickoff and punting duties... Punted two times for 80 yards
- **9/30 at CIN:** Handled kickoff and punting duties... Punted four times for 183 yards and had three punts downed inside the 20-yard line
- **9/26 vs. ARI:** Punted six times for 289 yards, three of which were downed inside the opponents' 20-yard line... As of Week 3, Cooke's 46.3 net average leads all punters in the NFL and his 50.8 average is third in the NFL
- **9/19 vs. DEN:** Punted four times for 227 yards... Cooke's 56.8 average led all punters in the NFL in Week 2
- **9/12 at HOU:** Punted six times for 297 yards... Cooke's net punting average of 46.7 was the best among all punters in the NFL in Week 1

2020 (Jaguars)

- Handled the team's punting duties in 14 games, punting 56 times for a gross punting average of 47.7, the second-highest season average in franchise history... His 43.4 net punting average was the third-highest in the AFC and is also the second-highest season average in franchise history
- **9/24 vs. MIA:** Punted three times for 157 yards, including a 63-yard punt
- **10/11 at HOU:** Punted three times for 143 yards (44.7 net avg.) which were all downed inside the 20
- **11/22 vs. PIT:** Punted six times for 324 yards (54.0 gross avg. and 47.5 net avg.) and placed one punt inside the 20... Had a season-long 67-yard punt

2019 (Jaguars)

- Finished the season with career-highs in gross punting average (46.8) and net punting average (44.5)... His 44.5 net punting average led all NFL punters (min. 10 punts) and set a new franchise record... Completed two passes for 16 yards
- **12/15 at OAK:** Punted five times for 248 yards (49.6 gross avg.), including two punts inside the 20 and a season-long punt of 66 yards
- **12/22 at ATL:** Punted five times for 254 yards (50.8 gross avg.), including one downed inside the 20... Completed one pass for 7 yards to S Cody Davis on a fake punt that resulted in a first down in the second quarter

2018 (Jaguars)

- Downed 37 punts inside the 20, a franchise record and the third-most in the NFL... Punted 86 times, placing 43.0 percent of his punts inside the 20, the highest mark by a rookie in frachise history

COLLEGE

- Appeared in 45 career games serving as the primary punter his last three years and the primary kickoff specialist as a senior and freshman
- Averaged 41.7 yards per punt during his career, which ranked seventh in school history
- Thirty five of his 150 punts traveled more than 50 yards, and 60 were pinned inside the 20

PERSONAL

- Married the former Mary Menger Jones in February 2020
- Attended Columbia (Miss.) Academy
- All-state punter tallied 24 punts for an average of 44.2 yards in his senior season, while also seeing action at wide receiver and defensive back
- Avid hunter and fisherman, who also owns an outdoorsman company that specializes in turkey calls
- Involved with the Catch-A-Dream Foundation, which takes children with life-threatening illnesses on hunting and fishing adventures of a lifetime

LOGAN COOKE'S NFL REGULAR SEASON PUNTING STATISTICS

DATE	TEAM	GP	NO.	YDS.	AVG.	OPP. RET.	YDS.	NET YDS.	AVG.	TB	IN20	LG	BK
2018	Jaguars	16	86	3,872	45.0	36	184	3,548	41.3	7	37	72	0
2019	Jaguars	16	75	3,507	46.8	24	127	3,340	44.5	2	25	66	0
2020	Jaguars	14	56	2,669	47.7	21	148	2,421	43.2	5	19	67	0
2021	Jaguars	7	30	1,423	47.4	10	102	1,301	43.4	1	9	64	0
NFL TOTALS		**53**	**247**	**11,471**	**46.4**	**91**	**561**	**10,610**	**43.0**	**15**	**90**	**72**	**0**

SINGLE-GAME HIGHS: PUNTER

Punts	9 at Houston Texans, Dec 30, 2018
	9 vs. Pittsburgh Steelers, Nov 18, 2018
Gross Punting Yards	449 at Houston Texans, Dec 30, 2018
	415 vs. Pittsburgh Steelers, Nov 18, 2018
Gross Punting Avg	56.8 vs. Denver Broncos, Sep 19, 2021
	54.0 vs. Pittsburgh Steelers, Nov 22, 2020
Net Punting Yards	393 at Houston Texans, Dec 30, 2018
	342 vs. Pittsburgh Steelers, Nov 18, 2018
Net Punting Avg	50.2 vs. Washington Football Team, Dec 16, 2018
	49.5 vs. Denver Broncos, Sep 19, 2021
Longest Punts	72 vs. Washington Football Team, Dec 16, 2018
	67 vs. Pittsburgh Steelers, Nov 22, 2020
Inside the 20	4 at Green Bay Packers, Nov 15, 2020
	4 at Houston Texans, Sep 15, 2019
	...2 more at 4.
Pass Attempts	1 at Atlanta Falcons, Dec 22, 2019
	1 vs. Los Angeles Chargers, Dec 08, 2019
	...1 more at 1.
Pass Completions	1 at Atlanta Falcons, Dec 22, 2019
	1 vs. Los Angeles Chargers, Dec 08, 2019
	...1 more at 1.
Yards Passing	9 vs. Los Angeles Chargers, Dec 08, 2019
	7 at Atlanta Falcons, Dec 22, 2019
Special Teams Tackles	1 at Tennessee Titans, Sep 20, 2020

2021 GAME-BY-GAME REGULAR-SEASON STATISTICS (JAGUARS)

DATE	OPPONENT		NO.	YDS.	AVG.	OPP. RET.	YDS.	NET YDS.	AVG	TB	IN20	LG	BK	W/L	SCORE
09/12	at Texans	P	6	297	49.5	3	17	280	46.7	0	1	58	0	L	21-37
09/19	Broncos	P	4	227	56.8	2	29	198	49.5	0	1	64	0	L	13-23
09/26	Cardinals	P	6	289	48.2	2	27	262	43.7	0	3	56	0	L	19-31
09/30	at Bengals	P	4	183	45.8	2	9	174	43.5	0	3	57	0	L	21-24
10/10	Titans	P	2	80	40.0	0	0	80	40.0	0	0	42	0	L	19-37
10/17	Dolphins	P	4	152	38.0	0	0	152	38.0	0	1	45	0	W	23-20
10/31	at Seahawks	P	4	195	48.8	1	20	155	38.8	1	0	54	0	L	7-31
2021 TOTALS		**7**	**30**	**1,423**	**47.4**	**10**	**102**	**1,301**	**43.4**	**1**	**9**	**64**	**0**	**1-6**	

2020 GAME-BY-GAME REGULAR-SEASON STATISTICS (JAGUARS)

DATE	OPPONENT		NO.	YDS.	AVG.	OPP. RET.	YDS.	NET YDS.	AVG	TB	IN20	LG	BK	W/L	SCORE
09/13	Colts	P	3	136	45.3	0	0	136	45.3	0	1	53	0	W	27-20
09/20	at Titans	P	2	80	40.0	1	0	80	40.0	0	1	45	0	L	30-33
09/24	Dolphins	P	3	157	52.3	2	28	109	36.3	1	0	63	0	L	13-31
10/04	at Bengals	P	2	88	44.0	0	0	88	44.0	0	0	46	0	L	25-33
10/11	at Texans	P	3	143	47.7	1	9	134	44.7	0	3	52	0	L	14-30
10/18	Lions	P	2	76	38.0	0	0	76	38.0	0	0	47	0	L	16-34
10/25	at Chargers	P	5	227	45.4	3	7	220	44.0	0	2	58	0	L	29-39
11/08	Texans	P	5	234	46.8	0	0	234	46.8	0	3	56	0	L	25-27
11/15	at Packers	P	6	275	45.8	1	7	248	41.3	1	4	59	0	L	20-24
11/22	Steelers	P	6	324	54.0	3	19	285	47.5	1	1	67	0	L	3-27
11/29	Browns	P	3	137	45.7	1	4	133	44.3	0	3	51	0	L	25-27
12/06	at Vikings	P	5	258	51.6	3	21	217	43.4	1	0	60	0	L	24-27+
12/13	Titans	P	4	199	49.8	2	13	166	41.5	1	0	62	0	L	10-31
12/20	at Ravens						INACTIVE							L	14-40
12/27	Bears						RESERVE/COVID-19							L	17-41
01/03	at Colts	P	7	335	47.9	4	40	295	42.1	0	1	61	0	L	14-28
2020 TOTALS		**14**	**56**	**2,669**	**47.7**	**21**	**148**	**2,421**	**43.2**	**5**	**19**	**67**	**0**	**1-15**	

+ - Overtime

LUKE FARRELL | 89

POSITION: TIGHT END
HT: 6-5 | **WT:** 250 | **DOB:** 10-14-1997
COLLEGE: OHIO STATE
HOMETOWN: PERRY, OHIO
ACQ: D5-'21
EXP: R

@LukeFarrell89
@lukefarrell89

KEY TRANSACTIONS

- Originally selected in the fifth round (145th overall) in the 2021 Draft

PRO

2021 (Jaguars)

- **10/31 at SEA:** Played tight end and hauled in one catch for 3 yards
- **10/17 vs. MIA:** Saw action at tight end and recorded one reception for 21 yards
- **10/10 vs. TEN:** Saw action on offense and recorded one catch for 13 yards
- **9/30 at CIN:** Started at tight end for the first time in his career... Recorded a 7-yard reception
- **9/26 vs. ARI:** Saw action on offense and recorded one reception
- **9/19 vs DEN:** Saw action on offense and special teams in home debut... Recorded a 6-yard catch, his first career reception
- **9/12 at HOU:** Appeared on offense and special teams in NFL debut

COLLEGE

- Played in 44 games for the Buckeyes and started 32 times
- Collegiate totals include 34 career receptions for 380 yards, four touchdowns and an 11.2 yards per reception average

2020

- Finished 2020 with five receptions for 37 yards and one score
- His one touchdown came in the College Football Playoff semifinal versus Clemson
- Member of the 2020 Mackey Award Preseason Watch List

2019

- Totaled 119 receiving yards on seven receptions
- Scored two touchdowns in 2019 – versus Michigan State and Rutgers

2018

- Recorded a career-high 20 receptions for 205 yards and one touchdown
- Led the team's tight ends with 20 receptions for 205 yards as a third-year sophomore in 2018
- He caught a pass in eight of the last nine games for the Big Ten champion Buckeyes, including career-bests of four receptions against both Purdue and Maryland

2017

- Hauled in two catches for 19 yards
- OSU Scholar-Athlete and Academic All-Big Ten Conference

PERSONAL

- Farrell was an Associated Press All-State selection as a senior in 2015 after catching 33 passes for 446 yards at Perry High School
- Played for Head Coach Urban Meyer for two years at Ohio State and is the ninth tight end to be drafted in Jaguars history
- Graduated with his degree in human development and family studies
- Is the son of Kelly and Matt Farrell
- Has an older brother, Nolan, who attended Ohio State, and a sister, Celeste

LUKE FARRELL'S NFL REGULAR SEASON RUSHING/RECEIVING STATISTICS

				RECEIVING					RUSHING				
DATE	TEAM	GP	GS	NO.	YDS.	AVG.	LG	TD	NO.	YDS.	AVG.	LG	TD
2021	Jaguars	7	1	6	49	8.2	21	0	0	0	0.0	0	0
NFL TOTALS		**7**	**1**	**6**	**49**	**8.2**	**21**	**0**	**0**	**0**	**0.0**	**0**	**0**

LUKE FARRELL'S NFL REGULAR SEASON RETURN STATISTICS

		KICKOFF RETURNS					PUNT RETURNS					
DATE	TEAM	RET.	YDS.	AVG.	LG	TD	NO.	FC	YDS.	AVG.	LG	TD
2021	Jaguars	0	0	0.0	0	0	0	0	0	0.0	0	0
NFL TOTALS		**0**	**0**	**0.0**	**0**	**0**	**0**	**0**	**0**	**0.0**	**0**	**0**

SINGLE-GAME HIGHS: RECEIVING

Receptions	1 vs. Denver Broncos, Sep 19, 2021
Receiving Yards	6 vs. Denver Broncos, Sep 19, 2021
Longest Receptions	21 vs. Miami Dolphins, Oct 17, 2021 13 vs. Tennessee Titans, Oct 10, 2021
All-Purpose Yards	6 vs. Denver Broncos, Sep 19, 2021

2021 GAME-BY-GAME REGULAR-SEASON STATISTICS (JAGUARS)

			RECEIVING					RUSHING						
DATE	OPPONENT	P/S	NO.	YDS.	AVG.	LG	TD	NO.	YDS.	AVG.	LG	TD	W/L	SCORE
09/12	at Texans	P	0	0	0.0	0	0	0	0	0.0	0	0	L	21-37
09/19	Broncos	P	1	6	6.0	6	0	0	0	0.0	0	0	L	13-23
09/26	Cardinals	P	1	-1	-1.0	-1	0	0	0	0.0	0	0	L	19-31
09/30	at Bengals	S	1	7	7.0	7	0	0	0	0.0	0	0	L	21-24
10/10	Titans	P	1	13	13.0	13	0	0	0	0.0	0	0	L	19-37
10/17	Dolphins	P	1	21	21.0	21	0	0	0	0.0	0	0	W	23-20
10/31	at Seahawks	P	1	3	3.0	3	0	0	0	0.0	0	0	L	7-31
2021 TOTALS		**7-1**	**6**	**49**	**8.2**	**21**	**0**	**0**	**0**	**0.0**	**0**	**0**	**1-6**	

RUDY FORD | 5

POSITION: SAFETY
HT: 6-0 | **WT:** 210 | **DOB:** 11-1-1994
COLLEGE: AUBURN
HOMETOWN: NEW HOPE, ALA.
ACQ: UFA (PHI)-'21
EXP: 5th YEAR

@j2fordthree

KEY TRANSACTIONS

- Originally drafted by Arizona in the sixth round (208th overall) of the 2017 Draft
- Traded to Philadelphia on 8/22/19
- Signed by Jacksonville as a free agent on 3/17/21

PRO

2021 (Jaguars)

- **10/31 at SEA:** Played defense and special teams... Totaled five tackles (three solo)
- **10/17 vs. MIA:** Saw action on defense and special teams... Recorded three solo tackles and downed one punt inside the 20
- **10/10 vs. TEN:** Saw action on defense and special teams
- **9/30 at CIN:** Saw action on defense and special teams... Totaled one tackle on defense
- **9/26 vs. ARI:** Saw action on defense and special teams... Recorded three solo tackles
- **9/19 vs. DEN:** Saw action on defense and special teams... Recorded three total tackles and downed one punt inside the 20
- **9/12 at HOU:** Saw action on defense and special teams... Recorded three total tackles

2020 (Eagles)

- Saw action in eight games with one start in final regular season contest against Washington
- Recorded four total tackles (three solo) and 13 special teams tackles

2019 (Eagles)

- Appeared in 10 games in first season in Philadelphia mostly on special teams
- Finished the season with three total tackles (one solo) and five special teams tackles
- **11/17 vs. NE:** Saw action at safety and recorded three total tackles (one solo)

2018 (Cardinals)

- Totaled four tackles on defense and eight stops on special teams in 13 games
- **10/18 vs. DEN:** Made his first-career start registering three tackles and one special teams tackle

2017 (Cardinals)

- Played on special teams in the first 10 games and totaled five special teams tackles before suffering a season-ending knee injury
- **9/10 at DET:** Notched a special teams tackle in his NFL debut

COLLEGE

- In four seasons at Auburn, Ford appeared in 52 games (34 starts) and totaled 275 tackles, 1.5 sacks, 11.5 tackles for loss, five INTs, three forced fumbles and a fumble recovery
- Led the Tigers in tackles in both 2014 (93) and 2015 (118)

PERSONAL

- Attended New Hope (Big Cove, Ala.) High School where he gained 1,669 yards and scored 27 TDs as a senior
- Class 3A first-team all-state selection, was also chosen to play in the Alabama-Mississippi All-Star game
- Named the top running back prospect in Alabama on Rivals.com
- Real first name is Johnathan, was given the nickname "Rudy" as a child by his uncle Phillip

RUDY FORD'S NFL REGULAR SEASON DEFENSIVE STATISTICS

				TACKLES								INTERCEPTIONS					O. FUMB				ST					MISC	
DATE	TEAM	GP	GS	TK	S	A	TFL	YDS	SK	YDS	QBH	NO	YDS	LG	TD	PD	FF	FR	TD	YDS	TK	S	A	FF	FR	S	A
2017	Cardinals	10	0	0	0	0	0	0	0.0	0.0	0	0	0	0	0	0	0	0	0	0	5	5	0	0	0	0	0
2018	Cardinals	13	1	3	1	2	0	0	0.0	0.0	0	0	0	0	0	0	0	0	0	0	6	6	0	0	0	0	0
2019	Eagles	10	0	2	1	1	0	0	0.0	0.0	0	0	0	0	0	0	0	0	0	0	4	2	2	0	0	0	0
2020	Eagles	8	1	4	3	1	1	1	0.0	0.0	0	0	0	0	0	0	0	0	0	0	11	10	1	0	0	0	0
2021	Jaguars	7	0	18	14	4	0	0	0.0	0.0	0	0	0	0	0	0	0	0	0	0	0	0	0	0	0	0	0
NFL TOTALS		**48**	**2**	**27**	**19**	**8**	**1**	**1**	**0.0**	**0.0**	**0**	**0**	**0**	**0**	**0**	**0**	**0**	**0**	**0**	**0**	**26**	**23**	**3**	**0**	**0**	**0**	**0**

RUDY FORD'S NFL POSTSEASON DEFENSIVE STATISTICS

				TACKLES								INTERCEPTIONS					O. FUMB				ST					MISC	
DATE	TEAM	GP	GS	TK	S	A	TFL	YDS	SK	YDS	QBH	NO	YDS	LG	TD	PD	FF	FR	TD	YDS	TK	S	A	FF	FR	S	A
2019	Eagles	0	0	0	0	0	0	0	0.0	0.0	0	0	0	0	0	0	0	0	0	0	0	0	0	0	0	0	0
NFL TOTALS		**0**	**0**	**0**	**0**	**0**	**0**	**0**	**0.0**	**0.0**	**0**	**0**	**0**	**0**	**0**	**0**	**0**	**0**	**0**	**0**	**0**	**0**	**0**	**0**	**0**	**0**	**0**

SINGLE-GAME HIGHS: DEFENSIVE

Total Tackles 5 at Seattle Seahawks, Oct 31, 2021
3 vs. Miami Dolphins, Oct 17, 2021
...5 more at 3.

Tackles For Loss 1 at Dallas Cowboys, Dec 27, 2020

Special Teams Tackles 3 at Washington, Sep 13, 2020
2 at New York Giants, Nov 15, 2020
...4 more at 2.

2021 GAME-BY-GAME REGULAR-SEASON STATISTICS (JAGUARS)

			TACKLES								INTERCEPTIONS					O. FUMB				ST					MISC			
DATE	OPPONENT	P/S	TK	S	A	SK	YDS	TFL	YDS	QBH	NO	YDS	LG	TD	PD	FF	FR	TD	YDS	TK	S	A	FF	FR	S	A	W/L	SCORE
09/12	at Texans	P	3	2	1	0.0	0.0	0	0	0	0	0	0	0	0	0	0	0	0	0	0	0	0	0	0	0	L	21-37
09/19	Broncos	P	3	3	0	0.0	0.0	0	0	0	0	0	0	0	0	0	0	0	0	0	0	0	0	0	0	0	L	13-23
09/26	Cardinals	P	3	3	0	0.0	0.0	0	0	0	0	0	0	0	0	0	0	0	0	0	0	0	0	0	0	0	L	19-31
09/30	at Bengals	P	1	0	1	0.0	0.0	0	0	0	0	0	0	0	0	0	0	0	0	0	0	0	0	0	0	0	L	21-24
10/10	Titans	P	0	0	0	0.0	0.0	0	0	0	0	0	0	0	0	0	0	0	0	0	0	0	0	0	0	0	L	19-37
10/17	Dolphins	P	3	3	0	0.0	0.0	0	0	0	0	0	0	0	0	0	0	0	0	0	0	0	0	0	0	0	W	23-20
10/31	at Seahawks	P	5	3	2	0.0	0.0	0	0	0	0	0	0	0	0	0	0	0	0	0	0	0	0	0	0	0	L	7-31
2021 TOTALS		**7-0**	**18**	**14**	**4**	**0.0**	**0.0**	**0**	**0**	**0**	**0**	**0**	**0**	**0**	**0**	**0**	**0**	**0**	**0**	**0**	**0**	**0**	**0**	**0**	**0**	**0**	**1-6**	

2020 GAME-BY-GAME REGULAR-SEASON STATISTICS (EAGLES)

			TACKLES								INTERCEPTIONS					O. FUMB				ST					MISC			
DATE	OPPONENT	P/S	TK	S	A	SK	YDS	TFL	YDS	QBH	NO	YDS	LG	TD	PD	FF	FR	TD	YDS	TK	S	A	FF	FR	S	A	W/L	SCORE
09/13	at Washington	P	0	0	0	0.0	0.0	0	0	0	0	0	0	0	0	0	0	0	0	3	3	0	0	0	0	0	L	17-27
09/20	Rams	P	0	0	0	0.0	0.0	0	0	0	0	0	0	0	0	0	0	0	0	1	1	0	0	0	0	0	L	19-37
09/27	Bengals												INACTIVE														T	23-23
10/04	at 49ers	P	0	0	0	0.0	0.0	0	0	0	0	0	0	0	0	0	0	0	0	1	1	0	0	0	0	0	W	25-20
10/11	at Steelers												DID NOT PLAY														L	29-38
10/18	Ravens												DID NOT PLAY														L	28-30
10/22	Giants												DID NOT PLAY														W	22-21
11/01	Cowboys	P	0	0	0	0.0	0.0	0	0	0	0	0	0	0	0	0	0	0	0	2	1	1	0	0	0	0	W	23-9
11/15	at Giants	P	0	0	0	0.0	0.0	0	0	0	0	0	0	0	0	0	0	0	0	2	2	0	0	0	0	0	L	17-27
11/22	at Browns												INACTIVE														L	17-22
11/30	Seahawks												INACTIVE														L	17-23
12/06	at Packers												INACTIVE														L	16-30
12/13	Saints												INACTIVE														W	24-21
12/20	at Cardinals	P	0	0	0	0.0	0.0	0	0	0	0	0	0	0	0	0	0	0	0	0	0	0	0	0	0	0	L	26-33
12/27	at Cowboys	P	1	1	0	0.0	0.0	1	1	0	0	0	0	0	0	0	0	0	0	1	1	0	0	0	0	0	L	17-37
01/03	Washington	S	3	2	1	0.0	0.0	0	0	0	0	0	0	0	0	0	0	0	0	1	1	0	0	0	0	0	L	14-20
2020 TOTALS		**8-1**	**4**	**3**	**1**	**0.0**	**0.0**	**1**	**1**	**0**	**0**	**0**	**0**	**0**	**0**	**0**	**0**	**0**	**0**	**11**	**10**	**1**	**0**	**0**	**0**	**0**	**4-11-1**	



ADAM GOTSIS | 96

POSITION: DEFENSIVE LINEMAN
HT: 6-4 | **WT:** 290 | **DOB:** 9-23-1992
COLLEGE: GEORGIA TECH
HOMETOWN: MELBOURNE, AUSTRALIA
ACQ: FA-'21
EXP: 6th YEAR

@gotsis96
@adamgotsis

KEY TRANSACTIONS

- Originally drafted by Denver in the second round (63rd overall) of the 2016 NFL Draft
- Signed by Jacksonville on 8/2/20

PRO

2021 (Jaguars)

- **10/31 at SEA:** Saw action on defense and special teams
- **10/17 vs. MIA:** Saw action on defense
- **10/10 vs. TEN:** Saw action on defense and recorded one solo tackle
- **9/30 at CIN:** Started along the defensive line and had three total tackles (two solo) and 1.0 sack
- **9/26 vs. ARI:** Started at defensive end and recorded four total tackles (two solo) including one tackle for loss
- **9/19 vs. DEN:** Saw action along the defensive line and recorded two total tackles (two solo) including 1.0 sack, and two QB hits
- **9/12 at HOU:** Inactive

2020 (Jaguars)

- Saw action in all 16 games, starting 13... Totaled 37 tackles (18 solo), four tackles for loss, three passes defensed and one forced fumble
- **10/18 vs. DET:** Started at defensive end and posted two tackles, including one tackle for loss and one pass defensed
- **12/13 vs. TEN:** Made his 40th career start at defensive end, assisting on three tackles and notching one tackle for loss

2019 (Broncos)

- Appeared in nine games with three starts before missing the last three contests due to a knee injury

2018 (Broncos)

- Played in all 16 games and registered 38 tackles (25 solo), six passes defensed and 3.0 sacks
- **12/15 vs. CLE:** Tied a career high with six tackles, including a strip sack and a fourth-down tackle for loss in the fourth quarter

2017 (Broncos)

- Totaled 41 tackles (28 solo), four passes defensed and 2.0 sacks

2016 (Broncos)

- Tallied 14 tackles (five solo), one pass defensed and one fumble recovery in his rookie season

COLLEGE

- Appeared in 48 games (37 starts), totaling 110 tackles (69 solo), 12.5 sacks, two INTs, two fumble recoveries and four blocked kicks
- Named to the All-ACC Second Team by both the media and coaches as a junior

PERSONAL

- Attended Kew High School in Abbotsford, Victoria, Australia
- Competed in Australian Rules Football for eight years before playing American Rules Football in the Gridiron Victoria (club league with 13 teams across the state of Victoria) for the Monash Warriors in Melbourne
- Became the highest-drafted Australian-born player in NFL history

ADAM GOTSIS' NFL REGULAR SEASON DEFENSIVE STATISTICS

				TACKLES								INTERCEPTIONS					O. FUMB				ST					MISC	
DATE	TEAM	GP	GS	TK	S	A	TFL	YDS	SK	YDS	QBH	NO	YDS	LG	TD	PD	FF	FR	TD	YDS	TK	S	A	FF	FR	S	A
2016	Broncos	16	0	14	5	9	0	0	0.0	0.0	3	0	0	0	0	1	0	1	0	0	0	0	0	0	0	0	0
2017	Broncos	16	13	41	28	13	4	10	2.0	4.0	5	0	0	0	0	4	0	1	0	0	0	0	0	0	0	0	0
2018	Broncos	16	12	38	25	13	4	16	3.0	17.0	7	0	0	0	0	6	2	1	0	0	0	0	0	0	0	0	0
2019	Broncos	9	3	16	11	5	1	2	0.0	0.0	0	0	0	0	0	2	0	0	0	0	0	0	0	0	0	0	0
2020	Jaguars	16	14	37	18	19	4	12	0.0	0.0	3	0	0	0	0	3	1	0	0	0	0	0	0	0	0	0	0
2021	Jaguars	6	3	10	7	3	3	18	2.0	15.0	3	0	0	0	0	0	0	0	0	0	0	0	0	0	0	0	0
NFL TOTALS		**79**	**45**	**156**	**94**	**62**	**16**	**58**	**7.0**	**36.0**	**21**	**0**	**0**	**0**	**0**	**16**	**3**	**3**	**0**	**0**	**0**	**0**	**0**	**0**	**0**	**0**	**0**

SINGLE-GAME HIGHS: DEFENSIVE

Total Tackles 6 vs. Cleveland Browns, Dec 15, 2018
6 at Indianapolis Colts, Dec 14, 2017

Sacks 1.0 at Cincinnati Bengals, Sep 30, 2021
1.0 vs. Denver Broncos, Sep 19, 2021
...5 more at 1.0.

Passes Defensed 2 vs. Seattle Seahawks, Sep 09, 2018
2 vs. Cincinnati Bengals, Nov 19, 2017

Forced Fumbles 1 at Baltimore Ravens, Dec 20, 2020
1 vs. Cleveland Browns, Dec 15, 2018
...1 more at 1.

Fumble Recoveries 1 at New York Jets, Oct 07, 2018
1 vs. New York Jets, Dec 10, 2017
...1 more at 1.

Tackles For Loss 1 at Cincinnati Bengals, Sep 30, 2021
1 vs. Arizona Cardinals, Sep 26, 2021
...14 more at 1.

2021 GAME-BY-GAME REGULAR-SEASON STATISTICS (JAGUARS)

			TACKLES								INTERCEPTIONS					O. FUMB				ST					MISC			
DATE	OPPONENT	P/S	TK	S	A	SK	YDS	TFL	YDS	QBH	NO	YDS	LG	TD	PD	FF	FR	TD	YDS	TK	S	A	FF	FR	S	A	W/L	SCORE
09/12	at Texans												INACTIVE														L	21-37
09/19	Broncos	P	2	2	0	1.0	9.0	1	9	2	0	0	0	0	0	0	0	0	0	0	0	0	0	0	0	0	L	13-23
09/26	Cardinals	S	4	2	2	0.0	0.0	1	3	0	0	0	0	0	0	0	0	0	0	0	0	0	0	0	0	0	L	19-31
09/30	at Bengals	S	3	2	1	1.0	6.0	1	6	1	0	0	0	0	0	0	0	0	0	0	0	0	0	0	0	0	L	21-24
10/10	Titans	S	1	1	0	0.0	0.0	0	0	0	0	0	0	0	0	0	0	0	0	0	0	0	0	0	0	0	L	19-37
10/17	Dolphins	P	0	0	0	0.0	0.0	0	0	0	0	0	0	0	0	0	0	0	0	0	0	0	0	0	0	0	W	23-20
10/31	at Seahawks	P	0	0	0	0.0	0.0	0	0	0	0	0	0	0	0	0	0	0	0	0	0	0	0	0	0	0	L	7-31
2021 TOTALS		**6-3**	**10**	**7**	**3**	**2.0**	**15.0**	**3**	**18**	**3**	**0**	**0**	**0**	**0**	**0**	**0**	**0**	**0**	**0**	**0**	**0**	**0**	**0**	**0**	**0**	**0**	**1-6**	

2020 GAME-BY-GAME REGULAR-SEASON STATISTICS (JAGUARS)

			TACKLES								INTERCEPTIONS					O. FUMB				ST					MISC			
DATE	OPPONENT	P/S	TK	S	A	SK	YDS	TFL	YDS	QBH	NO	YDS	LG	TD	PD	FF	FR	TD	YDS	TK	S	A	FF	FR	S	A	W/L	SCORE
09/13	Colts	S	3	1	2	0.0	0.0	0	0	0	0	0	0	0	0	0	0	0	0	0	0	0	0	0	0	0	W	27-20
09/20	at Titans	S	4	3	1	0.0	0.0	1	7	0	0	0	0	0	0	0	0	0	0	0	0	0	0	0	0	0	L	30-33
09/24	Dolphins	S	2	1	1	0.0	0.0	1	1	0	0	0	0	0	0	0	0	0	0	0	0	0	0	0	0	0	L	13-31
10/04	at Bengals	S	0	0	0	0.0	0.0	0	0	0	0	0	0	0	0	0	0	0	0	0	0	0	0	0	0	0	L	25-33
10/11	at Texans	P	2	1	1	0.0	0.0	0	0	0	0	0	0	0	0	0	0	0	0	0	0	0	0	0	0	0	L	14-30
10/18	Lions	S	2	2	0	0.0	0.0	1	2	0	0	0	0	0	1	0	0	0	0	0	0	0	0	0	0	0	L	16-34
10/25	at Chargers	S	1	0	1	0.0	0.0	0	0	0	0	0	0	0	0	0	0	0	0	0	0	0	0	0	0	0	L	29-39
11/08	Texans	S	1	1	0	0.0	0.0	1	2	0	0	0	0	0	0	0	0	0	0	0	0	0	0	0	0	0	L	25-27
11/15	at Packers	S	5	0	5	0.0	0.0	0	0	0	0	0	0	0	0	0	0	0	0	0	0	0	0	0	0	0	L	20-24
11/22	Steelers	S	1	0	1	0.0	0.0	0	0	1	0	0	0	0	0	0	0	0	0	0	0	0	0	0	0	0	L	3-27
11/29	Browns	S	5	3	2	0.0	0.0	0	0	0	0	0	0	0	0	0	0	0	0	0	0	0	0	0	0	0	L	25-27
12/06	at Vikings	S	1	0	1	0.0	0.0	0	0	1	0	0	0	0	0	0	0	0	0	0	0	0	0	0	0	0	L	24-27+
12/13	Titans	S	3	0	3	0.0	0.0	0	0	1	0	0	0	0	0	0	0	0	0	0	0	0	0	0	0	0	L	10-31
12/20	at Ravens	S	4	3	1	0.0	0.0	0	0	0	0	0	0	0	1	1	0	0	0	0	0	0	0	0	0	0	L	14-40
12/27	Bears	S	1	1	0	0.0	0.0	0	0	0	0	0	0	0	0	0	0	0	0	0	0	0	0	0	0	0	L	17-41
01/03	at Colts	P	2	2	0	0.0	0.0	0	0	0	0	0	0	0	1	0	0	0	0	0	0	0	0	0	0	0	L	14-28
2020 TOTALS		**16-14**	**37**	**18**	**19**	**0.0**	**0.0**	**4**	**12**	**3**	**0**	**0**	**0**	**0**	**3**	**1**	**0**	**0**	**0**	**0**	**0**	**0**	**0**	**0**	**0**	**0**	**1-15**	

+ - Overtime

SHAQUILL GRIFFIN | 26

POSITION: CORNERBACK
HT: 6-0 | **WT:** 200 | **DOB:** 7-20-1995
COLLEGE: CENTRAL FLORIDA
HOMETOWN: ST. PETERSBURG, FLA.
ACQ: UFA (SEA)-'21
EXP: 5th YEAR

@ShaquillG
@shaquillg

KEY TRANSACTIONS

- Originally drafted by Seattle in the third round (90th overall) of the 2017 draft
- Signed by Jacksonville as an unrestricted free agent on 3/16/21

PRO

2021 (Jaguars)

- Voted a team captain for the 2021 season
- **10/31 at SEA:** Started at cornerback and totaled three tackles (one solo)
- **10/17 vs. MIA:** Started at cornerback and recorded four solo tackles
- **10/10 vs. TEN:** Started at cornerback and recorded three total tackles (two solo) and one pass defensed
- **9/30 at CIN:** Started at cornerback and totaled four solo tackles and one pass defensed
- **9/26 vs. ARI:** Started at cornerback and recorded six total tackles (five solo)
- **9/19 vs. DEN:** Started at left cornerback in home Jaguars debut... Recorded five total tackles (three solo) and one pass defensed
- **9/12 at HOU:** Started at left cornerback in Jaguars debut... Had four total tackles (three solo) and one pass defensed

2020 (Seahawks)

- Played and started in 12 games... Recorded 63 total tackles and a career-high three interceptions
- **09/27 vs. DAL:** Hauled in first interception of the season
- **10/04 at MIA:** Had an interception in back-to-back games for the first time in his career
- **12/20 at WAS:** Recorded third INT of the season, a single-season career high

2019 (Seahawks)

- Was named to his first Pro Bowl as an injury replacement
- Started 14 games and had a career-high 65 total tackles and 13 passes defensed

2018 (Seahawks)

- Started in all 16 games
- Finished the season with 62 total tackles, 8 passes defensed and 2 interceptions

2017 (Seahawks)

- Started 11 of 15 games played in his rookie season
- **12/31 vs. ARI:** Recorded his first career interception

COLLEGE

- In four seasons, Griffin played in 46 career games and totaled 125 tackles, 36 passes defended and seven interceptions
- He also ran two picks back for touchdowns and blocked one kick as a Knight

PERSONAL

- Coached by Cory Moore at Lakewood High School, which advanced to the 2012 5A regional semifinals
- Received three stars from Rivals and ESPN... Ranked as the No. 57 cornerback in the nation by Rivals and No. 104 by ESPN
- Earned a spot on the 2012 class 5A all-state first team... Recorded three interceptions with 44 tackles, 12 break-ups, three forced fumbles and scored five touchdowns for the Spartans in 2012
- With twin brother, Shaquem, started their own track club in St. Petersburg
- Played little league football with Jaguars teammate Rayshawn Jenkins
- Was born a minute before Shaquem, with whom he played with at Central Florida

SHAQUILL GRIFFIN'S NFL REGULAR SEASON DEFENSIVE STATISTICS

				TACKLES								INTERCEPTIONS					O. FUMB				ST					MISC	
DATE	TEAM	GP	GS	TK	S	A	TFL	YDS	SK	YDS	QBH	NO	YDS	LG	TD	PD	FF	FR	TD	YDS	TK	S	A	FF	FR	S	A
2017	Seahawks	15	11	58	50	8	2	7	1.0	5.0	1	1	0	0	0	15	0	0	0	0	1	0	1	0	0	0	0
2018	Seahawks	16	16	62	55	7	3	6	0.0	0.0	0	2	8	8	0	8	0	0	0	0	0	0	0	0	0	0	0
2019	Seahawks	14	14	65	45	20	2	2	0.0	0.0	0	0	0	0	0	13	0	0	0	0	0	0	0	0	0	0	0
2020	Seahawks	12	12	63	53	10	2	2	0.0	0.0	0	3	20	16	0	12	0	0	0	0	0	0	0	0	0	0	0
2021	Jaguars	7	7	29	22	7	0	0	0.0	0.0	0	0	0	0	0	4	0	0	0	0	0	0	0	0	0	0	0
NFL TOTALS		**64**	**60**	**277**	**225**	**52**	**9**	**17**	**1.0**	**5.0**	**1**	**6**	**28**	**16**	**0**	**52**	**0**	**0**	**0**	**0**	**1**	**0**	**1**	**0**	**0**	**0**	**0**

SHAQUILL GRIFFIN'S NFL POSTSEASON DEFENSIVE STATISTICS

				TACKLES								INTERCEPTIONS					O. FUMB				ST					MISC	
DATE	TEAM	GP	GS	TK	S	A	TFL	YDS	SK	YDS	QBH	NO	YDS	LG	TD	PD	FF	FR	TD	YDS	TK	S	A	FF	FR	S	A
2018	Seahawks	1	1	4	4	0	0	0	0.0	0.0	0	0	0	0	0	2	0	0	0	0	0	0	0	0	0	0	0
2019	Seahawks	2	2	7	5	2	0	0	0.0	0.0	0	0	0	0	0	1	0	0	0	0	0	0	0	0	0	0	0
2020	Seahawks	1	1	1	1	0	0	0	0.0	0.0	0	0	0	0	0	0	0	0	0	0	0	0	0	0	0	0	0
NFL TOTALS		**4**	**4**	**12**	**10**	**2**	**0**	**0**	**0.0**	**0.0**	**0**	**0**	**0**	**0**	**0**	**3**	**0**	**0**	**0**	**0**	**0**	**0**	**0**	**0**	**0**	**0**	**0**

SINGLE-GAME HIGHS: DEFENSIVE

Total Tackles 11 vs. Dallas Cowboys, Sep 27, 2020
10 at Green Bay Packers, Sep 10, 2017

Sacks 1.0 at Dallas Cowboys, Dec 24, 2017

Passes Defensed 3 at Miami Dolphins, Oct 04, 2020
3 at Cleveland Browns, Oct 13, 2019
...2 more at 3.

Tackles For Loss 1 vs. Los Angeles Rams, Dec 27, 2020
1 vs. New York Giants, Dec 06, 2020
...7 more at 1.

Interceptions 2 at Chicago Bears, Sep 17, 2018
1 at Washington, Dec 20, 2020
...3 more at 1.

Interception Return Yards 16 at Miami Dolphins, Oct 04, 2020
8 at Chicago Bears, Sep 17, 2018

Special Teams Tackles 1 at Tennessee Titans, Sep 24, 2017

SINGLE-GAME HIGHS - POSTSEASON: DEFENSIVE

Total Tackles 4 at Philadelphia Eagles, Jan 05, 2020
4 at Dallas Cowboys, Jan 05, 2019

Passes Defensed 2 at Dallas Cowboys, Jan 05, 2019
1 at Green Bay Packers, Jan 12, 2020

2021 GAME-BY-GAME REGULAR-SEASON STATISTICS (JAGUARS)

						TACKLES						INTERCEPTIONS					O. FUMB				ST					MISC			
DATE	OPPONENT	P/S	TK	S	A	SK	YDS	TFL	YDS	QBH	NO	YDS	LG	TD	PD	FF	FR	TD	YDS	TK	S	A	FF	FR	S	A	W/L	SCORE
09/12	at Texans	S	4	3	1	0.0	0.0	0	0	0	0	0	0	0	1	0	0	0	0	0	0	0	0	0	0	0	L	21-37
09/19	Broncos	S	5	3	2	0.0	0.0	0	0	0	0	0	0	0	1	0	0	0	0	0	0	0	0	0	0	0	L	13-23
09/26	Cardinals	S	6	5	1	0.0	0.0	0	0	0	0	0	0	0	0	0	0	0	0	0	0	0	0	0	0	0	L	19-31
09/30	at Bengals	S	4	4	0	0.0	0.0	0	0	0	0	0	0	0	1	0	0	0	0	0	0	0	0	0	0	0	L	21-24
10/10	Titans	S	3	2	1	0.0	0.0	0	0	0	0	0	0	0	1	0	0	0	0	0	0	0	0	0	0	0	L	19-37
10/17	Dolphins	S	4	4	0	0.0	0.0	0	0	0	0	0	0	0	0	0	0	0	0	0	0	0	0	0	0	0	W	23-20
10/31	at Seahawks	S	3	1	2	0.0	0.0	0	0	0	0	0	0	0	0	0	0	0	0	0	0	0	0	0	0	0	L	7-31
2021 TOTALS		**7-7**	**29**	**22**	**7**	**0.0**	**0.0**	**0**	**0**	**0**	**0**	**0**	**0**	**0**	**4**	**0**	**0**	**0**	**0**	**0**	**0**	**0**	**0**	**0**	**0**	**1-6**	

2020 GAME-BY-GAME REGULAR-SEASON STATISTICS (SEAHAWKS)

						TACKLES						INTERCEPTIONS					O. FUMB				ST					MISC			
DATE	OPPONENT	P/S	TK	S	A	SK	YDS	TFL	YDS	QBH	NO	YDS	LG	TD	PD	FF	FR	TD	YDS	TK	S	A	FF	FR	S	A	W/L	SCORE
09/13	at Falcons	S	7	4	3	0.0	0.0	0	0	0	0	0	0	0	1	0	0	0	0	0	0	0	0	0	0	0	W	38-25
09/20	Patriots	S	3	3	0	0.0	0.0	0	0	0	0	0	0	0	0	0	0	0	0	0	0	0	0	0	0	0	W	35-30
09/27	Cowboys	S	11	11	0	0.0	0.0	0	0	0	1	4	4	0	1	0	0	0	0	0	0	0	0	0	0	0	W	38-31
10/04	at Dolphins	S	1	0	1	0.0	0.0	0	0	0	1	16	16	0	3	0	0	0	0	0	0	0	0	0	0	0	W	31-23
10/11	Vikings	S	8	7	1	0.0	0.0	0	0	0	0	0	0	0	2	0	0	0	0	0	0	0	0	0	0	0	W	27-26
10/25	at Cardinals	S	4	3	1	0.0	0.0	0	0	0	0	0	0	0	0	0	0	0	0	0	0	0	0	0	0	0	L	34-37+
11/01	49ers											INACTIVE															W	37-27
11/08	at Bills											INACTIVE															L	34-44
11/15	at Rams											INACTIVE															L	16-23
11/19	Cardinals											INACTIVE															W	28-21
11/30	at Eagles	S	4	3	1	0.0	0.0	0	0	0	0	0	0	0	1	0	0	0	0	0	0	0	0	0	0	0	W	23-17
12/06	Giants	S	5	4	1	0.0	0.0	1	2	0	0	0	0	0	0	0	0	0	0	0	0	0	0	0	0	0	L	12-17
12/13	Jets	S	3	3	0	0.0	0.0	0	0	0	0	0	0	0	1	0	0	0	0	0	0	0	0	0	0	0	W	40-3
12/20	at Washington	S	4	4	0	0.0	0.0	0	0	0	1	0	0	0	2	0	0	0	0	0	0	0	0	0	0	0	W	20-15
12/27	Rams	S	7	5	2	0.0	0.0	1	0	0	0	0	0	0	1	0	0	0	0	0	0	0	0	0	0	0	W	20-9
01/03	at 49ers	S	6	6	0	0.0	0.0	0	0	0	0	0	0	0	0	0	0	0	0	0	0	0	0	0	0	0	W	26-23
2020 TOTALS		**12-12**	**63**	**53**	**10**	**0.0**	**0.0**	**2**	**2**	**0**	**3**	**20**	**16**	**0**	**12**	**0**	**0**	**0**	**0**	**0**	**0**	**0**	**0**	**0**	**0**	**0**	**12-4**	

+ - Overtime

2020 GAME-BY-GAME POSTSEASON STATISTICS (SEAHAWKS)

						TACKLES						INTERCEPTIONS					O. FUMB				ST					MISC			
DATE	OPPONENT	P/S	TK	S	A	SK	YDS	TFL	YDS	QBH	NO	YDS	LG	TD	PD	FF	FR	TD	YDS	TK	S	A	FF	FR	S	A	W/L	SCORE
01/09	Rams	S	1	1	0	0.0	0.0	0	0	0	0	0	0	0	0	0	0	0	0	0	0	0	0	0	0	0	L	20-30
2020 TOTALS		**1-1**	**1**	**1**	**0**	**0.0**	**0.0**	**0**	**0**	**0**	**0**	**0**	**0**	**0**	**0**	**0**	**0**	**0**	**0**	**0**	**0**	**0**	**0**	**0**	**0**	**0**	**0-1**	

DAVON HAMILTON | 52

POSITION: DEFENSIVE TACKLE
HT: 6-4 | **WT:** 335 | **DOB:** 2-1-1997
COLLEGE: OHIO STATE
HOMETOWN: PICKERINGTON, OHIO
ACQ: D3-'20
EXP: 2nd YEAR

@dmhamilton53
@davonhamilton53

KEY TRANSACTIONS

- Originally drafted by Jacksonville in the third round (73rd overall) of the 2020 draft

PRO

2021 (Jaguars)

- **10/31 at SEA:** Started at defensive tackle and recorded one total tackle
- **10/17 vs. MIA:** Saw action on defense
- **10/10 vs. TEN:** Started at defensive tackle and tied for a team-high seven total tackles (five solo) and one pass defensed
- **9/30 at CIN:** Saw action on the defensive line and totaled three tackles (two solo)
- **9/26 vs. ARI:** Started at defensive tackle and recorded one total tackle
- **9/19 vs. DEN**: Saw action along the defensive line and recorded five total tackles (three solo)
- **9/12 at HOU:** Started at defensive tackle and saw action on special teams... Recorded four total tackles

2020 (Jaguars)

- Saw action in 11 games during his rookie campaign, starting five, and totaled 30 tackles (14 solo), 1.0 sack, one fumble recovery, one pass defense and one tackle for loss... Placed on injured reserve on Dec. 5 with a knee injury
- **10/4 at CIN:** Saw action at defensive tackle and collected a career-high five tackles
- **10/25 at LAC:** Started at defensive end and posted a career-high eight tackles, including one tackle for loss, and two quarterback hits

COLLEGE

- Played in 54 games with 17 starts during four seasons in Columbus, accumulating 21 tackles for loss and 7.0 sacks
- Competed at the 2020 Senior Bowl
- Posted 33 reps on the bench press at the 2020 Combine, the most of any defensive lineman

PERSONAL

- Named First-Team Associated Press All-State in 2014 after a 67-tackle, 13-tackle-for-loss season while helping Pickerington to an 11-1 record and into the second round of the state playoffs
- Named the Ohio Capital Conference's Ohio Division Player of the Year and Division I Central District Player of the Year as a senior
- Son of Sabrina and Damian Hamilton
- Younger brother, Ty, will be a sophomore at Ohio State this year

DAVON HAMILTON'S NFL REGULAR SEASON DEFENSIVE STATISTICS

				TACKLES								INTERCEPTIONS					O. FUMB				ST					MISC	
DATE	TEAM	GP	GS	TK	S	A	TFL	YDS	SK	YDS	QBH	NO	YDS	LG	TD	PD	FF	FR	TD	YDS	TK	S	A	FF	FR	S	A
2020	Jaguars	11	6	30	14	16	2	11	1.0	10.0	5	0	0	0	0	1	0	1	0	0	0	0	0	0	0	0	0
2021	Jaguars	7	4	21	9	12	0	0	0.0	0.0	0	0	0	0	0	1	0	0	0	0	0	0	0	0	0	0	0
NFL TOTALS		**18**	**10**	**51**	**23**	**28**	**2**	**11**	**1.0**	**10.0**	**5**	**0**	**0**	**0**	**0**	**2**	**0**	**1**	**0**	**0**	**0**	**0**	**0**	**0**	**0**	**0**	**0**

SINGLE-GAME HIGHS: DEFENSIVE

Total Tackles	8 at Los Angeles Chargers, Oct 25, 2020
	7 vs. Tennessee Titans, Oct 10, 2021
Sacks	1.0 at Green Bay Packers, Nov 15, 2020
Passes Defensed	1 vs. Tennessee Titans, Oct 10, 2021
	1 at Green Bay Packers, Nov 15, 2020
Fumble Recoveries	1 vs. Houston Texans, Nov 08, 2020
Tackles For Loss	1 at Green Bay Packers, Nov 15, 2020
	1 at Los Angeles Chargers, Oct 25, 2020

2021 GAME-BY-GAME REGULAR-SEASON STATISTICS (JAGUARS)

			TACKLES								INTERCEPTIONS					O. FUMB				ST					MISC			
DATE	OPPONENT	P/S	TK	S	A	SK	YDS	TFL	YDS	QBH	NO	YDS	LG	TD	PD	FF	FR	TD	YDS	TK	S	A	FF	FR	S	A	W/L	SCORE
09/12	at Texans	S	4	0	4	0.0	0.0	0	0	0	0	0	0	0	0	0	0	0	0	0	0	0	0	0	0	0	L	21-37
09/19	Broncos	P	5	3	2	0.0	0.0	0	0	0	0	0	0	0	0	0	0	0	0	0	0	0	0	0	0	0	L	13-23
09/26	Cardinals	S	1	0	1	0.0	0.0	0	0	0	0	0	0	0	0	0	0	0	0	0	0	0	0	0	0	0	L	19-31
09/30	at Bengals	P	3	2	1	0.0	0.0	0	0	0	0	0	0	0	0	0	0	0	0	0	0	0	0	0	0	0	L	21-24
10/10	Titans	S	7	4	3	0.0	0.0	0	0	0	0	0	0	0	1	0	0	0	0	0	0	0	0	0	0	0	L	19-37
10/17	Dolphins	P	0	0	0	0.0	0.0	0	0	0	0	0	0	0	0	0	0	0	0	0	0	0	0	0	0	0	W	23-20
10/31	at Seahawks	S	1	0	1	0.0	0.0	0	0	0	0	0	0	0	0	0	0	0	0	0	0	0	0	0	0	0	L	7-31
2021 TOTALS		**7-4**	**21**	**9**	**12**	**0.0**	**0.0**	**0**	**0**	**0**	**0**	**0**	**0**	**0**	**1**	**0**	**0**	**0**	**0**	**0**	**0**	**0**	**0**	**0**	**0**	**1-6**	

2020 GAME-BY-GAME REGULAR-SEASON STATISTICS (JAGUARS)

			TACKLES								INTERCEPTIONS					O. FUMB				ST					MISC			
DATE	OPPONENT	P/S	TK	S	A	SK	YDS	TFL	YDS	QBH	NO	YDS	LG	TD	PD	FF	FR	TD	YDS	TK	S	A	FF	FR	S	A	W/L	SCORE
09/13	Colts	P	2	2	0	0.0	0.0	0	0	0	0	0	0	0	0	0	0	0	0	0	0	0	0	0	0	0	W	27-20
09/20	at Titans	P	3	0	3	0.0	0.0	0	0	0	0	0	0	0	0	0	0	0	0	0	0	0	0	0	0	0	L	30-33
09/24	Dolphins	P	2	1	1	0.0	0.0	0	0	0	0	0	0	0	0	0	0	0	0	0	0	0	0	0	0	0	L	13-31
10/04	at Bengals	P	5	1	4	0.0	0.0	0	0	2	0	0	0	0	0	0	0	0	0	0	0	0	0	0	0	0	L	25-33
10/11	at Texans	P	1	0	1	0.0	0.0	0	0	0	0	0	0	0	0	0	0	0	0	0	0	0	0	0	0	0	L	14-30
10/18	Lions	S	2	1	1	0.0	0.0	0	0	0	0	0	0	0	0	0	0	0	0	0	0	0	0	0	0	0	L	16-34
10/25	at Chargers	S	8	4	4	0.0	0.0	1	1	2	0	0	0	0	0	0	0	0	0	0	0	0	0	0	0	0	L	29-39
11/08	Texans	S	1	0	1	0.0	0.0	0	0	0	0	0	0	0	0	0	1	0	0	0	0	0	0	0	0	0	L	25-27
11/15	at Packers	S	4	4	0	1.0	10.0	1	10	1	0	0	0	0	1	0	0	0	0	0	0	0	0	0	0	0	L	20-24
11/22	Steelers	S	1	0	1	0.0	0.0	0	0	0	0	0	0	0	0	0	0	0	0	0	0	0	0	0	0	0	L	3-27
11/29	Browns	S	1	1	0	0.0	0.0	0	0	0	0	0	0	0	0	0	0	0	0	0	0	0	0	0	0	0	L	25-27
12/06	at Vikings										INJURED RESERVE																L	24-27+
12/13	Titans										INJURED RESERVE																L	10-31
12/20	at Ravens										INJURED RESERVE																L	14-40
12/27	Bears										INJURED RESERVE																L	17-41
01/03	at Colts										INJURED RESERVE																L	14-28
2020 TOTALS		**11-6**	**30**	**14**	**16**	**1.0**	**10.0**	**2**	**11**	**5**	**0**	**0**	**0**	**0**	**1**	**0**	**1**	**0**	**0**	**0**	**0**	**0**	**0**	**0**	**0**	**1-15**	

+ - Overtime

TRE HERNDON | 37

POSITION: CORNERBACK
HT: 5-11 | **WT:** 190 | **DOB:** 3-5-1996
COLLEGE: VANDERBILT
HOMETOWN: CHATTANOOGA, TENN.
ACQ: FA-'18
EXP: 4th YEAR

@_423hern
@423hern_

KEY TRANSACTIONS

- Originally signed by Jacksonville as an undrafted rookie on 4/30/18

PRO

2021 (Jaguars)

- **10/31 at SEA:** Saw action on defense and special teams
- **10/17 vs. MIA:** Started at nickel cornerback and recorded five total tackles (three solo), including one tackle for loss
- **10/10 vs. TEN:** Saw action at cornerback and recorded three total tackles (two solo)
- **9/30 at CIN:** Started at nickel in his first game of the 2021 season... Recorded five solo tackles
- **9/26 vs. ARI:** Inactive (knee)
- **9/19 vs. DEN:** Inactive (knee)
- **9/12 at HOU:** Inactive (knee)

2020 (Jaguars)

- Saw action in all 16 games on the year, starting in 12... Amassed a career-high 76 tackles (64 solo), five passes defensed and 1.0 sack
- **11/22 vs. PIT:** Started at cornerback and notched a season-high seven tackles and one pass defensed
- **12/13 vs. TEN:** Started at cornerback, tying a career-best nine tackles (seven solo) and notched one pass defensed

2019 (Jaguars)

- Appeared in all 16 games, making 14 starts and led the team in both passes defensed (13) and INTs (three)... Also amassed 54 tackles (41 solo)
- **9/15 at HOU:** Recorded his first career start at cornerback, registering four tackles (three solo) and one pass defensed
- **12/22 at ATL:** Started and posted three solo tackles, two passes defensed and one INT

2018 (Jaguars)

- Tallied seven tackles (six solo) in 11 appearances
- **9/9 at NYG:** Saw action on special teams and recorded one special teams tackle in his NFL debut

COLLEGE

- Played both outside cornerback and nickel back for the Commodores
- Appeared in 48 career games with 36 starts and totaled 126 tackles (93 solo), 25 passes defensed, 2.5 tackles for a loss, 2.0 sacks and two INTs
- Started 29 consecutive games starting his sophomore to senior season

PERSONAL

- Three-year starter at East Hamilton (Chattanooga, Tenn.) High School where he helped the Hurricanes to a 10-3 record and 5A state playoffs in his senior year
- Named to Chattanooga Times-Free Press' "Best of Preps Team" and sportswriters' first-team all-state squad
- First football player from East Hamilton High School to sign a SEC scholarship
- Engaged to his fiancé, Treyleana, on July 17, 2021
- Son of Sabrina and Willie Herndon Jr.
- Has two dogs, a hound mix named Rambo and an American bull dog named Ali
- Herndon, along with his fiancé, Treyleana, donated 10,000 meals to Feeding Northeast Florida to those in need during COVID-19

TRE HERNDON'S NFL REGULAR SEASON DEFENSIVE STATISTICS

				TACKLES								INTERCEPTIONS					O. FUMB				ST					MISC	
DATE	TEAM	GP	GS	TK	S	A	TFL	YDS	SK	YDS	QBH	NO	YDS	LG	TD	PD	FF	FR	TD	YDS	TK	S	A	FF	FR	S	A
2018	Jaguars	11	0	7	6	1	0	0	0.0	0.0	0	0	0	0	0	0	0	0	0	0	6	4	2	0	0	0	0
2019	Jaguars	16	14	54	41	13	1	5	0.0	0.0	0	3	0	0	0	13	0	0	0	0	1	1	0	0	0	0	0
2020	Jaguars	16	12	76	64	12	4	16	1.0	8.0	2	0	0	0	0	5	0	0	0	0	0	0	0	0	0	0	0
2021	Jaguars	4	2	13	10	3	1	0	0.0	0.0	0	0	0	0	0	0	0	0	0	0	0	0	0	0	0	0	0
NFL TOTALS		**47**	**28**	**150**	**121**	**29**	**6**	**21**	**1.0**	**8.0**	**2**	**3**	**0**	**0**	**0**	**18**	**0**	**0**	**0**	**0**	**7**	**5**	**2**	**0**	**0**	**0**	**0**

SINGLE-GAME HIGHS: DEFENSIVE

Total Tackles 9 vs. Tennessee Titans, Dec 13, 2020
9 at Minnesota Vikings, Dec 06, 2020
...1 more at 9.

Sacks 1.0 vs. Houston Texans, Nov 08, 2020

Passes Defensed 2 at Atlanta Falcons, Dec 22, 2019
2 at Indianapolis Colts, Nov 17, 2019
...2 more at 2.

Tackles For Loss 2 vs. Houston Texans, Nov 08, 2020
1 vs. Miami Dolphins, Oct 17, 2021
...3 more at 1.

Interceptions 2 vs. New York Jets, Oct 27, 2019
1 at Atlanta Falcons, Dec 22, 2019

Special Teams Tackles 2 vs. Tennessee Titans, Sep 23, 2018
1 vs. New York Jets, Oct 27, 2019
...4 more at 1.

2021 GAME-BY-GAME REGULAR-SEASON STATISTICS (JAGUARS)

			TACKLES								INTERCEPTIONS					O. FUMB				ST					MISC			
DATE	OPPONENT	P/S	TK	S	A	SK	YDS	TFL	YDS	QBH	NO	YDS	LG	TD	PD	FF	FR	TD	YDS	TK	S	A	FF	FR	S	A	W/L	SCORE
09/12	at Texans											INACTIVE															L	21-37
09/19	Broncos											INACTIVE															L	13-23
09/26	Cardinals											INACTIVE															L	19-31
09/30	at Bengals	S	5	5	0	0.0	0.0	0	0	0	0	0	0	0	0	0	0	0	0	0	0	0	0	0	0	0	L	21-24
10/10	Titans	P	3	2	1	0.0	0.0	0	0	0	0	0	0	0	0	0	0	0	0	0	0	0	0	0	0	0	L	19-37
10/17	Dolphins	S	5	3	2	0.0	0.0	1	0	0	0	0	0	0	0	0	0	0	0	0	0	0	0	0	0	0	W	23-20
10/31	at Seahawks	P	0	0	0	0.0	0.0	0	0	0	0	0	0	0	0	0	0	0	0	0	0	0	0	0	0	0	L	7-31
2021 TOTALS		**4-2**	**13**	**10**	**3**	**0.0**	**0.0**	**1**	**0**	**0**	**0**	**0**	**0**	**0**	**0**	**0**	**0**	**0**	**0**	**0**	**0**	**0**	**0**	**0**	**0**	**1-6**	

2020 GAME-BY-GAME REGULAR-SEASON STATISTICS (JAGUARS)

			TACKLES								INTERCEPTIONS					O. FUMB				ST					MISC			
DATE	OPPONENT	P/S	TK	S	A	SK	YDS	TFL	YDS	QBH	NO	YDS	LG	TD	PD	FF	FR	TD	YDS	TK	S	A	FF	FR	S	A	W/L	SCORE
09/13	Colts	S	4	4	0	0.0	0.0	0	0	0	0	0	0	0	1	0	0	0	0	0	0	0	0	0	0	0	W	27-20
09/20	at Titans	S	2	2	0	0.0	0.0	0	0	0	0	0	0	0	0	0	0	0	0	0	0	0	0	0	0	0	L	30-33
09/24	Dolphins	S	5	5	0	0.0	0.0	0	0	0	0	0	0	0	0	0	0	0	0	0	0	0	0	0	0	0	L	13-31
10/04	at Bengals	S	2	2	0	0.0	0.0	0	0	0	0	0	0	0	0	0	0	0	0	0	0	0	0	0	0	0	L	25-33
10/11	at Texans	S	6	6	0	0.0	0.0	0	0	0	0	0	0	0	0	0	0	0	0	0	0	0	0	0	0	0	L	14-30
10/18	Lions	P	0	0	0	0.0	0.0	0	0	0	0	0	0	0	1	0	0	0	0	0	0	0	0	0	0	0	L	16-34
10/25	at Chargers	P	5	3	2	0.0	0.0	0	0	0	0	0	0	0	0	0	0	0	0	0	0	0	0	0	0	0	L	29-39
11/08	Texans	P	4	4	0	1.0	8.0	2	10	1	0	0	0	0	0	0	0	0	0	0	0	0	0	0	0	0	L	25-27
11/15	at Packers	P	6	4	2	0.0	0.0	1	3	0	0	0	0	0	0	0	0	0	0	0	0	0	0	0	0	0	L	20-24
11/22	Steelers	S	7	7	0	0.0	0.0	0	0	0	0	0	0	0	1	0	0	0	0	0	0	0	0	0	0	0	L	3-27
11/29	Browns	S	4	2	2	0.0	0.0	0	0	0	0	0	0	0	0	0	0	0	0	0	0	0	0	0	0	0	L	25-27
12/06	at Vikings	S	9	8	1	0.0	0.0	1	3	0	0	0	0	0	1	0	0	0	0	0	0	0	0	0	0	0	L	24-27+
12/13	Titans	S	9	7	2	0.0	0.0	0	0	0	0	0	0	0	1	0	0	0	0	0	0	0	0	0	0	0	L	10-31
12/20	at Ravens	S	3	2	1	0.0	0.0	0	0	0	0	0	0	0	0	0	0	0	0	0	0	0	0	0	0	0	L	14-40
12/27	Bears	S	2	1	1	0.0	0.0	0	0	1	0	0	0	0	0	0	0	0	0	0	0	0	0	0	0	0	L	17-41
01/03	at Colts	S	8	7	1	0.0	0.0	0	0	0	0	0	0	0	0	0	0	0	0	0	0	0	0	0	0	0	L	14-28
2020 TOTALS		**16-12**	**76**	**64**	**12**	**1.0**	**8.0**	**4**	**16**	**2**	**0**	**0**	**0**	**0**	**5**	**0**	**0**	**0**	**0**	**0**	**0**	**0**	**0**	**0**	**0**	**1-15**	

+ - Overtime



JACOB HOLLISTER | 86

POSITION: TIGHT END
HT: 6-4 | **WT:** 245 | **DOB:** 11-18-1993
COLLEGE: WYOMING
HOMETOWN: BEAVERTON, ORE.
ACQ: FA-'21
EXP: 4th YEAR

KEY TRANSACTIONS

- Originally signed by New England as an undrafted free agent on 5/5/17
- Traded to Seattle on 4/29/19
- Signed to Seattle's practice squad on 9/1/19
- Signed by Seattle on 10/12/19
- Signed by Buffalo as an unrestricted free agent on 3/22/21
- Claimed by Jacksonville on 9/3/21

PRO

2021 (Jaguars)

- **10/31 at SEA:** Inactive
- **10/17 vs. MIA:** Saw action at tight end
- **10/10 vs. TEN:** Started at tight end and caught his first touchdown as a Jaguar on a 1-yard TD reception on fourth and goal
- **9/30 at CIN:** Saw action at tight end and recorded one reception for 5 yards
- **9/26 vs. ARI:** Started at tight end and recorded two catches for 15 yards in Jaguars debut
- **9/19 vs. DEN:** Inactive
- **9/12 at HOU:** Inactive

2020 (Seahawks)

- Played in 16 games (five starts) and hauled in 25 receptions for 209 yards and three touchdowns
- **11/08 at Buf:** Recorded five receptions for 60 yards

2019 (Seahawks)

- Appeared in 11 games (three starts) and recorded 41 receptions for 349 yards and three touchdowns
- **12/22 Ari:** Recorded a career-high 64 yards on five receptions

2018 (Patriots)

- Saw action in eight games (one start) and hauled in four receptions for 52 yards

2017 (Patriots)

- Played in 15 games (one start) and recorded four receptions for 42 yards

COLLEGE

- Played in 30 games at Wyoming and caught 75 passes for 1,114 yards and 12 TDs
- As a senior, caught 32 passes for 515 yards and seven TDs
- Earned first-team all conference honors at Arizona Western Junior College

PERSONAL

- Helped lead Mountain View (Bend, Ore.) High School to the 5A state championship as the team's quarterback during senior season, giving the city of Bend its first state title since 1940.
- Born in Bend, Ore.

REGULAR SEASON COMPARISON: RECEIVING - BUFFALO BILLS

DATE	OPP	W/L	GP/GS	REC	YDS.	AVG.	TD	LG	TGTS	YAC
12/3/17	NE @ BUF	W	P	0	0	0	0	0	1	0
12/24/17	NE vs. BUF	W	P	1	5	5.0	0	5	2	2
11/8/20	SEA @ BUF	L	S	5	60	12.0	0	19	7	23
TOTALS		**2/1**	**3/1**	**6**	**65**	**10.8**	**0**	**19**	**10**	**25**

JACOB HOLLISTER'S NFL REGULAR SEASON RUSHING/RECEIVING STATISTICS

				RECEIVING					RUSHING				
DATE	TEAM	GP	GS	NO.	YDS.	AVG.	LG	TD	NO.	YDS.	AVG.	LG	TD
2017	Patriots	15	1	4	42	10.5	19	0	1	5	5.0	5	0
2018	Patriots	8	1	4	52	13.0	23	0	0	0	0.0	0	0
2019	Seahawks	11	3	41	349	8.5	22	3	0	0	0.0	0	0
2020	Seahawks	16	5	25	209	8.4	20	3	0	0	0.0	0	0
2021	Jaguars	4	2	4	21	5.3	9	1	0	0	0.0	0	0
NFL TOTALS		**54**	**12**	**78**	**673**	**8.6**	**23**	**7**	**1**	**5**	**5.0**	**5**	**0**

JACOB HOLLISTER'S NFL POSTSEASON RUSHING/RECEIVING STATISTICS

				RECEIVING					RUSHING				
DATE	TEAM	GP	GS	NO.	YDS.	AVG.	LG	TD	NO.	YDS.	AVG.	LG	TD
2017	Patriots	1	0	1	0	0.0	0	0	0	0	0.0	0	0
2018	Patriots	0	0	0	0	0.0	0	0	0	0	0.0	0	0
2019	Seahawks	2	2	7	63	9.0	19	0	0	0	0.0	0	0
2020	Seahawks	1	1	0	0	0.0	0	0	0	0	0.0	0	0
NFL TOTALS		**4**	**3**	**8**	**63**	**7.9**	**19**	**0**	**0**	**0**	**0.0**	**0**	**0**

JACOB HOLLISTER'S NFL REGULAR SEASON RETURN STATISTICS

		KICKOFF RETURNS					PUNT RETURNS					
DATE	TEAM	RET.	YDS.	AVG.	LG	TD	NO.	FC	YDS.	AVG.	LG	TD
2017	Patriots	0	0	0.0	0	0	0	0	0	0.0	0	0
2018	Patriots	0	0	0.0	0	0	0	0	0	0.0	0	0
2019	Seahawks	0	0	0.0	0	0	0	0	0	0.0	0	0
2020	Seahawks	0	0	0.0	0	0	0	0	0	0.0	0	0
2021	Jaguars	0	0	0.0	0	0	0	0	0	0.0	0	0
NFL TOTALS		**0**	**0**	**0.0**	**0**	**0**	**0**	**0**	**0**	**0.0**	**0**	**0**

JACOB HOLLISTER'S NFL POSTSEASON RETURN STATISTICS

		KICKOFF RETURNS					PUNT RETURNS					
DATE	TEAM	RET.	YDS.	AVG.	LG	TD	NO.	FC	YDS.	AVG.	LG	TD
2017	Patriots	0	0	0.0	0	0	0	0	0	0.0	0	0
2018	Patriots	0	0	0.0	0	0	0	0	0	0.0	0	0
2019	Seahawks	0	0	0.0	0	0	0	0	0	0.0	0	0
2020	Seahawks	0	0	0.0	0	0	0	0	0	0.0	0	0
NFL TOTALS		**0**	**0**	**0.0**	**0**	**0**	**0**	**0**	**0**	**0.0**	**0**	**0**

SINGLE-GAME HIGHS: RUSHING/RECEIVING

Rush Attempts 1 vs. Buffalo Bills, Dec 24, 2017
Rushing Yards 5 vs. Buffalo Bills, Dec 24, 2017
Longest Runs 5 vs. Buffalo Bills, Dec 24, 2017
Receptions 8 at San Francisco 49ers, Nov 11, 2019
6 vs. Minnesota Vikings, Dec 02, 2019
Receiving Yards 64 vs. Arizona Cardinals, Dec 22, 2019
62 at San Francisco 49ers, Nov 11, 2019
Longest Receptions 23 at Jacksonville Jaguars, Sep 16, 2018
22 vs. Tampa Bay Buccaneers, Nov 03, 2019

Receiving TDs 2 vs. Tampa Bay Buccaneers, Nov 03, 2019
1 vs. Los Angeles Rams, Dec 27, 2020
...3 more at 1.
All-Purpose Yards 64 vs. Arizona Cardinals, Dec 22, 2019
62 at San Francisco 49ers, Nov 11, 2019
Special Teams Tackles 1 vs. Los Angeles Rams, Dec 27, 2020
1 at Philadelphia Eagles, Nov 30, 2020
...9 more at 1.
Miscellaneous Tackles 1 vs. Arizona Cardinals, Dec 22, 2019
Most TDs 2 vs. Tampa Bay Buccaneers, Nov 03, 2019
1 vs. Tennessee Titans, Oct 10, 2021
...4 more at 1.
Receiving Average 12.8 vs. Arizona Cardinals, Dec 22, 2019
12.0 at Buffalo Bills, Nov 08, 2020

SINGLE-GAME HIGHS - POSTSEASON: RECEIVING

Receptions 5 at Green Bay Packers, Jan 12, 2020
2 at Philadelphia Eagles, Jan 05, 2020
Receiving Yards 47 at Green Bay Packers, Jan 12, 2020
16 at Philadelphia Eagles, Jan 05, 2020

Longest Receptions 19 at Green Bay Packers, Jan 12, 2020
11 at Green Bay Packers, Jan 12, 2020
All-Purpose Yards 47 at Green Bay Packers, Jan 12, 2020
16 at Philadelphia Eagles, Jan 05, 2020

2021 GAME-BY-GAME REGULAR-SEASON STATISTICS (JAGUARS)

			RECEIVING					RUSHING						
DATE	OPPONENT	P/S	NO.	YDS.	AVG.	LG	TD	NO.	YDS.	AVG.	LG	TD	W/L	SCORE
09/12	at Texans						INACTIVE						L	21-37
09/19	Broncos						INACTIVE						L	13-23
09/26	Cardinals	S	2	15	7.5	9	0	0	0	0.0	0	0	L	19-31
09/30	at Bengals	P	1	5	5.0	5	0	0	0	0.0	0	0	L	21-24
10/10	Titans	S	1	1	1.0	1t	1	0	0	0.0	0	0	L	19-37
10/17	Dolphins	P	0	0	0.0	0	0	0	0	0.0	0	0	W	23-20
10/31	at Seahawks						INACTIVE						L	7-31
2021 TOTALS		**4-2**	**4**	**21**	**5.3**	**9**	**1**	**0**	**0**	**0.0**	**0**	**0**	**1-6**	

2020 GAME-BY-GAME REGULAR-SEASON STATISTICS (SEAHAWKS)

			RECEIVING					RUSHING						
DATE	OPPONENT	P/S	NO.	YDS.	AVG.	LG	TD	NO.	YDS.	AVG.	LG	TD	W/L	SCORE
09/13	at Falcons	P	1	9	9.0	9	0	0	0	0.0	0	0	W	38-25
09/20	Patriots	P	0	0	0.0	0	0	0	0	0.0	0	0	W	35-30
09/27	Cowboys	P	1	1	1.0	1t	1	0	0	0.0	0	0	W	38-31
10/04	at Dolphins	P	0	0	0.0	0	0	0	0	0.0	0	0	W	31-23
10/11	Vikings	P	0	0	0.0	0	0	0	0	0.0	0	0	W	27-26
10/25	at Cardinals	P	3	22	7.3	17	0	0	0	0.0	0	0	L	34-37+
11/01	49ers	P	1	6	6.0	6	0	0	0	0.0	0	0	W	37-27
11/08	at Bills	S	5	60	12.0	19	0	0	0	0.0	0	0	L	34-44
11/15	at Rams	P	1	6	6.0	6	0	0	0	0.0	0	0	L	16-23
11/19	Cardinals	P	2	14	7.0	9	0	0	0	0.0	0	0	W	28-21
11/30	at Eagles	S	2	11	5.5	8	0	0	0	0.0	0	0	W	23-17
12/06	Giants	P	3	20	6.7	10	0	0	0	0.0	0	0	L	12-17
12/13	Jets	P	1	20	20.0	20	0	0	0	0.0	0	0	W	40-3
12/20	at Washington	S	2	17	8.5	10t	1	0	0	0.0	0	0	W	20-15
12/27	Rams	S	2	17	8.5	13t	1	0	0	0.0	0	0	W	20-9
01/03	at 49ers	S	1	6	6.0	6	0	0	0	0.0	0	0	W	26-23
2020 TOTALS		**16-5**	**25**	**209**	**8.4**	**20**	**3**	**0**	**0**	**0.0**	**0**	**0**	**12-4**	

+ - Overtime

2020 GAME-BY-GAME POSTSEASON STATISTICS (SEAHAWKS)

			RECEIVING					RUSHING						
DATE	OPPONENT	P/S	NO.	YDS.	AVG.	LG	TD	NO.	YDS.	AVG.	LG	TD	W/L	SCORE
01/09	Rams	S	0	0	0.0	0	0	0	0	0.0	0	0	L	20-30
2020 TOTALS		**1-1**	**0**	**0**	**0.0**	**0**	**0**	**0**	**0**	**0.0**	**0**	**0**	**0-1**	

CARLOS HYDE | 24

POSITION: RUNNING BACK
HT: 6-0 | **WT:** 230 | **DOB:** 9-20-1990
COLLEGE: OHIO STATE
HOMETOWN: CINCINNATI, OHIO
ACQ: UFA (SEA)-'21
EXP: 8th YEAR

@elguapo

TRANSACTIONS

- Originally drafted by San Francisco in the second round (57th overall) of the 2014 draft
- Signed with Cleveland as unresricted free agent in 2018
- Traded to Jacksonville on 10/20/18
- Signed by Kansas City as a free agent on 3/11/19
- Traded to Houston on 8/31/19
- Signed by Seattle as a free agent on 5/28/20
- Signed by Jacksonville as a free agent on 3/15/21

PRO

2021 (Jaguars)

- **10/31 at SEA:** Carried the ball nine times for 32 yards... Also hauled in six passes for 40 yards... Shared running back duties after RB James Robinson left the game in the second quarter with an ankle injury
- **10/17 vs. MIA:** Saw action at running back
- **10/10 vs. TEN:** Saw action at running back and recorded 13 rushing yards on five carries
- **9/30 at CIN:** Inactive (shoulder)
- **9/26 vs. ARI:** Saw action at running back and rushed for 44 yards on eight carries (5.5 avg)
- **9/19 vs. DEN:** Saw action at running back... Rushed two times for 7 yards
- **9/12 at HOU:** Rushed nine times for a team-high 44 yards (4.9 avg) in Week 1

2020 (Seahawks)

- Played in 10 games with one start and finished the year with 356 yards on 81 carries... Also hauled in 16 receptions for 93 yards
- **10/25 at ARI:** Posted a season high with 68 yards rushing on 15 carries with a 24-yard TD run
- **12/20 at WAS:** Rushed twice for 55 yards, including a Seahawks season-long, 50-yard TD run

2019 (Texans)

- Started 14 of 16 games
- Recorded a career-high 1,070 rushing yards with six touchdowns on 245 carries
- Became the fifth player in Texans history to record 1,000 rushing yards in a season and the first since Lamar Miller in 2016.

2018 (Browns & Jaguars)

- Played in 14 games with seven starts including two as a Jaguar
- Had 571 yards rushing on 172 attempts to go along with 10 receptions for 33 yards

2017 (49ers)

- Started all 16 games and rushed for 938 yards and a career-high eight TDs on 240 carries, while setting career highs in catches (59) and receiving yards (350)

2016 (49ers)

- Started all 13 games in which he appeared and set career highs in attempts (217), yards (988), and TDs (6)... He has also set career highs with 27 receptions for 163 yds. and 3 TDs

2015 (49ers)

- Played and started in seven games before being placed on injured reserve
- Finished the year with 470 yards on 115 attempts and 11 receptions for 53 yards

2014 (49ers)

- Played in 14 games as a rookie
- Concluded his first year with 333 yards rushing on 83 carries and four TDs
- Also had 12 catches for 68 yards

COLLEGE

- Spent four seasons (2010-13) at Ohio State and played in 41 games for the Buckeyes
- Finished his collegiate career with 3,198 yards and 37 touchdowns on 523 carries, while adding 34 receptions for 271 yards and four scores
- Ended his senior season with nine consecutive performances of 100-plus yards
- Named the Big Ten Conference's Ameche-Dayne Running Back of the Year
- Earned Second Team All-America honors from CBS Sports and was selected First-Team All-Big Ten in his final season

PERSONAL

- Attended Princeton (Ohio) High School, and moved to Naples, Fla. following his freshman year and finished high school at Naples High School
- Rushed for 1,653 yards and 16 touchdowns as a senior at Naples, earning the Naples Daily News Broxson Award as its Player of the Year
- Also awarded the Ft. Myers News-Press Southwest Florida Player of the Year

- Lettered in track and basketball

CARLOS HYDE'S NFL REGULAR SEASON RUSHING/RECEIVING STATISTICS

				RUSHING					RECEIVING				
DATE	TEAM	GP	GS	NO.	YDS.	AVG.	LG	TD	NO.	YDS.	AVG.	LG	TD
2014	49ers	14	0	83	333	4.0	28	4	12	68	5.7	16	0
2015	49ers	7	7	115	470	4.1	22	3	11	53	4.8	11	0
2016	49ers	13	13	217	988	4.6	47	6	27	163	6.0	19t	3
2017	49ers	16	16	240	938	3.9	61	8	59	350	5.9	18	0
2018	Browns	6	5	114	382	3.4	22	5	6	29	4.8	9	0
Went from **Cleveland** to **Jacksonville**.													
2018	Jaguars	8	2	58	189	3.3	19	0	4	4	1.0	6	0
2018	TOTAL	14	7	172	571	3.3	22	5	10	33	3.3	9	0
2019	Texans	16	14	245	1,070	4.4	58	6	10	42	4.2	14	0
2020	Seahawks	10	1	81	356	4.4	50t	4	16	93	5.8	18	0
2021	Jaguars	6	0	33	140	4.2	18	0	8	54	6.8	9	0
NFL TOTALS		**96**	**58**	**1,186**	**4,866**	**4.1**	**61**	**36**	**153**	**856**	**5.6**	**19T**	**3**

CARLOS HYDE'S NFL POSTSEASON RUSHING/RECEIVING STATISTICS

				RUSHING					RECEIVING				
DATE	TEAM	GP	GS	NO.	YDS.	AVG.	LG	TD	NO.	YDS.	AVG.	LG	TD
2019	Texans	2	1	29	92	3.2	8	0	4	23	5.8	10	1
2020	Seahawks	1	0	4	5	1.3	3	0	0	0	0.0	0	0
NFL TOTALS		**3**	**1**	**33**	**97**	**2.9**	**8**	**0**	**4**	**23**	**5.8**	**10**	**1**

CARLOS HYDE'S NFL REGULAR SEASON RETURN STATISTICS

		KICKOFF RETURNS					PUNT RETURNS					
DATE	TEAM	RET.	YDS.	AVG.	LG	TD	NO.	FC	YDS.	AVG.	LG	TD
2014	49ers	11	268	24.4	30	0	0	0	0	0.0	0	0
2015	49ers	0	0	0.0	0	0	0	0	0	0.0	0	0
2016	49ers	0	0	0.0	0	0	0	0	0	0.0	0	0
2017	49ers	0	0	0.0	0	0	0	0	0	0.0	0	0
2018	Browns	0	0	0.0	0	0	0	0	0	0.0	0	0
Went from **Cleveland** to **Jacksonville**.												
2018	Jaguars	0	0	0.0	0	0	0	0	0	0.0	0	0
2018	TOTAL	0	0	0.0	0	0	0	0	0	0.0	0	0
2019	Texans	0	0	0.0	0	0	0	0	0	0.0	0	0
2020	Seahawks	0	0	0.0	0	0	0	0	0	0.0	0	0
2021	Jaguars	0	0	0.0	0	0	0	0	0	0.0	0	0
NFL TOTALS		**11**	**268**	**24.4**	**30**	**0**	**0**	**0**	**0**	**0.0**	**0**	**0**

CARLOS HYDE'S NFL POSTSEASON RETURN STATISTICS

		KICKOFF RETURNS					PUNT RETURNS					
DATE	TEAM	RET.	YDS.	AVG.	LG	TD	NO.	FC	YDS.	AVG.	LG	TD
2019	Texans	0	0	0.0	0	0	0	0	0	0.0	0	0
2020	Seahawks	0	0	0.0	0	0	0	0	0	0.0	0	0
NFL TOTALS		**0**	**0**	**0.0**	**0**	**0**	**0**	**0**	**0**	**0.0**	**0**	**0**

SINGLE-GAME HIGHS: RUSHING/RECEIVING

Rush Attempts 26 at Tennessee Titans, Dec 15, 2019
26 at Kansas City Chiefs, Oct 13, 2019
...1 more at 26.

Rushing Yards 193 vs. New York Jets, Dec 11, 2016
168 vs. Minnesota Vikings, Sep 14, 2015

Longest Runs 61 at Seattle Seahawks, Sep 17, 2017
58 at Jacksonville Jaguars, Nov 03, 2019

Rushing TDs 2 vs. New York Jets, Sep 20, 2018
2 at Los Angeles Rams, Dec 31, 2017
...5 more at 2.

Receptions 9 vs. Arizona Cardinals, Nov 05, 2017
7 vs. Seattle Seahawks, Nov 26, 2017

Receiving Yards 84 vs. Arizona Cardinals, Nov 05, 2017
47 at Washington Football Team, Oct 15, 2017

Longest Receptions 19t at Los Angeles Rams, Dec 24, 2016
18 vs. Los Angeles Rams, Dec 27, 2020
...1 more at 18.

Receiving TDs 1 at Los Angeles Rams, Dec 24, 2016
1 vs. New York Jets, Dec 11, 2016
...1 more at 1.

All-Purpose Yards 200 vs. New York Jets, Dec 11, 2016
182 vs. Minnesota Vikings, Sep 14, 2015

Kickoff Returns 4 vs. Washington, Nov 23, 2014
3 vs. Seattle Seahawks, Nov 27, 2014
...1 more at 3.

Kickoff Return Yards 98 vs. Washington, Nov 23, 2014
82 at New Orleans Saints, Nov 09, 2014

Longest Kickoff Return 30 at New Orleans Saints, Nov 09, 2014
29 vs. Washington, Nov 23, 2014
...1 more at 29.

Miscellaneous Tackles 1 vs. Indianapolis Colts, Nov 21, 2019
1 at Kansas City Chiefs, Oct 13, 2019
...5 more at 1.

Most TDs 2 vs. New York Jets, Sep 20, 2018
2 at Los Angeles Rams, Dec 31, 2017
...5 more at 2.

Rushing Average 11.4 vs. New York Jets, Dec 11, 2016
8.4 at Jacksonville Jaguars, Nov 03, 2019

Receiving Average 12.7 vs. Seattle Seahawks, Nov 27, 2014
9.4 at Washington Football Team, Oct 15, 2017

SINGLE-GAME HIGHS - POSTSEASON: RUSHING/RECEIVING

Rush Attempts 16 vs. Buffalo Bills, Jan 04, 2020
13 at Kansas City Chiefs, Jan 12, 2020

Rushing Yards 48 vs. Buffalo Bills, Jan 04, 2020
44 at Kansas City Chiefs, Jan 12, 2020

Longest Runs 8 vs. Buffalo Bills, Jan 04, 2020
7 at Kansas City Chiefs, Jan 12, 2020
...2 more at 7.

Receptions 3 at Kansas City Chiefs, Jan 12, 2020
1 vs. Buffalo Bills, Jan 04, 2020

Receiving Yards 18 at Kansas City Chiefs, Jan 12, 2020
5 vs. Buffalo Bills, Jan 04, 2020

Longest Receptions 10 at Kansas City Chiefs, Jan 12, 2020
6 at Kansas City Chiefs, Jan 12, 2020

Receiving TDs 1 vs. Buffalo Bills, Jan 04, 2020

All-Purpose Yards 62 at Kansas City Chiefs, Jan 12, 2020
53 vs. Buffalo Bills, Jan 04, 2020

Most TDs 1 vs. Buffalo Bills, Jan 04, 2020

100-YARD RUSHING GAMES (7): REGULAR SEASON

DATE	TEAM	ATT.	YDS.	AVG.	LG	TD
09/14/15	VIKINGS	26	168	6.5	18	2
09/25/16	at Seahawks	21	103	4.9	34	2
12/11/16	JETS	17	193	11.4	47	0
09/17/17	at Seahawks	15	124	8.3	61	0
10/13/19	at Chiefs	26	116	4.5	26	1
11/03/19	at Jaguars	19	160	8.4	58	0
12/15/19	at Titans	26	104	4.0	11	1

2021 GAME-BY-GAME REGULAR-SEASON STATISTICS (JAGUARS)

			RUSHING					RECEIVING						
DATE	OPPONENT	P/S	NO.	YDS.	AVG.	LG	TD	NO.	YDS.	AVG.	LG	TD	W/L	SCORE
09/12	at Texans	P	9	44	4.9	13	0	2	14	7.0	9	0	L	21-37
09/19	Broncos	P	2	7	3.5	6	0	0	0	0.0	0	0	L	13-23
09/26	Cardinals	P	8	44	5.5	18	0	0	0	0.0	0	0	L	19-31
09/30	at Bengals						INACTIVE						L	21-24
10/10	Titans	P	5	13	2.6	7	0	0	0	0.0	0	0	L	19-37
10/17	Dolphins	P	0	0	0.0	0	0	0	0	0.0	0	0	W	23-20
10/31	at Seahawks	P	9	32	3.6	7	0	6	40	6.7	9	0	L	7-31
2021 TOTALS		**6-0**	**33**	**140**	**4.2**	**18**	**0**	**8**	**54**	**6.8**	**9**	**0**	**1-6**	

2020 GAME-BY-GAME REGULAR-SEASON STATISTICS (SEAHAWKS)

			RUSHING					RECEIVING						
DATE	OPPONENT	P/S	NO.	YDS.	AVG.	LG	TD	NO.	YDS.	AVG.	LG	TD	W/L	SCORE
09/13	at Falcons	P	7	23	3.3	9	1	0	0	0.0	0	0	W	38-25
09/20	Patriots	P	5	22	4.4	9	0	2	15	7.5	9	0	W	35-30
09/27	Cowboys	P	4	12	3.0	4	0	1	11	11.0	11	0	W	38-31
10/04	at Dolphins						ON INACTIVE LIST						W	31-23
10/11	Vikings						INACTIVE						W	27-26
10/25	at Cardinals	P	15	68	4.5	24t	1	3	8	2.7	8	0	L	34-37+
11/01	49ers						ON INACTIVE LIST						W	37-27
11/08	at Bills						ON INACTIVE LIST						L	34-44
11/15	at Rams						ON INACTIVE LIST						L	16-23
11/19	Cardinals	S	14	79	5.6	17	1	2	16	8.0	9	0	W	28-21
11/30	at Eagles	P	15	22	1.5	8	0	2	7	3.5	7	0	W	23-17
12/06	Giants	P	2	1	0.5	1	0	3	10	3.3	11	0	L	12-17
12/13	Jets	P	15	66	4.4	18	0	0	0	0.0	0	0	W	40-3
12/20	at Washington	P	2	55	27.5	50t	1	2	8	4.0	5	0	W	20-15
12/27	Rams	P	2	8	4.0	6	0	1	18	18.0	18	0	W	20-9
01/03	at 49ers						ON INACTIVE LIST						W	26-23
2020 TOTALS		**10-1**	**81**	**356**	**4.4**	**50T**	**4**	**16**	**93**	**5.8**	**18**	**0**	**12-4**	

+ - Overtime

2020 GAME-BY-GAME POSTSEASON STATISTICS (SEAHAWKS)

			RUSHING					RECEIVING						
DATE	OPPONENT	P/S	NO.	YDS.	AVG.	LG	TD	NO.	YDS.	AVG.	LG	TD	W/L	SCORE
01/09	Rams	P	4	5	1.3	3	0	0	0	0.0	0	0	L	20-30
2020 TOTALS		**1-0**	**4**	**5**	**1.3**	**3**	**0**	**0**	**0**	**0.0**	**0**	**0**	**0-1**	



MYLES JACK | 44

POSITION: LINEBACKER
HT: 6-1 | **WT:** 255 | **DOB:** 9-3-1995
COLLEGE: UCLA
HOMETOWN: SCOTTSDALE, ARIZ.
ACQ: D2-'16
EXP: 6th YEAR

@MylesJack

KEY TRANSACTIONS

- Originally drafted by Jacksonville in the second round (36th overall) of the 2016 draft utilizing a pick obtained from Baltimore for Jaguars' second (38th overall)- and fifth (146th overall)-round choices

PRO

2021 (Jaguars)

- Voted a team captain for the 2021 season
- **10/31 at SEA:** Returned to the starting lineup at linebacker after missing one game with a back injury... Led the team in tackles with nine (four solo), including one tackle for loss
- **10/17 vs. MIA:** Inactive (back)
- **10/10 vs. TEN:** Started at linebacker and recorded four total tackles (two solo)... Exited the game in the third quarter with a back injury
- **9/30 at CIN:** Started at linebacker and tied a team-high with eight total tackles (two solo)
- **9/26 vs. ARI:** Started at linebacker and recorded a team-high 10 total tackles (six solo)... It was the 14th time in his career that Jack recorded double-digit tackles
- **9/19 vs. DEN:** Started at linebacker and finished the game tied for second on the team with six total tackles (three solo)... It was his 11th consecutive game with at least five total tackles
- **9/12 at HOU:** Started at linebacker and led the team with nine total tackles (six solo) and one tackle for loss

2020 (Jaguars)

- Started in all 14 games in which he appeared... Posted a career-best 118 tackles (72 solo), six tackles for loss, five passes defensed, 1.0 sack and one INT... Was one of five linebackers in the NFL with at least 115 tackles, two fumble recoveries and one INT on the season... Named team captain as voted on by his teammates
- **9/13 vs. IND:** Started at linebacker and finished second on the team with 11 tackles... Tallied a second-quarter sack on QB Jacoby Brissett that stalled an Indianapolis drive at the Jacksonville 2-yard line
- **10/4 at CIN:** Started at linebacker and tallied four tackles and an INT in which he wrestled the ball from TE Drew Sample in the end zone
- **11/8 vs. HOU:** Started at linebacker and led the team with 11 tackles, including one tackle for loss and also added one forced fumble and one pass defensed

2019 (Jaguars)

- Started in 11 games before being placed on the reserve/injured list on Dec. 5 with a knee injury... Finished the season with 66 tackles (42 solo), four passes defensed, three tackles for loss, one INT and a 0.5 sack
- **10/6 at CAR:** Started and tallied a team-leading nine tackles (three solo), two passes defensed and one tackle for loss
- **10/20 at CIN**: Started at middle linebacker, amassing five tackles, two passes defensed and his second career INT

2018 (Jaguars)

- Started all 16 games for the second consecutive season and recorded his first career 100-plus tackle season... Played every snap on defense in 2018 (1,020 snaps) and was one of three players in the NFL to play 100 percent of his team's defensive snaps (DEN S Justin Simmons & PHI S Malcolm Jenkins)
- **9/9 at NYG:** Led the team with 10 tackles (seven solo) and added an INT, which he returned 32 yards for a TD
- **12/6 at TEN:** Started at middle linebacker and led the team with a season-high 13 tackles (eight solo), including 1.0 sack

2017 (Jaguars)

- Reguarly started at strongside linebacker and played all three linebacker positions throughout the course of the year
- **9/10 at HOU:** Started at strongside linebacker and led the team with 14 tackles (eight solo), including one tackle for loss
- **1/21 at N.E.:** Started in the AFC Championship game and recorded seven tackles (six solo) and one forced fumble, which he also recovered

2016 (Jaguars)

- Played in all 16 games making 10 starts during his rookie year... Totaled 22 tackles (16 solo)
- **9/11 vs. G.B.:** Played in 12 snaps on special teams in NFL and team debut
- **10/2 vs. IND:** Earned his first career start and made four tackles (three solo) and one pass defensed

COLLEGE

- Saw action on both sides of the ball in 29 career games and totaled 178 tackles (116 solo), 23 passes defensed, 15 tackles for a loss and two fumble recoveries defensively, while rushing 68 times for 387 yards and 11 TDs
- Started all 13 games at linebacker in 2014 and was second on the team with 88 tackles, eight for loss and seven passes defended, while rushing 28 times for 113 yards and three TDs
- Named Second-Team All-Pac 12 in 2014
- Named both Offensive and Defensive Freshman of the Year in the Pac-12 by the coaches after posting 75 tackles, 11 passes defensed and two INTs, while rushing for 267 yards and seven TDs on 38 attempts
- Finalist for the Paul Hornung Award as the nation's most versatile player in 2013

PERSONAL

- A four-star recruit from Bellevue (Wash.) High School, according to both Scout.com and Rivals.com
- Ranked as the nation's No. 4 outside linebacker and No. 1 in the west

- Also played running back in high school for an offense that averaged more than 46 points per game his senior season
- Selected to play in the U.S. Army All-American game, where he posted five tackles
- Earned letters in track (three) and basketball (one)
- In 2019, paid the electric bills for elderly residents in 31 homes around the Jacksonville community through a one-time donation to the Jacksonville Electric Authority

MYLES JACK'S NFL REGULAR SEASON DEFENSIVE STATISTICS

				TACKLES								INTERCEPTIONS					O. FUMB				ST					MISC	
DATE	TEAM	GP	GS	TK	S	A	TFL	YDS	SK	YDS	QBH	NO	YDS	LG	TD	PD	FF	FR	TD	YDS	TK	S	A	FF	FR	S	A
2016	Jaguars	16	10	22	16	6	1	1	0.5	0.0	2	0	0	0	0	2	0	0	0	0	2	2	0	0	0	0	0
2017	Jaguars	16	16	90	66	24	5	11	2.0	11.5	5	0	0	0	0	3	0	1	1	81	0	0	0	0	0	0	0
2018	Jaguars	16	16	107	75	32	1	11	2.5	15.0	4	1	32	32t	1	1	1	1	0	0	0	0	0	0	0	0	0
2019	Jaguars	11	11	66	42	24	3	13	0.5	4.0	2	1	14	14	0	4	0	0	0	0	0	0	0	0	0	0	0
2020	Jaguars	14	14	118	72	46	6	11	1.0	6.0	2	1	0	0	0	5	1	2	0	16	0	0	0	0	0	0	0
2021	Jaguars	7	7	45	23	22	2	4	0.0	0.0	0	0	0	0	0	0	0	0	0	0	0	0	0	0	0	0	0
NFL TOTALS		**80**	**74**	**448**	**294**	**154**	**18**	**51**	**6.5**	**36.5**	**15**	**3**	**46**	**32T**	**1**	**15**	**2**	**4**	**1**	**97**	**2**	**2**	**0**	**0**	**0**	**0**	**0**

MYLES JACK'S NFL POSTSEASON DEFENSIVE STATISTICS

				TACKLES								INTERCEPTIONS					O. FUMB				ST					MISC	
DATE	TEAM	GP	GS	TK	S	A	TFL	YDS	SK	YDS	QBH	NO	YDS	LG	TD	PD	FF	FR	TD	YDS	TK	S	A	FF	FR	S	A
2017	Jaguars	3	3	19	16	3	2	8	1.0	7.0	2	1	0	0	0	3	1	1	0	0	0	0	0	0	0	0	0
NFL TOTALS		**3**	**3**	**19**	**16**	**3**	**2**	**8**	**1.0**	**7.0**	**2**	**1**	**0**	**0**	**0**	**3**	**1**	**1**	**0**	**0**	**0**	**0**	**0**	**0**	**0**	**0**	**0**

SINGLE-GAME HIGHS: DEFENSIVE

Total Tackles 14 at Houston Texans, Sep 10, 2017
13 at Tennessee Titans, Dec 06, 2018

Sacks 1.0 vs. Indianapolis Colts, Sep 13, 2020
1.0 at Tennessee Titans, Dec 06, 2018
...3 more at 1.0.

Passes Defensed 2 at Cincinnati Bengals, Oct 20, 2019
2 at Carolina Panthers, Oct 06, 2019

Forced Fumbles 1 vs. Houston Texans, Nov 08, 2020
1 at Buffalo Bills, Nov 25, 2018

Fumble Recoveries 1 at Minnesota Vikings, Dec 06, 2020
1 at Green Bay Packers, Nov 15, 2020
...2 more at 1.

Tackles For Loss 1 at Seattle Seahawks, Oct 31, 2021
1 at Houston Texans, Sep 12, 2021
...16 more at 1.

Interceptions 1 at Cincinnati Bengals, Oct 04, 2020
1 at Cincinnati Bengals, Oct 20, 2019
...1 more at 1.

Interception Return Yards 32 at New York Giants, Sep 09, 2018
14 at Cincinnati Bengals, Oct 20, 2019

Special Teams Tackles 1 vs. Houston Texans, Nov 13, 2016
1 at Chicago Bears, Oct 16, 2016

SINGLE-GAME HIGHS - POSTSEASON: DEFENSIVE

Total Tackles 7 at New England Patriots, Jan 21, 2018
6 at Pittsburgh Steelers, Jan 14, 2018
...1 more at 6.

Sacks 1.0 vs. Buffalo Bills, Jan 07, 2018

Passes Defensed 2 vs. Buffalo Bills, Jan 07, 2018
1 at Pittsburgh Steelers, Jan 14, 2018

Forced Fumbles 1 at New England Patriots, Jan 21, 2018

Fumble Recoveries 1 at New England Patriots, Jan 21, 2018

Tackles For Loss 1 at Pittsburgh Steelers, Jan 14, 2018
1 vs. Buffalo Bills, Jan 07, 2018

Interceptions 1 at Pittsburgh Steelers, Jan 14, 2018

2021 GAME-BY-GAME REGULAR-SEASON STATISTICS (JAGUARS)

			TACKLES								INTERCEPTIONS					O. FUMB				ST					MISC			
DATE	OPPONENT	P/S	TK	S	A	SK	YDS	TFL	YDS	QBH	NO	YDS	LG	TD	PD	FF	FR	TD	YDS	TK	S	A	FF	FR	S	A	W/L	SCORE
09/12	at Texans	S	9	6	3	0.0	0.0	1	4	0	0	0	0	0	0	0	0	0	0	0	0	0	0	0	0	0	L	21-37
09/19	Broncos	S	6	3	3	0.0	0.0	0	0	0	0	0	0	0	0	0	0	0	0	0	0	0	0	0	0	0	L	13-23
09/26	Cardinals	S	10	6	4	0.0	0.0	0	0	0	0	0	0	0	0	0	0	0	0	0	0	0	0	0	0	0	L	19-31
09/30	at Bengals	S	7	2	5	0.0	0.0	0	0	0	0	0	0	0	0	0	0	0	0	0	0	0	0	0	0	0	L	21-24
10/10	Titans	S	4	2	2	0.0	0.0	0	0	0	0	0	0	0	0	0	0	0	0	0	0	0	0	0	0	0	L	19-37
10/17	Dolphins											INACTIVE															W	23-20
10/31	at Seahawks	S	9	4	5	0.0	0.0	1	0	0	0	0	0	0	0	0	0	0	0	0	0	0	0	0	0	0	L	7-31
2021 TOTALS		**6-6**	**45**	**23**	**22**	**0.0**	**0.0**	**2**	**4**	**0**	**0**	**0**	**0**	**0**	**0**	**0**	**0**	**0**	**0**	**0**	**0**	**0**	**0**	**0**	**0**	**0**	**1-6**	

2020 GAME-BY-GAME REGULAR-SEASON STATISTICS (JAGUARS)

			TACKLES								INTERCEPTIONS					O. FUMB				ST					MISC			
DATE	OPPONENT	P/S	TK	S	A	SK	YDS	TFL	YDS	QBH	NO	YDS	LG	TD	PD	FF	FR	TD	YDS	TK	S	A	FF	FR	S	A	W/L	SCORE
09/13	Colts	S	11	8	3	1.0	6.0	1	6	2	0	0	0	0	0	0	0	0	0	0	0	0	0	0	0	0	W	27-20
09/20	at Titans	S	11	5	6	0.0	0.0	0	0	0	0	0	0	0	1	0	0	0	0	0	0	0	0	0	0	0	L	30-33
09/24	Dolphins	S	11	7	4	0.0	0.0	0	0	0	0	0	0	0	0	0	0	0	0	0	0	0	0	0	0	0	L	13-31
10/04	at Bengals	S	4	3	1	0.0	0.0	0	0	0	1	0	0	0	1	0	0	0	0	0	0	0	0	0	0	0	L	25-33
10/11	at Texans											INACTIVE															L	14-30
10/18	Lions	S	4	3	1	0.0	0.0	1	1	0	0	0	0	0	0	0	0	0	0	0	0	0	0	0	0	0	L	16-34
10/25	at Chargers											INACTIVE															L	29-39
11/08	Texans	S	11	6	5	0.0	0.0	1	2	0	0	0	0	0	1	1	0	0	0	0	0	0	0	0	0	0	L	25-27
11/15	at Packers	S	8	3	5	0.0	0.0	0	0	0	0	0	0	0	0	0	1	0	16	0	0	0	0	0	0	0	L	20-24
11/22	Steelers	S	5	3	2	0.0	0.0	1	0	0	0	0	0	0	0	0	0	0	0	0	0	0	0	0	0	0	L	3-27
11/29	Browns	S	9	3	6	0.0	0.0	1	1	0	0	0	0	0	0	0	0	0	0	0	0	0	0	0	0	0	L	25-27
12/06	at Vikings	S	11	6	5	0.0	0.0	0	0	0	0	0	0	0	0	0	1	0	0	0	0	0	0	0	0	0	L	24-27+
12/13	Titans	S	10	7	3	0.0	0.0	1	1	0	0	0	0	0	0	0	0	0	0	0	0	0	0	0	0	0	L	10-31
12/20	at Ravens	S	10	7	3	0.0	0.0	0	0	0	0	0	0	0	1	0	0	0	0	0	0	0	0	0	0	0	L	14-40
12/27	Bears	S	8	6	2	0.0	0.0	0	0	0	0	0	0	0	0	0	0	0	0	0	0	0	0	0	0	0	L	17-41
01/03	at Colts	S	5	5	0	0.0	0.0	0	0	0	0	0	0	0	1	0	0	0	0	0	0	0	0	0	0	0	L	14-28
2020 TOTALS		**14-14**	**118**	**72**	**46**	**1.0**	**6.0**	**6**	**11**	**2**	**1**	**0**	**0**	**0**	**5**	**1**	**2**	**0**	**16**	**0**	**0**	**0**	**0**	**0**	**0**	**0**	**1-15**	

+ - Overtime

2019 GAME-BY-GAME REGULAR-SEASON STATISTICS (JAGUARS)

			TACKLES								INTERCEPTIONS					O. FUMB				ST					MISC			
DATE	OPPONENT	P/S	TK	S	A	SK	YDS	TFL	YDS	QBH	NO	YDS	LG	TD	PD	FF	FR	TD	YDS	TK	S	A	FF	FR	S	A	W/L	SCORE
09/08	Chiefs	S	2	2	0	0.0	0.0	0	0	0	0	0	0	0	0	0	0	0	0	0	0	0	0	0	0	0	L	26-40
09/15	at Texans	S	7	4	3	0.5	4.0	0	0	1	0	0	0	0	0	0	0	0	0	0	0	0	0	0	0	0	L	12-13
09/19	Titans	S	2	2	0	0.0	0.0	1	1	0	0	0	0	0	0	0	0	0	0	0	0	0	0	0	0	0	W	20-7
09/29	at Broncos	S	6	3	3	0.0	0.0	0	0	0	0	0	0	0	0	0	0	0	0	0	0	0	0	0	0	0	W	26-24
10/06	at Panthers	S	9	3	6	0.0	0.0	1	12	0	0	0	0	0	2	0	0	0	0	0	0	0	0	0	0	0	L	27-34
10/13	Saints	S	8	3	5	0.0	0.0	0	0	0	0	0	0	0	0	0	0	0	0	0	0	0	0	0	0	0	L	6-13
10/20	at Bengals	S	5	3	2	0.0	0.0	0	0	0	1	14	14	0	2	0	0	0	0	0	0	0	0	0	0	0	W	27-17
10/27	Jets	S	4	3	1	0.0	0.0	0	0	0	0	0	0	0	0	0	0	0	0	0	0	0	0	0	0	0	W	29-15
11/03	Texans	S	7	6	1	0.0	0.0	0	0	0	0	0	0	0	0	0	0	0	0	0	0	0	0	0	0	0	L	3-26
11/17	at Colts	S	9	7	2	0.0	0.0	0	0	1	0	0	0	0	0	0	0	0	0	0	0	0	0	0	0	0	L	13-33
11/24	at Titans	S	7	6	1	0.0	0.0	1	0	0	0	0	0	0	0	0	0	0	0	0	0	0	0	0	0	0	L	20-42
12/01	Buccaneers											INACTIVE															L	11-28
12/08	Chargers											DID NOT PLAY															L	10-45
12/15	at Raiders											DID NOT PLAY															W	20-16
12/22	at Falcons											INJURED RESERVE															L	12-24
12/29	Colts											INJURED RESERVE															W	38-20
2019 TOTALS		**11-11**	**66**	**42**	**24**	**0.5**	**4.0**	**3**	**13**	**2**	**1**	**14**	**14**	**0**	**4**	**0**	**0**	**0**	**0**	**0**	**0**	**0**	**0**	**0**	**0**	**0**	**6-10**	

2018 GAME-BY-GAME REGULAR-SEASON STATISTICS (JAGUARS)

			TACKLES								INTERCEPTIONS					O. FUMB				ST					MISC			
DATE	OPPONENT	P/S	TK	S	A	SK	YDS	TFL	YDS	QBH	NO	YDS	LG	TD	PD	FF	FR	TD	YDS	TK	S	A	FF	FR	S	A	W/L	SCORE
09/09	at Giants	S	10	7	3	0.0	0.0	0	0	0	1	32	32	1	1	0	0	0	0	0	0	0	0	0	0	0	W	20-15
09/16	Patriots	S	8	7	1	0.0	0.0	0	0	0	0	0	0	0	0	0	0	0	0	0	0	0	0	0	0	0	W	31-20
09/23	Titans	S	3	2	1	0.0	0.0	0	0	0	0	0	0	0	0	0	0	0	0	0	0	0	0	0	0	0	L	6-9
09/30	Jets	S	5	4	1	0.0	0.0	0	0	0	0	0	0	0	0	0	0	0	0	0	0	0	0	0	0	0	W	31-12
10/07	at Chiefs	S	10	5	5	0.0	0.0	0	0	0	0	0	0	0	0	0	0	0	0	0	0	0	0	0	0	0	L	14-30
10/14	at Cowboys	S	5	3	2	0.0	0.0	0	0	0	0	0	0	0	0	0	0	0	0	0	0	0	0	0	0	0	L	7-40
10/21	Texans	S	6	5	1	0.0	0.0	0	0	0	0	0	0	0	0	0	0	0	0	0	0	0	0	0	0	0	L	7-20
10/28	Eagles	S	5	2	3	1.0	11.0	1	11	1	0	0	0	0	0	0	0	0	0	0	0	0	0	0	0	0	L	18-24
11/11	at Colts	S	3	3	0	0.0	0.0	0	0	0	0	0	0	0	0	0	0	0	0	0	0	0	0	0	0	0	L	26-29
11/18	Steelers	S	1	1	0	0.0	0.0	0	0	0	0	0	0	0	0	0	0	0	0	0	0	0	0	0	0	0	L	16-20
11/25	at Bills	S	4	3	1	0.0	0.0	0	0	1	0	0	0	0	0	1	0	0	0	0	0	0	0	0	0	0	L	21-24
12/02	Colts	S	10	7	3	0.0	0.0	0	0	0	0	0	0	0	0	0	1	0	0	0	0	0	0	0	0	0	W	6-0
12/06	at Titans	S	13	8	5	1.0	0.0	0	0	1	0	0	0	0	0	0	0	0	0	0	0	0	0	0	0	0	L	9-30
12/16	Washington	S	6	5	1	0.0	0.0	0	0	0	0	0	0	0	0	0	0	0	0	0	0	0	0	0	0	0	L	13-16
12/23	at Dolphins	S	8	7	1	0.0	0.0	0	0	0	0	0	0	0	0	0	0	0	0	0	0	0	0	0	0	0	W	17-7
12/30	at Texans	S	10	6	4	0.5	4.0	0	0	1	0	0	0	0	0	0	0	0	0	0	0	0	0	0	0	0	L	3-20
2018 TOTALS		**16-16**	**107**	**75**	**32**	**2.5**	**15.0**	**1**	**11**	**4**	**1**	**32**	**32T**	**1**	**1**	**1**	**1**	**0**	**0**	**0**	**0**	**0**	**0**	**0**	**0**	**0**	**5-11**	

2017 GAME-BY-GAME REGULAR-SEASON STATISTICS (JAGUARS)

			TACKLES								INTERCEPTIONS					O. FUMB				ST					MISC			
DATE	OPPONENT	P/S	TK	S	A	SK	YDS	TFL	YDS	QBH	NO	YDS	LG	TD	PD	FF	FR	TD	YDS	TK	S	A	FF	FR	S	A	W/L	SCORE
09/10	at Texans	S	14	8	6	0.0	0.0	1	1	0	0	0	0	0	0	0	0	0	0	0	0	0	0	0	0	0	W	29-7
09/17	Titans	S	6	5	1	1.0	4.0	1	4	1	0	0	0	0	0	0	0	0	0	0	0	0	0	0	0	0	L	16-37
09/24	Ravens	S	4	4	0	0.0	0.0	0	0	0	0	0	0	0	0	0	0	0	0	0	0	0	0	0	0	0	W	44-7
10/01	at Jets	S	9	8	1	0.0	0.0	1	4	1	0	0	0	0	0	0	1	1	81	0	0	0	0	0	0	0	L	20-23+
10/08	at Steelers	S	9	5	4	0.0	0.0	0	0	0	0	0	0	0	0	0	0	0	0	0	0	0	0	0	0	0	W	30-9
10/15	Rams	S	6	5	1	0.0	0.0	1	1	0	0	0	0	0	0	0	0	0	0	0	0	0	0	0	0	0	L	17-27
10/22	at Colts	S	8	4	4	1.0	7.5	0	0	2	0	0	0	0	1	0	0	0	0	0	0	0	0	0	0	0	W	27-0
11/05	Bengals	S	1	1	0	0.0	0.0	0	0	0	0	0	0	0	0	0	0	0	0	0	0	0	0	0	0	0	W	23-7
11/12	Chargers	S	9	8	1	0.0	0.0	1	1	0	0	0	0	0	0	0	0	0	0	0	0	0	0	0	0	0	W	20-17+
11/19	at Browns	S	2	1	1	0.0	0.0	0	0	0	0	0	0	0	1	0	0	0	0	0	0	0	0	0	0	0	W	19-7
11/26	at Cardinals	S	3	3	0	0.0	0.0	0	0	0	0	0	0	0	0	0	0	0	0	0	0	0	0	0	0	0	L	24-27
12/03	Colts	S	5	3	2	0.0	0.0	0	0	0	0	0	0	0	0	0	0	0	0	0	0	0	0	0	0	0	W	30-10
12/10	Seahawks	S	6	5	1	0.0	0.0	0	0	0	0	0	0	0	0	0	0	0	0	0	0	0	0	0	0	0	W	30-24
12/17	Texans	S	2	1	1	0.0	0.0	0	0	0	0	0	0	0	1	0	0	0	0	0	0	0	0	0	0	0	W	45-7
12/24	at 49ers	S	3	3	0	0.0	0.0	0	0	0	0	0	0	0	0	0	0	0	0	0	0	0	0	0	0	0	L	33-44
12/31	at Titans	S	3	2	1	0.0	0.0	0	0	1	0	0	0	0	0	0	0	0	0	0	0	0	0	0	0	0	L	10-15
2017 TOTALS		**16-16**	**90**	**66**	**24**	**2.0**	**11.5**	**5**	**11**	**5**	**0**	**0**	**0**	**0**	**3**	**0**	**1**	**1**	**81**	**0**	**0**	**0**	**0**	**0**	**0**	**0**	**10-6**	

+ - Overtime

2016 GAME-BY-GAME REGULAR-SEASON STATISTICS (JAGUARS)

			TACKLES								INTERCEPTIONS					O. FUMB				ST					MISC			
DATE	OPPONENT	P/S	TK	S	A	SK	YDS	TFL	YDS	QBH	NO	YDS	LG	TD	PD	FF	FR	TD	YDS	TK	S	A	FF	FR	S	A	W/L	SCORE
09/11	Packers	P	0	0	0	0.0	0.0	0	0	0	0	0	0	0	0	0	0	0	0	0	0	0	0	0	0	0	L	23-27
09/18	at Chargers	P	2	2	0	0.0	0.0	0	0	0	0	0	0	0	0	0	0	0	0	0	0	0	0	0	0	0	L	14-38
09/25	Ravens	P	0	0	0	0.0	0.0	0	0	0	0	0	0	0	0	0	0	0	0	0	0	0	0	0	0	0	L	17-19
10/02	Colts	S	4	3	1	0.0	0.0	0	0	0	0	0	0	0	1	0	0	0	0	0	0	0	0	0	0	0	W	30-27
10/16	at Bears	S	1	1	0	0.0	0.0	0	0	0	0	0	0	0	0	0	0	0	0	1	1	0	0	0	0	0	W	17-16
10/23	Raiders	S	1	1	0	0.0	0.0	0	0	0	0	0	0	0	0	0	0	0	0	0	0	0	0	0	0	0	L	16-33
10/27	at Titans	S	0	0	0	0.0	0.0	0	0	0	0	0	0	0	0	0	0	0	0	0	0	0	0	0	0	0	L	22-36
11/06	at Chiefs	S	1	1	0	0.0	0.0	0	0	0	0	0	0	0	0	0	0	0	0	0	0	0	0	0	0	0	L	14-19
11/13	Texans	S	2	2	0	0.0	0.0	0	0	1	0	0	0	0	0	0	0	0	0	1	1	0	0	0	0	0	L	21-24
11/20	at Lions	P	3	2	1	0.0	0.0	1	1	0	0	0	0	0	0	0	0	0	0	0	0	0	0	0	0	0	L	19-26
11/27	at Bills	S	5	2	3	0.5	0.0	0	0	1	0	0	0	0	0	0	0	0	0	0	0	0	0	0	0	0	L	21-28
12/04	Broncos	S	1	1	0	0.0	0.0	0	0	0	0	0	0	0	0	0	0	0	0	0	0	0	0	0	0	0	L	10-20
12/11	Vikings	P	1	0	1	0.0	0.0	0	0	0	0	0	0	0	0	0	0	0	0	0	0	0	0	0	0	0	L	16-25
12/18	at Texans	P	1	1	0	0.0	0.0	0	0	0	0	0	0	0	0	0	0	0	0	0	0	0	0	0	0	0	L	20-21
12/24	Titans	S	0	0	0	0.0	0.0	0	0	0	0	0	0	0	0	0	0	0	0	0	0	0	0	0	0	0	W	38-17
01/01	at Colts	S	0	0	0	0.0	0.0	0	0	0	0	0	0	0	1	0	0	0	0	0	0	0	0	0	0	0	L	20-24
2016 TOTALS		**16-10**	**22**	**16**	**6**	**0.5**	**0.0**	**1**	**1**	**2**	**0**	**0**	**0**	**0**	**2**	**0**	**0**	**0**	**0**	**2**	**2**	**0**	**0**	**0**	**0**	**0**	**3-13**	

RAYSHAWN JENKINS | 2

POSITION: SAFETY
HT: 6-1 | **WT:** 200 | **DOB:** 1-25-1994
COLLEGE: MIAMI
HOMETOWN: ST. PETERSBURG, FLA.
ACQ: UFA (LAC)-'21
EXP: 5th YEAR

@jenkz_26

KEY TRANSACTIONS

- Originally drafted by the Los Angeles Chargers in the fourth round (117th overall) of the 2017 draft
- Signed by Jacksonville as an unrestricted free agent on 3/15/21

PRO

2021 (Jaguars)

- Voted a team captain for the 2021 season
- **10/31 at SEA:** Started at safety and recorded six total tackles (four solo)
- **10/17 vs. MIA:** Started at safety and finished the game with nine total tackles (six solo) and one pass defensed... Added one special teams tackle
- **10/10 vs. TEN:** Started at safety and recorded five total tackles (four solo)
- **9/30 at CIN:** Started at safety and had seven total tackles (three solo)... Also had one special teams tackle
- **9/26 vs. ARI:** Started at safety and recorded two total tackles
- **9/19 vs. DEN:** Started at safety and recorded six solo tackles and one pass defensed in home debut
- **9/12 at HOU:** Started at safety and had six solo tackles, one tackle for loss, one pass defensed and one QB hit in his Jaguars debut

2020 (Chargers)

- Played and started in 15 games... Had a career-high 84 tackles (58 solo), four tackles for loss and two interceptions... Also had 1.0 sack and tied a career high with four passes defensed

2019 (Chargers)

- Started all 16 games at safety, registering 52 tackles (34 solo) and two tackles for loss
- Recorded three INTs and four passes defensed on the year... Had three tackles on special teams

2018 (Chargers)

- Appeared in 15 contests with one start at safety
- Posted 13 tackles (eight solo)... Recorded a half-sack, the first of his career, and 1.5 tackles for loss... Registered 10 tackles on special teams
- Started both postseason games at safety, recording 12 tackles (eight solo)... Added a special teams tackle

2017 (Chargers)

- Played in 15 games, missing one with a concussion
- Totaled five tackles (four solo), a pass defensed and 11 tackles on special teams, pinning the opponent inside their own 20 four times

COLLEGE

- Played four seasons (2012-13, '15-16) at Miami with a medical redshirt in 2014, appearing in 49 career games with 33 starts
- Finished with 201 tackles, including eight tackles for loss and 1.5 sacks
- Posted nine INTs, 28 passes defensed and a fumble recovery
- Earned honorable mention All-Atlantic Coast Conference as a senior when he ranked third on the team with 76 tackles (56 solo) while leading the team with two INTs.

PERSONAL

- Has 17 siblings
- Played youth football with teammate Shaquill Griffin
- Earned a degree in criminology with a minor in sports administration from Miami
- Played quarterback, wide receiver, running back and defensive back at Admiral Farragut Academy in St. Petersburg, Fla.
- Also ran track as was named the school's Athlete of the Year after winning the 1A state title in the 110-meter hurdles and finishing second in the 300-meter hurdles
- Lettered four years in football and three in track & field

RAYSHAWN JENKINS' NFL REGULAR SEASON DEFENSIVE STATISTICS

				TACKLES								INTERCEPTIONS					O. FUMB				ST					MISC	
DATE	TEAM	GP	GS	TK	S	A	TFL	YDS	SK	YDS	QBH	NO	YDS	LG	TD	PD	FF	FR	TD	YDS	TK	S	A	FF	FR	S	A
2017	Chargers	15	0	5	4	1	0	0	0.0	0.0	1	0	0	0	0	1	0	0	0	0	8	6	2	0	0	0	0
2018	Chargers	15	1	13	8	5	1	1	0.5	3.5	2	0	0	0	0	0	0	0	0	0	10	5	5	0	0	0	0
2019	Chargers	16	16	53	34	19	2	9	0.0	0.0	0	3	10	8	0	4	0	0	0	0	1	0	1	0	0	0	0
2020	Chargers	15	15	81	56	25	4	9	1.0	6.0	1	2	23	23	0	4	0	0	0	0	3	2	1	0	0	0	0
2021	Jaguars	7	7	41	31	10	1	0	0.0	0.0	1	0	0	0	0	3	0	0	0	0	2	2	0	0	0	0	0
NFL TOTALS		**68**	**39**	**193**	**133**	**60**	**8**	**19**	**1.5**	**9.5**	**5**	**5**	**33**	**23**	**0**	**12**	**0**	**0**	**0**	**0**	**24**	**15**	**9**	**0**	**0**	**0**	**0**

RAYSHAWN JENKINS' NFL POSTSEASON DEFENSIVE STATISTICS

				TACKLES								INTERCEPTIONS					O. FUMB				ST					MISC	
DATE	TEAM	GP	GS	TK	S	A	TFL	YDS	SK	YDS	QBH	NO	YDS	LG	TD	PD	FF	FR	TD	YDS	TK	S	A	FF	FR	S	A
2018	Chargers	2	2	12	8	4	0	0	0.0	0.0	0	0	0	0	0	0	0	0	0	0	1	0	1	0	0	0	0
NFL TOTALS		**2**	**2**	**12**	**8**	**4**	**0**	**0**	**0.0**	**0.0**	**0**	**0**	**0**	**0**	**0**	**0**	**0**	**0**	**0**	**0**	**1**	**0**	**1**	**0**	**0**	**0**	**0**

SINGLE-GAME HIGHS: DEFENSIVE

Total Tackles 10 at Buffalo Bills, Nov 29, 2020
9 vs. Miami Dolphins, Oct 17, 2021
...2 more at 9.

Sacks 1.0 vs. Carolina Panthers, Sep 27, 2020
0.5 at Cleveland Browns, Oct 14, 2018

Passes Defensed 2 at Denver Broncos, Nov 01, 2020
1 vs. Miami Dolphins, Oct 17, 2021
...9 more at 1.

Tackles For Loss 2 vs. Carolina Panthers, Sep 27, 2020
2 at Miami Dolphins, Sep 29, 2019

Interceptions 1 vs. Atlanta Falcons, Dec 13, 2020
1 at Denver Broncos, Nov 01, 2020
...3 more at 1.

Interception Return Yards 23 at Denver Broncos, Nov 01, 2020
8 vs. Pittsburgh Steelers, Oct 13, 2019

Special Teams Tackles 3 vs. Denver Broncos, Nov 18, 2018
3 at Cleveland Browns, Oct 14, 2018

SINGLE-GAME HIGHS - POSTSEASON: DEFENSIVE

Total Tackles 9 at New England Patriots, Jan 13, 2019
3 at Baltimore Ravens, Jan 06, 2019

Special Teams Tackles 1 at Baltimore Ravens, Jan 06, 2019

2021 GAME-BY-GAME REGULAR-SEASON STATISTICS (JAGUARS)

				TACKLES						INTERCEPTIONS					O. FUMB				ST				MISC			
DATE	OPPONENT	P/S	TK	S	A	SK	YDS	TFL	YDS	QBH	NO	YDS	LG	TD	PD	FF	FR	TD	YDS	TK	S	A	FF	FR	S	A	W/L	SCORE
09/12	at Texans	S	6	6	0	0.0	0.0	1	0	1	0	0	0	0	1	0	0	0	0	0	0	0	0	0	0	0	L	21-37
09/19	Broncos	S	6	6	0	0.0	0.0	0	0	0	0	0	0	0	1	0	0	0	0	0	0	0	0	0	0	0	L	13-23
09/26	Cardinals	S	2	2	0	0.0	0.0	0	0	0	0	0	0	0	0	0	0	0	0	0	0	0	0	0	0	0	L	19-31
09/30	at Bengals	S	7	3	4	0.0	0.0	0	0	0	0	0	0	0	0	0	0	0	0	1	1	0	0	0	0	0	L	21-24
10/10	Titans	S	5	4	1	0.0	0.0	0	0	0	0	0	0	0	0	0	0	0	0	0	0	0	0	0	0	0	L	19-37
10/17	Dolphins	S	9	6	3	0.0	0.0	0	0	0	0	0	0	0	1	0	0	0	0	1	1	0	0	0	0	0	W	23-20
10/31	at Seahawks	S	6	4	2	0.0	0.0	0	0	0	0	0	0	0	0	0	0	0	0	0	0	0	0	0	0	0	L	7-31
2021 TOTALS		**7-7**	**41**	**31**	**10**	**0.0**	**0.0**	**1**	**0**	**1**	**0**	**0**	**0**	**0**	**3**	**0**	**0**	**0**	**0**	**2**	**2**	**0**	**0**	**0**	**0**	**0**	**1-6**	

2020 GAME-BY-GAME REGULAR-SEASON STATISTICS (CHARGERS)

				TACKLES						INTERCEPTIONS					O. FUMB				ST				MISC			
DATE	OPPONENT	P/S	TK	S	A	SK	YDS	TFL	YDS	QBH	NO	YDS	LG	TD	PD	FF	FR	TD	YDS	TK	S	A	FF	FR	S	A	W/L	SCORE
09/13	at Bengals	S	1	1	0	0.0	0.0	0	0	0	0	0	0	0	0	0	0	0	0	1	1	0	0	0	0	0	W	16-13
09/20	Chiefs	S	3	1	2	0.0	0.0	0	0	0	0	0	0	0	0	0	0	0	0	0	0	0	0	0	0	0	L	20-23+
09/27	Panthers	S	9	3	6	1.0	6.0	2	7	1	0	0	0	0	0	0	0	0	0	0	0	0	0	0	0	0	L	16-21
10/04	at Buccaneers	S	3	1	2	0.0	0.0	1	1	0	0	0	0	0	0	0	0	0	0	0	0	0	0	0	0	0	L	31-38
10/12	at Saints	S	9	7	2	0.0	0.0	0	0	0	0	0	0	0	0	0	0	0	0	0	0	0	0	0	0	0	L	27-30+
10/25	Jaguars	S	8	7	1	0.0	0.0	0	0	0	0	0	0	0	0	0	0	0	0	0	0	0	0	0	0	0	W	39-29
11/01	at Broncos	S	7	6	1	0.0	0.0	0	0	0	1	23	23	0	2	0	0	0	0	0	0	0	0	0	0	0	L	30-31
11/08	Raiders	S	6	4	2	0.0	0.0	0	0	0	0	0	0	0	0	0	0	0	0	0	0	0	0	0	0	0	L	26-31
11/15	at Dolphins	S	5	4	1	0.0	0.0	0	0	0	0	0	0	0	0	0	0	0	0	0	0	0	0	0	0	0	L	21-29
11/22	Jets	S	7	4	3	0.0	0.0	0	0	0	0	0	0	0	1	0	0	0	0	0	0	0	0	0	0	0	W	34-28
11/29	at Bills	S	10	7	3	0.0	0.0	1	1	0	0	0	0	0	0	0	0	0	0	0	0	0	0	0	0	0	L	17-27
12/06	Patriots	S	5	5	0	0.0	0.0	0	0	0	0	0	0	0	0	0	0	0	0	0	0	0	0	0	0	0	L	0-45
12/13	Falcons	S	4	4	0	0.0	0.0	0	0	0	1	0	0	0	1	0	0	0	0	2	1	1	0	0	0	0	W	20-17
12/17	at Raiders	S	4	2	2	0.0	0.0	0	0	0	0	0	0	0	0	0	0	0	0	0	0	0	0	0	0	0	W	30-27+
12/27	Broncos	S	0	0	0	0.0	0.0	0	0	0	0	0	0	0	0	0	0	0	0	0	0	0	0	0	0	0	W	19-16
01/03	at Chiefs											ON INACTIVE LIST															W	38-21
2020 TOTALS		**15-15**	**81**	**56**	**25**	**1.0**	**6.0**	**4**	**9**	**1**	**2**	**23**	**23**	**0**	**4**	**0**	**0**	**0**	**0**	**3**	**2**	**1**	**0**	**0**	**0**	**0**	**7-9**	

+ - Overtime



TYRON JOHNSON | 12

POSITION: WIDE RECEIVER
HT: 6-1 | **WT:** 193 | **DOB:** 1-8-1996
COLLEGE: OKLAHOMA STATE
HOMETOWN: NEW ORLEANS, LA.
ACQ: W (LAC)-'21
EXP: 2nd YEAR

KEY TRANSACTIONS

- Originally signed by Houston as an undrafted free agent on 5/10/19
- Signed by Buffalo to the practice squad on 9/2/19
- Signed by Houston from the Buffalo's practice squad on 9/24/19
- Signed by Carolina from the Houston's practice squad on 10/2/19
- Signed by L.A. Chargers on 12/30/19... Waived on 8/30/21
- Claimed off waivers by Jacksonville on 9/1/21

PRO

2021 (Jaguars)

- **10/31 at SEA:** Saw action on offense and recorded one reception for 10 yards
- **10/17 vs. MIA:** Inactive
- **10/10 vs. TEN:** Did not play
- **9/30 at CIN:** Saw action on offense
- **9/26 vs. ARI:** Saw action on offense
- **9/19 vs. DEN:** Saw action on offense
- **9/12 at HOU:** Saw action on offense and recorded one reception for 6 yards

2020 (Chargers)

- Appeared in 12 games... Recorded 20 receptions for 298 yards and three touchdowns
- Led the NFL with four receptions of 50-plus yards
- Of players with at least 20 catches in 2020, Johnson's 19.9 yards per reception was the NFL's second-highest mark
- **12/13 vs. ATL:** Hauled in a career-best six catches for 55 yards, including a 25-yard pass to set up the game-winning field goal

COLLEGE

- An Academic All-Big 12 honoree for the second straight year... Enjoyed the best season of his career in 2018 with 53 receptions for 845 yards and seven touchdowns... Started every game
- In 2017, earned first-team Academic All-Big 12

PERSONAL

- Has one son named Elias
- Parents are Carlene Billy and Tyrone Johnson
- Class 4A All-State selection as a senior at Warren Easton High in New Orleans

REGULAR SEASON COMPARISON: RECEIVING - BUFFALO BILLS

DATE	OPP	W/L	GP/GS	REC	YDS.	AVG.	TD	LG	TGTS	YAC
11/29/20	LAC @ BUF	L	P	2	63	31.5	0	55	4	11
TOTALS		**0/1**	**1/0**	**2**	**63**	**31.5**	**0**	**55**	**4**	**11**

TYRON JOHNSON'S NFL REGULAR SEASON RUSHING/RECEIVING STATISTICS

				RECEIVING					RUSHING				
DATE	TEAM	GP	GS	NO.	YDS.	AVG.	LG	TD	NO.	YDS.	AVG.	LG	TD
2019	Bills	0	0	0	0	0.0	0	0	0	0	0.0	0	0
2020	Chargers	12	0	20	398	19.9	55	3	3	17	5.7	7	0
2021	Jaguars	5	0	2	16	8.0	10	0	0	0	0.0	0	0
NFL TOTALS		**17**	**0**	**22**	**414**	**18.8**	**55**	**3**	**3**	**17**	**5.7**	**7**	**0**

TYRON JOHNSON'S NFL REGULAR SEASON RETURN STATISTICS

		KICKOFF RETURNS					PUNT RETURNS					
DATE	TEAM	RET.	YDS.	AVG.	LG	TD	NO.	FC	YDS.	AVG.	LG	TD
2019	Bills	0	0	0.0	0	0	0	0	0	0.0	0	0
2020	Chargers	6	111	18.5	26	0	0	0	0	0.0	0	0
2021	Jaguars	0	0	0.0	0	0	0	0	0	0.0	0	0
NFL TOTALS		**6**	**111**	**18.5**	**26**	**0**	**0**	**0**	**0**	**0.0**	**0**	**0**

SINGLE-GAME HIGHS: RUSHING/RECEIVING

Rush Attempts 2 vs. Jacksonville Jaguars, Oct 25, 2020
1 at New Orleans Saints, Oct 12, 2020

Rushing Yards 10 vs. Jacksonville Jaguars, Oct 25, 2020
7 at New Orleans Saints, Oct 12, 2020

Longest Runs 7 at New Orleans Saints, Oct 12, 2020
6 vs. Jacksonville Jaguars, Oct 25, 2020

Receptions 6 vs. Atlanta Falcons, Dec 13, 2020
3 vs. Denver Broncos, Dec 27, 2020
...1 more at 3.

Receiving Yards 63 at Buffalo Bills, Nov 29, 2020
61 at Las Vegas Raiders, Dec 17, 2020

Longest Receptions 55 at Buffalo Bills, Nov 29, 2020
54 vs. New York Jets, Nov 22, 2020

Receiving TDs 1 at Las Vegas Raiders, Dec 17, 2020
1 vs. Atlanta Falcons, Dec 13, 2020
...1 more at 1.

All-Purpose Yards 77 at New Orleans Saints, Oct 12, 2020
63 at Buffalo Bills, Nov 29, 2020

Kickoff Returns 4 at New Orleans Saints, Oct 12, 2020
2 vs. New England Patriots, Dec 06, 2020

Kickoff Return Yards 70 at New Orleans Saints, Oct 12, 2020
41 vs. New England Patriots, Dec 06, 2020

Longest Kickoff Return 26 vs. New England Patriots, Dec 06, 2020
23 at New Orleans Saints, Oct 12, 2020

Miscellaneous Tackles 1 vs. Denver Broncos, Sep 19, 2021
1 vs. New York Jets, Nov 22, 2020

Most TDs 1 at Las Vegas Raiders, Dec 17, 2020
1 vs. Atlanta Falcons, Dec 13, 2020
...1 more at 1.

Receiving Average 20.3 at Las Vegas Raiders, Dec 17, 2020
9.2 vs. Atlanta Falcons, Dec 13, 2020

SINGLE-GAME HIGHS: PUNTER

Rush Attempts 2 vs. Jacksonville Jaguars, Oct 25, 2020
1 at New Orleans Saints, Oct 12, 2020

Rushing Yards 10 vs. Jacksonville Jaguars, Oct 25, 2020
7 at New Orleans Saints, Oct 12, 2020

Longest Runs 7 at New Orleans Saints, Oct 12, 2020
6 vs. Jacksonville Jaguars, Oct 25, 2020

SINGLE-GAME HIGHS: QUARTERBACK

Rush Attempts 2 vs. Jacksonville Jaguars, Oct 25, 2020
1 at New Orleans Saints, Oct 12, 2020

Rushing Yards 10 vs. Jacksonville Jaguars, Oct 25, 2020
7 at New Orleans Saints, Oct 12, 2020

Longest Runs 7 at New Orleans Saints, Oct 12, 2020
6 vs. Jacksonville Jaguars, Oct 25, 2020

2021 GAME-BY-GAME REGULAR-SEASON STATISTICS (JAGUARS)

			RECEIVING					RUSHING						
DATE	OPPONENT	P/S	NO.	YDS.	AVG.	LG	TD	NO.	YDS.	AVG.	LG	TD	W/L	SCORE
09/12	at Texans	P	1	6	6.0	6	0	0	0	0.0	0	0	L	21-37
09/19	Broncos	P	0	0	0.0	0	0	0	0	0.0	0	0	L	13-23
09/26	Cardinals	P	0	0	0.0	0	0	0	0	0.0	0	0	L	19-31
09/30	at Bengals	P	0	0	0.0	0	0	0	0	0.0	0	0	L	21-24
10/10	Titans		DID NOT PLAY (NON-INJURY)										L	19-37
10/17	Dolphins		INACTIVE										W	23-20
10/31	at Seahawks	P	1	10	10.0	10	0	0	0	0.0	0	0	L	7-31
2021 TOTALS		**5-0**	**2**	**16**	**8.0**	**10**	**0**	**0**	**0**	**0.0**	**0**	**0**	**1-6**	

2020 GAME-BY-GAME REGULAR-SEASON STATISTICS (CHARGERS)

			RECEIVING					RUSHING						
DATE	OPPONENT	P/S	NO.	YDS.	AVG.	LG	TD	NO.	YDS.	AVG.	LG	TD	W/L	SCORE
09/13	at Bengals		DID NOT PLAY										W	16-13
09/27	Panthers		PRACTICE SQUAD										L	16-21
10/04	at Buccaneers		PRACTICE SQUAD										L	31-38
10/12	at Saints		PRACTICE SQUAD										L	27-30+
10/25	Jaguars		PRACTICE SQUAD										W	39-29
11/01	at Broncos		PRACTICE SQUAD										L	30-31
11/08	Raiders		PRACTICE SQUAD										L	26-31
11/15	at Dolphins		PRACTICE SQUAD										L	21-29
11/22	Jets		PRACTICE SQUAD										W	34-28
11/29	at Bills	P	2	63	31.5	55	0	0	0	0.0	0	0	L	17-27
12/06	Patriots	P	1	1	1.0	1	0	0	0	0.0	0	0	L	0-45
12/13	Falcons		PRACTICE SQUAD										W	20-17
12/17	at Raiders	P	3	61	20.3	26t	1	0	0	0.0	0	0	W	30-27+
12/27	Broncos	P	3	26	8.7	14	0	0	0	0.0	0	0	W	19-16
01/03	at Chiefs	P	2	35	17.5	27	0	0	0	0.0	0	0	W	38-21
2020 TOTALS		**5-0**	**11**	**186**	**16.9**	**55**	**1**	**0**	**0**	**0.0**	**0**	**0**	**7-8**	

+ - Overtime

MARVIN JONES JR. | 11

POSITION: WIDE RECEIVER
HT: 6-2 | **WT:** 199 | **DOB:** 3-12-1990
COLLEGE: CALIFORNIA
HOMETOWN: LONG BEACH, CALIF.
ACQ: UFA (DET)-'21
EXP: 10th YEAR

@MarvinJonesJr
@marvinjonesjr

KEY TRANSACTIONS

- Originally drafted by Cincinnati in the fifth round (166th overall) of the 2012 draft
- Signed by Detroit as an unrestricted free agent on 3/16/16
- Signed with Jacksonville as an unrestricted free agent on 3/17/21

PRO

2021 (Jaguars)

- Voted a team captain for the 2021 season
- Has 21 touchdown receptions since the start of the 2019 season... The only players with more receiving TDs over that span are Mike Evans (29), Tyreek Hill (27), Davante Adams (26), Adam Thielen (26), DK Metcalf (25) Cooper Kupp (23), and A.J. Brown (22)
- Jones has had a reception in 104 straight games, the sixth-longest active streak in the NFL
- **10/31 at SEA:** Started at wide recevier and hauled in five receptions for 35 yards
- **10/17 vs. MIA:** Hauled in seven receptions for a team-high 100 yards and one touchdown, marking the 13th 100-yard receiving game of his career
- **10/10 vs. TEN:** Started at wide receiver and recorded one reception for 25 yards
- **9/30 at CIN:** Saw action on offense and recorded three receptions for 24 yards
- **9/26 vs. ARI:** Started at wide receiver and caught six passes for 62 yards... Jones joined Travis Kelce, Antonio Brown, Julio Jones, Jarvis Landry and DeAndre Hopkins as the only players in the NFL with an active streak of 100-or-more consecutive games with a reception
- **9/19 vs. DEN:** Caught six passes for 55 yards, including a 25-yard TD on the team's opening drive
- **9/12 at HOU:** Started at wide receiver and had five receptions for 77 yards and one TD in his Jaguars debut

2020 (Lions)

- Recorded three 100-yard performances, tying his single-season career high... Appeared in 16 games (all starts) and finished with 76 receptions for 978 yards (12.9 avg.) and nine touchdowns
- **11/15 at WAS:** Recorded eight receptions for 96 yards (12.0 avg.) and one touchdown
- **12/6 at CHI:** Produced the 10th 100-yard game of his carer with eight receptions for 116 yards (14.5 avg.) and a touchdown
- **1/3/21 vs. MIN:** Registered eight receptions for 180 yards (22.5 avg.) and two touchdowns

2019 (Lions)

- Finished the season with 62 receptions for 779 yards and nine touchdowns, tying for fourth in the NFL for receiving touchdowns, despite being placed on IR in Week 15
- **9/22 at PHI:** Totaled six receptions for 101 yards (16.8 avg.), including the game-winning receiving touchdown
- **10/20 vs. MIN:** Set a career-high with 10 receptions for 93 yards (9.3 avg.) and tied a career high and franchise high with four receiving touchdowns, including three in the first half... It marked his second career game with four receiving touchdowns, joining Jerry Rice and Sterling Sharpe as the only players in NFL history with multiple four receiving touchdown games since 1950

2018 (Lions)

- Totaled 62 catches, 779 yards and nine touchdowns
- **10/28 vs. SEA:** Recorded seven receptions for 117 yards (16.7 avg.) and two touchdowns

2017 (Lions)

- Finished the year with 61 receptions, a career-high 1,101 yards and nine touchdowns
- **10/15 at NO:** Hauled in six receptions for 96 yards and one touchdown
- **10/ 29 vs. PIT:** Recorded 128 yards on six receptions and surpassed 3,000 career yards

2016 (Lions)

- In his first season with Detroit, totaled 930 receiving yards on 55 receptions
- **9/18 vs. TEN:** Recorded his second-career 100-yard receiving game by catching eight balls for 118 yards
- **9/ 25 GB:** His 205 receiving yards set a new career single-game high, including a career long 73-yard TD reception

2015 (Bengals)

- Rebounded from his season-ending injury in 2014 to start 13 of 16 games in his final season in Cincinnati
- Finished the season with career highs in receptions (65) and receiving yards (816) and also tallied four touchdowns

2014 (Bengals)

- Missed the first three games of the regular season with a foot injury
- Injured his ankle upon returning to practice in late September and was placed on Reserve/Injured for the remainder of the season

2013 (Bengals)

- Played in all 16 games (three starts) for the first time in his career, hauling in 51 receptions for 712 yards and a career-high 10 touchdowns
- **10/27 vs. NYJ:** Set a franchise record by racking up four touchdowns to go along with eight receptions for 122 yards

2012 (Bengals)

- As a rookie, appeared in 11 games with five starts and totaled 18 receptions for 201 yards and one touchdown
- Moved into a starting role during the season's final stretch, catching 10 passes for 110 yards over the final two games
- **12/30 vs. BAL:** Scored his first-career touchdown on an 11-yard pass from QB Andy Dalton

COLLEGE

- Played four seasons (2008-11) at California, seeing action in 43 games and had all 38 of his starts in his last three seasons
- His 156 career receptions tied for seventh in school history, his 2,270 yards ranked sixth and his 13 receiving touchdowns tied for eighth

PERSONAL

- This offseason, commemorated Juneteenth by performing Lift Ev'ry Voice and Sing at the historic Ritz Theatre in Jacksonville
- He began singing in his church choir at the age of three, and as he grew older, he was offered an opportunity to receive his own music deal
- Auditioned on American Idol in 2017
- He and his wife, Jasymn, have five children together Marvin III, Mareon, Murrell, Mya and Marlo
- Majored in African American Studies at California

MARVIN JONES JR.'S NFL REGULAR SEASON RUSHING/RECEIVING STATISTICS

				RECEIVING					RUSHING				
DATE	TEAM	GP	GS	NO.	YDS.	AVG.	LG	TD	NO.	YDS.	AVG.	LG	TD
2012	Bengals	11	5	18	201	11.2	23	1	3	47	15.7	37	0
2013	Bengals	16	3	51	712	14.0	45	10	8	65	8.1	34	0
2014	Bengals	0	0	0	0	0.0	0	0	0	0	0.0	0	0
2015	Bengals	16	13	65	816	12.6	47	4	5	33	6.6	30	0
2016	Lions	15	15	55	930	16.9	73t	4	1	3	3.0	3	0
2017	Lions	16	16	61	1,101	18.0	58	9	0	0	0.0	0	0
2018	Lions	9	9	35	508	14.5	39t	5	0	0	0.0	0	0
2019	Lions	13	11	62	779	12.6	47	9	2	0	0.0	4	0
2020	Lions	16	16	76	978	12.9	43t	9	0	0	0.0	0	0
2021	Jaguars	7	6	33	378	11.5	33	3	0	0	0.0	0	0
NFL TOTALS		**119**	**94**	**456**	**6,403**	**14.0**	**73T**	**54**	**19**	**148**	**7.8**	**37**	**0**

MARVIN JONES JR.'S NFL POSTSEASON RUSHING/RECEIVING STATISTICS

				RECEIVING					RUSHING				
DATE	TEAM	GP	GS	NO.	YDS.	AVG.	LG	TD	NO.	YDS.	AVG.	LG	TD
2012	Bengals	1	1	3	34	11.3	15	0	0	0	0.0	0	0
2013	Bengals	1	0	8	130	16.3	49	0	0	0	0.0	0	0
2015	Bengals	1	1	4	32	8.0	13	0	0	0	0.0	0	0
2016	Lions	1	1	4	81	20.3	30	0	0	0	0.0	0	0
NFL TOTALS		**4**	**3**	**19**	**277**	**14.6**	**49**	**0**	**0**	**0**	**0.0**	**0**	**0**

MARVIN JONES JR.'S NFL REGULAR SEASON RETURN STATISTICS

		KICKOFF RETURNS					PUNT RETURNS					
DATE	TEAM	RET.	YDS.	AVG.	LG	TD	NO.	FC	YDS.	AVG.	LG	TD
2012	Bengals	0	0	0.0	0	0	0	0	0	0.0	0	0
2013	Bengals	0	0	0.0	0	0	0	0	0	0.0	0	0
2014	Bengals	0	0	0.0	0	0	0	0	0	0.0	0	0
2015	Bengals	0	0	0.0	0	0	0	0	0	0.0	0	0
2016	Lions	0	0	0.0	0	0	0	0	0	0.0	0	0
2017	Lions	0	0	0.0	0	0	0	0	0	0.0	0	0
2018	Lions	0	0	0.0	0	0	0	0	0	0.0	0	0
2019	Lions	0	0	0.0	0	0	0	0	0	0.0	0	0
2020	Lions	0	0	0.0	0	0	0	0	0	0.0	0	0
2021	Jaguars	0	0	0.0	0	0	0	0	0	0.0	0	0
NFL TOTALS		**0**	**0**	**0.0**	**0**	**0**	**0**	**0**	**0**	**0.0**	**0**	**0**

MARVIN JONES JR.'S NFL POSTSEASON RETURN STATISTICS

		KICKOFF RETURNS					PUNT RETURNS					
DATE	TEAM	RET.	YDS.	AVG.	LG	TD	NO.	FC	YDS.	AVG.	LG	TD
2012	Bengals	0	0	0.0	0	0	0	0	0	0.0	0	0
2013	Bengals	0	0	0.0	0	0	0	0	0	0.0	0	0
2015	Bengals	0	0	0.0	0	0	0	0	0	0.0	0	0
2016	Lions	0	0	0.0	0	0	0	0	0	0.0	0	0
NFL TOTALS		**0**	**0**	**0.0**	**0**	**0**	**0**	**0**	**0**	**0.0**	**0**	**0**

SINGLE-GAME HIGHS: RUSHING/RECEIVING

Rush Attempts	2 vs. Minnesota Vikings, Dec 22, 2013 1 vs. Dallas Cowboys, Nov 17, 2019 ...16 more at 1.
Rushing Yards	37 vs. Dallas Cowboys, Dec 09, 2012 34 at Buffalo Bills, Oct 13, 2013
Longest Runs	37 vs. Dallas Cowboys, Dec 09, 2012 34 at Buffalo Bills, Oct 13, 2013
Receptions	10 at Tennessee Titans, Dec 20, 2020 10 vs. Minnesota Vikings, Oct 20, 2019
Receiving Yards	205 at Green Bay Packers, Sep 25, 2016 180 vs. Minnesota Vikings, Jan 03, 2021
Longest Receptions	73t at Green Bay Packers, Sep 25, 2016 58 vs. Chicago Bears, Dec 16, 2017
Receiving TDs	4 vs. Minnesota Vikings, Oct 20, 2019 4 vs. New York Jets, Oct 27, 2013
All-Purpose Yards	205 at Green Bay Packers, Sep 25, 2016 180 vs. Minnesota Vikings, Jan 03, 2021
Special Teams Tackles	2 vs. New England Patriots, Oct 06, 2013 1 at Buffalo Bills, Oct 13, 2013 ...1 more at 1.
Miscellaneous Tackles	1 vs. Minnesota Vikings, Jan 03, 2021 1 at Washington, Nov 24, 2019 ...9 more at 1.
Most TDs	4 vs. Minnesota Vikings, Oct 20, 2019 4 vs. New York Jets, Oct 27, 2013
Receiving Average	34.2 at Green Bay Packers, Sep 25, 2016 28.3 vs. Chicago Bears, Dec 16, 2017

SINGLE-GAME HIGHS - POSTSEASON: RECEIVING

Receptions	8 vs. Los Angeles Chargers, Jan 05, 2014 4 at Seattle Seahawks, Jan 07, 2017 ...1 more at 4.
Receiving Yards	130 vs. Los Angeles Chargers, Jan 05, 2014 81 at Seattle Seahawks, Jan 07, 2017
Longest Receptions	49 vs. Los Angeles Chargers, Jan 05, 2014 30 at Seattle Seahawks, Jan 07, 2017
All-Purpose Yards	130 vs. Los Angeles Chargers, Jan 05, 2014 81 at Seattle Seahawks, Jan 07, 2017
Miscellaneous Tackles	1 vs. Los Angeles Chargers, Jan 05, 2014

100-YARD RECEIVING GAMES (13): REGULAR SEASON

DATE	TEAM	NO.	YDS.	AVG.	LG	TD
10/27/13	JETS	8	122	15.3	45	4
09/18/16	TITANS	8	118	14.8	47	0
09/25/16	at Packers	6	205	34.2	73t	2
10/29/17	STEELERS	6	128	21.3	43	0
11/06/17	at Packers	7	107	15.3	25t	2
11/23/17	VIKINGS	6	109	18.2	43t	2
10/28/18	SEAHAWKS	7	117	16.7	39t	2
09/22/19	at Eagles	6	101	16.8	27	1
11/03/19	at Raiders	8	126	15.8	47	1
12/06/20	at Bears	8	116	14.5	25t	1
12/20/20	at Titans	10	112	11.2	39	1
01/03/21	VIKINGS	8	180	22.5	43t	2
10/17/21	DOLPHINS	7	100	14.3	28t	1

100-YARD RECEIVING GAMES (1): POSTSEASON

DATE	TEAM	NO.	YDS.	AVG.	LG	TD
01/05/14	CHARGERS	8	130	16.3	49	0

2021 GAME-BY-GAME REGULAR-SEASON STATISTICS (JAGUARS)

			RECEIVING					RUSHING						
DATE	OPPONENT	P/S	NO.	YDS.	AVG.	LG	TD	NO.	YDS.	AVG.	LG	TD	W/L	SCORE
09/12	at Texans	S	5	77	15.4	33	1	0	0	0.0	0	0	L	21-37
09/19	Broncos	S	6	55	9.2	25t	1	0	0	0.0	0	0	L	13-23
09/26	Cardinals	S	6	62	10.3	14	0	0	0	0.0	0	0	L	19-31
09/30	at Bengals	P	3	24	8.0	10	0	0	0	0.0	0	0	L	21-24
10/10	Titans	S	1	25	25.0	25	0	0	0	0.0	0	0	L	19-37
10/17	Dolphins	S	7	100	14.3	28t	1	0	0	0.0	0	0	W	23-20
10/31	at Seahawks	S	5	35	7.0	13	0	0	0	0.0	0	0	L	7-31
2021 TOTALS		**7-6**	**33**	**378**	**11.5**	**33**	**3**	**0**	**0**	**0.0**	**0**	**0**	**1-6**	

2020 GAME-BY-GAME REGULAR-SEASON STATISTICS (LIONS)

			RECEIVING					RUSHING						
DATE	OPPONENT	P/S	NO.	YDS.	AVG.	LG	TD	NO.	YDS.	AVG.	LG	TD	W/L	SCORE
09/13	Bears	S	4	55	13.8	21	0	0	0	0.0	0	0	L	23-27
09/20	at Packers	S	4	23	5.8	8	1	0	0	0.0	0	0	L	21-42
09/27	at Cardinals	S	3	51	17.0	20	0	0	0	0.0	0	0	W	26-23
10/04	Saints	S	1	9	9.0	9	0	0	0	0.0	0	0	L	29-35
10/18	at Jaguars	S	2	8	4.0	6	0	0	0	0.0	0	0	W	34-16
10/25	at Falcons	S	5	80	16.0	23	0	0	0	0.0	0	0	W	23-22
11/01	Colts	S	3	39	13.0	25t	2	0	0	0.0	0	0	L	21-41
11/08	at Vikings	S	3	43	14.3	16	1	0	0	0.0	0	0	L	20-34
11/15	Washington	S	8	96	12.0	27t	1	0	0	0.0	0	0	W	30-27
11/22	at Panthers	S	4	51	12.8	21	0	0	0	0.0	0	0	L	0-20
11/26	Texans	S	6	48	8.0	16	0	0	0	0.0	0	0	L	25-41
12/06	at Bears	S	8	116	14.5	25t	1	0	0	0.0	0	0	W	34-30
12/13	Packers	S	4	48	12.0	23	0	0	0	0.0	0	0	L	24-31
12/20	at Titans	S	10	112	11.2	39	1	0	0	0.0	0	0	L	25-46
12/26	Buccaneers	S	3	19	6.3	11	0	0	0	0.0	0	0	L	7-47
01/03	Vikings	S	8	180	22.5	43t	2	0	0	0.0	0	0	L	35-37
2020 TOTALS		**16-16**	**76**	**978**	**12.9**	**43T**	**9**	**0**	**0**	**0.0**	**0**	**0**	**5-11**	

TREVOR LAWRENCE | 16

POSITION: QUARTERBACK
HT: 6-6 | **WT:** 220 | **DOB:** 10-6-1999
COLLEGE: CLEMSON
HOMETOWN: CARTERSVILLE, GA.
ACQ: D1-'21
EXP: R

@Trevorlawrencee
@tlawrence16

KEY TRANSACTIONS

- Originally drafted by Jacksonville in the first round (1st overall) in the 2021 draft

PRO

2021(Jaguars)

- Voted a team captain for the 2021 season
- **10/31 at SEA:** Started at quarterback and completed 32 passes on 54 attempts and one touchdown... His 32 completions set a new career-high and marked the first time Lawrence completed at least 30 passes in one game
- **10/17 vs. MIA:** Became the first rookie quarterback in NFL history to win a game in London... Completed 25-of-41 passes for 319 yards and one touchdown, marking the most passing yards by a Jaguars quarterback in their eight international games... With less than 2 minutes remaining in the fourth quarter, Lawrence completed all three of his passing attempts for 20 yards to set up the game-winning field goal attempt
- **10/10 vs. TEN:** Completed 23-of-33 passes for 273 yards and one TD for a 92.1 passer rating and a 69.7 completion percentage... Also rushed for a 4-yard TD, which was his second consecutive week with a rushing TD... Joined Byron Leftwitch (2006) as the only quarterbacks in franchise history to rush for at least two TDs in the first five weeks of a season... With 12 minutes remaining in the fourth quarter, Lawrence connected on a career-long 58 yard pass to WR Laviska Shenault Jr.
- **9/30 at CIN:** Started at quarterback and completed 17 passes on 24 attempts for 204 yards and a 96.5 rating... Lawrence finished the night with eight carries for 36 yards and one touchdown... His 96.5 passer rating was the highest of his career and the fourth-highest passer rating on Thursday Night Football in franchise history
- **9/ 26 vs. ARI:** Started at quarterback and completed 22 passes on 34 attempts... Went 6-of-6 for 57 yards on a drive at the end of the first half that culminated in a 12-yard TD throw to WR DJ Chark Jr... One of two rookie quarterbacks in franchise history to throw for at least five TDs through the first three weeks of a season
- **9/19 vs. DEN:** Completed 14 passes on 33 attempts for 118 yards, 1 TD and 2 INTs... Lawrence became the first player in franchise history to throw at least four TDs in their first two career starts
- **9/12 at HOU:** Finished his Jaguars and NFL debut 28-of-51 for 332 yards, 3 TDs and 3 INTs... Lawrence's 332 yards passing was the fourth-most by a rookie quarterback in their first start in NFL history... Lawrence is the only rookie in franchise history to throw for 300-plus yards and at least three TDs in a single game and is one of nine players in NFL history to throw for 300-plus yards and three TDs in their first career start

COLLEGE

- Started 36 of 40 games in 3 years at Clemson (2018-20)
- His career 34-2 record as a starter is the third-best winning percentage by a starting quarterback with at least 30 career starts since Division I split in 1978
- Completed 758-of-1138 career passes (66.6 percent) for 10,098 yards with 90 touchdowns
- Became the first quarterback in Atlantic Coast Conference history to win three ACC Championship games and was only the sixth quarterback in ACC history to record at least 10,000 career passing yards
- One of only 19 players in Clemson history to be a three-time All-ACC Academic Team honoree
- Holds Clemson career records in career winning percentage (.944), pass efficiency rating (164.3), yards per passing attempt (8.87) and tied for the most wins against Top 25 opponents (nine)

2020

- Voted ACC Player of the Year, ACC Offensive Player of the Year and First-Team All-ACC honoree
- Became second Heisman award finalist in Clemson history
- Completed 231-of-334 passes with 24 touchdowns and five interceptions for a pass efficiency rating of 169.2... Also rushed 68 times for 203 yards with eight rushing touchdowns
- **9/12 at Wake Forest:** Completed 22-of-28 passes for 351 yards and a touchdown and also added two rushing touchdowns at Wake Forest, the first game of 350-plus passing yards and multiple rushing touchdowns by a Clemson player since Tajh Boyd against NC State in 2012
- **12/5 at Virginia Tech:** On a 17-yard touchdown run in the first quarter, Lawrence joined Tajh Boyd (133), Lamar Jackson (119), Deshaun Watson (116) and Philip Rivers (112) as the only players in ACC history to be responsible for 100 career touchdowns (scored and/or thrown)
- **12/19 vs Notre Dame:** Completed 22-of-36 passes for 322 yards and two touchdowns to help defeat the Fighting Irish, 34-10, en route to his third consectuive ACC Championship

2019

- First-team All-ACC selection and second straight All-ACC Academic selection
- Completed 268-of-407 passes for 3,665 yards with a career-high 36 touchdowns and eight interceptions in 842 snaps over 15 games (all starts)... Also posted 103 carries for 563 yards and a career-high nine rushing touchdowns
- His 45 combined rushing and passing touchdowns tied Lamar Jackson for fifth-most in a season in ACC history
- **9/14 at Syracuse:** Completed 22-of-39 passes for a career-high 395 yards with three passing touchdowns and a rushing touchdown to earn ACC Co-Quarterback of the Week
- **11/30 at South Carolina:** Completed 26-of-36 passes for 295 yards with three touchdowns and no interceptions while also rushing eight times for 66 yards to share team offensive player of the game honors ...Set a single-game school record with 18 consecutive completions
- **12/28 vs Ohio State:** Earned Fiesta Bowl Offensive MVP honors after completing 18-of-33 passes for 259 yards and two touchdowns and leading Clemson with 16 carries for a career-high 107 yards and a touchdown

2018

- ACC Rookie of the Year, ACC Offensive Rookie of the Year, Second-Team All-ACC, AP ACC Newcomer of the Year and All-ACC Academic selection
- Completed 259-of-397 passes for 3,280 yards with 30 touchdowns and four interceptions, while also contributing 60 carries for 177 yards and a touchdown on the ground
- Set school freshman records in passing yards, passing touchdowns and wins as a starting quarterback, finished the season having thrown

169 consecutive pass attempts without an interception, breaking Cullen Harper's single-season school record of 143 in 2007
- **9/1 vs. Furman:** Made his collegiate debut and completed 9-of-14 passes for 137 yards and three touchdowns
- **11/24 vs South Carolina:** Earned school-record fifth ACC Rookie of the Week honor, completing 27-of-36 passes for a then-career-high 393 yards with one touchdown
- **1/7 vs. Alabama:** Earned Offensive MVP honors in the National Championship Game after completing 20-of-32 passes for 347 yards, three touchdowns and no interceptions, becoming the first freshman starting quarterback to lead his team to a national title since Oklahoma's Jamelle Holieway in 1985

PERSONAL

- Lawrence is the first No. 1 overall selection in Jaguars history
- Married his longtime girlfriend, Marissa, on April 10, 2021 shortly before the 2021 NFL Draft
- One of 19 players in Clemson history to be a three-time All-ACC Academic Team honoree
- Brother Chase, 26, is an award-winning painter
- Started growing out his hair on a dare with three teammates during his freshman year of high school

TREVOR LAWRENCE'S NFL REGULAR SEASON PASSING STATISTICS

DATE	TEAM	GP	GS	ATT.	CMP.	PCT.	YDS	AVG.	TD	INT.	LG	SK	LST	RATE
2021	Jaguars	7	7	270	161	59.6	1,703	6.3	8	9	58	11	71	74.0
TOTALS		**7**	**7**	**270**	**161**	**59.6**	**1,703**	**6.3**	**8**	**9**	**58**	**11**	**71**	**74.0**

TREVOR LAWRENCE'S NFL REGULAR SEASON RUSHING STATISTICS

DATE	TEAM	NO.	YDS.	AVG.	LG	TD
2021	Jaguars	29	132	4.6	12	2
TOTALS		**29**	**132**	**4.6**	**12**	**2**

TREVOR LAWRENCE'S NFL REGULAR SEASON PASSING/RUSHING STATISTICS

				PASSING											RUSHING				
DATE	TEAM	GP	GS	ATT.	CMP.	PCT.	YDS	AVG.	TD	INT.	LG	SK	LST	RATE	NO.	YDS.	AVG.	LG	TD
2021	Jaguars	7	7	270	161	59.6	1,703	6.3	8	9	58	11	71	74.0	29	132	4.6	12	2
TOTALS		**7**	**7**	**270**	**161**	**59.6**	**1,703**	**6.3**	**8**	**9**	**58**	**11**	**71**	**74.0**	**29**	**132**	**4.6**	**12**	**2**

SINGLE-GAME HIGHS: QUARTERBACK

Pass Attempts	54 at Seattle Seahawks, Oct 31, 2021 51 at Houston Texans, Sep 12, 2021
Pass Completions	32 at Seattle Seahawks, Oct 31, 2021 28 at Houston Texans, Sep 12, 2021
Yards Passing	332 at Houston Texans, Sep 12, 2021 319 vs. Miami Dolphins, Oct 17, 2021
TD Passes	3 at Houston Texans, Sep 12, 2021 1 at Seattle Seahawks, Oct 31, 2021 ...4 more at 1.
Long Passes	58 vs. Tennessee Titans, Oct 10, 2021 52 at Cincinnati Bengals, Sep 30, 2021
Completion Percentage	70.8 at Cincinnati Bengals, Sep 30, 2021 69.7 vs. Tennessee Titans, Oct 10, 2021
Passer Rating	96.5 at Cincinnati Bengals, Sep 30, 2021 93.4 vs. Miami Dolphins, Oct 17, 2021
Rush Attempts	8 at Cincinnati Bengals, Sep 30, 2021 7 vs. Tennessee Titans, Oct 10, 2021
Rushing Yards	36 at Cincinnati Bengals, Sep 30, 2021 28 vs. Tennessee Titans, Oct 10, 2021
Longest Runs	12 vs. Miami Dolphins, Oct 17, 2021 11 at Cincinnati Bengals, Sep 30, 2021 ...1 more at 11.
Rushing TDs	1 vs. Tennessee Titans, Oct 10, 2021 1 at Cincinnati Bengals, Sep 30, 2021
Rushing Average	4.5 at Cincinnati Bengals, Sep 30, 2021 4.0 vs. Tennessee Titans, Oct 10, 2021

300-YARD PASSING GAMES (2): REGULAR SEASON

DATE	TEAM	NO.	YDS.	AVG.	LG	TD
09/12/21	at Texans	28	332	11.9	41t	3
10/17/21	DOLPHINS	25	319	12.8	29	1

2021 GAME-BY-GAME REGULAR-SEASON STATISTICS (JAGUARS)

									PASSING						RUSHING					
DATE	OPPONENT	P/S	ATT	CMP	YDS	PCT	Y/A	Y/C	TD	INT	LG	SK/YD	RATE	ATT	YDS	LG	TD	W/L	SCORE
09/12	at Texans	S	51	28	332	54.9	6.5	11.9	3	3	41t	1/13	70.1	1	-2	-2	0	L	21-37
09/19	Broncos	S	33	14	118	42.4	3.6	8.4	1	2	25t	1/4	37.2	2	21	11	0	L	13-23
09/26	Cardinals	S	34	22	219	64.7	6.4	10.0	1	2	25	3/17	68.1	6	27	10	0	L	19-31
09/30	at Bengals	S	24	17	204	70.8	8.5	12.0	0	0	52	1/2	96.5	8	36	11	1	L	21-24
10/10	Titans	S	33	23	273	69.7	8.3	11.9	1	1	58	2/17	92.1	7	28	8	1	L	19-37
10/17	Dolphins	S	41	25	319	61.0	7.8	12.8	1	0	29	2/7	93.4	2	11	12	0	W	23-20
10/31	at Seahawks	S	54	32	238	59.3	4.4	7.4	1	1	17	1/11	68.3	3	11	8	0	L	7-31
2021 TOTALS		**7-7**	**270**	**161**	**1,703**	**59.6**	**6.3**	**10.6**	**8**	**9**	**58**	**11/71**	**74.0**	**29**	**132**	**12**	**2**	**1-6**	

NEVIN LAWSON | 21

POSITION: CORNERBACK
HT: 5-10 | **WT:** 190 | **DOB:** 4-23-1991
COLLEGE: UTAH STATE
HOMETOWN: LAUDERHILL, FLA.
ACQ: FA- '21
EXP: 8th YEAR

KEY TRANSACTIONS

- Originally selected by Detroit in the fourth round (133rd overall) of the 2014 Draft
- Signed by Las Vegas as an unrestricted free agent on 3/20/19
- Re-signed by Las Vegas as an unrestricted free agent 3/23/21
- Signed by Jacksonville as a free agent on 9/22/21

PRO

2021 (Jaguars)

- **10/31 at SEA:** Saw action on special teams
- **10/17 vs. MIA:** Earned the first start of his Jaguars career and recorded the first INT of his career when he intercepted QB Tua Tagovailoa and returned it for 11 yards at the end of the third quarter.... Finished with four total tackles (three solo) and one pass defensed
- **10/10 vs. TEN:** Saw action on defense and special teams
- **9/30 at CIN:** Inactive
- **9/26 vs. ARI:** Played eight snaps on special teams in Jaguars debut

2020 (Raiders)

- Appeared in 14 games with nine starts, totaling a career-high 60 tackles (47 solo)... Added 1.0 sack, four passes defensed, one forced fumble and one fumble recovery
- **10/4 vs. BUF**: Started at cornerback and recorded five tackles (four solo)
- **1/3/21 at DEN:** Started at cornerback and posted a career-high nine total tackles (eight solo)

2019 (Raiders)

- Appeared in 11 games with five starts, recording 23 tackles (18 solo) and five passes defensed
- **11/17 vs. CIN:** Made his first start at cornerback and recorded two tackles
- **12/22 at LAC:** Registered three tackles and a single-game career-high four passes defensed

2018 (Lions)

- Started in 14-of-15 contests for the club, totaling 53 stops (43 solo), his first career sack and five passes defensed
- **11/18 vs. CAR:** Tallied five tackles and one pass defensed
- **12/23 vs. MIN:** Recorded five total tackles (three solo) and registered his first career sack

2017 (Lions)

- Totaled 43 tackles (37 solo) on the year, adding four passes defensed, one forced fumble and one fumble recovery returned for a TD
- **11/12 vs. CLE:** Tallied three tackles, one forced fumble and one fumble recovery returned 44 yards for a TD

2016 (Lions)

- Started in all 16 contests for the first time of his career... Finished with 56 tackles (45 solo) and nine passes defensed... Also tallied one tackle on special teams
- **9/18 vs. TEN:** Posted three tackles and his first pass defensed of the season
- **12/4 at NO:** Recorded a season high with seven tackles (six solo)

2015 (Lions)

- Appeared in 15 contests and made nine starts... Combined for 41 tackles (37 solo) and seven passes defensed... Also notched five special teams tackles
- **11/22 at KC:** Made his first career start and set a then-career high with seven tackles (six solo), adding his first career pass defensed
- **11/26 vs. PHI:** Led the team with six tackles (four solo)

2014 (Lions)

- Played in two games in his rookie season, totaling one tackle... Was placed on the Reserve/Injured List ahead of Week 3 with a foot injury
- **9/8 vs. NYG:** Recorded one tackle as a rotational player on defense in his NFL debut

COLLEGE

- Played four seasons (2010-13) at Utah State, appearing in 49 games and compiling 205 stops (143 solo), including 9.5 for loss, 2.0 sacks, six INTs including one returned for a TD, 34 passes defensed, two forced fumbles and one fumble recovery
- Concluded his career at Utah State by playing in all 14 games with 13 starts, earning his first-career first-team All-Mountain West selection after posting 57 tackles (33), four INTs and 13 passes defensed
- As a junior in 2012, earned second-team All-WAC honors after starting in all 13 games for the Aggies and finishing the season with 63 tackles (47), 2.0 sacks and 10 passes defensed
- Started 12-of-13 games in his sophomore campaign as the anchor of the secondary... Ranked fourth overall on the team with 73 tackles, adding 11 passes defensed and one INT
- Appeared in nine games with two starts as a true freshman, finishing the year with 12 tackles (seven), one INT, a half-sack and one pass defensed

PERSONAL

- A two-year two-way starter at both cornerback and running back, as well as returning kickoffs and punts for Piper (Fla.) High School... Named second-team All-Broward County... Posted 68 tackles with three interceptions in eight games at cornerback for the Bengals
- Also a letterwinning sprinter in track & field
- One of three sons of Clive and Jennifer Lawson

NEVIN LAWSON'S NFL REGULAR SEASON DEFENSIVE STATISTICS

				TACKLES								INTERCEPTIONS					O. FUMB				ST					MISC	
DATE	TEAM	GP	GS	TK	S	A	TFL	YDS	SK	YDS	QBH	NO	YDS	LG	TD	PD	FF	FR	TD	YDS	TK	S	A	FF	FR	S	A
2014	Lions	2	0	1	1	0	0	0	0.0	0.0	0	0	0	0	0	0	0	0	0	0	0	0	0	0	0	0	0
2015	Lions	15	9	41	37	4	0	0	0.0	0.0	0	0	0	0	0	7	0	0	0	0	6	5	1	0	0	0	0
2016	Lions	16	16	56	45	11	0	0	0.0	0.0	0	0	0	0	0	9	0	0	0	0	1	1	0	0	0	0	0
2017	Lions	15	15	43	37	6	0	0	0.0	0.0	1	0	0	0	0	4	1	1	1	44	4	3	1	0	0	0	0
2018	Lions	15	14	53	43	10	3	10	1.0	6.0	1	0	0	0	0	5	0	0	0	0	0	0	0	0	0	0	0
2019	Raiders	11	5	23	19	4	2	3	0.0	0.0	1	0	0	0	0	5	0	0	0	0	1	1	0	0	0	0	0
2020	Raiders	14	9	60	47	13	1	1	1.0	0.0	1	0	0	0	0	4	2	1	0	0	1	0	1	0	0	0	0
2021	Raiders	0	0	0	0	0	0	0	0.0	0.0	0	0	0	0	0	0	0	0	0	0	0	0	0	0	0	0	0
Went from **Las Vegas** to **Jacksonville**.																											
2021	Jaguars	4	1	5	3	2	0	0	0.0	0.0	0	1	11	11	0	2	0	0	0	0	0	0	0	0	0	0	0
2021	TOTAL	4	1	5	3	2	0	0	0.0	0.0	0	1	11	11	0	2	0	0	0	0	0	0	0	0	0	0	0
NFL TOTALS		**92**	**69**	**282**	**232**	**50**	**6**	**14**	**2.0**	**6.0**	**4**	**1**	**11**	**11**	**0**	**36**	**3**	**2**	**1**	**44**	**13**	**10**	**3**	**0**	**0**	**0**	**0**

NEVIN LAWSON'S NFL POSTSEASON DEFENSIVE STATISTICS

				TACKLES								INTERCEPTIONS					O. FUMB				ST					MISC	
DATE	TEAM	GP	GS	TK	S	A	TFL	YDS	SK	YDS	QBH	NO	YDS	LG	TD	PD	FF	FR	TD	YDS	TK	S	A	FF	FR	S	A
2016	Lions	1	1	7	5	2	0	0	0.0	0.0	0	0	0	0	0	0	0	0	0	0	0	0	0	0	0	0	0
NFL TOTALS		**1**	**1**	**7**	**5**	**2**	**0**	**0**	**0.0**	**0.0**	**0**	**0**	**0**	**0**	**0**	**0**	**0**	**0**	**0**	**0**	**0**	**0**	**0**	**0**	**0**	**0**	**0**

SINGLE-GAME HIGHS: DEFENSIVE

Total Tackles 9 at Denver Broncos, Jan 03, 2021
8 vs. Jacksonville Jaguars, Dec 15, 2019

Sacks 1.0 at Kansas City Chiefs, Oct 11, 2020
1.0 vs. Minnesota Vikings, Dec 23, 2018

Passes Defensed 4 at Los Angeles Chargers, Dec 22, 2019
2 vs. Miami Dolphins, Oct 17, 2021
...4 more at 2.

Forced Fumbles 1 vs. Denver Broncos, Nov 15, 2020
1 at Los Angeles Chargers, Nov 08, 2020
...1 more at 1.

Fumble Recoveries 1 vs. Denver Broncos, Nov 15, 2020
1 vs. Cleveland Browns, Nov 12, 2017

Tackles For Loss 2 vs. Minnesota Vikings, Dec 23, 2018
1 at Kansas City Chiefs, Oct 11, 2020
...3 more at 1.

Interceptions 1 vs. Miami Dolphins, Oct 17, 2021

Special Teams Tackles 3 at Seattle Seahawks, Oct 05, 2015
2 at Minnesota Vikings, Oct 01, 2017

SINGLE-GAME HIGHS - POSTSEASON: DEFENSIVE

Total Tackles 7 at Seattle Seahawks, Jan 07, 2017

2021 GAME-BY-GAME REGULAR-SEASON STATISTICS (RAIDERS/JAGUARS)

			TACKLES								INTERCEPTIONS					O. FUMB				ST					MISC			
DATE	OPPONENT	P/S	TK	S	A	SK	YDS	TFL	YDS	QBH	NO	YDS	LG	TD	PD	FF	FR	TD	YDS	TK	S	A	FF	FR	S	A	W/L	SCORE
09/13	Ravens		RESERVE/LEAGUE SUSP.																								W	33-27+
09/19	at Steelers		RESERVE/LEAGUE SUSP.																								W	26-17
Went from **Raiders** to **Jaguars**.																												
09/26	Cardinals	P	0	0	0	0.0	0.0	0	0	0	0	0	0	0	0	0	0	0	0	0	0	0	0	0	0	0	L	19-31
09/30	at Bengals		INACTIVE																								L	21-24
10/10	Titans	P	0	0	0	0.0	0.0	0	0	0	0	0	0	0	0	0	0	0	0	0	0	0	0	0	0	0	L	19-37
10/17	Dolphins	S	5	3	2	0.0	0.0	0	0	0	1	11	11	0	2	0	0	0	0	0	0	0	0	0	0	0	W	23-20
10/31	at Seahawks	P	0	0	0	0.0	0.0	0	0	0	0	0	0	0	0	0	0	0	0	0	0	0	0	0	0	0	L	7-31
2021 TOTALS		**4-1**	**5**	**3**	**2**	**0.0**	**0.0**	**0**	**0**	**0**	**1**	**11**	**11**	**0**	**2**	**0**	**0**	**0**	**0**	**0**	**0**	**0**	**0**	**0**	**0**	**3-4**	

+ - Overtime

2020 GAME-BY-GAME REGULAR-SEASON STATISTICS (RAIDERS)

			TACKLES								INTERCEPTIONS					O. FUMB				ST					MISC			
DATE	OPPONENT	P/S	TK	S	A	SK	YDS	TFL	YDS	QBH	NO	YDS	LG	TD	PD	FF	FR	TD	YDS	TK	S	A	FF	FR	S	A	W/L	SCORE
09/13	at Panthers										RESERVE/LEAGUE SUSP.																W	34-30
09/21	Saints	P	1	1	0	0.0	0.0	0	0	0	0	0	0	0	0	0	0	0	0	0	0	0	0	0	0	0	W	34-24
09/27	at Patriots	P	4	3	1	0.0	0.0	0	0	0	0	0	0	0	0	0	0	0	0	0	0	0	0	0	0	0	L	20-36
10/04	Bills	S	5	4	1	0.0	0.0	0	0	0	0	0	0	0	0	0	0	0	0	0	0	0	0	0	0	0	L	23-30
10/11	at Chiefs	S	6	5	1	1.0	0.0	1	1	1	0	0	0	0	0	0	0	0	0	0	0	0	0	0	0	0	W	40-32
10/25	Buccaneers	S	6	5	1	0.0	0.0	0	0	0	0	0	0	0	1	0	0	0	0	0	0	0	0	0	0	0	L	20-45
11/01	at Browns	S	5	4	1	0.0	0.0	0	0	0	0	0	0	0	1	0	0	0	0	0	0	0	0	0	0	0	W	16-6
11/08	at Chargers	S	3	2	1	0.0	0.0	0	0	0	0	0	0	0	0	1	0	0	0	0	0	0	0	0	0	0	W	31-26
11/15	Broncos	S	1	1	0	0.0	0.0	0	0	0	0	0	0	0	1	1	1	0	0	0	0	0	0	0	0	0	W	37-12
11/22	Chiefs	S	6	5	1	0.0	0.0	0	0	0	0	0	0	0	0	0	0	0	0	1	0	1	0	0	0	0	L	31-35
11/29	at Falcons	P	3	3	0	0.0	0.0	0	0	0	0	0	0	0	0	0	0	0	0	0	0	0	0	0	0	0	L	6-43
12/06	at Jets	P	3	3	0	0.0	0.0	0	0	0	0	0	0	0	0	0	0	0	0	0	0	0	0	0	0	0	W	31-28
12/13	Colts	S	5	2	3	0.0	0.0	0	0	0	0	0	0	0	0	0	0	0	0	0	0	0	0	0	0	0	L	27-44
12/17	Chargers											INACTIVE															L	27-30+
12/26	Dolphins	P	3	1	2	0.0	0.0	0	0	0	0	0	0	0	1	0	0	0	0	0	0	0	0	0	0	0	L	25-26
01/03	at Broncos	S	9	8	1	0.0	0.0	0	0	0	0	0	0	0	0	0	0	0	0	0	0	0	0	0	0	0	W	32-31
2020 TOTALS		**14-9**	**60**	**47**	**13**	**1.0**	**0.0**	**1**	**1**	**1**	**0**	**0**	**0**	**0**	**4**	**2**	**1**	**0**	**0**	**1**	**0**	**1**	**0**	**0**	**0**	**0**	**8-8**	

+ - Overtime

WALKER LITTLE | 72

POSITION: OFFENSIVE LINEMAN
HT: 6-7 | **WT:** 325 | **DOB:** 4-1-1999
COLLEGE: STANFORD
HOMETOWN: HOUSTON, TEXAS
ACQ: D2-'21
EXP: R

@walkerlittle45
walker_little

KEY TRANSACTIONS

- Originally drafted by Jacksonville in the second round (45th overall) in the 2021 draft

PRO

2021 (Jaguars)

- Little missed two games (ARI & CIN) after being placed on the Reserve/COVID-19 list on 9/20
- **10/31 at SEA:** Saw action on special teams
- **10/17 vs. MIA:** Saw action on RB James Robinson's 1-yard touchdown run in the second quarter... Helped Robinson score a rushing TD in his fourth straight game
- **10/10 vs. TEN:** Did not play
- **9/19 vs. DEN:** Inactive
- **9/12 at HOU:** Inactive

COLLEGE

- Started 13 games in 2018 and earned All-Pac 12 First Team honors as a sophomore in 2018 prior to missing the 2019 season (knee injury)
- Opted out of the 2020 season due to COVID-19
- Voted Pac-12 Freshman Co-Offensive Player of the year as well as All-Pac-12 honorable mention in 2017
- Helped Bryce Love set single-game school record with 301 rushing yards (vs. Arizona State) in third career start
- Stanford's first true freshman to start at left tackle since 2000 (Kirk Chambers)

PERSONAL

- Is one-quarter Jamaican from his maternal grandmother and has visited Jamaica throughout his high school and college years
- Led his high school (Episcopal) to a state title in 2014
- Grandfather, Gene Little, played football at Rice and professionally for the New York Giants
- Uncle, Jack Little, played football at Texas A&M and professionally for the Baltimore Colts

WALKER LITTLE'S NFL REGULAR SEASON STATISTICS

DATE	TEAM	GP	GS
2021	Jaguars	2	0
NFL TOTALS		**2**	**0**

2021 GAME-BY-GAME REGULAR-SEASON STATISTICS (JAGUARS)

DATE	OPPONENT	P/S		W/L	SCORE
09/12	at Texans		INACTIVE	L	21-37
09/19	Broncos		INACTIVE	L	13-23
09/26	Cardinals		RESERVE/COVID-19	L	19-31
09/30	at Bengals		RESERVE/COVID-19	L	21-24
10/10	Titans		DID NOT PLAY (NON-INJURY)	L	19-37
10/17	Dolphins	P		W	23-20
10/31	at Seahawks	P		L	7-31
2021 TOTALS		**2-0**		**1-6**	



CHRIS MANHERTZ | 84

POSITION: TIGHT END
HT: 6-6 | **WT:** 260 | **DOB:** 4-10-1992
COLLEGE: CANISIUS
HOMETOWN: BRONX, N.Y.
ACQ: UFA (CAR)-'21
EXP: 6th YEAR

@C_Manhertz
@c_manhertz

KEY TRANSACTIONS

- Signed as a free agent by Buffalo on 12/30/14
- Signed as a free agent by New Orleans on 8/24/15
- Signed to practice squad by New Orleans on 9/7/15
- Claimed off waivers by Carolina on 10/17/16
- Signed two-year contract with Carolina on 1/29/19
- Signed as a free agent by Jacksonville on 3/17/21

PRO

2021 (Jaguars)

- **10/31 at SEA:** Saw action at tight end
- **10/17 vs. MIA:** Started at tight end and hauled in one catch for 11 yards
- **10/10 vs. TEN:** Started at tight end and helped RB James Robinson rush for a career-high 149 yards
- **9/30 at CIN:** Started at tight end and had one reception for 7 yards
- **9/26 vs. ARI:** Started at tight end and helped the offense rush for 159 yards on 29 attempts
- **9/19 vs. DEN**: Started at tight end and saw action on special teams
- **9/12 at HOU:** Started at tight end and recorded one reception for 22 yards and a touchdown... Manhertz caught QB Trevor Lawrence's first career passing touchdown with 5:05 remaining in the second quarter

2020 (Panthers)

- Played in all 16 games making 12 starts
- Finished the season with six receptions for 52 yards

2019 (Panthers)

- Played in 15 games with six starts in 2019, primarily as a blocking tight end... Made one catch for 11 yards... Helped running back Christian McCaffrey rush for 1,387 yards, ranking third in the NFL

2018 (Panthers)

- Recorded first NFL touchdown on a career-long 50-yard reception from RB Christian McCaffrey

2017 (Panthers)

- Saw action in all 16 games in 2017 with four starts before landing on injured reserve prior to the playoffs... Made two receptions for 17 yards

2016 (Saints & Panthers)

- Played in four games for Carolina and an additional three games with two starts for New Orleans in 2016

COLLEGE

- Played basketball at Canisius
- Appeared in 116 games with 94 starts... Averaged 6.5 points and 6.8 rebounds per game... Finished career ranked fourth in school history with 789 rebounds
- Led the Golden Griffins in rebounding three consecutive seasons as sophomore (2011-12), junior (2012-13) and senior (2013-14)

PERSONAL

- Attended Cardinal Spellman HS in the Bronx, N.Y.
- Majored in health and wellness at Canisius

CHRIS MANHERTZ'S NFL REGULAR SEASON RUSHING/RECEIVING STATISTICS

				RECEIVING					RUSHING				
DATE	TEAM	GP	GS	NO.	YDS.	AVG.	LG	TD	NO.	YDS.	AVG.	LG	TD
2016	Saints	3	2	0	0	0.0	0	0	0	0	0.0	0	0
				Went from **New Orleans** to **Carolina**.									
2016	Panthers	4	0	1	10	10.0	10	0	0	0	0.0	0	0
2016	TOTAL	7	2	1	10	10.0	10	0	0	0	0.0	0	0
2017	Panthers	16	4	2	17	8.5	11	0	0	0	0.0	0	0
2018	Panthers	16	4	2	52	26.0	50t	1	0	0	0.0	0	0
2019	Panthers	15	6	1	11	11.0	11	0	0	0	0.0	0	0
2020	Panthers	16	12	6	52	8.7	17	0	0	0	0.0	0	0
2021	Jaguars	7	6	3	40	13.3	22t	1	0	0	0.0	0	0
NFL TOTALS		**77**	**34**	**15**	**182**	**12.1**	**50T**	**2**	**0**	**0**	**0.0**	**0**	**0**

CHRIS MANHERTZ'S NFL POSTSEASON RUSHING/RECEIVING STATISTICS

				RECEIVING					RUSHING				
DATE	TEAM	GP	GS	NO.	YDS.	AVG.	LG	TD	NO.	YDS.	AVG.	LG	TD
2017	Panthers	0	0	0	0	0.0	0	0	0	0	0.0	0	0
NFL TOTALS		**0**	**0**	**0**	**0**	**0.0**	**0**	**0**	**0**	**0**	**0.0**	**0**	**0**

CHRIS MANHERTZ'S NFL REGULAR SEASON RETURN STATISTICS

		KICKOFF RETURNS					PUNT RETURNS					
DATE	TEAM	RET.	YDS.	AVG.	LG	TD	NO.	FC	YDS.	AVG.	LG	TD
2016	Saints	0	0	0.0	0	0	0	0	0	0.0	0	0
				Went from **New Orleans** to **Carolina**.								
2016	Panthers	0	0	0.0	0	0	0	0	0	0.0	0	0
2016	TOTAL	0	0	0.0	0	0	0	0	0	0.0	0	0
2017	Panthers	0	0	0.0	0	0	0	0	0	0.0	0	0
2018	Panthers	0	0	0.0	0	0	0	0	0	0.0	0	0
2019	Panthers	0	0	0.0	0	0	0	0	0	0.0	0	0
2020	Panthers	0	0	0.0	0	0	0	0	0	0.0	0	0
2021	Jaguars	0	0	0.0	0	0	0	0	0	0.0	0	0
NFL TOTALS		**0**	**0**	**0.0**	**0**	**0**	**0**	**0**	**0**	**0.0**	**0**	**0**

CHRIS MANHERTZ'S NFL POSTSEASON RETURN STATISTICS

		KICKOFF RETURNS					PUNT RETURNS					
DATE	TEAM	RET.	YDS.	AVG.	LG	TD	NO.	FC	YDS.	AVG.	LG	TD
2017	Panthers	0	0	0.0	0	0	0	0	0	0.0	0	0
NFL TOTALS		**0**	**0**	**0.0**	**0**	**0**	**0**	**0**	**0**	**0.0**	**0**	**0**

SINGLE-GAME HIGHS: RECEIVING

Receptions 1 at Houston Texans, Sep 12, 2021
1 at Minnesota Vikings, Nov 29, 2020
...11 more at 1.

Receiving Yards 50 vs. New Orleans Saints, Dec 17, 2018
22 at Houston Texans, Sep 12, 2021

Longest Receptions 50t vs. New Orleans Saints, Dec 17, 2018
22t at Houston Texans, Sep 12, 2021

Receiving TDs 1 at Houston Texans, Sep 12, 2021
1 vs. New Orleans Saints, Dec 17, 2018

All-Purpose Yards 50 vs. New Orleans Saints, Dec 17, 2018
22 at Houston Texans, Sep 12, 2021

Most TDs 1 at Houston Texans, Sep 12, 2021
1 vs. New Orleans Saints, Dec 17, 2018

2021 GAME-BY-GAME REGULAR-SEASON STATISTICS (JAGUARS)

				RECEIVING					RUSHING						
DATE	OPPONENT	P/S	NO.	YDS.	AVG.	LG	TD	NO.	YDS.	AVG.	LG	TD	W/L	SCORE
09/12	at Texans	S	1	22	22.0	22t	1	0	0	0.0	0	0	L	21-37
09/19	Broncos	S	0	0	0.0	0	0	0	0	0.0	0	0	L	13-23
09/26	Cardinals	S	0	0	0.0	0	0	0	0	0.0	0	0	L	19-31
09/30	at Bengals	S	1	7	7.0	7	0	0	0	0.0	0	0	L	21-24
10/10	Titans	S	0	0	0.0	0	0	0	0	0.0	0	0	L	19-37
10/17	Dolphins	S	1	11	11.0	11	0	0	0	0.0	0	0	W	23-20
10/31	at Seahawks	P	0	0	0.0	0	0	0	0	0.0	0	0	L	7-31
2021 TOTALS		**7-6**	**3**	**40**	**13.3**	**22T**	**1**	**0**	**0**	**0.0**	**0**	**0**	**1-6**	

2020 GAME-BY-GAME REGULAR-SEASON STATISTICS (PANTHERS)

				RECEIVING					RUSHING						
DATE	OPPONENT	P/S	NO.	YDS.	AVG.	LG	TD	NO.	YDS.	AVG.	LG	TD	W/L	SCORE
09/13	Raiders	S	1	4	4.0	4	0	0	0	0.0	0	0	L	30-34
09/20	at Buccaneers	S	1	8	8.0	8	0	0	0	0.0	0	0	L	17-31
09/27	at Chargers	P	0	0	0.0	0	0	0	0	0.0	0	0	W	21-16
10/04	Cardinals	S	1	17	17.0	17	0	0	0	0.0	0	0	W	31-21
10/11	at Falcons	P	0	0	0.0	0	0	0	0	0.0	0	0	W	23-16
10/18	Bears	S	1	6	6.0	6	0	0	0	0.0	0	0	L	16-23
10/25	at Saints	S	0	0	0.0	0	0	0	0	0.0	0	0	L	24-27
10/29	Falcons	P	1	6	6.0	6	0	0	0	0.0	0	0	L	17-25
11/08	at Chiefs	S	0	0	0.0	0	0	0	0	0.0	0	0	L	31-33
11/15	Buccaneers	P	0	0	0.0	0	0	0	0	0.0	0	0	L	23-46
11/22	Lions	S	0	0	0.0	0	0	0	0	0.0	0	0	W	20-0
11/29	at Vikings	S	1	11	11.0	11	0	0	0	0.0	0	0	L	27-28
12/13	Broncos	S	0	0	0.0	0	0	0	0	0.0	0	0	L	27-32
12/19	at Packers	S	0	0	0.0	0	0	0	0	0.0	0	0	L	16-24
12/27	at Washington	S	0	0	0.0	0	0	0	0	0.0	0	0	W	20-13
01/03	Saints	S	0	0	0.0	0	0	0	0	0.0	0	0	L	7-33
2020 TOTALS		**16-12**	**6**	**52**	**8.7**	**17**	**0**	**0**	**0**	**0.0**	**0**	**0**	**5-11**	

ROSS MATISCIK | 46

POSITION: LONG SNAPPER
HT: 6-0 | **WT:** 240 | **DOB:** 9-13-1996
COLLEGE: BAYLOR
HOMETOWN: MCKINNEY, TEXAS
ACQ: FA-'20
EXP: 2nd YEAR

@rossmatiscik
@ross_matiscik

KEY TRANSACTIONS

- Originally signed by Jacksonville as a rookie free agent on 4/28/20

PRO

2021 (Jaguars)

- **10/31 at SEA:** Handled long snapping duties
- **10/17 vs. MIA:** Handled long snapping duties, helping K Matthew Wright convert on the game-tying 54-yard and game-winning 53-yard field goals
- **10/10 vs. TEN:** Handled long snapping duties
- **9/30 at CIN:** Handled long snapping duties
- **9/26 vs. ARI:** Handled long snapping duties
- **9/19 vs. DEN:** Served as team's long snapper and recorded one special teams tackle on a punt return
- **9/12 at HOU:** Served as team's long snapper

2020 (Jaguars)

- Handled the team's long snapping duties in all 16 games on the season
- **9/13 vs. IND:** Served as the team's long snapper in NFL debut

COLLEGE

- Appeared in 52 games throughout his college career, seeing time as a longsnapper for punts and place kicks, while also appearing at linebacker
- Played in 14 games in 2019, snapping on all punts and kicks and made 13 tackles, including 1.0 sack
- Served as the team's longsnapper for all 13 games and made 11 tackles on defense in 2018
- Played in 12 games as a sophomore in 2017 and totaled four tackles, one fumble recovery and one forced fumble
- Played in 12 games as a freshman and served as the primary long snapper

PERSONAL

- Attended McKinney Boyd (McKinney, Texas) High School and was a 2014 all-state selection at linebacker
- Father, Marty, played football at Bowling Green
- Brother, Paine, played football at Rice

ROSS MATISCIK'S NFL REGULAR SEASON STATISTICS

DATE	TEAM	GP
2020	Jaguars	16
2021	Jaguars	7
NFL TOTALS		23

2021 GAME-BY-GAME REGULAR-SEASON STATISTICS (JAGUARS)

DATE	OPPONENT		W/L	SCORE
09/12	at Texans	P	L	21-37
09/19	Broncos	P	L	13-23
09/26	Cardinals	P	L	19-31
09/30	at Bengals	P	L	21-24
10/10	Titans	P	L	19-37
10/17	Dolphins	P	W	23-20
10/31	at Seahawks	P	L	7-31
2021 TOTALS		7	1-6	

2020 GAME-BY-GAME REGULAR-SEASON STATISTICS (JAGUARS)

DATE	OPPONENT			W/L	SCORE
09/13	Colts	P		W	27-20
09/20	at Titans	P		L	30-33
09/24	Dolphins	P		L	13-31
10/04	at Bengals	P		L	25-33
10/11	at Texans	P		L	14-30
10/18	Lions	P		L	16-34
10/25	at Chargers	P		L	29-39
11/08	Texans	P		L	25-27
11/15	at Packers	P		L	20-24
11/22	Steelers	P		L	3-27
11/29	Browns	P		L	25-27
12/06	at Vikings	P		L	24-27+
12/13	Titans	P		L	10-31
12/20	at Ravens	P		L	14-40
12/27	Bears	P		L	17-41
01/03	at Colts	P		L	14-28
2020 TOTALS		**16**		**1-15**	

+ - Overtime

LERENTEE MCCRAY | 55

POSITION: DEFENSIVE END/OUTSIDE LINEBACKER
HT: 6-3 | **WT:** 250 | **DOB:** 8-26-1990
COLLEGE: FLORIDA
HOMETOWN: OCALA, FLA.
ACQ: UFA (BUF)-'17
EXP: 7th YEAR

@Liiive_55
@liiive_55

KEY TRANSACTIONS

- Originally signed with Denver as an undrafted rookie on 4/27/13
- Signed with Green Bay as an unrestricted free agent on 4/18/16
- Traded by Green Bay to Buffalo for a 2018 draft pick on 8/30/16
- Signed by Jacksonville as an unrestricted free agent on 3/10/17

PRO

2021 (Jaguars)

- **10/31 at SEA:** Saw action on special teams and tied a team high with 22 snaps... Recorded one special teams tackle
- **10/17 vs. MIA:** Saw action on defense and played a team-high 21 special teams snaps
- **10/10 vs. TEN:** Inactive (hamstring)
- **9/30 at CIN:** Saw action on special teams and defense... Had one special teams tackle
- **9/ 26 vs. ARi:** Saw action on defense and had a team-high 26 special teams snaps
- **9/19 vs. DEN:** Inactive (hamstring)
- **9/12 at HOU:** Saw action on defense and special teams... Assisted on one tackle on defense

2020 (Jaguars)

- Opted out of the 2020 season

2019 (Jaguars)

- Saw action in nine games and compiled four tackles (three solo) prior to being being placed on injured reserve on Oct. 29 with a hamstring injury
- **10/13 vs. N.O.:** Saw action on defense and special teams, notching one defensive tackle and one tackle on special teams
- **11/3 vs. HOU:** Saw action on defense and made one solo tackle

2018 (Jaguars)

- Selected as a special teams captain by his teammates for the 2018 season... Recorded seven special teams tackles, which was second most on the team
- **9/9 at NYG:** Recorded two tackles (one solo), including 1.0 sack
- **12/16 vs. WAS:** Saw action on special teams and partially blocked a punt
- **12/23 at MIA:** Recorded two special teams tackles

2017 (Jaguars)

- Second on the team with nine special teams tackles... Added three tackles on defense, including 1.5 sacks
- **9/10 at HOU:** Saw action at linebacker and recorded three tackles (one solo), 1.5 sacks and one tackle for a loss
- **11/5 vs. CIN:** Recorded a solo special teams tackle and one pass defensed
- **11/19 at CLE:** Recorded two special teams tackles (one solo) and saw action at linebacker

2016 (Bills)

- Totaled 10 tackles (four solo), one forced fumble and five special teams tackles

2015 (Broncos)

- Tallied 13 tackles (seven solo) and saw action in all three postseason games, including Super Bowl 50

2014 (Broncos)

- Posted six tackles (four solo), one forced fumble and one pass defensed during his rookie season

2013 (Broncos)

- Spent the season on injured reserve with an ankle injury

COLLEGE

- Appeared in 40 games with 25 starts and totaled 65 tackles (40 solo), including 12.5 tackles for loss and 4.5 sacks
- Helped the Gators win the 2008 BCS National Championship

PERSONAL

- Attended Dunnellon (Fla.) High School, where he played wide receiver and linebacker and totaled 118 tackles and 9.0 sacks during his senior season
- Took students back-to-school shopping in July 2019 in Jacksonville

LERENTEE MCCRAY'S NFL REGULAR SEASON DEFENSIVE STATISTICS

				TACKLES								INTERCEPTIONS					O. FUMB				ST				MISC	
DATE	TEAM	GP	GS	TK	S	A	TFL	YDS	SK	YDS	QBH	NO	YDS	LG	TD	PD	FF	FR	TD	YDS	TK	S	A	FF	FR	S	A
2014	Broncos	13	0	6	4	2	0	0	1.0	11.0	2	0	0	0	0	1	1	0	0	0	0	0	0	0	0	0	0
2015	Broncos	11	0	13	7	6	1	2	0.5	2.5	1	0	0	0	0	0	0	0	0	0	2	2	0	0	0	0	0
2016	Bills	13	0	10	4	6	0	0	0.0	0.0	0	0	0	0	0	0	1	0	0	0	7	5	2	0	0	0	0
2017	Jaguars	13	0	3	1	2	1	6	1.5	7.0	3	0	0	0	0	1	0	0	0	0	9	6	3	0	0	0	0
2018	Jaguars	13	0	2	1	1	1	7	1.0	7.0	2	0	0	0	0	0	0	0	0	0	7	5	2	0	0	0	0
2019	Jaguars	9	0	4	3	1	0	0	0.0	0.0	0	0	0	0	0	0	0	0	0	0	1	0	1	0	0	0	0
2021	Jaguars	5	0	1	0	1	0	0	0.0	0.0	0	0	0	0	0	0	0	0	0	0	2	0	2	0	0	0	0
NFL TOTALS		**77**	**0**	**39**	**20**	**19**	**3**	**15**	**4.0**	**27.5**	**8**	**0**	**0**	**0**	**0**	**2**	**2**	**0**	**0**	**0**	**28**	**18**	**10**	**0**	**0**	**0**	**0**

LERENTEE MCCRAY'S NFL POSTSEASON DEFENSIVE STATISTICS

				TACKLES								INTERCEPTIONS					O. FUMB				ST				MISC	
DATE	TEAM	GP	GS	TK	S	A	TFL	YDS	SK	YDS	QBH	NO	YDS	LG	TD	PD	FF	FR	TD	YDS	TK	S	A	FF	FR	S	A
2014	Broncos	1	0	2	1	1	0	0	0.0	0.0	0	0	0	0	0	0	0	0	0	0	0	0	0	0	0	0	0
2015	Broncos	3	0	0	0	0	0	0	0.0	0.0	0	0	0	0	0	0	0	0	0	0	0	0	0	0	0	0	0
2017	Jaguars	3	0	0	0	0	0	0	0.0	0.0	0	0	0	0	0	0	0	0	0	0	3	0	3	0	0	0	0
NFL TOTALS		**7**	**0**	**2**	**1**	**1**	**0**	**0**	**0.0**	**0.0**	**0**	**0**	**0**	**0**	**0**	**0**	**0**	**0**	**0**	**0**	**3**	**0**	**3**	**0**	**0**	**0**	**0**

SINGLE-GAME HIGHS: DEFENSIVE

Total Tackles 4 vs. New England Patriots, Oct 30, 2016
4 at Indianapolis Colts, Nov 08, 2015

Sacks 1.5 at Houston Texans, Sep 10, 2017
1.0 at New York Giants, Sep 09, 2018
...1 more at 1.0.

Passes Defensed 1 vs. Cincinnati Bengals, Nov 05, 2017
1 vs. Buffalo Bills, Dec 07, 2014

Forced Fumbles 1 at Los Angeles Rams, Oct 09, 2016
1 vs. Oakland Raiders, Dec 28, 2014

Tackles For Loss 1 at New York Giants, Sep 09, 2018
1 at Houston Texans, Sep 10, 2017
...1 more at 1.

Special Teams Tackles 2 at Houston Texans, Dec 30, 2018
2 at Miami Dolphins, Dec 23, 2018
...1 more at 2.

SINGLE-GAME HIGHS - POSTSEASON: DEFENSIVE

Total Tackles 2 vs. Indianapolis Colts, Jan 11, 2015

Special Teams Tackles 2 vs. Buffalo Bills, Jan 07, 2018
1 at New England Patriots, Jan 21, 2018

2021 GAME-BY-GAME REGULAR-SEASON STATISTICS (JAGUARS)

			TACKLES								INTERCEPTIONS					O. FUMB				ST				MISC			
DATE	OPPONENT	P/S	TK	S	A	SK	YDS	TFL	YDS	QBH	NO	YDS	LG	TD	PD	FF	FR	TD	YDS	TK	S	A	FF	FR	S	A	W/L	SCORE
09/12	at Texans	P	1	0	1	0.0	0.0	0	0	0	0	0	0	0	0	0	0	0	0	0	0	0	0	0	0	0	L	21-37
09/19	Broncos												INACTIVE														L	13-23
09/26	Cardinals	P	0	0	0	0.0	0.0	0	0	0	0	0	0	0	0	0	0	0	0	0	0	0	0	0	0	0	L	19-31
09/30	at Bengals	P	0	0	0	0.0	0.0	0	0	0	0	0	0	0	0	0	0	0	0	1	0	1	0	0	0	0	L	21-24
10/10	Titans												INACTIVE														L	19-37
10/17	Dolphins	P	0	0	0	0.0	0.0	0	0	0	0	0	0	0	0	0	0	0	0	0	0	0	0	0	0	0	W	23-20
10/31	at Seahawks	P	0	0	0	0.0	0.0	0	0	0	0	0	0	0	0	0	0	0	0	1	0	1	0	0	0	0	L	7-31
2021 TOTALS		**5-0**	**1**	**0**	**1**	**0.0**	**0.0**	**0**	**0**	**0**	**0**	**0**	**0**	**0**	**0**	**0**	**0**	**0**	**0**	**2**	**0**	**2**	**0**	**0**	**0**	**0**	**1-6**	

2020 GAME-BY-GAME REGULAR-SEASON STATISTICS (JAGUARS)

			TACKLES								INTERCEPTIONS					O. FUMB				ST				MISC			
DATE	OPPONENT	P/S	TK	S	A	SK	YDS	TFL	YDS	QBH	NO	YDS	LG	TD	PD	FF	FR	TD	YDS	TK	S	A	FF	FR	S	A	W/L	SCORE
09/13	Colts											NOT ON ROSTER															W	27-20
09/20	at Titans											NOT ON ROSTER															L	30-33
09/24	Dolphins											NOT ON ROSTER															L	13-31
10/04	at Bengals											NOT ON ROSTER															L	25-33
10/11	at Texans											NOT ON ROSTER															L	14-30
10/18	Lions											NOT ON ROSTER															L	16-34
10/25	at Chargers											NOT ON ROSTER															L	29-39
11/08	Texans											NOT ON ROSTER															L	25-27
11/15	at Packers											NOT ON ROSTER															L	20-24
11/22	Steelers											NOT ON ROSTER															L	3-27
11/29	Browns											NOT ON ROSTER															L	25-27
12/06	at Vikings											NOT ON ROSTER															L	24-27+
12/13	Titans											NOT ON ROSTER															L	10-31
12/20	at Ravens											NOT ON ROSTER															L	14-40
12/27	Bears											NOT ON ROSTER															L	17-41
01/03	at Colts											NOT ON ROSTER															L	14-28
2020 TOTALS			**0**	**0**	**0**	**0.0**	**0.0**	**0**	**0**	**0**	**0**	**0**	**0**	**0**	**0**	**0**	**0**	**0**	**0**	**0**	**0**	**0**	**0**	**0**	**0**	**0**	**1-15**	

+ - Overtime

KC MCDERMOTT | 62

POSITION: OFFENSIVE LINEMAN
HT: 6-5 | **WT:** 330 | **DOB:** 4-18-1996
COLLEGE: MIAMI (FLA.)
HOMETOWN: WELLINGTON, FLA.
ACQ: FA-'18
EXP: 3rd YEAR

@kcmcdermott52
@kcmcdermott52

KEY TRANSACTIONS

- Originally signed by Jacksonville as an undrafted rookie on 5/11/2018
- Released by Jacksonville on 8/31/21
- Signed to Jacksonville's practice squad on 9/1/21

PRO

2021 (Jaguars)

- **10/31 at SEA:** Signed to active roster and saw action on special teams
- **10/17 vs. MIA:** Elevated from the practice squad and saw action on special teams

2020 (Jaguars)

- On the active roster for seven games and appeared in five conetsts playing primarily on special teams... Spent the season on Jacksonville's practice squad before being promoted to the 53-man active roster on Nov. 14

2019 (Jaguars)

- Spent the entire season on the reserved/injured list

2018 (Jaguars)

- Spent entire season as a member of the practice squad

COLLEGE

- Appeared in 40 career games, starting in the final 34 games of his career, along the offensive line for the Hurricanes
- Earned All-ACC Third-Team honors as a senior in 2017

PERSONAL

- Attended Palm Beach Central (Wellington, Fla.) High School and was a first-team all-state selection as a junior and a 2014 All-American selection by 247 sports
- He and his wife, Madison, have one son, Kasen

KC MCDERMOTT'S NFL REGULAR SEASON STATISTICS

DATE	TEAM	GP	GS
2018	Jaguars	0	0
2019	Jaguars	0	0
2020	Jaguars	7	0
2021	Jaguars	2	0
NFL TOTALS		**9**	**0**

2021 GAME-BY-GAME REGULAR-SEASON STATISTICS (JAGUARS)

DATE	OPPONENT	P/S		W/L	SCORE
09/12	at Texans		PRACTICE SQUAD	L	21-37
09/19	Broncos		PRACTICE SQUAD	L	13-23
09/26	Cardinals		PRACTICE SQUAD	L	19-31
09/30	at Bengals		PRACTICE SQUAD	L	21-24
10/10	Titans		PRACTICE SQUAD	L	19-37
10/17	Dolphins		PRACTICE SQUAD	W	23-20
10/31	at Seahawks	P		L	7-31
2021 TOTALS		**1-0**		**1-6**	

2020 GAME-BY-GAME REGULAR-SEASON STATISTICS (JAGUARS)

DATE	OPPONENT	P/S		W/L	SCORE
09/13	Colts		PRACTICE SQUAD	W	27-20
09/20	at Titans		PRACTICE SQUAD	L	30-33
09/24	Dolphins	P		L	13-31
10/04	at Bengals	P		L	25-33
10/11	at Texans		PRACTICE SQUAD	L	14-30
10/18	Lions		PRACTICE SQUAD	L	16-34
10/25	at Chargers		PRACTICE SQUAD	L	29-39
11/08	Texans		PRACTICE SQUAD	L	25-27
11/15	at Packers		DID NOT PLAY (NON-INJURY)	L	20-24
11/22	Steelers		INACTIVE	L	3-27
11/29	Browns		DID NOT PLAY	L	25-27
12/06	at Vikings	P		L	24-27+
12/13	Titans		PRACTICE SQUAD	L	10-31
12/20	at Ravens		PRACTICE SQUAD	L	14-40
12/27	Bears	P		L	17-41
01/03	at Colts	P		L	14-28
2020 TOTALS		**5-0**		**1-15**	

+ - Overtime

ANDREW NORWELL | 68

POSITION: OFFENSIVE LINEMAN
HT: 6-6 | **WT:** 340 | **DOB:** 10-25-1991
COLLEGE: OHIO STATE
HOMETOWN: CINCINNATI, OHIO
ACQ: UFA (CAR)-'18
EXP: 8th YEAR

@a_norwell68

KEY TRANSACTIONS

- Originally signed by Carolina as an undrafted rookie on 5/16/14
- Signed as an unrestricted free agent by Jacksonville on 3/15/17

PRO

2021 (Jaguars)

- **10/31 at SEA:** Started at left guard and played all 76 snaps on offense
- **10/17 vs. MIA:** Started at left guard and played all 66 offensive snaps
- **10/10 vs. TEN:** Started at left guard and helped RB James Robinson rush for a career-high 149 yards
- **9/30 at CIN:** Started at left guard and played all 56 offensive snaps
- **9/26 vs. ARI:** Started at left guard and helped the offense rush for 159 yards on 29 attempts... Briefly left the game in the second quarter with an ankle injury but returned to finish the contest
- **9/19 vs. DEN:** Started at left guard and played all 56 offensive snaps
- **9/12 at HOU:** Started at left guard and appeared in all 74 offensive snaps

2020 (Jaguars)

- Started all 13 games in which he appeared at left guard... Part of an offensive line that helped rookie RB James Robinson tally the most scrimmage yards (1,414), and the second-most rushing yards (1,070), by an undrafted rookie in NFL history... Placed on injured reserve on Nov. 28... Activated from injured reserve on Dec. 19

2019 (Jaguars)

- Started all 16 games at left guard... Part of an offensive line that helped RB Leonard Fournette gain 1,674 yards from scrimmage... Fournette became the only Jaguars player since 2011 to post at least 1,500 scrimmage yards in a single season

2018 (Jaguars)

- Appeared in 11 contests, starting each contest at left guard
- **9/9 at NYG:** Started at left guard and helped the team rush for 137 yards in his Jaguars debut

2017 (Panthers)

- Led an offensive line that paved the way for the NFL's fourth-ranked ground attack to rush for 2,102 yards (131.3 rushing yards per game)... Part of a unit that allowed 35 sacks on the season

2016 (Panthers)

- Started at left guard for the first time in his career and was the team's only offensive lineman to start all 16 games at the position in which he opened the season... Carolina boasted the 10th-ranked rushing attack and averaged 113.4 yards per game... Contributed to a Panthers offense that averaged a 31:44 time of possession, the third-highest mark in team history

2015 (Panthers)

- Started 13 regular season games and all three postseason contests, including Super Bowl 50 vs. Denver... Helped the team set a franchise-record and NFL-leading 500 points scored

2014 (Panthers)

- Opened holes for the Panthers to rank seventh in the NFL in rushing, including a league-leading 975 yards over the last five games

COLLEGE

- Played in 50 games with 39 starts at Ohio State
- Three-time All-Big Ten Conference selection

PERSONAL

- Attended Anderson (Cincinnati, Ohio) High School
- Started the Andrew Norwell Foundation which focuses on feeding children in Ohio, North Carolina and Florida
- Hosted 250 children from the Boys and Girls Club of Northeast Florida to a Thanksgiving feast during the 'Turkey Time With the O-Line' event in 2019
- Recently adopted a sheepadoodle puppy named Yogi the Bear with his wife, Brooke... The couple married during the 2021 offseason

ANDREW NORWELL'S NFL REGULAR SEASON STATISTICS

DATE	TEAM	GP	GS
2014	Panthers	10	9
2015	Panthers	13	13
2016	Panthers	16	16
2017	Panthers	16	16
2018	Jaguars	11	11
2019	Jaguars	16	16
2020	Jaguars	13	13
2021	Jaguars	7	7
NFL TOTALS		**102**	**101**

ANDREW NORWELL'S NFL POSTSEASON STATISTICS

DATE	TEAM	GP	GS
2014	Panthers	2	2
2015	Panthers	3	3
2017	Panthers	1	1
NFL TOTALS		**6**	**6**

2021 GAME-BY-GAME REGULAR-SEASON STATISTICS (JAGUARS)

DATE	OPPONENT	P/S		W/L	SCORE
09/12	at Texans	S		L	21-37
09/19	Broncos	S		L	13-23
09/26	Cardinals	S		L	19-31
09/30	at Bengals	S		L	21-24
10/10	Titans	S		L	19-37
10/17	Dolphins	S		W	23-20
10/31	at Seahawks	S		L	7-31
2021 TOTALS		**7-7**		**1-6**	

2020 GAME-BY-GAME REGULAR-SEASON STATISTICS (JAGUARS)

DATE	OPPONENT	P/S		W/L	SCORE
09/13	Colts	S		W	27-20
09/20	at Titans	S		L	30-33
09/24	Dolphins	S		L	13-31
10/04	at Bengals	S		L	25-33
10/11	at Texans	S		L	14-30
10/18	Lions	S		L	16-34
10/25	at Chargers	S		L	29-39
11/08	Texans	S		L	25-27
11/15	at Packers	S		L	20-24
11/22	Steelers	S		L	3-27
11/29	Browns		INJURED RESERVE	L	25-27
12/06	at Vikings		INJURED RESERVE	L	24-27+
12/13	Titans		INJURED RESERVE	L	10-31
12/20	at Ravens	S		L	14-40
12/27	Bears	S		L	17-41
01/03	at Colts	S		L	14-28
2020 TOTALS		**13-13**		**1-15**	

+ - Overtime

DARE OGUNBOWALE | 33

POSITION: RUNNING BACK
HT: 5-10 | **WT:** 215 | **DOB:** 5-4-1994
COLLEGE: WISCONSIN
HOMETOWN: MILWAUKEE, WISC.
ACQ: FA-'20
EXP: 4th YEAR

@dareogunbowale

KEY TRANSACTIONS

- Originally signed by Houston as an undrafted free agent on 4/30/17
- Signed by Tampa Bay to the practice squad on 11/30/17
- Signed by Washington to the practice squad on 12/13/17
- Signed by Tampa Bay on 4/2/18
- Signed by Tampa Bay to the practice squad on 10/29/18
- Signed by Jacksonville on 9/9/20

PRO

2021 (Jaguars)

- **10/31 at SEA:** Saw action on special teams and running back... Finished the game with 9 yards rushing on two attempts, one reception for 9 yards and one special teams tackle
- **10/17 vs. MIA:** Saw action on 16 special teams snaps... Recorded one special teams tackle
- **10/10 TEN:** Saw action on offense and special teams... Recorded one reception for 19 yards
- **9/30 at CIN:** Saw action at running back and special teams... Carried the ball twice for 3 yards
- **9/26 vs. ARI:** Saw action on offense and special teams
- **9/19 vs. DEN:** Saw action on special teams
- **9/12 at HOU:** Saw action on special teams and recorded two special teams tackles

2020 (Jaguars)

- Saw action in 14 games and started the last two of the season... Totaled 145 rushing yards on 32 carries (4.53 rush avg.) while adding 10 receptions for 54 yards (5.4 rec. avg.)... Also tied the team-lead with nine special teams tackles
- **12/27 vs. CHI:** Made his first career start at running back, rushing 14 times for 71 yards (5.1 rush avg.), including a career-long rush of 25 yards... Also recorded three receptions for 7 yards
- **1/3 at IND:** Recorded his second-consecutive start at running back, rushing 14 times for 50 yards (3.6 rush avg.) while hauling in four receptions for 22 yards (5.5 rec. avg.)

2019 (Buccaneers)

- Played in all 16 games for the first time in his career and posted his first career rushing attempts and receptions... Also served as the team's special teams captain

2018 (Buccaneers)

- Spent time on the practice squad in Tampa Bay before making his season debut on Nov. 18 at New York Giants

2017 (Washington Football Team)

- Played in two games in Washington and spent time in training camp with Houston and on the practice squads in Tampa Bay and Washington

COLLEGE

- Played four seasons in Madison, Wisc. after redshirting in 2012
- Rushed for 1,518 yards and 13 TDs in 49 career games... Also caught 60 passes for 507 yards and two TDs
- Began career as a walk-on defensive back before transitioning to running back in 2014

PERSONAL

- Attended Marquette High School (Milwaukee, Wisc.)
- Son of Yolanda and Gregory
- Sister, Arike, played college basketball at Notre Dame, where she was named the Most Oustanding Player of the Irish's 2018 national title run after hitting game-winning baskets in both the Final Four semifinal and national championship games

DARE OGUNBOWALE'S NFL REGULAR SEASON RUSHING/RECEIVING STATISTICS

				RUSHING					RECEIVING				
DATE	TEAM	GP	GS	NO.	YDS.	AVG.	LG	TD	NO.	YDS.	AVG.	LG	TD
2017	Texans	0	0	0	0	0.0	0	0	0	0	0.0	0	0
				Went from **Houston** to **Washington**.									
2017	Washington	2	0	0	0	0.0	0	0	0	0	0.0	0	0
2017	TOTAL	2	0	0	0	0.0	0	0	0	0	0.0	0	0
2018	Buccaneers	2	0	0	0	0.0	0	0	0	0	0.0	0	0
2019	Buccaneers	16	0	11	17	1.5	12	2	35	286	8.2	21	0
2020	Jaguars	14	2	32	145	4.5	25	0	10	54	5.4	12	0
2021	Jaguars	7	0	4	12	3.0	5	0	2	28	14.0	19	0
NFL TOTALS		**41**	**2**	**47**	**174**	**3.7**	**25**	**2**	**47**	**368**	**7.8**	**21**	**0**

DARE OGUNBOWALE'S NFL REGULAR SEASON RETURN STATISTICS

		KICKOFF RETURNS					PUNT RETURNS					
DATE	TEAM	RET.	YDS.	AVG.	LG	TD	NO.	FC	YDS.	AVG.	LG	TD
2017	Texans	0	0	0.0	0	0	0	0	0	0.0	0	0
				Went from **Houston** to **Washington**.								
2017	Washington	0	0	0.0	0	0	0	0	0	0.0	0	0
2017	TOTAL	0	0	0.0	0	0	0	0	0	0.0	0	0
2018	Buccaneers	7	137	19.6	25	0	0	0	0	0.0	0	0
2019	Buccaneers	12	223	18.6	26	0	0	0	0	0.0	0	0
2020	Jaguars	0	6	0.0	6	0	0	0	0	0.0	0	0
2021	Jaguars	0	0	0.0	0	0	0	0	0	0.0	0	0
NFL TOTALS		**19**	**366**	**19.3**	**26**	**0**	**0**	**0**	**0**	**0.0**	**0**	**0**

SINGLE-GAME HIGHS: RUSHING/RECEIVING

Rush Attempts 14 at Indianapolis Colts, Jan 03, 2021
14 vs. Chicago Bears, Dec 27, 2020

Rushing Yards 71 vs. Chicago Bears, Dec 27, 2020
50 at Indianapolis Colts, Jan 03, 2021

Longest Runs 25 vs. Chicago Bears, Dec 27, 2020
17 at Baltimore Ravens, Dec 20, 2020

Rushing TDs 1 at Seattle Seahawks, Nov 03, 2019
1 vs. Carolina Panthers, Oct 13, 2019

Receptions 5 vs. Indianapolis Colts, Dec 08, 2019
4 at Indianapolis Colts, Jan 03, 2021
...1 more at 4.

Receiving Yards 48 vs. Indianapolis Colts, Dec 08, 2019
34 vs. Houston Texans, Dec 21, 2019

Longest Receptions 21 vs. Carolina Panthers, Oct 13, 2019
19 vs. Tennessee Titans, Oct 10, 2021
...1 more at 19.

All-Purpose Yards 137 at New York Giants, Nov 18, 2018
108 vs. Houston Texans, Dec 21, 2019

Kickoff Returns 7 at New York Giants, Nov 18, 2018
5 vs. Houston Texans, Dec 21, 2019

Kickoff Return Yards 137 at New York Giants, Nov 18, 2018
74 vs. Houston Texans, Dec 21, 2019

Longest Kickoff Return 26 vs. Indianapolis Colts, Dec 08, 2019
25 at New York Giants, Nov 18, 2018
...1 more at 25.

Special Teams Tackles 2 at Houston Texans, Sep 12, 2021
2 at Green Bay Packers, Nov 15, 2020
...2 more at 2.

Miscellaneous Tackles 1 vs. Pittsburgh Steelers, Nov 22, 2020
1 at Atlanta Falcons, Nov 24, 2019

Most TDs 1 at Seattle Seahawks, Nov 03, 2019
1 vs. Carolina Panthers, Oct 13, 2019

Rushing Average 5.1 vs. Chicago Bears, Dec 27, 2020
3.6 at Indianapolis Colts, Jan 03, 2021

Receiving Average 11.3 vs. Houston Texans, Dec 21, 2019
9.6 vs. Indianapolis Colts, Dec 08, 2019

Kickoff Return Average 20.3 vs. Atlanta Falcons, Dec 29, 2019
19.6 at New York Giants, Nov 18, 2018

2021 GAME-BY-GAME REGULAR-SEASON STATISTICS (JAGUARS)

			RUSHING					RECEIVING						
DATE	OPPONENT	P/S	NO.	YDS.	AVG.	LG	TD	NO.	YDS.	AVG.	LG	TD	W/L	SCORE
09/12	at Texans	P	0	0	0.0	0	0	0	0	0.0	0	0	L	21-37
09/19	Broncos	P	0	0	0.0	0	0	0	0	0.0	0	0	L	13-23
09/26	Cardinals	P	0	0	0.0	0	0	0	0	0.0	0	0	L	19-31
09/30	at Bengals	P	2	3	1.5	2	0	0	0	0.0	0	0	L	21-24
10/10	Titans	P	0	0	0.0	0	0	1	19	19.0	19	0	L	19-37
10/17	Dolphins	P	0	0	0.0	0	0	0	0	0.0	0	0	W	23-20
10/31	at Seahawks	P	2	9	4.5	5	0	1	9	9.0	9	0	L	7-31
2021 TOTALS		**7-0**	**4**	**12**	**3.0**	**5**	**0**	**2**	**28**	**14.0**	**19**	**0**	**1-6**	

2020 GAME-BY-GAME REGULAR-SEASON STATISTICS (JAGUARS)

			RUSHING					RECEIVING						
DATE	OPPONENT	P/S	NO.	YDS.	AVG.	LG	TD	NO.	YDS.	AVG.	LG	TD	W/L	SCORE
09/13	Colts						INACTIVE						W	27-20
09/20	at Titans	P	0	0	0.0	0	0	0	0	0.0	0	0	L	30-33
09/24	Dolphins	P	0	0	0.0	0	0	0	0	0.0	0	0	L	13-31
10/04	at Bengals	P	0	0	0.0	0	0	0	0	0.0	0	0	L	25-33
10/11	at Texans	P	0	0	0.0	0	0	0	0	0.0	0	0	L	14-30
10/18	Lions	P	0	0	0.0	0	0	0	0	0.0	0	0	L	16-34
10/25	at Chargers	P	0	0	0.0	0	0	0	0	0.0	0	0	L	29-39
11/08	Texans	P	0	0	0.0	0	0	0	0	0.0	0	0	L	25-27
11/15	at Packers	P	0	0	0.0	0	0	1	5	5.0	5	0	L	20-24
11/22	Steelers	P	0	0	0.0	0	0	0	0	0.0	0	0	L	3-27
11/29	Browns						INACTIVE						L	25-27
12/06	at Vikings	P	2	7	3.5	4	0	0	0	0.0	0	0	L	24-27+
12/13	Titans	P	0	0	0.0	0	0	1	12	12.0	12	0	L	10-31
12/20	at Ravens	P	2	17	8.5	17	0	1	8	8.0	8	0	L	14-40
12/27	Bears	S	14	71	5.1	25	0	3	7	2.3	6	0	L	17-41
01/03	at Colts	S	14	50	3.6	11	0	4	22	5.5	11	0	L	14-28
2020 TOTALS		**14-2**	**32**	**145**	**4.5**	**25**	**0**	**10**	**54**	**5.4**	**12**	**0**	**1-15**	

+ - Overtime

DEVINE OZIGBO | 22

POSITION: RUNNING BACK
HT: 6-2 | **WT:** 230 | **DOB:** 2-10-1996
COLLEGE: NEBRASKA
HOMETOWN: SACHSE, TEXAS
ACQ: W (N.O.)-'21
EXP: 3rd YEAR

@trulydevine_22

KEY TRANSACTIONS

- Originally signed by New Orleans as an undrafted rookie on 5/6/19
- Claimed off waivers by Jacksonville on 9/1/19
- Signed by New Orleans off of Jacksonville's practice squad on 10/6/21
- Claimed off waivers by Jacksonville on 11/1/21

PRO

2021 (Saints)

- Saw action in two games this season

2020 (Jaguars)

- Saw action in eight games on the season, rushing once for 1 yard and hauling in nine receptions for 42 yards (4.7 rec. avg.)... Also recorded three tackles on special teams... Placed on injured reserve on Sept. 10... Designated for return on Oct. 14... Signed to the active 53-man roster on Oct. 24
- **10/25 at LAC:** Saw action on special teams in season debut and posted two special teams tackles
- **12/13 vs. TEN:** Saw action at running back and hauled in a career-best four receptions for 30 yards (7.5 rec. avg.)

2019 (Jaguars)

- Appeared in 10 games during his rookie campaign, rushing nine times for 27 yards while hauling in three receptions for 23 yards... Spent the offseason with New Orleans before being claimed off waivers by Jacksonville prior to Week 1
- **10/6 at CAR:** Appeared in his first career NFL game, seeing action on special teams
- **11/3 vs. HOU:** Saw action on offense and special teams, collecting his first career special teams tackle

COLLEGE

- Was a three-year starter for Nebraska, playing in 41 games with 20 starts and finishing his college career with 419 carries for 2,196 yards (5.2 avg.) and 21 TDs, while also adding 49 receptions for 488 yards (10.0 avg.)
- In 2018, appeared in 12 games and was Nebraska's leading rusher with 155 carries for 1,082 yards (7.0 avg.) and 12 rushing TDs, earning Third-Team All-Big Ten recognition
- Appeared in 10 games in 2017 and was Nebraska's leading rusher with 129 carries for 493 yards (3.8 avg.) and three TDs, earning Honorable-Mention All-Big Ten honors

PERSONAL

- Attended Sachse (Texas) High School where he earned First-Team All-District 11 honors in the 5A ranks for his outstanding play as a senior
- Ranked among the nation's top 60 running backs by Rivals.com, 247 Sports and ESPN
- Participated in track, helping the school earn a top-five district finish in 2014

DEVINE OZIGBO'S NFL REGULAR SEASON RUSHING/RECEIVING STATISTICS

				RUSHING					RECEIVING				
DATE	TEAM	GP	GS	NO.	YDS.	AVG.	LG	TD	NO.	YDS.	AVG.	LG	TD
2019	Jaguars	10	0	9	27	3.0	9	0	3	23	7.7	12	0
2020	Jaguars	8	0	1	1	1.0	1	0	9	42	4.7	12	0
2021	Jaguars	0	0	0	0	0.0	0	0	0	0	0.0	0	0
Went from **Jacksonville** to **New Orleans**.													
2021	Saints	1	0	1	-3	-3.0	-3	0	1	7	7.0	7	0
2021	TOTAL	1	0	1	-3	-3.0	0	0	1	7	7.0	7	0
NFL TOTALS		**19**	**0**	**11**	**25**	**2.3**	**9**	**0**	**13**	**72**	**5.5**	**12**	**0**

DEVINE OZIGBO'S NFL REGULAR SEASON RETURN STATISTICS

		KICKOFF RETURNS					PUNT RETURNS					
DATE	TEAM	RET.	YDS.	AVG.	LG	TD	NO.	FC	YDS.	AVG.	LG	TD
2019	Jaguars	0	0	0.0	0	0	0	0	0	0.0	0	0
2020	Jaguars	0	0	0.0	0	0	0	0	0	0.0	0	0
2021	Jaguars	0	0	0.0	0	0	0	0	0	0.0	0	0
Went from **Jacksonville** to **New Orleans**.												
2021	Saints	0	0	0.0	0	0	0	0	0	0.0	0	0
2021	TOTAL	0	0	0.0	0	0	0	0	0	0.0	0	0
NFL TOTALS		**0**	**0**	**0.0**	**0**	**0**	**0**	**0**	**0**	**0.0**	**0**	**0**

SINGLE-GAME HIGHS: RUSHING/RECEIVING

Rush Attempts	9 vs. Indianapolis Colts, Dec 29, 2019 1 vs. Chicago Bears, Dec 27, 2020
Rushing Yards	27 vs. Indianapolis Colts, Dec 29, 2019 1 vs. Chicago Bears, Dec 27, 2020
Longest Runs	9 vs. Indianapolis Colts, Dec 29, 2019 7 vs. Indianapolis Colts, Dec 29, 2019
Receptions	4 vs. Tennessee Titans, Dec 13, 2020 3 vs. Pittsburgh Steelers, Nov 22, 2020 ...1 more at 3.
Receiving Yards	30 vs. Tennessee Titans, Dec 13, 2020 23 vs. Indianapolis Colts, Dec 29, 2019
Longest Receptions	12 vs. Tennessee Titans, Dec 13, 2020 12 vs. Tennessee Titans, Dec 13, 2020 ...1 more at 12.
All-Purpose Yards	50 vs. Indianapolis Colts, Dec 29, 2019 30 vs. Tennessee Titans, Dec 13, 2020
Special Teams Tackles	1 vs. Cleveland Browns, Nov 29, 2020 1 at Los Angeles Chargers, Oct 25, 2020 ...2 more at 1.
Rushing Average	3.0 vs. Indianapolis Colts, Dec 29, 2019
Receiving Average	7.7 vs. Indianapolis Colts, Dec 29, 2019 7.5 vs. Tennessee Titans, Dec 13, 2020

2021 GAME-BY-GAME REGULAR-SEASON STATISTICS (JAGUARS/SAINTS)

			RUSHING					RECEIVING						
DATE	OPPONENT	P/S	NO.	YDS.	AVG.	LG	TD	NO.	YDS.	AVG.	LG	TD	W/L	SCORE
09/12	at Texans					PRACTICE SQUAD							L	21-37
09/19	Broncos					PRACTICE SQUAD							L	13-23
09/26	Cardinals					PRACTICE SQUAD							L	19-31
09/30	at Bengals					PRACTICE SQUAD							L	21-24
10/10	Titans					NOT ON ROSTER							L	19-37
10/17	Dolphins					NOT ON ROSTER							W	23-20
						Went from **Jaguars** to **Saints**.								
10/25	at Seahawks	P	1	-3	-3.0	-3	0	1	7	7.0	7	0	W	13-10
						Went from **Saints** to **Jaguars**.								
10/31	at Seahawks					DID NOT PLAY							L	7-31
2021 TOTALS		**1-0**	**1**	**-3**	**-3.0**	**-3**	**0**	**1**	**7**	**7.0**	**7**	**0**	**2-6**	

2020 GAME-BY-GAME REGULAR-SEASON STATISTICS (JAGUARS)

			RUSHING					RECEIVING						
DATE	OPPONENT	P/S	NO.	YDS.	AVG.	LG	TD	NO.	YDS.	AVG.	LG	TD	W/L	SCORE
09/13	Colts					INJURED RESERVE							W	27-20
09/20	at Titans					INJURED RESERVE							L	30-33
09/24	Dolphins					INJURED RESERVE							L	13-31
10/04	at Bengals					INJURED RESERVE							L	25-33
10/11	at Texans					INJURED RESERVE							L	14-30
10/18	Lions					INJURED RESERVE							L	16-34
10/25	at Chargers	P	0	0	0.0	0	0	0	0	0.0	0	0	L	29-39
11/08	Texans					ON INACTIVE LIST							L	25-27
11/15	at Packers					ON INACTIVE LIST							L	20-24
11/22	Steelers	P	0	0	0.0	0	0	3	5	1.7	3	0	L	3-27
11/29	Browns	P	0	0	0.0	0	0	0	0	0.0	0	0	L	25-27
12/06	at Vikings	P	0	0	0.0	0	0	0	0	0.0	0	0	L	24-27+
12/13	Titans	P	0	0	0.0	0	0	4	30	7.5	12	0	L	10-31
12/20	at Ravens	P	0	0	0.0	0	0	1	4	4.0	4	0	L	14-40
12/27	Bears	P	1	1	1.0	1	0	1	3	3.0	3	0	L	17-41
01/03	at Colts	P	0	0	0.0	0	0	0	0	0.0	0	0	L	14-28
2020 TOTALS		**8-0**	**1**	**1**	**1.0**	**1**	**0**	**9**	**42**	**4.7**	**12**	**0**	**1-15**	

+ - Overtime

SHAQUILLE QUARTERMAN | 50

POSITION: LINEBACKER
HT: 6-0 | **WT:** 240 | **DOB:** 10-28-1997
COLLEGE: MIAMI (FLA.)
HOMETOWN: ORANGE PARK, FLA.
ACQ: D4-'20
EXP: 2nd YEAR

@OgBoobie_Shaq

KEY TRANSACTIONS

- Originally drafted by Jacksonville in the fourth round (140th overall) of the 2020 draft

PRO

2021 (Jaguars)

- **10/31 at SEA:** Saw action on special teams
- **10/17 vs. MIA:** Saw action at linebacker... Totaled one tackle
- **10/10 vs. TEN:** Saw action on defense and special teams... Recorded two total tackles (one solo)
- **9/30 at CIN:** Saw action on special teams
- **9/ 26 vs. ARI:** Saw action on special teams
- **9/19 vs. DEN:** Saw action on defense and recorded four total tackles (two solo tackles)
- **9/12 at HOU:** Saw action on defense and special teams... Recorded two assisted tackles and one assisted special teams tackle

2020 (Jaguars)

- Saw action in 12 games during his rookie campaign, playing primarily on special teams and posting five special teams tackles... Placed on injured reserve on Nov. 7 with a knee injury... Activated from injured reserve on Dec. 5
- **9/13 vs. IND:** Saw 13 snaps on special teams in NFL debut
- **10/4 at CIN:** Saw action on special teams and tallied one special teams tackle

COLLEGE

- Only player in Miami (Fla.) history to start 52 games without missing a single start
- Finished his career with 356 tackles, which ranks ninth place in Miami (Fla.) history... Totaled 46.5 tackles for loss, 13.0 sacks, 13 passes defensed, five fumble recoveries, five fumble recoveries and one INT
- Named to the All-ACC team all four seasons, including earning First-Team honors as a junior and a senior

PERSONAL

- Attended Oakleaf (Orange Park, Fla.) High School, which is fewer than 25 miles from TIAA Bank Field
- Considers former Miami Hurricanes (and Panthers/Giants) LB Jon Beason his mentor
- Played Pop Warner football for the Orange Park Pee Wee Cyclones
- Was gathered with family in Jacksonville when he was drafted by the Jaguars
- Big fan of battle rap

SHAQUILLE QUARTERMAN'S NFL REGULAR SEASON DEFENSIVE STATISTICS

				TACKLES								INTERCEPTIONS					O. FUMB				ST					MISC	
DATE	TEAM	GP	GS	TK	S	A	TFL	YDS	SK	YDS	QBH	NO	YDS	LG	TD	PD	FF	FR	TD	YDS	TK	S	A	FF	FR	S	A
2020	Jaguars	12	0	0	0	0	0	0	0.0	0.0	0	0	0	0	0	0	0	0	0	0	6	4	2	0	0	0	0
2021	Jaguars	7	0	9	3	6	1	1	0.0	0.0	0	0	0	0	0	0	0	0	0	0	1	0	1	0	0	0	0
NFL TOTALS		**19**	**0**	**9**	**3**	**6**	**1**	**1**	**0.0**	**0.0**	**0**	**0**	**0**	**0**	**0**	**0**	**0**	**0**	**0**	**0**	**7**	**4**	**3**	**0**	**0**	**0**	**0**

SINGLE-GAME HIGHS: DEFENSIVE

Total Tackles 4 vs. Denver Broncos, Sep 19, 2021
2 at Houston Texans, Sep 12, 2021
Tackles For Loss 1 vs. Denver Broncos, Sep 19, 2021
Special Teams Tackles 2 at Minnesota Vikings, Dec 06, 2020
2 at Tennessee Titans, Sep 20, 2020

2021 GAME-BY-GAME REGULAR-SEASON STATISTICS (JAGUARS)

			TACKLES								INTERCEPTIONS					O. FUMB				ST					MISC			
DATE	OPPONENT	P/S	TK	S	A	SK	YDS	TFL	YDS	QBH	NO	YDS	LG	TD	PD	FF	FR	TD	YDS	TK	S	A	FF	FR	S	A	W/L	SCORE
09/12	at Texans	P	2	0	2	0.0	0.0	0	0	0	0	0	0	0	0	0	0	0	0	1	0	1	0	0	0	0	L	21-37
09/19	Broncos	P	4	2	2	0.0	0.0	1	1	0	0	0	0	0	0	0	0	0	0	0	0	0	0	0	0	0	L	13-23
09/26	Cardinals	P	0	0	0	0.0	0.0	0	0	0	0	0	0	0	0	0	0	0	0	0	0	0	0	0	0	0	L	19-31
09/30	at Bengals	P	0	0	0	0.0	0.0	0	0	0	0	0	0	0	0	0	0	0	0	0	0	0	0	0	0	0	L	21-24
10/10	Titans	P	2	1	1	0.0	0.0	0	0	0	0	0	0	0	0	0	0	0	0	0	0	0	0	0	0	0	L	19-37
10/17	Dolphins	P	1	0	1	0.0	0.0	0	0	0	0	0	0	0	0	0	0	0	0	0	0	0	0	0	0	0	W	23-20
10/31	at Seahawks	P	0	0	0	0.0	0.0	0	0	0	0	0	0	0	0	0	0	0	0	0	0	0	0	0	0	0	L	7-31
2021 TOTALS		**7-0**	**9**	**3**	**6**	**0.0**	**0.0**	**1**	**1**	**0**	**0**	**0**	**0**	**0**	**0**	**0**	**0**	**0**	**0**	**1**	**0**	**1**	**0**	**0**	**0**	**0**	**1-6**	

2020 GAME-BY-GAME REGULAR-SEASON STATISTICS (JAGUARS)

			TACKLES								INTERCEPTIONS					O. FUMB				ST					MISC			
DATE	OPPONENT	P/S	TK	S	A	SK	YDS	TFL	YDS	QBH	NO	YDS	LG	TD	PD	FF	FR	TD	YDS	TK	S	A	FF	FR	S	A	W/L	SCORE
09/13	Colts	P	0	0	0	0.0	0.0	0	0	0	0	0	0	0	0	0	0	0	0	0	0	0	0	0	0	0	W	27-20
09/20	at Titans	P	0	0	0	0.0	0.0	0	0	0	0	0	0	0	0	0	0	0	0	2	2	0	0	0	0	0	L	30-33
09/24	Dolphins	P	0	0	0	0.0	0.0	0	0	0	0	0	0	0	0	0	0	0	0	0	0	0	0	0	0	0	L	13-31
10/04	at Bengals	P	0	0	0	0.0	0.0	0	0	0	0	0	0	0	0	0	0	0	0	1	1	0	0	0	0	0	L	25-33
10/11	at Texans	P	0	0	0	0.0	0.0	0	0	0	0	0	0	0	0	0	0	0	0	0	0	0	0	0	0	0	L	14-30
10/18	Lions	P	0	0	0	0.0	0.0	0	0	0	0	0	0	0	0	0	0	0	0	0	0	0	0	0	0	0	L	16-34
10/25	at Chargers	P	0	0	0	0.0	0.0	0	0	0	0	0	0	0	0	0	0	0	0	0	0	0	0	0	0	0	L	29-39
11/08	Texans										INJURED RESERVE																L	25-27
11/15	at Packers										INJURED RESERVE																L	20-24
11/22	Steelers										INJURED RESERVE																L	3-27
11/29	Browns										INJURED RESERVE																L	25-27
12/06	at Vikings	P	0	0	0	0.0	0.0	0	0	0	0	0	0	0	0	0	0	0	0	2	1	1	0	0	0	0	L	24-27+
12/13	Titans	P	0	0	0	0.0	0.0	0	0	0	0	0	0	0	0	0	0	0	0	0	0	0	0	0	0	0	L	10-31
12/20	at Ravens	P	0	0	0	0.0	0.0	0	0	0	0	0	0	0	0	0	0	0	0	0	0	0	0	0	0	0	L	14-40
12/27	Bears	P	0	0	0	0.0	0.0	0	0	0	0	0	0	0	0	0	0	0	0	0	0	0	0	0	0	0	L	17-41
01/03	at Colts	P	0	0	0	0.0	0.0	0	0	0	0	0	0	0	0	0	0	0	0	1	0	1	0	0	0	0	L	14-28
2020 TOTALS		**12-0**	**0**	**0**	**0**	**0.0**	**0.0**	**0**	**0**	**0**	**0**	**0**	**0**	**0**	**0**	**0**	**0**	**0**	**0**	**6**	**4**	**2**	**0**	**0**	**0**	**0**	**1-15**	

+ - Overtime



WILL RICHARDSON JR. | 76

POSITION: OFFENSIVE LINEMAN
HT: 6-6 | **WT:** 320 | **DOB:** 1-4-1996
COLLEGE: NORTH CAROLINA STATE
HOMETOWN: BURLINGTON, N.C.
ACQ: D4-'18
EXP: 4th YEAR

@Will_MadlyLoved
@Will_MadlyLoved

KEY TRANSACTIONS

- Originally drafted by Jacksonville in the fourth round (129th overall) of the 2018 draft

PRO

2021 (Jaguars)

- **10/31 at SEA:** Saw action on special teams
- **10/17 vs. MIA:** Replaced Ben Bartch at right guard after Bartch left the game in the second quarter with a concussion... Played 42 offensive snaps
- **10/10 vs. TEN:** Saw action on special teams
- **9/30 at CIN:** Saw action on three special teams snaps
- **9/26 vs. ARI:** Replaced Cam Robinson at left tackle after Robinson left the game with a shoulder injury in the third quarter... Helped the offense rush for 159 yards on 29 attempts... Also saw action on special teams
- **9/19 vs. DEN:** Played three snaps on special teams
- **9/12 at HOU:** Saw action on special teams

2020 (Jaguars)

- Saw action in all 16 games, appearing on offense and special teams... Part of an offensive line that helped rookie RB James Robinson tally the most scrimmage yards (1,414) and the second-most rushing yards (1,070) by an undrafted rookie in NFL history

2019 (Jaguars)

- Saw action in 15 games, starting two at left tackle for injured OL Cam Robinson during Weeks 1-2
- **9/8 vs. K.C.:** Made his NFL debut with a start at left tackle
- **10/6 at CAR:** Saw 45 snaps at right guard helping RB Leonard Fournette eclipse the 100-yard mark in back-to-back games for the first time since Fournette's rookie season in 2017

2018 (Jaguars)

- Inactive for the first five games of the season, before being active in Week 6 but not playing... Placed on injured reserve on Oct. 20

COLLEGE

- Appeared in 34 games with 32 starts at offensive tackle for the Wolfpack
- Started all 11 games and was named Second-Team All-ACC by the league and the Atlantic Coast Sports Media Association in 2017 and was part of an offensive line that ranked second in the Power 5 in sacks allowed
- Did not allow a sack during his senior season in 2017

PERSONAL

- Attended Cummings (Burlington, N.C.) High School, where he was a two-time Burlington Times-News All-Region Selection
- Special talents includes beat boxing
- Started a podcast in the Summer of 2020 called "The Sideline Story" and has interviewed several teammates

WILL RICHARDSON JR.'S NFL REGULAR SEASON STATISTICS

DATE	TEAM	GP	GS
2018	Jaguars	0	0
2019	Jaguars	15	2
2020	Jaguars	16	1
2021	Jaguars	7	0
NFL TOTALS		**38**	**3**

2021 GAME-BY-GAME REGULAR-SEASON STATISTICS (JAGUARS)

DATE	OPPONENT	P/S	W/L	SCORE
09/12	at Texans	P	L	21-37
09/19	Broncos	P	L	13-23
09/26	Cardinals	P	L	19-31
09/30	at Bengals	P	L	21-24
10/10	Titans	P	L	19-37
10/17	Dolphins	P	W	23-20
10/31	at Seahawks	P	L	7-31
2021 TOTALS		**7-0**	**1-6**	

2020 GAME-BY-GAME REGULAR-SEASON STATISTICS (JAGUARS)

DATE	OPPONENT	P/S		W/L	SCORE
09/13	Colts	P		W	27-20
09/20	at Titans	P		L	30-33
09/24	Dolphins	P		L	13-31
10/04	at Bengals	P		L	25-33
10/11	at Texans	P		L	14-30
10/18	Lions	P		L	16-34
10/25	at Chargers	P		L	29-39
11/08	Texans	P		L	25-27
11/15	at Packers	P		L	20-24
11/22	Steelers	P		L	3-27
11/29	Browns	P		L	25-27
12/06	at Vikings	P		L	24-27+
12/13	Titans	P		L	10-31
12/20	at Ravens	P		L	14-40
12/27	Bears	S		L	17-41
01/03	at Colts	P		L	14-28
2020 TOTALS		**16-1**		**1-15**	

+ - Overtime

ROY ROBERTSON-HARRIS | 95

POSITION: DEFENSIVE LINEMAN
HT: 6-5 | **WT:** 290 | **DOB:** 7-23-1993
COLLEGE: TEXAS-EL PASO
HOMETOWN: OAKLAND, CALIF.
ACQ: UFA (CHI)-'21
EXP: 6th YEAR

@BigXander95
@bigxander95

KEY TRANSACTIONS

- Originally signed by Chicago as an undrafted free agent on 5/9/16
- Signed by Jacksonville as an unrestricted free agent on 3/17/21

PRO

2021 (Jaguars)

- **10/31 at SEA:** Started along the defensive line and had one tackle
- **10/17 vs. MIA:** Started along the defensive line and appeared in his first game since Week 2... Recorded one total tackle
- **10/10 vs. TEN:** Inactive (ankle)
- **9/30 at CIN:** Inactive (ankle)
- **9/26 vs. ARI:** Inactive (ankle)
- **9/19 vs. DEN:** Started at defensive end and tallied two solo tackles
- **9/12 at HOU:** Started at defensive end and recorded five total tackles (two solo) and one QB hit in Jaguars debut

2020 (Bears)

- Started the first four games along the defensive front
- **9/13 vs. DET:** Recorded two QBHs in the win over the Lions
- Was placed on Injured Reserve prior to Week 10

2019 (Bears)

- Appeared in 15 games with seven starts, recording 30 tackles, 2.5 sacks, three pass defenses and three tackles for loss
- **9/5 vs. GB:** Posted three tackles, 1.0 sack, two tackles for loss and three quarterback hits
- **9/29 vs. MIN:** Had three tackles, 1.5 sacks for minus-13 yards and two quarterback hits

2018 (Bears)

- Appeared in 16 games, recording 20 tackles, 3.0 sacks, two passes defensed
- **9/9 at GB:** Had 1.0 sack in the opener
- **1/6/19 vs. PHI:** Appeared as a reserve in Wild Card playoff game

2017 (Bears)

- Appeared in 13 games as a reserve, recording 12 tackles, 2.0 sacks, two tackles for loss, one pass defensed, one fumble recovery and one special teams tackle

COLLEGE

- Tallied 138 career tackles, 25 tackles for loss, 10.5 sacks and nine pass breakups in four seasons at UTEP (2012-15)

PERSONAL

- Attended South Grand Prairie High School
- Cousin, Carl Nicks, played for the New Orleans Saints and Tampa Bay Buccaneers and was a two-time Pro Bowler
- Multidisciplinary studies major at UTEP

ROY ROBERTSON-HARRIS' NFL REGULAR SEASON DEFENSIVE STATISTICS

				TACKLES								INTERCEPTIONS					O. FUMB				ST					MISC	
DATE	TEAM	GP	GS	TK	S	A	TFL	YDS	SK	YDS	QBH	NO	YDS	LG	TD	PD	FF	FR	TD	YDS	TK	S	A	FF	FR	S	A
2017	Bears	13	0	12	7	5	2	7	2.0	7.0	4	0	0	0	0	1	0	0	0	0	1	1	0	0	1	0	0
2018	Bears	16	0	22	10	12	3	22	3.0	25.0	11	0	0	0	0	2	0	0	0	0	0	0	0	0	0	0	0
2019	Bears	15	7	30	22	8	3	21	2.5	23.5	10	0	0	0	0	3	0	0	0	0	0	0	0	0	0	0	0
2020	Bears	8	6	10	7	3	1	5	0.0	0.0	5	0	0	0	0	0	0	0	0	0	0	0	0	0	0	0	0
2021	Jaguars	4	3	9	4	5	0	0	0.0	0.0	1	0	0	0	0	0	0	0	0	0	0	0	0	0	0	0	0
NFL TOTALS		56	16	83	50	33	9	55	7.5	55.5	31	0	0	0	0	6	0	0	0	0	1	1	0	0	1	0	0

ROY ROBERTSON-HARRIS' NFL POSTSEASON DEFENSIVE STATISTICS

				TACKLES								INTERCEPTIONS					O. FUMB				ST					MISC	
DATE	TEAM	GP	GS	TK	S	A	TFL	YDS	SK	YDS	QBH	NO	YDS	LG	TD	PD	FF	FR	TD	YDS	TK	S	A	FF	FR	S	A
2018	Bears	1	0	0	0	0	0	0	0.0	0.0	0	0	0	0	0	0	0	0	0	0	0	0	0	0	0	0	0
2020	Bears	0	0	0	0	0	0	0	0.0	0.0	0	0	0	0	0	0	0	0	0	0	0	0	0	0	0	0	0
NFL TOTALS		1	0	0	0	0	0	0	0.0	0.0	0	0	0	0	0	0	0	0	0	0	0	0	0	0	0	0	0

SINGLE-GAME HIGHS: DEFENSIVE

Total Tackles 5 at Houston Texans, Sep 12, 2021
5 at Los Angeles Rams, Nov 17, 2019

Sacks 1.5 vs. Minnesota Vikings, Sep 29, 2019
1.0 vs. Green Bay Packers, Sep 05, 2019
...4 more at 1.0.

Passes Defensed 1 at Detroit Lions, Nov 28, 2019
1 at Philadelphia Eagles, Nov 03, 2019
...4 more at 1.

Tackles For Loss 2 vs. Green Bay Packers, Sep 05, 2019
1 at Los Angeles Rams, Oct 26, 2020
...6 more at 1.

Special Teams Tackles 1 at Baltimore Ravens, Oct 15, 2017

Special Teams Fumble Recoveries 1 vs. Atlanta Falcons, Sep 10, 2017

2021 GAME-BY-GAME REGULAR-SEASON STATISTICS (JAGUARS)

			TACKLES								INTERCEPTIONS					O. FUMB				ST					MISC			
DATE	OPPONENT	P/S	TK	S	A	SK	YDS	TFL	YDS	QBH	NO	YDS	LG	TD	PD	FF	FR	TD	YDS	TK	S	A	FF	FR	S	A	W/L	SCORE
09/12	at Texans	S	5	2	3	0.0	0.0	0	0	1	0	0	0	0	0	0	0	0	0	0	0	0	0	0	0	0	L	21-37
09/19	Broncos	S	2	2	0	0.0	0.0	0	0	0	0	0	0	0	0	0	0	0	0	0	0	0	0	0	0	0	L	13-23
09/26	Cardinals												INACTIVE														L	19-31
09/30	at Bengals												INACTIVE														L	21-24
10/10	Titans												INACTIVE														L	19-37
10/17	Dolphins	S	1	0	1	0.0	0.0	0	0	0	0	0	0	0	0	0	0	0	0	0	0	0	0	0	0	0	W	23-20
10/31	at Seahawks	P	1	0	1	0.0	0.0	0	0	0	0	0	0	0	0	0	0	0	0	0	0	0	0	0	0	0	L	7-31
2021 TOTALS		**4-3**	**9**	**4**	**5**	**0.0**	**0.0**	**0**	**0**	**1**	**0**	**0**	**0**	**0**	**0**	**0**	**0**	**0**	**0**	**0**	**0**	**0**	**0**	**0**	**0**	**1-6**	

2020 GAME-BY-GAME REGULAR-SEASON STATISTICS (BEARS)

			TACKLES								INTERCEPTIONS					O. FUMB				ST					MISC			
DATE	OPPONENT	P/S	TK	S	A	SK	YDS	TFL	YDS	QBH	NO	YDS	LG	TD	PD	FF	FR	TD	YDS	TK	S	A	FF	FR	S	A	W/L	SCORE
09/13	at Lions	S	1	1	0	0.0	0.0	0	0	2	0	0	0	0	0	0	0	0	0	0	0	0	0	0	0	0	W	27-23
09/20	Giants	S	1	1	0	0.0	0.0	0	0	0	0	0	0	0	0	0	0	0	0	0	0	0	0	0	0	0	W	17-13
09/27	at Falcons	S	2	1	1	0.0	0.0	0	0	1	0	0	0	0	0	0	0	0	0	0	0	0	0	0	0	0	W	30-26
10/04	Colts	S	1	1	0	0.0	0.0	0	0	0	0	0	0	0	0	0	0	0	0	0	0	0	0	0	0	0	L	11-19
10/08	Buccaneers	P	2	1	1	0.0	0.0	0	0	1	0	0	0	0	0	0	0	0	0	0	0	0	0	0	0	0	W	20-19
10/18	at Panthers	P	1	1	0	0.0	0.0	0	0	0	0	0	0	0	0	0	0	0	0	0	0	0	0	0	0	0	W	23-16
10/26	at Rams	S	1	1	0	0.0	0.0	1	5	1	0	0	0	0	0	0	0	0	0	0	0	0	0	0	0	0	L	10-24
11/01	Saints	S	1	0	1	0.0	0.0	0	0	0	0	0	0	0	0	0	0	0	0	0	0	0	0	0	0	0	L	23-26+
11/08	at Titans												ON INACTIVE LIST														L	17-24
11/16	Vikings												INJURED RESERVE														L	13-19
11/29	at Packers												INJURED RESERVE														L	25-41
12/06	Lions												INJURED RESERVE														L	30-34
12/13	Texans												INJURED RESERVE														W	36-7
12/20	at Vikings												INJURED RESERVE														W	33-27
12/27	at Jaguars												INJURED RESERVE														W	41-17
01/03	Packers												INJURED RESERVE														L	16-35
2020 TOTALS		**8-6**	**10**	**7**	**3**	**0.0**	**0.0**	**1**	**5**	**5**	**0**	**0**	**0**	**0**	**0**	**0**	**0**	**0**	**0**	**0**	**0**	**0**	**0**	**0**	**0**	**0**	**8-8**	

+ - Overtime

2020 GAME-BY-GAME POSTSEASON STATISTICS (BEARS)

			TACKLES								INTERCEPTIONS					O. FUMB				ST					MISC			
DATE	OPPONENT	P/S	TK	S	A	SK	YDS	TFL	YDS	QBH	NO	YDS	LG	TD	PD	FF	FR	TD	YDS	TK	S	A	FF	FR	S	A	W/L	SCORE
01/10	at Saints												INJURED RESERVE														L	9-21
2020 TOTALS			**0**	**0**	**0**	**0.0**	**0.0**	**0**	**0**	**0**	**0**	**0**	**0**	**0**	**0**	**0**	**0**	**0**	**0**	**0**	**0**	**0**	**0**	**0**	**0**	**0**	**0-1**	

CAM ROBINSON | 74

POSITION: OFFENSIVE LINEMAN
HT: 6-6 | **WT:** 335 | **DOB:** 10-9-1995
COLLEGE: ALABAMA
HOMETOWN: WEST MONROE, LA.
ACQ: D2-'17
EXP: 5th YEAR

@crobinson_68
@_crob68

KEY TRANSACTIONS

- Originally drafted by Jacksonville in the second round (34th overall) of the 2017 draft on choice obtained from Seattle for Jaguars' second-round (35th) and sixth-round (187th overall) picks
- Jacksonville placed the franchise tag on Robinson on 3/9/21

PRO

2021 (Jaguars)

- **10/31 at SEA:** Started at left tackle and played all 76 offensive snaps
- **10/17 vs. MIA:** Started at left tackle and played all 66 offensive snaps
- **10/10 vs. TEN:** Started at left tackle and helped RB James Robinson rush for a career-high 149 yards
- **9/30 at CIN:** Started at left tackle and played all 56 offensive snaps
- **9/26 vs. ARI:** Started at left tackle and helped the offense rush for 159 yards on 29 attempts... Briefly left the game with a shoulder injury but returned to finish the contest
- **9/19 vs. DEN:** Started at left tackle and played in all 56 offensive snaps
- **9/12 at HOU:** Started at left tackle and appeared in all 74 offensive snaps

2020 (Jaguars)

- Started all 16 games in which he appeared at left tackle... Part of an offensive line that helped rookie RB James Robinson tally the most scrimmage yards (1,414) and the second-most rushing yards (1,070) by an undrafted rookie in NFL history
- **9/20 at TEN:** Started at left tackle and helped the team rush for 165 yards

2019 (Jaguars)

- Saw action and started in 14 games at left tackle after missing the first two weeks of the season with a knee injury... Part of an offensive line that helped RB Leonard Fournette gain 1,674 yards from scrimmage... Fournette became the only Jaguars player since 2011 to post at least 1,500 scrimmage yards in a single season... Winner of the 2019 Ed Block Courage Award
- **9/29 at DEN:** Started and aided in RB Leonard Fournette's career-high 225 yards rushing and an average of 7.1 yards per carry... The team finished with 269 total net rushing yards, the second-most in franchise history
- **10/6 at CAR:** Started at left tackle, helping RB Leonard Fournette eclipse the 100-yard mark in back-to-back games for the first time since Fournette's rookie season in 2017

2018 (Jaguars)

- Started in the first two games of the season before having his 2018 campaign end early due to a knee injury

2017 (Jaguars)

- Part of an offensive line that helped the team lead the league in rushing for the first time in franchise history and allowed a franchise-low 24 sacks
- **9/10 at HOU:** Made his NFL debut and started at left tackle and helped pave the way for the team to rush for 155 yards... Did not allow a sack
- **1/14 at PIT:** Started and helped the team rush for 164 yards and did not allow a sack

COLLEGE

- Started all 43 games at left tackle during his three seasons in Tuscaloosa
- Paved the way for 28 100-yard rushing performances
- Unanimous All-American and Outland Trophy winner, given annually to the nation's top interior lineman on offense or defense, in 2015
- Named First-Team All-SEC by both the conference coaches and the Associated Press
- Earned Freshman All-American honors by Sporting News and the Football Writers Association of America

PERSONAL

- Played at West Monroe (Louisiana) High School for Head Coach Jerry Arledge
- First-Team All-USA selection by the USA Today
- Rated as the No. 2 player in the nation by Scout.com
- ESPN rated him the No. 1 offensive tackle, No. 2 player in the state and No. 2 prospect in the ESPN 300

CAM ROBINSON'S NFL REGULAR SEASON STATISTICS

DATE	TEAM	GP	GS
2017	Jaguars	15	15
2018	Jaguars	2	2
2019	Jaguars	14	14
2020	Jaguars	16	16
2021	Jaguars	7	7
NFL TOTALS		**54**	**54**

CAM ROBINSON'S NFL POSTSEASON STATISTICS

DATE	TEAM	GP	GS
2017	Jaguars	3	3
NFL TOTALS		**3**	**3**

2021 GAME-BY-GAME REGULAR-SEASON STATISTICS (JAGUARS)

DATE	OPPONENT	P/S	W/L	SCORE
09/12	at Texans	S	L	21-37
09/19	Broncos	S	L	13-23
09/26	Cardinals	S	L	19-31
09/30	at Bengals	S	L	21-24
10/10	Titans	S	L	19-37
10/17	Dolphins	S	W	23-20
10/31	at Seahawks	S	L	7-31
2021 TOTALS		**7-7**	**1-6**	

2020 GAME-BY-GAME REGULAR-SEASON STATISTICS (JAGUARS)

DATE	OPPONENT	P/S	W/L	SCORE
09/13	Colts	S	W	27-20
09/20	at Titans	S	L	30-33
09/24	Dolphins	S	L	13-31
10/04	at Bengals	S	L	25-33
10/11	at Texans	S	L	14-30
10/18	Lions	S	L	16-34
10/25	at Chargers	S	L	29-39
11/08	Texans	S	L	25-27
11/15	at Packers	S	L	20-24
11/22	Steelers	S	L	3-27
11/29	Browns	S	L	25-27
12/06	at Vikings	S	L	24-27+
12/13	Titans	S	L	10-31
12/20	at Ravens	S	L	14-40
12/27	Bears	S	L	17-41
01/03	at Colts	S	L	14-28
2020 TOTALS		**16-16**	**1-15**	

+ - Overtime

JAMES ROBINSON | 25

POSITION: RUNNING BACK
HT: 5-9 | **WT:** 220 | **DOB:** 8-9-1998
COLLEGE: ILLINOIS STATE
HOMETOWN: ROCKFORD, ILL.
ACQ: FA-'20
EXP: 2nd YEAR

@Robinson_jamess

@james_robinson25

KEY TRANSACTIONS

- Originally signed by Jacksonville as a rookie free agent on 4/28/20

PRO

2021 (Jaguars)

- **10/31 at SEA:** Started at running back and recorded 22 yards rushing on four attempts and one catch for 17 yards... Left the game in the second quarter with an ankle injury
- **10/17 vs. MIA:** Named the "Man of the Match" after posting 73 rushing yards on 17 carries and caught three passes for 28 yards, marking the 10th 100-yard scrimmage game of his career... Scored a rushing TD in fourth consecutive game, becoming the first Jaguars player to do so since RB Maurice Jones-Drew scored a rushing TD in five consecutive games in 2009
- **10/10 vs. TEN:** Finished with a career-high 149 rushing yards and one TD, marking the fifth 100-yard rushing game of his career... Recorded 110 rushing yards in the first half, the most by a Jaguars player in one half since RB Maurice Jones-Drew registered 118 rushing yards in the first half against Indianapolis on Dec. 10, 2006
- **9/30 at CIN:** Started at running back and recorded 78 yards and 2 TDs on 18 rushing attempts, marking the third multi-TD game of his career... Robinson is the fourth player in Jaguars history to record at least three multi-TD games through his first 18 games, joining RBs Fred Taylor, Maurice Jones-Drew and Leonard Fournette... Has totaled four rushing TDs on Thursday Night Football, the most of any player in franchise history
- **9/26 vs. ARI:** Started at running back and finished with a season-high 134 scrimmage yards (88 rushing and 46 receiving yards), marking his 17th consecutive game with at least 50 scrimmage yards... Joined RBs Fred Taylor and Leonard Fournette as the only players in franchise history with at least 1,500 scrimmage yards (1,562) through 17 career games
- **9/19 vs. DEN:** Started at running back and finished the game with 47 rushing yards on 11 attempts... Also collected three receptions for 17 yards... Recorded 64 scrimmage yards... Robinson joined the following running backs as the only players in NFL history to tally at least 50 scrimmage yards in their first 16 career games: Saquon Barkley, Le'Veon Bell, Ezekiel Elliot, Matt Forte, Eddie George, Edgerrin James, Marshawn Lynch, Alfred Morris and LaDanian Tomlinson.... His streak of 16 games with at least 50 scrimmage yards is the fourth-longest active streak in the NFL
- **9/12 at HOU:** Started at running back and finished the game with 25 rushing yards on five attempts... Also collected three receptions for 29 yards... Robinson has 1,468 career scrimmage yards and joined RB Fred Taylor as the only players in franchise history with at least 1,450 scrimmage yards through 15 career games
- He is one of 10 running backs in NFL to record at least 50 scrimmage every game in their first 15 games

2020 (Jaguars)

- His 1,414 scrimmage yards are the most scrimmage yards by an undrafted rookie in NFL history while his 1,070 rushing yards rank second
- Became the fourth undrafted rookie, and the fastest to do so, to total 1,000 rushing yards in NFL history
- **9/13 vs. IND:** Became the first undrafted rookie running back to start on Kickoff Weekend since 1990... Rushed 16 times for 62 yards and added one reception for 28 yards... His 90 scimmage yards were the sixth-most ever by an undrafted rookie on Kickoff Weekend
- **9/20 at TEN:** Rushed 16 times for 102 yards (6.4 avg.) and his first NFL TD... Added three receptions for 18 yards... Became the second undrafted rookie since 1988 to post at least 100 scrimmage yards and a rushing TD in his first or second career game (Colts RB James Mungro, 11/10/02)
- **10/25 at LAC:** Posted 137 scrimmage yards (119 rushing, 18 receiving), one rushing TD and one receiving TD, including a 4-yard TD run and a 9-yard TD catch
- **11/29 vs. CLE:** Started at running back and produced his fourth 100-yard rushing game of the season, amassing 128 yards on 22 attempts (5.82 rush avg.) and one TD... Added five receptions for 31 yards

COLLEGE

- Played in 46 games and finished career ranked No. 2 in the ISU record books in rushing yards (4,444), rushing TDs (44), all-purpose yards (5,218) and total TDs scored (46)
- Accumulated 136 total yards (80 rushing, 56 receiving) at the East-West Shrine Bowl, including a 63-yard rushing TD
- Named a consensus First-Team FCS All-American after leading the MVFC in rushing yards (1,899), yards per game (126.6) and TDs (16) in 2019
- Named Phil Steele First-Team All-American selection in 2018 after leading the MVC with 1,290 rushing yards and scoring 13 TDs
- Played in 11 games with the Redbirds in 2017 and ranked second in the MVFC and No. 11 in the FCS in rushing TDs (12) and third in the MVFC in yards (933)
- Appeared in nine games as a freshman, making two starts and rushed for 322 yards

PERSONAL

- Four-year starter at Lutheran (Rockford, Ill.) High School, where he was also a standout in basketball

JAMES ROBINSON'S NFL REGULAR SEASON RUSHING/RECEIVING STATISTICS

				RUSHING					RECEIVING				
DATE	TEAM	GP	GS	NO.	YDS.	AVG.	LG	TD	NO.	YDS.	AVG.	LG	TD
2020	Jaguars	14	14	240	1,070	4.5	47	7	49	344	7.0	28	3
2021	Jaguars	7	7	88	482	5.5	58	5	18	133	7.4	17	0
NFL TOTALS		**21**	**21**	**328**	**1,552**	**4.7**	**58**	**12**	**67**	**477**	**7.1**	**28**	**3**

JAMES ROBINSON'S NFL REGULAR SEASON RETURN STATISTICS

		KICKOFF RETURNS					PUNT RETURNS					
DATE	TEAM	RET.	YDS.	AVG.	LG	TD	NO.	FC	YDS.	AVG.	LG	TD
2020	Jaguars	0	0	0.0	0	0	0	0	0	0.0	0	0
2021	Jaguars	0	0	0.0	0	0	0	0	0	0.0	0	0
NFL TOTALS		0	0	0.0	0	0	0	0	0	0.0	0	0

SINGLE-GAME HIGHS: RUSHING/RECEIVING

Rush Attempts 25 vs. Houston Texans, Nov 08, 2020
23 at Green Bay Packers, Nov 15, 2020

Rushing Yards 149 vs. Tennessee Titans, Oct 10, 2021
128 vs. Cleveland Browns, Nov 29, 2020

Longest Runs 58 vs. Tennessee Titans, Oct 10, 2021
47 vs. Tennessee Titans, Dec 13, 2020

Rushing TDs 2 at Cincinnati Bengals, Sep 30, 2021
2 vs. Miami Dolphins, Sep 24, 2020

Receptions 6 vs. Arizona Cardinals, Sep 26, 2021
6 at Minnesota Vikings, Dec 06, 2020
...1 more at 6.

Receiving Yards 83 vs. Miami Dolphins, Sep 24, 2020
46 vs. Arizona Cardinals, Sep 26, 2021

Longest Receptions 28 vs. Indianapolis Colts, Sep 13, 2020
24 vs. Miami Dolphins, Sep 24, 2020

Receiving TDs 1 at Baltimore Ravens, Dec 20, 2020
1 at Los Angeles Chargers, Oct 25, 2020
...1 more at 1.

All-Purpose Yards 159 vs. Cleveland Browns, Nov 29, 2020
147 vs. Tennessee Titans, Oct 10, 2021

Miscellaneous Tackles 2 at Houston Texans, Sep 12, 2021
1 vs. Pittsburgh Steelers, Nov 22, 2020

Most TDs 2 at Cincinnati Bengals, Sep 30, 2021
2 at Los Angeles Chargers, Oct 25, 2020
...1 more at 2.

Rushing Average 8.3 vs. Tennessee Titans, Oct 10, 2021
6.4 at Tennessee Titans, Sep 20, 2020

Receiving Average 13.8 vs. Miami Dolphins, Sep 24, 2020
9.7 at Houston Texans, Sep 12, 2021

100-YARD RUSHING GAMES (5): REGULAR SEASON

DATE	TEAM	ATT.	YDS.	AVG.	LG	TD
09/20/20	at Titans	16	102	6.4	39	1
10/25/20	at Chargers	22	119	5.4	22	1
11/15/20	at Packers	23	109	4.7	20	0
11/29/20	BROWNS	22	128	5.8	27	1
10/10/21	TITANS	18	149	8.3	58	1

2021 GAME-BY-GAME REGULAR-SEASON STATISTICS (JAGUARS)

			RUSHING					RECEIVING						
DATE	OPPONENT	P/S	NO.	YDS.	AVG.	LG	TD	NO.	YDS.	AVG.	LG	TD	W/L	SCORE
09/12	at Texans	S	5	25	5.0	7	0	3	29	9.7	15	0	L	21-37
09/19	Broncos	S	11	47	4.3	12	0	3	17	5.7	13	0	L	13-23
09/26	Cardinals	S	15	88	5.9	21	1	6	46	7.7	13	0	L	19-31
09/30	at Bengals	S	18	78	4.3	20	2	1	-2	-2.0	-2	0	L	21-24
10/10	Titans	S	18	149	8.3	58	1	1	-2	-2.0	-2	0	L	19-37
10/17	Dolphins	S	17	73	4.3	24	1	3	28	9.3	11	0	W	23-20
10/31	at Seahawks	S	4	22	5.5	14	0	1	17	17.0	17	0	L	7-31
2021 TOTALS		7-7	88	482	5.5	58	5	18	133	7.4	17	0	1-6	

2020 GAME-BY-GAME REGULAR-SEASON STATISTICS (JAGUARS)

			RUSHING					RECEIVING						
DATE	OPPONENT	P/S	NO.	YDS.	AVG.	LG	TD	NO.	YDS.	AVG.	LG	TD	W/L	SCORE
09/13	Colts	S	16	62	3.9	12	0	1	28	28.0	28	0	W	27-20
09/20	at Titans	S	16	102	6.4	39	1	3	18	6.0	6	0	L	30-33
09/24	Dolphins	S	11	46	4.2	11t	2	6	83	13.8	24	0	L	13-31
10/04	at Bengals	S	17	75	4.4	14	0	4	32	8.0	14	0	L	25-33
10/11	at Texans	S	13	48	3.7	14	0	5	22	4.4	7	0	L	14-30
10/18	Lions	S	12	29	2.4	8	0	4	24	6.0	14t	1	L	16-34
10/25	at Chargers	S	22	119	5.4	22	1	4	18	4.5	9t	1	L	29-39
11/08	Texans	S	25	99	4.0	12	1	0	0	0.0	0	0	L	25-27
11/15	at Packers	S	23	109	4.7	20	0	2	3	1.5	2	0	L	20-24
11/22	Steelers	S	17	73	4.3	18	0	2	21	10.5	15	0	L	3-27
11/29	Browns	S	22	128	5.8	27	1	5	31	6.2	14	0	L	25-27
12/06	at Vikings	S	18	78	4.3	15	1	6	30	5.0	8	0	L	24-27+
12/13	Titans	S	12	67	5.6	47	0	4	16	4.0	9	0	L	10-31
12/20	at Ravens	S	16	35	2.2	11	0	3	18	6.0	17t	1	L	14-40
12/27	Bears					ON INACTIVE LIST							L	17-41
01/03	at Colts					ON INACTIVE LIST							L	14-28
2020 TOTALS		14-14	240	1,070	4.5	47	7	49	344	7.0	28	3	1-15	

+ - Overtime



CHAPELLE RUSSELL | 49

POSITION: LINEBACKER
HT: 6-2 | **WT:** 236 | **DOB:** 1-20-1997
COLLEGE: TEMPLE
HOMETOWN: LAKEWOOD TOWNSHIP, N.J.
ACQ: W (T.B.)-'20
EXP: 2nd YEAR

KEY TRANSACTIONS

- Originally selected by Tampa Bay in the seventh round (241st overall) of the 2020 Draft
- Claimed off waivers by Jacksonville on 1/11/21

PRO

2021 (Jaguars)

- **10/31 at SEA:** Saw action on special teams
- **10/17 vs. MIA:** Saw action on defense and special teams... Totaled four tackles (two solo)
- **10/10 vs. TEN:** Saw action on defense and special teams... Played a team-high 18 special teams snaps
- **9/30 at CIN:** Saw action on special teams
- **9/26 vs. ARI:** Saw action on special teams
- **9/19 vs. DEN:** Saw action on 17 special teams snaps
- **9/12 at HOU:** Appeared on special teams and assisted on one tackle

2020 (Buccaneers)

- Spent majority of the season as a member of the practice squad

COLLEGE

- Played in 45 games, recording 238 total tackles, 19.5 tackles for loss, 10 passes defensed, six fumble recoveries, three forced fumbles and 3.0 sacks
- Started all 13 games as a senior and finished with 73 total tackles, nine tackles for loss and three passes defensed
- As a junior in 2018 he led the NCAA in fumble recoveries with five, also had 70 total tackles and 1.5 sacks

PERSONAL

- Attended Lakewood High School
- Named to All-Class B South Team as a senior
- Has one brother named Anthony
- Born Chapelle Cook... Took his father's last name after high school

CHAPELLE RUSSELL'S NFL REGULAR SEASON DEFENSIVE STATISTICS

				TACKLES								INTERCEPTIONS					O. FUMB				ST					MISC	
DATE	TEAM	GP	GS	TK	S	A	TFL	YDS	SK	YDS	QBH	NO	YDS	LG	TD	PD	FF	FR	TD	YDS	TK	S	A	FF	FR	S	A
2020	Buccaneers	11	0	0	0	0	0	0	0.0	0.0	0	0	0	0	0	0	0	0	0	0	0	0	0	0	0	0	0
2021	Jaguars	7	0	4	2	2	0	0	0.0	0.0	0	0	0	0	0	0	0	0	0	0	1	0	1	0	0	0	0
NFL TOTALS		**18**	**0**	**4**	**2**	**2**	**0**	**0**	**0.0**	**0.0**	**0**	**0**	**0**	**0**	**0**	**0**	**0**	**0**	**0**	**0**	**1**	**0**	**1**	**0**	**0**	**0**	**0**

CHAPELLE RUSSELL'S NFL POSTSEASON DEFENSIVE STATISTICS

				TACKLES								INTERCEPTIONS					O. FUMB				ST					MISC	
DATE	TEAM	GP	GS	TK	S	A	TFL	YDS	SK	YDS	QBH	NO	YDS	LG	TD	PD	FF	FR	TD	YDS	TK	S	A	FF	FR	S	A
2020	Buccaneers	0	0	0	0	0	0	0	0.0	0.0	0	0	0	0	0	0	0	0	0	0	0	0	0	0	0	0	0
NFL TOTALS		**0**	**0**	**0**	**0**	**0**	**0**	**0**	**0.0**	**0.0**	**0**	**0**	**0**	**0**	**0**	**0**	**0**	**0**	**0**	**0**	**0**	**0**	**0**	**0**	**0**	**0**	**0**

SINGLE-GAME HIGHS: DEFENSIVE

Total Tackles 4 vs. Miami Dolphins, Oct 17, 2021

Special Teams Tackles 1 at Houston Texans, Sep 12, 2021

2021 GAME-BY-GAME REGULAR-SEASON STATISTICS (JAGUARS)

			TACKLES								INTERCEPTIONS					O. FUMB				ST					MISC			
DATE	OPPONENT	P/S	TK	S	A	SK	YDS	TFL	YDS	QBH	NO	YDS	LG	TD	PD	FF	FR	TD	YDS	TK	S	A	FF	FR	S	A	W/L	SCORE
09/12	at Texans	P	0	0	0	0.0	0.0	0	0	0	0	0	0	0	0	0	0	0	0	1	0	1	0	0	0	0	L	21-37
09/19	Broncos	P	0	0	0	0.0	0.0	0	0	0	0	0	0	0	0	0	0	0	0	0	0	0	0	0	0	0	L	13-23
09/26	Cardinals	P	0	0	0	0.0	0.0	0	0	0	0	0	0	0	0	0	0	0	0	0	0	0	0	0	0	0	L	19-31
09/30	at Bengals	P	0	0	0	0.0	0.0	0	0	0	0	0	0	0	0	0	0	0	0	0	0	0	0	0	0	0	L	21-24
10/10	Titans	P	0	0	0	0.0	0.0	0	0	0	0	0	0	0	0	0	0	0	0	0	0	0	0	0	0	0	L	19-37
10/17	Dolphins	P	4	2	2	0.0	0.0	0	0	0	0	0	0	0	0	0	0	0	0	0	0	0	0	0	0	0	W	23-20
10/31	at Seahawks	P	0	0	0	0.0	0.0	0	0	0	0	0	0	0	0	0	0	0	0	0	0	0	0	0	0	0	L	7-31
2021 TOTALS		**7-0**	**4**	**2**	**2**	**0.0**	**0.0**	**0**	**0**	**0**	**0**	**0**	**0**	**0**	**0**	**0**	**0**	**0**	**0**	**1**	**0**	**1**	**0**	**0**	**0**	**0**	**1-6**	

2020 GAME-BY-GAME REGULAR-SEASON STATISTICS (BUCCANEERS)

			TACKLES								INTERCEPTIONS					O. FUMB				ST					MISC			
DATE	OPPONENT	P/S	TK	S	A	SK	YDS	TFL	YDS	QBH	NO	YDS	LG	TD	PD	FF	FR	TD	YDS	TK	S	A	FF	FR	S	A	W/L	SCORE
09/13	at Saints											DID NOT PLAY															L	23-34
09/20	Panthers											PRACTICE SQUAD															W	31-17
09/27	at Broncos											PRACTICE SQUAD															W	28-10
10/04	Chargers											PRACTICE SQUAD															W	38-31
10/08	at Bears											PRACTICE SQUAD															L	19-20
10/18	Packers											PRACTICE SQUAD															W	38-10
10/25	at Raiders											PRACTICE SQUAD															W	45-20
11/02	at Giants											PRACTICE SQUAD															W	25-23
11/08	Saints											PRACTICE SQUAD															L	3-38
11/15	at Panthers											PRACTICE SQUAD															W	46-23
11/23	Rams											PRACTICE SQUAD															L	24-27
11/29	Chiefs	P	0	0	0	0.0	0.0	0	0	0	0	0	0	0	0	0	0	0	0	0	0	0	0	0	0	0	L	24-27
12/13	Vikings											PRACTICE SQUAD															W	26-14
12/20	at Falcons	P	0	0	0	0.0	0.0	0	0	0	0	0	0	0	0	0	0	0	0	0	0	0	0	0	0	0	W	31-27
12/26	at Lions	P	0	0	0	0.0	0.0	0	0	0	0	0	0	0	0	0	0	0	0	0	0	0	0	0	0	0	W	47-7
01/03	Falcons	P	0	0	0	0.0	0.0	0	0	0	0	0	0	0	0	0	0	0	0	0	0	0	0	0	0	0	W	44-27
2020 TOTALS		**4-0**	**0**	**0**	**0**	**0.0**	**0.0**	**0**	**0**	**0**	**0**	**0**	**0**	**0**	**0**	**0**	**0**	**0**	**0**	**0**	**0**	**0**	**0**	**0**	**0**	**0**	**11-5**	

2020 GAME-BY-GAME POSTSEASON STATISTICS (BUCCANEERS)

			TACKLES								INTERCEPTIONS					O. FUMB				ST					MISC			
DATE	OPPONENT	P/S	TK	S	A	SK	YDS	TFL	YDS	QBH	NO	YDS	LG	TD	PD	FF	FR	TD	YDS	TK	S	A	FF	FR	S	A	W/L	SCORE
01/09	at Washington											DID NOT PLAY															W	31-23
01/17	at Saints											DID NOT PLAY															W	30-20
01/24	at Packers											DID NOT PLAY															W	31-26
02/07	Chiefs											DID NOT PLAY															W	31-9
2020 TOTALS			**0**	**0**	**0**	**0.0**	**0.0**	**0**	**0**	**0**	**0**	**0**	**0**	**0**	**0**	**0**	**0**	**0**	**0**	**0**	**0**	**0**	**0**	**0**	**0**	**0**	**4-0**	

TYLER SHATLEY | 69

POSITION: OFFENSIVE LINEMAN
HT: 6-3 | **WT:** 305 | **DOB:** 5-5-1991
COLLEGE: CLEMSON
HOMETOWN: ICARD, N.C.
ACQ: FA-'14
EXP: 8th YEAR

@tyler_shatley
@tyler.shatley

KEY TRANSACTIONS

- Originally signed by Jacksonville as an undrafted rookie on 5/12/14
- Re-signed with Jacksonville on 3/29/19

PRO

2021 (Jaguars)

- **10/31 at SEA:** Started at center and played all 76 offensive snaps
- **10/17 vs. MIA:** Started at center and played all 66 offensive snaps
- **10/10 vs. TEN:** Saw action on offense and special teams... Replaced Brandon Linder at center after he left the game in the fourth quarter with a knee injury
- **9/30 at CIN:** Saw action on special teams
- **9/26 vs. ARI:** Saw action on special teams
- **9/19 vs. DEN:** Played in three special teams snaps
- **9/12 at HOU:** Appeared on special teams

2020 (Jaguars)

- Appeared in all 16 games, making 10 starts along the offensive line... Part of an offensive line that helped rookie RB James Robinson tally the most scrimmage yards (1,414) and the second-most rushing yards (1,070), by an undrafted rookie in NFL history
- **9/20 at TEN:** Saw action at center, replacing OL Brandon Linder after he left the game with a knee injury in the third quarter, and on special teams... Helped the team rush for 165 yards

2019 (Jaguars)

- Appeared in all 16 games, primarily assisting on special teams

2018 (Jaguars)

- Stepped in as the starting center after OL Brandon Linder was placed on injured reserve prior to Week 11

2017 (Jaguars)

- Part of an offensive line that helped the team lead the league in rushing for the first time in franchise history and allowed a franchise-low 24 sacks
- **11/5 vs. CIN:** Started at center and helped the team rush for 149 yards... Part of a unit that did not allow a sack for the third time this season

2016 (Jaguars)

- Made two starts at center and two at left guard while seeing action in all 16 games

2015 (Jaguars)

- Saw action in 13 games, primarily on special teams

2014 (Jaguars)

- Earned spot on opening day roster after joining club as a rookie free agent... Was inactive for 15 games

COLLEGE

- Began his career as a fullback for the Tigers, before moving to the defensive line in 2010 and the offensive line in the spring of 2012
- Played in 51 games with 27 starts
- Started 25 games on offense over his final two seasons and registered 60 knockdowns on 1,776 snaps
- As a senior in 2013, was a team captain and earned Third-Team All-ACC honors
- As a junior in 2013, named a Strength & Conditioning All-American by the NSCA
- Graduated with a degree in civil engineering

PERSONAL

- Attended East Burke (Icard, N.C.) High School where he was the No. 3 rated fullback in the nation by Tom Lemming
- Did not play on the offensive line in high school
- As a fullback, had 2,000 rushing yards and 31 TDs in his junior and senior seasons
- Also served as the team's punter and averaged 40.7 yards per punt
- Full name is Christian Tyler Shatley
- He and his wife, Natalie, have a son, Boone, and a daughter, Sutton
- Is an avid fisherman

TYLER SHATLEY'S NFL REGULAR SEASON STATISTICS

DATE	TEAM	GP	GS
2014	Jaguars	1	0
2015	Jaguars	13	0
2016	Jaguars	16	4
2017	Jaguars	16	4
2018	Jaguars	16	7
2019	Jaguars	16	0
2020	Jaguars	16	10
2021	Jaguars	7	2
NFL TOTALS		**101**	**27**

TYLER SHATLEY'S NFL POSTSEASON STATISTICS

DATE	TEAM	GP	GS
2017	Jaguars	3	0
NFL TOTALS		**3**	**0**

2021 GAME-BY-GAME REGULAR-SEASON STATISTICS (JAGUARS)

DATE	OPPONENT	P/S	W/L	SCORE
09/12	at Texans	P	L	21-37
09/19	Broncos	P	L	13-23
09/26	Cardinals	P	L	19-31
09/30	at Bengals	P	L	21-24
10/10	Titans	P	L	19-37
10/17	Dolphins	S	W	23-20
10/31	at Seahawks	S	L	7-31
2021 TOTALS		**7-2**	**1-6**	

2020 GAME-BY-GAME REGULAR-SEASON STATISTICS (JAGUARS)

DATE	OPPONENT	P/S	W/L	SCORE
09/13	Colts	P	W	27-20
09/20	at Titans	P	L	30-33
09/24	Dolphins	S	L	13-31
10/04	at Bengals	S	L	25-33
10/11	at Texans	P	L	14-30
10/18	Lions	P	L	16-34
10/25	at Chargers	S	L	29-39
11/08	Texans	P	L	25-27
11/15	at Packers	S	L	20-24
11/22	Steelers	P	L	3-27
11/29	Browns	S	L	25-27
12/06	at Vikings	S	L	24-27+
12/13	Titans	S	L	10-31
12/20	at Ravens	S	L	14-40
12/27	Bears	S	L	17-41
01/03	at Colts	S	L	14-28
2020 TOTALS		**16-10**	**1-15**	

+ - Overtime

LAVISKA SHENAULT JR. | 10

POSITION: WIDE RECEIVER
HT: 6-1 | **WT:** 220 | **DOB:** 10-5-1998
COLLEGE: COLORADO
HOMETOWN: DESOTO, TEXAS
ACQ: D2-'20
EXP: 2nd YEAR

@Viska2live
@hunchoviska

KEY TRANSACTIONS

- Originally drafted by Jacksonville in the second round (42nd overall) of the 2020 draft

PRO

2021 (Jaguars)

- **10/31 at SEA:** Started at wide receiver and recorded two receptions for 13 yards and one rushing attempt for 8 yards
- **10/17 vs. MIA:** Started at wide receiver and recorded six receptions for 54 yards... His 9-yard reception with 1 second left set up the game winning 53-yard field goal by K Matthew Wright
- **10/10 vs. TEN:** Started at wide receiver and hauled in one catch for a career-long 58 yards
- **9/30 at CIN:** Started at wide receiver and had team-highs in both receptions (six) and receiving yards (99)... Hauled in a 52-yard pass at the end of the second quarter which was the longest reception of his career and the longest completion of Trevor Lawrence's career... Added an 11-yard rush, marking the first 100-yard scrimmage game of his career
- **9/26 vs. ARI:** Saw action on offense and recorded four catches for 48 yards
- **9/19 vs. DEN:** Saw action at wide receiver and hauled in two receptions
- **9/12 at HOU:** Saw action at wide receiver and recorded a team-high seven receptions for 50 yards... Also added one rush for 9 yards... With seven receptions in the game, became the fastest player (15 games) to reach 60 receptions in franchise history... After his 9-yard carry in the second quarter, he became the fourth wide receiver in franchise history to reach 100 rushing yards for his career and the fastest (15 games) wide receiver to 100 rushing yards in team history

2020 (Jaguars)

- Appeared in 14 games during his rookie campaign, making 12 starts... Notched a team-high 58 receptions for 600 yards (10.3 rec. avg.) and five receiving TDs... Also ran 18 times for 91 yards (5.1 rush avg.), the most by a rookie wide receiver in franchise history... His 58 receptions and five receiving TDs are the second-most by a Jaguars rookie in franchise history while his 600 receiving yards rank as the fourth-most
- **9/13 vs. IND:** Started at wide receiver in his NFL debut and posted three receptions for 37 yards and one TD... Only rookie wide receiver to catch a TD pass in Week 1
- **12/6 at MIN:** Started at wide receiver, recording three receptions for 38 yards (12.7 rec. avg.) and one TD... Also rushed twice for 30 yards, becoming the first wide receiver in franchise history to record 30+ rushing yards, 30+ receiving yards and one TD in the first half of a game
- **1/3 at IND:** Started at wide receiver, bringing in six receptions for 68 yards (11.3 rec. avg.) and two TDs, becoming the third rookie in franchise history to post at least two receiving TDs in the same game, joining Allen Hurns (2014) and Zach Miller (2009)

COLLEGE

- Declared for the draft following his junior season after appearing in 32 games and catching 149 career passes for 1,943 yards and 10 TDs... Added 42 rushes for 280 yards and seven TDs
- Finished his career ranked eighth in school history in all-time receptions (149) and 11th in all-time receiving yards (1,943)
- Scored a rushing and receiving TD in the same game five times during his career becoming the only player in school history to score two rushing TDs and two receiving TDs in the same game
- Totaled eight 100-yard receiving games, the fifth-most in school history
- Earned the Zach Jordan Award twice (2018 and 2019), presented annually to the school's most valuable player

PERSONAL

- Played at DeSoto (Texas) High School and caught 46 passes for 825 yards and nine TDs as a senior
- Has grown his hair as a tribute to his father, Laviska Sr., who died when he was 10 years old
- Said his goal as an NFL player is to be a mix of Larry Fitzgerald, Julio Jones and Jarvis Landry
- Favorite musical artist is Lil Baby
- Represented by Klutch Sports, the same agency as LeBron James
- Favorite movie is the Kingsman and is very interested in film
- Other hobbies include video games, Sodoku and pick-up basketball games

LAVISKA SHENAULT JR.'S NFL REGULAR SEASON RUSHING/RECEIVING STATISTICS

				RECEIVING					RUSHING				
DATE	TEAM	GP	GS	NO.	YDS.	AVG.	LG	TD	NO.	YDS.	AVG.	LG	TD
2020	Jaguars	14	12	58	600	10.3	36	5	18	91	5.1	17	0
2021	Jaguars	7	4	28	319	11.4	58	0	4	28	7.0	11	0
NFL TOTALS		**21**	**16**	**86**	**919**	**10.7**	**58**	**5**	**22**	**119**	**5.4**	**17**	**0**

LAVISKA SHENAULT JR.'S NFL REGULAR SEASON RETURN STATISTICS

		KICKOFF RETURNS					PUNT RETURNS					
DATE	TEAM	RET.	YDS.	AVG.	LG	TD	NO.	FC	YDS.	AVG.	LG	TD
2020	Jaguars	0	0	0.0	0	0	0	0	0	0.0	0	0
2021	Jaguars	0	0	0.0	0	0	0	0	0	0.0	0	0
NFL TOTALS		**0**	**0**	**0.0**	**0**	**0**	**0**	**0**	**0**	**0.0**	**0**	**0**

SINGLE-GAME HIGHS: RUSHING/RECEIVING

Rush Attempts	5 at Tennessee Titans, Sep 20, 2020 2 at Baltimore Ravens, Dec 20, 2020 ...2 more at 2.
Rushing Yards	37 at Tennessee Titans, Sep 20, 2020 30 at Minnesota Vikings, Dec 06, 2020
Longest Runs	17 at Minnesota Vikings, Dec 06, 2020 14 at Tennessee Titans, Sep 20, 2020
Receptions	7 at Houston Texans, Sep 12, 2021 7 at Houston Texans, Oct 11, 2020
Receiving Yards	99 at Cincinnati Bengals, Sep 30, 2021 86 at Cincinnati Bengals, Oct 04, 2020
Longest Receptions	58 vs. Tennessee Titans, Oct 10, 2021 52 at Cincinnati Bengals, Sep 30, 2021
Receiving TDs	2 at Indianapolis Colts, Jan 03, 2021 1 vs. Chicago Bears, Dec 27, 2020 ...2 more at 1.
All-Purpose Yards	110 at Cincinnati Bengals, Sep 30, 2021 91 at Cincinnati Bengals, Oct 04, 2020
Miscellaneous Tackles	1 vs. Denver Broncos, Sep 19, 2021 1 at Indianapolis Colts, Jan 03, 2021 ...1 more at 1.
Most TDs	2 at Indianapolis Colts, Jan 03, 2021 1 vs. Chicago Bears, Dec 27, 2020 ...2 more at 1.
Receiving Average	17.2 at Cincinnati Bengals, Oct 04, 2020 16.5 at Cincinnati Bengals, Sep 30, 2021

2021 GAME-BY-GAME REGULAR-SEASON STATISTICS (JAGUARS)

			RECEIVING					RUSHING						
DATE	OPPONENT	P/S	NO.	YDS.	AVG.	LG	TD	NO.	YDS.	AVG.	LG	TD	W/L	SCORE
09/12	at Texans	P	7	50	7.1	14	0	1	9	9.0	9	0	L	21-37
09/19	Broncos	P	2	-3	-1.5	5	0	1	0	0.0	0	0	L	13-23
09/26	Cardinals	P	4	48	12.0	20	0	0	0	0.0	0	0	L	19-31
09/30	at Bengals	S	6	99	16.5	52	0	1	11	11.0	11	0	L	21-24
10/10	Titans	S	1	58	58.0	58	0	0	0	0.0	0	0	L	19-37
10/17	Dolphins	S	6	54	9.0	12	0	0	0	0.0	0	0	W	23-20
10/31	at Seahawks	S	2	13	6.5	7	0	1	8	8.0	8	0	L	7-31
2021 TOTALS		**7-4**	**28**	**319**	**11.4**	**58**	**0**	**4**	**28**	**7.0**	**11**	**0**	**1-6**	

2020 GAME-BY-GAME REGULAR-SEASON STATISTICS (JAGUARS)

			RECEIVING					RUSHING						
DATE	OPPONENT	P/S	NO.	YDS.	AVG.	LG	TD	NO.	YDS.	AVG.	LG	TD	W/L	SCORE
09/13	Colts	S	3	37	12.3	18	1	2	10	5.0	5	0	W	27-20
09/20	at Titans	P	3	35	11.7	14	0	5	37	7.4	14	0	L	30-33
09/24	Dolphins	S	5	33	6.6	16	0	1	1	1.0	1	0	L	13-31
10/04	at Bengals	S	5	86	17.2	28	0	1	5	5.0	5	0	L	25-33
10/11	at Texans	S	7	79	11.3	25	0	0	0	0.0	0	0	L	14-30
10/18	Lions	S	3	10	3.3	4	0	1	1	1.0	1	0	L	16-34
10/25	at Chargers	S	3	44	14.7	36	0	1	0	0.0	0	0	L	29-39
11/08	Texans	S	1	-1	-1.0	-1	0	0	0	0.0	0	0	L	25-27
11/15	at Packers						INACTIVE						L	20-24
11/22	Steelers						INACTIVE						L	3-27
11/29	Browns	S	3	31	10.3	13	0	1	6	6.0	6	0	L	25-27
12/06	at Vikings	S	3	38	12.7	28t	1	2	30	15.0	17	0	L	24-27+
12/13	Titans	S	6	49	8.2	22	0	1	2	2.0	2	0	L	10-31
12/20	at Ravens	P	5	43	8.6	21	0	2	1	0.5	1	0	L	14-40
12/27	Bears	S	5	48	9.6	34t	1	0	0	0.0	0	0	L	17-41
01/03	at Colts	S	6	68	11.3	21	2	1	-2	-2.0	-2	0	L	14-28
2020 TOTALS		**14-12**	**58**	**600**	**10.3**	**36**	**5**	**18**	**91**	**5.1**	**17**	**0**	**1-15**	

+ - Overtime

JORDAN SMITH | 92

POSITION: DEFENSIVE END/OUTSIDE LINEBACKER
HT: 6-7 | **WT:** 250 | **DOB:** 4-10-1998
COLLEGE: ALABAMA-BIRMINGHAM
HOMETOWN: LITHONIA, GA.
ACQ: D4-'21
EXP: R

@Jshmoov1
@jshmoov1

KEY TRANSACTIONS

- Originally drafted by Jacksonville in the fourth round (121st) of the 2021 draft

PRO

2021 (Jaguars)

- **10/31 at SEA:** Inactive
- **10/17 vs. MIA:** Inactive
- **10/10 vs. TEN:** Inactive
- **9/30 at CIN:** Inactive
- **9/26 vs. ARI:** Inactive
- **9/19 vs. DEN:** Inactive
- **9/12 at HOU:** Inactive

COLLEGE

- As a redshirt junior, he was First Team All-Conference USA... Selected to Reese's Senior Bowl... Finished with 43 total tackles, 9.5 tackles for loss, 4.5 sacks, one interception and eight quarterback hurries... His 9.5 tackles for loss and 4.5 sacks were team highs
- In his redshirt sophomore season, finished with 53 total tackles, 17.5 tackles for loss and 10.0 sacks... Also added four forced fumbles and eight quarterback hurries... His 10 sacks were the fifth most in program history... Had a sack in nine games and a tackles for loss in 12... Second Team All-Conference USA

PERSONAL

- Smith's cousin, Eric Stokes, was drafted by Green Bay in the first round (29th overall) of the 2021 NFL draft
- Growing up he thought he was going to be a professional basketball player
- Likes listening to motivational speakers every day

JORDAN SMITH'S NFL REGULAR SEASON DEFENSIVE STATISTICS

				TACKLES								INTERCEPTIONS					O. FUMB				ST					MISC	
DATE	TEAM	GP	GS	TK	S	A	TFL	YDS	SK	YDS	QBH	NO	YDS	LG	TD	PD	FF	FR	TD	YDS	TK	S	A	FF	FR	S	A
2021	Jaguars	0	0	0	0	0	0	0	0.0	0.0	0	0	0	0	0	0	0	0	0	0	0	0	0	0	0	0	0
NFL TOTALS		**0**	**0**	**0**	**0**	**0**	**0**	**0**	**0.0**	**0.0**	**0**	**0**	**0**	**0**	**0**	**0**	**0**	**0**	**0**	**0**	**0**	**0**	**0**	**0**	**0**	**0**	**0**

2021 GAME-BY-GAME REGULAR-SEASON STATISTICS (JAGUARS)

			TACKLES								INTERCEPTIONS					O. FUMB				ST					MISC			
DATE	OPPONENT	P/S	TK	S	A	SK	YDS	TFL	YDS	QBH	NO	YDS	LG	TD	PD	FF	FR	TD	YDS	TK	S	A	FF	FR	S	A	W/L	SCORE
09/12	at Texans											INACTIVE															L	21-37
09/19	Broncos											INACTIVE															L	13-23
09/26	Cardinals											INACTIVE															L	19-31
09/30	at Bengals											INACTIVE															L	21-24
10/10	Titans											INACTIVE															L	19-37
10/17	Dolphins											INACTIVE															W	23-20
10/31	at Seahawks											INACTIVE															L	7-31
2021 TOTALS			**0**	**0**	**0**	**0.0**	**0.0**	**0**	**0**	**0**	**0**	**0**	**0**	**0**	**0**	**0**	**0**	**0**	**0**	**0**	**0**	**0**	**0**	**0**	**0**	**0**	**1-6**	

DAWUANE SMOOT | 91

POSITION: DEFENSIVE LINEMAN
HT: 6-3 | **WT:** 275 | **DOB:** 3-2-1995
COLLEGE: ILLINOIS
HOMETOWN: GROVEPORT, OHIO
ACQ: D3-'17
EXP: 5th YEAR

@Bigsmoot_94
@bigsmoot_94

KEY TRANSACTIONS

- Originally drafted by Jacksonville in the third round (68th overall) of the 2017 draft
- Re-signed by Jacksonville in February 2021

PRO

2021 (Jaguars)

- **10/31 at SEA:** Saw action on defense and recorded three total tackles, including 1.0 sack, two tackles for loss and one QB hit
- **10/17 vs. MIA:** Started at outside linebacker and finished with two total tackles and one QB hit
- **10/10 vs. TEN:** Sacked QB Ryan Tannehill for an 11-yard loss in the third quater and finished the game with 1.5 sacks, marking the third multi-sack game of his career
- **9/30 at CIN:** Started along the defensive line and totaled one quarterback hit
- **9/26 vs. ARI:** Saw action on the defensive line and recorded two total tackles and one pass defensed
- **9/19 vs. DEN:** Started at defensive end and recorded one tackle and two QBH
- **9/12 at HOU:** Saw action on defense

2020 (Jaguars)

- Saw action in all 16 games, starting seven... Notched a career-best 25 tackles (21 solo) and led the team with 5.5 sacks... Also posted five tackles for loss and two forced fumbles
- **10/11 at HOU:** Earned his first career start at defensive end and collected two tackles, including 1.0 sack... One of his three pressures helped force CB Sidney Jones IV's second-quarter INT
- **12/20 at BAL:** Started at defensive end and tallied three solo tackles, 1.0 sack and one forced fumble

2019 (Jaguars)

- Appeared in all 16 games, amassing 17 tackles (12 solo), 6.0 sacks and one fumble recovery
- **9/19 vs. TEN:** Posted three tackles (two solo) including his first two career sacks
- **12/22 at ATL:** Saw action at defensive end and notched 1.0 sack
- **12/29 vs. IND:** Posted two tackles, 1.0 sack and one fumble recovery

2018 (Jaguars)

- **11/11 at IND:** Made his season debut and recorded one tackle
- **12/2 vs. IND:** Saw action on the defensive line, posting two tackles (one solo)

2017 (Jaguars)

- **9/10 at HOU:** Made his NFL debut and recorded one solo tackle
- **11/26 at ARI:** Recorded two solo tackles and two solo special teams tackles

COLLEGE

- Finished his career with 24 straight starts
- Tied for sixth in Illinois history with 38.5 tackles for a loss and eighth with 16.5 career sacks
- Named team captain as a senior, starting all 12 games at defensive tackle and totaled 56 tackles, 15 for a loss, 10 QB pressures, 5.0 sacks, two forced fumbles and one pass defensed
- Recorded 8.0 sacks in his junior year

PERSONAL

- Goes by "D.J."
- Attended Groveport Madison (Ohio) High School
- In his final two seasons, totaled 204 tackles, 24.0 sacks, five forced fumbles, four passes defensed and one fumble recovery
- Earned defensive MVP at Madison his junior and senior years
- Has his own personal YouTube channel, 'Smoot TV', that chronicles his NFL journey on and off the field
- Received national media attention from various outlets after delivering his wife's baby, Ahlani, in his living room

DAWUANE SMOOT'S NFL REGULAR SEASON DEFENSIVE STATISTICS

				TACKLES								INTERCEPTIONS					O. FUMB				ST					MISC	
DATE	TEAM	GP	GS	TK	S	A	TFL	YDS	SK	YDS	QBH	NO	YDS	LG	TD	PD	FF	FR	TD	YDS	TK	S	A	FF	FR	S	A
2017	Jaguars	16	0	15	11	4	2	1	0.0	0.0	5	0	0	0	0	0	0	0	0	0	5	3	2	0	0	0	0
2018	Jaguars	8	0	4	3	1	1	1	0.0	0.0	3	0	0	0	0	0	0	0	0	0	0	0	0	0	0	0	0
2019	Jaguars	16	0	17	12	5	6	32	6.0	32.0	7	0	0	0	0	0	0	1	0	0	0	0	0	0	0	0	0
2020	Jaguars	16	7	25	21	4	5	23	5.5	23.0	17	0	0	0	0	0	2	0	0	0	0	0	0	0	0	0	0
2021	Jaguars	7	3	11	6	5	3	24	2.5	22.0	8	0	0	0	0	1	0	0	0	0	0	0	0	0	0	0	0
NFL TOTALS		63	10	72	53	19	17	81	14.0	77.0	40	0	0	0	0	1	2	1	0	0	5	3	2	0	0	0	0

DAWUANE SMOOT'S NFL POSTSEASON DEFENSIVE STATISTICS

				TACKLES								INTERCEPTIONS					O. FUMB				ST					MISC	
DATE	TEAM	GP	GS	TK	S	A	TFL	YDS	SK	YDS	QBH	NO	YDS	LG	TD	PD	FF	FR	TD	YDS	TK	S	A	FF	FR	S	A
2017	Jaguars	3	0	0	0	0	0	0	0.0	0.0	2	0	0	0	0	0	0	0	0	0	1	1	0	0	0	0	0
NFL TOTALS		**3**	**0**	**0**	**0**	**0**	**0**	**0**	**0.0**	**0.0**	**2**	**0**	**0**	**0**	**0**	**0**	**0**	**0**	**0**	**0**	**1**	**1**	**0**	**0**	**0**	**0**	**0**

SINGLE-GAME HIGHS: DEFENSIVE

Total Tackles 4 at Minnesota Vikings, Dec 06, 2020
3 at Seattle Seahawks, Oct 31, 2021
...4 more at 3.

Sacks 2.0 at Minnesota Vikings, Dec 06, 2020
2.0 vs. Tennessee Titans, Sep 19, 2019

Forced Fumbles 1 at Baltimore Ravens, Dec 20, 2020
1 vs. Tennessee Titans, Dec 13, 2020

Fumble Recoveries 1 vs. Indianapolis Colts, Dec 29, 2019

Tackles For Loss 2 at Seattle Seahawks, Oct 31, 2021
2 at Minnesota Vikings, Dec 06, 2020
...1 more at 2.

Special Teams Tackles 2 at Arizona Cardinals, Nov 26, 2017
1 vs. Indianapolis Colts, Dec 03, 2017
...2 more at 1.

SINGLE-GAME HIGHS - POSTSEASON: DEFENSIVE

Special Teams Tackles 1 at New England Patriots, Jan 21, 2018

2021 GAME-BY-GAME REGULAR-SEASON STATISTICS (JAGUARS)

				TACKLES								INTERCEPTIONS					O. FUMB				ST					MISC			
DATE	OPPONENT	P/S	TK	S	A	SK	YDS	TFL	YDS	QBH	NO	YDS	LG	TD	PD	FF	FR	TD	YDS	TK	S	A	FF	FR	S	A	W/L	SCORE
09/12	at Texans	P	0	0	0	0.0	0.0	0	0	0	0	0	0	0	0	0	0	0	0	0	0	0	0	0	0	0	L	21-37
09/19	Broncos	S	1	0	1	0.0	0.0	0	0	2	0	0	0	0	0	0	0	0	0	0	0	0	0	0	0	0	L	13-23
09/26	Cardinals	P	2	2	0	0.0	0.0	0	0	0	0	0	0	0	1	0	0	0	0	0	0	0	0	0	0	0	L	19-31
09/30	at Bengals	S	0	0	0	0.0	0.0	0	0	1	0	0	0	0	0	0	0	0	0	0	0	0	0	0	0	0	L	21-24
10/10	Titans	P	3	2	1	1.5	11.0	1	11	3	0	0	0	0	0	0	0	0	0	0	0	0	0	0	0	0	L	19-37
10/17	Dolphins	S	2	0	2	0.0	0.0	0	0	1	0	0	0	0	0	0	0	0	0	0	0	0	0	0	0	0	W	23-20
10/31	at Seahawks	P	3	2	1	1.0	11.0	2	13	1	0	0	0	0	0	0	0	0	0	0	0	0	0	0	0	0	L	7-31
2021 TOTALS		**7-3**	**11**	**6**	**5**	**2.5**	**22.0**	**3**	**24**	**8**	**0**	**0**	**0**	**0**	**1**	**0**	**0**	**0**	**0**	**0**	**0**	**0**	**0**	**0**	**0**	**0**	**1-6**	

2020 GAME-BY-GAME REGULAR-SEASON STATISTICS (JAGUARS)

				TACKLES								INTERCEPTIONS					O. FUMB				ST					MISC			
DATE	OPPONENT	P/S	TK	S	A	SK	YDS	TFL	YDS	QBH	NO	YDS	LG	TD	PD	FF	FR	TD	YDS	TK	S	A	FF	FR	S	A	W/L	SCORE
09/13	Colts	P	0	0	0	0.0	0.0	0	0	1	0	0	0	0	0	0	0	0	0	0	0	0	0	0	0	0	W	27-20
09/20	at Titans	P	1	1	0	0.0	0.0	0	0	0	0	0	0	0	0	0	0	0	0	0	0	0	0	0	0	0	L	30-33
09/24	Dolphins	P	0	0	0	0.0	0.0	0	0	0	0	0	0	0	0	0	0	0	0	0	0	0	0	0	0	0	L	13-31
10/04	at Bengals	P	3	3	0	0.0	0.0	1	1	0	0	0	0	0	0	0	0	0	0	0	0	0	0	0	0	0	L	25-33
10/11	at Texans	S	2	2	0	1.0	2.0	1	2	4	0	0	0	0	0	0	0	0	0	0	0	0	0	0	0	0	L	14-30
10/18	Lions	P	2	1	1	0.0	0.0	0	0	1	0	0	0	0	0	0	0	0	0	0	0	0	0	0	0	0	L	16-34
10/25	at Chargers	P	2	1	1	0.5	1.0	0	0	2	0	0	0	0	0	0	0	0	0	0	0	0	0	0	0	0	L	29-39
11/08	Texans	P	1	0	1	0.0	0.0	0	0	1	0	0	0	0	0	0	0	0	0	0	0	0	0	0	0	0	L	25-27
11/15	at Packers	P	0	0	0	0.0	0.0	0	0	0	0	0	0	0	0	0	0	0	0	0	0	0	0	0	0	0	L	20-24
11/22	Steelers	P	1	1	0	0.0	0.0	0	0	1	0	0	0	0	0	0	0	0	0	0	0	0	0	0	0	0	L	3-27
11/29	Browns	S	1	1	0	1.0	6.0	1	6	1	0	0	0	0	0	0	0	0	0	0	0	0	0	0	0	0	L	25-27
12/06	at Vikings	S	4	3	1	2.0	14.0	2	14	3	0	0	0	0	0	0	0	0	0	0	0	0	0	0	0	0	L	24-27+
12/13	Titans	S	2	2	0	0.0	0.0	0	0	0	0	0	0	0	0	1	0	0	0	0	0	0	0	0	0	0	L	10-31
12/20	at Ravens	S	3	3	0	1.0	0.0	0	0	2	0	0	0	0	0	1	0	0	0	0	0	0	0	0	0	0	L	14-40
12/27	Bears	S	1	1	0	0.0	0.0	0	0	1	0	0	0	0	0	0	0	0	0	0	0	0	0	0	0	0	L	17-41
01/03	at Colts	S	2	2	0	0.0	0.0	0	0	0	0	0	0	0	0	0	0	0	0	0	0	0	0	0	0	0	L	14-28
2020 TOTALS		**16-7**	**25**	**21**	**4**	**5.5**	**23.0**	**5**	**23**	**17**	**0**	**0**	**0**	**0**	**0**	**2**	**0**	**0**	**0**	**0**	**0**	**0**	**0**	**0**	**0**	**0**	**1-15**	

+ - Overtime

JAWAAN TAYLOR | 75

POSITION: OFFENSIVE LINEMAN
HT: 6-5 | **WT:** 330 | **DOB:** 11-25-1997
COLLEGE: FLORIDA
HOMETOWN: COCOA, FLA.
ACQ: D2-'19
EXP: 3rd YEAR

@jawaan_taylor74
@jawaan.

KEY TRANSACTIONS

- Originally drafted by Jacksonville in the second round (35th overall) of the 2019 draft

PRO

2021 (Jaguars)

- Taylor has played in every offensive snap (2,610) since being drafted in 2019... Taylor is the only Jaguars player on offense or defense to appear in every snap from scrimmage since 2019, and his 2,610 snaps are tied for the fouth-most among all offensive linemen in the AFC during that span
- **10/31 at SEA:** Started at right tackle and played all 76 snaps on offense
- **10/17 vs. MIA:** Started at right tackle and played all 66 offensive snaps
- **10/10 vs. TEN:** Started at right tackle and helped RB James Robinson rush for a career-high 149 yards
- **9/30 at CIN:** Started at right tackle and played all 56 offensive snaps
- **9/26 vs. ARI:** Started at right tackle and played all 68 offensive snaps... Helped the offense rush for 159 yards on 29 attempts
- **9/19 vs. DEN:** Started at right tackle and played in all 56 offensive snaps
- **9/12 at HOU:** Started at right tackle and appeared in all 74 offensive snaps

2020 (Jaguars)

- Started all 16 games in which he appeared at right tackle... Part of an offensive line that helped rookie RB James Robinson tally the most scrimmage yards (1,414) and the second-most rushing yards (1,070) by an undrafted rookie in NFL history

2019 (Jaguars)

- Started in all 16 games, becoming the first Jaguars rookie on offense to start in all 16 games since OL Maurice Williams in 2001... Part of an offensive line that helped RB Leonard Fournette gain 1,674 yards from scrimmage... Fournette became the only Jaguars player since 2011 to post at least 1,500 scrimmage yards in a single season

COLLEGE

- Did not miss a game in his three-year career for the Gators, playing in all 37 games with 35 starts (33 at right tackle, two at left tackle)
- Was part of a Gator offensive line in 2018 that allowed 18 sacks, the 20th-fewest in the NCAA and third-fewest in the SEC, garnering Second-Team All-SEC accolades from Athlon Sports
- Declared for the NFL Draft following his junior season

PERSONAL

- Attended Cocoa (Fla.) High School
- Member of the 2015 Florida Class 4A First Team All-State
- As a senior, helped his team to a 10-3 record and reach the Class 4A State Semifinals
- Son of Robert and Wendy Taylor
- Learned to play the drums in church
- Avid fisherman and caught a 400 lb. goliath grouper while fishing in 2020

JAWAAN TAYLOR'S NFL REGULAR SEASON STATISTICS

DATE	TEAM	GP	GS
2019	Jaguars	16	16
2020	Jaguars	16	16
2021	Jaguars	7	7
NFL TOTALS		**39**	**39**

2021 GAME-BY-GAME REGULAR-SEASON STATISTICS (JAGUARS)

DATE	OPPONENT	P/S	W/L	SCORE
09/12	at Texans	S	L	21-37
09/19	Broncos	S	L	13-23
09/26	Cardinals	S	L	19-31
09/30	at Bengals	S	L	21-24
10/10	Titans	S	L	19-37
10/17	Dolphins	S	W	23-20
10/31	at Seahawks	S	L	7-31
2021 TOTALS		**7-7**	**1-6**	

2020 GAME-BY-GAME REGULAR-SEASON STATISTICS (JAGUARS)

DATE	OPPONENT	P/S		W/L	SCORE
09/13	Colts	S		W	27-20
09/20	at Titans	S		L	30-33
09/24	Dolphins	S		L	13-31
10/04	at Bengals	S		L	25-33
10/11	at Texans	S		L	14-30
10/18	Lions	S		L	16-34
10/25	at Chargers	S		L	29-39
11/08	Texans	S		L	25-27
11/15	at Packers	S		L	20-24
11/22	Steelers	S		L	3-27
11/29	Browns	S		L	25-27
12/06	at Vikings	S		L	24-27+
12/13	Titans	S		L	10-31
12/20	at Ravens	S		L	14-40
12/27	Bears	S		L	17-41
01/03	at Colts	S		L	14-28
2020 TOTALS		**16-16**		**1-15**	

+ - Overtime

DANIEL THOMAS | 20

POSITION: SAFETY
HT: 5-10 | **WT:** 215 | **DOB:** 7-1-1998
COLLEGE: AUBURN
HOMETOWN: MONTGOMERY, ALA.
ACQ: D5A-'20
EXP: 2nd YEAR

@daniel__dt21

KEY TRANSACTIONS

- Originally drafted by Jacksonville in the fifth round (157th overall) of the 2020 draft

PRO

2021 (Jaguars)

- **10/31 at SEA:** Saw action on 17 special teams snaps
- **10/17 vs. MIA:** Saw action on 18 special teams snaps
- **10/10 vs. TEN:** Saw action on defense and special teams
- **9/30 at CIN:** Saw action on 15 special teams snaps
- **9/26 vs. ARI:** Played 20 snaps on special teams
- **9/19 vs. DEN:** Saw action in 15 special teams snaps
- **9/12 at HOU:** Inactive

2020 (Jaguars)

- Appeared in nine games, making one start, before being placed on the reserve/injured list on Nov. 24 with an arm injury... Season totals include 15 tackles (13 solo), three special teams tackles, two passes defensed and one INT... Also blocked a punt and returned it for a TD in Week 7 vs. LAC, becoming the first Jaguars player to score on a blocked punt since CB Mike Harris in 2012
- **9/13 vs. IND:** Saw action on special teams in his NFL debut and made one special teams tackle
- **10/25 at LAC:** Saw action at safety, posting one tackle, and on special teams, blocking a punt and returning it 16 yards for a third-quarter TD
- **11/22 vs. PIT:** Made his second consecutive start, recording his first career interception off a pass from QB Ben Roethlisberger before exiting the game early with an arm injury

COLLEGE

- Played 51 games at Auburn during his four-year career, amassing 199 tackles (124 solo), 13 passes defensed, 9.0 tackles for loss, five INTs, three forced fumbles and two fumble recoveries
- Two-year starter at safety who was also a team captain during his senior campaign in 2019

PERSONAL

- Attended Robert E. Lee (Alabama) High School, where he recorded 87 tackles, seven INTs, five tackles for loss, three punt return TDs and two INT returns for a TD
- Also played basketball, track and tennis
- Son of Regina and Stanley Thomas
- Has three brothers: Davy, Mario and Joshua
- Received the 2019 Hard-Fighting Soldier Award for his leadership in Fellowship of Christian Athletes amid adversity

DANIEL THOMAS' NFL REGULAR SEASON DEFENSIVE STATISTICS

				TACKLES								INTERCEPTIONS					O. FUMB				ST					MISC	
DATE	TEAM	GP	GS	TK	S	A	TFL	YDS	SK	YDS	QBH	NO	YDS	LG	TD	PD	FF	FR	TD	YDS	TK	S	A	FF	FR	S	A
2020	Jaguars	10	2	15	13	2	0	0	0.0	0.0	0	1	53	53	0	2	0	0	0	0	3	3	0	0	0	0	0
2021	Jaguars	6	0	0	0	0	0	0	0.0	0.0	0	0	0	0	0	0	0	0	0	0	2	0	2	0	0	0	0
NFL TOTALS		**16**	**2**	**15**	**13**	**2**	**0**	**0**	**0.0**	**0.0**	**0**	**1**	**53**	**53**	**0**	**2**	**0**	**0**	**0**	**0**	**5**	**3**	**2**	**0**	**0**	**0**	**0**

SINGLE-GAME HIGHS: DEFENSIVE

Total Tackles 7 at Green Bay Packers, Nov 15, 2020
7 at Houston Texans, Oct 11, 2020
Passes Defensed 2 vs. Pittsburgh Steelers, Nov 22, 2020
Interceptions 1 vs. Pittsburgh Steelers, Nov 22, 2020
Interception Return Yards 53 vs. Pittsburgh Steelers, Nov 22, 2020
Special Teams Tackles 2 at Cincinnati Bengals, Sep 30, 2021
1 vs. Houston Texans, Nov 08, 2020
...2 more at 1.

2021 GAME-BY-GAME REGULAR-SEASON STATISTICS (JAGUARS)

			TACKLES								INTERCEPTIONS					O. FUMB				ST					MISC			
DATE	OPPONENT	P/S	TK	S	A	SK	YDS	TFL	YDS	QBH	NO	YDS	LG	TD	PD	FF	FR	TD	YDS	TK	S	A	FF	FR	S	A	W/L	SCORE
09/12	at Texans												INACTIVE														L	21-37
09/19	Broncos	P	0	0	0	0.0	0.0	0	0	0	0	0	0	0	0	0	0	0	0	0	0	0	0	0	0	0	L	13-23
09/26	Cardinals	P	0	0	0	0.0	0.0	0	0	0	0	0	0	0	0	0	0	0	0	0	0	0	0	0	0	0	L	19-31
09/30	at Bengals	P	0	0	0	0.0	0.0	0	0	0	0	0	0	0	0	0	0	0	0	2	0	2	0	0	0	0	L	21-24
10/10	Titans	P	0	0	0	0.0	0.0	0	0	0	0	0	0	0	0	0	0	0	0	0	0	0	0	0	0	0	L	19-37
10/17	Dolphins	P	0	0	0	0.0	0.0	0	0	0	0	0	0	0	0	0	0	0	0	0	0	0	0	0	0	0	W	23-20
10/31	at Seahawks	P	0	0	0	0.0	0.0	0	0	0	0	0	0	0	0	0	0	0	0	0	0	0	0	0	0	0	L	7-31
2021 TOTALS		**6-0**	**0**	**0**	**0**	**0.0**	**0.0**	**0**	**0**	**0**	**0**	**0**	**0**	**0**	**0**	**0**	**0**	**0**	**0**	**2**	**0**	**2**	**0**	**0**	**0**	**0**	**1-6**	

2020 GAME-BY-GAME REGULAR-SEASON STATISTICS (JAGUARS)

			TACKLES								INTERCEPTIONS					O. FUMB				ST					MISC			
DATE	OPPONENT	P/S	TK	S	A	SK	YDS	TFL	YDS	QBH	NO	YDS	LG	TD	PD	FF	FR	TD	YDS	TK	S	A	FF	FR	S	A	W/L	SCORE
09/13	Colts	P	0	0	0	0.0	0.0	0	0	0	0	0	0	0	0	0	0	0	0	1	1	0	0	0	0	0	W	27-20
09/20	at Titans	P	0	0	0	0.0	0.0	0	0	0	0	0	0	0	0	0	0	0	0	1	1	0	0	0	0	0	L	30-33
09/24	Dolphins	P	0	0	0	0.0	0.0	0	0	0	0	0	0	0	0	0	0	0	0	0	0	0	0	0	0	0	L	13-31
10/04	at Bengals	P	0	0	0	0.0	0.0	0	0	0	0	0	0	0	0	0	0	0	0	0	0	0	0	0	0	0	L	25-33
10/11	at Texans	P	7	7	0	0.0	0.0	0	0	0	0	0	0	0	0	0	0	0	0	0	0	0	0	0	0	0	L	14-30
10/18	Lions	P	0	0	0	0.0	0.0	0	0	0	0	0	0	0	0	0	0	0	0	0	0	0	0	0	0	0	L	16-34
10/25	at Chargers	P	1	1	0	0.0	0.0	0	0	0	0	0	0	0	0	0	0	0	0	0	0	0	0	0	0	0	L	29-39
11/08	Texans	P	0	0	0	0.0	0.0	0	0	0	0	0	0	0	0	0	0	0	0	1	1	0	0	0	0	0	L	25-27
11/15	at Packers	S	7	5	2	0.0	0.0	0	0	0	0	0	0	0	0	0	0	0	0	0	0	0	0	0	0	0	L	20-24
11/22	Steelers	S	0	0	0	0.0	0.0	0	0	0	1	53	53	0	2	0	0	0	0	0	0	0	0	0	0	0	L	3-27
11/29	Browns											DID NOT PLAY															L	25-27
12/06	at Vikings											DID NOT PLAY															L	24-27+
12/13	Titans											DID NOT PLAY															L	10-31
12/20	at Ravens											DID NOT PLAY															L	14-40
12/27	Bears											INJURED RESERVE															L	17-41
01/03	at Colts											INJURED RESERVE															L	14-28
2020 TOTALS		**10-2**	**15**	**13**	**2**	**0.0**	**0.0**	**0**	**0**	**0**	**1**	**53**	**53**	**0**	**2**	**0**	**0**	**0**	**0**	**3**	**3**	**0**	**0**	**0**	**0**	**0**	**1-15**	

+ - Overtime

JIHAD WARD | 6

POSITION: DEFENSIVE LINEMAN
HT: 6-5 | **WT:** 290 | **DOB:** 5-11-1994
COLLEGE: ILLINOIS
HOMETOWN: PHILADELPHIA, PA.
ACQ: UFA (BAL)-'21
EXP: 6th YEAR

@JIHADWARD17
@haddy

KEY TRANSACTIONS

- Originally selected by Las Vegas in the second round (44th overall) of the 2016 Draft
- Acquired by the Cowboys in a trade with Oakland on 4/28/18 in exchange for WR Ryan Switzer
- Signed to Indianapolis' practice squad on 9/3/18... Activated to the Colts' 53-man roster on 9/13/18
- Signed by the Ravens on 10/7/19... Re-signed as an unrestricted free agent with the Ravens on 3/21/20
- Signed by Jacksonville as an unrestricted free agent on 3/17/21

PRO

2021 (Jaguars)

- **10/31 at SEA:** Saw action on defense and recorded one total tackle
- **10/17 vs. MIA:** Saw action on defense and had one total tackle and one QB hit
- **10/10 vs. TEN:** Saw action on defense and recorded three total tackles (one solo)
- **9/30 at CIN:** Saw action on defense and totaled two tackles (one solo)
- **9/26 vs. ARI:** Saw action on defense and recorded two total tackles (one solo), one tackle for loss and one QB hit
- **9/19 vs. DEN:** Saw action on defense and recorded two total tackles and one QB hit
- **9/12 at HOU:** Saw action on defense and special teams... Played the most snaps of any player that did not start on defense (43 plays)... Recorded four total tackles (two solo) and one QB hit

2020 (Ravens)

- Appeared in 10 games, totaling 16 tackles, a career-high-tying 3.0 sacks (2018) and eight quarterback hits... Helped Baltimore's defense rank No. 2 in both points allowed (18.9) and third-down efficiency (34.0%)... Also matched his career high with four tackles for loss and two passes defensed
- **12/27 vs. NYG:** Tallied Baltimore's first sack of the game and two QBHs in the 27-13 win... With his third sack of the season, Ward matched his single-season career high set in 2018
- **1/10 at TEN:** Posted three tackles, including one tackle for loss in the 20-13 Wild Card Playoff win

2019 (Ravens & Colts)

- Spent Weeks 1-4 with the Indianapolis Colts, appearing in three games and recorded one pass defensed
- After signing to the Ravens' 53-man roster in Week 6, recorded seven tackles, one sack and two fumble recoveries in 11 games, helping Baltimore's defense rank No. 3 in points (17.6) and No. 4 in yards (300.6) allowed per game... Played in 11 games with the Ravens
- **12/ 8 at BUF:** Recovered a fumble forced by OLB Matthew Judon that later led to a field goal, helping the Ravens clinch their second-consecutive playoff berth in the 24-17 victory

2018 (Colts)

- Finished with four tackles (all solo) and a career-high three sacks and three tackles for loss in six games before being placed on injured reserve with an ankle injury
- Was promoted to the Colts' 53-man roster on 9/13 after a short stint on the practice squad
- **9/16 at WAS:** Recorded 1.0 sack, one tackle for loss and tied a career high with three quarterback hits in his first game action of the 2018 campaign

2017 (Raiders)

- Finished with two tackles (one solo), 1.0 sack, one tackle for loss, and one quarterback hit in his second NFL season
- **12/24 at PHI:** Took down QB Nick Foles for a 9-yard loss, marking his first-career sack

2016 (Raiders)

- Totaled a career-high 30 tackles (14 solo), one fumble recovery and 10 QBHs in his rookie campaign... Played both defensive end and defensive tackle and was one of three Raiders rookies to play in all 16 games
- **9/11 at NO:** Debuted as Oakland's only rookie starter in Week 1 and tallied three tackles... Added one fumble recovery following a LB Bruce Irvin sack-fumble of QB Drew Brees on the opening series of the game
- **12/8 at KC:** Set a new career high with seven tackles (five solo)

COLLEGE

- Played two years at Illinois after transferring from Globe Institute of Technology (New York, N.Y.)... Totaled 104 tackles, 4.5 sacks, three forced fumbles, five fumble recoveries and three passes defensed in 25 games
- Started all 12 games on the defensive line as a senior, playing both defensive end and defensive tackle... Totaled 53 tackles, 1.5 sacks, one forced fumble, one fumble recovery, and two passes defensed... Earned All-Big Ten honorable mention
- As a junior, started all 13 games at DE...Totaled 51 tackles, 3.0 sacks, two forced fumbles, four fumble recoveries and one PD on the season... His four fumble recoveries ranked second in FBS and led the Big Ten... Named an All-Big Ten honorable mention honoree... Voted Illinois' Defensive Newcomer of the Year
- Played two seasons at Globe Institute of Technology, totaling 81 tackles and 10.0 sacks
- Appeared in seven games in 2013 at Globe Tech, racking up 26 tackles, 2.0 sacks and three tackles for loss

PERSONAL

- Interested in becoming a defensive line coach and investing in real estate after his playing career... Wants to purchase apartment buildings to rent to students on university campuses
- Earned All-City honors in Philadelphia in each of his final two prep seasons (2010-11)... Also played wide receiver in high school

- Majored in sport management at Illinois
- Attended Edward W. Bok Technical (Philadelphia, Pa) HS
- Began his high school career as a wide receiver and safety before eventually settling in at defensive end... Was named first-team All-City in 2011 and second-team All-City in 2010
- Played in Philadelphia Eagles Public vs. Non-Public City All-Star game at Lincoln Financial Field in spring 2012

JIHAD WARD'S NFL REGULAR SEASON DEFENSIVE STATISTICS

				TACKLES								INTERCEPTIONS					O. FUMB				ST					MISC	
DATE	TEAM	GP	GS	TK	S	A	TFL	YDS	SK	YDS	QBH	NO	YDS	LG	TD	PD	FF	FR	TD	YDS	TK	S	A	FF	FR	S	A
2016	Raiders	16	13	30	16	14	0	0	0.0	0.0	10	0	0	0	0	0	0	1	0	0	0	0	0	0	0	0	0
2017	Raiders	5	1	2	1	1	1	9	1.0	9.0	1	0	0	0	0	0	0	0	0	0	0	0	0	0	0	0	0
2018	Colts	6	0	4	4	0	3	12	3.0	12.0	6	0	0	0	0	0	0	0	0	0	0	0	0	0	0	0	0
2019	Colts	3	0	0	0	0	0	0	0.0	0.0	1	0	0	0	0	1	0	0	0	0	0	0	0	0	0	0	0
Went from **Indianapolis** to **Baltimore**.																											
2019	Ravens	11	0	7	3	4	1	8	1.0	8.0	4	0	0	0	0	0	0	2	0	2	0	0	0	0	0	0	0
2019	TOTAL	14	0	7	3	4	1	8	1.0	8.0	5	0	0	0	0	1	0	2	0	2	0	0	0	0	0	0	0
2020	Ravens	10	0	16	7	9	4	27	3.0	23.0	8	0	0	0	0	2	0	0	0	0	0	0	0	0	0	0	0
2021	Jaguars	7	0	15	5	10	1	2	0.0	0.0	4	0	0	0	0	0	0	0	0	0	0	0	0	0	0	0	0
NFL TOTALS		**58**	**14**	**74**	**36**	**38**	**10**	**58**	**8.0**	**52.0**	**34**	**0**	**0**	**0**	**0**	**3**	**0**	**3**	**0**	**2**	**0**	**0**	**0**	**0**	**0**	**0**	**0**

JIHAD WARD'S NFL POSTSEASON DEFENSIVE STATISTICS

				TACKLES								INTERCEPTIONS					O. FUMB				ST					MISC	
DATE	TEAM	GP	GS	TK	S	A	TFL	YDS	SK	YDS	QBH	NO	YDS	LG	TD	PD	FF	FR	TD	YDS	TK	S	A	FF	FR	S	A
2016	Raiders	0	0	0	0	0	0	0	0.0	0.0	0	0	0	0	0	0	0	0	0	0	0	0	0	0	0	0	0
2018	Colts	0	0	0	0	0	0	0	0.0	0.0	0	0	0	0	0	0	0	0	0	0	0	0	0	0	0	0	0
2019	Ravens	1	0	2	2	0	0	0	0.0	0.0	2	0	0	0	0	0	0	0	0	0	0	0	0	0	0	0	0
2020	Ravens	2	0	3	3	0	1	10	0.0	0.0	0	0	0	0	0	0	0	0	0	0	0	0	0	0	0	0	0
NFL TOTALS		**3**	**0**	**5**	**5**	**0**	**1**	**10**	**0.0**	**0.0**	**2**	**0**	**0**	**0**	**0**	**0**	**0**	**0**	**0**	**0**	**0**	**0**	**0**	**0**	**0**	**0**	**0**

SINGLE-GAME HIGHS: DEFENSIVE

Total Tackles 7 at Kansas City Chiefs, Dec 08, 2016
6 vs. Cleveland Browns, Sep 13, 2020

Sacks 1.0 vs. New York Giants, Dec 27, 2020
1.0 vs. Dallas Cowboys, Dec 08, 2020
...6 more at 1.0.

Passes Defensed 1 at Cincinnati Bengals, Jan 03, 2021
1 at Cleveland Browns, Dec 14, 2020
...1 more at 1.

Fumble Recoveries 1 vs. New York Jets, Dec 12, 2019
1 at Buffalo Bills, Dec 08, 2019
...1 more at 1.

Tackles For Loss 1 vs. New York Giants, Dec 27, 2020
1 vs. Dallas Cowboys, Dec 08, 2020
...7 more at 1.

Longest Opponent's Fumble Return 2 at Buffalo Bills, Dec 08, 2019

SINGLE-GAME HIGHS - POSTSEASON: DEFENSIVE

Total Tackles 3 at Tennessee Titans, Jan 10, 2021
2 vs. Tennessee Titans, Jan 11, 2020

Tackles For Loss 1 at Tennessee Titans, Jan 10, 2021

2021 GAME-BY-GAME REGULAR-SEASON STATISTICS (JAGUARS)

			TACKLES								INTERCEPTIONS					O. FUMB				ST					MISC			
DATE	OPPONENT	P/S	TK	S	A	SK	YDS	TFL	YDS	QBH	NO	YDS	LG	TD	PD	FF	FR	TD	YDS	TK	S	A	FF	FR	S	A	W/L	SCORE
09/12	at Texans	P	4	2	2	0.0	0.0	0	0	1	0	0	0	0	0	0	0	0	0	0	0	0	0	0	0	0	L	21-37
09/19	Broncos	P	2	0	2	0.0	0.0	0	0	1	0	0	0	0	0	0	0	0	0	0	0	0	0	0	0	0	L	13-23
09/26	Cardinals	P	2	1	1	0.0	0.0	1	2	1	0	0	0	0	0	0	0	0	0	0	0	0	0	0	0	0	L	19-31
09/30	at Bengals	P	2	1	1	0.0	0.0	0	0	0	0	0	0	0	0	0	0	0	0	0	0	0	0	0	0	0	L	21-24
10/10	Titans	P	3	1	2	0.0	0.0	0	0	0	0	0	0	0	0	0	0	0	0	0	0	0	0	0	0	0	L	19-37
10/17	Dolphins	P	1	0	1	0.0	0.0	0	0	1	0	0	0	0	0	0	0	0	0	0	0	0	0	0	0	0	W	23-20
10/31	at Seahawks	P	1	0	1	0.0	0.0	0	0	0	0	0	0	0	0	0	0	0	0	0	0	0	0	0	0	0	L	7-31
2021 TOTALS		**7-0**	**15**	**5**	**10**	**0.0**	**0.0**	**1**	**2**	**4**	**0**	**0**	**0**	**0**	**0**	**0**	**0**	**0**	**0**	**0**	**0**	**0**	**0**	**0**	**0**	**0**	**1-6**	

2020 GAME-BY-GAME REGULAR-SEASON STATISTICS (RAVENS)

			TACKLES								INTERCEPTIONS					O. FUMB				ST					MISC			
DATE	OPPONENT	P/S	TK	S	A	SK	YDS	TFL	YDS	QBH	NO	YDS	LG	TD	PD	FF	FR	TD	YDS	TK	S	A	FF	FR	S	A	W/L	SCORE
09/13	Browns	P	6	1	5	0.0	0.0	0	0	0	0	0	0	0	0	0	0	0	0	0	0	0	0	0	0	0	W	38-6
09/20	at Texans	P	2	0	2	0.0	0.0	0	0	0	0	0	0	0	0	0	0	0	0	0	0	0	0	0	0	0	W	33-16
09/28	Chiefs	P	2	2	0	0.0	0.0	1	4	0	0	0	0	0	0	0	0	0	0	0	0	0	0	0	0	0	L	20-34
10/04	at Washington	P	0	0	0	0.0	0.0	0	0	0	0	0	0	0	0	0	0	0	0	0	0	0	0	0	0	0	W	31-17
10/11	Bengals	P	0	0	0	0.0	0.0	0	0	1	0	0	0	0	0	0	0	0	0	0	0	0	0	0	0	0	W	27-3
10/18	at Eagles	P	2	1	1	1.0	7.0	1	7	1	0	0	0	0	0	0	0	0	0	0	0	0	0	0	0	0	W	30-28
11/01	Steelers										ON INACTIVE LIST																L	24-28
11/08	at Colts										ON INACTIVE LIST																W	24-10
11/15	at Patriots										ON INACTIVE LIST																L	17-23
11/22	Titans										ON INACTIVE LIST																L	24-30+
12/02	at Steelers										RESERVE/COVID-19																L	14-19
12/08	Cowboys	P	1	1	0	1.0	8.0	1	8	4	0	0	0	0	0	0	0	0	0	0	0	0	0	0	0	0	W	34-17
12/14	at Browns	P	1	0	1	0.0	0.0	0	0	0	0	0	0	0	1	0	0	0	0	0	0	0	0	0	0	0	W	47-42
12/20	Jaguars										ON INACTIVE LIST																W	40-14
12/27	Giants	P	1	1	0	1.0	8.0	1	8	2	0	0	0	0	0	0	0	0	0	0	0	0	0	0	0	0	W	27-13
01/03	at Bengals	P	1	1	0	0.0	0.0	0	0	0	0	0	0	0	1	0	0	0	0	0	0	0	0	0	0	0	W	38-3
2020 TOTALS		**10-0**	**16**	**7**	**9**	**3.0**	**23.0**	**4**	**27**	**8**	**0**	**0**	**0**	**0**	**2**	**0**	**0**	**0**	**0**	**0**	**0**	**0**	**0**	**0**	**0**	**0**	**11-5**	

+ - Overtime

2020 GAME-BY-GAME POSTSEASON STATISTICS (RAVENS)

			TACKLES								INTERCEPTIONS					O. FUMB				ST					MISC			
DATE	OPPONENT	P/S	TK	S	A	SK	YDS	TFL	YDS	QBH	NO	YDS	LG	TD	PD	FF	FR	TD	YDS	TK	S	A	FF	FR	S	A	W/L	SCORE
01/10	at Titans	P	3	3	0	0.0	0.0	1	10	0	0	0	0	0	0	0	0	0	0	0	0	0	0	0	0	0	W	20-13
01/16	at Bills	P	0	0	0	0.0	0.0	0	0	0	0	0	0	0	0	0	0	0	0	0	0	0	0	0	0	0	L	3-17
2020 TOTALS		**2-0**	**3**	**3**	**0**	**0.0**	**0.0**	**1**	**10**	**0**	**0**	**0**	**0**	**0**	**0**	**0**	**0**	**0**	**0**	**0**	**0**	**0**	**0**	**0**	**0**	**0**	**1-1**	

DAMIEN WILSON | 54

POSITION: LINEBACKER
HT: 6-0 | **WT:** 260 | **DOB:** 5-28-1993
COLLEGE: MINNESOTA
HOMETOWN: GLOSTER, MISS.
ACQ: UFA (K.C.)-'21
EXP: 7th YEAR

@dwilson_6
@d_will6

KEY TRANSACTIONS

- Originally selected by Dallas in the fourth round (127th overall) in the 2015 Draft
- Signed by Kansas City on 3/14/19
- Signed by Jacksonville as an unrestricted free agent on 4/2/21

PRO

2021 (Jaguars)

- **10/31 at SEA:** Started at linebacker and recorded eight total tackles (four solo)... Recorded at least five tackles for the seventh straight game
- **10/17 vs. MIA:** Started at linebacker and tallied a team-high 12 tackles which tied the record for most tackles by a Jaguars player in their eight international games set by LB Paul Posluszny in 2013
- **10/10 vs. TEN:** Started at linebacker and recorded five total tackles (four solo), including one tackle for loss
- **9/30 at CIN:** Started at linebacker and recorded six tackles (three solo)
- **9/26 vs. ARI:** Started at linebacker and recorded nine total tackles (six solo)
- **9/19 vs. DEN:** Started at linebacker and tallied five total tackles (two solo)
- **9/12 at HOU:** Started at linebacker and recorded seven total tackles (one solo) in Jaguars debut

2020 (Chiefs)

- Made 13 starts at linebacker... Finished the season with 70 total tackles (43 solo), three tackles for loss, one passes defensed and one forced fumble... Added three special teams tackles

2019 (Chiefs)

- Started all 16 games and all three post season contests... Amassed a career-high 85 total tackles (53 solo), three tackles for loss, 1.5 sacks, four quarterback hits
- Won Super Bowl LIV... Finished the game with four total tackles
- **10/6 at IND:** Had a career high 12 total tackles

2018 (Cowboys)

- Played in all 16 games making seven starts... Totaled 36 tackles (23 solo), three tackles for loss, one sack and one forced fumble... Added six special teams tackles

2017 (Cowboys)

- Saw action in all 16 games with nine starts... Had 39 total tackles (26 solo) one sack, four quarterback hits and one pass defensed... Also had six special teams tackles

2016 (Cowboys)

- Appeared in 16 games with six starts... Finished with 30 tackles (23 solo), four tackles for loss, two quarterback hits and one pass defensed... Added four special teams tackles

2015 (Cowboys)

- In his rookie season, saw action in all 16 contests... Totaled seven tackles (four solo), one tackle for loss and eight special teams tackles
- **9/13 vs. NYG:** Made NFL debut on special teams

COLLEGE

- Appeared in 26 games (24 starts) at Minnesota in two seasons (2013-14)
- As a senior he led the team with 119 tackles, the most tackles by a Gopher since Kim Royston made 123 in 2011, a team-high 10.5 tackles for loss and tied for the team-lead with 4.0 sacks... Also recorded one interception, four pass breakups, one forced fumble and two fumble recoveries
- Named to the media's All-Big Ten First Team, the coaches' All-Big Ten Second-Team and received the team's Carl Eller Award (outstanding defensive player) and Linebacker of the Year honors as a senior
- In his first season at Minnesota, he was second on the team with 78 tackles and recorded 5.5 tackles for loss and 1.0 sack
- Transferred to Jones County Junior College as a sophomore and led the Mississippi Association of Community & Junior Colleges (MACJC), and was fourth in the nation, with a team-high 122 tackles (76 solo) at linebacker while starting all nine games. Also posted six tackles for loss, 2.0 sacks and two pass breakups
- As a true freshman at Alcorn State, tallied a team-best 69 tackles, 16 tackles for loss and 6.5 sacks while starting nine-of-10 games at defensive end

PERSONAL

- Attended Amite County High School in Liberty, Miss.
- Majored in business and marketing education at Minnesota

DAMIEN WILSON'S NFL REGULAR SEASON DEFENSIVE STATISTICS

				TACKLES								INTERCEPTIONS					O. FUMB				ST					MISC	
DATE	TEAM	GP	GS	TK	S	A	TFL	YDS	SK	YDS	QBH	NO	YDS	LG	TD	PD	FF	FR	TD	YDS	TK	S	A	FF	FR	S	A
2015	Cowboys	16	0	7	4	3	1	1	0.0	0.0	0	0	0	0	0	0	0	0	0	0	8	6	2	0	0	0	0
2016	Cowboys	16	6	30	23	7	4	10	0.5	4.0	2	0	0	0	0	1	0	0	0	0	4	4	0	0	0	0	0
2017	Cowboys	16	9	29	17	12	1	1	1.0	1.0	4	0	0	0	0	1	0	0	0	0	6	4	2	0	0	0	0
2018	Cowboys	16	7	32	25	7	2	7	1.0	13.0	5	0	0	0	0	0	1	0	0	0	5	3	2	0	0	0	0
2019	Chiefs	16	16	81	52	29	3	12	1.5	9.5	4	0	0	0	0	1	1	0	0	0	0	0	0	0	0	0	0
2020	Chiefs	13	13	70	43	27	3	4	0.0	0.0	0	0	0	0	0	1	1	0	0	0	3	3	0	0	0	0	0
2021	Jaguars	7	7	53	29	24	1	1	0.0	0.0	0	0	0	0	0	0	0	0	0	0	1	1	0	0	0	0	0
NFL TOTALS		**100**	**58**	**302**	**193**	**109**	**15**	**36**	**4.0**	**27.5**	**15**	**0**	**0**	**0**	**0**	**4**	**3**	**0**	**0**	**0**	**27**	**21**	**6**	**0**	**0**	**0**	**0**

DAMIEN WILSON'S NFL POSTSEASON DEFENSIVE STATISTICS

				TACKLES								INTERCEPTIONS					O. FUMB				ST					MISC	
DATE	TEAM	GP	GS	TK	S	A	TFL	YDS	SK	YDS	QBH	NO	YDS	LG	TD	PD	FF	FR	TD	YDS	TK	S	A	FF	FR	S	A
2016	Cowboys	1	0	1	1	0	0	0	0.0	0.0	0	0	0	0	0	0	0	0	0	0	0	0	0	0	0	0	0
2018	Cowboys	2	0	2	0	2	0	0	0.0	0.0	0	0	0	0	0	0	0	0	0	0	0	0	0	0	0	0	0
2019	Chiefs	3	3	19	13	6	1	2	0.0	0.0	0	0	0	0	0	0	0	0	0	0	0	0	0	0	0	0	0
2020	Chiefs	3	3	14	9	5	1	3	0.0	0.0	0	0	0	0	0	1	0	0	0	0	0	0	0	0	0	0	0
NFL TOTALS		**9**	**6**	**36**	**23**	**13**	**2**	**5**	**0.0**	**0.0**	**0**	**0**	**0**	**0**	**0**	**1**	**0**	**0**	**0**	**0**	**0**	**0**	**0**	**0**	**0**	**0**	**0**

SINGLE-GAME HIGHS: DEFENSIVE

Total Tackles 12 vs. Miami Dolphins, Oct 17, 2021
12 vs. Indianapolis Colts, Oct 06, 2019

Sacks 1.0 vs. Green Bay Packers, Oct 27, 2019
1.0 vs. New York Giants, Sep 16, 2018
...1 more at 1.0.

Passes Defensed 1 at Baltimore Ravens, Sep 28, 2020
1 at Oakland Raiders, Sep 15, 2019
...2 more at 1.

Forced Fumbles 1 at Baltimore Ravens, Sep 28, 2020
1 at Jacksonville Jaguars, Sep 08, 2019
...1 more at 1.

Tackles For Loss 3 at Philadelphia Eagles, Jan 01, 2017
1 vs. Tennessee Titans, Oct 10, 2021
...11 more at 1.

Safeties 1 at Philadelphia Eagles, Nov 11, 2018

Special Teams Tackles 2 at Oakland Raiders, Dec 17, 2017
2 at San Francisco 49ers, Oct 22, 2017
...2 more at 2.

Special Teams Forced Fumbles 1 at Oakland Raiders, Dec 17, 2017

SINGLE-GAME HIGHS - POSTSEASON: DEFENSIVE

Total Tackles 10 at Tampa Bay Buccaneers, Feb 07, 2021
8 vs. Houston Texans, Jan 12, 2020

Passes Defensed 1 vs. Cleveland Browns, Jan 17, 2021

Tackles For Loss 1 at Tampa Bay Buccaneers, Feb 07, 2021
1 vs. Tennessee Titans, Jan 19, 2020

2021 GAME-BY-GAME REGULAR-SEASON STATISTICS (JAGUARS)

						TACKLES						INTERCEPTIONS				O. FUMB				ST					MISC			
DATE	OPPONENT	P/S	TK	S	A	SK	YDS	TFL	YDS	QBH	NO	YDS	LG	TD	PD	FF	FR	TD	YDS	TK	S	A	FF	FR	S	A	W/L	SCORE
09/12	at Texans	S	7	1	6	0.0	0.0	0	0	0	0	0	0	0	0	0	0	0	0	0	0	0	0	0	0	0	L	21-37
09/19	Broncos	S	5	2	3	0.0	0.0	0	0	0	0	0	0	0	0	0	0	0	0	1	1	0	0	0	0	0	L	13-23
09/26	Cardinals	S	9	6	3	0.0	0.0	0	0	0	0	0	0	0	0	0	0	0	0	0	0	0	0	0	0	0	L	19-31
09/30	at Bengals	S	6	3	3	0.0	0.0	0	0	0	0	0	0	0	0	0	0	0	0	0	0	0	0	0	0	0	L	21-24
10/10	Titans	S	6	4	2	0.0	0.0	1	1	0	0	0	0	0	0	0	0	0	0	0	0	0	0	0	0	0	L	19-37
10/17	Dolphins	S	12	9	3	0.0	0.0	0	0	0	0	0	0	0	0	0	0	0	0	0	0	0	0	0	0	0	W	23-20
10/31	at Seahawks	S	8	4	4	0.0	0.0	0	0	0	0	0	0	0	0	0	0	0	0	0	0	0	0	0	0	0	L	7-31
2021 TOTALS		**7-7**	**53**	**29**	**24**	**0.0**	**0.0**	**1**	**1**	**0**	**0**	**0**	**0**	**0**	**0**	**0**	**0**	**0**	**0**	**1**	**1**	**0**	**0**	**0**	**0**	**0**	**1-6**	

2020 GAME-BY-GAME REGULAR-SEASON STATISTICS (CHIEFS)

			TACKLES								INTERCEPTIONS					O. FUMB				ST					MISC			
DATE	OPPONENT	P/S	TK	S	A	SK	YDS	TFL	YDS	QBH	NO	YDS	LG	TD	PD	FF	FR	TD	YDS	TK	S	A	FF	FR	S	A	W/L	SCORE
09/10	Texans	S	2	1	1	0.0	0.0	0	0	0	0	0	0	0	0	0	0	0	0	0	0	0	0	0	0	0	W	34-20
09/20	at Chargers	S	11	7	4	0.0	0.0	1	1	0	0	0	0	0	0	0	0	0	0	0	0	0	0	0	0	0	W	23-20+
09/28	at Ravens	S	4	2	2	0.0	0.0	0	0	0	0	0	0	0	1	1	0	0	0	0	0	0	0	0	0	0	W	34-20
10/05	Patriots	S	3	2	1	0.0	0.0	0	0	0	0	0	0	0	0	0	0	0	0	1	1	0	0	0	0	0	W	26-10
10/11	Raiders	S	9	3	6	0.0	0.0	1	1	0	0	0	0	0	0	0	0	0	0	0	0	0	0	0	0	0	L	32-40
10/19	at Bills	S	6	5	1	0.0	0.0	0	0	0	0	0	0	0	0	0	0	0	0	1	1	0	0	0	0	0	W	26-17
10/25	at Broncos	S	8	6	2	0.0	0.0	0	0	0	0	0	0	0	0	0	0	0	0	0	0	0	0	0	0	0	W	43-16
11/01	Jets	S	7	6	1	0.0	0.0	0	0	0	0	0	0	0	0	0	0	0	0	0	0	0	0	0	0	0	W	35-9
11/08	Panthers	S	2	2	0	0.0	0.0	0	0	0	0	0	0	0	0	0	0	0	0	0	0	0	0	0	0	0	W	33-31
11/22	at Raiders	S	6	3	3	0.0	0.0	0	0	0	0	0	0	0	0	0	0	0	0	0	0	0	0	0	0	0	W	35-31
11/29	at Buccaneers	S	2	0	2	0.0	0.0	0	0	0	0	0	0	0	0	0	0	0	0	1	1	0	0	0	0	0	W	27-24
12/06	Broncos	S	5	2	3	0.0	0.0	0	0	0	0	0	0	0	0	0	0	0	0	0	0	0	0	0	0	0	W	22-16
12/13	at Dolphins											INACTIVE															W	33-27
12/20	at Saints											INACTIVE															W	32-29
12/27	Falcons											INACTIVE															W	17-14
01/03	Chargers											INACTIVE															L	21-38
2020 TOTALS		**12-12**	**65**	**39**	**26**	**0.0**	**0.0**	**2**	**2**	**0**	**0**	**0**	**0**	**0**	**1**	**1**	**0**	**0**	**0**	**3**	**3**	**0**	**0**	**0**	**0**	**0**	**14-2**	

+ - Overtime

2020 GAME-BY-GAME POSTSEASON STATISTICS (CHIEFS)

			TACKLES								INTERCEPTIONS					O. FUMB				ST					MISC			
DATE	OPPONENT	P/S	TK	S	A	SK	YDS	TFL	YDS	QBH	NO	YDS	LG	TD	PD	FF	FR	TD	YDS	TK	S	A	FF	FR	S	A	W/L	SCORE
01/17	Browns	S	4	3	1	0.0	0.0	0	0	0	0	0	0	0	1	0	0	0	0	0	0	0	0	0	0	0	W	22-17
01/24	Bills	S	0	0	0	0.0	0.0	0	0	0	0	0	0	0	0	0	0	0	0	0	0	0	0	0	0	0	W	38-24
02/07	at Buccaneers	S	10	6	4	0.0	0.0	1	3	0	0	0	0	0	0	0	0	0	0	0	0	0	0	0	0	0	L	9-31
2020 TOTALS		**3-3**	**14**	**9**	**5**	**0.0**	**0.0**	**1**	**3**	**0**	**0**	**0**	**0**	**0**	**1**	**0**	**0**	**0**	**0**	**0**	**0**	**0**	**0**	**0**	**0**	**0**	**2-1**	

ANDREW WINGARD | 42

POSITION: SAFETY
HT: 6-0 | **WT:** 200 | **DOB:** 12-5-1996
COLLEGE: WYOMING
HOMETOWN: ARVADA, COLO.
ACQ: FA-'19
EXP: 3rd YEAR

@deweywingard

KEY TRANSACTIONS

- Originally signed by Jacksonville as an undrafted rookie on 5/10/19

PRO

2021 (Jaguars)

- **10/31 at SEA:** Started at safety and recorded two total tackles
- **10/17 vs. MIA:** Started at safety and totaled seven tackles (five solo), including one tackle for loss
- **10/10 vs. TEN:** Started at safety and recorded five total tackles
- **9/30 at CIN:** Started at safety and recorded six tackles (four solo)... Added one special teams tackle
- **9/26 vs. ARi:** Started at safety and recorded seven total tackles (four solo), one interception and one pass defensed... Recorded the third INT of his career when he intercepted QB Kyler Murray and returned it 22 yards in the third quarter
- **9/19 vs. DEN:** Started at safety and tallied a team-high eight tackles, including his second career sack
- **9/12 at HOU:** Started at safety and recorded five total tackles (four solo) and one special teams tackle

2020 (Jaguars)

- Saw action in 13 games, starting four... Tallied 42 tackles (30), five passes defensed, two INTs and one fumble recovery... Also made eight stops on special teams
- **9/13 vs. IND:** Saw action at free safety, recording his first career INT in the fourth quarter, and on special teams, leading the team with two special teams stops
- **9/20 at TEN:** Started at free safety and posted a career-high nine tackles (seven solo)
- **11/29 vs. CLE:** Started at safety and tallied three tackles (one solo), one pass defensed and his first-career fumble recovery, which he returned for 17 yards

2019 (Jaguars)

- Apppeared in all 16 games, making two starts, while compiling 19 tackles (14 solo), 1.0 sack and one forced fumble... Led the team with 11 special teams tackles
- **9/8 vs. K.C.:** Made his NFL debut, seeing action at safety and on special teams and totaled one solo tackle and two special teams tackles
- **12/1 vs. T.B.:** Made his first career start at strong safety, recording six tackles (five solo), including a strip-sack, marking the first sack of his career

COLLEGE

- Finished second in Wyoming school history with 454 tackles while adding 18 passes defensed, 10 INTs and five forced fumbles
- Recorded 87 tackles (46 solo), three passes defensed and two INTs as a senior in 2018, earning First-Team All-Mountain West honors
- Named First-Team All-Mountain West as a junior in 2017 after totaling 114 tackles and a career-high five INTs
- Recorded 131 total tackles in 2016, which ranked fourth in the FBS and first in the Mountain West
- Played in all 12 games (11 starts) as a freshman in 2015 and registered 122 total tackles
- His 6.9 solo tackles per game ranked No. 1 in the Mountain West and No. 4 in the NCAA

PERSONAL

- Attended Ralston Valley (Arvada, Colo.) High School and rushed for 1,653 yards on 190 carries in his senior season
- Earned first-team all-state honors after totaling 2,702 all-purpose yards
- Father, Dan, was a punter at the University of Nebraska
- Avid skier and golfer

ANDREW WINGARD'S NFL REGULAR SEASON DEFENSIVE STATISTICS

				TACKLES								INTERCEPTIONS					O. FUMB				ST					MISC	
DATE	TEAM	GP	GS	TK	S	A	TFL	YDS	SK	YDS	QBH	NO	YDS	LG	TD	PD	FF	FR	TD	YDS	TK	S	A	FF	FR	S	A
2019	Jaguars	16	2	19	14	5	0	0	1.0	3.0	2	0	0	0	0	0	1	0	0	0	11	8	3	0	0	0	0
2020	Jaguars	13	4	42	30	12	3	8	0.0	0.0	0	2	31	19	0	5	0	1	0	17	8	5	3	0	0	0	0
2021	Jaguars	7	7	40	27	13	2	2	1.0	1.0	1	1	23	23	0	1	0	0	0	0	2	1	1	0	0	0	0
NFL TOTALS		**36**	**13**	**101**	**71**	**30**	**5**	**10**	**2.0**	**4.0**	**3**	**3**	**54**	**23**	**0**	**6**	**1**	**1**	**0**	**17**	**21**	**14**	**7**	**0**	**0**	**0**	**0**

SINGLE-GAME HIGHS: DEFENSIVE

Total Tackles 9 at Cincinnati Bengals, Oct 04, 2020
9 at Tennessee Titans, Sep 20, 2020

Sacks 1.0 vs. Denver Broncos, Sep 19, 2021
1.0 vs. Tampa Bay Buccaneers, Dec 01, 2019

Passes Defensed 1 vs. Arizona Cardinals, Sep 26, 2021
1 at Indianapolis Colts, Jan 03, 2021
...4 more at 1.

Forced Fumbles 1 vs. Tampa Bay Buccaneers, Dec 01, 2019

Fumble Recoveries 1 vs. Cleveland Browns, Nov 29, 2020

Tackles For Loss 3 at Indianapolis Colts, Jan 03, 2021
1 vs. Miami Dolphins, Oct 17, 2021
...1 more at 1.

Interceptions 1 vs. Arizona Cardinals, Sep 26, 2021
1 at Indianapolis Colts, Jan 03, 2021
...1 more at 1.

Interception Return Yards 23 vs. Arizona Cardinals, Sep 26, 2021
19 at Indianapolis Colts, Jan 03, 2021

Special Teams Tackles 3 at Atlanta Falcons, Dec 22, 2019
2 vs. Chicago Bears, Dec 27, 2020
...2 more at 2.

2021 GAME-BY-GAME REGULAR-SEASON STATISTICS (JAGUARS)

			TACKLES								INTERCEPTIONS					O. FUMB				ST					MISC			
DATE	OPPONENT	P/S	TK	S	A	SK	YDS	TFL	YDS	QBH	NO	YDS	LG	TD	PD	FF	FR	TD	YDS	TK	S	A	FF	FR	S	A	W/L	SCORE
09/12	at Texans	S	5	4	1	0.0	0.0	0	0	0	0	0	0	0	0	0	0	0	0	1	0	1	0	0	0	0	L	21-37
09/19	Broncos	S	8	5	3	1.0	1.0	1	1	1	0	0	0	0	0	0	0	0	0	0	0	0	0	0	0	0	L	13-23
09/26	Cardinals	S	7	4	3	0.0	0.0	0	0	0	1	23	23	0	1	0	0	0	0	0	0	0	0	0	0	0	L	19-31
09/30	at Bengals	S	6	4	2	0.0	0.0	0	0	0	0	0	0	0	0	0	0	0	0	1	1	0	0	0	0	0	L	21-24
10/10	Titans	S	5	5	0	0.0	0.0	0	0	0	0	0	0	0	0	0	0	0	0	0	0	0	0	0	0	0	L	19-37
10/17	Dolphins	S	7	5	2	0.0	0.0	1	1	0	0	0	0	0	0	0	0	0	0	0	0	0	0	0	0	0	W	23-20
10/31	at Seahawks	S	2	0	2	0.0	0.0	0	0	0	0	0	0	0	0	0	0	0	0	0	0	0	0	0	0	0	L	7-31
2021 TOTALS		**7-7**	**40**	**27**	**13**	**1.0**	**1.0**	**2**	**2**	**1**	**1**	**23**	**23**	**0**	**1**	**0**	**0**	**0**	**0**	**2**	**1**	**1**	**0**	**0**	**0**	**0**	**1-6**	

2020 GAME-BY-GAME REGULAR-SEASON STATISTICS (JAGUARS)

			TACKLES								INTERCEPTIONS					O. FUMB				ST					MISC			
DATE	OPPONENT	P/S	TK	S	A	SK	YDS	TFL	YDS	QBH	NO	YDS	LG	TD	PD	FF	FR	TD	YDS	TK	S	A	FF	FR	S	A	W/L	SCORE
09/13	Colts	P	0	0	0	0.0	0.0	0	0	0	1	12	12	0	1	0	0	0	0	2	2	0	0	0	0	0	W	27-20
09/20	at Titans	S	9	7	2	0.0	0.0	0	0	0	0	0	0	0	0	0	0	0	0	0	0	0	0	0	0	0	L	30-33
09/24	Dolphins	S	3	3	0	0.0	0.0	0	0	0	0	0	0	0	0	0	0	0	0	0	0	0	0	0	0	0	L	13-31
10/04	at Bengals	S	9	5	4	0.0	0.0	0	0	0	0	0	0	0	1	0	0	0	0	1	0	1	0	0	0	0	L	25-33
10/11	at Texans	P	0	0	0	0.0	0.0	0	0	0	0	0	0	0	0	0	0	0	0	1	0	1	0	0	0	0	L	14-30
10/18	Lions										INJURED RESERVE																L	16-34
10/25	at Chargers										INJURED RESERVE																L	29-39
11/08	Texans										INJURED RESERVE																L	25-27
11/15	at Packers	P	0	0	0	0.0	0.0	0	0	0	0	0	0	0	0	0	0	0	0	0	0	0	0	0	0	0	L	20-24
11/22	Steelers	P	3	2	1	0.0	0.0	0	0	0	0	0	0	0	1	0	0	0	0	1	1	0	0	0	0	0	L	3-27
11/29	Browns	S	3	1	2	0.0	0.0	0	0	0	0	0	0	0	1	0	1	0	17	0	0	0	0	0	0	0	L	25-27
12/06	at Vikings	P	0	0	0	0.0	0.0	0	0	0	0	0	0	0	0	0	0	0	0	0	0	0	0	0	0	0	L	24-27+
12/13	Titans	P	3	2	1	0.0	0.0	0	0	0	0	0	0	0	0	0	0	0	0	0	0	0	0	0	0	0	L	10-31
12/20	at Ravens	P	3	3	0	0.0	0.0	0	0	0	0	0	0	0	0	0	0	0	0	0	0	0	0	0	0	0	L	14-40
12/27	Bears	P	4	3	1	0.0	0.0	0	0	0	0	0	0	0	0	0	0	0	0	2	1	1	0	0	0	0	L	17-41
01/03	at Colts	P	5	4	1	0.0	0.0	3	8	0	1	19	19	0	1	0	0	0	0	1	1	0	0	0	0	0	L	14-28
2020 TOTALS		**13-4**	**42**	**30**	**12**	**0.0**	**0.0**	**3**	**8**	**0**	**2**	**31**	**19**	**0**	**5**	**0**	**1**	**0**	**17**	**8**	**5**	**3**	**0**	**0**	**0**	**0**	**1-15**	

+ - Overtime

MATTHEW WRIGHT | 15

POSITION: KICKER
HT: 6-0 | **WT:** 179 | **DOB:** 3-22-1996
COLLEGE: CENTRAL FLORIDA
HOMETOWN: LANCASTER, PA.
ACQ: PS (JAX)-'21
EXP: 1st YEAR

KEY TRANSACTIONS

- Originally signed by Pittsburgh as a rookie free agent on 4/29/19
- Signed as a free agent with the Lions on 1/22/21
- Signed to the Jaguars practice squad on 9/28/21
- Elevated to active/inactive list on 9/30/21
- Elevated to active/inactive list on 10/9/21

PRO

2021 (Jaguars)

- **10/31 at SEA:** Made one extra point on one attempt
- **10/17 vs. MIA:** Connected on all three of his field goal attempts (40, 53, 54) including a 53-yard game-winning field goal.... First kicker in franchise history to connect on two 50-plus yard FGs in the fourth quarter... Also became the first kicker in NFL history to make multiple FGs of 50-plus yards in the last four minutes of the fourth quarter in a single game
- **10/10 vs. TEN:** Made one extra point on three attempts
- **9/30 at CIN:** Converted all three extra point attempts

2020 (Steelers)

- Played in 3 games... Finished the season 4-of-4 on FGs and 7-of-7 on PATs

COLLEGE

- Record holder for most points in a career with 375
- Set program record with 212 PATs, including a record 153 in a row
- Connected on 55-of-71 field goals, tied for the all-time record with a career percentage of .774
- Made 210-of-213 (.985) extra points

PERSONAL

- Played for coach John Manion at Lampeter-Strasburg High School in Pennsylvania
- Converted 9-of-11 field-goal attempts as a senior, with a long of 42
- A Lancaster Newspapers Fall All-Star in soccer

MATTHEW WRIGHT'S NFL REGULAR SEASON KICKING STATISTICS

DATE	TEAM	GP	FGM	FGA	PCT.	LG	XP	XPA	PCT.	BLK	PTS
2020	Steelers	3	4	4	100.0	46	7	7	100.0	0	19
2021	Jaguars	4	3	4	75.0	54	7	8	87.5	0	16
NFL TOTALS		**7**	**7**	**8**	**87.5**	**54**	**14**	**15**	**93.3**	**0**	**35**

MATTHEW WRIGHT'S NFL REGULAR SEASON FIELD-GOAL ACCURACY STATISTICS

DATE	TEAM	1-19	PCT.	20-29	PCT.	30-39	PCT.	40-49	PCT.	50+	PCT.
2020	Steelers	0-0	0.0	1-1	100.0	1-1	100.0	2-2	100.0	0-0	0.0
2021	Jaguars	0-0	0.0	0-0	0.0	0-0	0.0	1-1	100.0	2-3	66.7
NFL TOTALS		**0-0**	**0.0**	**1-1**	**100.0**	**1-1**	**100.0**	**3-3**	**100.0**	**2-3**	**66.7**

SINGLE-GAME HIGHS: KICKER

Field Goals Made	3 vs. Miami Dolphins, Oct 17, 2021 3 at Cleveland Browns, Jan 03, 2021
Field Goal Attempts	3 vs. Miami Dolphins, Oct 17, 2021 3 at Cleveland Browns, Jan 03, 2021
Longest Field Goals Made	54 vs. Miami Dolphins, Oct 17, 2021 46 at Cleveland Browns, Jan 03, 2021
PATs Made	4 vs. Indianapolis Colts, Dec 27, 2020 3 at Cincinnati Bengals, Sep 30, 2021
PAT Attempts	4 vs. Indianapolis Colts, Dec 27, 2020 3 at Cincinnati Bengals, Sep 30, 2021
Points	11 vs. Miami Dolphins, Oct 17, 2021 10 at Cleveland Browns, Jan 03, 2021
Longest Field Goals Attempt	53 vs. Tennessee Titans, Oct 10, 2021
Kickoff Average	58.6 vs. Indianapolis Colts, Dec 27, 2020 54.2 at Cleveland Browns, Jan 03, 2021

2021 GAME-BY-GAME REGULAR-SEASON STATISTICS (JAGUARS)

			FIELD GOALS				EXTRA POINTS						
DATE	OPPONENT		FGM	FGA	PCT	LG	XP	XPA	PCT	BLK	PTS	W/L	SCORE
09/12	at Texans					NOT ON ROSTER						L	21-37
09/19	Broncos					NOT ON ROSTER						L	13-23
09/26	Cardinals					NOT ON ROSTER						L	19-31
09/30	at Bengals	P	0	0	0.0	0	3	3	100.0	0	3	L	21-24
10/10	Titans					PRACTICE SQUAD						L	19-37
10/17	Dolphins					PRACTICE SQUAD						W	23-20
10/31	at Seahawks	P	0	0	0.0	0	1	1	100.0	0	1	L	7-31
2021 TOTALS		**2**	**0**	**0**	**0.0**	**0**	**4**	**4**	**100.0**	**0**	**4**	**1-6**	

2020 GAME-BY-GAME REGULAR-SEASON STATISTICS (STEELERS)

			FIELD GOALS				EXTRA POINTS						
DATE	OPPONENT		FGM	FGA	PCT	LG	XP	XPA	PCT	BLK	PTS	W/L	SCORE
09/14	at Giants					NOT ON ROSTER						W	26-16
09/20	Broncos					NOT ON ROSTER						W	26-21
09/27	Texans					NOT ON ROSTER						W	28-21
10/11	Eagles					NOT ON ROSTER						W	38-29
10/18	Browns					NOT ON ROSTER						W	38-7
10/25	at Titans					NOT ON ROSTER						W	27-24
11/01	at Ravens					NOT ON ROSTER						W	28-24
11/08	at Cowboys					NOT ON ROSTER						W	24-19
11/15	Bengals					NOT ON ROSTER						W	36-10
11/22	at Jaguars					NOT ON ROSTER						W	27-3
12/02	Ravens					PRACTICE SQUAD						W	19-14
12/07	Washington	P	1	1	100.0	37	2	2	100.0	0	5	L	17-23
12/13	at Bills					PRACTICE SQUAD						L	15-26
12/21	at Bengals					PRACTICE SQUAD						L	17-27
12/27	Colts	P	0	0	0.0	0	4	4	100.0	0	4	W	28-24
01/03	at Browns	P	3	3	100.0	46	1	1	100.0	0	10	L	22-24
2020 TOTALS		**3**	**4**	**4**	**100.0**	**46**	**7**	**7**	**100.0**	**0**	**19**	**12-4**	

2020 GAME-BY-GAME POSTSEASON STATISTICS (STEELERS)

			FIELD GOALS				EXTRA POINTS						
DATE	OPPONENT		FGM	FGA	PCT	LG	XP	XPA	PCT	BLK	PTS	W/L	SCORE
01/10	Browns					PRACTICE SQUAD						L	37-48
2020 TOTALS		**0**	**0**	**0**	**0.0**	**0**	**0**	**0**	**0.0**	**0**	**0**	**0-1**	