



JANUARY 5, 2025
REGULAR SEASON WEEK 18



JAGUARS

AT



COLTS





JOHN DEVER | SENIOR VICE PRESIDENT AND CHIEF COMMUNICATIONS OFFICER | DEVERJ@NFL.JAGUARS.COM
AMANDA HOLT | SENIOR DIRECTOR OF FOOTBALL COMMUNICATIONS | HOLTAF@NFL.JAGUARS.COM
LYNDSAY ROSSMAN | DIRECTOR OF BUSINESS COMMUNICATIONS | ROSSMANL@NFL.JAGUARS.COM
DYLAN MORTON | DIRECTOR OF FOOTBALL COMMUNICATIONS | MORTOND@NFL.JAGUARS.COM
EMILY MEARS | PUBLIC RELATIONS COORDINATOR | MEARSE@NFL.JAGUARS.COM
JACOB LAMOTTA | PUBLIC RELATIONS ASSOCIATE | LAMOTTAJ@NFL.JAGUARS.COM
 @JAGUARS | @JAGUARSPR | JAGUARS.COM



JACKSONVILLE JAGUARS AT INDIANAPOLIS COLTS / JANUARY 5 / 1 P.M. ET



JAGUARS AIM TO FINISH SEASON 2-0 VS. COLTS

The Jacksonville Jaguars (4-12) visit the Indianapolis Colts (7-9) at Lucas Oil Stadium for their 2024 season finale with an opportunity to sweep the season series for the second-straight year and finish 4-2 in the AFC South for the third-straight year. The teams last met on Oct. 6, a 37-34 Jacksonville victory.

The Jaguars are coming off of a 20-13 win over the division rival Tennessee Titans in Week 17, sweeping the Titans for the second time in three seasons.

Jacksonville is 11-6 against AFC South opponents under **Head Coach Doug Pederson**, including a 4-1 record against Indianapolis.



BROADCAST

	Jason Benetti (Play-by-Play) Brady Quinn (Analyst) Sarah Kustok (Sideline)
	Frank Frangie (Play-by-Play) Jeff Lageman and Tony Boselli (Analysts) Bucky Brooks (Field Analyst)
	Javier Carrero (Play-by-Play) Victor Cora (Analyst)

NUMBERS TO KNOW: LAST MEETING VS. INDIANAPOLIS

Category	Leader	Stat
Passing Yards	QB Trevor Lawrence	371
Passing Touchdowns	QB Trevor Lawrence	2
Receiving Yards	WR Brian Thomas Jr.	122
Receiving Touchdowns	TE Brenton Strange WR Brian Thomas Jr.	1
Receiving Long	WR Brian Thomas Jr.	85t
Rushing Yards	RB Tank Bigsby	101
Rushing Touchdowns	RB Tank Bigsby	2
Tackles	S Antonio Johnson	11
Sacks	DE Travon Walker	3.0
Tackles For Loss	DE Travon Walker	3
Forced Fumbles	DE Travon Walker	1
Fumble Recoveries	DE Josh Hines-Allen	1

KING OF THE SOUTH

In five divisional games this season, rookie **WR Brian Thomas Jr.** has totaled 30 receptions for 461 yards (15.4 average) and four touchdowns.



THOMAS JR. VS. AFC SOUTH

Opponent	Rec	Yds	Avg	Lg	TD
W4 at HOU	6	86	14.3	32	1
W5 vs. IND	5	122	24.4	85t	1
W13 vs. HOU	4	76	19.0	56	1
W14 at TEN	8	86	10.8	31	0
W17 vs. TEN	7	91	13.0	31	1
TOTAL	30	461	15.4	85t	4

Thomas Jr. posted 91 yards and a touchdown on seven receptions in Week 17 vs. Tennessee, increasing his season totals to 1,179 yards and 10 touchdowns on 80 receptions. Thomas Jr. is the fourth rookie since the 1970 NFL-AFL merger to reach over 1,100 receiving yards and 10 receiving touchdowns.

ROOKIES WITH 1,100-PLUS YARDS RECEIVING AND 10-PLUS TOUCHDOWN RECEPTIONS SINCE 1970 NFL-AFL MERGER



WR RANDY MOSS
MIN, 1998
1,305 REC. YDS
17 REC. TDS

WR ODELL BECKHAM JR.
NYG, 2014
1,305 REC. YDS
12 REC. TDS

WR JA'MARR CHASE
CIN, 2021
1,455 REC. YDS
13 REC. TDS

WR BRIAN THOMAS JR.
JAX, 2024
1,179 REC. YDS
10 REC. TDS

Last week marked Thomas Jr.'s eighth game this season with 60-plus yards receiving and a touchdown reception, tied with WR Randy Moss for the most in NFL history by a rookie and tied with WR Ja'Marr Chase for most in the NFL in 2024. His 10 games of over 75 receiving yards are the most by a rookie in NFL history and are tied with Chase for second-most in the league this season, trailing only WR Justin Jefferson (12).

Since 1970, Thomas Jr.'s 10 receiving touchdowns are tied for seventh-most in the NFL by a rookie, while his 1,179 receiving yards are eighth-most. Both lead the 2024 NFL Draft Class this season.

THOMAS JR. IN THE RANKINGS

Stat (No.)	Rookies, Franchise History	NFL Rookies, 2024	Rookies, NFL History	NFL Overall, 2024
Receiving Yds (1,179)	1st	1st	8th	5th
Receiving TDs (10)	1st	1st	T-7th	T-5th
Yards Per Catch (14.7 ; min. 80 receptions)	1st	1st	4th	2nd
Yards After Catch (536)	1st	2nd	10th	7th
75-Plus Receiving Games (10)	1st	1st	1st	T-2nd

JAGUARS INFORMATION

2024 SCHEDULE

Date	Opponent	Time (TV)/Result
Sun., Sept. 8	at Miami Dolphins	L, 20-17
Sun., Sept. 15	Cleveland Browns	L, 18-13
Mon., Sept. 23	at Buffalo Bills	L, 47-10
Sun., Sept. 29	at Houston Texans	L, 24-20
Sun., Oct. 6	Indianapolis Colts	W, 37-34
Sun., Oct. 13	at Chicago Bears (London)	L, 35-16
Sun., Oct. 20	New England Patriots (London)	W, 32-16
Sun., Oct. 27	Green Bay Packers	L, 30-27
Sun., Nov. 3	at Philadelphia Eagles	L, 28-23
Sun., Nov. 10	Minnesota Vikings	L, 12-7
Sun., Nov. 17	at Detroit Lions	L, 52-6
BYE		
Sun., Dec. 1	Houston Texans	L, 23-20
Sun., Dec. 8	at Tennessee Titans	W, 10-6
Sun., Dec. 15	New York Jets	L, 32-25
Sun., Dec. 22	at Las Vegas Raiders	L, 19-14
Sun., Dec. 29	Tennessee Titans	W, 20-13
Sun., Jan. 5	at Indianapolis Colts	1 p.m. (FOX)

JAGUARS COMMUNICATIONS STAFF



John Dever
Sr. Vice President
and Chief
Communications
Officer




Amanda Holt
Sr. Director
of Football
Communications



Lyndsay Rossman
Director of Business
Communications



Dylan Morton
Director of Football
Communications



Emily Mears
Public Relations
Coordinator



Jacob LaMotta
Public Relations
Associate

PRONUNCIATION GUIDE

Yasir Abdullah	YA-seer
Josiah Deguara	DUH-gwa-ruh
Devin Duvernay	DOO-ver-nay
Travis Etienne Jr.	ETN
Luke Farrell	FAIR-ull
Javon Foster	juh-von
DaVon Hamilton	DUH-von
Ross Maticcik	MATTA-sick
Chad Muma	MOO-ma
Foyesade Oluokun	foy-eh-sha-day oh-LOU-a-kin
Ezezi Otomewo	eh-SAY-zee oh-TOE-may-woh
Brandon Scherff	SCHER-eff
Travon Walker	TRAY-von
Andrew Wingard	WING-urd

NUMBER TO KNOW: ROAD TO FRANCHISE SACK RECORD

2.5

DE Josh Hines-Allen is **2.5** sacks away from breaking the franchise sack record held by DE Tony Brackens (55.0) after recording his 53rd-career sack in Week 17. He has 10.5 sacks in 10 career games against Indianapolis, including a career-high 3.0 sacks in Week 1 of 2023. Hines-Allen has posted at least 1.0 sack in each of the last three games vs. the Colts.

JAGUARS-COLTS SERIES

Head Coach: Shane Steichen (Since 2023 · 16-17 · .485)
Stadium: Lucas Oil Stadium (Since 2008 · 63,000)

Regular-Season Series: 20-27 (.426) Home Record: 14-10 (.583)
Postseason Series: 0-0 (.000) Road Record: 6-17 (.261)

Date	Location	Result	Attendance
Oct. 6, 2024	Jacksonville	W, 37-34	60,214
Oct. 15, 2023	Jacksonville	W, 37-20	64,851
Sept. 10, 2023	Indianapolis	W, 31-21	65,749
Oct. 16, 2022	Indianapolis	L, 34-27	65,749
Sept. 18, 2022	Jacksonville	W, 24-0	58,360
Jan. 9, 2022	Jacksonville	W, 26-11	60,516
Nov. 14, 2021	Indianapolis	L, 23-17	60,622
Jan. 3, 2021	Indianapolis	L, 28-14	9,976
Sept. 13, 2020	Jacksonville	W, 27-20	14,100
Dec. 29, 2019	Jacksonville	W, 38-20	58,472
Nov. 17, 2019	Indianapolis	L, 33-13	61,986
Dec. 2, 2018	Jacksonville	W, 6-0	67,030
Nov. 11, 2018	Indianapolis	L, 29-26	57,473
Dec. 3, 2017	Jacksonville	W, 30-10	61,207
Oct. 22, 2017	Indianapolis	W, 27-0	63,104
Jan. 1, 2017	Indianapolis	L, 24-20	65,160
Oct. 2, 2016	London	W, 30-27	83,764
Dec. 13, 2015	Jacksonville	W, 51-16	62,372
Oct. 4, 2015	Indianapolis	L, 16-13 (OT)	65,609
Nov. 23, 2014	Indianapolis	L, 23-3	64,328
Sept. 21, 2014	Jacksonville	L, 44-17	60,601
Dec. 29, 2013	Indianapolis	L, 30-10	66,008
Sept. 29, 2013	Jacksonville	L, 37-3	59,695
Nov. 8, 2012	Jacksonville	L, 27-10	63,272
Sept. 23, 2012	Indianapolis	W, 22-17	63,536
Jan. 1, 2012	Jacksonville	W, 19-13	62,481
Nov. 13, 2011	Indianapolis	W, 17-3	64,619
Dec. 19, 2010	Indianapolis	L, 34-24	67,147
Oct. 3, 2010	Jacksonville	W, 31-28	63,111
Dec. 17, 2009	Jacksonville	L, 35-31	63,753
Sept. 13, 2009	Indianapolis	L, 14-12	65,757
Dec. 18, 2008	Jacksonville	L, 31-24	65,648
Sept. 21, 2008	Indianapolis	W, 23-21	65,938
Dec. 2, 2007	Indianapolis	L, 28-25	57,302
Oct. 22, 2007	Jacksonville	L, 29-7	67,164
Dec. 10, 2006	Jacksonville	W, 44-17	67,164
Sept. 24, 2006	Indianapolis	L, 21-14	57,041
Dec. 11, 2005	Jacksonville	L, 26-18	67,164
Sept. 18, 2005	Indianapolis	L, 10-3	56,460
Oct. 24, 2004	Indianapolis	W, 27-24	56,615
Oct. 3, 2004	Jacksonville	L, 24-17	73,114
Nov. 9, 2003	Jacksonville	W, 28-23	45,037
Sept. 21, 2003	Indianapolis	L, 23-13	55,770
Dec. 29, 2002	Indianapolis	L, 20-13	56,755
Sept. 8, 2002	Jacksonville	L, 28-25	56,595
Sept. 25, 2000	Indianapolis	L, 43-14	56,816
Dec. 10, 1995	Jacksonville	L, 41-31	66,099

JAGUARS REGULAR-SEASON RECORDS

Overall Record: 202-281
Home Record: 122-120
Away Record: 80-161
Record Against AFC South: 61-92



WHAT TO WATCH FOR

WR BRIAN THOMAS JR.

- Needs **135 receiving yards** to move into the top five in receiving yards by a rookie in NFL history passing WR Michael Clayton (1,193), WR Odell Beckham Jr. (1,305) and WR Randy Moss (1,313).

RECEIVING YARDS, ROOKIE WR, NFL HISTORY, SUPER BOWL ERA

RK.	PLAYER (SEASON)	YARDS
1.	WR Puka Nacua (2023)	1,486
2.	WR Ja'Marr Chase (2021)	1,455
3.	WR Justin Jefferson (2020)	1,400
4.	WR Anquan Boldin (2003)	1,377
5.	WR Randy Moss (1998)	1,313
6.	WR Odell Beckham Jr. (2014)	1,305
7.	WR Michael Clayton (2004)	1,193
8.	WR Brian Thomas Jr. (2024)	1,179
9.	WR Malik Nabers (2024)	1,140
10.	WR Michael Thomas (2016)	1,137

- Needs **21 receiving yards** to become the seventh rookie in NFL history to reach 1,200 yards.
- Needs **10 receptions** to become the fourth player in franchise history to reach 90 receptions in a season.
- Needs **65 receiving yards** to reach fifth-most in a season in franchise history. Thomas Jr.'s 1,179 receiving yards currently rank ninth.
- Aims for sixth straight game with a reception of at least **30 yards**.
- Aims for fourth consecutive game with a **receiving touchdown**. With **one receiving touchdown**, Thomas Jr. would have sole possession of second place for receiving touchdowns in a season in franchise history. Since Week 13, Thomas Jr.'s five touchdowns are tied for third in the NFL.
- Needs **one receiving touchdown** to move into a tie for sixth place with WR Mike Williams in receiving touchdowns by a rookie in NFL history.
- Aims for seventh consecutive game with at least **75** receiving yards. His 10 games with at least 75 receiving yards are tied for second most among all players this season.
- Aims for fifth consecutive game with at least **seven receptions**. Since December 1, Thomas Jr.'s 38 receptions rank sixth in the NFL. His 490 receiving yards also rank sixth.
- Aims for 17th consecutive game with at least **two receptions**. Thomas Jr.'s 16-game streak with at least two receptions is the longest to start a career in franchise history.
- Aims for seventh straight game with at least **three receiving first downs**. Thomas Jr.'s 50 first down receptions lead the Jaguars and are tied for eighth in the AFC.



DE JOSH HINES-ALLEN

- Needs **2.5 sacks** to set the record for the most in franchise history (55.5), passing DE Tony Brackens (55.0).
- Needs **2.0 sacks** to produce back-to-back seasons with at least 10.0 sacks. The only player to accomplish this feat in franchise history is DL Calais Campbell (2017-18).
- Aims for fifth consecutive game with at least **1.0 sack** against an AFC South opponent. Hines-Allen's streak of four games with a sack against a divisional opponent is tied for the longest of his career.
- Aims for fourth consecutive game with at least **1.0 sack** against Indianapolis. In 10 career games against the Colts, Hines Allen has produced 18 QB hits, 10.5 sacks, nine tackles for loss and two forced fumbles.
- Aims for 11th straight game with at least **one QB hit** against Indianapolis. Hines-Allen has at least one QB hit in every game he has played the Colts in his career (10).
- Needs **three quarterback pressures** for his second consecutive season with at least 70 quarterback pressures. If he has three pressures, he can join DL Tre Hendrickson, DL Myles Garrett, DL Danielle Hunter and LB Micah Parsons as the only players with at least 70 pressures in the last two seasons (according to NextGen Stats).

DE TRAVON WALKER

- Needs **0.5 sack** to produce back-to-back seasons with at least 10.0 sacks. The only player to accomplish this feat in franchise history is DL Calais Campbell. He will also become the first player in franchise history to record at least 10.0 sacks in back-to-back seasons within their first three years in the NFL.
- Aims for fourth consecutive game with at least a **0.5 sack** against Indianapolis. In five career games against the Colts, Walker has 4.5 sacks
- Aims for sixth straight game with at least **one QB hit** against Indianapolis.

RB TRAVIS ETIENNE JR.

- Needs **six receptions** to move into fourth place in franchise history for receptions by a running back, passing RB Leonard Fournette (134).
- Needs **two rushing touchdowns** to move into fourth place among running backs in franchise history, passing RB Stacey Mack (19).
- Aims for third consecutive game with at least **100 scrimmage yards** against Indianapolis on the road. In two career games at Lucas Oil Stadium, Etienne Jr. has produced 212 scrimmage yards (163 rushing, 49 receiving).
- Needs **128 scrimmage yards** to move into sixth place in franchise history passing RB James Stewart (3,804). Etienne Jr. has 752 scrimmage yards through 13 games played in 2024.



WHAT TO WATCH FOR

CB TYSON CAMPBELL

- Needs **one pass defended** to have sole possession of sixth place in franchise history among cornerbacks. Campbell has 25 passes defended in 53 games played.
- Needs **one tackle for loss** to tie CB Tre Herndon for second most tackles for loss by a cornerback in franchise history (9).



S ANDRE CISCO

- Needs **one interception** to place second among safeties in franchise history (nine).
- Needs **four passes defended** to move into second place in franchise history among safeties. Cisco has 24 passes defended in 63 games played.
- Needs **10 total tackles** to have sole possession of fourth place among safeties in franchise history. Cisco has 220 total tackles in 63 games played.



K CAM LITTLE

- Needs **six total points** to record the most points by a rookie in franchise history. Little currently ranks second with 97 points. RB Fred Taylor holds the franchise record with 102 total points in 1998.
- Needs **two made field goals** to reach first place in field goals made by a rookie in franchise history. Little is currently tied-second in team history with 24 made field goals.

FIELD GOALS, ROOKIE, FRANCHISE HISTORY

RK.	PLAYER (SEASON)	FIELD GOALS
1.	K Jason Myers (2015)	26
2.	K Cam Little (2024)	24
	K Josh Scobee (2004)	24
4.	K Mike Hollis (1995)	20
	K Seth Marler (2003)	20

P LOGAN COOKE

- Needs **one punt inside the 10-yard line** for his seventh consecutive season with at least 11 punts inside the 10-yard line. He is one of four players to record six consecutive seasons of at least 11 punts inside the 10-yard line since 2000.
- Aims for 14th straight game with at least **one punt inside the 20**.
- Needs **six punts** inside the 20 to set a new single season career-high. With six punts inside the 20, Cooke can also reach 200 for his career.
- Aims for his sixth consecutive season with a **43.0-yard net punting average**. His five consecutive seasons currently lead the NFL and his career 43.5-yard net punting average ranks first in NFL history among punters with at least 300 punts. Cooke currently holds a 44.7 net punting average, the highest of his seven-year career.



JACKSONVILLE JAGUARS

- Aim for **fourth** consecutive win against Indianapolis. The Jaguars have outscored the Colts 105-75 in their previous three games.
- Aim for **21st** victory over Indianapolis.
- Aim for third straight game with at least **3.0** sacks against the Colts.
- Aim for third straight season with a **winning record** against divisional opponents. Jacksonville has a 4-2 record against the AFC South in each of the last two seasons.
- Look to improve to **4-2** against AFC South opponents in 2024.
- Look to improve to **12-6** against AFC South opponents under Head Coach Doug Pederson.



JAGUARS CELEBRATE 30TH SEASON

TOM COUGHLIN INDUCTED INTO THE PRIDE OF THE JAGUARS

Tom Coughlin – the franchise's first and all-time winningest head coach – was inducted into the Pride of the Jaguars in a halftime ceremony during Jacksonville's win against the Indianapolis Colts in EverBank Stadium in Week 5.

The Pride honors key individuals who have played a significant role in the development and direction of the franchise. Coughlin stands alongside Tony Boselli (inducted 2006), Wayne and Delores Weaver (2012), Fred Taylor (2012), Mark Brunell (2013) and Jimmy Smith (2016) as one of seven members of the Pride.

Coughlin's selection to the Pride was based on the collective participation and recommendations of current team owner Shad Khan and an independent cross section of former players, media and executives with longstanding familiarity with the franchise.

As a new tradition this year, Pride inductees – past, present and future – will receive the custom Jaguars Pride teal jacket, designed by Charlotte-based design house, Evolution of Style. The teal blazer is embroidered with the new Pride of the Jaguars logo on the breast pocket and "DUUUVAL" in the interior collar.



"THE ORIGINAL"



The Jaguars released a newly-designed logo for their 30th season, decided by fans in a month-long vote and symbolizing the franchise's three-decade journey since its 1995 inaugural season. The Jaguars' 30th Season Logo is entitled "The Original."

The Original features distinct elements with a direct nod to franchise origins: a "30" with numbers in the design of the 1995 expansion season uniforms, and a teal ribbon – a classic symbol of merit – designed with an upward arc representing the Jaguars' forward progress in Jacksonville.

Most importantly, the team's primary symbol – the Jaguars head – is placed at the base of the logo to represent the foundation of strength and unity on which the franchise is built.

PROWLER THROWBACKS

In celebration of the team's 30th season, the Jacksonville Jaguars unveiled the team's long-anticipated "Prowler Throwbacks," which made their debut in Week 5 against the division-rival Indianapolis Colts and were brought back for a second time in Week 15 against the New York Jets.

Prowler Throwbacks get their name from the running Jaguar embroidered on the sleeves of the jerseys which also feature a vintage three-color number. The pants feature a teal stripe with gold and black piping going along the length of the pants. The helmets have the original Jaguars logo on the side used by the team in the inaugural season of 1995 until 2013.

"Everywhere I go and from every comment I read, it's apparent our fans are longing to see Jaguars' players in throwback uniforms," Jaguars President Mark Lamping said in a statement. "That persistence paid off and our uniforms reminiscent of the team's early years are back by popular demand – just in time for the 30th season and, in particular, the Pride of the Jaguars induction of our inaugural head coach, Tom Coughlin."



STADIUM OF THE FUTURE

STADIUM OF THE FUTURE APPROVED BY OWNERS



Following the unanimous vote of the National Football League team owners in October, the \$1.4 billion Stadium of the Future will move forward as planned and the Jaguars will thrive in Jacksonville for decades to come.

Through the renovation of the aging city-owned stadium, the Jaguars are committed to developing a world-class facility worthy of Jacksonville's position as a world-class city, serving its people as the hub for sports, entertainment and community connection.

Identifying the issues with the current facility and the improvements necessary to retain and attract more and more events to downtown Jacksonville was crucial to the design process. The Jaguars held numerous conversations and conducted surveys gathering feedback from key stakeholders including Jaguars fans, the City of Jacksonville, the current stadium management company ASM, the athletic departments at the Universities of Florida and Georgia, TaxSlayer Gator Bowl leadership and prominent concert promoters, who manage and decide where major stadium concerts are held throughout the year.

Upon hearing the news of the unanimous decision by the NFL owners, Jaguars' Owner Shad Khan said, "Today's League approval of our Stadium of the Future plan means we will realize our vision for a reimagined home of the Jaguars in Downtown Jacksonville, scheduled to open in 2028. The venue will be world-class by every definition. It will impressively serve the Jaguars and their fans, attract major sports and entertainment events to our region, and serve as an economic catalyst for decades to come."

The Stadium of the Future is a complement to the tremendous growth happening in Downtown Jacksonville, which includes the completion of riverfront parks, and the Four Seasons Hotel and Private Residences Jacksonville which will serve as the centerpiece of the adjacent Jacksonville Shipyards development.



STADIUM OF THE FUTURE

DESIGN HIGHLIGHTS

The key design features that stadium patrons would look forward to in the new facility include:

- A public subtropical Floridian nature park available for visitors and residents year-round to the elevated midlevel of the stadium on event days;
- Next generation transparent protective canopy providing sun, wind and rain protection, reducing heat retention by 70-plus percent;
- Concourses that extend 360-degrees, four times wider than existing spaces, providing for convenient and safer movement of patrons attending sports, entertainment and special events;
- Flexible seating capacity from more than 63,000 to expand up to 71,500 to accommodate a range of professional and college sports, concerts and special events;
- A transformative environment creating distinctive event experiences through lighting and digital technology;
- Skyline and river views from lookout decks under a fritted roof membrane to introduce dispersed ambient light throughout the stadium interior;
- Increased seating options, including premium offerings from field to sky; and
- First-class interactive social bars, local food options and retail venues in communal spaces for all fans.

TIMELINE

Proposed timeline for the Stadium of the Future:

- **February 2025:** Construction begins
- **Jaguars' 2025 season:** Jaguars play at EverBank Stadium with 60,000-plus capacity
- **Jaguars' 2026 season:** Jaguars play at EverBank Stadium at a reduced capacity (approx. 43,500)
- **Jaguars' 2027 season:** Jaguars play one season away from Jacksonville (Location: TBD)
- **August 2028:** Stadium of the Future opens



EVERBANK STADIUM

EVERBANK STADIUM



The structure currently known as EverBank Stadium has been home to the Jacksonville Jaguars for nearly 30 years. Following the construction of the facility on the previous site of the city's Gator Bowl, the stadium, then known as Jacksonville Municipal Stadium, debuted in time for the team's inaugural preseason game on Aug. 18, 1995.

Jacksonville-based EverBank became the naming rights partner with the Jaguars when the stadium was named EverBank Field from 2010 through the 2017 season, changing to TIAA Bank Field in 2018 following a merger between the two banks that year. In 2023, the EverBank name returned with the EverBank Stadium name, bringing with it the tradition of partnership, reliability and trust, as the bank transitions to new ownership and renews its long-standing commitment to provide a financial advantage to all its nationwide consumer and commercial clients.


Throughout it all, Jaguars fans embraced "The Bank," a nickname that not only the fans but the team itself adopted. With EverBank returning to the stadium's title, "The Bank" will solidify its place in the Jaguars' tradition.

LARGER THAN LIFE

EverBank Stadium is the proud home of the world's largest outdoor in-stadium video boards, which made their debut in 2014. Each 362 feet wide and 60 feet high, the two massive end zone displays are wider than the length of a football field and turned on their sides would be taller than the Statue of Liberty. The video boards feature 13mm HD pixel spacing and can show any combination of live action, instant replays, vivid graphics, colorful animations, up-to-the-minute statistics, scoring information and sponsor advertisements. The wide-angle viewing capability provides fans with a clear view of the displays from any seat in the stadium.

JUST KEEP SWIMMING

Perhaps no feature at EverBank Stadium is more well-known than the two Tropical Smoothie Café Spas located on the top deck in the north end zone. Constructed in 2014, the two swim spas are still one-of-a-kind around the NFL and allow locals and visitors alike to cool off in the hot Florida sun. Guests can lounge in shaded cabanas in between dips in the pool and enjoy full concierge service. They can also join the party in the center of the Farah & Farah Fan Deck at EverBank Stadium. It's one of the biggest party scenes on game day as it's open to any ticketed guest in the stadium, regardless of seat location.



2024 WALTER PAYTON MAN OF THE YEAR


ARIK ARMSTEAD NAMED JACKSONVILLE JAGUARS' NOMINEE FOR WALTER PAYTON NFL MAN OF THE YEAR

DE Arik Armstead has been named this year's Jaguars' nominee for the Walter Payton NFL Man of the Year Award, presented by Nationwide. The award is the league's most prestigious honor, recognizing NFL players who have exhibited excellence on the field and whose passion to impact lives extends beyond the game.

Throughout his 10-year career, Armstead has demonstrated an unwavering commitment to serving the local community. In 2019, he established the Armstead Academic Project (AAP), an initiative that ensures every student, regardless of their socioeconomic status, has direct access to the resources they need to thrive, unlock their potential and achieve their goals.

Through AAP, he has committed himself to education, including a focus on improving literacy rates through his reading initiative, "Storytime with Arik Armstead" in his hometown of Sacramento, Calif.; San Francisco; and now Jacksonville. This fall, Armstead and his wife, Mindy, donated \$50,000 to the Department of Sound to create the first "Sound Mind" production workshop series for over 60 young people to explore STEAM education and social emotional wellness through AAP.

Armstead said, "I am honored to be nominated for the Walter Payton Man of the Year Award in my first year with the Jacksonville Jaguars. This recognition reflects the incredible support from my family, teammates, and the Jaguars organization as we work together to make a positive impact both on and off the field. Giving back to the community has always been a cornerstone of who I am, and I'm grateful for the opportunity to continue that mission here in Jacksonville."



COMMUNITY INITIATIVES

Since joining the Jaguars in 2024, he has been active in the Jacksonville community, expanding his reach by participating in the EverBank Touchdowns for Tomorrow program which highlights the importance of financial literacy, demonstrated on the field through football drills. Armstead joined EverBank staff and hundreds of kids from Duval County Public Schools to emphasize the importance of financial education at a young age and to ensure they are setting themselves up for success in the future. In December, he teamed up with Blessing in a Backpack, a nonprofit that provides food on weekends and holidays for school-aged children who might otherwise go hungry. Through AAP, Armstead and his wife Mindy donated \$20,000 to the school to start this program to help students experiencing food insecurity by providing food-filled backpacks to take home every Friday.



Approximately 200 pre-K through 3rd grade students at Jacksonville's Guardian Catholic School were joined by the Jaguars Foundation, ROAR Cheerleaders and Florida Blue on Dec. 3 for Literacy Locker Room. The children were greeted by Armstead, who provided an exclusive reading and books to add to their at-home libraries and talked about the importance of literacy. Students also surprised Armstead with his selection as the Jaguars' nominee for the Walter Payton Man of the Year while he was there.

RECOGNITION

All 32 nominees will be recognized for their achievements during the week leading up to Super Bowl LIX. The 2024 Walter Payton NFL Man of the Year winner will be announced during NFL Honors, a primetime awards special to air nationally on FOX and the NFL Network on Thursday, Feb. 6, 2025.

Each nominee will receive up to a \$55,000 donation, and the Walter Payton NFL Man of the Year award winner will receive a \$265,000 donation to the charity of his choice. All donations are made possible by the NFL Foundation and Nationwide.

Armstead will also wear a Walter Payton NFL Man of the Year helmet decal through the end of the season in recognition of his accomplishments on and off the field beginning Week 14.



JAGUARS IN THE COMMUNITY

NIRSA CHAMPIONSHIPS

From Dec. 16-18, the Jaguars hosted the National Intramural and Recreational Sports Association (NIRSA) Flag Football Championships, presented by NFL FLAG in Jacksonville and neighboring Middleburg, Fla. More than 30 college flag teams and 300 athletes competed in the three-day tournament, consisting of Men's Women's, Co-Rec, and Unified divisions. The championship games were hosted at the Flex Field at Daily's Place in EverBank Stadium on the final day of tournament play, crowning the champions: University of Georgia (Co-Rec), University of Florida (Unified), University of Florida (Women's) and South Texas College (Men's). This represents the first time that NIRSA has partnered with an NFL team in their 19-year history.



ALL PREP 25

The 2024 Jaguars PREP and Action Sports Jax ALL PREP Top 25 team was announced and recognized at EverBank Stadium on Thursday, Dec. 19. The 25 athletes chosen by Action Sports Jax were selected based on their on- and off-the-field achievements and considered the best at their positions. The Top 25 team athletes were gifted custom teal Jaguars throwback jerseys, hats, shirts and gear. WR Brian Thomas Jr. and Jaguars Legend Paul Posluszny congratulated the group and presented them with their awards. The Jaguars also named William M. Raines High School junior Timothy Cole II as the 2024 Whataburger Player of the Year and First Coast High School Head Coach Martin Lee the 2024 Whataburger Coach of the Year and the Jaguars' Don Shula NFL High School Coach of the Year nominee.



HC DOUG PEDERSON & GM TRENT BAALKE



**DOUG
PEDERSON**
HEAD COACH

The Jacksonville Jaguars hired two-time Super Bowl champion and former NFL quarterback Doug Pederson as head coach on Feb. 3, 2022.

In his first two seasons leading the Jaguars, Jacksonville produced a winning record in back-to-back seasons for the first time since 2004-05. In 2023, the team finished 9-8 and second in the AFC South. DE Josh Allen (17.5) and DE Travon Walker (10.0) led the Jaguars in sacks in 2023. Their 27.5 combined sacks were the most among any duo in the NFL. QB Trevor Lawrence recorded 4,016 passing yards, while WR Calvin Ridley posted 1,016 receiving yards and RB Travis Etienne Jr. recorded 1,008 rushing yards. This marked the first time in franchise history Jacksonville had a 4,000-yard passer, 1,000-yard receiver and 1,000-yard rusher in consecutive seasons.

In Pederson's first year as head coach of the Jaguars, he led the team to its first AFC South title and first playoff appearance since 2017. The Jaguars ranked first in the NFL in win differential from the 2021 to 2022 season and also became just the third team since 1970 to draft first overall and win their division the following season. Pederson was named the NFL 101 AFC Coach of the Year and was one of three finalists for AP NFL Coach of the Year.

Pederson, 56, joined the Jaguars after most recently spending five seasons as the head coach (2016-20) of the Philadelphia Eagles, compiling a 46-39-1 record during the regular season and postseason. During his time in Philadelphia, the Eagles made the postseason in three consecutive seasons (2017-19) and won two NFC East titles (2017 and 2019). In 2017, Pederson led the Eagles to their first-ever Super Bowl Championship in Super Bowl LII with a 41-33 victory against the Patriots.

In 2019, the Eagles claimed their second NFC East division title in Pederson's tenure. Philadelphia made their third straight playoff appearance, posting four consecutive wins against divisional opponents to close the season. The team had six players earn Pro Bowl nods and finished in the top half of the NFL in both points per game and points allowed per game.

In 2018, the Eagles offense ranked fifth in completions (422), eighth in passing yards (4,524) and eighth in passing yards per game (282.8) while Pederson's defense ranked seventh in rushing defense (1,551), tied for eighth in sacks (44), eighth in first downs allowed (308) and ninth in touchdowns allowed (37).


Pederson directed a historic campaign in 2017, as Philadelphia finished the regular season with a franchise-record-tying 13 wins, earned an NFC East title and the No. 1 seed in the NFC and delivered the first Super Bowl championship in Eagles history. Pederson became the eighth head coach in NFL history to win the Super Bowl in his first two seasons with a team and seventh to win the Super Bowl in his first playoff appearance.

As a first-year head coach in 2016, Pederson and the Eagles finished with a 7-9 record while Wentz set Eagles rookie records in passing yards (3,782), completions (379) and passing touchdowns (16). Prior to arriving in Philadelphia, Pederson served as the offensive coordinator of the Kansas City Chiefs from 2013-15, helping the team post a 31-17 regular season record over three seasons.

Before joining Kansas City, Pederson coached the quarterbacks in Philadelphia from 2011-12. In his first year in that role, Pederson saw QB Michael Vick become the second quarterback in NFL history to top the 3,000-yard passing and 500-yard rushing plateaus in consecutive seasons. Pederson began his pro coaching career as offensive quality control coach with the Eagles from 2009-10.

A 12-year NFL veteran, Pederson played quarterback for the Green Bay Packers, Miami Dolphins, Philadelphia Eagles and Cleveland Browns after originally being signed by the Dolphins as an undrafted rookie in 1991. Pederson played for Green Bay from 1996-98 and 2001-04 and was part of Packer teams that won Super Bowl XXXI, two NFC Championships (1996 and 1997) and six division titles.

Pederson and his wife Jeannie have three sons: Drew and his wife AnnMarie (the couple have one son, Lincoln); Josh and his wife Ryan (the couple has two sons, Brodie and Baylor); and Joel, who is a recent graduate of Clemson University.



**TRENT
BAALKE**
GENERAL MANAGER

Trent Baalke was hired as the Jaguars general manager on Jan. 21, 2021. He originally joined the Jaguars in Feb. 2020 as the team's director of player personnel before being named the interim general manager on Nov. 29, 2020.

In the 2024 draft, Baalke and the Jaguars selected WR Brian Thomas Jr. with the No. 23 overall pick. He only conducted one trade over the three-day draft, sending the No. 17 overall selection to the Minnesota Vikings for the No. 23 and 167 selections – and third- and fourth-round selections in the 2025 NFL Draft.

Baalke and the Jaguars selected a franchise-record 13 players in the 2023 draft, including OL Anton Harrison with the No. 27 overall pick. Thanks to four trades triggered by Baalke, Jacksonville selected a franchise-record 10 players on day three of the NFL Draft. In Nov. 2022, Baalke engineered a trade with the Atlanta Falcons for Wide Receiver Calvin Ridley.

In the 2022 draft, Baalke and the Jaguars selected DE Travon Walker as the number one overall pick. He subsequently led the Jaguars in reaching deals with an accomplished free agent class, including TE Evan Engram, WR Zay Jones, WR Christian Kirk, LB Foye Oluokun, OL Brandon Scherff, and CB Darius Williams. Baalke's free-agent haul helped establish a culture in Jacksonville that withstood a 3-7 start before rebounding to win the AFC South (9-8) and defeat the Chargers in one of the greatest comebacks in NFL postseason history.

Engram went on to set the franchise record in receptions and yards for a tight end. Jones recorded a personal mark for receptions (82) in a single season and, likewise, Kirk set personal highs in receptions (84) and touchdowns (8), as they helped take Jacksonville's offense to a new level. Oluokun and Scherff were both voted as captains for the 2022 season, and Williams provided vital veteran leadership for a defense that finished first in the league in passes defended with 95.

In his first draft as general manager in Jacksonville, Baalke and the Jaguars selected QB Trevor Lawrence with the first overall selection of the 2021 draft. With the pick, Lawrence became the first No. 1 overall selection made by both Baalke and the Jaguars. The Clemson product set rookie franchise records in both completions (359) and passing yards (3,641) in his inaugural season with the Jaguars. Second-round selection CB Tyson Campbell finished his rookie season with 10 passes defended, good for fifth all-time among rookies in franchise history.

Prior to arriving in Jacksonville, Baalke spent 12 seasons with the San Francisco 49ers, ascending to general manager (2011-16) after stints as western region scout (2005-07); director of player personnel (2008-09); and vice president of player personnel (2010) to. He was named Executive of the Year following the 2011 season by the Pro Football Writers of America and Pro Football Weekly after transforming a 6-10 team into a 13-3 team in his first season as general manager with San Francisco.

During Baalke's tenure in the Bay Area, the 49ers appeared in three consecutive NFC Championship games (2011-13) and Super Bowl XLVII, while tallying a 5-3 postseason record. After Baalke began overseeing all player acquisitions in 2010, six acquired players accounted for nine All-Pro selections, while eight of those players earned Pro Bowl honors. Overall, the 49ers produced 24 All-Pro selections and 35 Pro Bowl nods from 2010-16.

He previously spent four years with Washington's scouting staff, serving as the college scouting coordinator in his final season. From 2001-03, he was a national scout. Baalke began his NFL career as a personnel scout with the New York Jets from 1998-2000.

Prior to his NFL career, Baalke worked as a defensive line and strength and conditioning coach at South Dakota State from 1990-95 before working as the athletic director at Shanley High School in Fargo, N.D. in 1996 and 1997. He began his coaching career as a graduate assistant at North Dakota State in 1989, helping the team finish with a 14-0 record and Division II National Championship.

The Rosendale, Wis. native earned a bachelor's degree in health and physical education at Bemidji State (Minn.), where he played outside linebacker and was an All-Northern Sun Conference and All-Midwest Region honoree. He and his wife, Beth, have two daughters, Katy and Cassie.



COORDINATORS



PRESS TAYLOR OFFENSIVE COORDINATOR NFL EXPERIENCE: 11 | JAGUARS EXPERIENCE: 3

Press Taylor enters his third season as the offensive coordinator for the Jacksonville Jaguars in 2024. In 2023, for the second consecutive season, Jacksonville's offense finished with a 4,000-yard passer (Trevor Lawrence), 1,000-yard receiver (Calvin Ridley) and 1,000-yard rusher (Travis Etienne Jr.). The Jaguars offense also finished the 2023 regular season in the top ten in passing offense (ninth) for the second straight season after finishing 10th in 2022. In Taylor's two seasons as offensive coordinator, the Jaguars offense has finished third (404) and seventh (377) in total points in a season in franchise history.

In 2022, he helped the offense record the most scrimmage yards in franchise history en route to the AFC South title. The Jaguars were one of only two teams in the NFL to have three players with 70 or more receptions (WR Zay Jones, WR Christian Kirk, TE Evan Engram). Jacksonville's 2022 offense finished in the top three in franchise history in several categories including completion percentage (66.1%, first), first downs (352, first) and total points (404, third).

Taylor spent the 2021 season as a senior offensive assistant with the Indianapolis Colts after spending eight seasons (2013-20) in a variety of roles with the Philadelphia Eagles. In his lone season with the Colts, he helped the Colts become one of six offensive units in the NFL to boast a 1,000-yard rusher (RB Jonathan Taylor; 1,811 yards) and 1,000-yard receiver (WR Michael Pittman Jr.; 1,082 yards). The Colts ranked second in rushing yards per game (149.4) and tied for ninth in points per game (26.5).

From 2013-20, Taylor served in a variety of roles with Philadelphia and worked with now-Jaguars Head Coach Doug Pederson from 2016-20. He got his start as an offensive quality control coach (2013-15) before being promoted to offensive quality control/assistant quarterbacks coach (2016-17). Taylor was once again elevated after the 2017 season as he became the quarterbacks coach for two seasons (2018-19) before adding passing game coordinator to his title in 2020. During his tenure in Philadelphia, the Eagles won three division titles and Super Bowl LII.

Prior to joining Philadelphia, Taylor served as a graduate assistant/quarterbacks coach for two seasons (2011-12) at Tulsa. A native of Norman, Okla., Taylor attended Norman High School. He and his wife, Brooklyn, have two daughters, Teale and Carolina Leigh, and two sons, Woods and Billy. His brother, Zac, is currently the head coach of the Cincinnati Bengals.



RYAN NIELSEN DEFENSIVE COORDINATOR NFL EXPERIENCE: 8 | JAGUARS EXPERIENCE: 1

Ryan Nielsen, a 21-year coaching veteran including eight years in the NFL, is in his first season as defensive coordinator for the Jacksonville Jaguars.

Nielsen spent the 2023 season with the Atlanta Falcons as defensive coordinator, where the defense finished the regular season tied for the second-most forced fumbles in the NFL (18) and ranked ninth in total tackles across the league (1,076). Nielsen coached S Jessie Bates III, who earned 2023 Pro Bowl honors, as well as Week 1 and Week 12 NFC Defensive Player of the Week honors. Bates III also became the second player since 2000 to record double-digit tackles, two interceptions and a forced fumble in a single game, joining Nedu Ndukwe in 2007. Under Nielsen's lead, the Falcons ended the regular season as the third Falcons unit since 2000 to record 40-plus sacks in a season.

Before Atlanta, Nielsen served as the co-defensive coordinator and defensive line coach for the New Orleans Saints. In Nielsen's tenure, the Saints did not allow a 100-yard rusher in an NFL-record 55 regular-season and postseason games between 2017 and 2020 and finished in the top four in run defense in four of the past five seasons.

During his time in New Orleans (2017-21), the Saints defense led the NFL in fewest opponent rushing yards per game (7,622) and tied for the fewest opponent yards per rush (4.0). Additionally, New Orleans ranked sixth in fewest total points allowed during Nielsen's five seasons. Prior to joining the Saints, Nielsen served as the defensive line/recruiting coordinator/run game coordinator at North Carolina State for four seasons (2013-16). In 2016, the Wolfpack ranked eighth in the nation in rushing defense and led the ACC, limiting opponents to 108.6 rushing yards per game — the school's best mark since 2004. A Broyles Award candidate in 2015 and 2016, given annually to college football's top assistant coach, Nielsen earned this recognition tutoring a Wolfpack defensive line that was part of a defense that ranked 29th in the nation in opponent net yards per game.

Nielsen coached at Northern Illinois from 2011-12, including a 2012 season where he was the co-defensive coordinator/defensive line/recruiting coordinator and served as the defensive line/special teams coach at Tennessee-Martin in 2010. Nielsen also served as the defensive line coach at the University of Mississippi from 2005-07 under Ed Orgeron, following one season at the University of Idaho (2004), where he coached two freshman All-Americans. He got his start in coaching as a volunteer assistant at his alma mater, the University of Southern California in 2002.



HEATH FARWELL SPECIAL TEAMS COORDINATOR NFL EXPERIENCE: 9 | JAGUARS EXPERIENCE: 3

Heath Farwell, who just finished his eighth season coaching in the NFL, enters his third season with the Jaguars as the team's special teams coordinator.

In 2023, he helped K Brandon McManus convert 30 of 37 field goal attempts and be named October AFC Special Teams Player of the Month after converting 12 field goals on 12 attempts, four of which from at least 50 yards. Under Farwell's guidance, LS Ross Maticcik received multiple honors for the first time in his career. He was named to the 2024 Pro Bowl Games and received first-team Associated Press All-Pro and first-team NFL Players Association All-Pro honors. Maticcik led all long snappers with eight solo tackles and became the first long snapper since 2005 to record one tackle, one forced fumble and one fumble recovery in a single game. Farwell helped P Logan Cooke set a franchise record of total punts inside the 20-yard line (162) after finishing with 29 during the 2023 season, passing P Bryan Barker (151).

Farwell spent the previous three seasons (2019-21) as the Bills special teams coordinator after stops with the Panthers and Seahawks. In 2021, Farwell coached K Tyler Bass, who made 28-of-32 field goal attempts, including a 57-yard field goal (tied for seventh-longest in the NFL last season). Farwell also worked with P Matt Haack, who finished the season with a 42.9 punting average and placed 18 punts inside the 20. WR Isaiah McKenzie ranked sixth in the NFL in kick return average (24.3). In his first year as Buffalo's special teams coordinator in 2019, Roberts ranked fourth in the league with 704 kickoff return yards. Bojorquez tied for third in the NFL with 34 punts inside the 20.

Prior to joining Buffalo, Farwell was the assistant special teams coach with the Panthers in 2018 and helped Carolina hold opponents to 406 kickoff return yards during the regular season, ranking fourth in the league. In 2017, Farwell worked as a coaching assistant/assistant special teams coach with the Seahawks. Seattle accumulated 1,004 kickoff return yards and one return TD. Prior to his coaching career, Farwell played linebacker for the Minnesota Vikings (2005-10) before joining the Seattle Seahawks (2011-14). With Seattle, he served as the special teams captain when the Seahawks won Super Bowl XLVIII.

Farwell began his collegiate career at San Jose State in 2000 before transferring to San Diego State (2002-04) and playing in the NFL. Farwell was born in Corona, Calif., and he and his wife, Julie, have two sons, Brock and Beau, and a daughter, Dylan.



ASSISTANT COACHES



Phil Rauscher
Offensive Line Coach/Run Game
Coordinator



Mike McCoy
Quarterbacks Coach



Richard Angulo
Tight Ends Coach




Chad Hall
Wide Receivers Coach



Tyler Tettleton
Assistant Wide Receivers Coach/
Passing Game Specialist



Greg Austin
Assistant Offensive Line Coach



Andrew Breiner
Assistant Quarterbacks Coach



Nick Williams
Offensive Quality Control Coach



Jamel Mutunga
Offensive Quality Control Coach



Kris Richard
Defensive Backs Coach



Matt House
Inside Linebackers Coach



Cory Robinson
Defensive Assistant/Cornerbacks
Coach



Bill Shuey
Outside Linebackers Coach



Jeremy Garrett
Defensive Line Coach



Patrick Reilly
Assistant Inside Linebackers
Coach



Rory Segrest
Assistant Defensive Line Coach



Mike Gray
Assistant Secondary Coach/
Defensive Analyst



Mario Jeberaeel
Assistant Outside Linebackers
Coach














Luke Thompson
Assistant Special Teams Coach



CONNECTIONS

COLLEGE CONNECTIONS

COLTS		JAGUARS
DT Raekwon Davis (2016-19)		QB Mac Jones (2017-20)
QB Anthony Richardson (2020-22)		LB Ventrell Miller (2018-22)
WR Adonai Mitchell (2021-22)		DE Travon Walker (2019-21)
LB Jaylon Carlies (2020-23)		OL Javon Foster (2018-23)
RB Trey Sermon (2020)		TE Luke Farrell (2016-20)
QB Sam Ehlinger (2017-20)		WR Devin Duvernay (2016-19)
WR Adonai Mitchell (2023)		RB Keilan Robinson (2021-23)
CB Jaylon Jones (2020-22)		S Antonio Johnson (2020-22)
S Julian Blackmon (2016-19)		LB Devin Lloyd (2018-21)
K Matt Gay (2017-18)		
RB Jonathan Taylor (2017-19)		OL Cole Van Lanen (2016-20)
G Tanor Bortolini (2020-23)		
WR Alec Pierce (2018-21)		TE Josiah Deguara (2015-19)
DT DeForest Buckner (2012-15)		DE Arik Armstead (2012-14)

ORE-GONE PRO



DT Arik Armstead and Colts DT DeForest Buckner played together at Oregon from 2012 to 2014. Armstead was drafted by San Francisco in the first round (17th overall) of the 2015 NFL Draft, while Buckner was selected by the 49ers in the first round (7th overall) of the 2016 NFL Draft. The two reunited in San Francisco, playing together for four seasons (2016–2019).



PRO CONNECTIONS

COLTS		JAGUARS
DT DeForest Buckner (2016-19)		DE Arik Armstead (2015-23)
CB Samuel Womack III (2022-23)		OL Blake Hance (2021)
RB Trey Sermon (2021)		
DT Taven Bryan (2022)		RB D'Ernest Johnson (2019-22)
S Ronnie Harrison Jr. (2020-22)		OL Blake Hance (2021)
K Matt Gay (2019-20)		DT Jeremiah Ledbetter (2018-20)
RB Tyler Goodson (2022-23)		S Darnell Savage (2019-23)
CB David Long Jr. (2023)		TE Josiah Deguara (2020-23)
LB Cameron McGrone (2021-22)		QB Mac Jones (2021-23)
		LB Joe Giles-Harris (2023)

JAGUARS CONNECTIONS TO COLTS

JAGUARS	PREV. POSITION
Offensive Coordinator Press Taylor	Senior Offensive Assistant (2021)
Offensive Quality Control Coach Jamel Mutunga	Offensive Assistant (2022)
Director of Player Engagement and Youth Football Marcus Pollard	TE (1995-2004)

COLTS CONNECTIONS TO JAGUARS

COLTS	PREV. POSITION
DT Taven Bryan	DT (2018-21)
S Ronnie Harrison Jr.	S (2018-19)
Offensive Coordinator Jim Bob Cooter	Passing Game Coordinator (2022)
Defensive Coordinator Gus Bradley	Head Coach (2013-16)
Offensive Line Coach Tony Sparano Jr.	Assistant Offensive Line Coach (2017-20)



Colts DT Taven Bryan was originally drafted by Jacksonville in the first round (29th overall) of the 2018 NFL Draft. He spent four seasons (2018-2021) with the Jaguars and recorded 86 tackles (51 solo), 34 quarterback hits, 15 tackles for loss and 5.5 sacks during his time with the team.

JAGUARS CONNECTIONS TO INDIANA

PLAYER	HOMETOWN/SCHOOL
DT Ezezi Otomewo	Indianapolis, Ind.



2024 DRAFT CLASS

WR BRIAN THOMAS JR. - ROUND ONE (23RD) - LOUISIANA STATE

- Recorded 127 receptions for 1,897 yards and 24 touchdowns in three seasons
- Led the nation in receiving touchdowns (17) and was named Third-Team All-America and Second-Team All-SEC in 2023
- His 24 career receiving touchdowns are tied with WR Justin Jefferson for third-most in program history



"When you look at Brian and where he's been, the type of young man he is, he has the ability to check all the boxes as far as what we're looking for in players."

- General Manager Trent Baalke

DT MAASON SMITH - ROUND TWO (48TH) - LOUISIANA STATE

- Appeared in 22 games with 17 starts at LSU and totaled 47 career tackles, 9.5 tackles for loss and 6.5 sacks
- Named 2021 Freshman All-America (Football Writers Association of America) and Freshman All-SEC



"Another player that is explosive, can move his lateral quickness, you just watch his tape and you see him chasing some ball carriers down. He can hold the point of attack, he's a space eater in there, he can push the interior pocket."

- Head Coach Doug Pederson

CB JARRIAN JONES - ROUND THREE (96TH) - FLORIDA STATE

- Appeared in 55 games (29 starts) and recorded 96 tackles, 12 passes defensed, five interceptions, 5.5 tackles for loss, two fumble recoveries and 1.0 sack
- First player in FSU history with 1.0 sack, one tackle for loss, one forced fumble, one fumble recovery and one interception in a single game
- In 2023, was named All-ACC honorable mention



"You'll feel his energy as soon as he gets here. He loves football. You can't have enough of those guys...When guys love it, they fight through adversity."

- General Manager Trent Baalke

OT JAVON FOSTER - ROUND FOUR (114TH) - MISSOURI

- Appeared in 49 games with 38-straight starts
- Named Third-Team All-America (AP), 2023 First-Team All-SEC (AP and Coaches), and was a Joe Moore Award Semifinalist in 2023



"Really like the size, the length, two-time captain, leader in the SEC, 31 game starter, a lot of things that played into the pick."

- General Manager Trent Baalke

DT JORDAN JEFFERSON - ROUND FOUR (116TH) - LOUISIANA STATE

- Played in 13 games (six starts) for LSU after appearing in 42 games (17 starts) for West Virginia from 2019-22
- Finished his college career with 90 tackles, 21.5 tackles for loss and 6.0 sacks



"He's a guy that consistently had great knockback at the point of attack, uses his hands extremely well, dominates his area at the point."

- General Manager Trent Baalke

CB DE'ANTRE PRINCE - ROUND FIVE (153RD) - MISSISSIPPI

- Appeared in 51 games and recorded 146 tackles (101 solo), six interceptions, six tackles for loss and 1.0 sack
- Participated in the 2024 East-West Bowl



"There's a six-foot corner that runs, I think clocked in at 4.36 I believe. He's 184 pounds, the guy can run, he can cover, he's got instincts. There's a lot to like... We feel he can come in here and compete."

- Head Coach Doug Pederson

RB KEILAN ROBINSON - ROUND FIVE (167TH) - TEXAS

- Appeared in 37 games for Texas after transferring from Alabama in 2021
- His 24.2 average yards per kick return rank eighth in Texas history and his 897 total kickoff return yards rank ninth

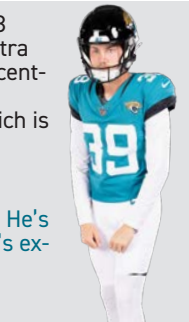


"My number one running back that I watched. I loved him right away...He is a talented player with very good speed, tough, physical, does all the things we liked."

- Special Teams Coordinator Heath Farwell

K CAM LITTLE - ROUND SIX (212TH) - ARKANSAS

- Converted 53 field goals on 64 attempts (82.8 percent) and converted 100 percent of his extra point attempts (129)... His 82.8 field goal percentage is first in school history
- Converted seven 50-plus yard field goals which is the second most in school history
- Named 2023 First Team All-SEC




"Cam's done great. He's been really, really good. He's so consistent, he's locked in, he's competitive...he's exactly what I thought, if not better."

- Special Teams Coordinator Heath Farwell

DE MYLES COLE - ROUND SEVEN (236TH) - TEXAS TECH

- Appeared in 29 games for Texas Tech and recorded 44 tackles (29 solo), nine tackles for loss, 3.5 sacks and one pass defensed
- Honorable All-Big 12 selection by conference coaches



"Size, length, he's a developmental guy for sure. Kind of got onto him later in the process just with his measurables, they just stood out."

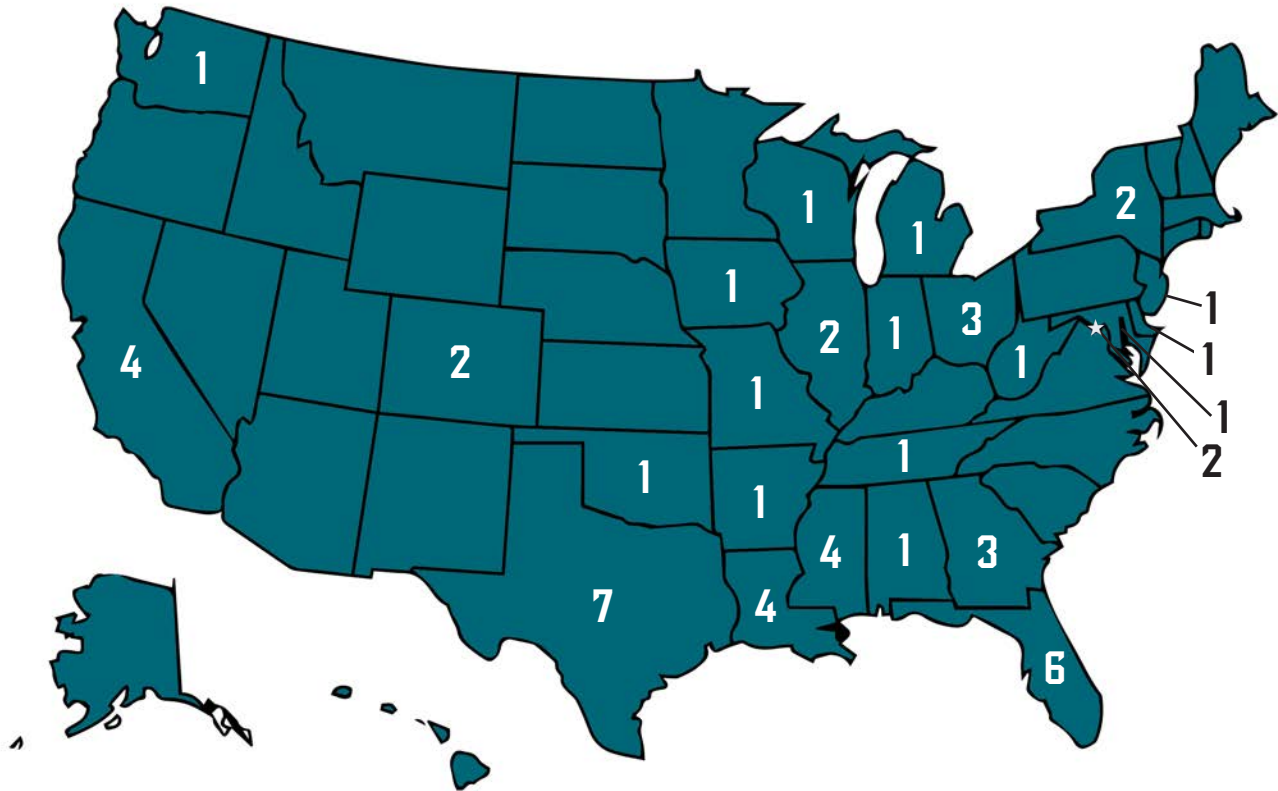
- General Manager Trent Baalke



JAGUAR STATE OF MIND

WHERE DOES THE JAGUARS ROSTER COME FROM?

The Jaguars' active roster features players from 24 states and Washington, D.C. Texas is the most represented state, with seven players calling the Lone Star state home.



ALABAMA (1)

S Daniel Thomas - Montgomery

ARKANSAS (1)

CB Montaric Brown - Ashdown

CALIFORNIA (4)

DE Arik Armstead - Elk Grove
LB Devin Lloyd - Chula Vista
LB Caleb Johnson - Point Loma
TE Josiah Deguara - Folsom

COLORADO (2)

LB Chad Muma - Lone Tree
S Andrew Wingard - Arvada

DELAWARE (1)

S Darnell Savage - Bear

FLORIDA (6)

QB Mac Jones - Jacksonville
CB Tyson Campbell - Miramar
LB Yasir Abdullah - Miramar
RB D'Ernest Johnson - Immokalee
DT Jordan Jefferson - Navarre
LB Ventrell Miller - Lakeland

GEORGIA (3)

DE Travon Walker - Thomaston
DT Jeremiah Ledbetter - Gainesville
RB Tank Bigsby - LaGrange

ILLINOIS (2)

S Antonio Johnson - East St. Louis
OL Blake Hance - Jacksonville

INDIANA (1)

DT Ezezi Otomewo - Indianapolis

IOWA (1)

OL Brandon Scherff - Denison

LOUISIANA (4)

RB Travis Etienne Jr. - Jennings
DE Myles Cole - Shreveport
DT Maason Smith - Houma
WR Brian Thomas Jr. - Walker

MARYLAND (1)

CB Ronald Darby - Oxon Hill

MICHIGAN (1)

OL Javon Foster - Detroit

MISSISSIPPI (4)

P Logan Cooke - Darbun
WR Tim Jones - Biloxi
CB Jarrian Jones - Magee
CB De'Antre Prince - Charleston

MISSOURI (1)

LB Foyesade Oluokun - St. Louis

NEW JERSEY (1)

DE Josh Hines-Allen - Montclair

NEW YORK (2)

S Andre Cisco - Queens
LB Joe Giles-Harris - Nyack

OHIO (3)

DT DaVon Hamilton - Pickerington
TE Luke Farrell - Perry
OL Luke Fortner - Sylvania

OKLAHOMA (1)

K Cam Little - Moore

TENNESSEE (1)

QB C.J. Beathard - Franklin

TEXAS (7)

OL Walker Little - Houston
WR Parker Washington - Sugar Land
DT Tyler Lacy - Sachse
WR Devin Duvernay - Sachse
OL Mitch Morse - Austin
LS Ross Maticcik - McKinney
WR Josh Reynolds - San Antonio

WASHINGTON (1)

OL Ezra Cleveland - Spanaway

WEST VIRGINIA (1)

TE Brenton Strange - Parkersburg

WISCONSIN (1)

OL Cole Van Lanen - Green Bay

WASHINGTON D.C. (2)

OL Anton Harrison
RB Keilan Robinson



PLAYER NOTES

ELITE COMPANY

In Week 17 against Tennessee, WR Brian Thomas Jr. recorded seven receptions for 91 yards and one touchdown. He became one of four rookies in the Super Bowl Era to post over 1,100 receiving yards and 10 receiving touchdowns.

Additionally, his 1,179 receiving yards rank eighth among rookie wide receivers in the Super Bowl Era.

1,100 RECEIVING YARDS, 10 TOUCHDOWNS, ROOKIE, SUPER BOWL ERA

PLAYER (TEAM, SEASON)	RECEIVING YARDS	TOUCHDOWNS
WR Ja'Marr Chase (CIN, 2021)	1,455	13
WR Randy Moss (MIN, 1998)	1,313	17
WR Odell Beckham Jr. (NYG, 2014)	1,305	12
WR Brian Thomas Jr. (JAX, 2024)	1,179	10

RECEIVING YARDS, ROOKIE WIDE RECEIVERS, SUPER BOWL ERA

RK.	PLAYER (TEAM, SEASON)	RECEIVING YARDS
1.	WR Puka Nacua (LAR, 2023)	1,486
2.	WR Ja'Marr Chase (CIN, 2021)	1,455
3.	WR Justin Jefferson (MIN, 2020)	1,400
4.	WR Anquan Boldin (ARI, 2003)	1,377
5.	WR Randy Moss (MIN, 1998)	1,313
6.	WR Odell Beckham Jr. (NYG, 2014)	1,305
7.	WR Michael Clayton (T.B., 2004)	1,193
8.	WR Brian Thomas Jr. (JAX, 2024)	1,179
9.	WR Malik Nabers (NYG, 2024)	1,140
10.	WR Michael Thomas (N.O., 2016)	1,137

In Week 17, WR Brian Thomas Jr. recorded his eighth game of at least 60 receiving yards and one receiving touchdown. His eight games of 60 receiving yards and one touchdown are tied for first place in the Super Bowl Era among rookie wide receivers.

GAMES WITH 60 RECEIVING YARDS AND ONE RECEIVING TD, ROOKIE, SUPER BOWL ERA

RK.	PLAYER (TEAM, SEASON)	GAMES
1.	WR Brian Thomas Jr. (JAX, 2024)	8
	WR Randy Moss (MIN, 1998)	8
3.	WR Louis Lipps (PIT, 1984)	7
4.	WR Jordan Addison (MIN, 2023)	6
	WR Ja'Marr Chase (CIN, 2021)	6
	WR Kelvin Benjamin (CAR, 2014)	6
	WR Michael Clayton (T.B., 2004)	6
	WR Bill Brooks (IND, 1986)	6

Thomas Jr. has recorded six consecutive games with at least 75 receiving yards. His six consecutive games rank second in the Super Bowl Era among rookie wide receivers.

GAMES WITH 75 RECEIVING YARDS, ACTIVE STREAK, ROOKIE, SUPER BOWL ERA

RK.	PLAYER (TEAM, SEASON)	GAMES
1.	WR Odell Beckham Jr. (NYG, 2014)	9
2.	WR Brian Thomas Jr. (JAX, 2024)	6
3.	WR Brandon Aiyuk (S.F., 2020)	5
	WR Randy Moss (MIN, 1998)	5
4.	WR Garrett Wilson (NYJ, 2022) & nine others	4

THE MAGNIFICENT SEVEN

WR Brian Thomas Jr.'s 1,179 receiving yards this season rank fifth and his 10 receiving touchdowns tie for fifth place in the NFL.

RECEIVING YARDS, NFL, 2024

RK.	PLAYER (TEAM)	RECEIVING YARDS
1.	WR Ja'Marr Chase (CIN)	1,612
2.	WR Justin Jefferson (MIN)	1,479
3.	WR CeeDee Lamb (DAL)	1,194
4.	WR Amon-Ra St. Brown (DET)	1,186
5.	WR Brian Thomas Jr. (JAX)	1,179

RECEIVING TOUCHDOWNS, NFL, 2024

RK.	PLAYER (TEAM)	RECEIVING TD
1.	WR Ja'Marr Chase (CIN)	16
2.	WR Terry McLaurin (WAS)	12
	WR Amon-Ra St. Brown (DET)	12
4.	WR Mike Evans (T.B.)	11
5.	WR Brian Thomas Jr. (JAX) & three others	10

In the month of December, Thomas Jr. has recorded 38 receptions for 490 yards and five touchdowns. Among wide receivers in the NFL, his five touchdowns tie for third place while his 38 receptions rank fifth and 490 receiving yards rank sixth.

RECEIVING TOUCHDOWNS, WR, NFL, DECEMBER 2024

RK.	PLAYER (TEAM)	TOUCHDOWNS
1.	WR Tee Higgins (CIN)	6
	WR Jalen McMillan (T.B.)	6
3.	WR Brian Thomas Jr. (JAX)	5
	WR Justin Jefferson (MIN)	5
	WR Davante Adams (NYJ)	5
	WR Mike Evans (T.B.)	5
	WR Terry McLaurin (WAS)	5
	WR Jordan Addison (MIN)	5

RECEPTIONS, WR, NFL, DECEMBER 2024

RK.	PLAYER (TEAM)	RECEPTIONS
1.	WR Ja'Marr Chase (CIN)	44
2.	WR Puka Nacua (LAR)	42
3.	WR Jerry Jeudy (CLE)	39
	WR Justin Jefferson (MIN)	39
5.	WR Brian Thomas Jr. (JAX)	38

RECEIVING YARDS, WR, NFL, DECEMBER 2024

RK.	PLAYER (TEAM)	YARDS
1.	WR Ja'Marr Chase (CIN)	556
2.	WR Justin Jefferson (MIN)	540
3.	WR Jerry Jeudy (CLE)	521
4.	WR Mike Evans (T.B.)	512
5.	WR Puka Nacua (LAR)	500
6.	WR Brian Thomas Jr. (JAX)	490



PLAYER NOTES

BRILLIANT BRIAN

Last week marked Thomas Jr.'s sixth consecutive game with 75-plus receiving yards, which ranks second for the longest active streak in the NFL.

CONSECUTIVE GAMES WITH AT LEAST 75 RECEIVING YARDS, ACTIVE STREAK, WR, NFL, 2024

RK.	PLAYER (TEAM)	GAMES
1.	WR Ja'Marr Chase (CIN)	7
2.	WR Brian Thomas Jr. (JAX)	6
3.	WR CeeDee Lamb (DAL)	3
4.	WR Justin Jefferson (MIN)	2
	WR Ladd McConkey (LAC)	2
	WR Calvin Ridley (TEN)	2
	WR Jameson Williams (DET)	2

Additionally, his 10 games of at least 75 receiving yards are the most among rookies and are tied for the second-most in the NFL this season.

GAMES WITH AT LEAST 75 RECEIVING YARDS, NFL, 2024

RK.	PLAYER (TEAM)	GAMES
1.	WR Justin Jefferson (MIN)	12
2.	WR Brian Thomas Jr. (JAX)	10
	WR Ja'Marr Chase (CIN)	10
4.	WR A.J. Brown (PHI)	8
	WR CeeDee Lamb (DAL)	8
	WR Jameson Williams (DET)	8

GAMES WITH AT LEAST 75 RECEIVING YARDS, ROOKIES, NFL, 2024

RK.	PLAYER (TEAM)	GAMES
1.	WR Brian Thomas Jr. (JAX)	10
2.	TE Brock Bowers (L.V.)	7
3.	WR Malik Nabers (NYG)	6
	WR Ladd McConkey (LAC)	6
5.	WR Rome Odunze (CHI)	3
	WR Marvin Harrison Jr. (ARI)	3

Thomas Jr. has recorded six receptions of at least 40+ yards through Week 17. His six receptions of 40+ yards are the most by a rookie since WR Ja'Marr Chase in 2021.

40+ YARD RECEPTIONS, ROOKIE, NFL, 2021-24

RK.	PLAYER (TEAM, SEASON)	40+ YD REC.
1.	WR Ja'Marr Chase (CIN, 2021)	8
2.	WR Brian Thomas Jr. (JAX, 2024)	6
3.	WR Chris Olave (N.O., 2022) & three others	4



BT7

WR Brian Thomas Jr.'s 85-yard touchdown reception against the Colts, is the longest by a rookie in franchise history and the sixth-longest in the NFL this season. He reached a season-high top speed 22.15 mph per Next Gen Stats, the fastest by a Jaguars ball carrier since speed-tracking began in 2016.

RECEIVING LONG TD, WIDE RECEIVERS NFL, 2024

RK.	PLAYER (TEAM)	REC. LONG
1.	WR Nick Westbrook-Ikhine (TEN)	98
2.	WR Justin Jefferson (MIN)	97
3.	WR Marvin Mims (DEN)	93
4.	WR Jerry Jeudy (CLE)	89
5.	WR Terry McLaurin (WAS)	86
6.	WR Brian Thomas Jr. (JAX)	85

Among receivers in the 2024 draft class, Thomas' 1,179 receiving yards and 10 touchdowns lead the NFL while his 14.7 yards per reception and 80 receptions rank second.

RECEIVING YARDS, WIDE RECEIVERS 2024 DRAFT CLASS

RK.	PLAYER (TEAM)	YARDS
1.	WR Brian Thomas Jr. (JAX)	1,179
2.	WR Malik Nabers (NYG)	1,140
3.	WR Ladd McConkey (LAC)	1,054
4.	WR Marvin Harrison Jr. (ARI)	822
5.	WR Rome Odunze (CHI)	716

TOUCHDOWNS, WIDE RECEIVERS 2024 DRAFT CLASS

RK.	PLAYER (TEAM)	TDS
1.	WR Brian Thomas Jr. (JAX)	10
2.	WR Marvin Harrison Jr. (ARI)	7
	WR Jalen McMillan (T.B.)	7
	WR Ladd McConkey (LAC)	7

YARDS PER RECEPTION, WR, 2024 DRAFT CLASS

RK.	PLAYER (TEAM)	YD/REC
1.	WR Keon Coleman (BUF)	19.4
2.	WR Brian Thomas Jr. (JAX)	14.7
3.	WR Marvin Harrison Jr. (ARI)	14.4
4.	WR Rome Odunze (CHI)	13.8
5.	WR Ladd McConkey (LAC)	13.7

RECEPTIONS, WR, 2024 DRAFT CLASS

RK.	PLAYER (TEAM)	REC.
1.	WR Malik Nabers (NYG)	104
2.	WR Brian Thomas Jr. (JAX)	80
3.	WR Ladd McConkey (LAC)	77
4.	WR Xavier Worthy (K.C.)	59
5.	WR Marvin Harrison Jr. (ARI)	57



NOTE THE QUOTE: BRIAN THOMAS JR.

"You've seen the confidence grow from him. I think that's a big thing. I don't think he was ever not confident himself, but you just see confidence in his ability to play, understanding the offense, how they're using me, what they want me to do, that type of stuff. It's just been fun to watch"

- Offensive Coordinator Press Taylor



PLAYER NOTES

DOUBLE 07

Through his first 16 NFL games, WR Brian Thomas Jr. ranks in the top-10 of several receiving categories in the AFC among wide receivers.

1,179

WR Brian Thomas Jr. has recorded **1,179** receiving yards. His 1,179 receiving yards place second in the AFC.

73.7

Thomas Jr. has recorded **73.7** receiving yards per game, which ranks fifth in the AFC.

14.7

Thomas Jr. has an average of **14.7** yards per reception. His average yards per reception ranks 10th in the AFC.

10

Thomas Jr.'s **10** receiving touchdowns this season ties for second place in the AFC.

In Week 16 against Las Vegas, Thomas Jr. recorded 132 receiving yards. He became the only rookie in franchise history to record three 100-yard receiving games in a single-season.

100+ SINGLE-GAME RECEIVING YARDS, ROOKIES, FRANCHISE HISTORY

RK.	PLAYER (SEASON)	GAMES
1.	WR Brian Thomas Jr. (2024)	3
2.	WR Keelan Cole (2017)	2
	WR Allen Hurns (2014)	2
4.	WR Justin Blackmon (2012)	1
	WR Matt Jones (2005)	1
	TE Pete Mitchell (1995)	1

Additionally, with Thomas Jr.'s three games of 100-plus yards, he becomes the eighth rookie wide receiver since 2021 to accomplish this feat.

100+ SINGLE-GAME RECEIVING YARDS, ROOKIES, NFL, 2021-24

RK.	PLAYER (TEAM, SEASON)	GAMES
1.	WR Puka Nacua (LAR, 2023)	7
2.	WR Ja'Marr Chase (CIN, 2021)	5
3.	WR Brian Thomas Jr. (JAX, 2024)	3
	WR Ladd McConkey (LAC, 2024)	3
	WR Tank Dell (HOU, 2023)	3
	WR Chris Olave (N.O., 2022)	3
	WR Garrett Wilson (NYJ, 2022)	3
	WR Christian Watson (G.B., 2022)	3



ROOKIE REMARKS

Through Week 17, WR Brian Thomas Jr. has recorded 1,179 receiving yards, becoming the only rookie in franchise history to reach 1,000 receiving yards. He has set rookie single-season franchise records in receiving yards (1,179), receptions (80) and touchdowns (10).

Additionally, his 10 receptions in Week 15 tie the franchise rookie single-game reception record.

RECEIVING YARDS, ROOKIES, FRANCHISE HISTORY

RK.	PLAYER (SEASON)	RECEIVING YARDS
1.	WR Brian Thomas Jr. (2024)	1,179
2.	WR Justin Blackmon (2012)	865
3.	WR Keelan Cole (2017)	748
4.	WR Allen Hurns (2014)	677
5.	WR Laviska Shenault Jr. (2020)	600

TOUCHDOWNS, ROOKIES, FRANCHISE HISTORY

RK.	PLAYER (SEASON)	TOUCHDOWNS
1.	WR Brian Thomas Jr. (2024)	10
2.	WR Allen Hurns (2014)	6
3.	WR Justin Blackmon (2012)	5
	WR Matt Jones (2005)	5
	WR Laviska Shenault Jr. (2020)	5

RECEPTIONS, ROOKIES, FRANCHISE HISTORY

RK.	PLAYER (SEASON)	RECEPTIONS
1.	WR Brian Thomas Jr. (2024)	80
2.	WR Justin Blackmon (2012)	64
3.	WR Laviska Shenault Jr. (2020)	58
4.	WR Allen Hurns (2014)	51
	WR Ace Sanders (2013)	51

SINGLE-GAME RECEPTIONS, ROOKIES, FRANCHISE HISTORY

RK.	PLAYER (WEEK, YEAR)	RECEPTIONS
1.	WR Brian Thomas Jr. (W15, 2024)	10
	TE Pete Mitchell (W12, 1995)	10
3.	RB Fred Taylor (W3, 1998)	9
4.	WR Allen Robinson (W6, 2014) & four others	8

In Week 15 against the New York Jets, WR Brian Thomas Jr. hauled in a career-high 10 receptions for 105 yards and two touchdowns. He is one of six rookies in NFL history with at least 10 receptions, 100 receiving yards and two touchdown receptions in a game.

10 RECEPTIONS, 100 RECEIVING YARDS, TWO TOUCHDOWNS, ROOKIE, NFL HISTORY

PLAYER (TEAM, SEASON)	DATE, OPPONENT
WR Brian Thomas Jr. (JAX, 2024)	W10 (12/15) vs. NYJ
WR Ja'Marr Chase (CIN, 2021)	W17 (1/02) vs. K.C.
WR Darius Slayton (NYG, 2019)	W10 (11/10) at NYJ
WR Odell Beckham Jr. (NYG, 2014)	W12 (11/23) vs. DAL & W15 (12/14) vs. WAS
WR Anquan Boldin (ARI, 2003)	W1 (9/07) at DET
WR Jerry Butler (BUF, 1979)	W4 (9/23) vs. NYJ



PLAYER NOTES

ETCHED IN HISTORY

11 of WR Brian Thomas Jr.'s 80 receptions this season are at least 25 yards. His 11, 25 plus yard receptions rank first among rookies in franchise history. Additionally, he has recorded five receptions of 50-plus yards, which ranks first in franchise history.

25+ YARD RECEPTIONS, ROOKIES, FRANCHISE HISTORY

RK.	PLAYER (SEASON)	25+ YARD RECEPTIONS
1.	WR Brian Thomas Jr. (2024)	11
2.	WR Keelan Cole (2017)	9
3.	WR Allen Hurns (2014)	7
	WR Justin Blackmon (2012)	7
5.	WR Laviska Shenault Jr. (2020)	5
	WR Ace Sanders (2013)	5
	WR Matt Jones (2005)	5

50+ YARD RECEPTIONS, FRANCHISE HISTORY

RK.	PLAYER (SEASON)	50+ YARD RECEPTIONS
1.	WR Brian Thomas Jr. (2024)	5
2.	WR Cecil Shorts (2012)	4
3.	WR Allen Hurns (2015)	3
	WR Keelan Cole (2017)	3
5.	WR Allen Robinson (2015) & six others	2

In Week 17 against Tennessee, Thomas Jr. became the fifth player in franchise history to reach 1,100-plus receiving yards (1,179) and the fifth player to record at least 10 touchdowns in a season.

1,100 RECEIVING YARDS, SINGLE SEASON, FRANCHISE HISTORY

PLAYER	SEASONS
WR Jimmy Smith	1996, 1997, 1998, 1999, 2000, 2001, 2004
WR Keenan McCardell	1996, 1997, 2000, 2001, 2003
WR Brian Thomas Jr.	2024
WR Christian Kirk	2022
WR Allen Robinson	2015

10+ RECEIVING TOUCHDOWNS, SINGLE SEASON, FRANCHISE HISTORY

PLAYER (SEASON)	TOUCHDOWNS
WR Brian Thomas Jr. (2024)	10
WR Allen Robinson (2015)	14
WR Allen Hurns (2015)	10
TE Mercedes Lewis (2010)	10
WR Reggie Williams (2007)	10



7UP

Thomas Jr. is one-of-four players in the NFL with at least 1,100 receiving yards and 10 receiving touchdowns this season.

AT LEAST 1,100 RECEIVING YARDS AND 10 TOUCHDOWNS, NFL, 2024

PLAYER (TEAM)	RECEIVING YARDS	TOUCHDOWNS
WR Ja'Marr Chase (CIN)	1,612	16
WR Justin Jefferson (MIN)	1,479	10
WR Amon-Ra St. Brown (DET)	1,186	12
WR Brian Thomas Jr. (JAX)	1,179	10

Additionally, Thomas Jr. has recorded five 50+ yard receptions this season. He is the only rookie in the NFL with three or more receptions of 50+ yards. His five receptions of 50+ yards are tied for first in the league in 2024.

50+ YARD RECEPTIONS, NFL, 2024

RK.	PLAYER (TEAM)	50+ YARD RECEPTIONS
1.	WR Brian Thomas Jr. (JAX)	5
	WR Jameson Williams (DET)	5
	WR Terry McLaurin (WAS)	5
4.	WR Ja'Marr Chase (CIN)	4
5.	WR CeeDee Lamb (DAL)	3
	WR Nico Collins (HOU)	3
	WR Jayden Reed (G.B.)	3
	WR Alec Pierce (IND)	3
	WR Marvin Mims Jr. (DEN)	3

Since Week 11 against Detroit, Thomas Jr. has recorded at least 60 receiving yards in each game. His active streak of six consecutive games with at least 60 receiving yards, ties for second place in the NFL.

AT LEAST 60 RECEIVING YARDS, ACTIVE STREAK, NFL, 2024

RK.	PLAYER (TEAM)	GAMES
1.	WR Ja'Marr Chase (CIN)	7
2.	WR Brian Thomas Jr. (JAX)	6
	WR Mike Evans (T.B.)	6
	WR Malik Nabers (NYG)	6
5.	WR Justin Jefferson (MIN)	5



PLAYER NOTES

1-OF-1

Since 2022, RB Travis Etienne Jr. has recorded 3,677 scrimmage yards, which places fourth among running backs in the AFC through that time span.

SCRIMMAGE YARDS, RUNNING BACKS AFC, 2022-24

RK.	PLAYER (TEAM)	SCRIMMAGE YARDS
1.	RB Derrick Henry (BAL)	5,270
2.	RB Joe Mixon (CIN, HOU)	3,962
3.	RB Najee Harris (PIT)	3,738
4.	RB Travis Etienne Jr. (JAX)	3,677
5.	RB Breece Hall (NYJ)	3,553

Etienne Jr. has recorded 13 games with at least 100 scrimmage yards. His 13 games rank fifth among running backs in the AFC over that time span.

AT LEAST 100 SCRIMMAGE YARDS, RUNNING BACKS AFC, 2022-24

RK.	PLAYER (TEAM)	SCRIMMAGE YARDS	GAMES
1.	RB Derrick Henry (BAL)	5,270	28
2.	RB Joe Mixon (HOU)	3,962	16
3.	RB James Cook (BUF)	3,493	15
	RB Jonathan Taylor (IND)	3,285	15
5.	RB Travis Etienne Jr. (JAX)	3,677	13

In Week 17 against Tennessee, Etienne Jr. recorded 49 rushing yards on 15 attempts and 26 receiving yards on one reception. His 2,660 career rushing yards and 1,017 career receiving yards rank fourth in franchise history.

RECEIVING YARDS, RB, FRANCHISE HISTORY

RK.	PLAYER (SEASONS)	REC. YARDS
1.	RB Maurice Jones-Drew (2006-13)	2,873
2.	RB Fred Taylor (1998-2008)	2,361
3.	RB T.J. Yeldon (2015-18)	1,301
4.	RB Travis Etienne Jr. (2022-24)	1,017
5.	RB Leonard Fournette (2017-19)	1,009

RUSHING YARDS, RB, FRANCHISE HISTORY

RK.	PLAYER (SEASONS)	RUSH YARDS
1.	RB Fred Taylor (1998-2008)	11,271
2.	RB Maurice Jones-Drew (2006-13)	8,071
3.	RB James Stewart (1995-99)	2,951
4.	RB Travis Etienne Jr. (2022-24)	2,660
5.	RB Leonard Fournette (2017-19)	2,631



FULL STEAM AHEAD

Through Week 17, RB Tank Bigsby has rushed 154 times for 727 yards, including a 65-yard touchdown, averaging 4.72 yards per carry. His 4.72 yards per carry places fifth in the AFC and his 65-yard touchdown ties for sixth place in the NFL among running backs.

YARDS PER CARRY, AFC, 2024

RK.	PLAYER (TEAM)	YARDS PER CARRY
1.	RB Derrick Henry (BAL)	5.85
2.	RB Jerome Ford (CLE)	5.43
3.	RB James Cook (BUF)	4.98
4.	RB J.K. Dobbins (LAC)	4.76
5.	RB Tank Bigsby (JAX)	4.72

LONGEST TOUCHDOWN RUN, NFL, 2024

RK.	PLAYER (TEAM, WK)	YARDS
1.	RB Derrick Henry (BAL, WK4)	87
2.	RB Saquon Barkley (PHI, WK12)	72
3.	RB Jonathan Taylor (IND)	70
	RB Jahmyr Gibbs (DET, WK8)	70
	RB Saquon Barkley (PHI, WK12)	70
6.	RB Tank Bigsby (JAX, WK5)	65
	RB Saquon Barkley (PHI, WK3)	65
	RB James Cook (BUF, W13)	65

NOTE THE QUOTE: TANK BIGSBY

"I think Tank's been doing a really good job. He's always prepared. It's one thing I appreciate about Tank: the way he practices and the way he plays, the way he prepares."

- Head Coach Doug Pederson

SUM 41

In Week 17 against Tennessee, DE Josh Hines-Allen recorded two tackles for loss putting his season total to 10. This marks the fourth-consecutive season with 10 or more tackles for loss, which is the longest streak in franchise history.

CONSECUTIVE SEASONS WITH AT LEAST 10 TFL, FRANCHISE HISTORY

RK.	PLAYER (YEARS)	SEASONS
1.	DE Josh Hines-Allen (2021-24)	4
2.	DE Yannick Ngakoue (2017-19)	3
	DE Calais Campbell (2017-19)	3
	LB Telvin Smith (2015-17)	3
5.	DE Travon Walker (2023-24)	2
	DT Malik Jackson (2016-17)	2



PLAYER NOTES

JOSHIN' AROUND

Through Week 17, DE Josh Hines-Allen has recorded 8.0 sacks, totaling 53.0 in his career. His 53.0 career sacks rank second in franchise history. In 2024, he became the second player to eclipse 50.0 sacks in franchise history. Since he entered the NFL in 2019, his 53.0 career sacks place sixth in the AFC.

SACKS, FRANCHISE HISTORY

RK.	PLAYER	TOTAL TACKLES	SACKS
1.	DE Tony Brackens	360	55.0
2.	DE Josh Hines-Allen	297	53.0
3.	DE Yannick Ngakoue	122	37.5
4.	DE Joel Smeenge	192	34.0
5.	DE Calais Campbell	137	31.5

SACKS, 2019-24, AFC

RK.	PLAYER (TEAM)	SACKS
1.	OLB T.J. Watt (PIT)	88.0
2.	DE Myles Garrett (CLE)	82.0
3.	DE Maxx Crosby (L.V.)	59.5
4.	DT Chris Jones (K.C.)	56.5
5.	DE Trey Hendrickson (CIN)	53.5
6.	DE Josh Hines-Allen	53.0

Hines-Allen's 53.0 sacks since his rookie year rank fourth among the 2019 NFL draft class.

SACKS, 2019 DRAFT CLASS

RK.	PLAYER (TEAM)	GAMES	SACKS
1.	DE Nick Bosa (S.F.)	80	60.5
2.	DE Maxx Crosby (L.V.)	95	59.5
3.	LB Brian Burns (CAR & NYG)	96	54.0
4.	DE Josh Hines-Allen (JAX)	90	53.0
5.	DL Montez Sweat (WAS & CHI)	91	47.0

In Week 14 against Tennessee, Hines-Allen recorded his seventh sack of the season. This is his fourth consecutive season with at least 7.0 sacks, tying DE Yannick Ngakoue for the longest streak of seasons with at least 7.0 sacks in franchise history.

CONSECUTIVE SEASONS WITH AT LEAST 7.0 SACKS, FRANCHISE HISTORY

RK.	PLAYER (YEARS)	SEASONS
1.	DE Josh Hines-Allen (2021-24)	4
	DE Yannick Ngakoue (2016-19)	4
3.	DE Tony Brackens (1999-2001)	3
4.	DE Travon Walker (2023-24) & three others	2



FOYELICIOUS

Through Week 17, LB Foye Oluokun has totaled four games with at least 10 tackles. Since Oluokun joined the Jaguars in 2022, his 23 games with double digit tackles rank second in franchise history and third in the NFL over that span (2022-24).

GAMES WITH AT LEAST 10 TACKLES FRANCHISE HISTORY

RK.	PLAYER	GAMES
1.	LB Paul Posluszny	37
2.	LB Foye Oluokun	23
3.	LB Mike Peterson	19
4.	LB Telvin Smith	18
5.	LB Myles Jack	15
	LB Johnathan Cyprien	15

GAMES WITH AT LEAST 10 TACKLES 2022-24, NFL

RK.	PLAYER (TEAM)	GAMES
1.	LB Zaire Franklin (IND)	29
2.	LB Roquan Smith (BAL)	25
3.	LB Foye Oluokun (JAX)	23
4.	LB Alex Singleton (DEN)	22
5.	LB T.J. Edwards (CHI)	20

Through Week 17, LB Foye Oluokun has recorded nine games with at least eight total tackles. His 35 games of at least eight tackles tie for second place since joining the Jaguars in 2022.

GAMES WITH AT LEAST 8 TACKLES NFL, 2022-24

RK.	PLAYER (TEAM)	GAMES
1.	LB Zaire Franklin (IND)	41
2.	LB Foye Oluokun (JAX)	35
	LB Roquan Smith (BAL)	35
4.	LB Jordyn Brooks (MIA)	32
5.	LB Bobby Okereke (NYG)	31
	LB Eric Kendricks (DAL)	31

Since 2022, Oluokun has recorded 455 total tackles (296 solo). His 296 solo tackles rank second and his total tackles rank third in the NFL.

SOLO TACKLES, NFL, 2022-24

RK.	PLAYER (TEAM)	TACKLES
1.	LB Zaire Franklin (IND)	299
2.	LB Foye Oluokun (JAX)	296
3.	LB T.J. Edwards (CHI)	266
4.	LB Roquan Smith (BAL)	265
5.	LB Bobby Wagner (WAS)	248
	LB Jordyn Brooks (MIA)	248

TOTAL TACKLES, NFL, 2022-24

RK.	PLAYER (TEAM)	TACKLES
1.	LB Zaire Franklin (IND)	511
2.	LB Roquan Smith (BAL)	471
3.	LB Foye Oluokun (JAX)	455
4.	LB Bobby Wagner (WAS)	447
5.	LB T.J. Edwards (CHI)	439



PLAYER NOTES

WALK IT LIKE I TALK IT

Through Week 17, DE Travon Walker has recorded 12 tackles for loss. He is one of three players in franchise history to produce back-to-back seasons with double-digit tackles for loss within their first three years in the NFL.

AT LEAST 10 TFL, CONSECUTIVE SEASONS, YEARS 1-3 IN NFL, FRANCHISE HISTORY

PLAYER (SEASONS)	TFL
LB Telvin Smith (2015-16)	27
DL Yannick Ngakoue (2017-18)	23
DE Travon Walker (2023-24)	22

In Week 17 against Tennessee, Walker recorded his 23rd career sack, moving him into 10th place in franchise history. Walker's 23.0 sacks rank third among the 2022 NFL draft class.

SACKS, FRANCHISE HISTORY

RK.	PLAYER	SACKS
1.	DE Tony Brackens	55.0
2.	DE Josh Hines-Allen	53.0
3.	DE Yannick Ngakoue	37.5
4.	DE Joel Smeenge	34.0
5.	DE Calais Campbell	31.5
6.	DT John Henderson	29.0
7.	LB Kevin Hardy	28.5
8.	DE Paul Spicer	28.5
9.	DE Dawuane Smoot	23.5
10.	DE Travon Walker	23.0


SACKS, 2022 DRAFT CLASS

RK.	PLAYER (TEAM)	GAMES	SACKS
1.	DE Aidan Hutchinson (DET)	39	28.5
2.	DE George Karlaftis (K.C.)	49	24.5
3.	DE Travon Walker (JAX)	48	23.0
4.	OLB Nick Bonitto (DEN)	46	21.0
5.	OLB Kayvon Thibodeaux (NYG)	42	19.5

Additionally, his 23.0 sacks are the second most in franchise history within a players' first three seasons.

SACKS, FIRST THREE SEASONS, FRANCHISE HISTORY

RK.	PLAYER (YEARS)	SACKS
1.	DL Yannick Ngakoue (2016-18)	29.5
2.	DE Travon Walker (2022-24)	23.0
3.	DE Josh Hines-Allen (2019-21)	20.5
4.	DE Bobby McCray (2004-06)	20.0
5.	DE Tony Brackens (1996-98)	17.5



LOCKED IN

Through Walker and Hines-Allen's last 24 games, the duo has produced 35.5 sacks. Hines-Allen's 18.5 sacks place fourth and Walker's 17.0 sacks tie for eighth place in the AFC.

SACKS, PREVIOUS 24 GAMES, AFC, 2023-24

RK.	PLAYER (TEAM)	SACKS
1.	DE Trey Hendrickson (CIN)	24.5
2.	OLB T.J. Watt (PIT)	22.5
3.	DE Myles Garrett (CLE)	20.5
4.	DE Josh Hines-Allen (JAX)	18.5
5.	OLB Kyle Van Noy (BAL)	17.5
6.	DE Travon Walker (JAX)	17.0
	DE Will Anderson Jr. (HOU)	17.0
8.	OLB Harold Landry III (TEN)	16.5
9.	OLB Khalil Mack (LAC)	16.0
10.	DE Maxx Crosby (L.V.)	15.5



WALK IT OUT

1

DE Travon Walker recorded a fumble recovery returned for a 35-yard touchdown, marking the first of his career. Walker is the only player this season to have **one** fumble recovery touchdown return, **one** forced fumble, **one** pass defensed and 2.0 strip sacks.

NOTE THE QUOTE: TRAVON WALKER

"He definitely improves each week. He's learning different pass rush moves, so you're seeing the power, you're seeing the length. Now, really for the whole D-line, now we've got to just finish better just strain a little bit better and we get a few more sacks. But Travon's in a good place. He works at it during the week, and it shows up on game day."

- Head Coach Doug Pederson



PLAYER NOTES

CANON CAM

Through Week 17, K Cam Little has converted 24-of-26 field goal attempts. His 92.3 field goal percentage leads the NFL among rookies with at least 10 field goal attempts.

Additionally, his 24 field goals this season tie for second place by a Jaguars rookie.

FIELD GOAL PERCENTAGE, AT LEAST 10 ATTEMPTS, ROOKIES, NFL, 2024

RK.	PLAYER (TEAM)	FIELD GOAL %
1.	K Cam Little (JAX)	92.3
2.	K Joshua Karty (LAR)	83.3
3.	K Will Reichard (MIN)	80.8
4.	K Brayden Narveson (G.B., TEN)	66.7

FIELD GOALS, ROOKIE, FRANCHISE HISTORY

RK.	PLAYER (SEASON)	FIELD GOALS
1.	K Jason Myers (2015)	26
2.	K Cam Little (2024)	24
	K Josh Scobee (2004)	24
4.	K Mike Hollis (1995)	20
	K Seth Marler (2003)	20

In Week 11 against Detroit, Little made a career-high 59-yard field goal. His 59-yard field goal is tied for the longest in franchise history and is tied for fourth place in the NFL this season.

FIELD GOAL LONG, FRANCHISE HISTORY

RK.	PLAYER (SEASON)	FIELD GOAL LONG
1.	K Cam Little (2024)	59
	K Josh Lambo (2020)	59
	K Josh Scobee (2010)	59
4.	K Jason Myers (2015)	58
5.	K Josh Lambo (2017)	57

FIELD GOAL LONG, NFL, 2024

RK.	PLAYER (TEAM)	FIELD GOAL LONG
1.	K Brandon Aubrey (DAL)	65
2.	K Joey Slye (N.E.)	63
3.	K Tyler Bass (BUF)	61
4.	K Cam Little (JAX)	59
	K Jason Myers (SEA)	59
	K Ka'imi Fairbairn (HOU)	59
	K Cameron Dicker (LAC)	59
	K Cade York (CIN)	59



COOKE'S CORNER

Through Week 17, P Logan Cooke has recorded 32 punts inside the 20 yard line. Cooke's 194 career punts inside the 20-yard line are the most in franchise history and place third in the NFL since 2018.

PUNTS INSIDE 20-YARD LINE, FRANCHISE HISTORY

RK.	PLAYER (YEAR)	PUNTS	INSIDE 20
1.	P Logan Cooke (2018-2024)	464	194
2.	P Bryan Barker (1995-2000)	456	151
3.	P Chris Hanson (2001-2006)	424	136
4.	P Bryan Anger (2012-2015)	360	113

PUNTS INSIDE 20-YARD LINE, 2018-24, NFL

RK.	PLAYER (TEAM)	PUNTS	INSIDE 20
1.	P Michael Dickson (SEA)	500	211
2.	P Tress Way (WAS)	492	202
3.	P Logan Cooke (JAX)	464	194
4.	P Cameron Johnston (PIT)	447	183
5.	P Corey Bojorquez (CLE)	450	182

PUNTS INSIDE THE 20, NFL, 2024

RK.	PLAYER (TEAM)	INSIDE 20
1.	P Matthew Hayball (N.O)	39
2.	P Tommy Townsend (HOU)	37
3.	P Corey Bojorquez (CLE)	36
4.	P Logan Cooke (JAX)	32
	P Riley Dixon (DEN)	32
	P Tory Taylor (CHI)	32

Additionally, his 12 punts inside the 10 tie for seventh place in the NFL.

PUNTS INSIDE THE 10, NFL, 2024

RK.	PLAYER (TEAM)	INSIDE 10
1.	P Corey Bojorquez (CLE)	16
2.	P Tommy Townsend (HOU)	13
	P Riley Dixon (DEN)	13
	P Daniel Whelan (G.B.)	13
	P Ethan Evans (LAR)	13
	P Tory Taylor (CHI)	13
7.	P Logan Cooke (JAX) & two others	12

Since 2018, the seventh-year punter has punted 464 times with a 43.5-yard net punting average. Among players with a minimum of 300 punts, Cooke's 43.5-yard career net punting average is first in NFL history.

NET PUNTING AVERAGE, NFL HISTORY MIN. 300 PUNTS

RK.	PLAYER (TEAM/YEAR)	PUNTS	PUNTING AVG.
1.	P Logan Cooke (JAX, 2018-2024)	464	43.5
2.	P Michael Dickson (SEA, 2018-2024)	500	42.9
	P Johnny Hekker (LAR 2012-21, CAR 2022-24)	960	42.9
4.	P AJ Cole (L.V., 2019-2024)	371	42.4
5.	P Cameron Johnston (PHI 2017-20, HOU 2021-23, PIT 2024)	447	42.3



TEAM RANKINGS

AMERICAN FOOTBALL CONFERENCE

	OFFENSE			DEFENSE		
	TOTAL	RUSH	PASS	TOTAL	RUSH	PASS
Baltimore Ravens	*1	*1	2	9	*1	15
Buffalo Bills	3	3	3	12	8	10
Cincinnati Bengals	2	14	*1	14	12	12
Cleveland Browns	14	13	9	11	11	7
Denver Broncos	9	8	11	10	4	13
Houston Texans	8	10	8	5	7	3
Indianapolis Colts	5	2	14	15	16	14
Jacksonville Jaguars	13	12	12	16	14	16
Kansas City Chiefs	4	7	4	3	2	8
Las Vegas Raiders	12	16	5	6	6	6
Los Angeles Chargers	10	9	10	8	10	4
Miami Dolphins	7	11	6	2	5	5
New England Patriots	16	5	16	13	15	9
New York Jets	11	15	7	4	9	2
Pittsburgh Steelers	6	4	13	7	3	11
Tennessee Titans	15	6	15	*1	13	*1

NATIONAL FOOTBALL CONFERENCE

	OFFENSE			DEFENSE		
	TOTAL	RUSH	PASS	TOTAL	RUSH	PASS
Arizona Cardinals	8	6	11	7	9	6
Atlanta Falcons	7	8	6	8	6	10
Carolina Panthers	15	11	16	16	16	7
Chicago Bears	16	14	14	12	11	9
Dallas Cowboys	12	15	7	14	13	11
Detroit Lions	*1	5	*1	10	2	16
Green Bay Packers	6	4	8	3	4	8
Los Angeles Rams	11	13	9	13	10	12
Minnesota Vikings	9	10	4	6	*1	14
New Orleans Saints	13	9	12	15	14	13
New York Giants	14	12	13	11	15	5
Philadelphia Eagles	5	*1	15	*1	5	*1
San Francisco 49ers	4	7	3	2	7	3
Seattle Seahawks	10	16	5	5	8	4
Tampa Bay Buccaneers	2	3	2	9	3	15
Washington Commanders	3	2	10	4	12	2

NATIONAL FOOTBALL LEAGUE

	OFFENSE			DEFENSE		
	TOTAL	RUSH	PASS	TOTAL	RUSH	PASS
Arizona Cardinals	11	7	18	18	20	12
Atlanta Falcons	10	12	8	19	14	19
Baltimore Ravens	*1	2	6	14	*1	30
Buffalo Bills	9	9	9	20	13	22
Carolina Panthers	31	20	31	32	32	16
Chicago Bears	32	25	29	25	27	18
Cincinnati Bengals	8	29	*1	27	21	24
Cleveland Browns	27	28	20	17	19	13
Dallas Cowboys	19	27	11	28	29	20
Denver Broncos	22	17	22	15	8	25
Detroit Lions	2	6	2	22	3	31
Green Bay Packers	7	5	12	8	6	17
Houston Texans	21	21	19	7	12	6
Indianapolis Colts	15	8	26	29	26	26
Jacksonville Jaguars	26	26	23	31	23	32
Kansas City Chiefs	13	16	10	4	4	14
Las Vegas Raiders	25	32	13	10	11	11
Los Angeles Chargers	23	18	21	12	16	8
Los Angeles Rams	17	23	14	26	24	21
Miami Dolphins	18	24	15	3	9	9
Minnesota Vikings	12	19	5	16	2	28
New England Patriots	30	13	32	23	25	15
New Orleans Saints	20	14	24	30	30	27
New York Giants	29	22	27	24	31	10
New York Jets	24	31	17	5	15	5
Philadelphia Eagles	6	*1	30	*1	10	*1
Pittsburgh Steelers	16	10	25	11	7	23
San Francisco 49ers	5	11	4	6	17	4
Seattle Seahawks	14	30	7	13	18	7
Tampa Bay Buccaneers	3	4	3	21	5	29
Tennessee Titans	28	15	28	2	22	2
Washington Commanders	4	3	16	9	28	3

* = NFL leader | T = Tied for position



JAGUARS TEAM STATS

JACKSONVILLE JAGUARS / REGULAR SEASON WEEK 17 / THROUGH SUNDAY, DECEMBER 29, 2024

WON 4, LOST 12		DOUG PEDERSON (16 GAMES)			
09/08	L	17-20	at Miami	65,582	
09/15	L	13-18	Cleveland	60,105	
09/23	L	10-47	at Buffalo	70,316	
09/29	L	20-24	at Houston	71,115	
10/06	W	37-34	Indianapolis	60,214	
10/13	L	16-35	at Chicago	61,182	
10/20	W	32-16	New England	86,651	
10/27	L	27-30	Green Bay	65,618	
11/03	L	23-28	at Philadelphia	69,879	
11/10	L	7-12	Minnesota	65,695	
11/17	L	6-52	at Detroit	64,273	
12/01	L	20-23	Houston	62,588	
12/08	W	10-6	at Tennessee	61,644	
12/15	L	25-32	N.Y. Jets	63,251	
12/22	L	14-19	at Las Vegas	61,323	
12/29	W	20-13	Tennessee	61,995	

2024 TEAM STATISTICS		
	JAX	OPP.
FIRST DOWNS	279	365
Rushing	97	125
Passing	164	208
Penalty	18	32
Third Down-Made/Att	71/190	92/210
Third Down Efficiency	37.4%	43.8%
Fourth Down-Made/Att	14/25	14/23
Fourth Down Efficiency	56.0%	60.9%
TOTAL NET YARDS	4,887	6,200
Avg. Per Game	305.4	387.5
Total Plays	924	1,048
Avg. Per Play	5.3	5.9
NET YARDS RUSHING	1,616	2,077
Avg. Per Game	101.0	129.8
Total Rushes	380	477
Avg. Per Rush	4.3	4.4
NET YARDS PASSING	3,271	4,123
Avg. Per Game	204.4	257.7
Sacked/Yards Lost	30/221	31/218
Gross Yards	3,492	4,341
Attempts/Completions	514/323	540/366
Pct. of Completion	62.8%	67.8%
Had Intercepted	14	6
PUNTS/AVERAGE	64/49.4	55/47.9
Net Punting Average	44.7	41.3
PUNT RETURN/AVG.	25/12.1	25/9.6
KICKOFF RETURN/AVG.	29/25.7	10/27.4
INTERCEPTION RETURN/AVG.	6/6.8	14/5.1
PENALTIES/YARDS	95/730	102/793
FUMBLES/BALL LOST	18/9	8/3
TOUCHDOWNS	32	46
Rushing	12	18
Passing	18	28
Returns	2	0
EXTRA POINTS/ATTEMPTS	25/25	39/40
TWO POINT CONVERSION/ATT.	4/7	1/6
FIELD GOALS/ATTEMPTS	24/26	30/35
AVG. TIME OF POSSESSION	26:53	33:07

* SCORE BY PERIODS	Q1	Q2	Q3	Q4	OT	PTS
TEAM	47	86	74	90	0	297
OPPONENTS	68	129	80	132	0	409

SCORING	TD	RU	PA	RT	K-PAT	FG	2PT	S	PTS
C. Little	0	0	0	0	25/25	24/26	0	0	97
B. Thomas Jr.	10	0	10	0	0/0	0/0	2	0	64
T. Bigsby	6	6	0	0	0/0	0/0	0	0	36
P. Washington	3	0	2	1	0/0	0/0	1	0	20
T. Lawrence	3	3	0	0	0/0	0/0	0	0	18
G. Davis	2	0	2	0	0/0	0/0	0	0	12
T. Etienne Jr.	2	2	0	0	0/0	0/0	0	0	12
B. Strange	2	0	2	0	0/0	0/0	0	0	12
E. Ingram	1	0	1	0	0/0	0/0	1	0	8
M. Jones	1	1	0	0	0/0	0/0	0	0	6
C. Kirk	1	0	1	0	0/0	0/0	0	0	6
T. Walker	1	0	0	1	0/0	0/0	0	0	6
TEAM	32	12	18	2	25/25	24/26	4	0	297
OPPONENTS	46	18	28	0	39/40	30/35	1	1	409

2-Pt Conv: E. Ingram 1, P. Washington 1, B. Thomas Jr. 2, TM 4-7, OPP 1-6
 C. Little (53G) (22G, 43RU, 25G) (41G) (41G, 52G) (23G, 30G, 49G) (30G) (21G) (39G, 47G) (-) (-) (59G, 35G) (33G, 30G, 55WR) (23G) (28G, 23G, 43G, 43G) (-) (48G, 44G)
 OPP: (42WL, 37G, 52G) (53G, 38G, 44G) (27G, 43G) (30G) (30G, 37G) (43B) (41G) (31G, 38G, 24G) (43G, 57RU) (45G, 33G, 34G, 29G) (54G) (53G, 30G, 28G) (46G, 39G) (43G, 48WR) (49G, 37G, 46WR) (39G, 28G)

SACKS: T. Walker 9.5, J. Hines-Allen 8.0, M. Smith 3.0, R. Robertson-Harris 2.0, A. Armstead 2.0, J. Ledbetter 2.0, D. Lloyd 1.0, J. Jefferson 1.0, F. Oluokun 1.0, J. Jones 1.0, E. Otomewo 0.5, TM 31.0, OPP 30.0
 FUM/LOST: T. Bigsby 4/1, T. Lawrence 3/1, M. Jones 2/2, M. Morse 2/0, A. Trammell 1/1, E. Ingram 1/1, B. Strange 1/1, G. Davis 1/1, T. Etienne Jr. 1/1, P. Washington 1/0, D. Duvernay 1/0, TM 18/9, OPP 8/3

* PASSING	ATT	CMP	YDS	CMP%	YDS/ATT	TD	TD%	INT	INT%	LONG	SACK	LOST	RATING
T. Lawrence	284	172	2,045	60.6	7.2	11	3.9	7	2.5	85t	18	140	85.2
M. Jones	230	151	1,447	65.7	6.3	7	3.0	7	3.0	62t	12	81	80.5
TEAM	514	323	3,492	62.8	6.8	18	3.5	14	2.7	85t	30	221	83.1
OPPONENTS	540	366	4,341	67.8	8.0	28	5.2	6	1.1	80t	31	218	104.7

* RUSHING	NO.	YDS	AVG	LONG	TD
T. Bigsby	154	727	4.7	65t	6
T. Etienne Jr.	137	527	3.8	22	2
T. Lawrence	26	119	4.6	33	3
D. Johnson	30	117	3.9	13	0
M. Jones	23	75	3.3	13	1
B. Thomas Jr.	6	48	8.0	18	0
D. Duvernay	4	3	0.8	4	0
TEAM	380	1,616	4.3	65t	12
OPPONENTS	477	2,077	4.4	38t	18

* RECEIVING	TAR	NO.	YDS	AVG	LONG	TD
B. Thomas Jr.	122	80	1,179	14.7	85t	10
E. Ingram	64	47	365	7.8	24	1
B. Strange	49	36	351	9.8	30	2
C. Kirk	47	27	379	14.0	61	1
P. Washington	47	30	375	12.5	30	2
T. Etienne Jr.	47	36	225	6.3	26	0
G. Davis	42	20	239	12.0	22	2
D. Johnson	17	11	96	8.7	26	0
D. Duvernay	16	11	79	7.2	28	0
L. Farrell	16	11	63	5.7	11	0
T. Bigsby	11	6	51	8.5	28	0
T. Jones	5	3	41	13.7	20	0
A. Trammell	3	2	40	20.0	22	0
J. Deguara	3	3	14	4.7	8	0
J. Reynolds	2	0	0	0.0	0	0
TEAM	491	323	3,497	10.8	85t	18
OPPONENTS	523	366	4,341	11.9	80t	28

* INTERCEPTIONS	NO.	YDS	AVG	LONG	TD
A. Cisco	1	22	22.0	22	0
D. Savage	1	16	16.0	16	0
D. Lloyd	1	3	3.0	3	0
M. Brown	1	0	0.0	0	0
J. Jones	1	0	0.0	0	0
F. Oluokun	1	0	0.0	0	0
TEAM	6	41	6.8	22	0
OPPONENTS	14	72	5.1	31	0

* FUMBLES	FUM	LST	FF	REC	TD
M. Jones	2	2	0	1	0
T. Bigsby	4	1	0	1	0
G. Davis	1	1	0	0	0
E. Ingram	1	1	0	0	0
T. Etienne Jr.	1	1	0	1	0
T. Lawrence	3	1	0	1	0
B. Strange	1	1	0	0	0
A. Trammell	1	1	0	0	0
D. Duvernay	1	0	0	1	0
D. Johnson	0	0	0	1	0
M. Morse	2	0	0	1	0
E. Otomewo	0	0	0	1	0
P. Washington	1	0	0	1	0
TEAM	18	9	0	9	0
OPPONENTS	8	3	0	1	0

* PUNTING	NO.	YDS	AVG	NET	TB	IN	LG	B
L. Cooke	64	3,159	49.4	44.7	3	32	73	0
TEAM	64	3,159	49.4	44.7	3	32	73	0
OPPONENTS	55	2,633	47.9	41.3	3	31	66	0

* PUNT RETURNS	RET	FC	YDS	AVG	LONG	TD
D. Duvernay	17	15	152	8.9	53	0
P. Washington	6	4	144	24.0	96t	1
A. Trammell	2	0	7	3.5	6	0
TEAM	25	19	303	12.1	96t	1
OPPONENTS	25	18	239	9.6	22	0

* KICKOFF RETURNS	NO.	YDS	AVG	LONG	TD
D. Duvernay	14	351	25.1	34	0
T. Bigsby	6	195	32.5	41	0
P. Washington	5	122	24.4	30	0
T. Jones	2	43	21.5	23	0
K. Robinson	2	34	17.0	20	0
TEAM	29	745	25.7	41	0
OPPONENTS	10	274	27.4	34	0

* FIELD GOALS	1-19	20-29	30-39	40-49	50+
C. Little	0/0	7/7	6/6	8/9	3/4
TEAM	0/0	7/7	6/6	8/9	3/4
OPPONENTS	0/0	5/5	13/13	8/12	4/5



LAST MATCHUP VS. COLTS



2024 WEEK 5

60,214 ■ EverBank Stadium ■ Oct 6, 2024



Indianapolis Colts 7 3 0 24 - 34
 Jacksonville Jaguars 0 13 7 17 - 37

SCORING DRIVES

TEAM	QTR	TIME	SCORING PLAY	IND	JAX
Colts	1	08:49	M.Pittman 1 yd. pass from J.Flacco (M.Gay kick) (12-71, 6:11)	7	0
Jaguars	2	08:57	C.Little 23 yd. Field Goal (14-84, 7:46)	7	3
Jaguars	2	07:02	B.Thomas 85 yd. pass from T.Lawrence (C.Little kick) (1-85, 0:10)	7	10
Colts	2	01:44	M.Gay 30 yd. Field Goal (12-58, 5:18)	10	10
Jaguars	2	00:04	C.Little 30 yd. Field Goal (1-0, 0:02)	10	13
Jaguars	3	07:13	T.Bigsby 19 yd. run (C.Little kick) (1-19, 0:08)	10	20
Colts	4	14:54	M.Alie-Cox 18 yd. pass from J.Flacco (M.Gay kick) (15-70, 7:19)	17	20
Jaguars	4	09:59	B.Strange 4 yd. pass from T.Lawrence (C.Little kick) (7-70, 4:55)	17	27
Colts	4	06:00	M.Gay 37 yd. Field Goal (8-51, 3:59)	20	27
Jaguars	4	05:09	T.Bigsby 65 yd. run (C.Little kick) (2-70, 0:51)	20	34
Colts	4	04:27	T.Sermon 1 yd. run (M.Gay kick) (3-70, 0:42)	27	34
Colts	4	02:40	A.Pierce 65 yd. pass from J.Flacco (M.Gay kick) (2-77, 0:45)	34	34
Jaguars	4	00:17	C.Little 49 yd. Field Goal (8-39, 2:23)	34	37

JACKSONVILLE JAGUARS

PASSING	ATT	CP	YDS	SK/YD	TD	LG	INT	RTG
Trevor Lawrence	34	28	371	0/0	2	85t	1	119.5
TOTAL	34	28	371	0/0	2	85T	1	119.5

RUSHING	ATT	YDS	AVG	LG	TD
Tank Bigsby	13	101	7.8	65t	2
Travis Etienne Jr.	6	17	2.8	4	0
Trevor Lawrence	2	4	2.0	2	0
Devin Duvernay	1	3	3.0	3	0
D'Ernest Johnson	1	1	1.0	1	0
TOTAL	23	126	5.5	65T	2

RECEIVING	NO	YDS	AVG	LG	TD
Travis Etienne Jr.	6	43	7.2	14	0
Brian Thomas Jr.	5	122	24.4	85t	1
Christian Kirk	4	88	22.0	61	0
Brenton Strange	4	24	6.0	12	1
Gabe Davis	3	38	12.7	21	0
Luke Farrell	2	17	8.5	11	0
D'Ernest Johnson	2	9	4.5	9	0
Tank Bigsby	1	28	28.0	28	0
Josiah Deguara	1	2	2.0	2	0
TOTAL	28	371	13.3	85T	2

TOP DEFENSE	TOT	SOLO	AST	SCK	YDS	INT
Antonio Johnson	11	8	3	0.0	0.0	0
Montaric Brown	8	4	4	0.0	0.0	0
Andre Cisco	7	6	1	0.0	0.0	0

FIELD GOALS	FGM/FGA	PERCENT	RESULTS
Cam Little	3-3	100.0	23G, 30G, 49G
TOTAL	3-3	100.0	

INDIANAPOLIS COLTS

PASSING	ATT	CP	YDS	SK/YD	TD	LG	INT	RTG
Joe Flacco	44	33	359	4/35	3	65t	0	121.3
Adonai Mitchell	1	1	24	0/0	0	24	0	118.8
TOTAL	45	34	383	4/35	3	65T	0	122.7

RUSHING	ATT	YDS	AVG	LG	TD
Trey Sermon	10	38	3.8	17	1
Tyler Goodson	5	26	5.2	17	0
Joe Flacco	3	22	7.3	21	0
Ashton Dulin	1	9	9.0	9	0
Adonai Mitchell	1	4	4.0	4	0
TOTAL	20	99	5.0	21	1

RECEIVING	NO	YDS	AVG	LG	TD
Josh Downs	9	69	7.7	20	0
Trey Sermon	6	25	4.2	8	0
Michael Pittman Jr.	5	37	7.4	27	1
Adonai Mitchell	4	38	9.5	18	0
Alec Pierce	3	134	44.7	65t	1
Tyler Goodson	3	31	10.3	24	0
Mo Alie-Cox	2	37	18.5	19	1
Will Mallory	1	7	7.0	7	0
Drew Ogletree	1	5	5.0	5	0
TOTAL	34	383	11.3	65T	3

TOP DEFENSE	TOT	SOLO	AST	SCK	YDS	INT
Zaire Franklin	10	2	8	0.0	0.0	0
E.J. Speed	7	6	1	0.0	0.0	0
Jaylon Jones	6	5	1	0.0	0.0	0

FIELD GOALS	FGM/FGA	PERCENT	RESULTS
Matt Gay	2-2	100.0	30G, 37G
TOTAL	2-2	100.0	

Team Statistics

	Colts	Jaguars
First Downs	25	20
3rd-Down Eff. (Made/Att/Pct)	7/14/50%	3/10/30%
4th-Down Eff. (Made/Att/Pct)	1/1/100%	1/2/50%
Total Net Yards	447	497
Total Plays	69	57
Yards Per Play	6.5	8.7
Rushes/Net Yards	20/99	23/126
Net Passing	348	371
Pass Attempts/Completions	45/34	34/28
Had Intercepted	0	1
Sacked/Yards Lost	4/35	0/0
Punts/Average	4/52.5	2/51.0
Penalties/Yards	5/34	3/25
Fumbles/Lost	1/1	2/1
Possession Time	31:32	28:28



THE LAST TIME

BY JAGUARS		BY OPPONENT
PASSING		
* Never Has Happened *	500 YARDS PASSING	527 yards, Matt Schaub @ Houston, 11/18/12
46 att., Mac Jones vs. N.Y. Jets, 12/15/24	40+ PASS ATTEMPTS	44 att., Joe Flacco vs. Indianapolis, 10/06/24
50 att., Trevor Lawrence @ Cleveland, 12/10/23	50+ PASS ATTEMPTS	55 att., Derek Carr @ New Orleans, 10/19/23
430 yards, Blake Bortles @ Kansas City, 10/07/18	400 YARDS PASSING	412 yards, Jared Goff @ Detroit, 11/17/24
308 yards, Trevor Lawrence vs. Green Bay, 10/27/24	300 YARDS PASSING	359 yards, Joe Flacco vs. Indianapolis, 10/06/24
* Never Has Happened *	SEVEN TOUCHDOWN PASSES	* Never Has Happened *
* Never Has Happened *	SIX TOUCHDOWN PASSES	* Never Has Happened *
5 tds, Blake Bortles: (2, 1, 8, 9, 7) @ Tennessee, 12/06/15	FIVE TOUCHDOWN PASSES	5 tds, Matt Schaub: (9, 1, 1, 5, 48) @ Houston, 11/18/12
4 tds, Trevor Lawrence: (5, 59, 10, 3) vs. Dallas, 12/18/22	FOUR TOUCHDOWN PASSES	4 tds, Jared Goff: (27, 64, 5, 9) @ Detroit, 11/17/24
3 tds, Trevor Lawrence: (10, 19, 2) @ Cleveland, 12/10/23	THREE TOUCHDOWN PASSES	3 tds, Aaron Rodgers: (22, 1, 71) vs. N.Y. Jets, 12/15/24
* Never Has Happened *	FOUR OR MORE INTERCEPTION GAME	* Never Has Happened *
* Never Has Happened *	THREE INTERCEPTION GAME	3 ints, Samari Rolle @ Tennessee, 12/26/99
2 ints, Rayshawn Jenkins vs. Dallas, 12/18/22	TWO INTERCEPTION GAME	2 ints, Martin Emerson Jr. @ Cleveland, 12/10/23
* Never Has Happened *	SEVEN+ INTERCEPTIONS THROWN	* Never Has Happened *
* Never Has Happened *	SIX INTERCEPTIONS THROWN	* Never Has Happened *
* Never Has Happened *	FIVE INTERCEPTIONS THROWN	5 ints, Ben Roethlisberger @ Pittsburgh, 10/08/17
4 ints, Trevor Lawrence @ Tennessee, 12/12/21	FOUR INTERCEPTIONS THROWN	4 ints, Jon Kitna @ Dallas, 10/31/10
3 ints, Trevor Lawrence @ Cleveland, 12/10/23	THREE INTERCEPTIONS THROWN	3 ints, Sam Darnold vs. Minnesota, 11/10/24
2 ints, Mac Jones vs. N.Y. Jets, 12/15/24	TWO INTERCEPTIONS THROWN	2 ints, Mitch Trubisky @ Pittsburgh, 10/29/23
RUSHING		
* Never Has Happened *	300 YARDS RUSHING	* Never Has Happened *
225 yards, Leonard Fournette @ Denver, 09/29/19	200+ YARDS RUSHING	253 yards, Jonathan Taylor @ Indianapolis, 01/03/21
225 yards, Leonard Fournette @ Denver, 09/29/19	200 YARDS RUSHING	253 yards, Jonathan Taylor @ Indianapolis, 01/03/21
156 yards, Travis Etienne Jr. vs. Denver, 10/30/22	150-199 YARDS RUSHING	159 yards, Saquon Barkley @ Philadelphia, 11/03/24
118 yards, Tank Bigsby vs. New England, 10/20/24	100 YARDS RUSHING	102 yards, Tony Pollard @ Tennessee, 12/08/24
118 yards, Tank Bigsby vs. New England, 10/20/24	100-149 YARDS RUSHING	102 yards, Tony Pollard @ Tennessee, 12/08/24
109 yards/101 yards, Rashad Jennings/Maurice Jones-Drew vs. Oakland, 12/12/10	TWO 100-YARD RUSHERS	110 yards/107 yards, Saquon Barkley/Daniel Jones vs. N.Y. Giants, 10/23/22
* Never Has Happened *	FIVE TOUCHDOWNS RUSHING	* Never Has Happened *
* Never Has Happened *	FOUR TOUCHDOWNS RUSHING	4 tds, Derrick Henry: (3, 99, 16, 54) @ Tennessee, 12/06/18
3 tds, Maurice Jones-Drew: (4, 1, 3) vs. St. Louis, 10/18/09	THREE TOUCHDOWNS RUSHING	3 tds, Derrick Henry: (1, 9, 10) vs. Tennessee, 10/10/21
2 tds, Trevor Lawrence: (1, 4) @ Philadelphia, 11/03/24	TWO TOUCHDOWNS RUSHING	2 tds, David Montgomery: (2, 6) @ Detroit, 11/17/24
* Never Has Happened *	TWO PLAYERS WITH TWO TD RUSHING	Rhamondre Stevenson: (1, 6)/Damien Harris: (2, 7) @ New England, 01/02/22
Travis Etienne Jr.: (62)/JaMychal Hasty: (5)/Snoop Conner: (3) @ Houston, 01/01/23	THREE PLAYERS WITH ONE TD RUSHING	David Montgomery: (6)/Artavis Pierce: (3)/Mitchell Trubisky: (6) vs. Chicago, 12/27/20
156 yards, Travis Etienne Jr. vs. Denver, 10/30/22	150 YARDS RUSHING	159 yards, Saquon Barkley @ Philadelphia, 11/03/24
30 att., Maurice Jones-Drew vs. Baltimore, 10/24/11	30+ RUSHING ATTEMPTS	30 att., Derrick Henry vs. Tennessee, 01/07/23
50 yards, Tank Bigsby @ Las Vegas, 12/22/24	50-74 YARD RUSHING	69 yards, Jahmyr Gibbs @ Detroit, 11/17/24
78 yards, Tank Bigsby vs. Green Bay, 10/27/24	75+ YARD RUSHING	95 yards, Tyjae Spears vs. Tennessee, 12/29/24
30 att., Maurice Jones-Drew vs. Baltimore, 10/24/11	30-39 RUSHING ATTEMPTS	30 att., Derrick Henry vs. Tennessee, 01/07/23
* Never Has Happened *	40+ RUSHING ATTEMPTS	* Never Has Happened *
* Never Has Happened *	400 YARDS RUSHING (TEAM)	* Never Has Happened *
375 yards vs. Indianapolis, 12/10/06	300 YARDS RUSHING (TEAM)	305 yards @ Tennessee, 11/01/09
243 yards @ Indianapolis, 10/16/22	200 YARDS RUSHING (TEAM)	237 yards @ Philadelphia, 11/03/24
243 yards @ Indianapolis, 10/16/22	200-299 YARDS RUSHING (TEAM)	237 yards @ Philadelphia, 11/03/24



THE LAST TIME

243 yards @ Indianapolis, 10/16/22	200+ YARDS RUSHING (TEAM)	237 yards @ Philadelphia, 11/03/24
375 yards vs. Indianapolis, 12/10/06	300+ YARDS RUSHING (TEAM)	305 yards @ Tennessee, 11/01/09
RECEIVING		
130 yards/109 yards, Dede Westbrook/Donte Moncrief vs. N.Y. Jets, 09/30/18	TWO 100-YARD RECEIVERS	161 yards/115 yards, Amon-Ra St. Brown/Jameson Williams @ Detroit, 11/17/24
236 yards, Justin Blackmon @ Houston, 11/18/12	200 YARDS RECEIVING	261 yards, Josh Gordon @ Cleveland, 12/01/13
132 yards, Brian Thomas Jr. @ Las Vegas, 12/22/24	100 YARDS RECEIVING	198 yards, Davante Adams vs. N.Y. Jets, 12/15/24
* Never Has Happened *	FOUR TOUCHDOWN RECEPTIONS	* Never Has Happened *
* Never Has Happened *	FIVE TOUCHDOWN RECEPTIONS	* Never Has Happened *
3 tds, Zay Jones: (5, 59, 3) vs. Dallas, 12/18/22	THREE TOUCHDOWN RECEPTIONS	3 tds, Sammy Watkins: (68, 49, 3) vs. Kansas City, 09/08/19
2 tds, Brian Thomas Jr.: (3, 19) vs. N.Y. Jets, 12/15/24	TWO TOUCHDOWN RECEPTIONS	2 tds, Davante Adams: (1, 71) vs. N.Y. Jets, 12/15/24
* Never Has Happened *	TWO PLAYERS WITH TWO TD RECEPTIONS	Cole Kmet: (31, 2)/Keenan Allen: (9, 3) @ Chicago, 10/13/24
162 yards, Evan Engram @ Tennessee, 12/11/22	150 YARDS RECEIVING	198 yards, Davante Adams vs. N.Y. Jets, 12/15/24
11 /10 , Brenton Strange/Brian Thomas Jr. vs. N.Y. Jets, 12/15/24	10 OR MORE RECEPTIONS	11 , Brock Bowers @ Las Vegas, 12/22/24
132 yards, Brian Thomas Jr. @ Las Vegas, 12/22/24	100-149 YARDS RECEIVING	119 yards, Nico Collins vs. Houston, 12/01/24
162 yards, Evan Engram @ Tennessee, 12/11/22	150-199 YARDS RECEIVING	198 yards, Davante Adams vs. N.Y. Jets, 12/15/24
236 yards, Justin Blackmon @ Houston, 11/18/12	200-299 YARDS RECEIVING	261 yards, Josh Gordon @ Cleveland, 12/01/13
* Never Has Happened *	300+ YARDS RECEIVING	* Never Has Happened *
COMBINED YARDS		
101 yards/371 yards, Tank Bigsby/Trevor Lawrence vs. Indianapolis, 10/06/24	100-YARD RUSHER AND 300-YARD PASSER	120 yards/305 yards, Dalvin Cook/Kirk Cousins @ Minnesota, 12/06/20
122 yards/371 yards, Brian Thomas Jr./Trevor Lawrence vs. Indianapolis, 10/06/24	100-YARD RECEIVER AND 300-YARD PASSER	161/115 yards/412 yards, Amon-Ra St. Brown/Jameson Williams/Jared Goff @ Detroit, 11/17/24
101 yards/122 yards, Tank Bigsby/Brian Thomas Jr. vs. Indianapolis, 10/06/24	100-YARD RUSHER AND 100-YARD RECEIVER	101 yards/119 yards, Joe Mixon/Nico Collins vs. Houston, 12/01/24
101 yards/371 yards/122 yards, Tank Bigsby/Trevor Lawrence Brian Thomas Jr. vs. Indianapolis, 10/06/24	100-YARD RUSHER, 300-YARD PASSER, 100-YARD RECEIVER	120 yards/305 yards/121 yards, Dalvin Cook/Kirk Cousins Justin Jefferson @ Minnesota, 12/06/20
133 yards/120/101 yards, Maurice Jones-Drew/Mike Sims-Walker/Torry Holt vs. St. Louis, 10/18/09	100-YARD RUSHER/TWO 100-YARD RECEIVERS	* Never Has Happened *
130/109 yards/388 yards, Dede Westbrook/Donte Moncrief/Blake Bortles vs. N.Y. Jets, 09/30/18	TWO 100-YARD RECEIVERS/300-YARD PASSER	161/115 yards/412 yards, Amon-Ra St. Brown/Jameson Williams/Jared Goff @ Detroit, 11/17/24
DEFENSE		
24 yards, Foyesade Oluokun @ New Orleans, 10/19/23	INTERCEPTED PASS RETURNED FOR A TOUCHDOWN	29 yards, Byron Murphy Jr. vs. Arizona, 09/26/21
35 yards, Travon Walker @ Philadelphia, 11/03/24	FUMBLE RETURNED FOR A TOUCHDOWN	26 yards, DeForest Buckner @ Indianapolis, 09/10/23
Leon Jacobs @ Tennessee, 12/06/18	SAFETY SCORED	Alex Wright vs. Cleveland, 09/15/24
vs. Carolina, 12/31/23	SHUTOUT	@ Tennessee, 12/12/21
* Never Has Happened *	FIVE+ SACK GAME	* Never Has Happened *
* Never Has Happened *	SIX+ SACK GAME	* Never Has Happened *
* Never Has Happened *	FIVE SACK GAME	* Never Has Happened *
4.0 sk, Calais Campbell @ Houston, 09/10/17	FOUR SACK GAME	4.0 sk, Ryan Kerrigan @ Washington, 09/14/14
3.0 sk, Travon Walker vs. Indianapolis, 10/06/24	THREE SACK GAME	3.0 sk, Denico Autry vs. Indianapolis, 12/02/18
2.0 sk, Josh Hines-Allen @ Philadelphia, 11/03/24	TWO SACK GAME	2.0 sk, Josh Sweat @ Philadelphia, 11/03/24
* Never Has Happened *	TWO INTERCEPTIONS BY TEAMMATES	Terrell Edmunds: (4, 7)/Minkah Fitzpatrick: (37, 0) vs. Pittsburgh, 11/22/20
2 fr, Telvin Smith Sr. @ Indianapolis, 11/23/14	TWO OPPONENT FUMBLE RECOVERIES	2 fr, Haason Reddick @ Philadelphia, 10/02/22
72t yards, Rashean Mathis vs. Pittsburgh, 10/05/08	70+ YARD INTERCEPTION RETURN	84 yards, Kemal Ishmael vs. Atlanta, 12/20/15
2 ints, Rayshawn Jenkins vs. Dallas, 12/18/22	TWO INTERCEPTIONS	2 ints, Martin Emerson Jr. @ Cleveland, 12/10/23
* Never Has Happened *	THREE INTERCEPTIONS	3 ints, Samari Rolle @ Tennessee, 12/26/99
* Never Has Happened *	FOUR INTERCEPTIONS	* Never Has Happened *
19 yards vs. Tennessee, 01/07/23	LESS THAN 25 RUSHING YARDS	14 yards @ Detroit, 11/20/16
41 yards @ Detroit, 11/17/24	LESS THAN 50 RUSHING YARDS	38 yards vs. New England, 10/20/24



THE LAST TIME

69 yards @ Las Vegas, 12/22/24	LESS THAN 100 RUSHING YARDS	72 yards @ Las Vegas, 12/22/24
20 yards vs. Washington, 12/16/18	LESS THAN 50 NET PASSING YARDS	45 yards vs. N.Y. Jets, 10/08/06
87 yards vs. Minnesota, 11/10/24	LESS THAN 100 NET PASSING YARDS	67 yards vs. Carolina, 12/31/23
129 yards @ Detroit, 11/17/24	LESS THAN 150 NET PASSING YARDS	146 yards @ Tennessee, 12/08/24
124 yards vs. Carolina, 12/31/23	LESS THAN 150 YARDS NET OFFENSE	143 yards vs. Minnesota, 11/10/24
124 yards vs. Carolina, 12/31/23	LESS THAN 200 YARDS NET OFFENSE	170 yards @ Detroit, 11/17/24
272 yards @ Tennessee, 12/08/24	LESS THAN 300 YARDS NET OFFENSE	295 yards vs. Tennessee, 12/29/24
4 to @ Tampa Bay, 12/24/23	FORCED FOUR TURNOVERS	4 to vs. Indianapolis, 10/15/23
5 to @ Philadelphia, 10/02/22	FORCED FIVE+ TURNOVERS	5 to @ Cleveland, 11/19/17
2 to @ Las Vegas, 12/22/24	AT LEAST ONE TURNOVER	1 to vs. Tennessee, 12/29/24
3 to vs. Minnesota, 11/10/24	FORCED THREE+ TURNOVERS	3 to vs. Minnesota, 11/10/24

SPECIAL TEAMS

102 yards, Jamal Agnew vs. Denver, 09/19/21	KICKOFF RETURNED FOR A TOUCHDOWN	85 yards, Andrew Beck vs. Houston, 09/24/23
96 yards, Parker Washington vs. New England, 10/20/24	PUNT RETURNED FOR A TOUCHDOWN	55 yards, Andre Roberts @ Detroit, 11/20/16
* Never Has Happened *	BLOCKED FIELD GOAL RETURNED FOR A TOUCHDOWN	Calais Campbell vs. Arizona, 09/20/09
Daniel Thomas @ L.A. Chargers, 10/25/20	BLOCKED PUNT RETURNED FOR A TOUCHDOWN	Zaire Franklin @ Indianapolis, 11/14/21
59 yards, Cam Little @ Detroit, 11/17/24	MADE FIELD GOAL OF 50 YARDS OR LONGER	53 yards, Ka'imi Fairbairn vs. Houston, 12/01/24
51 yards, Brandon McManus vs. Houston, 09/24/23	BLOCKED FIELD GOAL	43 yards, Cairo Santos @ Chicago, 10/13/24
Logan Cooke @ Indianapolis, 11/14/21	BLOCKED PUNT	Ty Long @ L.A. Chargers, 10/25/20
Matthew Wright @ Indianapolis, 11/14/21	MISSED POINT AFTER TOUCHDOWN ATTEMPT	Harrison Butker @ Kansas City, 11/13/22
Tyler Bass [Roy Robertson-Harris blocked] @ Buffalo, 09/23/24	POINT AFTER TOUCHDOWN ATTEMPT BLOCKED	Riley Patterson [Nick McCloud blocked] vs. N.Y. Giants, 10/23/22
Riley Patterson @ Kansas City, 11/13/22	SUCCESSFUL ONSIDE KICK	Quintin Demps vs. Houston, 11/27/11
5 fg, Josh Scobee: (49, 49, 34, 40, 46) @ Buffalo, 10/10/10	FIVE FIELD GOALS	6 fg, Jeff Reed: (25, 29, 30, 46, 33, 50) vs. Pittsburgh, 12/01/02
* Never Has Happened *	SIX FIELD GOALS	6 fg, Jeff Reed: (25, 29, 30, 46, 33, 50) vs. Pittsburgh, 12/01/02
59 yards, Cam Little @ Detroit, 11/17/24	50-59 YARD FIELD GOAL	53 yards, Ka'imi Fairbairn vs. Houston, 12/01/24
4 fg, Cam Little: (28, 23, 43, 43) vs. N.Y. Jets, 12/15/24	FOUR FIELD GOALS	4 fg, Parker Romo: (45, 33, 34, 29) vs. Minnesota, 11/10/24
* Never Has Happened *	60+ YARD FIELD GOAL	* Never Has Happened *
3 fg, Cam Little: (23, 30, 49) vs. Indianapolis, 10/06/24	THREE FIELD GOALS	3 fg, Ka'imi Fairbairn: (53, 30, 28) vs. Houston, 12/01/24
53 yards, Devin Duvernay vs. Indianapolis, 10/06/24	50-69 YARD PUNT RETURN	55t yards, Andre Roberts @ Detroit, 11/20/16
74t yards, Dede Westbrook vs. Washington, 12/16/18	70-89 YARD PUNT RETURN	81t yards, Darius Reynaud @ Tennessee, 12/30/12
64 yds, Logan Cooke vs. Houston, 12/01/24	60-69 YARD PUNT	61 yds, Ryan Stonehouse vs. Tennessee, 12/29/24
96t yards, Parker Washington vs. New England, 10/20/24	90+ YARD PUNT RETURN	* Never Has Happened *
73 yds, Logan Cooke vs. Green Bay, 10/27/24	70+ YARD PUNT	72 yds, Corey Bojorquez @ Cleveland, 12/10/23
53 yards, Jamal Agnew vs. Indianapolis, 10/15/23	50-69 YARD KICKOFF RETURN	65 yards, Brandon Powell @ L.A. Rams, 12/05/21
11 punts, Bryan Anger vs. Kansas City, 09/08/13	PUNTED 10+ TIMES	11 punts, Shane Lechler vs. Houston, 12/17/17
* Never Has Happened *	70-89 YARD KICKOFF RETURN	85t yards, Andrew Beck vs. Houston, 09/24/23
102t yards, Jamal Agnew vs. Denver, 09/19/21	90+ YARD KICKOFF RETURN	102t yards, Braxton Berrios @ N.Y. Jets, 12/26/21

TEAM/MISCELLANEOUS

503 yards vs. Dallas, 12/18/22	500 TOTAL YARDS OF OFFENSE	505 yards @ Cincinnati, 10/04/20
421 yards vs. N.Y. Jets, 12/15/24	400 TOTAL YARDS OF OFFENSE	400 yards vs. N.Y. Jets, 12/15/24
vs. Indianapolis, 12/13/15	TOUCHDOWN ON OFFENSE, DEFENSE AND SPECIAL	@ Detroit, 11/20/16

TEAMS

Mac Jones vs. Houston, 12/01/24	MADE TWO-POINT CONVERSION	Aaron Rodgers vs. N.Y. Jets, 12/15/24
Mac Jones vs. N.Y. Jets, 12/15/24	FAILED TWO-POINT CONVERSION	Aidan O'Connell @ Las Vegas, 12/22/24
vs. Indianapolis, 12/13/15	50 POINTS	@ Detroit, 11/17/24
vs. Dallas, 12/18/22	40 POINTS	@ Buffalo, 09/23/24



THE LAST TIME

vs. Dallas, 12/18/22	OVERTIME WIN	vs. Cincinnati, 12/04/23
vs. Cincinnati, 12/04/23	OVERTIME LOSS	vs. Dallas, 12/18/22
* Never Has Happened *	OVERTIME TIE	* Never Has Happened *
vs. Philadelphia, 10/12/97	20 FIRST-QUARTER POINTS	@ Cincinnati, 11/23/97
vs. New England, 10/20/24	20 SECOND-QUARTER POINTS	@ Detroit, 11/17/24
vs. Seattle, 12/10/17	20 THIRD-QUARTER POINTS	vs. Chicago, 12/27/20
vs. Indianapolis, 12/13/15	20 FOURTH-QUARTER POINTS	vs. Indianapolis, 10/06/24
vs. Carolina, 12/31/23	SHUTOUT AT HOME	vs. Houston, 12/26/04
@ Indianapolis, 10/22/17	SHUTOUT ON THE ROAD	@ Tennessee, 12/12/21
vs. Dallas, 12/18/22	OVERTIME WIN AT HOME	vs. Cincinnati, 12/04/23
@ Pittsburgh, 10/16/05	OVERTIME WIN ON THE ROAD	@ Minnesota, 12/06/20
13 pen vs. N.Y. Giants, 10/23/22	10 PENALTIES	12 pen @ Houston, 09/29/24
3 td @ Philadelphia, 11/03/24	THREE TOTAL TOUCHDOWNS	3 td vs. Green Bay, 10/27/24
0 to vs. Tennessee, 12/29/24	NO TURNOVERS	0 to @ Las Vegas, 12/22/24
4 td vs. New England, 10/20/24	FOUR TOTAL TOUCHDOWNS	4 td vs. N.Y. Jets, 12/15/24
40:14 TOP vs. Cincinnati, 11/05/17	OVER 40:00 TIME OF POSSESSION (NON-OT)	42:19 TOP vs. Minnesota, 11/10/24
vs. New England, 10/20/24	NO SACKS/NO INTERCEPTIONS ALLOWED	@ Detroit, 11/17/24
(7, 10, 7, 7 Points) @ New Orleans, 10/19/23	SCORE TOUCHDOWN IN EACH QUARTER	(7, 21, 14, 10 Points) @ Detroit, 11/17/24
31 (first half) vs. Houston, 12/17/17	30 ONE-HALF POINTS	34 (first half) @ Buffalo, 09/23/24
vs. Carolina, 12/31/23	WON GAME BY 20+ POINTS	@ Detroit, 11/17/24



ALPHABETICAL ROSTER

NO.	NAME	POS	HT	WT	DOB	EXP	COLLEGE	HOMETOWN	HOW ACQ
56	Abdullah, Yasir	LB	6-1	240	4/12/2000	2	Louisville	Miramar, Fla.	D5-'23
91	Armstead, Arik	DE	6-7	290	11/15/1993	10	Oregon	Elk Grove, Calif.	UFA (S.F.) -'24
19	Beathard, C.J.	QB	6-2	215	11/16/1993	8	Iowa	Franklin, Tenn.	P.S. (MIA) -'24
4	Bigsby, Tank	RB	5-11	215	8/30/2002	2	Auburn	LaGrange, Ga.	D3-'23
30	Brown, Montaric	CB	6-0	190	8/24/1999	3	Arkansas	Ashdown, Ark.	D7-'22
3	Campbell, Tyson	CB	6-1	195	3/17/2000	4	Georgia	Miramar, Fla.	D2-'21
5	Cisco, Andre	S	6-0	210	3/23/2000	4	Syracuse	Queens, N.Y.	D3-'21
76	Cleveland, Ezra	OL	6-6	312	5/8/1998	5	Boise State	Spanaway, Wash.	T (MIN) -'23
59	Cole, Myles	DE	6-6	278	4/29/2000	R	Texas Tech	Shreveport, La.	D7-'24
9	Cooke, Logan	P	6-5	230	7/28/1995	7	Mississippi State	Darbus, Miss.	D7b-'18
25	Darby, Ronald	CB	5-11	193	1/2/1994	10	Florida State	Oxon Hill, Md.	UFA (BAL) - '24
81	Deguara, Josiah	TE	6-2	238	2/14/1997	5	Cincinnati	Folsom, Calif.	UFA (GB) -'24
12	Duvernay, Devin	WR	5-11	202	9/12/1997	5	Texas	Sachse, Texas	UFA (BAL) - '24
1	Etienne Jr., Travis	RB	5-10	215	1/26/1999	4	Clemson	Jennings, La.	D1-'21
89	Farrell, Luke	TE	6-5	250	10/14/1997	4	Ohio State	Perry, Ohio	D5-'21
79	Fortner, Luke	OL	6-4	307	5/15/1998	3	Kentucky	Sylvania, Ohio	D3-'22
62	Foster, Javon	OL	6-5	313	3/31/2000	R	Missouri	Detroit, Mich.	D4-'24
43	Giles-Harris, Joe	LB	6-2	234	1/4/1997	5	Duke	Nyack, N.Y.	
52	Hamilton, DaVon	DT	6-4	335	2/1/1997	5	Ohio State	Pickerington, Ohio	D3-'20
73	Hance, Blake	OL	6-5	310	1/11/1996	6	Northwestern	Jacksonville, Ill.	FA-'23
77	Harrison, Anton	OL	6-4	315	2/2/2002	2	Oklahoma	Washington, D.C.	D1-'23
41	Hines-Allen, Josh	DE	6-5	255	7/13/1997	6	Kentucky	Montclair, N.J.	D1-'19
98	Jefferson, Jordan	DT	6-2	316	9/24/2001	R	LSU	Navarre, Fla.	D4-'24
26	Johnson, Antonio	S	6-2	198	10/29/2001	2	Texas A&M	East St. Louis, Ill.	D5-'23
57	Johnson, Caleb	LB	6-2	220	7/28/1998	4	Houston Baptist	Point Loma, Calif.	W (CHI) -'22
2	Johnson, D'Ernest	RB	5-10	208	2/27/1996	6	South Florida	Immokalee, Fla.	UFA (CLE) - '23
22	Jones, Jarrrian	CB	5-11	190	5/8/2001	R	Florida State	Magee, Miss.	D3-'24
10	Jones, Mac	QB	6-3	220	9/5/1998	4	Alabama	Jacksonville, Fla.	T (N.E.) -'24
15	Jones, Tim	WR	6-1	200	5/15/1998	4	Southern Mississippi	Biloxi, Miss.	FA-'21
93	Lacy, Tyler	DT	6-4	279	11/10/1999	2	Oklahoma State	Sachse, Texas	D4-'23
99	Ledbetter, Jeremiah	DT	6-3	299	5/29/1994	8	Arkansas	Gainesville, Ga.	FA-'21
39	Little, Cam	K	6-1	172	8/17/2003	R	Arkansas	Moore, Okla.	D6-'24
72	Little, Walker	OL	6-7	325	4/1/1999	4	Stanford	Houston, Texas	D2-'21
33	Lloyd, Devin	LB	6-3	235	9/30/1998	3	Utah	Chula Vista, Calif.	D1-'22
46	Maticcik, Ross	LS	6-0	240	9/13/1996	5	Baylor	McKinney, Texas	FA-'20
51	Miller, Ventrell	LB	6-0	232	1/15/1999	2	Florida	Lakeland, Fla.	D4-'23
65	Morse, Mitch	OL	6-6	305	4/21/1992	10	Missouri	Austin, Texas	FA-'24
48	Muma, Chad	LB	6-3	239	8/18/1999	3	Wyoming	Lone Tree, Colo.	D3-'22
23	Otuokun, Foyesade	LB	6-2	230	8/2/1995	7	Yale	St. Louis, Mo.	UFA (ATL) -'22
90	Otomewo, Ezezi	DT	6-5	282	3/9/1999	3	Minnesota	Indianapolis, Ind.	FA-'23
24	Prince, De'Antre	CB	6-0	183	10/12/2000	R	Mississippi	Charleston, Miss.	D5-'24
87	Reynolds, Josh	WR	6-3	194	2/16/1995	8	Texas A&M	San Antonio, Texas	W (DEN) -'24
31	Robinson, Keilan	RB	5-8	191	2/16/2000	R	Texas	Washington, D.C.	D5-'24
6	Savage, Darnell	S	5-11	198	7/30/1997	6	Maryland	Bear, Del.	UFA (GB) -'24
68	Scherff, Brandon	OL	6-5	315	12/26/1991	10	Iowa	Denison, Iowa	UFA (WAS) -'22
94	Smith, Maason	DT	6-5	306	10/13/2002	R	LSU	Houma, La.	D2-'24
85	Strange, Brenton	TE	6-4	253	12/27/2000	2	Penn State	Parkersburg, W. Va.	D2-'23
7	Thomas Jr., Brian	WR	6-2	209	10/8/2002	R	LSU	Walker, La.	D1-'24
20	Thomas, Daniel	S	5-10	215	7/1/1998	5	Auburn	Montgomery, Ala.	D5a-'20
70	Van Lanen, Cole	OL	6-5	312	4/23/1998	4	Wisconsin	Green Bay, Wis.	T (G.B.) -'22
44	Walker, Travon	DE	6-5	272	12/18/2000	3	Georgia	Thomaston, Ga.	D1-'22
11	Washington, Parker	WR	5-10	204	3/21/2002	2	Penn State	Sugar Land, Texas	D6-'23
42	Wingard, Andrew	S	6-0	200	12/5/1996	6	Wyoming	Arvada, Colo.	FA-'19
Practice Squad (17)									
49	Bowman, Shawn	TE	6-4	249	5/16/2000	R	Rutgers	Bear, Del.	UDFA-'24
21	Braswell, Christian	CB	5-11	185	9/27/1999	2	Rutgers	Washington, D.C.	D6-'23
61	Carvin, Jerome	OL	6-5	307	9/20/2000	1	Tennessee	Memphis, Tenn.	FA-'24
80	Cephus, Joshua	WR	6-2	193	3/5/2001	R	Texas at San Antonio	Spring, Texas	UDFA-'24
14	Cooks, Elijah	WR	6-4	215	10/13/1998	2	San Jose State	Atascadero, Calif.	FA-'23
78	Daley, Dennis	OL	6-6	326	8/7/1996	6	South Carolina	Columbia, S.C.	FA-'24
53	DeLoach, Kalen	LB	6-1	212	11/28/2000	R	Florida State	Savannah, GA	FA-'24
60	Eiselen, Dieter	OL	6-4	300	6/10/1996	5	Yale	Stellenbosch, South Africa	FA-'24
38	Gaskin, Myles	RB	5-9	199	2/15/1997	6	Washington	Lynnwood, Wash.	FA-'24
97	Gaziano, Joe	DE	6-4	280	9/27/1996	5	Northwestern	Scituate, Mass.	FA-'24
35	Jackson, Matthew	S	6-1	209	11/9/1998	R	Eastern Kentucky	Nashville, Tenn.	FA-'24
64	Jones, Steven	OL	6-5	342	9/6/2000	R	Oregon	Umpqua, Calif.	UDFA-'24
34	McPhearson, Zechariah	CB	5-11	191	3/21/1998	3	Texas Tech	Upper Marlboro, Md.	FA-'24
84	Rees-Zammit, Louis	WR	6-2	209	2/2/2001	R		Penarth, Wales	FA-'24
69	Shattley, Tyler	OL	6-3	305	5/5/1991	11	Clemson	Icard, N.C.	FA-'24
86	Trammell, Austin	WR	5-10	185	7/4/1998	4	Rice	Spring, Texas	FA-'24
18	Wolford, John	QB	6-1	218	10/16/1995	5	Wake Forest	Jacksonville, Fla.	FA-'24
Injured Reserve (8)									
0	Davis, Gabe	WR	6-2	225	3/1/1999	5	Central Florida	Sanford, Fla.	UFA (BUF) - '24
47	Dixon, De'Shaan	DE	6-4	247	12/16/1998	3	Norfolk State	Chesapeake, Va.	FA-'23
17	Ingram, Evan	TE	6-3	240	9/2/1994	8	Mississippi	Powder Springs, Ga.	UFA (NYG) -'22
75	Hodges, Cooper	OL	6-4	305	7/13/2000	2	Appalachian State	Glen St. Mary, Fla.	D7-'23
13	Kirk, Christian	WR	5-11	200	11/18/1996	7	Texas A&M	Scottsdale, Ariz.	UFA (ARZ) - '22
16	Lawrence, Trevor	QB	6-6	220	10/6/1999	4	Clemson	Cartersville, Ga.	D1-'21
88	Murtagh, Patrick	TE	6-6	250	2/11/2000	R	International Pathway Program	Gold Coast, QLD.	FA-'24
86	White Jr., David	WR	6-2	201	7/18/2000	R	Western Carolina	Jacksonville, Fla.	UDFA-'24



NUMERICAL ROSTER

NO.	NAME	POS	HT	WT	DOB	AGE	EXP	COLLEGE	HOMETOWN	HOW ACQ
1	Etienne Jr., Travis	RB	5-10	215	1/26/99	25	4	Clemson	Jennings, La.	D1-'21
2	Johnson, D'Ernest	RB	5-10	208	2/27/96	28	6	South Florida	Immokalee, Fla.	UFA (CLE) - '23
3	Campbell, Tyson	CB	6-1	195	3/17/00	24	4	Georgia	Miramar, Fla.	D2-'21
4	Biggsby, Tank	RB	5-11	215	8/30/02	22	2	Auburn	LaGrange, Ga.	D3-'23
5	Cisco, Andre	S	6-0	210	3/23/00	24	4	Syracuse	Queens, N.Y.	D3-'21
6	Savage, Darnell	S	5-11	198	7/30/97	27	6	Maryland	Bear, Del.	UFA (GB) -'24
7	Thomas Jr., Brian	WR	6-2	209	10/8/02	22	R	LSU	Walker, La.	D1-'24
9	Cooke, Logan	P	6-5	230	7/28/95	29	7	Mississippi State	Darburn, Miss.	D7b-'18
10	Jones, Mac	QB	6-3	220	9/5/98	26	4	Alabama	Jacksonville, Fla.	T (N.E.)-'24
11	Washington, Parker	WR	5-10	204	3/21/02	22	2	Penn State	Sugar Land, Texas	D6-'23
12	Duvernay, Devin	WR	5-11	202	9/12/97	27	5	Texas	Sachse, Texas	UFA (BAL) - '24
15	Jones, Tim	WR	6-1	200	5/15/98	26	4	Southern Mississippi	Biloxi, Miss.	FA-'21
19	Beathard, C.J.	QB	6-2	215	11/16/93	31	8	Iowa	Franklin, Tenn.	P.S. (MIA)-'24
20	Thomas, Daniel	S	5-10	215	7/1/98	26	5	Auburn	Montgomery, Ala.	D5a-'20
22	Jones, Jarrian	CB	5-11	190	5/8/01	23	R	Florida State	Magee, Miss.	D3-'24
23	Oluokun, Foyesade	LB	6-2	230	8/2/95	29	7	Yale	St. Louis, Mo.	UFA (ATL)-'22
24	Prince, De'Antre	CB	6-0	183	10/12/00	24	R	Mississippi	Charleston, Miss.	D5-'24
25	Darby, Ronald	CB	5-11	193	1/2/94	30	10	Florida State	Oxon Hill, Md.	UFA (BAL) - '24
26	Johnson, Antonio	S	6-2	198	10/29/01	23	2	Texas A&M	East St. Louis, Ill.	D5-'23
30	Brown, Montaric	CB	6-0	190	8/24/99	25	3	Arkansas	Ashdown, Ark.	D7-'22
31	Robinson, Keilan	RB	5-8	191	2/16/00	24	R	Texas	Washington, D.C.	D5-'24
33	Lloyd, Devin	LB	6-3	235	9/30/98	26	3	Utah	Chula Vista, Calif.	D1-'22
39	Little, Cam	K	6-1	172	8/17/03	21	R	Arkansas	Moore, Okla.	D6-'24
41	Hines-Allen, Josh	DE	6-5	255	7/13/97	27	6	Kentucky	Montclair, N.J.	D1-'19
42	Wingard, Andrew	S	6-0	200	12/5/96	28	6	Wyoming	Arvada, Colo.	FA-'19
43	Giles-Harris, Joe	LB	6-2	234	1/4/97	27	5	Duke	Nyack, N.Y.	
44	Walker, Travon	DE	6-5	272	12/18/00	24	3	Georgia	Thomaston, Ga.	D1-'22
46	Maticcik, Ross	LS	6-0	240	9/13/96	28	5	Baylor	McKinney, Texas	FA-'20
48	Muma, Chad	LB	6-3	239	8/18/99	25	3	Wyoming	Lone Tree, Colo.	D3-'22
51	Miller, Ventrell	LB	6-0	232	1/15/99	25	2	Florida	Lakeland, Fla.	D4-'23
52	Hamilton, DaVon	DT	6-4	335	2/1/97	27	5	Ohio State	Pickerington, Ohio	D3-'20
56	Abdullah, Yasir	LB	6-1	240	4/12/00	24	2	Louisville	Miramar, Fla.	D5-'23
57	Johnson, Caleb	LB	6-2	220	7/28/98	26	4	Houston Baptist	Point Loma, Calif.	W (CHI)-'22
59	Cole, Myles	DE	6-6	278	4/29/00	24	R	Texas Tech	Shreveport, La.	D7-'24
62	Foster, Javon	OL	6-5	313	3/31/00	24	R	Missouri	Detroit, Mich.	D4-'24
65	Morse, Mitch	OL	6-6	305	4/21/92	32	10	Missouri	Austin, Texas	FA-'24
68	Scherff, Brandon	OL	6-5	315	12/26/91	33	10	Iowa	Denison, Iowa	UFA (WAS)-'22
70	Van Lanen, Cole	OL	6-5	312	4/23/98	26	4	Wisconsin	Green Bay, Wis.	T (G.B.)-'22
72	Little, Walker	OL	6-7	325	4/1/99	25	4	Stanford	Houston, Texas	D2-'21
73	Hance, Blake	OL	6-5	310	1/11/96	28	6	Northwestern	Jacksonville, Ill.	FA-'23
76	Cleveland, Ezra	OL	6-6	312	5/8/98	26	5	Boise State	Spanaway, Wash.	T (MIN)-'23
77	Harrison, Anton	OL	6-4	315	2/2/02	22	2	Oklahoma	Washington, D.C.	D1-'23
79	Fortner, Luke	OL	6-4	307	5/15/98	26	3	Kentucky	Sylvania, Ohio	D3-'22
81	Deguara, Josiah	TE	6-2	238	2/14/97	27	5	Cincinnati	Folsom, Calif.	UFA (GB) -'24
85	Strange, Brenton	TE	6-4	253	12/27/00	24	2	Penn State	Parkersburg, W. Va.	D2-'23
87	Reynolds, Josh	WR	6-3	194	2/16/95	29	8	Texas A&M	San Antonio, Texas	W (DEN)-'24
89	Farrell, Luke	TE	6-5	250	10/14/97	27	4	Ohio State	Perry, Ohio	D5-'21
90	Otomewo, Ezezi	DT	6-5	282	3/9/99	25	3	Minnesota	Indianapolis, Ind.	FA-'23
91	Armstead, Arik	DE	6-7	290	11/15/93	31	10	Oregon	Elk Grove, Calif.	UFA (S.F.) -'24
93	Lacy, Tyler	DT	6-4	279	11/10/99	25	2	Oklahoma State	Sachse, Texas	D4-'23
94	Smith, Maason	DT	6-5	306	10/13/02	22	R	LSU	Houma, La.	D2-'24
98	Jefferson, Jordan	DT	6-2	316	9/24/01	23	R	LSU	Navarre, Fla.	D4-'24
99	Ledbetter, Jeremiah	DT	6-3	299	5/29/94	30	8	Arkansas	Gainesville, Ga.	FA-'21
Practice Squad (17)										
14	Cooks, Elijah	WR	6-4	215	10/13/98	26	2	San Jose State	Atascadero, Calif.	FA-'23
18	Wolford, John	QB	6-1	218	10/16/95	29	5	Wake Forest	Jacksonville, Fla.	FA-'24
21	Braswell, Christian	CB	5-11	185	9/27/99	25	2	Rutgers	Washington, D.C.	D6-'23
34	McPhearson, Zechariah	CB	5-11	191	3/21/98	26	3	Texas Tech	Upper Marlboro, Md.	FA-'24
35	Jackson, Matthew	S	6-1	209	11/9/98	26	R	Eastern Kentucky	Nashville, Tenn.	FA-'24
38	Gaskin, Myles	RB	5-9	199	2/15/97	27	6	Washington	Lynnwood, Wash.	FA-'24
49	Bowman, Shawn	TE	6-4	249	5/16/00	24	R	Rutgers	Bear, Del.	UDFA-'24
53	DeLoach, Kalen	LB	6-1	212	11/28/00	24	R	Florida State	Savannah, GA	FA-'24
60	Eiselen, Dieter	OL	6-4	300	6/10/96	28	5	Yale	Stellenbosch, South Africa	FA-'24
61	Carvin, Jerome	OL	6-5	307	9/20/00	24	1	Tennessee	Memphis, Tenn.	FA-'24
64	Jones, Steven	OL	6-5	342	9/6/00	24	R	Oregon	Temecula, Calif.	UDFA-'24
69	Shatley, Tyler	OL	6-3	305	5/5/91	33	11	Clemson	Icard, N.C.	FA-'24
78	Daley, Dennis	OL	6-6	326	8/7/96	28	6	South Carolina	Columbia, S.C.	FA-'24
80	Cephus, Joshua	WR	6-2	193	3/5/01	23	R	Texas at San Antonio	Spring, Texas	UDFA-'24
84	Rees-Zammit, Louis	WR	6-2	209	2/2/01	23	R	LSU	Penarth, Wales	FA-'24
86	Trammell, Austin	WR	5-10	185	7/4/98	26	4	Rice	Spring, Texas	FA-'24
97	Gaziano, Joe	DE	6-4	280	9/27/96	28	5	Northwestern	Scituate, Mass.	FA-'24
Injured Reserve (8)										
0	Davis, Gabe	WR	6-2	225	3/1/99	25	5	Central Florida	Sanford, Fla.	UFA (BUF) - '24
13	Kirk, Christian	WR	5-11	200	11/18/96	28	7	Texas A&M	Scottsdale, Ariz.	UFA (ARZ) - '22
16	Lawrence, Trevor	QB	6-6	220	10/6/99	25	4	Clemson	Cartersville, Ga.	D1-'21
17	Ingram, Evan	TE	6-3	240	9/2/94	30	8	Mississippi	Powder Springs, Ga.	UFA (NYG)-'22
47	Dixon, De'Shaan	DE	6-4	247	12/16/98	26	3	Norfolk State	Chesapeake, Va.	FA-'23
75	Hodges, Cooper	OL	6-4	305	7/13/00	24	2	Appalachian State	Glen St. Mary, Fla.	D7-'23
86	White Jr., David	WR	6-2	201	7/18/00	24	R	Western Carolina	Jacksonville, Fla.	UDFA-'24
88	Murtagh, Patrick	TE	6-6	250	2/11/00	24	R	International Pathway Program	Gold Coast, QLD.	FA-'24



DEPTH CHART

(As of December 31, 2024)

OFFENSE

WR	11 Parker Washington	12 Devin Duvernay	
LT	72 Walker Little	62 <u>Javon Foster</u>	
LG	76 Ezra Cleveland	73 Blake Hance	
C	65 Mitch Morse	79 Luke Fortner	
RG	68 Brandon Scherff		
RT	77 Anton Harrison	70 Cole Van Lanen	
TE	89 Luke Farrell	85 Brenton Strange	81 Josiah Deguara
QB	10 Mac Jones	19 C.J. Beathard	
RB	1 Travis Etienne Jr.	4 Tank Bigsby	2 D'Ernest Johnson 31 Keilan Robinson
WR	7 <u>Brian Thomas Jr.</u>	15 Tim Jones	
WR	87 Josh Reynolds		

DEFENSE

NT	52 DaVon Hamilton	99 Jeremiah Ledbetter	-or- 93 Tyler Lacy 98 Jordan Jefferson
DT	91 Arik Armstead	90 Ezezi Otomewo	94 Maason Smith
DE	41 Josh Hines-Allen		
DE	44 Travon Walker	59 <u>Myles Cole</u>	
LB	23 Foyesade Oluokun		
LB	33 Devin Lloyd	-or- 48 Chad Muma	57 Caleb Johnson
LB	51 Ventrell Miller	-or- 56 Yasir Abdullah	43 Joe Giles-Harris
CB	30 Montaric Brown	25 Ronald Darby	
CB	3 Tyson Campbell	22 <u>Jarrian Jones</u>	24 <u>De'Antre Prince</u>
S	5 Andre Cisco	26 Antonio Johnson	20 Daniel Thomas
S	6 Darnell Savage	42 Andrew Wingard	

SPECIALISTS

K	39 <u>Cam Little</u>	
H	9 Logan Cooke	
LS	46 Ross Maticcik	
P	9 Logan Cooke	
PR	12 Devin Duvernay	11 Parker Washington
KR	12 Devin Duvernay	31 <u>Keilan Robinson</u>

PRONUNCIATION GUIDE

Yasir Abdullah	YA-seer	Jarrian Jones	JAR-ee-in
C.J. Beathard	BETH-urd	Ross Maticcik	MATTA-sick
Josiah Deguara	duh-gwa-ruh	Chad Muma	MOO-ma
Devin Duvernay	DOO-ver-nay	Foyesade Oluokun	Foy-eh-sha-day oh-LOU-a-kin
Travis Etienne Jr.	ETN	Ezezi Otomewo	eh-SAY-zee oh-TOE-may-woh
Luke Farrell	FAIR-ull	Keilan Robinson	KEY-lin
Javon Foster	juh-von	Brandon Scherff	SCHER-eff
Joe Giles-Harris	JILES-Harris	Travon Walker	TRAY-von
DaVon Hamilton	DUH-von	Andrew Wingard	WING-urd



POSITIONAL ROSTER

NO.	NAME	POS.	HT.	WT.	AGE	EXP.	COLLEGE	HOMETOWN	HOW ACQ.
QUARTERBACKS (2)									
10	Jones, Mac	QB	6-3	220	26	4	Alabama	Jacksonville, Fla.	T (N.E.)-'24
19	Beathard, C.J.	QB	6-2	215	31	8	Iowa	Franklin, Tenn.	P.S. (MIA)-'24
RUNNING BACKS (4)									
1	Etienne Jr., Travis	RB	5-10	215	25	4	Clemson	Jennings, La.	D1-'21
2	Johnson, D'Ernest	RB	5-10	208	28	6	South Florida	Immokalee, Fla.	UFA (CLE) - '23
4	Bigsby, Tank	RB	5-11	215	22	2	Auburn	LaGrange, Ga.	D3-'23
31	Robinson, Keilan	RB	5-8	191	24	R	Texas	Washington, D.C.	D5-'24
WIDE RECEIVERS (5)									
7	Thomas Jr., Brian	WR	6-2	209	22	R	LSU	Walker, La.	D1-'24
11	Washington, Parker	WR	5-10	204	22	2	Penn State	Sugar Land, Texas	D6-'23
12	Duvernay, Devin	WR	5-11	202	27	5	Texas	Sachse, Texas	UFA (BAL) - '24
15	Jones, Tim	WR	6-1	200	26	4	Southern Mississippi	Biloxi, Miss.	FA-'21
87	Reynolds, Josh	WR	6-3	194	29	8	Texas A&M	San Antonio, Texas	W (DEN)-'24
TIGHT ENDS (3)									
81	Deguara, Josiah	TE	6-2	238	27	5	Cincinnati	Folsom, Calif.	UFA (GB) -'24
85	Strange, Brenton	TE	6-4	253	24	2	Penn State	Parkersburg, W. Va.	D2-'23
89	Farrell, Luke	TE	6-5	250	27	4	Ohio State	Perry, Ohio	D5-'21
OFFENSIVE LINE (9)									
62	Foster, Javon	OL	6-5	313	24	R	Missouri	Detroit, Mich.	D4-'24
65	Morse, Mitch	OL	6-6	305	32	10	Missouri	Austin, Texas	FA-'24
68	Scherff, Brandon	OL	6-5	315	33	10	Iowa	Denison, Iowa	UFA (WAS)-'22
70	Van Lanen, Cole	OL	6-5	312	26	4	Wisconsin	Green Bay, Wis.	T (G.B.)-'22
72	Little, Walker	OL	6-7	325	25	4	Stanford	Houston, Texas	D2-'21
73	Hance, Blake	OL	6-5	310	28	6	Northwestern	Jacksonville, Ill.	FA-'23
76	Cleveland, Ezra	OL	6-6	312	26	5	Boise State	Spanaway, Wash.	T (MIN)-'23
77	Harrison, Anton	OL	6-4	315	22	2	Oklahoma	Washington, D.C.	D1-'23
79	Fortner, Luke	OL	6-4	307	26	3	Kentucky	Sylvania, Ohio	D3-'22
LINEBACKERS (7)									
23	Oluokun, Foyesade	LB	6-2	230	29	7	Yale	St. Louis, Mo.	UFA (ATL)-'22
33	Lloyd, Devin	LB	6-3	235	26	3	Utah	Chula Vista, Calif.	D1-'22
43	Giles-Harris, Joe	LB	6-2	234	27	5	Duke	Nyack, N.Y.	
48	Muma, Chad	LB	6-3	239	25	3	Wyoming	Lone Tree, Colo.	D3-'22
51	Miller, Ventrell	LB	6-0	232	25	2	Florida	Lakeland, Fla.	D4-'23
56	Abdullah, Yasir	LB	6-1	240	24	2	Louisville	Miramar, Fla.	D5-'23
57	Johnson, Caleb	LB	6-2	220	26	4	Houston Baptist	Point Loma, Calif.	W (CHI)-'22
DEFENSIVE BACKS (10)									
3	Campbell, Tyson	CB	6-1	195	24	4	Georgia	Miramar, Fla.	D2-'21
5	Cisco, Andre	S	6-0	210	24	4	Syracuse	Queens, N.Y.	D3-'21
6	Savage, Darnell	S	5-11	198	27	6	Maryland	Bear, Del.	UFA (GB) -'24
20	Thomas, Daniel	S	5-10	215	26	5	Auburn	Montgomery, Ala.	D5a-'20
22	Jones, Jarrian	CB	5-11	190	23	R	Florida State	Magee, Miss.	D3-'24
24	Prince, De'Antre	CB	6-0	183	24	R	Mississippi	Charleston, Miss.	D5-'24
25	Darby, Ronald	CB	5-11	193	30	10	Florida State	Oxon Hill, Md.	UFA (BAL) - '24
26	Johnson, Antonio	S	6-2	198	23	2	Texas A&M	East St. Louis, Ill.	D5-'23
30	Brown, Montaric	CB	6-0	190	25	3	Arkansas	Ashdown, Ark.	D7-'22
42	Wingard, Andrew	S	6-0	200	28	6	Wyoming	Arvada, Colo.	FA-'19
DEFENSIVE LINE (10)									
41	Hines-Allen, Josh	DE	6-5	255	27	6	Kentucky	Montclair, N.J.	D1-'19
44	Walker, Travon	DE	6-5	272	24	3	Georgia	Thomaston, Ga.	D1-'22
52	Hamilton, DaVon	DT	6-4	335	27	5	Ohio State	Pickerington, Ohio	D3-'20
59	Cole, Myles	DE	6-6	278	24	R	Texas Tech	Shreveport, La.	D7-'24



POSITIONAL ROSTER

90	Otomewo, Ezezi	DT	6-5	282	25	3	Minnesota	Indianapolis, Ind.	FA-'23
91	Armstead, Arik	DE	6-7	290	31	10	Oregon	Elk Grove, Calif.	UFA (S.F.) -'24
93	Lacy, Tyler	DT	6-4	279	25	2	Oklahoma State	Sachse, Texas	D4-'23
94	Smith, Maason	DT	6-5	306	22	R	LSU	Houma, La.	D2-'24
98	Jefferson, Jordan	DT	6-2	316	23	R	LSU	Navarre, Fla.	D4-'24
99	Ledbetter, Jeremiah	DT	6-3	299	30	8	Arkansas	Gainesville, Ga.	FA-'21

SPECIALISTS (3)

9	Cooke, Logan	P	6-5	230	29	7	Mississippi State	Darbun, Miss.	D7b-'18
39	Little, Cam	K	6-1	172	21	R	Arkansas	Moore, Okla.	D6-'24
46	Maticcik, Ross	LS	6-0	240	28	5	Baylor	McKinney, Texas	FA-'20



HOW BUILT

YEAR	DRAFTEES (31)	FREE AGENTS (11)	COLLEGE FREE AGENTS (3)	TRADES/WAIVERS (5)	PRACTICE SQUAD (2)	SUP. DRAFT (0)
2018	P Logan Cooke (7)					
2019	DE Josh Hines-Allen (1)		S Andrew Wingard (FA-'19)			
2020	DT DaVon Hamilton (3) S Daniel Thomas (5)		LS Ross Maticcik (FA-'20)			
2021	RB Travis Etienne Jr. (1) CB Tyson Campbell (2) OL Walker Little (2) S Andre Cisco (3) TE Luke Farrell (5)	DT Jeremiah Ledbetter (FA-'21)	WR Tim Jones (FA-'21)			
2022	DE Travon Walker (1) LB Devin Lloyd (1b) OL Luke Fortner (3) LB Chad Muma (3) CB Montaric Brown (7)	LB Foyesade Oluokun (UFA ATL - '22) OL Brandon Scherff (UFA WAS - '22)		LB Caleb Johnson (W CHI -'22) OL Cole Van Lanen (T G.B. -'22)		
2023	OL Anton Harrison (1) TE Brenton Strange (2) RB Tank Bigsby (3) DT Tyler Lacy (4) LB Ventrell Miller (4) LB Yasir Abdullah (5) S Antonio Johnson (5) WR Parker Washington (6)	OL Blake Hance (FA-'23)		OL Ezra Cleveland (T MIN -'23)	DT Ezezi Otomewo (FA-'23)	
2024	WR Brian Thomas Jr. (1) DT Maason Smith (2) CB Jarrian Jones (3) OL Javon Foster (4) DT Jordan Jefferson (4) CB De'Antre Prince (5) RB Keilan Robinson (5) K Cam Little (6) DE Myles Cole (7)	DE Arik Armstead (UFA S.F. -'24) CB Ronald Darby (UFA BAL - '24) TE Josiah Deguara (UFA GB -'24) WR Devin Duvernay (UFA BAL - '24) LB Joe Giles-Harris OL Mitch Morse (FA-'24) S Darnell Savage (UFA GB -'24)		QB Mac Jones (T N.E. -'24) WR Josh Reynolds (W DEN -'24)	QB C.J. Beathard (P.S. MIA -'24)	



PLAYER PARTICIPATION

PLAYERS	2024 REGULAR SEASON JACKSONVILLE JAGUARS PLAYER PARTICIPATION																				
	AT MIA	CLE	AT BUF	AT HOU	IND	AT CHI	NE	GB	AT PHI	MIN	AT DET	HOU	AT TEN	NYJ	AT LV	TEN	1/5	GP	GS	DNP	IN
Yasir Abdullah	P	LB	LB	LB	N	P	P	P	P	P	N	N	P	P	P	-	13	3	0	3	
Tucker Addington	^	^	^	^	^	^	^	^	^	^	^	^	PS	NOT	NOT	NOT	-	0	0	0	0
Arik Armstead	P	P	P	P	P	P	P	P	P	P	P	P	P	P	P	-	16	0	0	0	
C.J. Beathard	NOT	NOT	NOT	NOT	NOT	NOT	NOT	NOT	NOT	X	X	N	X	X	X	-	0	0	6	1	
Tank Bigsby	P	P	P	P	P	P	P	RB	P	P	N	P	P	P	P	-	15	1	0	1	
Peter Bowden	NOT	NOT	NOT	NOT	NOT	NOT	NOT	NOT	NOT	PS	NOT	NOT	NOT	NOT	NOT	-	0	0	0	0	
Shawn Bowman	PS	PS	PS	PS	PS	PS	PS	PS	PS	PS	PS	PS	PS	PS	PS	-	0	0	0	0	
Christian Braswell	PS	P	P	P	PS	PS	PS	PS	PS	PS	PS	PS	PS	PS	PS	-	3	0	0	0	
Montaric Brown	P	CB	CB	CB	CB	CB	P	P	P	P	P	CB	CB	CB	CB	-	16	9	0	0	
Tyson Campbell	CB	IR	IR	IR	IR	IRD	CB	CB	CB	CB	CB	CB	CB	CB	CB	-	11	11	0	0	
Jerome Carvin	^	^	^	^	^	^	^	^	^	^	PS	PS	NOT	PS	PS	-	0	0	0	0	
Joshua Cephus	PS	PS	PS	PS	PS	PS	PS	PS	PS	PS	PS	PS	P	PS	PS	-	1	0	0	0	
Andre Chachere	PS	PS	PS	PS	PS	NOT	NOT	^	^	^	^	^	^	^	^	-	0	0	0	0	
Andre Cisco	S	S	S	S	S	S	S	S	S	S	S	S	P	P	S	-	16	14	0	0	
Ezra Cleveland	LG	LG	LG	LG	LG	LG	LG	LG	N	N	LG	LG	LG	LG	LG	-	14	14	0	2	
D.J. Coleman	PS	PS	PS	PS	PS	PS	PS	PS	PS	PS	PS	PS	PS	P	PS	NOT	-	1	0	0	0
Myles Cole	P	P	N	N	N	N	N	N	P	N	P	P	N	N	P	-	7	0	0	9	
Logan Cooke	P	P	P	P	P	P	P	P	P	P	P	P	P	P	P	-	16	0	0	0	
Elijah Cooks	PS	PS	PS	PS	PS	PS	PS	PS	P	PS	PS	P	PS	PS	PS	-	2	0	0	0	
Dennis Daley	NOT	NOT	NOT	NOT	NOT	NOT	NOT	NOT	NOT	PS	PS	PS	PS	PS	PS	-	0	0	0	0	
Ronald Darby	CB	CB	CB	CB	CB	CB	CB	CB	CB	CB	CB	CB	P	X	N	-	13	12	2	1	
Gabe Davis	WR	WR	WR	WR	WR	WR	WR	P	N	WR	WR	IR	IR	IR	IR	-	10	9	0	1	
Josiah Deguara	PS	PS	P	P	P	P	P	P	P	P	P	P	P	P	P	-	14	0	0	0	
De'Shaan Dixon	IR	IR	IR	IR	IR	IR	IR	IR	IR	IR	IR	IR	IR	IR	IR	-	0	0	0	0	
Devin Duvernay	P	P	P	P	P	IR	IR	IR	IR	P	P	WR	P	P	P	-	12	1	0	0	
Terrell Edmunds	P	^	^	^	^	^	^	^	^	^	^	^	^	^	^	-	1	0	0	0	
Evan Engram	TE	X	N	N	N	TE	TE	TE	TE	TE	TE	TE	TE	IR	IR	-	9	9	1	3	
Travis Etienne Jr.	RB	RB	RB	RB	RB	RB	N	N	RB	RB	RB	RB	RB	RB	RB	-	14	14	0	2	
Luke Farrell	TE	P	P	P	P	TE	TE	TE	TE	P	P	TE	P	TE	TE	-	16	7	0	0	
Tre Flowers	PS	P	P	P	P	X	X	NOT	^	^	^	^	^	^	^	-	4	0	2	0	
Luke Fortner	P	P	P	P	P	P	P	P	P	P	P	P	P	P	P	-	16	0	0	0	
Javon Foster	N	N	N	N	N	N	N	N	N	P	N	N	P	N	N	-	3	0	0	13	
Jake Funk	NOT	NOT	NOT	NOT	PS	PS	X	X	PS	^	^	^	^	^	^	-	0	0	2	0	
Joe Gaziano	PS	PS	PS	PS	PS	PS	P	P	PS	PS	PS	PS	^	^	^	-	2	0	0	0	
Joe Giles-Harris	^	^	^	^	^	^	^	^	^	^	^	^	^	^	^	-	1	0	0	0	
Tashaun Gipson Sr.	R/SUS	R/SUS	R/SUS	R/SUS	R/SUS	R/SUS	R/SUS	R/SUS	#	^	^	^	^	^	^	-	0	0	0	0	
Matt Haack	^	^	^	^	^	^	^	^	^	^	^	^	PS	NOT	NOT	-	0	0	0	0	
Tyler Hall	^	^	^	^	PS	PS	PS	PS	PS	PS	PS	PS	PS	NOT	NOT	-	0	0	0	0	
DaVon Hamilton	DT	P	P	P	DT	DT	DT	DT	DT	DT	DT	DT	DT	DT	DT	-	16	13	0	0	
Blake Hance	PS	PS	PS	PS	PS	PS	PS	PS	P	LG	P	P	P	P	P	-	8	1	0	0	
Anton Harrison	RT	RT	RT	RT	RT	RT	RT	RT	RT	RT	RT	RT	RT	RT	RT	-	15	15	0	1	
Josh Hines-Allen	DE	DE	DE	DE	DE	DE	DE	DE	DE	DE	DE	DE	DE	DE	DE	-	16	16	0	0	
Cooper Hodges	P	P	P	P	P	P	P	P	P	LG	IR	IR	IR	IR	IR	-	9	1	0	0	
Jalen Jackson	PS	PS	PS	PS	NOT	NOT	NOT	^	^	^	^	^	^	^	^	-	0	0	0	0	
Matthew Jackson	PS	PS	PS	PS	P	PS	PS	PS	PS	PS	PS	PS	PS	PS	PS	-	1	0	0	0	
Jordan Jefferson	N	N	N	N	N	N	P	P	P	P	P	N	N	N	N	-	7	0	0	9	
Antonio Johnson	S	S	S	S	S	S	P	P	P	P	P	S	S	P	P	-	16	8	0	0	
Caleb Johnson	P	P	P	P	P	P	P	P	P	P	P	P	P	P	P	-	16	0	0	0	
D'Ernest Johnson	P	P	P	P	P	P	RB	P	P	P	P	N	N	N	P	-	13	1	0	3	
Jarrian Jones	P	P	P	P	P	P	P	CB	P	P	P	CB	P	CB	P	-	16	3	0	0	
Mac Jones	X	X	P	X	X	P	X	X	X	QB	QB	P	QB	QB	QB	-	9	6	7	0	
Steven Jones	PS	PS	PS	PS	PS	PS	PS	PS	PS	PS	PS	PS	PS	PS	PS	-	0	0	0	0	
Tim Jones	P	P	P	P	P	P	P	P	P	P	P	P	P	P	P	-	16	0	0	0	
Velus Jones Jr.	^	^	^	^	^	^	^	^	PS	PS	^	PS	PS	^	^	-	0	0	0	0	
Christian Kirk	WR	WR	WR	WR	WR	WR	P	WR	IR	IR	IR	IR	IR	IR	IR	-	8	7	0	0	
Tyler Lacy	P	N	DT	DT	P	N	DT	DT	DT	DT	DT	DT	P	P	P	-	13	8	0	3	
Trevor Lawrence	QB	QB	QB	QB	QB	QB	QB	QB	QB	QB	N	QB	IR	IR	IR	-	10	10	0	2	
Jeremiah Ledbetter	N	DT	DT	DT	P	N	P	P	P	P	P	P	P	P	P	-	14	3	0	2	
Cam Little	P	P	P	P	P	P	P	P	P	P	P	P	P	P	P	-	16	0	0	0	
Walker Little	P	P	P	P	P	P	P	LT	LT	LT	LT	LT	LT	LT	LT	-	15	8	0	1	
Devin Lloyd	LB	LB	LB	N	LB	LB	LB	LB	LB	LB	LB	LB	LB	LB	LB	-	15	15	0	1	
Ross Matiscik	P	P	P	P	P	P	P	P	P	P	P	P	P	P	P	-	16	0	0	0	
Zachariah McPhearson	^	PS	PS	PS	PS	PS	PS	PS	PS	PS	PS	PS	PS	PS	PS	-	0	0	0	0	
Ventrell Miller	P	P	P	LB	LB	LB	LB	P	LB	LB	LB	P	LB	P	LB	-	15	9	0	1	
Mitch Morse	C	C	C	C	C	C	C	C	C	C	C	C	C	C	C	-	16	16	0	0	
Chad Muma	P	P	P	CB	P	P	LB	P	P	P	P	P	P	P	P	-	16	3	0	0	
Patrick Murtagh	IR	IR	IR	IR	IR	IR	IR	IR	IR	IR	IR	IR	IR	IR	IR	-	0	0	0	0	
Tanner Muse	PS	PS	PS	P	P	P	PS	PS	PS	^	^	^	^	^	^	-	3	0	0	0	
Foyesade Oluokun	LB	LB	LB	IR	IR	IR	IR	LB	LB	LB	LB	LB	LB	LB	LB	-	12	12	0	0	
Esezi Otomewo	N	P	N	P	DT	DT	N	N	N	N	N	N	N	N	N	-	4	2	0	12	
Anthony Pittman	^	^	^	^	^	PS	PS	PS	PS	PS	P	PS	PS	PS	PS	-	1	0	0	0	
John Rhys Plumlee	PS	PS	PS	PS	PS	PS	PS	PS	PS	PS	NOT	NOT	NOT	NOT	NOT	-	0	0	0	0	
De'Antre Prince	X	P	P	P	P	P	P	P	X	N	X	X	X	P	X	-	9	0	6	1	
Louis Rees-Zammit	PS	PS	PS	PS	PS	PS	PS	PS	PS	PS	PS	PS	PS	PS	PS	-	0	0	0	0	
Josh Reynolds	^	^	^	^	^	^	^	^	^	^	^	^	N	P	P	-	3	1	0	1	
Roy Robertson-Harris	DT	DT	P	P	P	P	^	^	^	^	^	^	^	^	^	-	6	2	0	0	
Cam Robinson	LT	LT	LT	LT	LT	LT	LT	X	^	^	^	^	^	^	^	-	7	7	1	0	
Keilan Robinson	IRD	IRD	IRD	IRD	IRD	IRD	IRD	IRD	IRD	IRD	IRD	P	P	P	P	-	5	0	0	0	
Darnell Savage	S	N	N	N	S	S	S	S	S	S	S	S	S	S	N	-	12	12	0	4	
Brandon Scherff	RG	RG	RG	RG	RG	RG	RG	RG	RG	RG	RG	RG	RG	RG	RG	-	16	16	0	0	
Tyler Shatley	^	^	^	^	^	^	^	^	^	^	PS	PS	PS	PS	PS	-	0	0	0	0	
Maason Smith	P	N	P	P	P	P	N	N	N	N	N	P	DT	DT	DT	-	10	4	0	6	
Brenton Strange	P	TE	TE	TE	TE	P	P	P	P	TE	P	P	TE	TE	TE	-	16	9	0	0	
Brian Thomas Jr.	P	WR	WR	WR	WR	WR	WR	WR	WR	WR	WR	WR	WR	WR	WR	-	16	15	0	0	
Daniel Thomas	N	P	P	P	N	P	P	P	P	P	P	P	P	P	P	-	14	0	0	2	
Austin Trammell	PS	PS	PS	PS	PS	PS	PS	PS	P	PS	PS	PS	PS	PS	PS	-	1	0	0	0	
Cole Van Lanen	N	N	N	N	N	N	N	N	P	P	P	P	RT	P	P	-	8	2	0	8	
Travon Walker	DE	DE	DE	DE	DE	DE	DE	DE	DE	DE	DE	DE	DE	DE	DE	-	16	16	0	0	
Parker Washington	P	P	P	P	P	P	P	P	WR	P	P	WR	WR	WR	WR	-	16	6	0	0	
David White Jr.	IR	IR	IR	IR	IR	IR	IR	IR	IR	IR	IR	IR	IR	IR	IR	-	0	0	0	0	
Andrew Wingard	IRD	IRD	IRD	IRD	IRD	IRD	IRD	IRD	IRD	P	P	P	P	P	S	-	7	1	0	0	
John Wolford	^	NOT	NOT	NOT	NOT	NOT	NOT	NOT	NOT	NOT	NOT	NOT	PS	PS	PS	-	0	0	0	0	

LEGEND: CAPS=Starter, P=Player was a substitution, N=On Inactive List, X=Did Not Play (Non-injury), PS=Practice Squad, NOT=Not on Roster, IR=Injured Reserve, IRD=Injured Reserve - Designated For Return, R/SUS=Reserve/League Susp., #=Roster Exemption, ^=With Other Team



GAME-BY-GAME STARTERS

2024 REGULAR SEASON													
OFFENSE													
DATE	OPPONENT	WR	WR	LT	LG	C	RG	RT	TE	TE	QB	RB	WR
9/8	at Miami	Gabe Davis	Christian Kirk	Cam Robinson	Ezra Cleveland	Mitch Morse	Brandon Scherff	Anton Harrison	Luke Farrell	Evan Engram	Trevor Lawrence	Travis Etienne Jr.	--
9/15	Cleveland	Gabe Davis	Christian Kirk	Cam Robinson	Ezra Cleveland	Mitch Morse	Brandon Scherff	Anton Harrison	--	Brenton Strange	Trevor Lawrence	Travis Etienne Jr.	<u>Brian Thomas Jr.</u>
9/23	at Buffalo	Gabe Davis	Christian Kirk	Cam Robinson	Ezra Cleveland	Mitch Morse	Brandon Scherff	Anton Harrison	--	Brenton Strange	Trevor Lawrence	Travis Etienne Jr.	<u>Brian Thomas Jr.</u>
9/29	at Houston	Gabe Davis	Christian Kirk	Cam Robinson	Ezra Cleveland	Mitch Morse	Brandon Scherff	Anton Harrison	--	Brenton Strange	Trevor Lawrence	Travis Etienne Jr.	<u>Brian Thomas Jr.</u>
10/6	Indianapolis	Gabe Davis	Christian Kirk	Cam Robinson	Ezra Cleveland	Mitch Morse	Brandon Scherff	Anton Harrison	--	Brenton Strange	Trevor Lawrence	Travis Etienne Jr.	<u>Brian Thomas Jr.</u>
10/13	at Chicago	Gabe Davis	Christian Kirk	Cam Robinson	Ezra Cleveland	Mitch Morse	Brandon Scherff	Anton Harrison	--	Evan Engram	Trevor Lawrence	Travis Etienne Jr.	<u>Brian Thomas Jr.</u>
10/20	New England	Gabe Davis	--	Cam Robinson	Ezra Cleveland	Mitch Morse	Brandon Scherff	Anton Harrison	Luke Farrell	Evan Engram	Trevor Lawrence	D'Ernest Johnson	<u>Brian Thomas Jr.</u>
10/27	Green Bay	--	Christian Kirk	Walker Little	Ezra Cleveland	Mitch Morse	Brandon Scherff	Anton Harrison	Luke Farrell	Evan Engram	Trevor Lawrence	Tank Bigsby	<u>Brian Thomas Jr.</u>
11/3	at Philadelphia	--	Parker Washington	Walker Little	Cooper Hodges	Mitch Morse	Brandon Scherff	Anton Harrison	Luke Farrell	Evan Engram	Trevor Lawrence	Travis Etienne Jr.	<u>Brian Thomas Jr.</u>
11/10	Minnesota	Gabe Davis	--	Walker Little	Blake Hance	Mitch Morse	Brandon Scherff	Anton Harrison	Brenton Strange	Evan Engram	Mac Jones	Travis Etienne Jr.	<u>Brian Thomas Jr.</u>
11/17	at Detroit	Gabe Davis	--	Walker Little	Ezra Cleveland	Mitch Morse	Brandon Scherff	Anton Harrison	Brenton Strange	Evan Engram	Mac Jones	Travis Etienne Jr.	<u>Brian Thomas Jr.</u>
12/1	Houston	--	Parker Washington	Walker Little	Ezra Cleveland	Mitch Morse	Brandon Scherff	Anton Harrison	Luke Farrell	Evan Engram	Trevor Lawrence	Travis Etienne Jr.	<u>Brian Thomas Jr.</u>
12/8	at Tennessee	Devin Duvernay	Parker Washington	Walker Little	Ezra Cleveland	Mitch Morse	Brandon Scherff	Cole Van Lanen	--	Evan Engram	Mac Jones	Travis Etienne Jr.	<u>Brian Thomas Jr.</u>
12/15	N.Y. Jets	--	Parker Washington	Walker Little	Ezra Cleveland	Mitch Morse	Brandon Scherff	Anton Harrison	Luke Farrell	Brenton Strange	Mac Jones	Travis Etienne Jr.	<u>Brian Thomas Jr.</u>
12/22	at Las Vegas	--	Parker Washington	Walker Little	Ezra Cleveland	Mitch Morse	Brandon Scherff	Anton Harrison	Luke Farrell	Brenton Strange	Mac Jones	Travis Etienne Jr.	<u>Brian Thomas Jr.</u>
12/29	Tennessee	Josh Reynolds	Parker Washington	Cole Van Lanen	Ezra Cleveland	Mitch Morse	Brandon Scherff	Anton Harrison	--	Brenton Strange	Mac Jones	Travis Etienne Jr.	<u>Brian Thomas Jr.</u>
1/5		--	--	--	--	--	--	--	--	--	--	--	--

2024 REGULAR SEASON														
DEFENSE														
DATE	OPPONENT	DT	DT	DE	DE	LB	LB	CB	CB	S	S	S	LB	CB
9/8	at Miami	DaVon Hamilton	Roy Robertson-Harris	Josh Hines-Allen	Travon Walker	Foyesade Oluokun	Devin Lloyd	Ronald Darby	Tyson Campbell	Antonio Johnson	Andre Cisco	Darnell Savage	--	--
9/15	Cleveland	Jeremiah Ledbetter	Roy Robertson-Harris	Josh Hines-Allen	Travon Walker	Foyesade Oluokun	Devin Lloyd	Ronald Darby	Montaric Brown	Antonio Johnson	Andre Cisco	--	Yasir Abdullah	--
9/23	at Buffalo	Jeremiah Ledbetter	Tyler Lacy	Josh Hines-Allen	Travon Walker	Foyesade Oluokun	Devin Lloyd	Ronald Darby	Montaric Brown	Antonio Johnson	Andre Cisco	--	Yasir Abdullah	--
9/29	at Houston	Jeremiah Ledbetter	Tyler Lacy	Josh Hines-Allen	Travon Walker	Ventrell Miller	Chad Muma	Ronald Darby	Montaric Brown	Antonio Johnson	Andre Cisco	--	Yasir Abdullah	--
10/6	Indianapolis	DaVon Hamilton	Esezi Otomewo	Josh Hines-Allen	Travon Walker	Ventrell Miller	Devin Lloyd	Ronald Darby	Montaric Brown	Antonio Johnson	Andre Cisco	Darnell Savage	--	--
10/13	at Chicago	DaVon Hamilton	Esezi Otomewo	Josh Hines-Allen	Travon Walker	Ventrell Miller	Devin Lloyd	Ronald Darby	Montaric Brown	Antonio Johnson	Andre Cisco	Darnell Savage	--	--
10/20	New England	DaVon Hamilton	Tyler Lacy	Josh Hines-Allen	Travon Walker	Ventrell Miller	Devin Lloyd	Ronald Darby	Tyson Campbell	--	Andre Cisco	Darnell Savage	Chad Muma	--
10/27	Green Bay	DaVon Hamilton	Tyler Lacy	Josh Hines-Allen	Travon Walker	Foyesade Oluokun	Devin Lloyd	Ronald Darby	Tyson Campbell	--	Andre Cisco	Darnell Savage	--	<u>Jarrian Jones</u>
11/3	at Philadelphia	DaVon Hamilton	Tyler Lacy	Josh Hines-Allen	Travon Walker	Foyesade Oluokun	Devin Lloyd	Ronald Darby	Tyson Campbell	--	Andre Cisco	Darnell Savage	Ventrell Miller	--
11/10	Minnesota	DaVon Hamilton	Tyler Lacy	Josh Hines-Allen	Travon Walker	Foyesade Oluokun	Devin Lloyd	Ronald Darby	Tyson Campbell	--	Andre Cisco	Darnell Savage	Ventrell Miller	--
11/17	at Detroit	DaVon Hamilton	Tyler Lacy	Josh Hines-Allen	Travon Walker	Foyesade Oluokun	Devin Lloyd	Ronald Darby	Tyson Campbell	--	Andre Cisco	Darnell Savage	Ventrell Miller	--
12/1	Houston	DaVon Hamilton	Tyler Lacy	Josh Hines-Allen	Travon Walker	Foyesade Oluokun	Devin Lloyd	Ronald Darby	Tyson Campbell	--	Andre Cisco	Darnell Savage	--	<u>Jarrian Jones</u>
12/8	at Tennessee	DaVon Hamilton	<u>Maason Smith</u>	Josh Hines-Allen	Travon Walker	Foyesade Oluokun	Devin Lloyd	Montaric Brown	Tyson Campbell	--	Antonio Johnson	Darnell Savage	Ventrell Miller	--
12/15	N.Y. Jets	DaVon Hamilton	<u>Maason Smith</u>	Josh Hines-Allen	Travon Walker	Foyesade Oluokun	Devin Lloyd	Montaric Brown	Tyson Campbell	--	Antonio Johnson	Darnell Savage	--	<u>Jarrian Jones</u>
12/22	at Las Vegas	DaVon Hamilton	<u>Maason Smith</u>	Josh Hines-Allen	Travon Walker	Foyesade Oluokun	Devin Lloyd	Montaric Brown	Tyson Campbell	--	Andre Cisco	Darnell Savage	Ventrell Miller	--
12/29	Tennessee	DaVon Hamilton	<u>Maason Smith</u>	Josh Hines-Allen	Travon Walker	Foyesade Oluokun	Devin Lloyd	Montaric Brown	Tyson Campbell	--	Andre Cisco	Andrew Wingard	Chad Muma	--
1/5		--	--	--	--	--	--	--	--	--	--	--	--	--

Rookies underlined.



2024 WEEK-BY-WEEK LEADERS

DATE	OPPONENT	SCORING		RUSHING YARDS		RECEPTIONS		RECEIVING YARDS		TACKLES		SOLO TACKLES		SACKS		INTERCEPTIONS		FORCED FUMBLES		RECOVERED FUMBLES		PASSING YARDS		CARRIES			
		PLAYER	NO.	PLAYER	NO.	PLAYER	NO.	PLAYER	NO.	PLAYER	NO.	PLAYER	NO.	PLAYER	NO.	PLAYER	NO.	PLAYER	NO.	PLAYER	NO.	PLAYER	NO.	PLAYER	NO.	PLAYER	NO.
09/08	at Dolphins	T. Etienne Jr. B. Thomas Jr.	6	T. Bigsby	73	B. Thomas Jr.	4	G. Davis	62	F. Oluokun	11	F. Oluokun	9	T. Walker	2.0	--	--	--	--	T. Lawrence	162	T. Etienne Jr.	12	T. Bigsby	12		
09/15	Browns	C. Little	7	T. Etienne Jr.	52	T. Etienne Jr. G. Davis B. Strange	3	B. Thomas Jr.	94	M. Brown	11	M. Brown	11	F. Oluokun J. Hines-Allen	1.0	--	D. Lloyd	1	--	--	T. Lawrence	220	T. Etienne Jr.	13	T. Etienne Jr.	13	
09/23	at Bills	B. Strange	6	T. Etienne Jr.	68	C. Kirk	8	C. Kirk	79	M. Brown C. Muma	7	A. Johnson	5	--	--	--	--	--	--	--	T. Lawrence	178	T. Etienne Jr.	11	T. Etienne Jr.	11	
09/29	at Texans	C. Little	8	T. Bigsby	90	C. Kirk	7	B. Thomas Jr.	86	V. Miller	10	V. Miller	7	R. Robertson-Harris J. Ledbetter	1.0	--	--	--	--	--	T. Lawrence	169	T. Etienne Jr.	11	T. Etienne Jr.	11	
10/06	Colts	C. Little	13	T. Bigsby	101	T. Etienne Jr.	6	B. Thomas Jr.	122	A. Johnson	11	A. Johnson	8	T. Walker	3.0	--	T. Walker	1	J. Hines-Allen	1	T. Lawrence	371	T. Bigsby	13	T. Bigsby	13	
10/13	at Bears	G. Davis	12	D. Johnson	28	E. Ingram	10	E. Ingram	102	V. Miller	10	V. Miller	8	R. Robertson-Harris M. Smith	1.0	A. Cisco	1	V. Miller	1	--	--	T. Lawrence	234	T. Bigsby	7	T. Bigsby	7
10/20	Patriots	T. Bigsby	12	T. Bigsby	118	E. Ingram B. Thomas Jr.	5	B. Thomas Jr.	89	D. Lloyd	11	D. Lloyd V. Miller	5	D. Lloyd T. Walker	1.0	--	--	--	--	--	T. Lawrence	193	T. Bigsby	26	T. Bigsby	26	
10/27	Packers	C. Little	9	T. Bigsby	78	B. Strange	5	B. Thomas Jr.	60	F. Oluokun	9	V. Miller	5	J. Hines-Allen T. Walker	0.5	J. Jones	1	--	--	--	--	T. Lawrence	308	T. Bigsby	18	T. Bigsby	18
11/03	at Eagles	T. Lawrence	16	T. Etienne Jr.	24	E. Ingram	5	E. Ingram	45	F. Oluokun D. Lloyd V. Miller	8	F. Oluokun	7	J. Hines-Allen	2.0	--	--	--	T. Walker	1	T. Lawrence	169	T. Bigsby	8	T. Bigsby	8	
11/10	Vikings	M. Jones	6	T. Etienne Jr.	44	E. Ingram	6	E. Ingram	40	D. Lloyd	16	D. Lloyd	9	T. Walker	1.0	F. Oluokun D. Savage M. Brown	1	--	--	--	--	M. Jones	111	T. Etienne Jr.	11	T. Etienne Jr.	11
11/17	at Lions	C. Little	6	T. Etienne Jr.	27	E. Ingram B. Thomas Jr.	5	B. Thomas Jr.	82	F. Oluokun	9	F. Oluokun	6	--	--	--	--	--	--	--	M. Jones	138	T. Etienne Jr.	12	T. Etienne Jr.	12	
12/01	Texans	P. Washington B. Thomas Jr. C. Little	6	T. Etienne Jr.	46	E. Ingram	7	P. Washington	103	D. Savage	7	D. Savage	7	J. Hines-Allen T. Walker	1.0	--	--	--	--	--	M. Jones	235	T. Etienne Jr.	13	T. Etienne Jr.	13	
12/08	at Titans	T. Bigsby	6	T. Bigsby	55	B. Thomas Jr.	8	B. Thomas Jr.	86	F. Oluokun	11	F. Oluokun	6	J. Jones J. Hines-Allen	1.0	--	J. Hines-Allen	1	--	--	M. Jones	220	T. Bigsby	18	T. Bigsby	18	
12/15	Jets	C. Little	13	T. Etienne Jr.	65	B. Strange	11	B. Thomas Jr.	105	T. Campbell	6	T. Campbell	6	J. Ledbetter	1.0	--	--	--	--	--	M. Jones	294	T. Etienne Jr.	14	T. Etienne Jr.	14	
12/22	at Raiders	T. Bigsby B. Thomas Jr.	6	T. Bigsby	50	B. Thomas Jr.	9	B. Thomas Jr.	132	F. Oluokun	8	F. Oluokun	6	A. Armstead M. Smith	1.0	--	--	--	--	--	M. Jones	247	T. Bigsby	12	T. Bigsby	12	
12/29	Titans	C. Little	8	T. Etienne Jr.	49	B. Thomas Jr.	7	B. Thomas Jr.	91	F. Oluokun	11	A. Cisco	6	J. Hines-Allen M. Smith T. Walker	1.0	D. Lloyd	1	T. Walker	1	--	--	M. Jones	174	T. Etienne Jr.	15	T. Etienne Jr.	15
01/05	at Colts	--	--	--	--	--	--	--	--	--	--	--	--	--	--	--	--	--	--	--	--	--	--	--	--	--	
MOST TIMES LED (INCLUDING TIES)		C. LITTLE	8	T. ETIENNE JR.	8	B. THOMAS JR.	6	B. THOMAS JR.	10	F. OLUOKUN	7	F. OLUOKUN	5	T. WALKER	7	A. CISCO	1	T. WALKER	2	J. HINES-ALLEN	1	T. LAWRENCE	9	T. ETIENNE JR.	9		
						E. INGRAM																					



2024 DEFENSIVE STATS

POS.	PLAYER	TKL.	AST.	TOTAL	TFL	SACKS/YDS.	PR	FR	FF	INT./YDS.	PD
LB	D. Lloyd	57	50	107	5	1.0/5.0	4	0	1	1/3	4
LB	F. Oluokun	57	40	97	6	1.0/9.0	1	0	0	1/0	7
LB	V. Miller	48	26	74	4	0.0/0.0	0	0	1	0/0	3
CB	M. Brown	53	19	72	6	0.0/0.0	0	0	0	1/0	8
S	A. Johnson	52	17	69	1	0.0/0.0	0	0	0	0/0	2
S	A. Cisco	43	24	67	1	0.0/0.0	0	0	0	1/22	7
DE	T. Walker	29	27	56	12	9.5/85.0	14	1	2	0/0	1
DT	D. Hamilton	29	25	54	5	0.0/0.0	2	0	0	0/0	0
CB	T. Campbell	38	15	53	2	0.0/0.0	0	0	0	0/0	5
CB	R. Darby	36	10	46	3	0.0/0.0	0	0	0	0/0	9
DE	J. Hines-Allen	26	19	45	10	8.0/53.0	19	1	1	0/0	2
S	D. Savage	34	8	42	2	0.0/0.0	0	0	0	1/16	6
CB	J. Jones	28	9	37	1	1.0/9.0	1	0	0	1/0	7
DT	J. Ledbetter	19	15	34	8	2.0/15.0	4	0	0	0/0	0
DE	A. Armstead	21	8	29	3	2.0/11.0	6	0	0	0/0	2
LB	C. Muma	11	18	29	0	0.0/0.0	0	0	0	0/0	0
DT	T. Lacy	10	15	25	2	0.0/0.0	1	0	0	0/0	0
DT	M. Smith	9	7	16	3	3.0/9.0	4	0	0	0/0	2
LB	Y. Abdullah	11	4	15	0	0.0/0.0	0	0	0	0/0	0
DT	J. Jefferson	5	5	10	1	1.0/9.0	1	0	0	0/0	1
DE	M. Cole	4	4	8	1	0.0/0.0	0	0	0	0/0	0
DT	R. Robertson-Harris	5	2	7	3	2.0/11.0	4	0	0	0/0	0
CB	C. Braswell	1	4	5	0	0.0/0.0	0	0	0	0/0	0
S	A. Wingard	2	2	4	0	0.0/0.0	0	0	0	0/0	2
DT	E. Otomewo	0	4	4	0	0.5/2.0	2	0	0	0/0	0
CB	T. Flowers	3	0	3	0	0.0/0.0	0	0	0	0/0	0
CB	D. Prince	2	1	3	0	0.0/0.0	0	0	0	0/0	0
DE	D. Coleman	1	2	3	0	0.0/0.0	0	0	0	0/0	0
S	D. Thomas	1	2	3	0	0.0/0.0	0	0	0	0/0	0
DE	J. Gaziano	1	1	2	0	0.0/0.0	0	0	0	0/0	0
JAGUARS TOTALS		636	383	1,019	79	31.0/218.0	63	2	5	6/41	68
OPP. TOTALS		545	345	890	66	30.0/221.0	64	7	10	14/72	72

Asst-Assist, TFL-Tackle for a Loss, PR-Pressures, Int-Interception, FR-Fumble Recovery, FF-Forced Fumble, PD=Pass Defense

2024 JAGUARS SPECIAL TEAMS			
POS.	PLAYER	TKL.	AST. COMB.
LB	Johnson, Caleb	6	3 9
LB	Miller, Ventrell	5	1 6
TE	Deguara, Josiah	3	2 5
S	Thomas, Daniel	3	2 5
LB	Abdullah, Yasir	3	0 3
TE	Farrell, Luke	2	0 2
LS	Maticsk, Ross	1	1 2
LB	Muma, Chad	1	1 2
S	Cisco, Andre	1	0 1
P	Cooke, Logan	1	0 1
S	Johnson, Antonio	1	0 1
LB	Pittman, Anthony	1	0 1
S	Wingard, Andrew	1	0 1
LB	Giles-Harris, Joe	0	1 1
RB	Johnson, D'Ernest	0	1 1
WR	Jones, Tim	0	1 1
LB	Muse, Tanner	0	1 1
TE	Strange, Brenton	0	1 1
TOTALS		29	15 44

DEFENSIVE STATS BY RANK											
SACKS		INTERCEPTIONS		TACKLES FOR LOSS		PASSES DEFENSED		PRESSURES			
PLAYER	NO.	PLAYER	NO.	PLAYER	NO.	PLAYER	NO.	PLAYER	NO.	PLAYER	NO.
T. Walker	9.5	M. Brown	1	T. Walker	12	R. Darby	9	J. Hines-Allen	19		
J. Hines-Allen	8.0	A. Cisco	1	J. Hines-Allen	10	M. Brown	8	T. Walker	14		
M. Smith	3.0	J. Jones	1	J. Ledbetter	8	A. Cisco	7	A. Armstead	6		
A. Armstead	2.0	D. Lloyd	1	M. Brown	6	J. Jones	7	J. Ledbetter	4		
J. Ledbetter	2.0	F. Oluokun	1	F. Oluokun	6	F. Oluokun	7	D. Lloyd	4		
R. Robertson-Harris	2.0	D. Savage	1	D. Hamilton	5	D. Savage	6	R. Robertson-Harris	4		
J. Jefferson	1.0			D. Lloyd	5	T. Campbell	5	M. Smith	4		
J. Jones	1.0			V. Miller	4	D. Lloyd	4	D. Hamilton	2		
D. Lloyd	1.0			A. Armstead	3	V. Miller	3	E. Otomewo	2		
F. Oluokun	1.0			R. Darby	3	A. Armstead	2	J. Jefferson	1		
E. Otomewo	0.5			R. Robertson-Harris	3	J. Hines-Allen	2	J. Jones	1		
				M. Smith	3	A. Johnson	2	T. Lacy	1		
				T. Campbell	2	M. Smith	2	F. Oluokun	1		
				T. Lacy	2	A. Wingard	2				
				D. Savage	2	J. Jefferson	1				
				A. Cisco	1	T. Walker	1				
				M. Cole	1						
				J. Jefferson	1						
				A. Johnson	1						
				J. Jones	1						



2024 BIG PLAYS

DATE	OPPONENT	RUSHES				RECEPTIONS				RETURNS			
		GAIN	PLAYER	QTR	DR RESULT	GAIN	PLAYER	QTR	DR RESULT	GAIN	PLAYER	QTR	DR RESULT
09/08	at Miami	17	Tank Bigsby	1	TD	20	Gabe Davis	1	TD				
		26	Tank Bigsby	3'	Fumble	30	Christian Kirk	2	TD				
		10	Travis Etienne Jr.	3'	Fumble	20	Gabe Davis	2	FG				
		11	Travis Etienne Jr.	4	Punt	22	Gabe Davis	3	Fumble				
09/15	Cleveland	20	Travis Etienne Jr.	2'	FG	26	Brenton Strange	3	Miss FG				
		33	Trevor Lawrence	2'	FG	66	Brian Thomas Jr.	3	TD				
		12	Travis Etienne Jr.	4	FG	30	Brenton Strange	4	FG				
		12	Trevor Lawrence	4	Game	22	Gabe Davis	4'	Game				
		28	Brian Thomas Jr.	4	Game								
09/23	at Buffalo	14	Travis Etienne Jr.	4	Fumble	24	Christian Kirk	3	TD				
		22	Travis Etienne Jr.	4'	Downs								
		11	D'Ernest Johnson	4	Downs								
09/29	at Houston	22	Tank Bigsby	1	FG	20	Christian Kirk	3	Punt				
		12	Travis Etienne Jr.	3'	TD	32	Brian Thomas Jr.	3	TD				
		13	Brian Thomas Jr.	3'	TD								
		13	Travis Etienne Jr.	3'	Downs								
		58	Tank Bigsby	3	Downs								
10/06	Indianapolis	19t	Tank Bigsby	3	TD	28	Tank Bigsby	2	FG	53	Devin Duvernay (PR)	3	Punt
		65t	Tank Bigsby	4	TD	85t	Brian Thomas Jr.	2	TD				
						21	Gabe Davis	2	Fumble				
						61	Christian Kirk	4	TD				
10/13	at Chicago	10	Trevor Lawrence	1	FG	24	Evan Engram	3	Fumble	41	Tank Bigsby (KR)	2	Punt
		13	D'Ernest Johnson	4	TD	21t	Gabe Davis	3	TD	33	Tank Bigsby (KR)	3	Fumble
10/20	New England	10	D'Ernest Johnson	2'	TD	24	Christian Kirk	2	TD	96t	Parker Washington (PR)	2	Punt
		13	Tank Bigsby	2'	TD	58	Brian Thomas Jr.	2	TD				
		10	Tank Bigsby	2	TD	26	D'Ernest Johnson	3	FG				
		11	Trevor Lawrence	3'	Downs								
		12	Tank Bigsby	3'	Downs								
		12	Tank Bigsby	3	Downs								
10/27	Green Bay	14	Tank Bigsby	2	TD	33	Christian Kirk	2	TD	30	Parker Washington (KR)	2	FG
		16	Tank Bigsby	3	TD	23	Parker Washington	2'	FG				
		14	Tank Bigsby	4	FG	28	Brian Thomas Jr.	2'	FG				
						20	Tim Jones	3'	TD				
						26	Christian Kirk	3'	TD				
						21	Brenton Strange	4	FG				
						20	D'Ernest Johnson	4'	TD				
						21	Brenton Strange	4	TD				
11/03	at Philadelphia	16	Travis Etienne Jr.	3	TD	24	Evan Engram	4	TD	41	Tank Bigsby (KR)	3	TD
		10	Tank Bigsby	4	TD	22	Austin Trammell	4	INT	35t	Travon Walker (FR)	3	Fumble
11/10	Minnesota	18	Travis Etienne Jr.	1	TD	23	Brenton Strange	1	TD				
		15	Travis Etienne Jr.	3	Punt								
11/17	at Detroit					24	Brian Thomas Jr.	2	FG				
						21	Brian Thomas Jr.	3	INT				
						23	Brian Thomas Jr.	4	Downs				
12/01	Houston	11	Brian Thomas Jr.	2	FG	30	Parker Washington	1	Punt				
		19	Tank Bigsby	4	TD	56	Brian Thomas Jr.	3	FG				
						22t	Parker Washington	4	TD				
						21	Parker Washington	4	TD				
12/08	at Tennessee	12	Tank Bigsby	4	FG	21	Travis Etienne Jr.	1	INT				
		11	Travis Etienne Jr.	4	TD	21	Brenton Strange	1	Punt				
						21	Brian Thomas Jr.	4'	TD				
						31	Brian Thomas Jr.	4	TD				
12/15	N.Y. Jets	13	Mac Jones	2'	FG	41	Brian Thomas Jr.	3	FG	34	Devin Duvernay (KR)	1	INT
		10	Travis Etienne Jr.	2'	FG	28	Devin Duvernay	4	TD				
		14	Tank Bigsby	3	FG	29	Parker Washington	4	FG				
12/22	at Las Vegas	10	Tank Bigsby	1	Punt	62t	Brian Thomas Jr.	3	TD				
		12	Travis Etienne Jr.	1	Punt	20	Brian Thomas Jr.	4	Downs				
		10	Tank Bigsby	2	Fumble								
12/29	Tennessee	15	Travis Etienne Jr.	1	Punt	26	Travis Etienne Jr.	1	Punt	30	Devin Duvernay (KR)	1	FG
		18	Brian Thomas Jr.	2	TD	31	Brian Thomas Jr.	2	FG	32	Devin Duvernay (KR)	4	Punt
						24	Parker Washington	4	TD				
01/05	at Indianapolis	--	--	--	--	--	--	--	--	--	--	--	

* - result within the same drive



2024 BIG YARDAGE GAMES

2024 REGULAR SEASON BIG YARDAGE GAMES

100-YARD PASS RECEIVERS							
DATE	OPPONENT	PLAYER	REC.	YDS.	AVG.	LG	TD
10/6	vs. Colts	Brian Thomas Jr.	5	122	24.4	85T	1
10/13	at Bears	Evan Engram	10	102	10.2	24	0
12/1	vs. Texans	Parker Washington	6	103	17.2	30	1
12/15	vs. Jets	Brian Thomas Jr.	10	105	10.5	41	2
12/22	at Raiders	Brian Thomas Jr.	9	132	14.7	62T	1

100-YARD RUSHERS							
DATE	OPPONENT	PLAYER	ATT.	YDS.	AVG.	LG	TD
10/6	vs. Colts	Tank Bigsby	13	101	7.8	65T	2
10/20	vs. Patriots	Tank Bigsby	26	118	4.5	13	2

300-YARD PASSERS							
DATE	OPPONENT	PLAYER	ATT.	YDS.	COMP.	LG	TD
10/6	vs. Colts	Trevor Lawrence	34	371	28	85T	2
10/27	vs. Packers	Trevor Lawrence	32	308	21	33	2

2024 OPPONENTS BIG YARDAGE GAMES

100-YARD PASS RECEIVERS							
DATE	OPPONENT	PLAYER	REC.	YDS.	AVG.	LG	TD
9/8	at Dolphins	Tyreek Hill	7	130	18.6	80T	1
9/8	at Dolphins	Jaylen Waddle	5	109	21.8	63	0
9/29	at Texans	Nico Collins	12	151	12.6	26	1
10/6	vs. Colts	Alec Pierce	3	134	44.7	65T	1
11/17	at Lions	Amon-Ra St. Brown	11	161	14.6	27T	2
11/17	at Lions	Jameson Williams	4	124	31.0	64T	1
12/1	vs. Texans	Nico Collins	8	119	14.9	40	0
12/15	vs. Jets	Davante Adams	9	198	22.0	71T	2

100-YARD RUSHERS							
DATE	OPPONENT	PLAYER	ATT.	YDS.	AVG.	LG	TD
10/27	vs. Packers	Josh Jacobs	25	127	5.1	38T	2
11/3	at Eagles	Saquon Barkley	27	159	5.9	21	1
12/1	vs. Texans	Joe Mixon	20	101	5.1	30	1
12/8	at Titans	Tony Pollard	21	102	4.9	21	0

300-YARD PASSERS							
DATE	OPPONENT	PLAYER	ATT.	YDS.	COMP.	LG	TD
9/8	at Dolphins	Tua Tagovailoa	37	338	23	80T	1
9/29	at Texans	C.J. Stroud	40	345	27	31	2
10/6	vs. Colts	Joe Flacco	44	359	33	65T	3
11/17	at Lions	Jared Goff	29	412	24	64T	4



2024 TAKEAWAY/GIVEAWAY CHART

DATE	OPPONENT	FORCED TURNOVERS			TURNOVERS CONVERTED					OUTCOME
		FUM	INTS	TOTAL	TD	FG	PTS.	PTS. PCT.	TD PCT.	NET DIFF.
09/08	Jacksonville	0	0	0	0	0	0	0.0	0.0	-1
	at Miami	1	0	1	1	0	7	100.0	100.0	+1
09/15	Jacksonville	0	0	0	0	0	0	0.0	0.0	0
	Cleveland	0	0	0	0	0	0	0.0	0.0	0
09/23	Jacksonville	0	0	0	0	0	0	0.0	0.0	-2
	at Buffalo	1	1	2	2	0	14	100.0	100.0	+2
09/29	Jacksonville	1	0	1	1	0	7	100.0	100.0	+1
	at Houston	0	0	0	0	0	0	0.0	0.0	-1
10/06	Jacksonville	1	0	1	0	1	3	100.0	0.0	-1
	Indianapolis	1	1	2	0	0	0	0.0	0.0	+1
10/13	Jacksonville	0	1	1	0	0	0	0.0	0.0	-1
	at Chicago	1	1	2	2	0	14	100.0	100.0	+1
10/20	Jacksonville	0	0	0	0	0	0	0.0	0.0	0
	New England	0	0	0	0	0	0	0.0	0.0	0
10/27	Jacksonville	0	1	1	0	0	0	0.0	0.0	-1
	Green Bay	1	1	2	2	0	14	100.0	100.0	+1
11/03	Jacksonville	1	0	1	1	0	8	100.0	100.0	-2
	at Philadelphia	1	2	3	2	0	13	66.7	100.0	+2
11/10	Jacksonville	0	3	3	0	0	0	0.0	0.0	0
	Minnesota	1	2	3	0	1	3	33.3	0.0	0
11/17	Jacksonville	0	0	0	0	0	0	0.0	0.0	-1
	at Detroit	0	1	1	1	0	7	100.0	100.0	+1
12/01	Jacksonville	0	0	0	0	0	0	0.0	0.0	-1
	Houston	0	1	1	0	1	3	100.0	0.0	+1
12/08	Jacksonville	0	0	0	0	0	0	0.0	0.0	-2
	at Tennessee	0	2	2	0	0	0	0.0	0.0	+2
12/15	Jacksonville	0	0	0	0	0	0	0.0	0.0	-2
	N.Y. Jets	0	2	2	0	0	0	0.0	0.0	+2
12/22	Jacksonville	0	0	0	0	0	0	0.0	0.0	-2
	at Las Vegas	2	0	2	0	0	0	0.0	0.0	+2
12/29	Jacksonville	0	1	1	1	0	7	100.0	100.0	+1
	Tennessee	0	0	0	0	0	0	0.0	0.0	-1
01/05		--	--	--	--	--	--	--	--	--
	JAGUARS	3	6	9	3	1	25	44.4	33.3	-14
	OPPONENTS	9	14	23	10	2	75	52.2	43.5	+14



2024 RED ZONE EFFICIENCY

JAGUARS																		
Date	Opponent	Num Drives	TD	PAT	2-Pt.	Miss PAT	FG	FGA	Blk/MFG	INT	Fum	Dwns	Drive Ends			TD%	Pct.	Score Pts/Poss
09/08	at Miami	3	2	2	0	0	0	0	0	0	1	0	0	0	14	66.7	66.7	4.7
09/15	Cleveland	4	1	1	0	0	2	3	1	0	0	0	0	0	13	25.0	75.0	3.3
09/23	at Buffalo	4	1	1	0	0	1	1	0	0	0	2	0	0	10	25.0	50.0	2.5
09/29	at Houston	3	2	2	0	0	0	0	0	0	0	1	0	0	14	66.7	66.7	4.7
10/06	Indianapolis	4	2	2	0	0	2	2	0	0	0	0	0	0	20	50.0	100.0	5.0
10/13	at Chicago	3	2	1	0	0	1	1	0	0	0	0	0	0	16	66.7	100.0	5.3
10/20	New England	5	3	3	0	0	1	1	0	0	0	1	0	0	24	60.0	80.0	4.8
10/27	Green Bay	3	3	3	0	0	0	0	0	0	0	0	0	0	21	100.0	100.0	7.0
11/03	at Philadelphia	3	2	1	1	0	0	0	0	1	0	0	0	0	15	66.7	66.7	5.0
11/10	Minnesota	1	1	1	0	0	0	0	0	0	0	0	0	0	7	100.0	100.0	7.0
11/17	at Detroit	1	0	0	0	0	1	1	0	0	0	0	0	0	3	0.0	100.0	3.0
12/01	Houston	4	2	0	1	0	2	2	0	0	0	0	0	0	20	50.0	100.0	5.0
12/08	at Tennessee	2	1	1	0	0	1	1	0	0	0	0	0	0	10	50.0	100.0	5.0
12/15	N.Y. Jets	4	2	1	0	0	2	2	0	0	0	0	0	0	19	50.0	100.0	4.8
12/22	at Las Vegas	1	1	1	0	0	0	0	0	0	0	0	0	0	7	100.0	100.0	7.0
12/29	Tennessee	2	2	2	0	0	0	0	0	0	0	0	0	0	14	100.0	100.0	7.0
01/05	at Indianapolis	--	--	--	--	--	--	--	--	--	--	--	--	--	--	--	--	--
TOTALS		47	27	22	2	0	13	14	1	1	1	4	0	0	227	57.4	85.1	4.8

OPPONENT																		
Date	Opponent	Num Drives	TD	PAT	2-Pt.	Miss PAT	FG	FGA	Blk/MFG	INT	Fum	Dwns	Drive Ends			TD%	Pct.	Score Pts/Poss
09/08	at Miami	2	1	1	0	0	1	1	0	0	0	0	0	0	10	50.0	100.0	5.0
09/15	Cleveland	1	1	1	0	0	0	0	0	0	0	0	0	0	7	100.0	100.0	7.0
09/23	at Buffalo	5	4	3	0	1	1	1	0	0	0	0	0	0	30	80.0	100.0	6.0
09/29	at Houston	4	3	3	0	0	1	1	0	0	0	0	0	0	24	75.0	100.0	6.0
10/06	Indianapolis	5	3	3	0	0	2	2	0	0	0	0	0	0	27	60.0	100.0	5.4
10/13	at Chicago	4	4	4	0	0	0	0	0	0	0	0	0	0	28	100.0	100.0	7.0
10/20	New England	2	2	1	0	0	0	0	0	0	0	0	0	0	13	100.0	100.0	6.5
10/27	Green Bay	6	2	2	0	0	3	3	0	1	0	0	0	0	23	33.3	83.3	3.8
11/03	at Philadelphia	4	3	0	0	0	1	1	0	0	0	0	0	0	21	75.0	100.0	5.3
11/10	Minnesota	5	0	0	0	0	3	3	0	2	0	0	0	0	9	0.0	60.0	1.8
11/17	at Detroit	5	5	5	0	0	0	0	0	0	0	0	0	0	35	100.0	100.0	7.0
12/01	Houston	3	1	1	0	0	2	2	0	0	0	0	0	0	13	33.3	100.0	4.3
12/08	at Tennessee	2	0	0	0	0	0	0	0	0	0	2	0	0	0	0.0	0.0	0.0
12/15	N.Y. Jets	3	2	2	0	0	1	1	0	0	0	0	0	0	17	66.7	100.0	5.7
12/22	at Las Vegas	3	2	1	0	0	1	1	0	0	0	0	0	0	16	66.7	100.0	5.3
12/29	Tennessee	2	1	1	0	0	1	1	0	0	0	0	0	0	10	50.0	100.0	5.0
01/05	at Indianapolis	--	--	--	--	--	--	--	--	--	--	--	--	--	--	--	--	--
TOTALS		56	34	28	0	1	17	17	0	3	0	2	0	0	283	60.7	91.1	5.1



2024 GOAL TO GO SITUATIONS

JAGUARS																		
Date	Opponent	Pos	TD	PAT	2-Pt.	Miss PAT	FG	FGA	Blk/MFG	INT	Fum	Dwns	Drive Ends			TD%	Pct.	Score Pts/Poss
09/08	at Miami	1	1	1	0	0	0	0	0	0	0	0	0	0	7	100.0	100.0	7.0
09/15	Cleveland	3	1	1	0	0	2	2	0	0	0	0	0	0	13	33.3	100.0	4.3
09/23	at Buffalo	2	1	1	0	0	0	0	0	0	0	1	0	0	7	50.0	50.0	3.5
09/29	at Houston	2	1	1	0	0	0	0	0	0	0	1	0	0	7	50.0	50.0	3.5
10/06	Indianapolis	1	1	1	0	0	0	0	0	0	0	0	0	0	7	100.0	100.0	7.0
10/13	at Chicago	2	1	0	0	0	1	1	0	0	0	0	0	0	9	50.0	100.0	4.5
10/20	New England	4	3	3	0	0	1	1	0	0	0	0	0	0	24	75.0	100.0	6.0
10/27	Green Bay	1	1	1	0	0	0	0	0	0	0	0	0	0	7	100.0	100.0	7.0
11/03	at Philadelphia	2	2	1	1	0	0	0	0	0	0	0	0	0	15	100.0	100.0	7.5
11/10	Minnesota	1	1	1	0	0	0	0	0	0	0	0	0	0	7	100.0	100.0	7.0
11/17	at Detroit	0	0	0	0	0	0	0	0	0	0	0	0	0	0	0.0	0.0	0.0
12/01	Houston	1	1	0	1	0	0	0	0	0	0	0	0	0	8	100.0	100.0	8.0
12/08	at Tennessee	0	0	0	0	0	0	0	0	0	0	0	0	0	0	0.0	0.0	0.0
12/15	N.Y. Jets	3	1	1	0	0	2	2	0	0	0	0	0	0	13	33.3	100.0	4.3
12/22	at Las Vegas	1	1	1	0	0	0	0	0	0	0	0	0	0	7	100.0	100.0	7.0
12/29	Tennessee	1	1	1	0	0	0	0	0	0	0	0	0	0	7	100.0	100.0	7.0
01/05	at Indianapolis	--	--	--	--	--	--	--	--	--	--	--	--	--	--	--	--	--
TOTALS		25	17	14	2	0	6	6	0	0	0	2	0	0	138	68.0	92.0	5.5

OPPONENT																		
Date	Opponent	Pos	TD	PAT	2-Pt.	Miss PAT	FG	FGA	Blk/MFG	INT	Fum	Dwns	Drive Ends			TD%	Pct.	Score Pts/Poss
09/08	at Miami	1	1	1	0	0	0	0	0	0	0	0	0	0	7	100.0	100.0	7.0
09/15	Cleveland	1	1	1	0	0	0	0	0	0	0	0	0	0	7	100.0	100.0	7.0
09/23	at Buffalo	3	3	2	0	1	0	0	0	0	0	0	0	0	20	100.0	100.0	6.7
09/29	at Houston	2	2	2	0	0	0	0	0	0	0	0	0	0	14	100.0	100.0	7.0
10/06	Indianapolis	2	2	2	0	0	0	0	0	0	0	0	0	0	14	100.0	100.0	7.0
10/13	at Chicago	4	4	4	0	0	0	0	0	0	0	0	0	0	28	100.0	100.0	7.0
10/20	New England	0	0	0	0	0	0	0	0	0	0	0	0	0	0	0.0	0.0	0.0
10/27	Green Bay	4	2	2	0	0	2	2	0	0	0	0	0	0	20	50.0	100.0	5.0
11/03	at Philadelphia	0	0	0	0	0	0	0	0	0	0	0	0	0	0	0.0	0.0	0.0
11/10	Minnesota	1	0	0	0	0	0	0	0	1	0	0	0	0	0	0.0	0.0	0.0
11/17	at Detroit	5	5	5	0	0	0	0	0	0	0	0	0	0	35	100.0	100.0	7.0
12/01	Houston	2	1	1	0	0	1	1	0	0	0	0	0	0	10	50.0	100.0	5.0
12/08	at Tennessee	1	0	0	0	0	0	0	0	0	0	1	0	0	0	0.0	0.0	0.0
12/15	N.Y. Jets	2	2	2	0	0	0	0	0	0	0	0	0	0	14	100.0	100.0	7.0
12/22	at Las Vegas	2	2	1	0	0	0	0	0	0	0	0	0	0	13	100.0	100.0	6.5
12/29	Tennessee	0	0	0	0	0	0	0	0	0	0	0	0	0	0	0.0	0.0	0.0
01/05	at Indianapolis	--	--	--	--	--	--	--	--	--	--	--	--	--	--	--	--	--
TOTALS		30	25	23	0	1	3	3	0	1	0	1	0	0	182	83.3	93.3	6.1



2024 DRIVE CHARTS

WEEK 1: JAGUARS 17, DOLPHINS 20 SEPTEMBER 8, 2024

JAGUARS													DOLPHINS												
#	RECD	LOST	POSS	OBTAINED	BEGAN	PLAYS	YDS	PEN	NET	1ST	ENDED	GIVEN UP	#	RECD	LOST	POSS	OBTAINED	BEGAN	PLAYS	YDS	PEN	NET	1ST	ENDED	GIVEN UP
1	11:37	10:02	1:35	Downs	JAX 42	3	-14	0	-14	0	JAX 28	Punt	1	15:00	11:37	3:23	Kickoff	MIA 20	7	38	0	38	1	JAX 42	Downs
2	07:49	04:31	3:18	Punt	JAX 4	6	56	40	96	5	MIA 1	Touchdown	2	10:02	07:49	2:13	Punt	MIA 31	6	18	0	18	1	MIA 49	Punt
3	02:03	14:39	2:24	Punt	JAX 12	5	11	0	11	1	JAX 23	Punt	3	04:31	02:03	2:28	Kickoff	MIA 25	3	16	-10	6	0	MIA 31	Punt
4	11:52	06:21	5:31	Downs	JAX 45	8	66	-11	55	3	MIA 14	Touchdown	4	14:39	11:52	2:47	Punt	MIA 21	5	14	20	34	2	JAX 45	Downs
5	01:04	00:00	1:04	Kickoff	JAX 23	6	43	0	43	2	MIA 34	Field Goal	5	06:21	01:04	5:17	Kickoff	MIA 30	12	74	-4	70	5	JAX 1	Touchdown
6	15:00	13:30	1:30	Kickoff	JAX 30	3	5	0	5	0	JAX 35	Punt	6	13:30	09:39	3:51	Punt	MIA 13	6	12	-10	2	1	MIA 15	Punt
7	09:39	08:19	1:20	Punt	JAX 37	3	7	-10	-3	0	JAX 34	Punt	7	08:19	05:26	2:53	Punt	MIA 11	4	43	0	43	1	JAX 46	Punt
8	05:26	02:19	3:07	Punt	JAX 3	6	80	14	94	5	MIA 13	Fumble	8	02:19	02:08	0:11	Fumble	MIA 20	1	80	0	80	1	MIA 20	Touchdown
9	02:08	14:47	2:21	Kickoff	JAX 23	4	7	0	7	0	JAX 32	Downs	9	14:47	13:33	1:14	Downs	JAX 30	4	6	0	6	0	JAX 24	Missed FG
10	13:33	11:06	2:27	Missed FG	JAX 32	4	16	0	16	1	JAX 48	Punt	10	11:06	04:22	6:44	Punt	MIA 8	12	68	5	73	4	JAX 19	Field Goal
11	04:22	02:09	2:13	Kickoff	JAX 30	3	-10	-5	-15	0	JAX 15	Punt	11	02:09	00:00	2:09	Punt	MIA 35	8	31	0	31	2	JAX 34	Field Goal

WEEK 2: JAGUARS 13, BROWNS 18 SEPTEMBER 15, 2024

JAGUARS													BROWNS												
#	RECD	LOST	POSS	OBTAINED	BEGAN	PLAYS	YDS	PEN	NET	1ST	ENDED	GIVEN UP	#	RECD	LOST	POSS	OBTAINED	BEGAN	PLAYS	YDS	PEN	NET	1ST	ENDED	GIVEN UP
1	15:00	11:43	3:17	Kickoff	JAX 20	5	10	5	15	1	JAX 35	Punt	1	11:43	02:29	9:14	Punt	CLE 11	16	97	-8	89	7	JAX 1	Touchdown
2	02:29	01:27	1:02	Kickoff	JAX 30	3	5	0	5	0	JAX 35	Punt	2	01:27	09:52	6:35	Punt	CLE 24	12	46	-5	41	3	JAX 35	Field Goal
3	09:52	04:44	5:08	Kickoff	JAX 30	11	66	0	66	3	CLE 4	Field Goal	3	04:44	00:27	4:17	Kickoff	CLE 28	8	52	0	52	1	JAX 20	Field Goal
4	00:27	00:00	0:27	Kickoff	JAX 30	1	0	0	0	0	JAX 30	End Half	4	15:00	14:16	0:44	Kickoff	CLE 30	3	6	0	6	0	CLE 36	Punt
5	14:16	12:36	1:40	Punt	JAX 20	3	-7	0	-7	0	JAX 13	Punt	5	12:36	10:20	2:16	Punt	JAX 49	6	12	11	23	2	JAX 26	Field Goal
6	10:20	05:48	4:32	Kickoff	JAX 30	11	45	0	45	3	CLE 25	Missed FG	6	05:48	02:29	3:19	Missed FG	CLE 33	5	8	0	8	1	CLE 41	Punt
7	02:29	01:11	1:18	Punt	JAX 28	3	72	0	72	2	CLE 4	Touchdown	7	01:11	14:14	1:57	Kickoff	CLE 30	3	3	0	3	0	CLE 33	Punt
8	14:14	07:32	6:42	Punt	JAX 10	13	73	10	83	6	CLE 7	Field Goal	8	07:32	01:48	5:44	Kickoff	CLE 30	12	69	-40	29	3	JAX 41	Punt
9	01:48	01:44	0:04	Punt	JAX 2	1	-2	0	-2	0	JAX 2	Safety	9	01:44	01:27	0:17	Kickoff	JAX 42	3	4	0	4	0	JAX 38	Punt
10	01:27	00:00	1:27	Punt	JAX 10	7	62	-5	57	3	CLE 33	End Game													

WEEK 3: JAGUARS 10, BILLS 47 SEPTEMBER 23, 2024

JAGUARS													BILLS												
#	RECD	LOST	POSS	OBTAINED	BEGAN	PLAYS	YDS	PEN	NET	1ST	ENDED	GIVEN UP	#	RECD	LOST	POSS	OBTAINED	BEGAN	PLAYS	YDS	PEN	NET	1ST	ENDED	GIVEN UP
1	09:34	08:37	0:57	Kickoff	JAX 27	3	1	0	1	0	JAX 28	Punt	1	15:00	09:34	5:26	Kickoff	BUF 30	10	75	-5	70	5	JAX 6	Touchdown
2	03:25	10:39	7:46	Kickoff	JAX 30	14	47	0	47	3	BUF 23	Field Goal	2	08:37	03:25	5:12	Punt	BUF 35	11	65	0	65	4	JAX 6	Touchdown
3	06:19	04:13	2:06	Kickoff	JAX 30	5	11	0	11	1	JAX 41	Interception	3	10:39	06:19	4:20	Kickoff	BUF 32	8	68	0	68	4	JAX 24	Touchdown
4	02:04	01:12	0:52	Kickoff	JAX 30	5	3	0	3	1	JAX 33	Punt	4	04:13	02:04	2:09	Interception	JAX 41	5	41	0	41	2	JAX 27	Touchdown
5	00:19	00:00	0:19	Kickoff	JAX 30	4	8	0	8	0	JAX 38	Downs	5	01:12	00:19	0:53	Punt	BUF 36	5	39	25	64	4	JAX 16	Touchdown
6	15:00	11:15	3:45	Kickoff	JAX 30	8	63	7	70	5	BUF 6	Touchdown	6	11:15	05:03	6:12	Kickoff	BUF 30	11	61	0	61	4	JAX 9	Field Goal
7	05:03	14:09	5:54	Kickoff	JAX 30	13	53	-10	43	4	BUF 17	Downs	7	14:09	11:55	2:14	Downs	BUF 27	3	7	0	7	0	BUF 34	Punt
8	11:55	09:58	1:57	Punt	JAX 32	4	0	0	0	0	JAX 32	Downs	8	09:58	07:45	2:13	Downs	JAX 32	4	12	-5	7	0	JAX 25	Field Goal
9	07:45	06:21	1:24	Kickoff	JAX 30	3	-2	0	-2	1	JAX 45	Fumble	9	06:21	04:04	2:17	Fumble	JAX 21	4	21	0	21	2	JAX 3	Touchdown
10	04:04	00:44	3:20	Kickoff	JAX 30	10	55	5	60	4	BUF 10	Downs	10	00:44	00:00	0:44	Downs	BUF 10	1	-1	0	-1	0	BUF 10	End Game

WEEK 4: JAGUARS 20, TEXANS 24 SEPTEMBER 29, 2024

JAGUARS													TEXANS												
#	RECD	LOST	POSS	OBTAINED	BEGAN	PLAYS	YDS	PEN	NET	1ST	ENDED	GIVEN UP	#	RECD	LOST	POSS	OBTAINED	BEGAN	PLAYS	YDS	PEN	NET	1ST	ENDED	GIVEN UP
1	15:00	12:48	2:12	Kickoff	JAX 30	5	15	0	15	1	JAX 45	Punt	1	12:44	07:23	5:21	Kickoff	HOU 30	9	70	0	70	4	JAX 6	Touchdown
2	12:48	12:44	0:04	Muffed Punt	HOU 2	1	2	0	2	1	HOU 2	Touchdown	2	02:41	00:18	2:23	Kickoff	HOU 30	4	28	0	28	1	JAX 42	Punt
3	07:23	02:41	4:42	Kickoff	JAX 23	9	59	-5	54	3	HOU 23	Field Goal	3	14:46	07:19	7:27	Punt	HOU 26	12	79	-5	74	6	JAX 3	Touchdown
4	00:18	14:46	0:32	Punt	JAX 10	3	6	0	6	0	JAX 16	Punt	4	03:49	00:03	3:46	Kickoff	HOU 30	11	84	-25	59	3	JAX 11	Field Goal
5	07:19	03:49	3:30	Kickoff	JAX 27	7	39	0	39	2	HOU 34	Field Goal	5	15:00	14:01	0:59	Kickoff	HOU 30	3	4	0	4	0	HOU 34	Punt
6	00:03	00:00	0:03	Kickoff	JAX 30	1	-1	0	-1	0	JAX 30	End Half	6	11:08	10:16	0:52	Punt	HOU 30	3	3	0	3	0	HOU 33	Punt
7	14:01	11:08	2:53	Punt	JAX 16	7	26	-10	16	2	JAX 32	Punt	7	06:16	04:32	1:44	Kickoff	HOU 30	4	17	0	17	1	HOU 47	Punt
8	10:16	06:16	4:00	Punt	JAX 26	7	74	0	74	4	HOU 8	Touchdown	8	14:57	08:31	6:26	Downs	HOU 1	9	68	-25	43	4	HOU 44	Punt
9	04:32	14:57	4:35	Punt	JAX 12	9	87	0	87	2	HOU 1	Downs	9	05:34	03:51	1:43	Punt	HOU 14	5	18	-10	8	1	HOU 22	Punt
10	08:31	05:34	2:57	Punt	JAX 9	6	14	5	19	2	JAX 28	Punt	10	02:54	00:18	2:36	Punt	HOU 31	9	64	5	69	6	JAX 1	Touchdown
11	03:51	02:54	0:57	Punt	JAX 28	3	1	0	1	0	JAX 29	Punt													
12	00:18	00:00	0:18	Kickoff	JAX 10	2	-9	0	-9	0	JAX 10	End Game													



2024 DRIVE CHARTS

WEEK 5: JAGUARS 37, COLTS 34

OCTOBER 6, 2024

JAGUARS													COLTS												
#	RECD	LOST	POSS	OBTAINED	BEGAN	PLAYS	YDS	PEN	NET	1ST	ENDED	GIVEN UP	#	RECD	LOST	POSS	OBTAINED	BEGAN	PLAYS	YDS	PEN	NET	1ST	ENDED	GIVEN UP
1	08:49	03:37	5:12	Kickoff	JAX 30	9	44	0	44	3	IND 26	Downs	1	15:00	08:49	6:11	Kickoff	IND 29	12	86	-15	71	6	JAX 1	Touchdown
2	01:43	08:57	7:46	Punt	JAX 11	14	84	0	84	5	IND 5	Field Goal	2	03:37	01:43	1:54	Downs	IND 26	4	22	0	22	1	IND 48	Punt
3	07:12	07:02	0:10	Punt	JAX 15	1	85	0	85	1	JAX 15	Touchdown	3	08:57	07:12	1:45	Kickoff	IND 30	3	9	-4	5	0	IND 35	Punt
4	01:44	00:27	1:17	Kickoff	JAX 30	6	36	0	36	1	JAX 45	Fumble	4	07:02	01:44	5:18	Kickoff	IND 30	12	58	0	58	3	JAX 12	Field Goal
5	00:06	00:04	0:02	Fumble	IND 12	1	0	0	0	0	IND 12	Field Goal	5	00:27	00:06	0:21	Fumble	IND 34	3	1	0	1	1	IND 46	Fumble
6	15:00	11:37	3:23	Kickoff	JAX 30	5	20	0	20	1		Punt	6	00:04	00:00	0:04	Kickoff	IND 30	1	-1	0	-1	0	IND 30	End Half
7	10:22	09:03	1:19	Punt	JAX 44	3	15	0	15	1	IND 41	Interception	7	11:37	10:22	1:15	Punt	IND 6	3	6	5	11	1	IND 17	Punt
8	07:21	07:13	0:08	Punt	IND 19	1	19	0	19	1	IND 19	Touchdown	8	09:03	07:21	1:42	Interception	IND 2	3	5	0	5	0	IND 7	Punt
9	14:54	09:59	4:55	Kickoff	JAX 30	7	85	-15	70	3	IND 4	Touchdown	9	07:13	14:54	7:19	Kickoff	IND 30	15	75	-5	70	6	JAX 18	Touchdown
10	06:00	05:09	0:51	Kickoff	JAX 30	2	70	0	70	1	JAX 35	Touchdown	10	09:59	06:00	3:59	Kickoff	IND 30	8	51	0	51	2	JAX 19	Field Goal
11	04:27	03:25	1:02	Kickoff	JAX 30	3	0	0	0	0	JAX 30	Punt	11	05:09	04:27	0:42	Kickoff	IND 30	3	70	0	70	3	JAX 1	Touchdown
12	02:40	00:17	2:23	Kickoff	JAX 30	8	39	0	39	3	IND 31	Field Goal	12	03:25	02:40	0:45	Punt	IND 23	2	82	-5	77	2	IND 35	Touchdown
													13	00:17	00:00	0:17	Kickoff	IND 30	2	-17	0	-17	0	IND 30	End Game

WEEK 6: JAGUARS 16, BEARS 35

OCTOBER 13, 2024

JAGUARS													BEARS												
#	RECD	LOST	POSS	OBTAINED	BEGAN	PLAYS	YDS	PEN	NET	1ST	ENDED	GIVEN UP	#	RECD	LOST	POSS	OBTAINED	BEGAN	PLAYS	YDS	PEN	NET	1ST	ENDED	GIVEN UP
1	12:49	04:37	8:12	Punt	JAX 21	14	76	-9	67	5	CHI 12	Field Goal	1	15:00	12:49	2:11	Kickoff	CHI 25	3	4	0	4	0	CHI 29	Punt
2	03:04	14:53	3:11	Punt	JAX 21	5	22	-5	17	1	JAX 38	Punt	2	04:37	03:04	1:33	Kickoff	CHI 30	3	3	0	3	0	CHI 33	Punt
3	11:07	09:26	1:41	Kickoff	JAX 43	3	6	0	6	0	JAX 49	Punt	3	14:53	11:07	3:46	Punt	CHI 19	7	77	4	81	5	JAX 31	Touchdown
4	05:10	03:08	2:02	Interception	JAX 29	3	8	0	8	0	JAX 37	Punt	4	09:26	05:10	4:16	Punt	CHI 5	8	54	0	54	2	JAX 41	Interception
5	00:13	00:00	0:13	Kickoff	JAX 27	1	-1	0	-1	0	JAX 27	End Half	5	03:08	00:13	2:55	Punt	CHI 15	10	85	0	85	6	JAX 2	Touchdown
6	15:00	14:40	0:20	Kickoff	JAX 34	1	24	0	24	0	JAX 34	Fumble	6	14:40	11:22	3:18	Fumble	JAX 41	7	46	-5	41	3	JAX 9	Touchdown
7	11:22	06:02	5:20	Kickoff	JAX 30	11	80	-10	70	5	CHI 21	Touchdown	7	06:02	14:56	6:06	Kickoff	CHI 30	10	55	15	70	6	JAX 3	Touchdown
8	14:56	13:35	1:21	Kickoff	JAX 35	3	-3	0	-3	0	JAX 32	Interception	8	13:35	12:29	1:06	Interception	JAX 36	3	36	0	36	2	JAX 1	Touchdown
9	12:29	06:58	5:31	Kickoff	JAX 30	17	70	0	70	6	CHI 5	Touchdown	9	06:58	03:21	3:37	Kickoff	JAX 44	8	19	0	19	1	JAX 25	Missed FG
10	03:21	01:52	1:29	Missed FG	JAX 33	3	-4	0	-4	0	JAX 29	Punt	10	01:52	00:00	1:52	Punt	CHI 15	3	-3	0	-3	0	CHI 13	End Game

WEEK 7: JAGUARS 32, PATRIOTS 16

OCTOBER 20, 2024

JAGUARS													PATRIOTS												
#	RECD	LOST	POSS	OBTAINED	BEGAN	PLAYS	YDS	PEN	NET	1ST	ENDED	GIVEN UP	#	RECD	LOST	POSS	OBTAINED	BEGAN	PLAYS	YDS	PEN	NET	1ST	ENDED	GIVEN UP
1	08:32	05:02	3:30	Kickoff	JAX 30	5	25	0	25	1	NE 45	Punt	1	15:00	08:32	6:28	Kickoff	NE 32	11	73	-5	68	4	JAX 16	Touchdown
2	13:31	09:21	4:10	Kickoff	JAX 32	8	68	0	68	5	NE 6	Touchdown	2	05:02	13:31	6:31	Punt	NE 15	12	48	15	63	4	JAX 22	Field Goal
3	07:09	03:32	3:37	Punt	JAX 18	6	82	0	82	3	NE 1	Touchdown	3	09:21	07:09	2:12	Kickoff	NE 30	3	3	9	12	1	NE 42	Punt
4	00:39	00:00	0:39	Punt	JAX 6	1	6	0	6	0	JAX 6	End Half	4	03:32	01:34	1:58	Kickoff	NE 30	3	5	-5	0	0	NE 30	Punt
5	15:00	09:42	5:18	Kickoff	JAX 30	12	63	4	67	5	NE 3	Field Goal	5	01:34	00:39	0:55	Kickoff	NE 30	3	7	0	7	0	NE 37	Punt
6	07:34	11:10	11:24	Punt	JAX 10	17	84	0	84	6	NE 6	Downs	6	09:42	07:34	2:08	Kickoff	NE 30	5	14	0	14	1	NE 44	Punt
7	08:22	03:58	4:24	Kickoff	JAX 30	8	26	0	26	2	NE 44	Punt	7	11:10	08:22	2:48	Downs	NE 6	9	99	-5	94	4	JAX 22	Touchdown
8	01:54	01:41	0:13	Downs	NE 10	3	10	0	10	1	NE 4	Touchdown	8	03:58	01:54	2:04	Punt	NE 12	5	8	-10	-2	1	NE 10	Downs
													9	01:41	00:00	1:41	Kickoff	NE 30	4	38	-5	33	2	JAX 32	End Game

WEEK 8: JAGUARS 27, PACKERS 30

OCTOBER 27, 2024

JAGUARS													PACKERS												
#	RECD	LOST	POSS	OBTAINED	BEGAN	PLAYS	YDS	PEN	NET	1ST	ENDED	GIVEN UP	#	RECD	LOST	POSS	OBTAINED	BEGAN	PLAYS	YDS	PEN	NET	1ST	ENDED	GIVEN UP
1	11:31	09:54	1:37	Punt	JAX 17	3	8	0	8	0	JAX 25	Punt	1	15:00	11:31	3:29	Kickoff	GB 30	6	26	-10	16	1	GB 46	Punt
2	08:15	06:11	2:04	Punt		3	7	-5	2	0	GB 48	Punt	2	09:54	08:15	1:39	Punt	GB 2	3	5	0	5	0	GB 7	Punt
3	13:58	12:56	1:02	Interception	JAX 6	2	1	-3	-2	0	JAX 4	Interception	3	06:11	13:58	7:13	Punt	GB 8	11	76	0	76	5	JAX 16	Interception
4	11:31	09:24	2:07	Kickoff	JAX 30	3	7	0	7	0	JAX 37	Punt	4	12:56	11:31	1:25	Interception	JAX 28	3	7	21	28	2	JAX 3	Touchdown
5	06:03	02:37	3:26	Kickoff	JAX 30	6	75	-5	70	4	GB 6	Touchdown	5	09:24	06:03	3:21	Punt	GB 20	6	72	-5	67	1	JAX 13	Field Goal
6	00:54	00:03	0:51	Kickoff	JAX 26	6	53	0	53	2	GB 21	Field Goal	6	02:37	00:54	1:43	Kickoff	GB 30	10	46	5	51	3	JAX 19	Field Goal
7	15:00	13:31	1:29	Kickoff	JAX 30	3	8	0	8	0	JAX 38	Punt	7	00:03	00:00	0:03	Kickoff	GB 30	1	-1	0	-1	0	GB 30	End Half
8	10:43	05:10	5:33	Punt	JAX 7	10	98	-5	93	5	GB 14	Touchdown	8	13:31	10:43	2:48	Punt	GB 20	4	20	0	20	1	GB 40	Punt
9	00:21	14:46	0:35	Kickoff	JAX 11	3	-6	0	-6	0	JAX 14	Fumble	9	05:10	00:21	4:49	Kickoff	GB 20	8	80	0	80	4	JAX 38	Touchdown
10	14:06	13:05	1:01	Kickoff	JAX 30	3	-1	0	-1	0	JAX 29	Punt	10	14:46	14:06	0:40	Fumble	JAX 5	2	5	0	5	1	JAX 3	Touchdown
11	09:40	05:36	4:04	Punt	JAX 20	8	51	0	51	3	GB 29	Field Goal	11	13:05	09:40	3:25	Punt	GB 24	6	19	0	19	2	GB 43	Punt
12	03:50	01:48	2:02	Punt	JAX 13	8	87	0	87	5	GB 14	Touchdown	12	05:36	03:50	1:46	Kickoff	GB 30	3	3	0	3	0	GB 33	Punt
													13	01:48	00:00	1:48	Kickoff	GB 30	7	64	0	64	2	JAX 6	Field Goal



2024 DRIVE CHARTS

WEEK 9: JAGUARS 23, EAGLES 28													NOVEMBER 3, 2024												
JAGUARS													EAGLES												
#	RECD	LOST	POSS	OBTAINED	BEGAN	PLAYS	YDS	PEN	NET	1ST	ENDED	GIVEN UP	#	RECD	LOST	POSS	OBTAINED	BEGAN	PLAYS	YDS	PEN	NET	1ST	ENDED	GIVEN UP
1	10:22	06:36	3:46	Kickoff	JAX 30	6	13	0	13	1	JAX 43	Punt	1	15:00	11:10	3:50	Kickoff	PHI 30	6	19	-5	14	1	PHI 44	Punt
2	04:06	03:13	0:53	Punt	JAX 41	3	5	0	5	0	JAX 46	Punt	2	11:10	10:22	0:48	Fumble	JAX 20	2	20	0	20	1	JAX 20	Touchdown
3	09:20	07:26	1:54	Kickoff	JAX 30	4	9	0	9	0	JAX 39	Downs	3	06:36	04:06	2:30	Punt	PHI 11	3	4	-4	0	0	PHI 11	Punt
4	04:49	03:14	1:35	Downs	JAX 22	3	5	0	5	0	JAX 27	Punt	4	03:13	09:20	8:53	Punt	PHI 7	15	68	0	68	4	JAX 25	Field Goal
5	01:42	01:38	0:04	Punt	JAX 33	1	0	0	0	0	JAX 33	Interception	5	07:26	04:49	2:37	Downs	JAX 39	5	17	0	17	1	JAX 22	Downs
6	00:22	00:00	0:22	Kickoff	JAX 30	1	-1	0	-1	0	JAX 30	End Half	6	03:14	01:42	1:32	Punt	PHI 24	3	7	-10	-3	0	PHI 21	Punt
7	15:00	13:21	1:39	Kickoff	JAX 17	3	5	0	5	0	JAX 22	Punt	7	01:38	00:22	1:16	Interception	JAX 42	7	52	-10	42	3	JAX 19	Touchdown
8	09:25	05:26	3:59	Kickoff	JAX 39	10	61	0	61	5	PHI 1	Touchdown	8	13:21	09:25	3:56	Punt	PHI 22	7	78	0	78	4	JAX 18	Touchdown
9	01:15	12:51	3:24	Downs	JAX 25	6	26	0	26	1	PHI 49	Punt	9	05:26	05:12	0:14	Kickoff	PHI 30	1	4	0	4	0	PHI 30	Fumble
10	07:43	04:04	3:39	Kickoff	JAX 30	9	70	0	70	5	PHI 4	Touchdown	10	05:12	01:15	3:57	Kickoff	PHI 30	9	45	0	45	2	JAX 25	Downs
11	02:11	01:38	0:33	Missed FG	JAX 47	5	22	18	40	2	PHI 13	Interception	11	12:51	07:43	5:08	Punt	PHI 9	8	101	-10	91	4	JAX 25	Touchdown
12													12	04:04	02:11	1:53	Kickoff	PHI 32	6	34	-5	29	1	JAX 39	Missed FG
13													13	01:38	00:00	1:38	Interception	PHI 20	3	-2	0	-2	0	PHI 19	End Game

WEEK 10: JAGUARS 7, VIKINGS 12													NOVEMBER 10, 2024												
JAGUARS													VIKINGS												
#	RECD	LOST	POSS	OBTAINED	BEGAN	PLAYS	YDS	PEN	NET	1ST	ENDED	GIVEN UP	#	RECD	LOST	POSS	OBTAINED	BEGAN	PLAYS	YDS	PEN	NET	1ST	ENDED	GIVEN UP
1	15:00	13:25	1:35	Kickoff	JAX 30	3	2	0	2	0	JAX 32	Punt	1	13:25	07:56	5:29	Punt	MIN 20	12	53	0	53	4	JAX 27	Field Goal
2	07:56	03:44	4:12	Kickoff	JAX 30	9	70	0	70	4	MIN 1	Touchdown	2	03:44	01:20	2:24	Kickoff	MIN 30	4	45	-5	40	2	JAX 30	Interception
3	01:20	00:28	0:52	Interception	JAX 22	3	9	0	9	0	JAX 31	Punt	3	00:28	05:24	10:04	Punt	MIN 17	17	76	0	76	7	JAX 7	Interception
4	05:24	01:42	3:42	Interception	JAX 20	9	23	0	23	2	JAX 43	Punt	4	01:42	01:17	0:25	Punt	MIN 18	3	8	0	8	0	MIN 26	Punt
5	01:17	00:00	1:17	Punt	JAX 31	3	-3	0	-3	0	JAX 23	End Half	5	15:00	12:10	2:50	Kickoff	MIN 30	7	52	0	52	2	JAX 14	Interception
6	12:10	10:01	2:09	Interception	JAX 16	4	15	0	15	1	JAX 31	Punt	6	10:01	01:42	8:19	Punt	MIN 14	14	77	-5	72	6	JAX 18	Field Goal
7	01:42	00:00	1:42	Kickoff	JAX 30	3	3	0	3	0	JAX 33	Punt	7	15:00	07:14	7:46	Punt	MIN 16	16	68	0	68	5	JAX 16	Field Goal
8	07:14	06:35	0:39	Kickoff	JAX 30	2	-4	0	-4	0	JAX 27	Fumble	8	06:35	04:22	2:13	Fumble	JAX 25	5	14	0	14	1	JAX 11	Field Goal
9	04:22	03:39	0:43	Kickoff	JAX 30	2	2	0	2	0	JAX 32	Interception	9	03:39	02:42	0:57	Interception	JAX 47	3	1	0	1	0	JAX 46	Punt
10	02:42	01:52	0:50	Punt	JAX 17	5	25	15	40	3	MIN 43	Interception	10	01:52	00:00	1:52	Interception	MIN 1	5	8	15	23	1	MIN 25	End Game

WEEK 11: JAGUARS 6, LIONS 52													NOVEMBER 17, 2024												
JAGUARS													LIONS												
#	RECD	LOST	POSS	OBTAINED	BEGAN	PLAYS	YDS	PEN	NET	1ST	ENDED	GIVEN UP	#	RECD	LOST	POSS	OBTAINED	BEGAN	PLAYS	YDS	PEN	NET	1ST	ENDED	GIVEN UP
1	15:00	09:36	5:24	Kickoff	JAX 31	9	29	0	29	2	DET 40	Field Goal	1	09:36	04:59	4:37	Kickoff	DET 30	9	65	5	70	5	JAX 2	Touchdown
2	04:59	02:53	2:06	Kickoff	JAX 30	3	8	0	8	0	JAX 38	Punt	2	02:53	12:26	5:27	Punt	DET 7	13	93	0	93	6	JAX 1	Touchdown
3	12:26	10:51	1:35	Kickoff	JAX 30	3	-2	-5	-7	0	JAX 23	Punt	3	10:51	06:39	4:12	Punt	DET 36	8	64	0	64	6	JAX 6	Touchdown
4	06:39	04:58	1:41	Kickoff	JAX 30	5	11	0	11	1	JAX 41	Punt	4	04:58	02:46	2:12	Punt	DET 16	4	84	0	84	2	JAX 27	Touchdown
5	02:46	00:00	2:46	Kickoff	JAX 30	11	58	-5	53	3	DET 17	Field Goal	5	15:00	12:55	2:05	Kickoff	DET 20	4	80	0	80	2	DET 36	Touchdown
6	12:55	12:05	0:50	Kickoff	JAX 30	3	1	0	1	0	JAX 31	Punt	6	12:05	04:16	7:49	Punt	DET 17	14	93	-10	83	7	JAX 5	Touchdown
7	04:16	02:18	1:58	Kickoff	JAX 30	4	32	6	38	2	DET 32	Interception	7	02:18	13:23	3:55	Interception	DET 4	9	96	0	96	5	JAX 9	Touchdown
8	13:23	09:53	3:30	Kickoff	JAX 30	8	30	0	30	2	DET 31	Downs	8	09:53	07:49	2:04	Downs	DET 41	5	23	0	23	1	JAX 36	Field Goal
9	07:49	06:45	1:04	Kickoff	JAX 30	3	3	-5	-2	0	JAX 28	Punt	9	06:45	00:00	6:45	Punt	DET 26	11	47	5	52	4	JAX 21	End Game

WEEK 13: JAGUARS 20, TEXANS 23													DECEMBER 1, 2024												
JAGUARS													TEXANS												
#	RECD	LOST	POSS	OBTAINED	BEGAN	PLAYS	YDS	PEN	NET	1ST	ENDED	GIVEN UP	#	RECD	LOST	POSS	OBTAINED	BEGAN	PLAYS	YDS	PEN	NET	1ST	ENDED	GIVEN UP
1	15:00	13:17	1:43	Kickoff	JAX 22	3	7	0	7	0	JAX 29	Punt	1	13:17	07:29	5:48	Punt	HOU 17	10	33	-5	28	3	HOU 45	Punt
2	07:29	04:41	2:48	Punt	JAX 16	6	31	0	31	1	JAX 47	Punt	2	04:41	02:54	1:47	Punt	HOU 16	4	17	0	17	1	HOU 33	Punt
3	02:54	01:57	0:57	Punt	JAX 21	3	6	0	6	0	JAX 27	Punt	3	01:57	14:51	2:06	Punt	HOU 25	5	40	0	40	1	JAX 35	Field Goal
4	14:51	13:17	1:34	Kickoff	JAX 24	3	-1	0	-1	0	JAX 23	Interception	4	13:17	06:26	6:51	Interception	JAX 44	11	28	5	33	3	JAX 11	Field Goal
5	06:26	00:08	6:18	Kickoff	JAX 32	14	57	-4	53	4	HOU 15	Field Goal	5	00:08	00:00	0:08	Kickoff	HOU 30	1	-1	0	-1	0	HOU 30	End Half
6	13:30	10:06	3:24	Punt	JAX 20	9	73	-5	68	2	HOU 12	Field Goal	6	15:00	13:30	1:30	Kickoff	HOU 30	3	7	0	7	0	HOU 37	Punt
7	08:04	06:12	1:52	Kickoff	JAX 30	3	6	0	6	0	JAX 36	Punt	7	10:06	08:04	2:02	Kickoff	HOU 30	5	70	0	70	4	JAX 7	Touchdown
8	01:16	13:57	2:19	Kickoff	JAX 30	7	33	0	33	2	HOU 37	Missed FG	8	06:12	01:16	4:56	Punt	HOU 49	10	41	0	41	3	JAX 10	Field Goal
9	12:11	07:49	4:22	Kickoff	JAX 28	12	72	0	72	4	HOU 22	Touchdown	9	13:57	12:11	1:46	Missed FG	HOU 45	5	55	0	55	3	JAX 22	Touchdown
10	05:57	03:31	2:26	Punt	JAX 16	10	84	0	84	6	HOU 6	Touchdown	10	07:49	05:57	1:52	Kickoff	HOU 30	3	9	-4	5	0	HOU 35	Punt
													11	03:31	00:00	3:31	Kickoff	HOU 30	7	27	0	27	2	JAX 42	End Game

WEEK 14: JAGUARS 10, TITANS 6													DECEMBER 8, 2024												
JAGUARS													TITANS												
#	RECD	LOST	POSS	OBTAINED	BEGAN	PLAYS	YDS	PEN	NET	1ST	ENDED	GIVEN UP	#	RECD	LOST	POSS	OBTAINED	BEGAN	PLAYS	YDS	PEN	NET	1ST	ENDED	GIVEN UP
1	08:32	03:34	4:58	Kickoff	JAX 25	9	30	-5	25	2		Interception	1	15:00	08:32	6:28	Kickoff	TEN 22	11	51	0	51	3	JAX 27	Field Goal
2	01:40	12:55	3:45	Punt	JAX 11	6	37	0	37	2	JAX 48	Punt	2	03:34	01:40	1:54	Interception	TEN 37	3	11	-5	6	0	TEN 43	Punt
3	04:41	00:01	4:40	Downs	JAX 2	13	62	-10	52	4	TEN 46	Interception	3	12:55	04:41	8:14	Punt	TEN 8	15	90	0	90	6	JAX 2	Downs
4	15:00	13:50	1:10	Kickoff	JAX 18	3	4	0	4	0	JAX 22	Punt	4	00:01	00:00	0:01	Interception	JAX 49	1	-13	0	-13	0	JAX 49	End Half
5	12:18	10:07	2:11	Punt	JAX 4	3	9	0	9	0	JAX 13	Punt	5	13:50	12:18	1:32	Punt	TEN 29	4	11	0	11	1	TEN 40	Punt
6	04:30	12:09	7:21	Kickoff	JAX 30	14	65	0	65	4	TEN 5	Field Goal	6	10:07	04:30	5:37	Punt	TEN 34	11	45	0	45	3	JAX 21	Field Goal
7	10:07	06:46	3:21	Punt	JAX 19	7	81	0	81	4	TEN 8	Touchdown	7	12:09	10:07	2:02	Kickoff	TEN 28	4	16	0	16	1	TEN 44	Punt
8	01:11	00:49	0:22	Downs	JAX 9	3	5	0	5	0	JAX 14	Punt	8	06:46	01:11	5:35	Kickoff	TEN 30	11	61	0	61	3	JAX 9	Downs
9	00:28	00:00	0:28	Downs	TEN 35	1	-2	0	-2	0	TEN 35	End Game	9	00:49	00:28	0:21	Punt	TEN 40	4	0	-5	-5	0	TEN 35	Downs



2024 DRIVE CHARTS

WEEK 15: JAGUARS 25, JETS 32 DECEMBER 15, 2024

JAGUARS													JETS												
#	RECD	LOST	POSS	OBTAINED	BEGAN	PLAYS	YDS	PEN	NET	1ST	ENDED	GIVEN UP	#	RECD	LOST	POSS	OBTAINED	BEGAN	PLAYS	YDS	PEN	NET	1ST	ENDED	GIVEN UP
1	15:00	08:37	6:23	Kickoff	JAX 30	13	57	13	70	7	NYJ 3	Touchdown	1	08:37	05:01	3:36	Kickoff	NYJ 30	7	70	0	70	3	JAX 22	Touchdown
2	05:01	02:59	2:02	Kickoff	JAX 34	4	12	-5	7	1	JAX 41	Interception	2	02:59	13:48	4:11	Interception	NYJ 12	7	32	12	44	3	JAX 44	Punt
3	13:48	02:41	11:07	Punt	JAX 13	18	82	-5	77	5	NYJ 10	Field Goal	3	02:41	01:36	1:05	Kickoff	NYJ 20	3	2	0	2	0	NYJ 22	Punt
4	01:36	00:00	1:36	Punt	JAX 22	11	54	19	73	5	NYJ 5	Field Goal	4	15:00	10:28	4:32	Kickoff	NYJ 30	7	15	30	45	3	JAX 25	Field Goal
5	10:28	08:05	2:23	Kickoff	JAX 30	7	55	-10	45	2	NYJ 25	Field Goal	5	08:05	04:33	3:32	Kickoff	NYJ 30	7	66	4	70	4	JAX 1	Touchdown
6	04:33	03:01	1:32	Kickoff	JAX 20	3	9	0	9	0	JAX 29	Punt	6	03:01	14:50	3:11	Punt	NYJ 14	5	18	0	18	1	NYJ 32	Punt
7	14:50	10:58	3:52	Punt	JAX 27	8	73	0	73	4	NYJ 19	Touchdown	7	10:58	07:47	3:11	Kickoff	NYJ 30	8	40	0	40	3	JAX 30	Missed FG
8	07:47	04:19	3:28	Missed FG	JAX 38	5	16	0	16	1	NYJ 46	Punt	8	04:19	03:24	0:55	Punt	NYJ 13	4	87	0	87	2	NYJ 29	Touchdown
9	03:24	01:51	1:33	Kickoff	JAX 33	7	42	0	42	1	NYJ 25	Field Goal	9	01:51	01:05	0:46	Kickoff	NYJ 30	7	70	0	70	3	JAX 1	Touchdown
10	01:05	00:37	0:28	Kickoff	JAX 30	5	23	0	23	1	NYJ 47	Interception	10	00:37	00:00	0:37	Interception	NYJ 13	1	0	0	0	0	NYJ 13	End Game

WEEK 16: JAGUARS 14, RAIDERS 19 DECEMBER 22, 2024

JAGUARS													RAIDERS												
#	RECD	LOST	POSS	OBTAINED	BEGAN	PLAYS	YDS	PEN	NET	1ST	ENDED	GIVEN UP	#	RECD	LOST	POSS	OBTAINED	BEGAN	PLAYS	YDS	PEN	NET	1ST	ENDED	GIVEN UP
1	15:00	11:45	3:15	Kickoff	JAX 30	7	22	0	22	1	LV 48	Punt	1	11:45	09:03	2:42	Punt	LV 3	4	30	-10	20	1	LV 23	Punt
2	09:03	07:06	1:57	Punt	JAX 29	6	26	0	26	2	LV 45	Punt	2	07:06	04:04	3:02	Punt	LV 14	4	2	0	2	1	LV 16	Punt
3	04:04	01:32	2:32	Punt	LV 29	6	21	8	29	3	LV 1	Touchdown	3	01:32	14:05	2:27	Kickoff	LV 30	6	70	0	70	4	JAX 1	Touchdown
4	14:05	12:39	1:26	Kickoff	JAX 30	3	9	-10	-1	0	JAX 29	Punt	4	12:39	10:28	2:11	Punt	LV 36	6	33	0	33	2	JAX 31	Field Goal
5	10:28	09:01	1:27	Kickoff	JAX 30	3	2	-5	-3	0	JAX 27	Punt	5	09:01	03:56	5:05	Punt	LV 37	10	44	0	44	3	JAX 19	Field Goal
6	03:56	03:50	0:06	Kickoff	JAX 30	1	10	0	10	0	JAX 30	Fumble	6	03:50	02:46	1:04	Fumble	JAX 45	3	4	0	4	0	JAX 41	Punt
7	02:46	00:09	2:37	Punt	JAX 10	9	56	0	56	3	LV 43	Fumble	7	00:09	00:00	0:09	Fumble	LV 33	1	-1	0	-1	0	LV 33	End Half
8	13:57	08:38	5:19	Punt	JAX 25	8	29	-10	19	2	JAX 44	Punt	8	15:00	13:57	1:03	Kickoff	LV 30	3	5	0	5	0	LV 35	Punt
9	05:09	03:28	1:41	Punt	JAX 9	4	14	-10	4	1	JAX 13	Punt	9	08:38	05:09	3:29	Punt	LV 20	6	20	-9	11	1	LV 31	Punt
10	02:18	00:54	1:24	Missed FG	JAX 36	3	64	0	64	1	JAX 38	Touchdown	10	03:28	02:18	1:10	Punt	JAX 33	4	5	0	5	0	JAX 28	Missed FG
11	11:26	09:20	2:06	Kickoff	JAX 30	3	6	0	6	0	JAX 36	Punt	11	00:54	11:26	4:28	Kickoff	LV 30	10	65	5	70	6	JAX 7	Touchdown
12	02:44	00:52	1:52	Punt	JAX 7	8	49	-10	39	2	JAX 38	Downs	12	09:20	02:44	6:36	Punt	LV 20	10	42	-10	32	3	JAX 48	Punt
													13	00:52	00:00	0:52	Downs	JAX 46	3	-5	0	-5	0	JAX 46	End Game

WEEK 17: JAGUARS 20, TITANS 13 DECEMBER 29, 2024

JAGUARS													TITANS												
#	RECD	LOST	POSS	OBTAINED	BEGAN	PLAYS	YDS	PEN	NET	1ST	ENDED	GIVEN UP	#	RECD	LOST	POSS	OBTAINED	BEGAN	PLAYS	YDS	PEN	NET	1ST	ENDED	GIVEN UP
1	15:00	10:46	4:14	Kickoff	JAX 32	9	38	0	38	3	TEN 30	Field Goal	1	10:46	07:42	3:04	Kickoff	TEN 30	4	22	6	28	2	JAX 42	Punt
2	07:42	02:07	5:35	Punt	JAX 4	10	54	-13	41	3	JAX 45	Punt	2	02:07	11:44	5:23	Punt	TEN 7	9	45	-10	35	4	TEN 42	Interception
3	11:44	08:59	2:45	Interception	TEN 43	5	43	0	43	3	TEN 2	Touchdown	3	08:59	07:18	1:41	Kickoff	TEN 21	4	23	-5	18	1	TEN 39	Punt
4	07:18	02:02	5:16	Punt	JAX 20	12	54	0	54	3	TEN 26	Field Goal	4	02:02	00:00	2:02	Kickoff	TEN 29	10	45	5	50	3	JAX 21	Field Goal
5	06:51	05:14	1:37	Kickoff	JAX 30	3	10	-6	4	0	JAX 34	Punt	5	15:00	06:51	8:09	Kickoff	TEN 15	13	89	-4	85	5	JAX 8	Touchdown
6	01:16	07:05	9:11	Punt	JAX 26	16	89	-15	74	6	TEN 11	Touchdown	6	05:14	01:16	3:58	Punt	TEN 28	6	5	0	5	1	TEN 33	Punt
7	02:02	01:29	0:33	Kickoff	JAX 31	3	8	0	8	0	JAX 39	Punt	7	07:05	02:02	5:03	Kickoff	TEN 30	12	65	-5	60	4	JAX 10	Field Goal
8	00:09	00:00	0:09	Downs	JAX 26	1	-1	0	-1	0	JAX 26	End Game	8	01:29	00:09	1:20	Punt	TEN 26	8	43	5	48	3	JAX 26	Downs



2024 INDIVIDUAL GAME-BY-GAME STATS: RUSHING

RUSHING:		TANK BIGSBY					TRAVIS ETIENNE JR.					TREVOR LAWRENCE				
DATE	OPP.	NO.	YDS	AVG	LG	TD	NO.	YDS	AVG	LG	TD	NO.	YDS	AVG	LG	TD
09/08	at Miami	12	73	6.1	26	0	12	44	3.7	11	1	1	8	8.0	8	0
09/15	Cleveland	0	0	0.0	--	0	13	52	4.0	20	1	2	45	22.5	33	0
09/23	at Buffalo	2	9	4.5	7	0	11	68	6.2	22	0	2	3	1.5	2	0
09/29	at Houston	7	90	12.9	58	0	11	50	4.5	13	0	3	5	1.7	6	0
10/06	Indianapolis	13	101	7.8	65t	2	6	17	2.8	4	0	2	4	2.0	2	0
10/13	at Chicago	7	24	3.4	8	0	3	-1	-0.3	1	0	4	17	4.3	10	0
10/20	New England	26	118	4.5	13	2	ON INACTIVE LIST					2	13	6.5	11	0
10/27	Green Bay	18	78	4.3	16	0	ON INACTIVE LIST					4	10	2.5	6t	1
11/03	at Philadelphia	8	22	2.8	10	0	3	24	8.0	16	0	5	8	1.6	4t	2
11/10	Minnesota	2	4	2.0	3	0	11	44	4.0	18	0	ON INACTIVE LIST				
11/17	at Detroit	ON INACTIVE LIST					12	27	2.3	9	0	ON INACTIVE LIST				
12/01	Houston	7	28	4.0	19	0	13	46	3.5	9	0	1	6	6.0	6	0
12/08	at Tennessee	18	55	3.1	12	1	4	20	5.0	11	0	INJURED RESERVE				
12/15	N.Y. Jets	11	42	3.8	14	0	14	65	4.6	10	0	INJURED RESERVE				
12/22	at Las Vegas	12	50	4.2	10	1	9	22	2.4	12	0	INJURED RESERVE				
12/29	Tennessee	11	33	3.0	7	0	15	49	3.3	15	0	INJURED RESERVE				
01/05	at Indianapolis															
TOTALS		154	727	4.7	65T	6	137	527	3.8	22	2	26	119	4.6	33	3

RUSHING:		D'ERNEST JOHNSON					MAC JONES					BRIAN THOMAS JR.				
DATE	OPP.	NO.	YDS	AVG	LG	TD	NO.	YDS	AVG	LG	TD	NO.	YDS	AVG	LG	TD
09/08	at Miami	0	0	0.0	--	0	DID NOT PLAY (NON-INJURY)					0	0	0.0	--	0
09/15	Cleveland	5	26	5.2	9	0	DID NOT PLAY (NON-INJURY)					0	0	0.0	--	0
09/23	at Buffalo	2	12	6.0	11	0	0	0	0.0	--	0	0	0	0.0	--	0
09/29	at Houston	2	0	0.0	1	0	DID NOT PLAY (NON-INJURY)					1	13	13.0	13	0
10/06	Indianapolis	1	1	1.0	1	0	DID NOT PLAY (NON-INJURY)					0	0	0.0	--	0
10/13	at Chicago	6	28	4.7	13	0	0	0	0.0	--	0	0	0	0.0	--	0
10/20	New England	9	38	4.2	10	0	DID NOT PLAY (NON-INJURY)					2	2	1.0	1	0
10/27	Green Bay	1	3	3.0	3	0	DID NOT PLAY (NON-INJURY)					0	0	0.0	--	0
11/03	at Philadelphia	2	6	3.0	6	0	DID NOT PLAY (NON-INJURY)					0	0	0.0	--	0
11/10	Minnesota	0	0	0.0	--	0	5	8	1.6	5	1	0	0	0.0	--	0
11/17	at Detroit	2	3	1.5	3	0	2	7	3.5	5	0	1	4	4.0	4	0
12/01	Houston	ON INACTIVE LIST					3	6	2.0	5	0	1	11	11.0	11	0
12/08	at Tennessee	ON INACTIVE LIST					3	3	1.0	3	0	0	0	0.0	--	0
12/15	N.Y. Jets	ON INACTIVE LIST					4	29	7.3	13	0	0	0	0.0	--	0
12/22	at Las Vegas	0	0	0.0	--	0	0	0	0.0	--	0	0	0	0.0	--	0
12/29	Tennessee	0	0	0.0	--	0	6	22	3.7	9	0	1	18	18.0	18	0
01/05	at Indianapolis															
TOTALS		30	117	3.9	13	0	23	75	3.3	13	1	6	48	8.0	18	0

RUSHING:		DEVIN DUVERNAY				
DATE	OPP.	NO.	YDS	AVG	LG	TD
09/08	at Miami	1	3	3.0	3	0
09/15	Cleveland	1	4	4.0	4	0
09/23	at Buffalo	0	0	0.0	--	0
09/29	at Houston	0	0	0.0	--	0
10/06	Indianapolis	1	3	3.0	3	0
10/13	at Chicago	INJURED RESERVE				
10/20	New England	INJURED RESERVE				
10/27	Green Bay	INJURED RESERVE				
11/03	at Philadelphia	INJURED RESERVE				
11/10	Minnesota	0	0	0.0	--	0
11/17	at Detroit	0	0	0.0	--	0
12/01	Houston	0	0	0.0	--	0
12/08	at Tennessee	1	-7	-7.0	-7	0
12/15	N.Y. Jets	0	0	0.0	--	0
12/22	at Las Vegas	0	0	0.0	--	0
12/29	Tennessee	0	0	0.0	--	0
01/05	at Indianapolis					
TOTALS		4	3	0.8	4	0



2024 INDIVIDUAL GAME-BY-GAME STATS: RECEIVING

RECEIVING:		BRIAN THOMAS JR.					CHRISTIAN KIRK					PARKER WASHINGTON				
DATE	OPP.	NO.	YDS	AVG	LG	TD	NO.	YDS	AVG	LG	TD	NO.	YDS	AVG	LG	TD
09/08	at Miami	4	47	11.8	18	1	1	30	30.0	30	0	1	3	3.0	3	0
09/15	Cleveland	2	94	47.0	66	0	1	-1	-1.0	-1	0	0	0	0.0	--	0
09/23	at Buffalo	5	48	9.6	16	0	8	79	9.9	24	0	2	18	9.0	12	0
09/29	at Houston	6	86	14.3	32	1	7	61	8.7	20	1	0	0	0.0	--	0
10/06	Indianapolis	5	122	24.4	85t	1	4	88	22.0	61	0	0	0	0.0	--	0
10/13	at Chicago	3	27	9.0	13	0	3	39	13.0	15	0	0	0	0.0	--	0
10/20	New England	5	89	17.8	58	1	1	24	24.0	24	0	0	0	0.0	--	0
10/27	Green Bay	3	60	20.0	28	1	2	59	29.5	33	0	3	46	15.3	23	0
11/03	at Philadelphia	2	22	11.0	16	0	INJURED RESERVE					3	41	13.7	18	0
11/10	Minnesota	2	12	6.0	10	0	INJURED RESERVE					0	0	0.0	--	0
11/17	at Detroit	5	82	16.4	24	0	INJURED RESERVE					1	10	10.0	10	0
12/01	Houston	4	76	19.0	56	1	INJURED RESERVE					6	103	17.2	30	1
12/08	at Tennessee	8	86	10.8	31	0	INJURED RESERVE					2	15	7.5	8	0
12/15	N.Y. Jets	10	105	10.5	41	2	INJURED RESERVE					3	54	18.0	29	0
12/22	at Las Vegas	9	132	14.7	62t	1	INJURED RESERVE					6	54	9.0	17	0
12/29	Tennessee	7	91	13.0	31	1	INJURED RESERVE					3	31	10.3	24	1
01/05	at Indianapolis															
TOTALS		80	1,179	14.7	85T	10	27	379	14.0	61	1	30	375	12.5	30	2

RECEIVING:		EVAN ENGRAM					BRENTON STRANGE					GABE DAVIS				
DATE	OPP.	NO.	YDS	AVG	LG	TD	NO.	YDS	AVG	LG	TD	NO.	YDS	AVG	LG	TD
09/08	at Miami	1	5	5.0	5	0	0	0	0.0	--	0	3	62	20.7	22	0
09/15	Cleveland	DID NOT PLAY (NON-INJURY)					3	65	21.7	30	0	3	43	14.3	22	0
09/23	at Buffalo	ON INACTIVE LIST					2	12	6.0	6t	1	2	18	9.0	13	0
09/29	at Houston	ON INACTIVE LIST					3	19	6.3	11	0	1	-2	-2.0	5	0
10/06	Indianapolis	ON INACTIVE LIST					4	24	6.0	12	1	3	38	12.7	21	0
10/13	at Chicago	10	102	10.2	24	0	1	11	11.0	11	0	5	45	9.0	21t	2
10/20	New England	5	35	7.0	13	0	0	0	0.0	--	0	1	13	13.0	13	0
10/27	Green Bay	4	36	9.0	14t	1	5	59	11.8	21	0	0	0	0.0	--	0
11/03	at Philadelphia	5	45	9.0	24	0	0	0	0.0	--	0	ON INACTIVE LIST				
11/10	Minnesota	6	40	6.7	15	0	2	25	12.5	23	0	1	19	19.0	19	0
11/17	at Detroit	5	28	5.6	9	0	1	6	6.0	6	0	1	3	3.0	3	0
12/01	Houston	7	41	5.9	16	0	1	14	14.0	14	0	INJURED RESERVE				
12/08	at Tennessee	4	33	8.3	11	0	1	21	21.0	21	0	INJURED RESERVE				
12/15	N.Y. Jets	INJURED RESERVE					11	73	6.6	9	0	INJURED RESERVE				
12/22	at Las Vegas	INJURED RESERVE					2	22	11.0	13	0	INJURED RESERVE				
12/29	Tennessee	INJURED RESERVE					0	0	0.0	--	0	INJURED RESERVE				
01/05	at Indianapolis															
TOTALS		47	365	7.8	24	1	36	351	9.8	30	2	20	239	12.0	22	2

RECEIVING:		TRAVIS ETIENNE JR.					D'ERNEST JOHNSON					DEVIN DUVERNAY				
DATE	OPP.	NO.	YDS	AVG	LG	TD	NO.	YDS	AVG	LG	TD	NO.	YDS	AVG	LG	TD
09/08	at Miami	2	15	7.5	12	0	0	0	0.0	--	0	0	0	0.0	--	0
09/15	Cleveland	3	6	2.0	8	0	0	0	0.0	--	0	0	0	0.0	--	0
09/23	at Buffalo	4	17	4.3	8	0	0	0	0.0	--	0	1	-1	-1.0	-1	0
09/29	at Houston	1	10	10.0	10	0	0	0	0.0	--	0	0	0	0.0	--	0
10/06	Indianapolis	6	43	7.2	14	0	2	9	4.5	9	0	0	0	0.0	--	0
10/13	at Chicago	0	0	0.0	--	0	2	16	8.0	14	0	INJURED RESERVE				
10/20	New England	ON INACTIVE LIST					3	32	10.7	26	0	INJURED RESERVE				
10/27	Green Bay	ON INACTIVE LIST					1	20	20.0	20	0	INJURED RESERVE				
11/03	at Philadelphia	2	6	3.0	3	0	0	0	0.0	--	0	INJURED RESERVE				
11/10	Minnesota	1	-1	-1.0	-1	0	0	0	0.0	--	0	0	0	0.0	--	0
11/17	at Detroit	3	6	2.0	8	0	0	0	0.0	--	0	0	0	0.0	--	0
12/01	Houston	3	12	4.0	5	0	ON INACTIVE LIST					2	23	11.5	18	0
12/08	at Tennessee	4	50	12.5	21	0	ON INACTIVE LIST					3	8	2.7	5	0
12/15	N.Y. Jets	4	20	5.0	8	0	ON INACTIVE LIST					3	42	14.0	28	0
12/22	at Las Vegas	2	15	7.5	11	0	1	8	8.0	8	0	1	3	3.0	3	0
12/29	Tennessee	1	26	26.0	26	0	2	11	5.5	8	0	1	4	4.0	4	0
01/05	at Indianapolis															
TOTALS		36	225	6.3	26	0	11	96	8.7	26	0	11	79	7.2	28	0



2024 INDIVIDUAL GAME-BY-GAME STATS: RECEIVING

RECEIVING:		LUKE FARRELL					TANK BIGSBY					TIM JONES				
DATE	OPP.	NO.	YDS	AVG	LG	TD	NO.	YDS	AVG	LG	TD	NO.	YDS	AVG	LG	TD
09/08	at Miami	0	0	0.0	--	0	0	0	0.0	--	0	0	0	0.0	--	0
09/15	Cleveland	2	13	6.5	7	0	0	0	0.0	--	0	0	0	0.0	--	0
09/23	at Buffalo	1	1	1.0	1	0	0	0	0.0	--	0	0	0	0.0	--	0
09/29	at Houston	0	0	0.0	--	0	0	0	0.0	--	0	0	0	0.0	--	0
10/06	Indianapolis	2	17	8.5	11	0	1	28	28.0	28	0	0	0	0.0	--	0
10/13	at Chicago	0	0	0.0	--	0	0	0	0.0	--	0	0	0	0.0	--	0
10/20	New England	0	0	0.0	--	0	0	0	0.0	--	0	0	0	0.0	--	0
10/27	Green Bay	0	0	0.0	--	0	2	8	4.0	6	0	1	20	20.0	20	0
11/03	at Philadelphia	1	5	5.0	5	0	0	0	0.0	--	0	1	10	10.0	10	0
11/10	Minnesota	2	16	8.0	9	0	0	0	0.0	--	0	0	0	0.0	--	0
11/17	at Detroit	1	3	3.0	3	0	ON INACTIVE LIST					0	0	0.0	--	0
12/01	Houston	0	0	0.0	--	0	1	7	7.0	7	0	0	0	0.0	--	0
12/08	at Tennessee	0	0	0.0	--	0	1	7	7.0	7	0	0	0	0.0	--	0
12/15	N.Y. Jets	0	0	0.0	--	0	0	0	0.0	--	0	0	0	0.0	--	0
12/22	at Las Vegas	2	8	4.0	6	0	1	1	1.0	1	0	0	0	0.0	--	0
12/29	Tennessee	0	0	0.0	--	0	0	0	0.0	--	0	1	11	11.0	11	0
01/05	at Indianapolis															
TOTALS		11	63	5.7	11	0	6	51	8.5	28	0	3	41	13.7	20	0

RECEIVING:		JOSIAH DEGUARA					TREVOR LAWRENCE				
DATE	OPP.	NO.	YDS	AVG	LG	TD	NO.	YDS	AVG	LG	TD
09/08	at Miami	PRACTICE SQUAD					0	0	0.0	--	0
09/15	Cleveland	PRACTICE SQUAD					0	0	0.0	--	0
09/23	at Buffalo	PRACTICE SQUAD					0	0	0.0	--	0
09/29	at Houston	0	0	0.0	--	0	0	-5	0.0	-5	0
10/06	Indianapolis	1	2	2.0	2	0	0	0	0.0	--	0
10/13	at Chicago	0	0	0.0	--	0	0	0	0.0	--	0
10/20	New England	0	0	0.0	--	0	0	0	0.0	--	0
10/27	Green Bay	0	0	0.0	--	0	0	0	0.0	--	0
11/03	at Philadelphia	0	0	0.0	--	0	0	0	0.0	--	0
11/10	Minnesota	0	0	0.0	--	0	ON INACTIVE LIST				
11/17	at Detroit	0	0	0.0	--	0	ON INACTIVE LIST				
12/01	Houston	0	0	0.0	--	0	0	0	0.0	--	0
12/08	at Tennessee	0	0	0.0	--	0	INJURED RESERVE				
12/15	N.Y. Jets	0	0	0.0	--	0	INJURED RESERVE				
12/22	at Las Vegas	1	4	4.0	4	0	INJURED RESERVE				
12/29	Tennessee	0	0	0.0	--	0	INJURED RESERVE				
01/05	at Indianapolis										
TOTALS		2	6	3.0	4	0	0	-5	0.0	-5	0



2024 GAME-BY-GAME TEAM OFFENSE

2024 REGULAR SEASON JAGUARS GAME-BY-GAME OFFENSE																		
	09/08	09/15	09/23	09/29	10/06	10/13	10/20	10/27	11/03	11/10	11/17	12/01	12/08	12/15	12/22	12/29	01/05	Totals
	@ MIA	@ CLE	@ BUF	@ HOU	IND	@ CHI	NE	GB	@ PHI	MIN	@ DET	HOU	@ TEN	NYJ	@ LV	TEN	@ IND	
FIRST DOWNS																		
Total	17	18	19	17	20	17	23	19	14	10	10	19	16	27	15	18		279
Rushing	7	7	7	5	6	3	13	5	4	4	2	5	5	10	5	9		97
Passing	8	9	10	11	13	14	9	14	9	5	7	13	11	13	9	9		164
Penalty	2	2	2	1	1	0	1	0	1	1	1	1	0	4	1	0		18
THIRD DOWNS																		
Attempts	10	9	13	12	10	15	10	9	10	11	10	15	13	15	15	13		190
Converted	2	3	2	4	3	7	6	1	3	5	2	5	6	8	6	8		71
Percentage	20.0%	33.3%	15.4%	33.3%	30.0%	46.7%	60.0%	11.1%	30.0%	45.5%	20.0%	33.3%	46.2%	53.3%	40.0%	61.5%		37.4%
FOURTH DOWNS																		
Attempts	1	0	8	1	2	2	1	1	2	0	2	2	1	0	2	0		25
Converted	0	0	4	0	1	2	0	1	1	0	1	2	1	0	1	0		14
Percentage	0.0%	0	50.0%	0.0%	50.0%	100.0%	0.0%	100.0%	50.0%	0	50.0%	100.0%	100.0%	0	50.0%	0		56.0%
TOT. OFFENSE																		
Net Yards	267	323	239	313	497	278	364	390	215	143	170	373	291	421	308	295		4,887
Plays	50	55	68	58	57	60	59	56	51	43	47	67	58	77	61	57		924
Avg./Play	5.3	5.9	3.5	5.4	8.7	4.6	6.2	7.0	4.2	3.3	3.6	5.6	5.0	5.5	5.0	5.2		5.3
RUSHING																		
Net Yards	128	127	92	158	126	68	171	91	60	56	41	97	71	136	72	122		1,616
Rush. Att.	26	21	17	24	23	20	39	23	18	18	17	25	26	29	21	33		380
Avg./Att.	4.9	6.0	5.4	6.6	5.5	3.4	4.4	4.0	3.3	3.1	2.4	3.9	2.7	4.7	3.4	3.7		4.3
PASSING																		
Net Yards	139	196	147	155	371	210	193	299	155	87	129	276	220	285	236	173		3,271
Attempts	21	30	46	33	34	36	20	32	31	22	29	42	31	46	39	22		514
Completions	12	14	26	18	28	24	15	21	16	14	17	24	23	31	25	15		323
Intercepted	0	0	1	0	1	1	0	1	2	2	1	1	2	2	0	0		14
Gross Yards	162	220	200	169	371	240	193	308	169	111	138	276	220	294	247	174		3,492
Sacked	3.0	4.0	5.0	1.0	0.0	4.0	0.0	1.0	2.0	3.0	1.0	0.0	1.0	2.0	1.0	2.0		30.0
Yards Lost	23	24	53	14	0	30	0	9	14	24	9	0	0	9	11	1		221
ADVANCES																		
Rushes	26	21	17	24	23	20	39	23	18	18	17	25	26	29	21	33		380
Completions	12	14	26	18	28	24	15	21	16	14	17	24	23	31	25	15		323
Totals	38	35	43	42	51	44	54	44	34	32	34	49	49	60	46	48		703
Total Drives	11	10	10	12	12	10	8	12	11	10	9	10	9	10	12	8		164
PENALTIES																		
Number	8	6	7	6	3	8	4	8	4	3	6	4	5	8	8	7		95
Yards	71	52	45	44	25	43	24	59	17	25	40	30	39	106	60	50		730
FUMBLES																		
Number	2	1	1	1	2	2	0	2	1	1	0	1	0	1	3	0		18
Lost	1	0	1	0	1	1	0	1	1	1	0	0	0	0	2	0		9
PUNTING																		
Yards	311	156	109	253	102	193	70	298	238	274	267	191	198	94	275	130		3,159
Punts	6	3	2	5	2	4	2	5	5	5	5	4	4	2	7	3		64
Net Avg.	49.7	43.7	34.0	46.8	45.5	48.3	31.0	49.0	47.6	49.0	47.4	41.0	48.0	47.0	35.3	40.3		44.7
Gross Avg.	51.8	52.0	54.5	50.6	51.0	48.3	35.0	59.6	47.6	54.8	53.4	47.8	49.5	47.0	39.3	43.3		49.4
SCORING																		
Points	17	13	10	20	37	16	32	27	23	7	6	20	10	25	14	20		297
Q1	7	0	0	10	0	3	0	0	0	7	3	0	0	7	7	3		47
Q2	10	3	3	3	13	0	22	10	0	0	3	3	0	6	0	10		86
Q3	0	7	7	7	7	7	3	7	16	0	0	3	0	3	7	0		74
Q4	0	3	0	0	17	6	7	10	7	0	0	14	10	9	0	7		90
OT	0	0	0	0	0	0	0	0	0	0	0	0	0	0	0	0		0
TD Rushing	1	1	0	0	2	0	2	1	2	1	0	0	1	0	1	0		12
TD Passing	1	0	1	2	2	2	1	2	0	0	0	2	0	2	1	2		18
TD KO Returns	0	0	0	0	0	0	0	0	0	0	0	0	0	0	0	0		0
TD Punt Returns	0	0	0	0	0	0	1	0	0	0	0	0	0	0	0	0		1
TD Sp. Teams	0	0	0	0	0	0	0	0	0	0	0	0	0	0	0	0		0
TD Def. Returns	0	0	0	0	0	0	0	0	1	0	0	0	0	0	0	0		1
FG Attempts	1	3	1	2	3	1	1	2	0	0	2	3	1	4	0	2		26
FG Made	1	2	1	2	3	1	1	2	0	0	2	2	1	4	0	2		24
Safety	0	0	0	0	0	0	0	0	0	0	0	0	0	0	0	0		0
2-Pt Attempts	0	0	0	0	0	1	1	0	2	0	0	2	0	1	0	0		7
2-Pt Made	0	0	0	0	0	0	1	0	2	0	0	1	0	0	0	0		4
Time of Possession	26:50	25:37	28:20	26:43	28:28	29:20	33:15	25:51	21:48	17:41	20:54	27:43	28:16	34:24	25:42	29:20		430:12



2024 GAME-BY-GAME TEAM DEFENSE

2024 REGULAR SEASON JAGUARS GAME-BY-GAME DEFENSE																		
	09/08	09/15	09/23	09/29	10/06	10/13	10/20	10/27	11/03	11/10	11/17	12/01	12/08	12/15	12/22	12/29	01/05	Totals
	@ MIA	@ CLE	@ BUF	@ HOU	IND	@ CHI	NE	GB	@ PHI	MIN	@ DET	HOU	@ TEN	NYJ	@ LV	TEN	@ IND	
FIRST DOWNS																		
Total	18	17	25	26	25	25	17	22	21	28	38	20	17	22	21	23		365
Rushing	5	7	9	4	7	8	2	8	9	10	14	9	8	8	7	10		125
Passing	11	7	15	20	17	14	13	11	11	15	22	10	8	10	13	11		208
Penalty	2	3	1	2	1	3	2	3	1	3	2	1	1	4	1	2		32
THIRD DOWNS																		
Attempts	16	14	11	13	14	11	12	11	17	14	10	13	16	10	14	14		210
Converted	8	2	6	7	7	5	6	3	9	5	6	5	8	4	4	7		92
Percentage	50.0%	14.3%	54.5%	53.8%	50.0%	45.5%	50.0%	27.3%	52.9%	35.7%	60.0%	38.5%	50.0%	40.0%	28.6%	50.0%		43.8%
FOURTH DOWNS																		
Attempts	2	3	2	0	1	1	1	0	2	1	3	1	3	1	0	2		23
Converted	0	3	2	0	1	1	0	0	0	1	3	1	0	1	0	1		14
Percentage	0.0%	100.0%	100.0%	0	100.0%	100.0%	0.0%	0	0.0%	100.0%	100.0%	100.0%	0.0%	100.0%	0	50.0%		60.9%
TOT. OFFENSE																		
Net Yards	400	297	388	435	447	373	295	422	447	402	645	326	272	400	314	337		6,200
Plays	65	65	60	68	69	61	54	67	73	82	76	61	62	54	67	64		1,048
Avg./Play	6.2	4.6	6.5	6.4	6.5	6.1	5.5	6.3	6.1	4.9	8.5	5.3	4.4	7.4	4.7	5.3		5.9
RUSHING																		
Net Yards	81	125	122	101	99	152	38	170	237	169	196	108	126	125	69	159		2,077
Rush. Att.	25	29	29	26	20	29	15	39	46	43	43	25	28	23	27	30		477
Avg./Att.	3.2	4.3	4.2	3.9	5.0	5.2	2.5	4.4	5.2	3.9	4.6	4.3	4.5	5.4	2.6	5.3		4.4
PASSING																		
Net Yards	319	172	266	334	348	221	257	252	210	233	449	218	146	275	245	178		4,123
Attempts	37	34	31	40	45	29	37	27	24	38	33	34	32	30	38	31		540
Completions	23	22	24	27	34	23	26	18	18	24	27	22	19	16	24	19		366
Intercepted	0	0	0	0	0	1	0	1	0	3	0	0	0	0	0	1		6
Gross Yards	338	186	266	345	383	226	276	252	230	241	449	242	168	289	257	193		4,341
Sacked	3.0	2.0	0.0	2.0	4.0	3.0	2.0	1.0	3.0	1.0	0.0	2.0	2.0	1.0	2.0	3.0		31.0
Yards Lost	19	14	0	11	35	5	19	0	20	8	0	24	22	14	12	15		218
ADVANCES																		
Rushes	25	29	29	26	20	29	15	39	46	43	43	25	28	23	27	30		477
Completions	23	22	24	27	34	23	26	18	18	24	27	22	19	16	24	19		366
Totals	48	51	53	53	54	52	41	57	64	67	70	47	47	39	51	49		843
Total Drives	11	9	10	10	13	10	9	13	13	10	9	11	9	10	13	8		168
PENALTIES																		
Number	9	13	6	12	5	2	7	3	8	6	4	3	4	8	7	5		102
Yards	103	100	47	93	34	10	35	20	67	40	46	15	25	62	62	34		793
FUMBLES																		
Number	0	1	0	1	1	1	0	0	1	0	0	0	1	0	0	2		8
Lost	0	0	0	1	1	0	0	0	1	0	0	0	0	0	0	0		3
PUNTING																		
Yards	198	218	49	263	210	123	209	241	146	72	0	202	143	125	285	149		2,633
Punts	4	5	1	6	4	2	4	5	3	2	0	4	3	3	6	3		55
Net Avg.	48.8	38.0	49.0	43.5	35.5	48.0	28.3	44.8	45.0	36.0	0.0	44.3	45.0	37.7	41.3	40.0		41.3
Gross Avg.	49.5	43.6	49.0	43.8	52.5	61.5	52.3	48.2	48.7	36.0	0.0	50.5	47.7	41.7	47.5	49.7		47.9
SCORING																		
Points	20	18	47	24	34	35	16	30	28	12	52	23	6	32	19	13		409
Q1	0	7	13	7	7	0	7	0	7	3	7	0	3	7	0	0		68
Q2	7	6	21	10	3	14	3	13	9	0	21	6	0	0	13	3		129
Q3	7	3	3	0	0	7	0	7	6	3	14	10	3	10	0	7		80
Q4	6	2	10	7	24	14	6	10	6	6	10	7	0	15	6	3		132
OT	0	0	0	0	0	0	0	0	0	0	0	0	0	0	0	0		0
TD Rushing	1	1	2	1	1	1	0	2	2	0	3	1	0	1	2	0		18
TD Passing	1	0	4	2	3	4	2	1	2	0	4	1	0	3	0	1		28
TD KO Returns	0	0	0	0	0	0	0	0	0	0	0	0	0	0	0	0		0
TD Punt Returns	0	0	0	0	0	0	0	0	0	0	0	0	0	0	0	0		0
TD Sp. Teams	0	0	0	0	0	0	0	0	0	0	0	0	0	0	0	0		0
TD Def. Returns	0	0	0	0	0	0	0	0	0	0	0	0	0	0	0	0		0
FG Attempts	3	3	2	1	2	1	1	3	2	4	1	3	2	2	3	2		35
FG Made	2	3	2	1	2	0	1	3	1	4	1	3	2	1	2	2		30
Safety	0	1	0	0	0	0	0	0	0	0	0	0	0	0	0	0		1
2-Pt Attempts	0	0	0	0	0	0	1	0	3	0	0	0	0	1	1	0		6
2-Pt Made	0	0	0	0	0	0	0	0	0	0	0	0	0	1	0	0		1
Time of Possession	33:10	34:23	31:40	33:17	31:32	30:40	26:45	34:09	38:12	42:19	39:06	32:17	31:44	25:36	34:18	30:40		529:48



2024 THIRD DOWN EFFICIENCY

JAGUARS												
Date	Opponent	3rd & 1	3rd & 2	3rd & 3	3rd & 4	3rd & 5	3rd & 6	3rd & 7	3rd & 8	3rd & 9	3rd & 10+	Total
09/08	at Miami	0 / 1	0 / 0	0 / 0	0 / 0	0 / 3	0 / 0	0 / 0	1 / 1	0 / 1	1 / 4	2 / 10
09/15	Cleveland	1 / 1	0 / 0	0 / 0	0 / 1	0 / 1	0 / 0	1 / 3	0 / 1	0 / 0	1 / 2	3 / 9
09/23	at Buffalo	0 / 1	1 / 3	1 / 1	0 / 0	0 / 0	0 / 1	0 / 0	0 / 1	0 / 2	0 / 4	2 / 13
09/29	at Houston	0 / 2	0 / 0	1 / 1	2 / 3	0 / 1	0 / 0	0 / 0	0 / 0	0 / 2	1 / 3	4 / 12
10/06	Indianapolis	1 / 2	0 / 1	0 / 0	1 / 1	0 / 0	1 / 2	0 / 0	0 / 0	0 / 1	0 / 3	3 / 10
10/13	at Chicago	0 / 1	2 / 2	0 / 1	1 / 2	2 / 3	1 / 1	1 / 1	0 / 1	0 / 0	0 / 3	7 / 15
10/20	New England	1 / 1	1 / 2	0 / 1	2 / 2	0 / 0	1 / 2	0 / 1	1 / 1	0 / 0	0 / 0	6 / 10
10/27	Green Bay	0 / 1	0 / 2	0 / 1	0 / 1	1 / 1	0 / 0	0 / 1	0 / 1	0 / 0	0 / 1	1 / 9
11/03	at Philadelphia	1 / 2	0 / 0	0 / 1	0 / 1	0 / 4	0 / 0	1 / 1	0 / 0	0 / 0	1 / 1	3 / 10
11/10	Minnesota	1 / 2	0 / 0	0 / 0	2 / 2	0 / 0	1 / 1	0 / 0	0 / 1	1 / 1	0 / 4	5 / 11
11/17	at Detroit	0 / 1	1 / 1	0 / 0	0 / 1	1 / 1	0 / 0	0 / 2	0 / 1	0 / 1	0 / 2	2 / 10
12/01	Houston	1 / 1	0 / 0	1 / 4	0 / 0	1 / 2	0 / 0	0 / 0	0 / 1	0 / 1	2 / 6	5 / 15
12/08	at Tennessee	1 / 1	1 / 1	1 / 2	1 / 2	0 / 0	0 / 1	0 / 0	0 / 1	0 / 1	2 / 4	6 / 13
12/15	N.Y. Jets	2 / 3	2 / 2	0 / 0	1 / 1	0 / 1	1 / 1	1 / 2	0 / 0	0 / 0	1 / 5	8 / 15
12/22	at Las Vegas	1 / 2	0 / 0	1 / 1	1 / 1	0 / 1	1 / 1	0 / 0	1 / 3	1 / 1	0 / 5	6 / 15
12/29	Tennessee	4 / 4	2 / 2	0 / 0	0 / 1	0 / 0	0 / 1	1 / 1	0 / 1	0 / 0	1 / 3	8 / 13
01/05	at Indianapolis	--	--	--	--	--	--	--	--	--	--	--
TOTALS		14 / 26	10 / 16	5 / 13	11 / 19	5 / 18	6 / 11	5 / 12	3 / 14	2 / 11	10 / 50	71 / 190
		53.8%	62.5%	38.5%	57.9%	27.8%	54.5%	41.7%	21.4%	18.2%	20.0%	37.4%

OPPONENT												
Date	Opponent	3rd & 1	3rd & 2	3rd & 3	3rd & 4	3rd & 5	3rd & 6	3rd & 7	3rd & 8	3rd & 9	3rd & 10+	Total
09/08	at Miami	3 / 3	1 / 1	1 / 3	0 / 0	1 / 1	0 / 0	0 / 0	1 / 2	0 / 0	1 / 6	8 / 16
09/15	Cleveland	0 / 0	0 / 0	0 / 3	0 / 0	1 / 1	0 / 2	0 / 0	1 / 1	0 / 0	0 / 7	2 / 14
09/23	at Buffalo	1 / 2	0 / 0	1 / 1	0 / 0	1 / 2	1 / 2	0 / 2	0 / 0	1 / 1	1 / 1	6 / 11
09/29	at Houston	0 / 0	1 / 1	2 / 2	1 / 1	0 / 0	0 / 1	1 / 2	1 / 1	0 / 0	1 / 5	7 / 13
10/06	Indianapolis	1 / 2	0 / 0	2 / 2	1 / 1	0 / 1	1 / 2	0 / 2	1 / 1	0 / 1	1 / 2	7 / 14
10/13	at Chicago	0 / 1	0 / 0	0 / 0	0 / 0	2 / 3	1 / 2	0 / 2	1 / 1	1 / 1	0 / 1	5 / 11
10/20	New England	0 / 0	0 / 0	2 / 2	1 / 1	0 / 0	0 / 1	0 / 1	1 / 1	0 / 0	2 / 6	6 / 12
10/27	Green Bay	1 / 1	0 / 0	0 / 0	1 / 1	1 / 3	0 / 1	0 / 1	0 / 0	0 / 2	0 / 2	3 / 11
11/03	at Philadelphia	1 / 2	0 / 1	1 / 1	1 / 2	0 / 0	2 / 5	1 / 1	0 / 0	1 / 1	2 / 4	9 / 17
11/10	Minnesota	0 / 1	0 / 1	2 / 2	0 / 1	1 / 1	0 / 1	2 / 5	0 / 0	0 / 0	0 / 2	5 / 14
11/17	at Detroit	0 / 1	0 / 0	2 / 4	2 / 2	0 / 0	0 / 1	1 / 1	0 / 0	1 / 1	0 / 0	6 / 10
12/01	Houston	2 / 2	0 / 1	0 / 1	2 / 2	0 / 0	0 / 0	0 / 1	0 / 1	0 / 0	1 / 5	5 / 13
12/08	at Tennessee	4 / 4	0 / 1	1 / 2	2 / 3	0 / 1	1 / 2	0 / 0	0 / 0	0 / 0	0 / 3	8 / 16
12/15	N.Y. Jets	0 / 0	0 / 0	0 / 0	1 / 1	2 / 3	0 / 2	0 / 0	0 / 1	0 / 1	1 / 2	4 / 10
12/22	at Las Vegas	1 / 1	0 / 0	1 / 1	2 / 2	0 / 2	0 / 2	0 / 0	0 / 0	0 / 0	0 / 6	4 / 14
12/29	Tennessee	1 / 1	3 / 3	0 / 0	2 / 2	0 / 0	0 / 0	0 / 0	1 / 1	0 / 1	0 / 6	7 / 14
01/05	at Indianapolis	--	--	--	--	--	--	--	--	--	--	--
TOTALS		15 / 21	5 / 9	15 / 24	16 / 19	9 / 18	6 / 24	5 / 18	7 / 10	4 / 9	10 / 58	92 / 210
		71.4%	55.6%	62.5%	84.2%	50.0%	25.0%	27.8%	70.0%	44.4%	17.2%	43.8%



2024 FOURTH DOWN EFFICIENCY

Date	Opponent	JAGUARS						OPPONENT					
		4th & 1	4th & 2	4th & 3	4th & 4	4th & 5+	Total	4th & 1	4th & 2	4th & 3	4th & 4	4th & 5+	Total
09/08	at Miami	0 / 1	0 / 0	0 / 0	0 / 0	0 / 0	0 / 1	0 / 0	0 / 0	0 / 1	0 / 0	0 / 1	0 / 2
09/15	Cleveland	0 / 0	0 / 0	0 / 0	0 / 0	0 / 0	0 / 0	3 / 3	0 / 0	0 / 0	0 / 0	0 / 0	3 / 3
09/23	at Buffalo	4 / 4	0 / 1	0 / 0	0 / 0	0 / 3	4 / 8	1 / 1	0 / 0	1 / 1	0 / 0	0 / 0	2 / 2
09/29	at Houston	0 / 1	0 / 0	0 / 0	0 / 0	0 / 0	0 / 1	0 / 0	0 / 0	0 / 0	0 / 0	0 / 0	0 / 0
10/06	Indianapolis	1 / 1	0 / 1	0 / 0	0 / 0	0 / 0	1 / 2	1 / 1	0 / 0	0 / 0	0 / 0	0 / 0	1 / 1
10/13	at Chicago	1 / 1	0 / 0	0 / 0	0 / 0	1 / 1	2 / 2	0 / 0	0 / 0	1 / 1	0 / 0	0 / 0	1 / 1
10/20	New England	0 / 1	0 / 0	0 / 0	0 / 0	0 / 0	0 / 1	0 / 0	0 / 0	0 / 0	0 / 0	0 / 1	0 / 1
10/27	Green Bay	1 / 1	0 / 0	0 / 0	0 / 0	0 / 0	1 / 1	0 / 0	0 / 0	0 / 0	0 / 0	0 / 0	0 / 0
11/03	at Philadelphia	0 / 1	0 / 0	0 / 0	0 / 0	1 / 1	1 / 2	0 / 1	0 / 0	0 / 1	0 / 0	0 / 0	0 / 2
11/10	Minnesota	0 / 0	0 / 0	0 / 0	0 / 0	0 / 0	0 / 0	1 / 1	0 / 0	0 / 0	0 / 0	0 / 0	1 / 1
11/17	at Detroit	1 / 1	0 / 0	0 / 0	0 / 0	0 / 1	1 / 2	1 / 1	2 / 2	0 / 0	0 / 0	0 / 0	3 / 3
12/01	Houston	0 / 0	1 / 1	0 / 0	0 / 0	1 / 1	2 / 2	0 / 0	1 / 1	0 / 0	0 / 0	0 / 0	1 / 1
12/08	at Tennessee	0 / 0	1 / 1	0 / 0	0 / 0	0 / 0	1 / 1	0 / 0	0 / 1	0 / 1	0 / 0	0 / 1	0 / 3
12/15	N.Y. Jets	0 / 0	0 / 0	0 / 0	0 / 0	0 / 0	0 / 0	0 / 0	0 / 0	0 / 0	0 / 0	1 / 1	1 / 1
12/22	at Las Vegas	1 / 1	0 / 0	0 / 0	0 / 0	0 / 1	1 / 2	0 / 0	0 / 0	0 / 0	0 / 0	0 / 0	0 / 0
12/29	Tennessee	0 / 0	0 / 0	0 / 0	0 / 0	0 / 0	0 / 0	0 / 0	0 / 0	1 / 1	0 / 0	0 / 1	1 / 2
01/05	at Indianapolis	--	--	--	--	--	--	--	--	--	--	--	--
TOTALS		9 / 13	2 / 4	0 / 0	0 / 0	3 / 8	14 / 25	7 / 8	3 / 4	3 / 6	0 / 0	1 / 5	14 / 23
		69.2%	50.0%	0.0%	0.0%	37.5%	56.0%	87.5%	75.0%	50.0%	0.0%	20.0%	60.9%



2024 GAME SUMMARIES



WEEK 1



65,582 ■ Hard Rock Stadium ■ Sep 8, 2024

Jacksonville Jaguars 7 10 0 0 – 17
 Miami Dolphins 0 7 7 6 – 20

SCORING DRIVES

TEAM	QTR	TIME	SCORING PLAY	JAX	MIA
Jaguars	1	04:31	T.Etienne 1 yd. run (C.Little kick) (6-96, 3:18)	7	0
Jaguars	2	06:21	B.Thomas 14 yd. pass from T.Lawrence (C.Little kick) (8-55, 5:31)	14	0
Dolphins	2	01:04	D.Achane 1 yd. run (J.Sanders kick) (12-70, 5:17)	14	7
Jaguars	2	00:00	C.Little 53 yd. Field Goal (6-43, 1:04)	17	7
Dolphins	3	02:08	T.Hill 80 yd. pass from T.Tagovailoa (J.Sanders kick) (1-80, 0:11)	17	14
Dolphins	4	04:22	J.Sanders 37 yd. Field Goal (12-73, 6:44)	17	17
Dolphins	4	00:00	J.Sanders 52 yd. Field Goal (8-31, 2:09)	17	20

JACKSONVILLE JAGUARS

PASSING	ATT	CP	YDS	SK/YD	TD	LG	INT	RTG
Trevor Lawrence	21	12	162	3/23	1	30	0	97.7
TOTAL	21	12	162	3/23	1	30	0	97.7

RUSHING	ATT	YDS	AVG	LG	TD
Tank Bigsby	12	73	6.1	26	0
Travis Etienne Jr.	12	44	3.7	11	1
Trevor Lawrence	1	8	8.0	8	0
Devin Duvernay	1	3	3.0	3	0
TOTAL	26	128	4.9	26	1

RECEIVING	NO	YDS	AVG	LG	TD
Brian Thomas Jr.	4	47	11.8	18	1
Gabe Davis	3	62	20.7	22	0
Travis Etienne Jr.	2	15	7.5	12	0
Christian Kirk	1	30	30.0	30	0
Evan Engram	1	5	5.0	5	0
Parker Washington	1	3	3.0	3	0
TOTAL	12	162	13.5	30	1

TOP DEFENSE	TOT	SOLO	AST	SCK	YDS	INT
Foyesade Oluokun	11	9	2	0.0	0.0	0
Devin Lloyd	9	7	2	0.0	0.0	0
Antonio Johnson	9	5	4	0.0	0.0	0

FIELD GOALS	FGM/FGA	PERCENT	RESULTS
Cam Little	1-1	100.0	53G
TOTAL	1-1	100.0	

MIAMI DOLPHINS

PASSING	ATT	CP	YDS	SK/YD	TD	LG	INT	RTG
Tua Tagovailoa	37	23	338	3/19	1	80t	0	101.0
TOTAL	37	23	338	3/19	1	80T	0	101.0

RUSHING	ATT	YDS	AVG	LG	TD
Jeff Wilson Jr.	5	26	5.2	14	0
De'Von Achane	10	24	2.4	9	1
Tua Tagovailoa	1	11	11.0	11	0
Raheem Mostert	6	9	1.5	6	0
Alec Ingold	2	8	4.0	6	0
Jaylen Waddle	1	3	3.0	3	0
TOTAL	25	81	3.2	14	1

RECEIVING	NO	YDS	AVG	LG	TD
Tyreek Hill	7	130	18.6	80t	1
De'Von Achane	7	76	10.9	39	0
Jaylen Waddle	5	109	21.8	63	0
Raheem Mostert	2	10	5.0	7	0
Jonnu Smith	1	7	7.0	7	0
Julian Hill	1	6	6.0	6	0
TOTAL	23	338	14.7	80T	1

TOP DEFENSE	TOT	SOLO	AST	SCK	YDS	INT
David Long Jr.	8	7	1	0.0	0.0	0
Kendall Fuller	6	4	2	0.0	0.0	0
Jordan Poyer	6	3	3	0.0	0.0	0

FIELD GOALS	FGM/FGA	PERCENT	RESULTS
Jason Sanders	2-3	66.7	42WL, 37G, 52G
TOTAL	2-3	66.0	

Team Statistics

	Jaguars	Dolphins
First Downs	17	18
3rd-Down Eff. (Made/Att/Pct)	2/10/20%	8/16/50%
4th-Down Eff. (Made/Att/Pct)	0/1/0%	0/2/0%
Total Net Yards	267	400
Total Plays	50	65
Yards Per Play	5.3	6.2
Rushes/Net Yards	26/128	25/81
Net Passing	139	319
Pass Attempts/Completions	21/12	37/23
Had Intercepted	0	0
Sacked/Yards Lost	3/23	3/19
Punts/Average	6/51.8	4/49.5
Penalties/Yards	8/71	9/103
Fumbles/Lost	2/1	0/0
Possession Time	26:50	33:10



2024 GAME SUMMARIES



WEEK 2



60,105 ■ EverBank Stadium ■ Sep 15, 2024

Cleveland Browns 7 6 3 2 - 18
 Jacksonville Jaguars 0 3 7 3 - 13

SCORING DRIVES

TEAM	QTR	TIME	SCORING PLAY	CLE	JAX
Browns	1	02:29	D.Watson 1 yd. run (D.Hopkins kick) (16-89, 9:14)	7	0
Browns	2	09:52	D.Hopkins 53 yd. Field Goal (12-41, 6:35)	10	0
Jaguars	2	04:44	C.Little 22 yd. Field Goal (11-66, 5:08)	10	3
Browns	2	00:27	D.Hopkins 38 yd. Field Goal (8-52, 4:17)	13	3
Browns	3	10:20	D.Hopkins 44 yd. Field Goal (6-23, 2:16)	16	3
Jaguars	3	01:11	T.Etienne 4 yd. run (C.Little kick) (3-72, 1:18)	16	10
Jaguars	4	07:32	C.Little 25 yd. Field Goal (13-83, 6:42)	16	13
Browns	4	01:44	T.Lawrence sacked in end zone by A.Wright for a Safety	18	13

JACKSONVILLE JAGUARS

PASSING	ATT	CP	YDS	SK/YD	TD	LG	INT	RTG
Trevor Lawrence	30	14	220	4/24	0	66	0	71.5
TOTAL	30	14	220	4/24	0	66	0	71.5

RUSHING	ATT	YDS	AVG	LG	TD
Travis Etienne Jr.	13	52	4.0	20	1
Trevor Lawrence	2	45	22.5	33	0
D'Ernest Johnson	5	26	5.2	9	0
Devin Duvernay	1	4	4.0	4	0
TOTAL	21	127	6.0	33	1

RECEIVING	NO	YDS	AVG	LG	TD
Brenton Strange	3	65	21.7	30	0
Gabe Davis	3	43	14.3	22	0
Travis Etienne Jr.	3	6	2.0	8	0
Brian Thomas Jr.	2	94	47.0	66	0
Luke Farrell	2	13	6.5	7	0
Christian Kirk	1	-1	-1.0	-1	0
TOTAL	14	220	15.7	66	0

TOP DEFENSE	TOT	SOLO	AST	SCK	YDS	INT
Montaric Brown	11	11	0	0.0	0.0	0
Devin Lloyd	8	5	3	0.0	0.0	0
Foyesade Oluokun	8	2	6	1.0	9.0	0

FIELD GOALS	FGM/FGA	PERCENT	RESULTS
Cam Little	2-3	66.7	22G, 43RU, 25G
TOTAL	2-3	66.0	

CLEVELAND BROWNS

PASSING	ATT	CP	YDS	SK/YD	TD	LG	INT	RTG
Deshaun Watson	34	22	186	2/14	0	30	0	78.8
TOTAL	34	22	186	2/14	0	30	0	78.8

RUSHING	ATT	YDS	AVG	LG	TD
Jerome Ford	7	64	9.1	36	0
D'Onta Foreman	14	42	3.0	9	0
Deshaun Watson	5	20	4.0	9	1
Jameis Winston	2	4	2.0	2	0
Pierre Strong Jr.	1	-5	-5.0	-5	0
TOTAL	29	125	4.3	36	1

RECEIVING	NO	YDS	AVG	LG	TD
Elijah Moore	6	44	7.3	22	0
Jerry Jeudy	5	73	14.6	30	0
David Bell	3	27	9.0	12	0
Amari Cooper	3	11	3.7	7	0
Jordan Akins	1	10	10.0	10	0
Pierre Strong Jr.	1	10	10.0	10	0
D'Onta Foreman	1	9	9.0	9	0
Cedric Tillman	1	2	2.0	2	0
Jerome Ford	1	0	0.0	0	0
TOTAL	22	186	8.5	30	0

TOP DEFENSE	TOT	SOLO	AST	SCK	YDS	INT
Jeremiah Owusu-Koramoah	7	6	1	0.0	0.0	0
Grant Delpit	6	5	1	0.0	0.0	0
Myles Garrett	3	3	0	1.0	9.0	0

FIELD GOALS	FGM/FGA	PERCENT	RESULTS
Dustin Hopkins	3-3	100.0	53G, 38G, 44G
TOTAL	3-3	100.0	

Team Statistics

	Browns	Jaguars
First Downs	17	18
3rd-Down Eff. (Made/Att/Pct)	2/14/14%	3/9/33%
4th-Down Eff. (Made/Att/Pct)	3/3/100%	0/0/0%
Total Net Yards	297	323
Total Plays	65	55
Yards Per Play	4.6	5.9
Rushes/Net Yards	29/125	21/127
Net Passing	172	196
Pass Attempts/Completions	34/22	30/14
Had Intercepted	0	0
Sacked/Yards Lost	2/14	4/24
Punts/Average	5/43.6	3/52.0
Penalties/Yards	13/100	6/52
Fumbles/Lost	1/0	1/0
Possession Time	34:23	25:37



2024 GAME SUMMARIES



WEEK 3



70,316 ■ Highmark Stadium ■ Sep 23, 2024

Jacksonville Jaguars 0 3 7 0 - 10
 Buffalo Bills 13 21 3 10 - 47

SCORING DRIVES

TEAM	QTR	TIME	SCORING PLAY	JAX	BUF
Bills	1	09:34	J.Cook 6 yd. run (kick blocked) (10-70, 5:26)	0	6
Bills	1	03:25	D.Kincaid 6 yd. pass from J.Allen (T.Bass kick) (11-65, 5:12)	0	13
Jaguars	2	10:39	C.Little 41 yd. Field Goal (14-47, 7:46)	3	13
Bills	2	06:19	K.Coleman 24 yd. pass from J.Allen (T.Bass kick) (8-68, 4:20)	3	20
Bills	2	02:04	K.Shakir 27 yd. pass from J.Allen (T.Bass kick) (5-41, 2:09)	3	27
Bills	2	00:19	Ty.Johnson 16 yd. pass from J.Allen (T.Bass kick) (5-64, 0:53)	3	34
Jaguars	3	11:15	B.Strange 6 yd. pass from T.Lawrence (C.Little kick) (8-70, 3:45)	10	34
Bills	3	05:03	T.Bass 27 yd. Field Goal (11-61, 6:12)	10	37
Bills	4	07:45	T.Bass 43 yd. Field Goal (4-7, 2:13)	10	40
Bills	4	04:04	R.Davis 3 yd. run (T.Bass kick) (4-21, 2:17)	10	47

JACKSONVILLE JAGUARS

PASSING	ATT	CP	YDS	SK/YD	TD	LG	INT	RTG
Trevor Lawrence	38	21	178	4/36	1	24	1	65.5
Mac Jones	8	5	22	1/17	0	9	0	66.7
TOTAL	46	26	200	5/53	1	24	1	65.5

RUSHING	ATT	YDS	AVG	LG	TD
Travis Etienne Jr.	11	68	6.2	22	0
D'Ernest Johnson	2	12	6.0	11	0
Tank Bigsby	2	9	4.5	7	0
Trevor Lawrence	2	3	1.5	2	0
TOTAL	17	92	5.4	22	0

RECEIVING	NO	YDS	AVG	LG	TD
Christian Kirk	8	79	9.9	24	0
Brian Thomas Jr.	5	48	9.6	16	0
Travis Etienne Jr.	4	17	4.3	8	0
Gabe Davis	2	18	9.0	13	0
Parker Washington	2	18	9.0	12	0
Brenton Strange	2	12	6.0	6t	1
Josiah Deguara	1	8	8.0	8	0
Luke Farrell	1	1	1.0	1	0
Devin Duvernay	1	-1	-1.0	-1	0
TOTAL	26	200	7.7	24	1

TOP DEFENSE	TOT	SOLO	AST	SCK	YDS	INT
Montaric Brown	7	4	3	0.0	0.0	0
Chad Muma	7	2	5	0.0	0.0	0
Antonio Johnson	6	5	1	0.0	0.0	0

FIELD GOALS	FGM/FGA	PERCENT	RESULTS
Cam Little	1-1	100.0	41G
TOTAL	1-1	100.0	

BUFFALO BILLS

PASSING	ATT	CP	YDS	SK/YD	TD	LG	INT	RTG
Josh Allen	30	23	263	0/0	4	28	0	142.1
Mitchell Trubisky	1	1	3	0/0	0	3	0	79.2
TOTAL	31	24	266	0/0	4	28	0	141.9

RUSHING	ATT	YDS	AVG	LG	TD
Josh Allen	6	44	7.3	13	0
James Cook	11	39	3.5	13	1
Ray Davis	7	22	3.1	10	1
Ty Johnson	3	18	6.0	18	0
Curtis Samuel	1	0	0.0	0	0
Mitchell Trubisky	1	-1	-1.0	-1	0
TOTAL	29	122	4.2	18	2

RECEIVING	NO	YDS	AVG	LG	TD
Khalil Shakir	6	72	12.0	27t	1
James Cook	4	48	12.0	19	0
Dalton Kincaid	3	41	13.7	28	1
Ty Johnson	3	28	9.3	16t	1
Curtis Samuel	3	22	7.3	10	0
Keon Coleman	1	24	24.0	24t	1
Mack Hollins	1	16	16.0	16	0
Dawson Knox	1	7	7.0	7	0
Marquez Valdes-Scantling	1	7	7.0	7	0
Ray Davis	1	1	1.0	1	0
TOTAL	24	266	11.1	28	4

TOP DEFENSE	TOT	SOLO	AST	SCK	YDS	INT
Dorian Williams	10	7	3	0.0	0.0	0
Cam Lewis	8	5	3	0.0	0.0	0
Baylon Spector	6	3	3	0.0	0.0	0

FIELD GOALS	FGM/FGA	PERCENT	RESULTS
Tyler Bass	2-2	100.0	27G, 43G
TOTAL	2-2	100.0	

Team Statistics

	Jaguars	Bills
First Downs	19	25
3rd-Down Eff. (Made/Att/Pct)	2/13/15%	6/11/55%
4th-Down Eff. (Made/Att/Pct)	4/8/50%	2/2/100%
Total Net Yards	239	388
Total Plays	68	60
Yards Per Play	3.5	6.5
Rushes/Net Yards	17/92	29/122
Net Passing	147	266
Pass Attempts/Completions	46/26	31/24
Had Intercepted	1	0
Sacked/Yards Lost	5/53	0/0
Punts/Average	2/54.5	1/49.0
Penalties/Yards	7/45	6/47
Fumbles/Lost	1/1	0/0
Possession Time	28:20	31:40



2024 GAME SUMMARIES



WEEK 4

71,115 ■ NRG Stadium ■ Sep 29, 2024



Jacksonville Jaguars 10 3 7 0 - 20
 Houston Texans 7 10 0 7 - 24

SCORING DRIVES

TEAM	QTR	TIME	SCORING PLAY	JAX	HOU
Jaguars	1	12:44	B.Thomas 2 yd. pass from T.Lawrence (C.Little kick) (1-2, 0:04)	7	0
Texans	1	07:23	S.Diggs 6 yd. run (K.Fairbairn kick) (9-70, 5:21)	7	7
Jaguars	1	02:41	C.Little 41 yd. Field Goal (9-54, 4:42)	10	7
Texans	2	07:19	N.Collins 3 yd. pass from C.Stroud (K.Fairbairn kick) (12-74, 7:27)	10	14
Jaguars	2	03:49	C.Little 52 yd. Field Goal (7-39, 3:30)	13	14
Texans	2	00:03	K.Fairbairn 30 yd. Field Goal (11-59, 3:46)	13	17
Jaguars	3	06:16	C.Kirk 8 yd. pass from T.Lawrence (C.Little kick) (7-74, 4:00)	20	17
Texans	4	00:18	D.Ogunbowale 1 yd. pass from C.Stroud (K.Fairbairn kick) (9-69, 2:36)	20	24

JACKSONVILLE JAGUARS

PASSING	ATT	CP	YDS	SK/YD	TD	LG	INT	RTG
Trevor Lawrence	33	18	169	1/14	2	32	0	89.1
TOTAL	33	18	169	1/14	2	32	0	89.1

RUSHING	ATT	YDS	AVG	LG	TD
Tank Bigsby	7	90	12.9	58	0
Travis Etienne Jr.	11	50	4.5	13	0
Brian Thomas Jr.	1	13	13.0	13	0
Trevor Lawrence	3	5	1.7	6	0
D'Ernest Johnson	2	0	0.0	1	0
TOTAL	24	158	6.6	58	0

RECEIVING	NO	YDS	AVG	LG	TD
Christian Kirk	7	61	8.7	20	1
Brian Thomas Jr.	6	86	14.3	32	1
Brenton Strange	3	19	6.3	11	0
Travis Etienne Jr.	1	10	10.0	10	0
Gabe Davis	1	-2	-2.0	5	0
TOTAL	18	169	9.4	32	2

TOP DEFENSE	TOT	SOLO	AST	SCK	YDS	INT
Ventrell Miller	10	7	3	0.0	0.0	0
Montaric Brown	8	5	3	0.0	0.0	0
Chad Muma	8	3	5	0.0	0.0	0

FIELD GOALS	FGM/FGA	PERCENT	RESULTS
Cam Little	2-2	100.0	41G, 52G
TOTAL	2-2	100.0	

HOUSTON TEXANS

PASSING	ATT	CP	YDS	SK/YD	TD	LG	INT	RTG
C.J. Stroud	40	27	345	2/11	2	31	0	110.9
TOTAL	40	27	345	2/11	2	31	0	110.9

RUSHING	ATT	YDS	AVG	LG	TD
Cam Akers	13	53	4.1	15	0
J.J. Taylor	6	18	3.0	7	0
C.J. Stroud	3	17	5.7	11	0
Dare Ogunbowale	2	7	3.5	6	0
Stefon Diggs	1	6	6.0	6t	1
Steven Sims	1	0	0.0	0	0
TOTAL	26	101	3.9	15	1

RECEIVING	NO	YDS	AVG	LG	TD
Nico Collins	12	151	12.6	26	1
Stefon Diggs	5	69	13.8	28	0
Dare Ogunbowale	4	47	11.8	31	1
Dalton Schultz	3	34	11.3	23	0
Cade Stover	1	27	27.0	27	0
Robert Woods	1	10	10.0	10	0
John Metchie III	1	7	7.0	7	0
TOTAL	27	345	12.8	31	2

TOP DEFENSE	TOT	SOLO	AST	SCK	YDS	INT
Kamari Lassiter	6	5	1	0.0	0.0	0
Henry To'oTo'o	6	3	3	0.0	0.0	0
Calen Bullock	5	3	2	0.0	0.0	0

FIELD GOALS	FGM/FGA	PERCENT	RESULTS
Ka'imi Fairbairn	1-1	100.0	30G
TOTAL	1-1	100.0	

Team Statistics

	Jaguars	Texans
First Downs	17	26
3rd-Down Eff. (Made/Att/Pct)	4/12/33%	7/13/54%
4th-Down Eff. (Made/Att/Pct)	0/1/0%	0/0/0%
Total Net Yards	313	435
Total Plays	58	68
Yards Per Play	5.4	6.4
Rushes/Net Yards	24/158	26/101
Net Passing	155	334
Pass Attempts/Completions	33/18	40/27
Had Intercepted	0	0
Sacked/Yards Lost	1/14	2/11
Punts/Average	5/50.6	6/43.8
Penalties/Yards	6/44	12/93
Fumbles/Lost	1/0	1/1
Possession Time	26:43	33:17



2024 GAME SUMMARIES



WEEK 5

60,214 ■ EverBank Stadium ■ Oct 6, 2024



Indianapolis Colts 7 3 0 24 - 34
 Jacksonville Jaguars 0 13 7 17 - 37

SCORING DRIVES

TEAM	QTR	TIME	SCORING PLAY	IND	JAX
Colts	1	08:49	M.Pittman 1 yd. pass from J.Flacco (M.Gay kick) (12-71, 6:11)	7	0
Jaguars	2	08:57	C.Little 23 yd. Field Goal (14-84, 7:46)	7	3
Jaguars	2	07:02	B.Thomas 85 yd. pass from T.Lawrence (C.Little kick) (1-85, 0:10)	7	10
Colts	2	01:44	M.Gay 30 yd. Field Goal (12-58, 5:18)	10	10
Jaguars	2	00:04	C.Little 30 yd. Field Goal (1-0, 0:02)	10	13
Jaguars	3	07:13	T.Bigsby 19 yd. run (C.Little kick) (1-19, 0:08)	10	20
Colts	4	14:54	M.Alie-Cox 18 yd. pass from J.Flacco (M.Gay kick) (15-70, 7:19)	17	20
Jaguars	4	09:59	B.Strange 4 yd. pass from T.Lawrence (C.Little kick) (7-70, 4:55)	17	27
Colts	4	06:00	M.Gay 37 yd. Field Goal (8-51, 3:59)	20	27
Jaguars	4	05:09	T.Bigsby 65 yd. run (C.Little kick) (2-70, 0:51)	20	34
Colts	4	04:27	T.Sermon 1 yd. run (M.Gay kick) (3-70, 0:42)	27	34
Colts	4	02:40	A.Pierce 65 yd. pass from J.Flacco (M.Gay kick) (2-77, 0:45)	34	34
Jaguars	4	00:17	C.Little 49 yd. Field Goal (8-39, 2:23)	34	37

JACKSONVILLE JAGUARS

PASSING	ATT	CP	YDS	SK/YD	TD	LG	INT	RTG
Trevor Lawrence	34	28	371	0/0	2	85t	1	119.5
TOTAL	34	28	371	0/0	2	85T	1	119.5

RUSHING	ATT	YDS	AVG	LG	TD
Tank Bigsby	13	101	7.8	65t	2
Travis Etienne Jr.	6	17	2.8	4	0
Trevor Lawrence	2	4	2.0	2	0
Devin Duvernay	1	3	3.0	3	0
D'Ernest Johnson	1	1	1.0	1	0
TOTAL	23	126	5.5	65T	2

RECEIVING	NO	YDS	AVG	LG	TD
Travis Etienne Jr.	6	43	7.2	14	0
Brian Thomas Jr.	5	122	24.4	85t	1
Christian Kirk	4	88	22.0	61	0
Brenton Strange	4	24	6.0	12	1
Gabe Davis	3	38	12.7	21	0
Luke Farrell	2	17	8.5	11	0
D'Ernest Johnson	2	9	4.5	9	0
Tank Bigsby	1	28	28.0	28	0
Josiah Deguara	1	2	2.0	2	0
TOTAL	28	371	13.3	85T	2

TOP DEFENSE	TOT	SOLO	AST	SCK	YDS	INT
Antonio Johnson	11	8	3	0.0	0.0	0
Montaric Brown	8	4	4	0.0	0.0	0
Andre Cisco	7	6	1	0.0	0.0	0

FIELD GOALS	FGM/FGA	PERCENT	RESULTS
Cam Little	3-3	100.0	23G, 30G, 49G
TOTAL	3-3	100.0	

INDIANAPOLIS COLTS

PASSING	ATT	CP	YDS	SK/YD	TD	LG	INT	RTG
Joe Flacco	44	33	359	4/35	3	65t	0	121.3
Adonai Mitchell	1	1	24	0/0	0	24	0	118.8
TOTAL	45	34	383	4/35	3	65T	0	122.7

RUSHING	ATT	YDS	AVG	LG	TD
Trey Sermon	10	38	3.8	17	1
Tyler Goodson	5	26	5.2	17	0
Joe Flacco	3	22	7.3	21	0
Ashton Dulin	1	9	9.0	9	0
Adonai Mitchell	1	4	4.0	4	0
TOTAL	20	99	5.0	21	1

RECEIVING	NO	YDS	AVG	LG	TD
Josh Downs	9	69	7.7	20	0
Trey Sermon	6	25	4.2	8	0
Michael Pittman Jr.	5	37	7.4	27	1
Adonai Mitchell	4	38	9.5	18	0
Alec Pierce	3	134	44.7	65t	1
Tyler Goodson	3	31	10.3	24	0
Mo Alie-Cox	2	37	18.5	19	1
Will Mallory	1	7	7.0	7	0
Drew Ogletree	1	5	5.0	5	0
TOTAL	34	383	11.3	65T	3

TOP DEFENSE	TOT	SOLO	AST	SCK	YDS	INT
Zaire Franklin	10	2	8	0.0	0.0	0
E.J. Speed	7	6	1	0.0	0.0	0
Jaylon Jones	6	5	1	0.0	0.0	0

FIELD GOALS	FGM/FGA	PERCENT	RESULTS
Matt Gay	2-2	100.0	30G, 37G
TOTAL	2-2	100.0	

Team Statistics

	Colts	Jaguars
First Downs	25	20
3rd-Down Eff. (Made/Att/Pct)	7/14/50%	3/10/30%
4th-Down Eff. (Made/Att/Pct)	1/1/100%	1/2/50%
Total Net Yards	447	497
Total Plays	69	57
Yards Per Play	6.5	8.7
Rushes/Net Yards	20/99	23/126
Net Passing	348	371
Pass Attempts/Completions	45/34	34/28
Had Intercepted	0	1
Sacked/Yards Lost	4/35	0/0
Punts/Average	4/52.5	2/51.0
Penalties/Yards	5/34	3/25
Fumbles/Lost	1/1	2/1
Possession Time	31:32	28:28



2024 GAME SUMMARIES



WEEK 6



61,182 ■ Tottenham Hotspur Stadium ■ Oct 13, 2024

Jacksonville Jaguars 3 0 7 6 - 16
 Chicago Bears 0 14 7 14 - 35

SCORING DRIVES

TEAM	QTR	TIME	SCORING PLAY	JAX	CHI
Jaguars	1	04:37	C.Little 30 yd. Field Goal (14-67, 8:12)	3	0
Bears	2	11:07	C.Kmet 31 yd. pass from C.Williams (C.Santos kick) (7-81, 3:46)	3	7
Bears	2	00:13	C.Kmet 2 yd. pass from C.Williams (C.Santos kick) (10-85, 2:55)	3	14
Bears	3	11:22	K.Allen 9 yd. pass from C.Williams (C.Santos kick) (7-41, 3:18)	3	21
Jaguars	3	06:02	G.Davis 21 yd. pass from T.Lawrence (C.Little kick) (11-70, 5:20)	10	21
Bears	4	14:56	K.Allen 3 yd. pass from C.Williams (C.Santos kick) (10-70, 6:06)	10	28
Bears	4	12:29	D.Swift 1 yd. run (C.Santos kick) (3-36, 1:06)	10	35
Jaguars	4	06:58	G.Davis 5 yd. pass from T.Lawrence (pass failed) (17-70, 5:31)	16	35

JACKSONVILLE JAGUARS

PASSING	ATT	CP	YDS	SK/YD	TD	LG	INT	RTG
Trevor Lawrence	35	23	234	3/20	2	24	1	91.8
Mac Jones	1	1	6	1/10	0	6	0	91.7
TOTAL	36	24	240	4/30	2	24	1	92.4

RUSHING	ATT	YDS	AVG	LG	TD
D'Ernest Johnson	6	28	4.7	13	0
Tank Bigsby	7	24	3.4	8	0
Trevor Lawrence	4	17	4.3	10	0
Travis Etienne Jr.	3	-1	-0.3	1	0
TOTAL	20	68	3.4	13	0

RECEIVING	NO	YDS	AVG	LG	TD
Evan Engram	10	102	10.2	24	0
Gabe Davis	5	45	9.0	21t	2
Christian Kirk	3	39	13.0	15	0
Brian Thomas Jr.	3	27	9.0	13	0
D'Ernest Johnson	2	16	8.0	14	0
Brenton Strange	1	11	11.0	11	0
TOTAL	24	240	10.0	24	2

TOP DEFENSE	TOT	SOLO	AST	SCK	YDS	INT
Ventrell Miller	10	8	2	0.0	0.0	0
Devin Lloyd	9	4	5	0.0	0.0	0
Ronald Darby	8	6	2	0.0	0.0	0

FIELD GOALS	FGM/FGA	PERCENT	RESULTS
Cam Little	1-1	100.0	30G
TOTAL	1-1	100.0	

CHICAGO BEARS

PASSING	ATT	CP	YDS	SK/YD	TD	LG	INT	RTG
Caleb Williams	29	23	226	3/5	4	31t	1	124.4
TOTAL	29	23	226	3/5	4	31T	1	124.4

RUSHING	ATT	YDS	AVG	LG	TD
D'Andre Swift	17	91	5.4	19	1
Caleb Williams	4	56	14.0	23	0
Roschon Johnson	5	8	1.6	4	0
Tyson Bagent	3	-3	-1.0	-1	0
TOTAL	29	152	5.2	23	1

RECEIVING	NO	YDS	AVG	LG	TD
Cole Kmet	5	70	14.0	31t	2
Keenan Allen	5	41	8.2	11	2
D'Andre Swift	4	28	7.0	19	0
DJ Moore	4	20	5.0	9	0
Rome Odunze	2	40	20.0	28	0
Roschon Johnson	2	25	12.5	17	0
Mercedes Lewis	1	2	2.0	2	0
TOTAL	23	226	9.8	31T	4

TOP DEFENSE	TOT	SOLO	AST	SCK	YDS	INT
Jaylon Jones	10	9	1	0.0	0.0	0
Kyler Gordon	7	5	2	0.0	0.0	0
Kevin Byard III	7	4	3	0.0	0.0	0

FIELD GOALS	FGM/FGA	PERCENT	RESULTS
Cairo Santos	0-1	0.0	43B
TOTAL	0-1	0.0	

Team Statistics

	Jaguars	Bears
First Downs	17	25
3rd-Down Eff. (Made/Att/Pct)	7/15/47%	5/11/45%
4th-Down Eff. (Made/Att/Pct)	2/2/100%	1/1/100%
Total Net Yards	278	373
Total Plays	60	61
Yards Per Play	4.6	6.1
Rushes/Net Yards	20/68	29/152
Net Passing	210	221
Pass Attempts/Completions	36/24	29/23
Had Intercepted	1	1
Sacked/Yards Lost	4/30	3/5
Punts/Average	4/48.3	2/61.5
Penalties/Yards	8/43	2/10
Fumbles/Lost	2/1	1/0
Possession Time	29:20	30:40



2024 GAME SUMMARIES



WEEK 7



86,651 ■ Wembley Stadium ■ Oct 20, 2024

New England Patriots 7 3 0 6 - 16
 Jacksonville Jaguars 0 22 3 7 - 32

SCORING DRIVES

TEAM	QTR	TIME	SCORING PLAY	NE	JAX
Patriots	1	08:32	J.Hasty 16 yd. pass from D.Maye (J.Slye kick) (11-68, 6:28)	7	0
Patriots	2	13:31	J.Slye 41 yd. Field Goal (12-63, 6:31)	10	0
Jaguars	2	09:21	B.Thomas 6 yd. pass from T.Lawrence (C.Little kick) (8-68, 4:10)	10	7
Jaguars	2	03:32	T.Bigsby 1 yd. run (C.Little kick) (6-82, 3:37)	10	14
Jaguars	2	01:34	P.Washington 96 yd. punt return (T.Lawrence-B.Thomas pass)	10	22
Jaguars	3	09:42	C.Little 21 yd. Field Goal (12-67, 5:18)	10	25
Patriots	4	08:22	K.Osborn 22 yd. pass from D.Maye (pass failed) (9-94, 2:48)	16	25
Jaguars	4	01:41	T.Bigsby 4 yd. run (C.Little kick) (3-10, 0:13)	16	32

JACKSONVILLE JAGUARS

PASSING	ATT	CP	YDS	SK/YD	TD	LG	INT	RTG
Trevor Lawrence	20	15	193	0/0	1	58	0	121.5
TOTAL	20	15	193	0/0	1	58	0	121.5

RUSHING	ATT	YDS	AVG	LG	TD
Tank Bigsby	26	118	4.5	13	2
D'Ernest Johnson	9	38	4.2	10	0
Trevor Lawrence	2	13	6.5	11	0
Brian Thomas Jr.	2	2	1.0	1	0
TOTAL	39	171	4.4	13	2

RECEIVING	NO	YDS	AVG	LG	TD
Brian Thomas Jr.	5	89	17.8	58	1
Evan Engram	5	35	7.0	13	0
D'Ernest Johnson	3	32	10.7	26	0
Christian Kirk	1	24	24.0	24	0
Gabe Davis	1	13	13.0	13	0
TOTAL	15	193	12.9	58	1

TOP DEFENSE	TOT	SOLO	AST	SCK	YDS	INT
Devin Lloyd	11	5	6	1.0	5.0	0
Ventrell Miller	9	5	4	0.0	0.0	0
Andre Cisco	5	1	4	0.0	0.0	0

FIELD GOALS	FGM/FGA	PERCENT	RESULTS
Cam Little	1-1	100.0	21G
TOTAL	1-1	100.0	

NEW ENGLAND PATRIOTS

PASSING	ATT	CP	YDS	SK/YD	TD	LG	INT	RTG
Drake Maye	37	26	276	2/19	2	33	0	109.7
TOTAL	37	26	276	2/19	2	33	0	109.7

RUSHING	ATT	YDS	AVG	LG	TD
Rhamondre Stevenson	7	18	2.6	11	0
Drake Maye	3	18	6.0	15	0
Antonio Gibson	3	4	1.3	3	0
JaMycal Hasty	2	-2	-1.0	2	0
TOTAL	15	38	2.5	15	0

RECEIVING	NO	YDS	AVG	LG	TD
Hunter Henry	8	92	11.5	32	0
JaMycal Hasty	5	49	9.8	16t	1
Austin Hooper	4	32	8.0	11	0
K.J. Osborn	2	26	13.0	22t	1
DeMario Douglas	2	14	7.0	9	0
Rhamondre Stevenson	2	7	3.5	4	0
Kayshon Boutte	1	33	33.0	33	0
Kendrick Bourne	1	14	14.0	14	0
Antonio Gibson	1	9	9.0	9	0
TOTAL	26	276	10.6	33	2

TOP DEFENSE	TOT	SOLO	AST	SCK	YDS	INT
Kyle Dugger	11	9	2	0.0	0.0	0
Christian Elliss	9	4	5	0.0	0.0	0
Anfernee Jennings	7	6	1	0.0	0.0	0

FIELD GOALS	FGM/FGA	PERCENT	RESULTS
Joey Slye	1-1	100.0	41G
TOTAL	1-1	100.0	

Team Statistics

	Patriots	Jaguars
First Downs	17	23
3rd-Down Eff. (Made/Att/Pct)	6/12/50%	6/10/60%
4th-Down Eff. (Made/Att/Pct)	0/1/0%	0/1/0%
Total Net Yards	295	364
Total Plays	54	59
Yards Per Play	5.5	6.2
Rushes/Net Yards	15/38	39/171
Net Passing	257	193
Pass Attempts/Completions	37/26	20/15
Had Intercepted	0	0
Sacked/Yards Lost	2/19	0/0
Punts/Average	4/52.3	2/35.0
Penalties/Yards	7/35	4/24
Fumbles/Lost	0/0	0/0
Possession Time	26:45	33:15



2024 GAME SUMMARIES



WEEK 8



65,618 ■ EverBank Stadium ■ Oct 27, 2024

Green Bay Packers 0 13 7 10 - 30
 Jacksonville Jaguars 0 10 7 10 - 27

SCORING DRIVES

TEAM	QTR	TIME	SCORING PLAY	GB	JAX
Packers	2	11:31	J.Jacobs 3 yd. run (B.McManus kick) (3-28, 1:25)	7	0
Packers	2	06:03	B.McManus 31 yd. Field Goal (6-67, 3:21)	10	0
Jaguars	2	02:37	T.Lawrence 6 yd. run (C.Little kick) (6-70, 3:26)	10	7
Packers	2	00:54	B.McManus 38 yd. Field Goal (10-51, 1:43)	13	7
Jaguars	2	00:03	C.Little 39 yd. Field Goal (6-53, 0:51)	13	10
Jaguars	3	05:10	B.Thomas 14 yd. pass from T.Lawrence (C.Little kick) (10-93, 5:33)	13	17
Packers	3	00:21	J.Jacobs 38 yd. run (B.McManus kick) (8-80, 4:49)	20	17
Packers	4	14:06	T.Kraft 3 yd. pass from M.Willis (B.McManus kick) (2-5, 0:40)	27	17
Jaguars	4	05:36	C.Little 47 yd. Field Goal (8-51, 4:04)	27	20
Jaguars	4	01:48	E.Engram 14 yd. pass from T.Lawrence (C.Little kick) (8-87, 2:02)	27	27
Packers	4	00:00	B.McManus 24 yd. Field Goal (7-64, 1:48)	30	27

JACKSONVILLE JAGUARS

PASSING	ATT	CP	YDS	SK/YD	TD	LG	INT	RTG
Trevor Lawrence	32	21	308	1/9	2	33	1	104.7
TOTAL	32	21	308	1/9	2	33	1	104.7

RUSHING	ATT	YDS	AVG	LG	TD
Tank Bigsby	18	78	4.3	16	0
Trevor Lawrence	4	10	2.5	6t	1
D'Ernest Johnson	1	3	3.0	3	0
TOTAL	23	91	4.0	16	1

RECEIVING	NO	YDS	AVG	LG	TD
Brenton Strange	5	59	11.8	21	0
Evan Engram	4	36	9.0	14t	1
Brian Thomas Jr.	3	60	20.0	28	1
Parker Washington	3	46	15.3	23	0
Christian Kirk	2	59	29.5	33	0
Tank Bigsby	2	8	4.0	6	0
D'Ernest Johnson	1	20	20.0	20	0
Tim Jones	1	20	20.0	20	0
TOTAL	21	308	14.7	33	2

TOP DEFENSE	TOT	SOLO	AST	SCK	YDS	INT
Foyesade Oluokun	9	4	5	0.0	0.0	0
DaVon Hamilton	7	3	4	0.0	0.0	0
Ventrell Miller	6	5	1	0.0	0.0	0

FIELD GOALS	FGM/FGA	PERCENT	RESULTS
Cam Little	2-2	100.0	39G, 47G
TOTAL	2-2	100.0	

GREEN BAY PACKERS

PASSING	ATT	CP	YDS	SK/YD	TD	LG	INT	RTG
Jordan Love	22	14	196	0/0	0	67	1	73.3
Malik Willis	5	4	56	1/0	1	51	0	152.9
TOTAL	27	18	252	1/0	1	67	1	93.4

RUSHING	ATT	YDS	AVG	LG	TD
Josh Jacobs	25	127	5.1	38t	2
Malik Willis	4	23	5.8	20	0
Chris Brooks	4	16	4.0	8	0
Emanuel Wilson	4	5	1.3	4	0
Jayden Reed	1	0	0.0	0	0
Jordan Love	1	-1	-1.0	-1	0
TOTAL	39	170	4.4	38T	2

RECEIVING	NO	YDS	AVG	LG	TD
Christian Watson	4	39	9.8	14	0
Tucker Kraft	3	78	26.0	67	1
Romeo Doubs	3	72	24.0	29	0
Jayden Reed	2	55	27.5	51	0
Dontayvion Wicks	2	11	5.5	6	0
Emanuel Wilson	2	-2	-1.0	1	0
Chris Brooks	1	1	1.0	1	0
Josh Jacobs	1	-2	-2.0	-2	0
TOTAL	18	252	14.0	67	1

TOP DEFENSE	TOT	SOLO	AST	SCK	YDS	INT
Eric Wilson	9	5	4	0.0	0.0	0
Isaiah McDuffie	8	4	4	0.0	0.0	0
Edgerrin Cooper	8	3	5	1.0	9.0	0

FIELD GOALS	FGM/FGA	PERCENT	RESULTS
Brandon McManus	3-3	100.0	31G, 38G, 24G
TOTAL	3-3	100.0	

Team Statistics

	Packers	Jaguars
First Downs	22	19
3rd-Down Eff. (Made/Att/Pct)	3/11/27%	1/9/11%
4th-Down Eff. (Made/Att/Pct)	0/0/0%	1/1/100%
Total Net Yards	422	390
Total Plays	67	56
Yards Per Play	6.3	7.0
Rushes/Net Yards	39/170	23/91
Net Passing	252	299
Pass Attempts/Completions	27/18	32/21
Had Intercepted	1	1
Sacked/Yards Lost	1/0	1/9
Punts/Average	5/48.2	5/59.6
Penalties/Yards	3/20	8/59
Fumbles/Lost	0/0	2/1
Possession Time	34:09	25:51



2024 GAME SUMMARIES



WEEK 9



69,879 ■ Lincoln Financial Field ■ Nov 3, 2024

Jacksonville Jaguars 0 0 16 7 - 23
 Philadelphia Eagles 7 9 6 6 - 28

SCORING DRIVES

TEAM	QTR	TIME	SCORING PLAY	JAX	PHI
Eagles	1	10:22	S.Barkley 20 yd. pass from J.Hurts (J.Elliott kick) (2-20, 0:48)	0	7
Eagles	2	09:20	J.Elliott 43 yd. Field Goal (15-68, 8:53)	0	10
Eagles	2	00:22	S.Barkley 19 yd. run (run failed) (7-42, 1:16)	0	16
Eagles	3	09:25	J.Hurts 18 yd. run (run failed) (7-78, 3:56)	0	22
Jaguars	3	05:26	T.Lawrence 1 yd. run (T.Lawrence-B.Thomas pass) (10-61, 3:59)	8	22
Jaguars	3	05:12	T.Walker 35 yd. fumble return (T.Lawrence-E.Engram pass)	16	22
Eagles	4	07:43	D.Smith 25 yd. pass from J.Hurts (pass failed) (8-91, 5:08)	16	28
Jaguars	4	04:04	T.Lawrence 4 yd. run (C.Little kick) (9-70, 3:39)	23	28

JACKSONVILLE JAGUARS

PASSING	ATT	CP	YDS	SK/YD	TD	LG	INT	RTG
Trevor Lawrence	31	16	169	2/14	0	24	2	40.9
TOTAL	31	16	169	2/14	0	24	2	40.9

RUSHING	ATT	YDS	AVG	LG	TD
Travis Etienne Jr.	3	24	8.0	16	0
Tank Bigsby	8	22	2.8	10	0
Trevor Lawrence	5	8	1.6	4t	2
D'Ernest Johnson	2	6	3.0	6	0
TOTAL	18	60	3.3	16	2

RECEIVING	NO	YDS	AVG	LG	TD
Evan Engram	5	45	9.0	24	0
Parker Washington	3	41	13.7	18	0
Austin Trammell	2	40	20.0	22	0
Brian Thomas Jr.	2	22	11.0	16	0
Travis Etienne Jr.	2	6	3.0	3	0
Tim Jones	1	10	10.0	10	0
Luke Farrell	1	5	5.0	5	0
TOTAL	16	169	10.6	24	0

TOP DEFENSE	TOT	SOLO	AST	SCK	YDS	INT
Foyesade Oluokun	8	7	1	0.0	0.0	0
Devin Lloyd	8	6	2	0.0	0.0	0
Ventrell Miller	8	4	4	0.0	0.0	0

FIELD GOALS	FGM/FGA	PERCENT	RESULTS
No Field Goals			

PHILADELPHIA EAGLES

PASSING	ATT	CP	YDS	SK/YD	TD	LG	INT	RTG
Jalen Hurts	24	18	230	3/20	2	46	0	132.3
TOTAL	24	18	230	3/20	2	46	0	132.3

RUSHING	ATT	YDS	AVG	LG	TD
Saquon Barkley	27	159	5.9	21	1
Jalen Hurts	13	67	5.2	21	1
Kenneth Gainwell	5	9	1.8	3	0
Ainias Smith	1	2	2.0	2	0
TOTAL	46	237	5.2	21	2

RECEIVING	NO	YDS	AVG	LG	TD
Grant Calcaterra	5	30	6.0	10	0
DeVonta Smith	4	87	21.8	46	1
Saquon Barkley	3	40	13.3	20t	1
A.J. Brown	2	36	18.0	20	0
Jahan Dotson	1	36	36.0	36	0
Kenneth Gainwell	1	1	1.0	1	0
Ainias Smith	1	0	0.0	0	0
Ben VanSumeren	1	0	0.0	0	0
TOTAL	18	230	12.8	46	2

TOP DEFENSE	TOT	SOLO	AST	SCK	YDS	INT
Zack Baun	10	7	3	0.0	0.0	1
Josh Sweat	5	3	2	2.0	14.0	0
Reed Blankenship	5	2	3	0.0	0.0	0

FIELD GOALS	FGM/FGA	PERCENT	RESULTS
Jake Elliott	1-2	50.0	43G, 57RU
TOTAL	1-2	50.0	

Team Statistics

	Jaguars	Eagles
First Downs	14	21
3rd-Down Eff. (Made/Att/Pct)	3/10/30%	9/17/53%
4th-Down Eff. (Made/Att/Pct)	1/2/50%	0/2/0%
Total Net Yards	215	447
Total Plays	51	73
Yards Per Play	4.2	6.1
Rushes/Net Yards	18/60	46/237
Net Passing	155	210
Pass Attempts/Completions	31/16	24/18
Had Intercepted	2	0
Sacked/Yards Lost	2/14	3/20
Punts/Average	5/47.6	3/48.7
Penalties/Yards	4/17	8/67
Fumbles/Lost	1/1	1/1
Possession Time	21:48	38:12



2024 GAME SUMMARIES



WEEK 10

65,695 ■ EverBank Stadium ■ Nov 10, 2024



Minnesota Vikings 3 0 3 6 - 12
 Jacksonville Jaguars 7 0 0 0 - 7

SCORING DRIVES

TEAM	QTR	TIME	SCORING PLAY	MIN	JAX
Vikings	1	07:56	J.Romo 45 yd. Field Goal (12-53, 5:29)	3	0
Jaguars	1	03:44	M.Jones 1 yd. run (C.Little kick) (9-70, 4:12)	3	7
Vikings	3	01:42	J.Romo 33 yd. Field Goal (14-72, 8:19)	6	7
Vikings	4	07:14	J.Romo 34 yd. Field Goal (16-68, 7:46)	9	7
Vikings	4	04:22	J.Romo 29 yd. Field Goal (5-14, 2:13)	12	7

JACKSONVILLE JAGUARS

PASSING	ATT	CP	YDS	SK/YD	TD	LG	INT	RTG
Mac Jones	22	14	111	3/24	0	23	2	38.3
TOTAL	22	14	111	3/24	0	23	2	38.3

RUSHING	ATT	YDS	AVG	LG	TD
Travis Etienne Jr.	11	44	4.0	18	0
Mac Jones	5	8	1.6	5	1
Tank Bigsby	2	4	2.0	3	0
TOTAL	18	56	3.1	18	1

RECEIVING	NO	YDS	AVG	LG	TD
Evan Engram	6	40	6.7	15	0
Brenton Strange	2	25	12.5	23	0
Luke Farrell	2	16	8.0	9	0
Brian Thomas Jr.	2	12	6.0	10	0
Gabe Davis	1	19	19.0	19	0
Travis Etienne Jr.	1	-1	-1.0	-1	0
TOTAL	14	111	7.9	23	0

TOP DEFENSE	TOT	SOLO	AST	SCK	YDS	INT
Devin Lloyd	16	9	7	0.0	0.0	0
Foyesade Oluokun	11	6	5	0.0	0.0	1
Tyson Campbell	9	4	5	0.0	0.0	0

FIELD GOALS	FGM/FGA	PERCENT	RESULTS
			No Field Goals

MINNESOTA VIKINGS

PASSING	ATT	CP	YDS	SK/YD	TD	LG	INT	RTG
Sam Darnold	38	24	241	1/8	0	28	3	48.2
TOTAL	38	24	241	1/8	0	28	3	48.2

RUSHING	ATT	YDS	AVG	LG	TD
Aaron Jones Sr.	17	88	5.2	13	0
Cam Akers	13	38	2.9	11	0
Sam Darnold	7	28	4.0	11	0
Ty Chandler	4	18	4.5	8	0
Jordan Addison	1	4	4.0	4	0
Jalen Nailor	1	-7	-7.0	-7	0
TOTAL	43	169	3.9	13	0

RECEIVING	NO	YDS	AVG	LG	TD
T.J. Hockenson	8	72	9.0	26	0
Justin Jefferson	5	48	9.6	15	0
Josh Oliver	4	52	13.0	28	0
Jordan Addison	2	25	12.5	21	0
Aaron Jones Sr.	2	13	6.5	8	0
Jalen Nailor	1	11	11.0	11	0
Trent Sherfield Sr.	1	11	11.0	11	0
Cam Akers	1	9	9.0	9	0
TOTAL	24	241	10.0	28	0

TOP DEFENSE	TOT	SOLO	AST	SCK	YDS	INT
Blake Cashman	5	3	2	1.0	8.0	0
Stephon Gilmore	5	3	2	0.0	0.0	0
Joshua Metellus	5	3	2	0.0	0.0	0

FIELD GOALS	FGM/FGA	PERCENT	RESULTS
Parker Romo	4-4	100.0	45G, 33G, 34G, 29G
TOTAL	4-4	100.0	

Team Statistics

	Vikings	Jaguars
First Downs	28	10
3rd-Down Eff. (Made/Att/Pct)	5/14/36%	5/11/45%
4th-Down Eff. (Made/Att/Pct)	1/1/100%	0/0/0%
Total Net Yards	402	143
Total Plays	82	43
Yards Per Play	4.9	3.3
Rushes/Net Yards	43/169	18/56
Net Passing	233	87
Pass Attempts/Completions	38/24	22/14
Had Intercepted	3	2
Sacked/Yards Lost	1/8	3/24
Punts/Average	2/36.0	5/54.8
Penalties/Yards	6/40	3/25
Fumbles/Lost	0/0	1/1
Possession Time	42:19	17:41



2024 GAME SUMMARIES



WEEK 11

64,273 ■ Ford Field ■ Nov 17, 2024



Jacksonville Jaguars 3 3 0 0 - 6
 Detroit Lions 7 21 14 10 - 52

SCORING DRIVES

TEAM	QTR	TIME	SCORING PLAY	JAX	DET
Jaguars	1	09:36	C.Little 59 yd. Field Goal (9-29, 5:24)	3	0
Lions	1	04:59	D.Montgomery 2 yd. run (J.Bates kick) (9-70, 4:37)	3	7
Lions	2	12:26	J.Gibbs 1 yd. run (J.Bates kick) (13-93, 5:27)	3	14
Lions	2	06:39	D.Montgomery 6 yd. run (J.Bates kick) (8-64, 4:12)	3	21
Lions	2	02:46	A.St. Brown 27 yd. pass from J.Goff (J.Bates kick) (4-84, 2:12)	3	28
Jaguars	2	00:00	C.Little 35 yd. Field Goal (11-53, 2:46)	6	28
Lions	3	12:55	J.Williams 64 yd. pass from J.Goff (J.Bates kick) (4-80, 2:05)	6	35
Lions	3	04:16	B.Wright 5 yd. pass from J.Goff (J.Bates kick) (14-83, 7:49)	6	42
Lions	4	13:23	A.St. Brown 9 yd. pass from J.Goff (J.Bates kick) (9-96, 3:55)	6	49
Lions	4	07:49	J.Bates 54 yd. Field Goal (5-23, 2:04)	6	52

JACKSONVILLE JAGUARS

PASSING	ATT	CP	YDS	SK/YD	TD	LG	INT	RTG
Mac Jones	29	17	138	1/9	0	24	1	56.4
TOTAL	29	17	138	1/9	0	24	1	56.4

RUSHING	ATT	YDS	AVG	LG	TD
Travis Etienne Jr.	12	27	2.3	9	0
Mac Jones	2	7	3.5	5	0
Brian Thomas Jr.	1	4	4.0	4	0
D'Ernest Johnson	2	3	1.5	3	0
TOTAL	17	41	2.4	9	0

RECEIVING	NO	YDS	AVG	LG	TD
Brian Thomas Jr.	5	82	16.4	24	0
Evan Engram	5	28	5.6	9	0
Travis Etienne Jr.	3	6	2.0	8	0
Parker Washington	1	10	10.0	10	0
Brenton Strange	1	6	6.0	6	0
Gabe Davis	1	3	3.0	3	0
Luke Farrell	1	3	3.0	3	0
TOTAL	17	138	8.1	24	0

TOP DEFENSE	TOT	SOLO	AST	SCK	YDS	INT
Foyesade Oluokun	9	6	3	0.0	0.0	0
Tyson Campbell	8	5	3	0.0	0.0	0
Ventrell Miller	7	4	3	0.0	0.0	0

FIELD GOALS	FGM/FGA	PERCENT	RESULTS
Cam Little	2-2	100.0	59G, 35G
TOTAL	2-2	100.0	

DETROIT LIONS

PASSING	ATT	CP	YDS	SK/YD	TD	LG	INT	RTG
Jared Goff	29	24	412	0/0	4	64t	0	158.3
Hendon Hooker	4	3	37	0/0	0	21	0	103.1
TOTAL	33	27	449	0/0	4	64T	0	158.3

RUSHING	ATT	YDS	AVG	LG	TD
David Montgomery	15	75	5.0	11	2
Jahmyr Gibbs	11	69	6.3	23	1
Jared Goff	4	21	5.3	8	0
Craig Reynolds	2	21	10.5	19	0
Sione Vaki	5	9	1.8	7	0
Hendon Hooker	4	3	0.8	3	0
Jameson Williams	1	2	2.0	2	0
Amon-Ra St. Brown	1	-4	-4.0	-4	0
TOTAL	43	196	4.6	23	3

RECEIVING	NO	YDS	AVG	LG	TD
Amon-Ra St. Brown	11	161	14.6	27t	2
Jameson Williams	4	124	31.0	64t	1
Tim Patrick	3	26	8.7	13	0
David Montgomery	3	20	6.7	9	0
Kalif Raymond	2	30	15.0	21	0
Jahmyr Gibbs	1	54	54.0	54	0
Shane Zylstra	1	22	22.0	22	0
Allen Robinson II	1	7	7.0	7	0
Brock Wright	1	5	5.0	5t	1
TOTAL	27	449	16.6	64T	4

TOP DEFENSE	TOT	SOLO	AST	SCK	YDS	INT
Jack Campbell	9	3	6	0.5	4.5	0
Brian Branch	7	5	2	0.0	0.0	0
Alex Anzalone	5	3	2	0.0	0.0	0

FIELD GOALS	FGM/FGA	PERCENT	RESULTS
Jake Bates	1-1	100.0	54G
TOTAL	1-1	100.0	

Team Statistics

	Jaguars	Lions
First Downs	10	38
3rd-Down Eff. (Made/Att/Pct)	2/10/20%	6/10/60%
4th-Down Eff. (Made/Att/Pct)	1/2/50%	3/3/100%
Total Net Yards	170	645
Total Plays	47	76
Yards Per Play	3.6	8.5
Rushes/Net Yards	17/41	43/196
Net Passing	129	449
Pass Attempts/Completions	29/17	33/27
Had Intercepted	1	0
Sacked/Yards Lost	1/9	0/0
Punts/Average	5/53.4	0/0.0
Penalties/Yards	6/40	4/46
Fumbles/Lost	0/0	0/0
Possession Time	20:54	39:06



2024 GAME SUMMARIES



WEEK 13

62,588 ■ EverBank Stadium ■ Dec 1, 2024



Houston Texans 0 6 10 7 - 23
 Jacksonville Jaguars 0 3 3 14 - 20

SCORING DRIVES

TEAM	QTR	TIME	SCORING PLAY	HOU	JAX
Texans	2	14:51	K.Fairbairn 53 yd. Field Goal (5-40, 2:06)	3	0
Texans	2	06:26	K.Fairbairn 30 yd. Field Goal (11-33, 6:51)	6	0
Jaguars	2	00:08	C.Little 33 yd. Field Goal (14-53, 6:18)	6	3
Jaguars	3	10:06	C.Little 30 yd. Field Goal (9-68, 3:24)	6	6
Texans	3	08:04	J.Mixon 7 yd. run (K.Fairbairn kick) (5-70, 2:02)	13	6
Texans	3	01:16	K.Fairbairn 28 yd. Field Goal (10-41, 4:56)	16	6
Texans	4	12:11	D.Schultz 22 yd. pass from C.Stroud (K.Fairbairn kick) (5-55, 1:46)	23	6
Jaguars	4	07:49	P.Washington 22 yd. pass from M.Jones (pass failed) (12-72, 4:22)	23	12
Jaguars	4	03:31	B.Thomas 6 yd. pass from M.Jones (M.Jones-P.Washington pass) (10-84, 2:26)	23	20

JACKSONVILLE JAGUARS

PASSING	ATT	CP	YDS	SK/YD	TD	LG	INT	RTG
Mac Jones	32	20	235	0/0	2	56	0	105.6
Trevor Lawrence	10	4	41	0/0	0	30	1	12.9
TOTAL	42	24	276	0/0	2	56	1	83.0

RUSHING	ATT	YDS	AVG	LG	TD
Travis Etienne Jr.	13	46	3.5	9	0
Tank Bigsby	7	28	4.0	19	0
Brian Thomas Jr.	1	11	11.0	11	0
Mac Jones	3	6	2.0	5	0
Trevor Lawrence	1	6	6.0	6	0
TOTAL	25	97	3.9	19	0

RECEIVING	NO	YDS	AVG	LG	TD
Evan Engram	7	41	5.9	16	0
Parker Washington	6	103	17.2	30	1
Brian Thomas Jr.	4	76	19.0	56	1
Travis Etienne Jr.	3	12	4.0	5	0
Devin Duvernay	2	23	11.5	18	0
Brenton Strange	1	14	14.0	14	0
Tank Bigsby	1	7	7.0	7	0
TOTAL	24	276	11.5	56	2

TOP DEFENSE	TOT	SOLO	AST	SCK	YDS	INT
Darnell Savage	7	7	0	0.0	0.0	0
Devin Lloyd	6	3	3	0.0	0.0	0
Antonio Johnson	5	5	0	0.0	0.0	0

FIELD GOALS	FGM/FGA	PERCENT	RESULTS
Cam Little	2-3	66.7	33G, 30G, 55WR
TOTAL	2-3	66.0	

HOUSTON TEXANS

PASSING	ATT	CP	YDS	SK/YD	TD	LG	INT	RTG
C.J. Stroud	34	22	242	2/24	1	40	0	95.5
TOTAL	34	22	242	2/24	1	40	0	95.5

RUSHING	ATT	YDS	AVG	LG	TD
Joe Mixon	20	101	5.1	30	1
C.J. Stroud	5	7	1.4	6	0
TOTAL	25	108	4.3	30	1

RECEIVING	NO	YDS	AVG	LG	TD
Nico Collins	8	119	14.9	40	0
Dalton Schultz	5	61	12.2	22t	1
Joe Mixon	4	18	4.5	9	0
John Metchie III	2	16	8.0	13	0
Tank Dell	1	23	23.0	23	0
Cade Stover	1	4	4.0	4	0
Dameon Pierce	1	1	1.0	1	0
TOTAL	22	242	11.0	40	1

TOP DEFENSE	TOT	SOLO	AST	SCK	YDS	INT
Kamari Lassiter	8	6	2	0.0	0.0	0
Neville Hewitt	8	4	4	0.0	0.0	0
Eric Murray	8	3	5	0.0	0.0	0

FIELD GOALS	FGM/FGA	PERCENT	RESULTS
Ka'imi Fairbairn	3-3	100.0	53G, 30G, 28G
TOTAL	3-3	100.0	

Team Statistics

	Texans	Jaguars
First Downs	20	19
3rd-Down Eff. (Made/Att/Pct)	5/13/38%	5/15/33%
4th-Down Eff. (Made/Att/Pct)	1/1/100%	2/2/100%
Total Net Yards	326	373
Total Plays	61	67
Yards Per Play	5.3	5.6
Rushes/Net Yards	25/108	25/97
Net Passing	218	276
Pass Attempts/Completions	34/22	42/24
Had Intercepted	0	1
Sacked/Yards Lost	2/24	0/0
Punts/Average	4/50.5	4/47.8
Penalties/Yards	3/15	4/30
Fumbles/Lost	0/0	1/0
Possession Time	32:17	27:43



2024 GAME SUMMARIES



WEEK 14



61,644 ■ Nissan Stadium ■ Dec 8, 2024

Jacksonville Jaguars 0 0 0 10 – 10
 Tennessee Titans 3 0 3 0 – 6

SCORING DRIVES

TEAM	QTR	TIME	SCORING PLAY	JAX	TEN
Titans	1	08:32	N.Folk 46 yd. Field Goal (11-51, 6:28)	0	3
Titans	3	04:30	N.Folk 39 yd. Field Goal (11-45, 5:37)	0	6
Jaguars	4	12:09	C.Little 23 yd. Field Goal (14-65, 7:21)	3	6
Jaguars	4	06:46	T.Bigsby 8 yd. run (C.Little kick) (7-81, 3:21)	10	6

JACKSONVILLE JAGUARS

PASSING	ATT	CP	YDS	SK/YD	TD	LG	INT	RTG
Mac Jones	31	23	220	1/0	0	31	2	66.6
TOTAL	31	23	220	1/0	0	31	2	66.6

RUSHING	ATT	YDS	AVG	LG	TD
Tank Bigsby	18	55	3.1	12	1
Travis Etienne Jr.	4	20	5.0	11	0
Mac Jones	3	3	1.0	3	0
Devin Duvernay	1	-7	-7.0	-7	0
TOTAL	26	71	2.7	12	1

RECEIVING	NO	YDS	AVG	LG	TD
Brian Thomas Jr.	8	86	10.8	31	0
Travis Etienne Jr.	4	50	12.5	21	0
Evan Engram	4	33	8.3	11	0
Devin Duvernay	3	8	2.7	5	0
Parker Washington	2	15	7.5	8	0
Brenton Strange	1	21	21.0	21	0
Tank Bigsby	1	7	7.0	7	0
TOTAL	23	220	9.6	31	0

TOP DEFENSE	TOT	SOLO	AST	SCK	YDS	INT
Foyesade Oluokun	11	6	5	0.0	0.0	0
Devin Lloyd	8	1	7	0.0	0.0	0
Antonio Johnson	5	5	0	0.0	0.0	0

FIELD GOALS	FGM/FGA	PERCENT	RESULTS
Cam Little	1-1	100.0	23G
TOTAL	1-1	100.0	

TENNESSEE TITANS

PASSING	ATT	CP	YDS	SK/YD	TD	LG	INT	RTG
Will Levis	32	19	168	2/22	0	30	0	73.4
TOTAL	32	19	168	2/22	0	30	0	73.4

RUSHING	ATT	YDS	AVG	LG	TD
Tony Pollard	21	102	4.9	21	0
Tyjae Spears	6	21	3.5	8	0
Will Levis	1	3	3.0	3	0
TOTAL	28	126	4.5	21	0

RECEIVING	NO	YDS	AVG	LG	TD
Calvin Ridley	7	59	8.4	30	0
Chig Okonkwo	3	8	2.7	10	0
Josh Whyle	2	31	15.5	23	0
Tony Pollard	2	22	11.0	13	0
Nick Westbrook-Ikhine	1	19	19.0	19	0
Bryce Oliver	1	16	16.0	16	0
Tyler Boyd	1	7	7.0	7	0
Nick Vannett	1	4	4.0	4	0
Tyjae Spears	1	2	2.0	2	0
TOTAL	19	168	8.8	30	0

TOP DEFENSE	TOT	SOLO	AST	SCK	YDS	INT
Luke Gifford	10	7	3	0.0	0.0	0
Jarvis Brownlee Jr.	9	6	3	0.0	0.0	0
Daryl Worley	6	5	1	0.0	0.0	0

FIELD GOALS	FGM/FGA	PERCENT	RESULTS
Nick Folk	2-2	100.0	46G, 39G
TOTAL	2-2	100.0	

Team Statistics

	Jaguars	Titans
First Downs	16	17
3rd-Down Eff. (Made/Att/Pct)	6/13/46%	8/16/50%
4th-Down Eff. (Made/Att/Pct)	1/1/100%	0/3/0%
Total Net Yards	291	272
Total Plays	58	62
Yards Per Play	5.0	4.4
Rushes/Net Yards	26/71	28/126
Net Passing	220	146
Pass Attempts/Completions	31/23	32/19
Had Intercepted	2	0
Sacked/Yards Lost	1/0	2/22
Punts/Average	4/49.5	3/47.7
Penalties/Yards	5/39	4/25
Fumbles/Lost	0/0	1/0
Possession Time	28:16	31:44



2024 GAME SUMMARIES



WEEK 15



63,251 ■ EverBank Stadium ■ Dec 15, 2024

New York Jets 7 0 10 15 - 32
 Jacksonville Jaguars 7 6 3 9 - 25

SCORING DRIVES

TEAM	QTR	TIME	SCORING PLAY	NYJ	JAX
Jaguars	1	08:37	B.Thomas 3 yd. pass from M.Jones (C.Little kick) (13-70, 6:23)	0	7
Jets	1	05:01	G.Wilson 22 yd. pass from A.Rodgers (A.Carlson kick) (7-70, 3:36)	7	7
Jaguars	2	02:41	C.Little 28 yd. Field Goal (18-77, 11:07)	7	10
Jaguars	2	00:00	C.Little 23 yd. Field Goal (11-73, 1:36)	7	13
Jets	3	10:28	A.Carlson 43 yd. Field Goal (7-45, 4:32)	10	13
Jaguars	3	08:05	C.Little 43 yd. Field Goal (7-45, 2:23)	10	16
Jets	3	04:33	D.Adams 1 yd. pass from A.Rodgers (A.Carlson kick) (7-70, 3:32)	17	16
Jaguars	4	10:58	B.Thomas 19 yd. pass from M.Jones (pass failed) (8-73, 3:52)	17	22
Jets	4	03:24	D.Adams 71 yd. pass from A.Rodgers (A.Rodgers-D.Adams pass) (4-87, 0:55)	25	22
Jaguars	4	01:51	C.Little 43 yd. Field Goal (7-42, 1:33)	25	25
Jets	4	01:05	B.Hall 1 yd. run (A.Carlson kick) (7-70, 0:46)	32	25

JACKSONVILLE JAGUARS

PASSING	ATT	CP	YDS	SK/YD	TD	LG	INT	RTG
Mac Jones	46	31	294	2/9	2	41	2	81.2
TOTAL	46	31	294	2/9	2	41	2	81.3

RUSHING	ATT	YDS	AVG	LG	TD
Travis Etienne Jr.	14	65	4.6	10	0
Tank Bigsby	11	42	3.8	14	0
Mac Jones	4	29	7.3	13	0
TOTAL	29	136	4.7	14	0

RECEIVING	NO	YDS	AVG	LG	TD
Brenton Strange	11	73	6.6	9	0
Brian Thomas Jr.	10	105	10.5	41	2
Travis Etienne Jr.	4	20	5.0	8	0
Parker Washington	3	54	18.0	29	0
Devin Duvernay	3	42	14.0	28	0
TOTAL	31	294	9.5	41	2

TOP DEFENSE	TOT	SOLO	AST	SCK	YDS	INT
Tyson Campbell	6	6	0	0.0	0.0	0
Darnell Savage	5	4	1	0.0	0.0	0
Foyesade Oluokun	4	3	1	0.0	0.0	0

FIELD GOALS	FGM/FGA	PERCENT	RESULTS
Cam Little	4-4	100.0	28G, 23G, 43G, 43G
TOTAL	4-4	100.0	

NEW YORK JETS

PASSING	ATT	CP	YDS	SK/YD	TD	LG	INT	RTG
Aaron Rodgers	30	16	289	1/14	3	71t	0	120.0
TOTAL	30	16	289	1/14	3	71T	0	120.0

RUSHING	ATT	YDS	AVG	LG	TD
Aaron Rodgers	6	45	7.5	18	0
Breece Hall	9	30	3.3	18	1
Isaiah Davis	5	24	4.8	11	0
Ashtyn Davis	1	21	21.0	21	0
Braelon Allen	2	5	2.5	3	0
TOTAL	23	125	5.4	21	1

RECEIVING	NO	YDS	AVG	LG	TD
Davante Adams	9	198	22.0	71t	2
Garrett Wilson	3	56	18.7	22t	1
Breece Hall	2	21	10.5	14	0
Jeremy Ruckert	1	12	12.0	12	0
Isaiah Davis	1	2	2.0	2	0
TOTAL	16	289	18.1	71T	3

TOP DEFENSE	TOT	SOLO	AST	SCK	YDS	INT
Jamien Sherwood	9	6	3	0.0	0.0	0
Chuck Clark	7	6	1	0.0	0.0	0
Tony Adams	7	4	3	0.0	0.0	0

FIELD GOALS	FGM/FGA	PERCENT	RESULTS
Anders Carlson	1-2	50.0	43G, 48WR
TOTAL	1-2	50.0	

Team Statistics

	Jets	Jaguars
First Downs	22	27
3rd-Down Eff. (Made/Att/Pct)	4/10/40%	8/15/53%
4th-Down Eff. (Made/Att/Pct)	1/1/100%	0/0/0%
Total Net Yards	400	421
Total Plays	54	77
Yards Per Play	7.4	5.5
Rushes/Net Yards	23/125	29/136
Net Passing	275	285
Pass Attempts/Completions	30/16	46/31
Had Intercepted	0	2
Sacked/Yards Lost	1/14	2/9
Punts/Average	3/41.7	2/47.0
Penalties/Yards	8/62	8/106
Fumbles/Lost	0/0	1/0
Possession Time	25:36	34:24



2024 GAME SUMMARIES



WEEK 16



61,323 ■ Allegiant Stadium ■ Dec 22, 2024

Jacksonville Jaguars 7 0 7 0 - 14
 Las Vegas Raiders 0 13 0 6 - 19

SCORING DRIVES

TEAM	QTR	TIME	SCORING PLAY	JAX	LV
Jaguars	1	01:32	T.Bigsby 1 yd. run (C.Little kick) (6-29, 2:32)	7	0
Raiders	2	14:05	A.Mattison 1 yd. run (D.Carlson kick) (6-70, 2:27)	7	7
Raiders	2	10:28	D.Carlson 49 yd. Field Goal (6-33, 2:11)	7	10
Raiders	2	03:56	D.Carlson 37 yd. Field Goal (10-44, 5:05)	7	13
Jaguars	3	00:54	B.Thomas 62 yd. pass from M.Jones (C.Little kick) (3-64, 1:24)	14	13
Raiders	4	11:26	A.Abdullah 7 yd. run (pass failed) (10-70, 4:28)	14	19

JACKSONVILLE JAGUARS

PASSING	ATT	CP	YDS	SK/YD	TD	LG	INT	RTG
Mac Jones	39	25	247	1/11	1	62t	0	90.4
TOTAL	39	25	247	1/11	1	62T	0	90.4

RUSHING	ATT	YDS	AVG	LG	TD
Tank Bigsby	12	50	4.2	10	1
Travis Etienne Jr.	9	22	2.4	12	0
TOTAL	21	72	3.4	12	1

RECEIVING	NO	YDS	AVG	LG	TD
Brian Thomas Jr.	9	132	14.7	62t	1
Parker Washington	6	54	9.0	17	0
Brenton Strange	2	22	11.0	13	0
Travis Etienne Jr.	2	15	7.5	11	0
Luke Farrell	2	8	4.0	6	0
D'Ernest Johnson	1	8	8.0	8	0
Josiah Deguara	1	4	4.0	4	0
Devin Duvernay	1	3	3.0	3	0
Tank Bigsby	1	1	1.0	1	0
TOTAL	25	247	9.9	62T	1

TOP DEFENSE	TOT	SOLO	AST	SCK	YDS	INT
Foyesade Oluokun	8	6	2	0.0	0.0	0
Devin Lloyd	7	5	2	0.0	0.0	0
Tyson Campbell	5	4	1	0.0	0.0	0

FIELD GOALS	FGM/FGA	PERCENT	RESULTS
			No Field Goals

LAS VEGAS RAIDERS

PASSING	ATT	CP	YDS	SK/YD	TD	LG	INT	RTG
Aidan O'Connell	38	24	257	2/12	0	32	0	82.9
TOTAL	38	24	257	2/12	0	32	0	82.9

RUSHING	ATT	YDS	AVG	LG	TD
Ameer Abdullah	7	38	5.4	10	1
Alexander Mattison	12	27	2.3	6	1
Aidan O'Connell	7	12	1.7	13	0
Tre Tucker	1	-8	-8.0	-8	0
TOTAL	27	69	2.6	13	2

RECEIVING	NO	YDS	AVG	LG	TD
Brock Bowers	11	99	9.0	32	0
Ameer Abdullah	5	47	9.4	12	0
Alexander Mattison	4	29	7.3	12	0
Jakobi Meyers	2	41	20.5	24	0
Tre Tucker	2	41	20.5	29	0
TOTAL	24	257	10.7	32	0

TOP DEFENSE	TOT	SOLO	AST	SCK	YDS	INT
Isaiah Pola-Mao	9	6	3	0.0	0.0	0
Robert Spillane	8	5	3	0.0	0.0	0
Tre'von Moehrig	6	3	3	0.0	0.0	0

FIELD GOALS	FGM/FGA	PERCENT	RESULTS
Daniel Carlson	2-3	66.7	49G, 37G, 46WR
TOTAL	2-3	66.0	

Team Statistics

	Jaguars	Raiders
First Downs	15	21
3rd-Down Eff. (Made/Att/Pct)	6/15/40%	4/14/29%
4th-Down Eff. (Made/Att/Pct)	1/2/50%	0/0/0%
Total Net Yards	308	314
Total Plays	61	67
Yards Per Play	5.0	4.7
Rushes/Net Yards	21/72	27/69
Net Passing	236	245
Pass Attempts/Completions	39/25	38/24
Had Intercepted	0	0
Sacked/Yards Lost	1/11	2/12
Punts/Average	7/39.3	6/47.5
Penalties/Yards	8/60	7/62
Fumbles/Lost	3/2	0/0
Possession Time	25:42	34:18



2024 GAME SUMMARIES



WEEK 17



61,995 ■ EverBank Stadium ■ Dec 29, 2024

Tennessee Titans 0 3 7 3 - 13
 Jacksonville Jaguars 3 10 0 7 - 20

SCORING DRIVES

TEAM	QTR	TIME	SCORING PLAY	TEN	JAX
Jaguars	1	10:46	C.Little 48 yd. Field Goal (9-38, 4:14)	0	3
Jaguars	2	08:59	P.Washington 2 yd. pass from M.Jones (C.Little kick) (5-43, 2:45)	0	10
Jaguars	2	02:02	C.Little 44 yd. Field Goal (12-54, 5:16)	0	13
Titans	2	00:00	M.Wright 39 yd. Field Goal (10-50, 2:02)	3	13
Titans	3	06:51	N.Vannett 8 yd. pass from M.Rudolph (M.Wright kick) (13-85, 8:09)	10	13
Jaguars	4	07:05	B.Thomas 11 yd. pass from M.Jones (C.Little kick) (16-74, 9:11)	10	20
Titans	4	02:02	M.Wright 28 yd. Field Goal (12-60, 5:03)	13	20

JACKSONVILLE JAGUARS

PASSING	ATT	CP	YDS	SK/YD	TD	LG	INT	RTG
Mac Jones	22	15	174	2/1	2	31	0	122.2
TOTAL	22	15	174	2/1	2	31	0	122.2

RUSHING	ATT	YDS	AVG	LG	TD
Travis Etienne Jr.	15	49	3.3	15	0
Tank Bigsby	11	33	3.0	7	0
Mac Jones	6	22	3.7	9	0
Brian Thomas Jr.	1	18	18.0	18	0
TOTAL	33	122	3.7	18	0

RECEIVING	NO	YDS	AVG	LG	TD
Brian Thomas Jr.	7	91	13.0	31	1
Parker Washington	3	31	10.3	24	1
D'Ernest Johnson	2	11	5.5	8	0
Travis Etienne Jr.	1	26	26.0	26	0
Tim Jones	1	11	11.0	11	0
Devin Duvernay	1	4	4.0	4	0
TOTAL	15	174	11.6	31	2

TOP DEFENSE	TOT	SOLO	AST	SCK	YDS	INT
Foyesade Oluokun	11	3	8	0.0	0.0	0
Andre Cisco	8	6	2	0.0	0.0	0
Montaric Brown	7	5	2	0.0	0.0	0

FIELD GOALS	FGM/FGA	PERCENT	RESULTS
Cam Little	2-2	100.0	48G, 44G
TOTAL	2-2	100.0	

TENNESSEE TITANS

PASSING	ATT	CP	YDS	SK/YD	TD	LG	INT	RTG
Mason Rudolph	31	19	193	3/15	1	24	1	76.4
TOTAL	31	19	193	3/15	1	24	1	76.4

RUSHING	ATT	YDS	AVG	LG	TD
Tyjae Spears	20	95	4.8	23	0
Mason Rudolph	5	23	4.6	7	0
Julius Chestnut	3	17	5.7	9	0
Chig Okonkwo	1	17	17.0	17	0
Calvin Ridley	1	7	7.0	7	0
TOTAL	30	159	5.3	23	0

RECEIVING	NO	YDS	AVG	LG	TD
Calvin Ridley	5	84	16.8	24	0
Chig Okonkwo	5	42	8.4	18	0
Nick Westbrook-Ikhine	3	37	12.3	18	0
Tyjae Spears	3	8	2.7	6	0
Tyler Boyd	2	14	7.0	7	0
Nick Vannett	1	8	8.0	8t	1
TOTAL	19	193	10.2	24	1

TOP DEFENSE	TOT	SOLO	AST	SCK	YDS	INT
Luke Gifford	8	5	3	0.0	0.0	0
Mike Brown	7	4	3	0.0	0.0	0
Daryl Worley	7	4	3	0.0	0.0	0

FIELD GOALS	FGM/FGA	PERCENT	RESULTS
Matthew Wright	2-2	100.0	39G, 28G
TOTAL	2-2	100.0	

Team Statistics

	Titans	Jaguars
First Downs	23	18
3rd-Down Eff. (Made/Att/Pct)	7/14/50%	8/13/62%
4th-Down Eff. (Made/Att/Pct)	1/2/50%	0/0/0%
Total Net Yards	337	295
Total Plays	64	57
Yards Per Play	5.3	5.2
Rushes/Net Yards	30/159	33/122
Net Passing	178	173
Pass Attempts/Completions	31/19	22/15
Had Intercepted	1	0
Sacked/Yards Lost	3/15	2/1
Punts/Average	3/49.7	3/43.3
Penalties/Yards	5/34	7/50
Fumbles/Lost	2/0	0/0
Possession Time	30:40	29:20





YASIR ABDULLAH | 56

POSITION: LINEBACKER
HT: 6-1 | **WT:** 240 | **DOB:** 4-12-2000
COLLEGE: LOUISVILLE
HOMETOWN: MIRAMAR, FLA.
ACQ: D5-'23
EXP: 2nd YEAR

@AbYasiir
 yasirabdullah_22

KEY TRANSACTIONS

- Originally drafted by Jacksonville in the fifth round (136th overall) in the 2023 Draft

PRO

2024 (Jaguars)

- 12/29 vs. TEN:** Saw action on special teams
- 12/22 at L.V.:** Saw action on special teams
- 12/15 vs. NYJ:** Saw action at linebacker and recorded one solo tackle
- 12/8 at TEN:** Saw action at linebacker
- 12/1 vs. HOU:** Inactive due to injury
- 11/17 at DET:** Inactive due to injury
- 11/10 vs. MIN:** Recorded three tackles (one solo) on defense and saw action on special teams
- 11/3 at PHI:** Saw action on defense and added one tackle on special teams
- 10/27 vs. G.B.:** Saw action on defense and on special teams
- 10/20 vs. N.E.:** Recorded two solo tackles on defense and one solo tackle on special teams
- 10/13 at CHI:** Saw action on special teams
- 10/6 vs. IND:** Inactive
- 9/29 at HOU:** Started at linebacker and recorded three tackles (two solo)
- 9/23 at BUF:** Started at linebacker and recorded three tackles (two solo)
- 9/15 vs. CLE:** Started at linebacker and recorded a tackle on special teams
- 9/8 at MIA:** Saw action at linebacker and set a single-game career high three solo tackles

2023 (Jaguars)

- Appeared in five games as a rookie
- 10/8 at BUF:** Recorded one quarterback hit
- 10/1 vs. ATL:** Recorded one solo tackle
- 9/10 at IND:** Saw action in first-career NFL game

COLLEGE

- Finished his career at Louisville eighth in career sacks (23.5) and second in tackles for loss (43)
- Recorded 210 total tackles (124 solo) in five seasons
- In 2022, was named first-team All-ACC... Led the conference with 9.5 sacks which ranked 15th in the nation
- Played in the East-West Shrine Game

PERSONAL

- His father, Xavier McCray, played football at Florida
- Majored in Sports Administration
- Favorite athlete growing up was Bills OLB Von Miller

YASIR ABDULLAH'S NFL REGULAR SEASON DEFENSIVE STATISTICS

DATE	TEAM	GP	GS	TACKLES								INTERCEPTIONS					O. FUMB					ST					MISC	
				TK	S	A	TFL	YDS	SK	YDS	QBH	NO	YDS	LG	TD	PD	FF	FR	TD	YDS	TK	S	A	FF	FR	S	A	
2023	Jaguars	5	0	1	1	0	0	0	0.0	0.0	1	0	0	0	0	0	0	0	0	0	0	0	0	0	0	0	0	0
2024	Jaguars	13	3	15	11	4	0	0	0.0	0.0	0	0	0	0	0	0	0	0	0	0	0	0	3	3	0	0	0	0
NFL TOTALS		18	3	16	12	4	0	0	0.0	0.0	1	0	0	0	0	0	0	0	0	0	0	0	3	3	0	0	0	0

SINGLE-GAME HIGHS: DEFENSIVE

Total Tackles 3 at Houston Texans, Sep 29, 2024
 3 at Buffalo Bills, Sep 23, 2024
 ...1 more at 3.

Solo Tackles 3 at Miami Dolphins, Sep 08, 2024
 2 vs. New England Patriots, Oct 20, 2024
 ...2 more at 2.



2024 GAME-BY-GAME REGULAR-SEASON STATISTICS (JAGUARS)

DATE	OPPONENT	P/S	TACKLES							INTERCEPTIONS					O. FUMB				ST				MISC		SCORE		
			TK	S	A	SK	YDS	TFL	YDS	QBH	NO	YDS	LG	TD	PD	FF	FR	TD	YDS	TK	S	A	FF	FR		S	A
09/08	at Dolphins	P	3	3	0	0.0	0.0	0	0	0	0	0	0	0	0	0	0	0	0	0	0	0	0	0	0	L	17-20
09/15	Browns	S	0	0	0	0.0	0.0	0	0	0	0	0	0	0	0	0	0	0	1	1	0	0	0	0	0	L	13-18
09/23	at Bills	S	3	2	1	0.0	0.0	0	0	0	0	0	0	0	0	0	0	0	0	0	0	0	0	0	0	L	10-47
09/29	at Texans	S	3	2	1	0.0	0.0	0	0	0	0	0	0	0	0	0	0	0	0	0	0	0	0	0	0	L	20-24
10/06	Colts		ON INACTIVE LIST																							W	37-34
10/13	at Bears	P	0	0	0	0.0	0.0	0	0	0	0	0	0	0	0	0	0	0	0	0	0	0	0	0	0	L	16-35
10/20	Patriots	P	2	2	0	0.0	0.0	0	0	0	0	0	0	0	0	0	0	0	1	1	0	0	0	0	0	W	32-16
10/27	Packers	P	0	0	0	0.0	0.0	0	0	0	0	0	0	0	0	0	0	0	0	0	0	0	0	0	0	L	27-30
11/03	at Eagles	P	0	0	0	0.0	0.0	0	0	0	0	0	0	0	0	0	0	0	1	1	0	0	0	0	0	L	23-28
11/10	Vikings	P	3	1	2	0.0	0.0	0	0	0	0	0	0	0	0	0	0	0	0	0	0	0	0	0	0	L	7-12
11/17	at Lions		ON INACTIVE LIST																							L	6-52
12/01	Texans		ON INACTIVE LIST																							L	20-23
12/08	at Titans	P	0	0	0	0.0	0.0	0	0	0	0	0	0	0	0	0	0	0	0	0	0	0	0	0	0	W	10-6
12/15	Jets	P	1	1	0	0.0	0.0	0	0	0	0	0	0	0	0	0	0	0	0	0	0	0	0	0	0	L	25-32
12/22	at Raiders	P	0	0	0	0.0	0.0	0	0	0	0	0	0	0	0	0	0	0	0	0	0	0	0	0	0	L	14-19
12/29	Titans	P	0	0	0	0.0	0.0	0	0	0	0	0	0	0	0	0	0	0	0	0	0	0	0	0	0	W	20-13
2024 TOTALS			13-3	15	11	4	0.0	0.0	0	0	0	0	0	0	0	0	0	0	3	3	0	0	0	0	0	4-12	

2023 GAME-BY-GAME REGULAR-SEASON STATISTICS (JAGUARS)

DATE	OPPONENT	P/S	TACKLES							INTERCEPTIONS					O. FUMB				ST				MISC		SCORE		
			TK	S	A	SK	YDS	TFL	YDS	QBH	NO	YDS	LG	TD	PD	FF	FR	TD	YDS	TK	S	A	FF	FR		S	A
09/10	at Colts	P	0	0	0	0.0	0.0	0	0	0	0	0	0	0	0	0	0	0	0	0	0	0	0	0	0	W	31-21
09/17	Chiefs	P	0	0	0	0.0	0.0	0	0	0	0	0	0	0	0	0	0	0	0	0	0	0	0	0	0	L	9-17
09/24	Texans	P	0	0	0	0.0	0.0	0	0	0	0	0	0	0	0	0	0	0	0	0	0	0	0	0	0	L	17-37
10/01	Falcons	P	1	1	0	0.0	0.0	0	0	0	0	0	0	0	0	0	0	0	0	0	0	0	0	0	0	W	23-7
10/08	at Bills	P	0	0	0	0.0	0.0	0	0	0	1	0	0	0	0	0	0	0	0	0	0	0	0	0	0	W	25-20
10/15	Colts		ON INACTIVE LIST																							W	37-20
10/19	at Saints		INACTIVE																							W	31-24
10/29	at Steelers		ON INACTIVE LIST																							W	20-10
11/12	49ers		ON INACTIVE LIST																							L	3-34
11/19	Titans		ON INACTIVE LIST																							W	34-14
11/26	at Texans		ON INACTIVE LIST																							W	24-21
12/04	Bengals		ON INACTIVE LIST																							L	31-34+
12/10	at Browns		ON INACTIVE LIST																							L	27-31
12/17	Ravens		ON INACTIVE LIST																							L	7-23
12/24	at Buccaneers		ON INACTIVE LIST																							L	12-30
12/31	Panthers		ON INACTIVE LIST																							W	26-0
01/07	at Titans		ON INACTIVE LIST																							L	20-28
2023 TOTALS			5-0	1	1	0	0.0	0.0	0	0	1	0	0	0	0	0	0	0	0	0	0	0	0	0	0	9-8	

+ - Overtime





ARIK ARMSTEAD | 91

POSITION: DEFENSIVE END
HT: 6-7 | **WT:** 290 | **DOB:** 11-15-1993
COLLEGE: OREGON
HOMETOWN: ELK GROVE, CALIF.
ACQ: UFA (S.F.) -'24
EXP: 10th YEAR

 @arikarmstead
 @arikarmstead

KEY TRANSACTIONS

- Originally drafted by San Francisco in the first round (17th overall) in the 2015 draft
- Signed by Jacksonville as an unrestricted free agent on 3/15/24

PRO

2024 (Jaguars)

- Named the Jaguars' 2024 Walter Payton Man of the Year nominee
- **12/29 vs. TEN:** Posted three tackles and one pass defended
- **12/22 at L.V.:** Recorded three tackles (two solo), one tackle for loss, one quarterback hit and 1.0 sack
- **12/15 vs. NYJ:** Saw action at defensive end
- **12/8 at TEN:** Recorded two tackles (one solo) and one quarterback hit
- **12/1 vs. HOU:** Recorded one solo tackle and one pass defended
- **11/17 at DET:** Posted three solo tackles and one quarterback hit
- **11/10 vs. MIN:** Recorded three solo tackles and one quarterback hit
- **11/3 at PHI:** Saw action at defensive end and recorded three solo tackles
- **10/27 vs. G.B.:** Saw action at defensive end and recorded one solo tackle
- **10/20 vs. N.E.:** Recorded two tackles (one solo), one tackle for loss and one quarterback hit
- **10/6 vs. IND:** Saw action at defensive end and recorded two tackles
- **9/29 at HOU:** Recorded two solo tackles
- **9/23 at BUF:** Saw action at defensive end
- **9/15 vs. CLE:** Saw action at defensive end and recorded two tackles
- **9/8 at MIA:** Recorded one tackle, one tackle for loss, one quarterback hit and 1.0 sack for a five-yard loss

2023 (49ers)

- San Francisco 49ers 2023 Walter Payton NFL Man of the Year Award nominee
- Started in all 12 regular season games he appeared in and recorded 27 tackles (15 solo), 13 quarterback hits, 5.0 sacks, and four tackles for loss
- Started in all three postseason games including Super Bowl LVIII... Recorded 11 tackles (four solo), two quarterback hits, 1.0 sack and one tackle for loss
- In Week 5, he was nominated as the NFLPA Community MVP

2022 (49ers)

- Started in all nine regular season games he appeared in and recorded 11 tackles (eight solo), four quarterback hits, and two tackles for loss
- Started in all three postseason games and recorded 10 tackles (two assists), 2.0 sacks, two quarterback hits and one tackle for loss
- Named the 49ers representative for the Walter Payton Man of the Year Award

2021 (49ers)

- Started 17 regular season games and recorded 63 tackles (29 solo), 11 quarterback hits, seven tackles for loss and 6.0 sacks
- Started in all three postseason matchups and recorded 9 tackles (four solo), five quarterback hits, 3.0 sacks and three tackles for loss
- Named the 49ers representative for the Walter Payton Man of the Year Award
- **1/9 at LAR:** Recorded seven tackles (four solo) and 2.5 sacks... This marks a career-high for most sacks in a single game

2020 (49ers)

- Started 16 regular season games and recorded 49 tackles (29 solo), 13 quarterback hits, six tackles for loss, 3.5 sacks, and three passes defended
- Named the 49ers representative for the Walter Payton Man of the Year Award

2019 (49ers)

- Started 16 regular season games and recorded 54 tackles (32 solo), 18 quarterback hits, 11 tackles for loss, 10.0 sacks, two forced fumbles, two passes defended and one fumble recovered
- Started in all three postseason matchups, including Super Bowl LIV LVIII... Recorded 15 tackles (eight solo), four quarterback hits, 2.0



sacks, one tackle for loss, and one forced fumble

- **10/27 vs. CAR:** Recorded three tackles and 2.0 sacks... This marks the first game in his career with multiple sacks

2018 (49ers)

- Started 16 regular season games and recorded 48 tackles (33 solo), 12 quarterback hits, six tackles for loss and 3.0 sacks

2017 (49ers)

- Started in all six regular season games he appeared in and recorded 16 tackles (eight solo), three quarterback hits, two tackles for loss, 1.5 sacks and one pass defensed
- Placed on the Injured Reserve List on Oct. 17

2016 (49ers)

- Appeared in eight games with four starts and recorded 15 tackles (nine solo), three quarterback hits, 2.5 sacks, two tackles for loss and one forced fumble
- Placed on the Injured Reserve List on Nov. 8

2015 (49ers)

- Appeared in 16 games with one start during his rookie season... Recorded 19 tackles (13 solo) and 2.0 sacks
- Placed on the Injured Reserve List on Nov. 8
- **9/27 at ARI:** Recorded three tackles (two solo), 1.0 sack, and one tackle for loss... This marks the first sack of his career

COLLEGE

- Played collegiately at Oregon from 2012-2014
- Played in all 13 games as a true freshman, finishing the 2012 season with 26 tackles and 0.5 sacks
- Recorded 87 total tackles (41 solo), 10 tackles for loss, 4.0 sacks, two fumble recoveries, two passes defensed and one forced fumble across 39 games
- Posted a career-high nine tackles and one fumble recovery in the College Football Playoff National Championship against Ohio State in the 2014 season

PERSONAL

- He and his wife, Melinda, have two daughters
- Son of Guss and Christa Armstead with one brother and one sister
- His brother, Armond Armstead, played college football at USC and is in the Canadian Football League
- Majored in General Social Science at Oregon
- Attended Pleasant Grove High School in Elk Grove, California

ARIK ARMSTEAD'S NFL REGULAR SEASON DEFENSIVE STATISTICS

DATE	TEAM	GP	GS	TACKLES							INTERCEPTIONS						O. FUMB				ST				MISC										
				TK	S	A	TFL	YDS	SK	YDS	QBH	NO	YDS	LG	TD	PD	FF	FR	TD	YDS	TK	S	A	FF	FR	S	A								
2015	49ers	16	1	19	14	5	2	12	2.0	12.0	8	0	0	0	0	0	0	0	0	0	0	0	0	0	0	0	0	0	0	0	0	0	0	0	0
2016	49ers	8	4	15	9	6	2	9	2.5	4.5	3	0	0	0	0	0	0	1	0	0	0	0	0	0	0	0	0	0	0	0	0	0	0	0	0
2017	49ers	6	6	16	8	8	2	17	1.5	8.5	3	0	0	0	0	0	1	0	0	0	0	0	0	0	0	0	0	0	0	0	0	0	0	0	0
2018	49ers	16	16	48	33	15	6	23	3.0	19.0	12	0	0	0	0	0	0	0	0	0	0	0	0	0	0	0	0	0	0	0	0	0	0	0	0
2019	49ers	16	16	54	32	22	11	75	10.0	73.0	18	0	0	0	0	2	2	1	0	0	0	0	0	0	0	0	0	0	0	0	0	0	0	0	0
2020	49ers	16	16	49	29	20	6	25	3.5	25.5	13	0	0	0	0	3	0	0	0	0	0	0	0	0	0	0	0	0	0	0	0	0	0	0	0
2021	49ers	17	17	63	29	34	7	35	6.0	43.0	11	0	0	0	0	0	0	0	0	0	0	0	0	0	0	0	0	0	0	0	0	0	0	0	0
2022	49ers	9	9	11	8	3	2	3	0.0	0.0	4	0	0	0	0	0	0	0	0	0	0	0	0	0	0	0	0	0	0	0	0	0	0	0	0
2023	49ers	12	12	27	15	12	4	24	5.0	37.0	13	0	0	0	0	0	0	0	0	0	0	0	0	0	0	0	0	0	0	0	0	0	0	0	0
2024	Jaguars	16	0	29	21	8	3	12	2.0	11.0	6	0	0	0	0	2	0	0	0	0	0	0	0	0	0	0	0	0	0	0	0	0	0	0	0
NFL TOTALS		132	97	331	198	133	45	235	35.5	233.5	91	0	0	0	0	0	8	3	1	0	0	0	0	0	0	0	0	0	0	0	0	0	0	0	0

ARIK ARMSTEAD'S NFL POSTSEASON DEFENSIVE STATISTICS

DATE	TEAM	GP	GS	TACKLES							INTERCEPTIONS						O. FUMB				ST				MISC											
				TK	S	A	TFL	YDS	SK	YDS	QBH	NO	YDS	LG	TD	PD	FF	FR	TD	YDS	TK	S	A	FF	FR	S	A									
2019	49ers	3	3	8	7	1	1	8	2.0	15.0	4	0	0	0	0	0	1	0	0	0	0	0	0	0	0	0	0	0	0	0	0	0	0	0	0	
2021	49ers	3	3	9	4	5	3	24	3.0	24.0	5	0	0	0	0	0	0	0	0	0	0	0	0	0	0	0	0	0	0	0	0	0	0	0	0	0
2022	49ers	3	3	10	8	2	1	10	2.0	10.0	2	0	0	0	0	0	0	0	0	0	0	0	0	0	0	0	0	0	0	0	0	0	0	0	0	0
2023	49ers	3	3	11	4	7	1	1	1.0	1.0	2	0	0	0	0	0	0	1	0	0	0	0	0	0	0	0	0	0	0	0	0	0	0	0	0	0
NFL TOTALS		12	12	38	23	15	6	43	8.0	50.0	13	0	0	0	0	0	1	1	0	0	0	0	0	0	0	0	0	0	0	0	0	0	0	0	0	



SINGLE-GAME HIGHS: DEFENSIVE

Total Tackles	10 vs. Arizona Cardinals, Nov 07, 2021 8 vs. Houston Texans, Jan 02, 2022 ...1 more at 8.	Forced Fumbles	1 vs. Seattle Seahawks, Nov 11, 2019 1 vs. Pittsburgh Steelers, Sep 22, 2019 ...1 more at 1.
Solo Tackles	5 vs. Atlanta Falcons, Dec 19, 2021 5 at Dallas Cowboys, Dec 20, 2020 ...1 more at 5.	Fumble Recoveries	1 at Los Angeles Rams, Oct 13, 2019
Sacks	2.5 at Los Angeles Rams, Jan 09, 2022 2.0 vs. Cincinnati Bengals, Oct 29, 2023 ...3 more at 2.0.	Tackles For Loss	2 vs. Cincinnati Bengals, Oct 29, 2023 2 at Los Angeles Rams, Jan 09, 2022 ...4 more at 2.
Passes Defensed	1 vs. Tennessee Titans, Dec 29, 2024 1 vs. Houston Texans, Dec 01, 2024 ...6 more at 1.		

SINGLE-GAME HIGHS - POSTSEASON: DEFENSIVE

Total Tackles	5 at Green Bay Packers, Jan 22, 2022 4 at Dallas Cowboys, Jan 16, 2022	Forced Fumbles	1 vs. Green Bay Packers, Jan 19, 2020
Solo Tackles	3 at Green Bay Packers, Jan 22, 2022 3 vs. Green Bay Packers, Jan 19, 2020	Tackles For Loss	2 at Green Bay Packers, Jan 22, 2022 1 at Dallas Cowboys, Jan 16, 2022 ...1 more at 1.
Sacks	2.0 at Green Bay Packers, Jan 22, 2022 1.0 at Dallas Cowboys, Jan 16, 2022 ...2 more at 1.0.		

2024 GAME-BY-GAME REGULAR-SEASON STATISTICS (JAGUARS)

DATE	OPPONENT	P/S	TACKLES							INTERCEPTIONS					O. FUMB				ST				MISC		W/L	SCORE		
			TK	S	A	SK	YDS	TFL	YDS	QBH	NO	YDS	LG	TD	PD	FF	FR	TD	YDS	TK	S	A	FF	FR			S	A
09/08	at Dolphins	P	1	1	0	1.0	5.0	1	5	1	0	0	0	0	0	0	0	0	0	0	0	0	0	0	0	L	17-20	
09/15	Browns	P	2	2	0	0.0	0.0	0	0	0	0	0	0	0	0	0	0	0	0	0	0	0	0	0	0	L	13-18	
09/23	at Bills	P	0	0	0	0.0	0.0	0	0	0	0	0	0	0	0	0	0	0	0	0	0	0	0	0	0	L	10-47	
09/29	at Texans	P	2	2	0	0.0	0.0	0	0	0	0	0	0	0	0	0	0	0	0	0	0	0	0	0	0	L	20-24	
10/06	Colts	P	2	0	2	0.0	0.0	0	0	0	0	0	0	0	0	0	0	0	0	0	0	0	0	0	0	W	37-34	
10/13	at Bears	P	1	1	0	0.0	0.0	0	0	0	0	0	0	0	0	0	0	0	0	0	0	0	0	0	0	L	16-35	
10/20	Patriots	P	2	1	1	0.0	0.0	1	1	1	0	0	0	0	0	0	0	0	0	0	0	0	0	0	0	W	32-16	
10/27	Packers	P	1	1	0	0.0	0.0	0	0	0	0	0	0	0	0	0	0	0	0	0	0	0	0	0	0	L	27-30	
11/03	at Eagles	P	3	3	0	0.0	0.0	0	0	0	0	0	0	0	0	0	0	0	0	0	0	0	0	0	0	L	23-28	
11/10	Vikings	P	3	3	0	0.0	0.0	0	0	1	0	0	0	0	0	0	0	0	0	0	0	0	0	0	0	L	7-12	
11/17	at Lions	P	3	3	0	0.0	0.0	0	0	1	0	0	0	0	0	0	0	0	0	0	0	0	0	0	0	L	6-52	
12/01	Texans	P	1	1	0	0.0	0.0	0	0	0	0	0	0	0	1	0	0	0	0	0	0	0	0	0	0	L	20-23	
12/08	at Titans	P	2	1	1	0.0	0.0	0	0	1	0	0	0	0	0	0	0	0	0	0	0	0	0	0	0	W	10-6	
12/15	Jets	P	0	0	0	0.0	0.0	0	0	0	0	0	0	0	0	0	0	0	0	0	0	0	0	0	0	L	25-32	
12/22	at Raiders	P	3	2	1	1.0	6.0	1	6	1	0	0	0	0	0	0	0	0	0	0	0	0	0	0	0	L	14-19	
12/29	Titans	P	3	0	3	0.0	0.0	0	0	0	0	0	0	0	1	0	0	0	0	0	0	0	0	0	0	W	20-13	
2024 TOTALS			16-0	29	21	8	2.0	11.0	3	12	6	0	0	0	0	2	0	0	0	0	0	0	0	0	0	0	4-12	

2023 GAME-BY-GAME REGULAR-SEASON STATISTICS (49ERS)

DATE	OPPONENT	P/S	TACKLES							INTERCEPTIONS					O. FUMB				ST				MISC		W/L	SCORE		
			TK	S	A	SK	YDS	TFL	YDS	QBH	NO	YDS	LG	TD	PD	FF	FR	TD	YDS	TK	S	A	FF	FR			S	A
09/10	at Steelers	S	0	0	0	0.0	0.0	0	0	1	0	0	0	0	0	0	0	0	0	0	0	0	0	0	0	0	W	30-7
09/17	at Rams	S	4	3	1	0.0	0.0	0	0	0	0	0	0	0	0	0	0	0	0	0	0	0	0	0	0	0	W	30-23
09/21	Giants	S	0	0	0	0.0	0.0	0	0	1	0	0	0	0	0	0	0	0	0	0	0	0	0	0	0	0	W	30-12
10/01	Cardinals	S	2	1	1	0.0	0.0	0	0	1	0	0	0	0	0	0	0	0	0	0	0	0	0	0	0	0	W	35-16
10/08	Cowboys	S	2	0	2	0.5	3.0	0	0	2	0	0	0	0	0	0	0	0	0	0	0	0	0	0	0	0	W	42-10
10/15	at Browns	S	3	3	0	0.0	0.0	1	1	0	0	0	0	0	0	0	0	0	0	0	0	0	0	0	0	0	L	17-19
10/23	at Vikings	S	0	0	0	0.0	0.0	0	0	1	0	0	0	0	0	0	0	0	0	0	0	0	0	0	0	0	L	17-22
10/29	Bengals	S	4	2	2	2.0	14.0	2	14	2	0	0	0	0	0	0	0	0	0	0	0	0	0	0	0	0	L	17-31
11/12	at Jaguars	S	3	2	1	0.5	3.0	0	0	1	0	0	0	0	0	0	0	0	0	0	0	0	0	0	0	0	W	34-3
11/19	Buccaneers	S	3	2	1	1.0	9.0	1	9	2	0	0	0	0	0	0	0	0	0	0	0	0	0	0	0	0	W	27-14
11/23	at Seahawks	S	5	2	3	1.0	8.0	0	0	2	0	0	0	0	0	0	0	0	0	0	0	0	0	0	0	0	W	31-13
12/03	at Eagles	S	1	0	1	0.0	0.0	0	0	0	0	0	0	0	0	0	0	0	0	0	0	0	0	0	0	0	W	42-19
12/10	Seahawks																									W	28-16	
12/17	at Cardinals																									W	45-29	
12/25	Ravens																									L	19-33	
12/31	at Commanders																									W	27-10	
01/07	Rams																									L	20-21	
2023 TOTALS			12-12	27	15	12	5.0	37.0	4	24	13	0	0	0	0	0	0	0	0	0	0	0	0	0	0	0	12-5	



2023 GAME-BY-GAME POSTSEASON STATISTICS (49ERS)

DATE	OPPONENT	P/S	TACKLES							INTERCEPTIONS					O. FUMB				ST				MISC			SCORE		
			TK	S	A	SK	YDS	TFL	YDS	QBH	NO	YDS	LG	TD	PD	FF	FR	TD	YDS	TK	S	A	FF	FR	S		A	W/L
01/20	Packers	S	3	1	2	0.0	0.0	0	0	0	0	0	0	0	0	0	0	0	0	0	0	0	0	0	0	0	W	24-21
01/28	Lions	S	2	0	2	0.0	0.0	0	0	0	1	0	0	0	0	0	0	0	1	0	0	0	0	0	0	W	34-31	
02/11	at Chiefs	S	6	3	3	1.0	1.0	1	1	1	0	0	0	0	0	0	0	0	0	0	0	0	0	0	0	L	22-25+	
2023 TOTALS		3-3	11	4	7	1.0	1.0	1	1	2	0	0	0	0	0	0	1	0	0	0	0	0	0	0	0	2-1		



+ - Overtime





C.J. BEATHARD | 19

POSITION: QUARTERBACK
HT: 6-2 | **WT:** 215 | **DOB:** 11-16-1993
COLLEGE: IOWA
HOMETOWN: FRANKLIN, TENN.
ACQ: P.S. (MIA)-'24
EXP: 8th YEAR

 @cjbeathard
 @ceejaybeat_hard

KEY TRANSACTIONS

- Originally drafted by San Francisco in the third round (107th overall) in the 2017 Draft
- Signed by Jacksonville as an unrestricted free agent on 3/24/21
- Signed a contract with Jacksonville on 2/24/23
- Released by Jacksonville on 8/27/24
- Signed with Miami's practice squad on 10/23/24
- Signed by Jacksonville off of Miami's practice squad on 11/6/24

PRO

2024 (Jaguars)

- **12/29 vs. TEN:** Did not play
- **12/22 at L.V.:** Did not play
- **12/15 vs. NYJ:** Did not play
- **12/8 at TEN:** Did not play
- **12/1 vs. HOU:** Inactive (emergency third quarterback)
- **11/17 at DET:** Did not play
- **11/10 vs. MIN:** Did not play

2023 (Jaguars)

- Appeared in seven games (one start) and completed 40 passes on 53 attempts for 349 yards and one touchdown
- **12/31 vs. CAR:** Started at quarterback and completed 17 of 24 passes for 178 yards... Rushed three times for 24 yards
- **12/24 at T.B.:** Replaced Trevor Lawrence at quarterback in the fourth quarter after Lawrence left the game with a shoulder injury... Completed 11 of 15 passes for 94 yards and one touchdown... Rushed one time for six yards
- **12/4 vs. CIN:** Replaced Trevor Lawrence at quarterback in the fourth quarter after he left with an ankle injury... Completed nine passes on 10 attempts for 63 yards... Rushed for seven yards on one attempt

2022 (Jaguars)

- Saw action in four games in 2022
- **1/1 at HOU:** Replaced QB Trevor Lawrence in the third quarter and completed five of eight passes for 29 yards

2021 (Jaguars)

- Appeared in two games in 2021
- **11/7 vs. BUF:** Replaced QB Trevor Lawrence in the second quarter after Lawrence briefly left the game with an ankle injury... Finished the game 2-of-2 for 33 yards

2020 (49ers)

- Appeared in six games (two starts) and completed 66 of 104 attempts for 787 yards and six TDs.

2019 (49ers)

- Did not play

2018 (49ers)

- Played in six games (five starts) and completed 102 of 169 attempts for 1,252 yards and eight TDs
- **9/30 at LAC:** Completed 23 of 37 attempts for 298 yards and tied his career high with two TDs

2017 (49ers)

- Played in seven games (five starts) and completed 123 of 224 attempts for 1,430 yards and four TDs. Set the single-season franchise record for attempts (224), completions (123) and passing yards (1,430) by a rookie quarterback
- Added 26 carries for 136 yards and three TDs rushing
- His three rushing TDs set the single-season franchise record for rushing TDs by a rookie quarterback



COLLEGE

- In four seasons with Iowa, played in 41 games (28 starts) and completed 454 of 782 attempts for 5,562 yards, 40 TDs and 19 INTs
- Finished his collegiate career ranked sixth in school history in career TD passes (40), seventh in completions (454) and attempts (782) and eighth in passing yards (5,562)
- In 2016, he was named a captain and earned Academic All-Big Ten and honorable mention All-Big Ten honors
- As a junior, he was named the team's Most Valuable Player (offense) and was named a captain
- Also earned Second-Team All-Big Ten honors, the "Extra Heartbeat" Award (offense) and Players' Choice Award (offense)

PERSONAL

- Attended Battle Ground Academy (Franklin, Tenn.) and led the state of Tennessee in passing yards, completions and TDs as a junior and senior
- Earned first-team all-state honors and was runner-up for the "Mr. Football Award" in Tennessee as a senior
- Four-year letterman in both football and baseball
- Born Casey Jarrett Beathard
- Majored in leisure studies (recreation and sport business) at Iowa
- Has one daughter named Lyla and is expecting another child in January with his wife Madelyn
- His dad Casey Beathard is a country music songwriter and his brother Tucker is a country music singer
- His grandfather Bobby Beathard was inducted into the Pro Football Hall of Fame in 2018 for his role as the GM of the Commanders and Chargers.... In 38 seasons as an NFL executive, he appeared in seven super bowls winning four

C.J. BEATHARD'S NFL REGULAR SEASON PASSING STATISTICS

DATE	TEAM	GP	GS	ATT.	CMP.	PCT.	YDS	AVG.	TD	INT.	LG	SK	LST	RATE
2017	49ers	7	5	224	123	54.9	1,430	6.4	4	6	83t	19	141	69.2
2018	49ers	6	5	169	102	60.4	1,252	7.4	8	7	82t	18	156	81.8
2019	49ers	0	0	0	0	0.0	0	0.0	0	0	0	0	0	0.0
2020	49ers	6	2	104	66	63.5	787	7.6	6	0	49t	9	71	105.7
2021	Jaguars	2	0	2	2	100.0	33	16.5	0	0	28	0	0	118.8
2022	Jaguars	4	0	11	7	63.6	35	3.2	0	1	11	1	5	30.5
2023	Jaguars	7	1	53	40	75.5	349	6.6	1	0	48	6	27	98.7
2024	Jaguars	0	0	0	0	0.0	0	0.0	0	0	0	0	0	0.0
TOTALS		32	13	563	340	60.4	3,886	6.9	19	14	83T	53	400	82.1

C.J. BEATHARD'S NFL POSTSEASON PASSING STATISTICS

DATE	TEAM	GP	GS	ATT.	CMP.	PCT.	YDS	AVG.	TD	INT.	LG	SK	LST	RATE
2019	49ers	0	0	0	0	0.0	0	0.0	0	0	0	0	0	0.0
2022	Jaguars	0	0	0	0	0.0	0	0.0	0	0	0	0	0	0.0
TOTALS		0	0	0	0	0.0	0	0.0	0	0	0	0	0	0.0

C.J. BEATHARD'S NFL REGULAR SEASON RUSHING STATISTICS

DATE	TEAM	NO.	YDS.	AVG.	LG	TD
2017	49ers	26	136	5.2	16	3
2018	49ers	19	69	3.6	13	1
2019	49ers	0	0	0.0	0	0
2020	49ers	6	28	4.7	17	0
2021	Jaguars	1	2	2.0	2	0
2022	Jaguars	4	-4	-1.0	0	0
2023	Jaguars	8	35	4.4	19	0
2024	Jaguars	0	0	0.0	0	0
TOTALS		64	266	4.2	19	4

C.J. BEATHARD'S NFL POSTSEASON RUSHING STATISTICS

DATE	TEAM	NO.	YDS.	AVG.	LG	TD
2019	49ers	0	0	0.0	0	0
2022	Jaguars	0	0	0.0	0	0
TOTALS		0	0	0.0	0	0

C.J. BEATHARD'S NFL REGULAR SEASON PASSING/RUSHING STATISTICS

DATE	TEAM	GP	GS	PASSING											RUSHING				
				ATT.	CMP.	PCT.	YDS	AVG.	TD	INT.	LG	SK	LST	RATE	NO.	YDS.	AVG.	LG	TD
2017	49ers	7	5	224	123	54.9	1,430	6.4	4	6	83t	19	141	69.2	26	136	5.2	16	3
2018	49ers	6	5	169	102	60.4	1,252	7.4	8	7	82t	18	156	81.8	19	69	3.6	13	1
2019	49ers	0	0	0	0	0.0	0	0.0	0	0	0	0	0	0.0	0	0	0.0	0	0
2020	49ers	6	2	104	66	63.5	787	7.6	6	0	49t	9	71	105.7	6	28	4.7	17	0
2021	Jaguars	2	0	2	2	100.0	33	16.5	0	0	28	0	0	118.8	1	2	2.0	2	0
2022	Jaguars	4	0	11	7	63.6	35	3.2	0	1	11	1	5	30.5	4	-4	-1.0	0	0
2023	Jaguars	7	1	53	40	75.5	349	6.6	1	0	48	6	27	98.7	8	35	4.4	19	0
2024	Jaguars	0	0	0	0	0.0	0	0.0	0	0	0	0	0	0.0	0	0	0.0	0	0
TOTALS		32	13	563	340	60.4	3,886	6.9	19	14	83T	53	400	82.1	64	266	4.2	19	4



C.J. BEATHARD'S NFL POSTSEASON PASSING/RUSHING STATISTICS

DATE	TEAM	PASSING													RUSHING				
		GP	GS	ATT.	CMP.	PCT.	YDS	AVG.	TD	INT.	LG	SK	LST	RATE	NO.	YDS.	AVG.	LG	TD
2019	49ers	0	0	0	0	0.0	0	0.0	0	0	0	0	0	0.0	0	0	0.0	0	0
2022	Jaguars	0	0	0	0	0.0	0	0.0	0	0	0	0	0	0.0	0	0	0.0	0	0
TOTALS		0	0	0	0	0.0	0	0.0	0	0	0	0	0	0.0	0	0	0.0	0	0

SINGLE-GAME HIGHS: QUARTERBACK

Pass Attempts	54 vs. Arizona Cardinals, Oct 07, 2018 51 vs. Arizona Cardinals, Nov 05, 2017	Passer Rating	125.4 at Arizona Cardinals, Dec 26, 2020 123.4 vs. New York Giants, Nov 12, 2017
Pass Completions	34 vs. Arizona Cardinals, Oct 07, 2018 25 vs. Seattle Seahawks, Jan 03, 2021	Rush Attempts	7 at Los Angeles Chargers, Sep 30, 2018 6 vs. Seattle Seahawks, Nov 26, 2017 ...1 more at 6.
Yards Passing	349 vs. Arizona Cardinals, Oct 07, 2018 298 at Los Angeles Chargers, Sep 30, 2018	Rushing Yards	40 at Philadelphia Eagles, Oct 29, 2017 30 vs. Dallas Cowboys, Oct 22, 2017
TD Passes	3 at Arizona Cardinals, Dec 26, 2020 2 at Green Bay Packers, Oct 15, 2018 ...3 more at 2.	Rushing Average	2.7 at Los Angeles Chargers, Sep 30, 2018
Long Passes	83t vs. New York Giants, Nov 12, 2017 82t at Los Angeles Chargers, Sep 30, 2018	Longest Runs	19 vs. Carolina Panthers, Dec 31, 2023 17 at Arizona Cardinals, Dec 26, 2020
Completion Percentage	76.0 vs. New York Giants, Nov 12, 2017 73.7 vs. Philadelphia Eagles, Oct 04, 2020	Rushing TDs	1 vs. Arizona Cardinals, Oct 07, 2018 1 vs. New York Giants, Nov 12, 2017 ...2 more at 1.

300-YARD PASSING GAMES (1): REGULAR SEASON

DATE	TEAM	NO.	YDS.	AVG.	LG	TD
10/07/18	CARDINALS	34	349	10.3	45	2

2024 GAME-BY-GAME REGULAR-SEASON STATISTICS (JAGUARS)

DATE	OPPONENT	P/S	PASSING											RUSHING					W/L	SCORE	
			ATT	CMP	YDS	PCT	Y/A	Y/C	TD	INT	LG	SK/YD	RATE	ATT	YDS	LG	TD				
09/08	at Dolphins																			L	17-20
09/15	Browns																			L	13-18
09/23	at Bills																			L	10-47
09/29	at Texans																			L	20-24
10/06	Colts																			W	37-34
10/13	at Bears																			L	16-35
10/20	Patriots																			W	32-16
10/27	Packers																			L	27-30
11/03	at Eagles																			L	23-28
11/10	Vikings																			L	7-12
11/17	at Lions																			L	6-52
12/01	Texans																			L	20-23
12/08	at Titans																			W	10-6
12/15	Jets																			L	25-32
12/22	at Raiders																			L	14-19
12/29	Titans																			W	20-13
2024 TOTALS		0-0	0	0	0	0.0	0.0	0.0	0	0	0	0/0	0.0	0	0	0	0	0	0	4-12	



2023 GAME-BY-GAME REGULAR-SEASON STATISTICS (JAGUARS)

DATE	OPPONENT	P/S	PASSING											RUSHING				W/L	SCORE			
			ATT	CMP	YDS	PCT	Y/A	Y/C	TD	INT	LG	SK/YD	RATE	ATT	YDS	LG	TD					
09/10	at Colts																				W	31-21
09/17	Chiefs																				L	9-17
09/24	Texans	P	2	2	9	100.0	4.5	4.5	0	0	6	0/0	85.4	0	0	0	0				L	17-37
10/01	Falcons																				W	23-7
10/08	at Bills																				W	25-20
10/15	Colts	P	0	0	0	0.0	0.0	0.0	0	0	0	0/0	0.0	3	-2	0	0				W	37-20
10/19	at Saints																				W	31-24
10/29	at Steelers																				W	20-10
11/12	49ers	P	2	1	5	50.0	2.5	5.0	0	0	5	0/0	56.2	0	0	0	0				L	3-34
11/19	Titans	P	0	0	0	0.0	0.0	0.0	0	0	0	0/0	0.0	0	0	0	0				W	34-14
11/26	at Texans																				W	24-21
12/04	Bengals	P	10	9	63	90.0	6.3	7.0	0	0	19	2/2	92.9	1	7	7	0				L	31-34+
12/10	at Browns																				L	27-31
12/17	Ravens																				L	7-23
12/24	at Buccaneers	P	15	11	94	73.3	6.3	8.5	1	0	15	1/9	111.5	1	6	6	0				L	12-30
12/31	Panthers	S	24	17	178	70.8	7.4	10.5	0	0	48	3/16	92.0	3	24	19	0				W	26-0
01/07	at Titans																				L	20-28
2023 TOTALS		7-1	53	40	349	75.5	6.6	8.7	1	0	48	6/27	98.7	8	35	19	0				9-8	



+ - Overtime





TANK BIGSBY | 4

POSITION: RUNNING BACK
HT: 5-11 | **WT:** 215 | **DOB:** 8-30-2002
COLLEGE: AUBURN
HOMETOWN: LAGRANGE, GA.
ACQ: D3-'23
EXP: 2nd YEAR

 tank_bigsby
 tank_bigsby

KEY TRANSACTIONS

- Originally drafted by Jacksonville in the third round (88th overall) of the 2023 Draft

PRO

2024 (Jaguars)

- 12/29 vs. TEN:** Rushed for 33 yards on 11 attempts
- 12/22 at L.V.:** Rushed for 50 yards and one touchdown on 12 attempts... Recorded one reception for one yard
- 12/15 vs. NYJ:** Saw action at running back and rushed for 42 yards on 11 attempts
- 12/8 at TEN:** Rushed for 55 yards and one touchdown on 18 attempts
- 12/1 vs. HOU:** Rushed for 28 yards on seven carries and caught one pass for seven yards
- 11/17 at DET:** Inactive due to injury
- 11/10 vs. MIN:** Rushed for four yards on two attempts and returned one kickoff for 24 yards
- 11/3 at PHI:** Rushed for 22 yards on eight carries
- 10/27 vs. G.B.:** Started at running back and rushed for 78 yards on 18 carries
- 10/20 vs. N.E.:** Rushed for a career-high 118 yards and two touchdowns on a career-high 26 attempts... Posted his second-career game with at least 100 yards and two touchdowns
- 10/13 at CHI:** Recorded 24 yards on seven rush attempts and returned three kickoffs for 102 yards
- 10/6 vs. IND:** Totaled a single-game career-high 101 yards and two touchdowns on 13 rushes... His 65-yard touchdown carry tied RB Saquon Barkley for the third-longest rushing touchdown in the NFL this season and sixth-longest in franchise history
- 9/29 at HOU:** Rushed for 90 yards on seven carries, including a 58-yard carry which was the team's longest run this season and the fifth-longest against Houston in franchise history
- 9/23 at BUF:** Rushed two times for nine yards
- 9/15 vs. CLE:** Saw action on special teams
- 9/8 at MIA:** Set single-game career highs in carries (12) and rushing yards (73)

2023 (Jaguars)

- Saw action in all 17 regular season games... Recorded 50 rushing attempts for 132 yards and two touchdowns... He also saw action on special teams tallying four kick returns for 99 yards
- 1/7 at TEN:** Rushed three times for 16 yards and returned four kicks for 99 yards... His 99 single-game kick return yards ranked third-most among rookies
- 12/31 vs. CAR:** Rushed 10 times for 32 yards setting a career-high in both rushing attempts and rushing yards... saw action on special teams
- 9/10 at IND:** Recorded 13 yards and a touchdown on seven attempts in NFL debut

COLLEGE

- Recorded 2,903 rushing yards, 25 touchdowns, and 13 career 100-yard games while at Auburn
- Rushed for a career-high 192 yards on 12/12/20 at Mississippi State
- Recorded a career-high 268 all-purpose yards on 10/10/20 at Arkansas
- Was the 2020 SEC Freshman of the Year

PERSONAL

- Given name is Cartavious
- His mother gave him the nickname Tank when he was seven years old
- Was one of 45 drafted players to attend the NFL Players Association Rookie Premiere in 2023
- Favorite movie is Friday

TANK BIGSBY'S NFL REGULAR SEASON RUSHING/RECEIVING STATISTICS

DATE	TEAM	RUSHING							RECEIVING				
		GP	GS	NO.	YDS.	AVG.	LG	TD	NO.	YDS.	AVG.	LG	TD
2023	Jaguars	17	0	50	132	2.6	12	2	1	6	6.0	6	0
2024	Jaguars	15	1	154	727	4.7	65t	6	6	51	8.5	28	0
NFL TOTALS		32	1	204	859	4.2	65T	8	7	57	8.1	28	0



TANK BIGSBY'S NFL REGULAR SEASON RETURN STATISTICS

DATE	TEAM	KICKOFF RETURNS					PUNT RETURNS					
		RET.	YDS.	AVG.	LG	TD	NO.	FC	YDS.	AVG.	LG	TD
2023	Jaguars	4	99	24.8	31	0	0	0	0	0.0	0	0
2024	Jaguars	6	195	32.5	41	0	0	0	0	0.0	0	0
NFL TOTALS		10	294	29.4	41	0	0	0	0	0.0	0	0

SINGLE-GAME HIGHS: RUSHING/RECEIVING

Rush Attempts	26 vs. New England Patriots, Oct 20, 2024 18 at Tennessee Titans, Dec 08, 2024 ...1 more at 18.	All-Purpose Yards	129 vs. Indianapolis Colts, Oct 06, 2024 126 at Chicago Bears, Oct 13, 2024
Rushing Yards	118 vs. New England Patriots, Oct 20, 2024 101 vs. Indianapolis Colts, Oct 06, 2024	Kickoff Returns	4 at Tennessee Titans, Jan 07, 2024 3 at Chicago Bears, Oct 13, 2024
Rushing Average	12.9 at Houston Texans, Sep 29, 2024 7.8 vs. Indianapolis Colts, Oct 06, 2024	Kickoff Return Yards	102 at Chicago Bears, Oct 13, 2024 99 at Tennessee Titans, Jan 07, 2024
Longest Runs	65t vs. Indianapolis Colts, Oct 06, 2024 58 at Houston Texans, Sep 29, 2024	Longest Kickoff Return	41 at Philadelphia Eagles, Nov 03, 2024 41 at Chicago Bears, Oct 13, 2024
Rushing TDs	2 vs. New England Patriots, Oct 20, 2024 2 vs. Indianapolis Colts, Oct 06, 2024	Kickoff Return Average	34.0 at Chicago Bears, Oct 13, 2024 24.8 at Tennessee Titans, Jan 07, 2024
Receptions	2 vs. Green Bay Packers, Oct 27, 2024 1 vs. Indianapolis Colts, Oct 06, 2024 ...1 more at 1.	Most TDs	2 vs. New England Patriots, Oct 20, 2024 2 vs. Indianapolis Colts, Oct 06, 2024
Receiving Yards	28 vs. Indianapolis Colts, Oct 06, 2024 8 vs. Green Bay Packers, Oct 27, 2024	Scrimmage Yards	129 vs. Indianapolis Colts, Oct 06, 2024 118 vs. New England Patriots, Oct 20, 2024
Longest Receptions	28 vs. Indianapolis Colts, Oct 06, 2024 7 at Tennessee Titans, Dec 08, 2024 ...1 more at 7.		

100-YARD RUSHING GAMES (2): REGULAR SEASON

DATE	TEAM	ATT.	YDS.	AVG.	LG	TD
10/06/24	COLTS	13	101	7.8	65t	2
10/20/24	PATRIOTS	26	118	4.5	13	2

2024 GAME-BY-GAME REGULAR-SEASON STATISTICS (JAGUARS)

DATE	OPPONENT	P/S	RUSHING					RECEIVING					W/L	SCORE
			NO.	YDS.	AVG.	LG	TD	NO.	YDS.	AVG.	LG	TD		
09/08	at Dolphins	P	12	73	6.1	26	0	0	0	0.0	0	0	L	17-20
09/15	Browns	P	0	0	0.0	0	0	0	0	0.0	0	0	L	13-18
09/23	at Bills	P	2	9	4.5	7	0	0	0	0.0	0	0	L	10-47
09/29	at Texans	P	7	90	12.9	58	0	0	0	0.0	0	0	L	20-24
10/06	Colts	P	13	101	7.8	65t	2	1	28	28.0	28	0	W	37-34
10/13	at Bears	P	7	24	3.4	8	0	0	0	0.0	0	0	L	16-35
10/20	Patriots	P	26	118	4.5	13	2	0	0	0.0	0	0	W	32-16
10/27	Packers	S	18	78	4.3	16	0	2	8	4.0	6	0	L	27-30
11/03	at Eagles	P	8	22	2.8	10	0	0	0	0.0	0	0	L	23-28
11/10	Vikings	P	2	4	2.0	3	0	0	0	0.0	0	0	L	7-12
11/17	at Lions							ON INACTIVE LIST					L	6-52
12/01	Texans	P	7	28	4.0	19	0	1	7	7.0	7	0	L	20-23
12/08	at Titans	P	18	55	3.1	12	1	1	7	7.0	7	0	W	10-6
12/15	Jets	P	11	42	3.8	14	0	0	0	0.0	0	0	L	25-32
12/22	at Raiders	P	12	50	4.2	10	1	1	1	1.0	1	0	L	14-19
12/29	Titans	P	11	33	3.0	7	0	0	0	0.0	0	0	W	20-13
2024 TOTALS		15-1	154	727	4.7	65T	6	6	51	8.5	28	0	4-12	



2023 GAME-BY-GAME REGULAR-SEASON STATISTICS (JAGUARS)

DATE	OPPONENT	P/S	RUSHING					RECEIVING					W/L	SCORE
			NO.	YDS.	AVG.	LG	TD	NO.	YDS.	AVG.	LG	TD		
09/10	at Colts	P	7	13	1.9	4	1	0	0	0.0	0	0	W	31-21
09/17	Chiefs	P	0	0	0.0	0	0	0	0	0.0	0	0	L	9-17
09/24	Texans	P	2	10	5.0	9	1	0	0	0.0	0	0	L	17-37
10/01	Falcons	P	3	10	3.3	6	0	0	0	0.0	0	0	W	23-7
10/08	at Bills	P	3	8	2.7	7	0	0	0	0.0	0	0	W	25-20
10/15	Colts	P	3	2	0.7	3	0	1	6	6.0	6	0	W	37-20
10/19	at Saints	P	2	2	1.0	2	0	0	0	0.0	0	0	W	31-24
10/29	at Steelers	P	3	9	3.0	9	0	0	0	0.0	0	0	W	20-10
11/12	49ers	P	3	5	1.7	3	0	0	0	0.0	0	0	L	3-34
11/19	Titans	P	9	21	2.3	6	0	0	0	0.0	0	0	W	34-14
11/26	at Texans	P	1	6	6.0	6	0	0	0	0.0	0	0	W	24-21
12/04	Bengals	P	0	0	0.0	0	0	0	0	0.0	0	0	L	31-34+
12/10	at Browns	P	0	0	0.0	0	0	0	0	0.0	0	0	L	27-31
12/17	Ravens	P	1	-2	-2.0	-2	0	0	0	0.0	0	0	L	7-23
12/24	at Buccaneers	P	0	0	0.0	0	0	0	0	0.0	0	0	L	12-30
12/31	Panthers	P	10	32	3.2	12	0	0	0	0.0	0	0	W	26-0
01/07	at Titans	P	3	16	5.3	8	0	0	0	0.0	0	0	L	20-28
2023 TOTALS		17-0	50	132	2.6	12	2	1	6	6.0	6	0	9-8	

+ - Overtime

2023 GAME-BY-GAME REGULAR-SEASON STATISTICS (JAGUARS)

DATE	OPPONENT	P/S	KICKOFF RETURNS					PUNT RETURNS					W/L	SCORE		
			RET	YDS	AVG	LG	TD	NO	FC	YDS	AVG	LG			TD	
09/10	at Colts	P	0	0	0.0	0	0	0	0	0	0	0.0	0	0	W	31-21
09/17	Chiefs	P	0	0	0.0	0	0	0	0	0	0	0.0	0	0	L	9-17
09/24	Texans	P	0	0	0.0	0	0	0	0	0	0	0.0	0	0	L	17-37
10/01	Falcons	P	0	0	0.0	0	0	0	0	0	0	0.0	0	0	W	23-7
10/08	at Bills	P	0	0	0.0	0	0	0	0	0	0	0.0	0	0	W	25-20
10/15	Colts	P	0	0	0.0	0	0	0	0	0	0	0.0	0	0	W	37-20
10/19	at Saints	P	0	0	0.0	0	0	0	0	0	0	0.0	0	0	W	31-24
10/29	at Steelers	P	0	0	0.0	0	0	0	0	0	0	0.0	0	0	W	20-10
11/12	49ers	P	0	0	0.0	0	0	0	0	0	0	0.0	0	0	L	3-34
11/19	Titans	P	0	0	0.0	0	0	0	0	0	0	0.0	0	0	W	34-14
11/26	at Texans	P	0	0	0.0	0	0	0	0	0	0	0.0	0	0	W	24-21
12/04	Bengals	P	0	0	0.0	0	0	0	0	0	0	0.0	0	0	L	31-34+
12/10	at Browns	P	0	0	0.0	0	0	0	0	0	0	0.0	0	0	L	27-31
12/17	Ravens	P	0	0	0.0	0	0	0	0	0	0	0.0	0	0	L	7-23
12/24	at Buccaneers	P	0	0	0.0	0	0	0	0	0	0	0.0	0	0	L	12-30
12/31	Panthers	P	0	0	0.0	0	0	0	0	0	0	0.0	0	0	W	26-0
01/07	at Titans	P	4	99	24.8	31	0	0	0	0	0.0	0	0	L	20-28	
2023 TOTALS		17-0	4	99	24.8	31	0	0	0	0	0.0	0	0	9-8		

+ - Overtime





MONTARIC BROWN | 30

POSITION: CORNERBACK
HT: 6-0 | **WT:** 190 | **DOB:** 8-24-1999
COLLEGE: ARKANSAS
HOMETOWN: ASHDOWN, ARK.
ACQ: D7-'22
EXP: 3rd YEAR

 lockdown_2121
 montaric_brown

KEY TRANSACTIONS

- Originally selected by Jacksonville in the seventh round (222nd overall) in the 2022 draft

PRO

- Brown is one of three players in the NFL with 70-plus tackles, eight-plus passes defended, six-plus tackles for loss and an interception (S Brian Branch and CB Jarvis Brownlee Jr.) in 2024

2024 (Jaguars)

- 12/29 vs. TEN:** Started at cornerback and recorded seven tackles (four solo) and one pass defended
- 12/22 at L.V.:** Started at cornerback and recorded two solo tackles and one tackle for loss
- 12/15 vs. NYJ:** Started at cornerback
- 12/8 at TEN:** Started at cornerback and totaled five tackles (four solo) and two passes defended
- 12/1 vs. HOU:** Recorded two solo tackles and one pass defended
- 11/17 at DET:** Saw action at cornerback and recorded five tackles (two solo)
- 11/10 vs. MIN:** Recorded two solo tackles, one pass defended and one interception... His interception was the first of his career
- 11/3 at PHI:** Saw action at cornerback and on special teams
- 10/27 vs. G.B.:** Recorded four solo tackles and a career-high-tying two tackles for loss
- 10/20 vs. N.E.:** Saw action at cornerback and recorded one tackle
- 10/13 at CHI:** Started at cornerback and recorded seven tackles (five solo)
- 10/6 vs. IND:** Started at cornerback and totaled eight tackles (four solo)
- 9/29 at HOU:** Started at cornerback and added eight tackles (five solo), a single-game career-high three passes defended and one tackle for loss... Became the seventh player in franchise history and first since CB Aaron Colvin on Nov. 19, 2015 to record five-plus tackles, three-plus passes defended and one-or-more tackles for loss in a single game
- 9/23 at BUF:** Started at cornerback and tied for the team lead with seven tackles (four solo)
- 9/15 vs. CLE:** Started at cornerback and recorded his single-game career-high 11 tackles (all solo) and two tackles for loss
- 9/8 at MIA:** Saw action on defense and recorded three tackles (two solo)

2023 (Jaguars)

- Played in 12 games (six starts) and recorded 34 tackles (25 solo) and four passes defended
- 12/10 at CLE:** Started at cornerback and posted seven solo tackles and one pass defended... Saw action on special teams
- 11/19 vs. TEN:** Started at cornerback and recorded six total tackles (four solo) with one pass defended... Saw action on special teams
- 10/19 at N.O.:** Started at cornerback and posted four total tackles (three solo) and two passes defended... His pass defended on fourth-and-sixth with 25 seconds left in the game sealed the victory for the Jaguars... Saw action on special teams

2022 (Jaguars)

- Saw action in eight games with one start posting five tackles (four solo) on defense and one special teams tackle
- 11/13 at K.C.:** Saw action on defense and special teams and recorded three solo tackles
- 11/6 vs. L.V.:** Saw action on defense and posted two total tackles and saw action on special teams
- 9/25 at LAC:** Saw action on four special teams snaps in his regular-season NFL debut

COLLEGE

- Started all 13 games for the Razorbacks in his final season leading the Southeastern Conference with five interceptions and making 54 total tackles to earn First-Team All-SEC honors... His five interceptions were the most by a Razorback since Tramain Thomas in 2011
- As a junior, played and started in eight games at cornerback... Logged 31 tackles (20 solo) with 2.0 tackles for loss, one interception and one forced fumble... Led the team with six passes broken up
- Started all 10 games at cornerback he played in for the Razorbacks in 2019... Totaled 760 plays, according to Pro Football Focus, with 659 snaps on defense, also seeing time on Arkansas' various special teams units... Recorded 39 total tackles, 25 solo, with one for loss, as well as three pass breakups, an interception and a fumble recovery
- Played in 11 games, starting three for the Razorbacks as a freshman... Recorded nine tackles, eight unassisted, with one pass breakup

PERSONAL

- No. 1 ranked player in Arkansas after his senior year of high school
- Chose Arkansas over Alabama, Auburn, LSU, Oklahoma, Oklahoma State, Baylor and Missouri
- His favorite athlete growing up was Sean Taylor



MONTARIC BROWN'S NFL REGULAR SEASON DEFENSIVE STATISTICS

DATE	TEAM	GP	GS	TK	S	A	TACKLES				INTERCEPTIONS				O. FUMB				ST				MISC								
							TFL	YDS	SK	YDS	QBH	NO	YDS	LG	TD	PD	FF	FR	TD	YDS	TK	S	A	FF	FR	S	A				
2022	Jaguars	8	1	5	4	1	0	0	0.0	0.0	0	0	0	0	0	0	0	0	0	0	0	0	0	0	1	0	1	0	0	0	0
2023	Jaguars	12	6	34	25	9	0	0	0.0	0.0	0	0	0	0	0	0	4	0	0	0	0	0	0	0	0	0	0	0	0	0	0
2024	Jaguars	16	9	72	53	19	6	13	0.0	0.0	0	1	0	0	0	8	0	0	0	0	0	0	0	0	0	0	0	0	0	0	0
NFL TOTALS		36	16	111	82	29	6	13	0.0	0.0	0	1	0	0	0	12	0	0	0	0	0	0	0	0	1	0	1	0	0	0	0

SINGLE-GAME HIGHS: DEFENSIVE

Total Tackles 11 vs. Cleveland Browns, Sep 15, 2024
 8 vs. Indianapolis Colts, Oct 06, 2024
 ...1 more at 8.

Tackles For Loss 2 vs. Green Bay Packers, Oct 27, 2024
 2 vs. Cleveland Browns, Sep 15, 2024

Solo Tackles 11 vs. Cleveland Browns, Sep 15, 2024
 7 at Cleveland Browns, Dec 10, 2023

Interceptions 1 vs. Minnesota Vikings, Nov 10, 2024

Passes Defensed 3 at Houston Texans, Sep 29, 2024
 2 at Tennessee Titans, Dec 08, 2024
 ...1 more at 2.

2024 GAME-BY-GAME REGULAR-SEASON STATISTICS (JAGUARS)

DATE	OPPONENT	P/S	TACKLES				INTERCEPTIONS				O. FUMB				ST				MISC		W/L	SCORE									
			TK	S	A	SK	YDS	TFL	YDS	QBH	NO	YDS	LG	TD	PD	FF	FR	TD	YDS	TK			S	A	FF	FR	S	A			
09/08	at Dolphins	P	3	2	1	0.0	0.0	0	0	0	0	0	0	0	0	0	0	0	0	0	0	0	0	0	0	L	17-20				
09/15	Browns	S	11	11	0	0.0	0.0	2	3	0	0	0	0	0	0	0	0	0	0	0	0	0	0	0	0	L	13-18				
09/23	at Bills	S	7	4	3	0.0	0.0	0	0	0	0	0	0	0	0	0	0	0	0	0	0	0	0	0	0	L	10-47				
09/29	at Texans	S	8	5	3	0.0	0.0	1	2	0	0	0	0	0	3	0	0	0	0	0	0	0	0	0	0	L	20-24				
10/06	Colts	S	8	4	4	0.0	0.0	0	0	0	0	0	0	0	0	0	0	0	0	0	0	0	0	0	0	W	37-34				
10/13	at Bears	S	7	5	2	0.0	0.0	0	0	0	0	0	0	0	0	0	0	0	0	0	0	0	0	0	0	L	16-35				
10/20	Patriots	P	1	1	0	0.0	0.0	0	0	0	0	0	0	0	0	0	0	0	0	0	0	0	0	0	0	W	32-16				
10/27	Packers	P	4	4	0	0.0	0.0	2	5	0	0	0	0	0	0	0	0	0	0	0	0	0	0	0	0	L	27-30				
11/03	at Eagles	P	0	0	0	0.0	0.0	0	0	0	0	0	0	0	0	0	0	0	0	0	0	0	0	0	0	L	23-28				
11/10	Vikings	P	2	2	0	0.0	0.0	0	0	0	1	0	0	0	1	0	0	0	0	0	0	0	0	0	0	L	7-12				
11/17	at Lions	P	5	2	3	0.0	0.0	0	0	0	0	0	0	0	0	0	0	0	0	0	0	0	0	0	0	L	6-52				
12/01	Texans	P	2	2	0	0.0	0.0	0	0	0	0	0	0	0	1	0	0	0	0	0	0	0	0	0	0	L	20-23				
12/08	at Titans	S	5	4	1	0.0	0.0	0	0	0	0	0	0	0	2	0	0	0	0	0	0	0	0	0	0	W	10-6				
12/15	Jets	S	0	0	0	0.0	0.0	0	0	0	0	0	0	0	0	0	0	0	0	0	0	0	0	0	0	L	25-32				
12/22	at Raiders	S	2	2	0	0.0	0.0	1	3	0	0	0	0	0	0	0	0	0	0	0	0	0	0	0	0	L	14-19				
12/29	Titans	S	7	5	2	0.0	0.0	0	0	0	0	0	0	0	1	0	0	0	0	0	0	0	0	0	0	W	20-13				
2024 TOTALS		16-9	72	53	19	0.0	0.0	6	13	0	1	0	0	0	8	0	0	0	0	0	0	0	0	0	0	0	0	0	0	0	4-12

2023 GAME-BY-GAME REGULAR-SEASON STATISTICS (JAGUARS)

DATE	OPPONENT	P/S	TACKLES				INTERCEPTIONS				O. FUMB				ST				MISC		W/L	SCORE								
			TK	S	A	SK	YDS	TFL	YDS	QBH	NO	YDS	LG	TD	PD	FF	FR	TD	YDS	TK			S	A	FF	FR	S	A		
09/10	at Colts	P	0	0	0	0.0	0.0	0	0	0	0	0	0	0	0	0	0	0	0	0	0	0	0	0	0	W	31-21			
09/17	Chiefs	P	0	0	0	0.0	0.0	0	0	0	0	0	0	0	0	0	0	0	0	0	0	0	0	0	0	L	9-17			
09/24	Texans																									L	17-37			
10/01	Falcons																									W	23-7			
10/08	at Bills	P	0	0	0	0.0	0.0	0	0	0	0	0	0	0	0	0	0	0	0	0	0	0	0	0	0	W	25-20			
10/15	Colts	P	4	2	2	0.0	0.0	0	0	0	0	0	0	0	0	0	0	0	0	0	0	0	0	0	0	W	37-20			
10/19	at Saints	S	4	3	1	0.0	0.0	0	0	0	0	0	0	0	2	0	0	0	0	0	0	0	0	0	0	W	31-24			
10/29	at Steelers	S	3	1	2	0.0	0.0	0	0	0	0	0	0	0	0	0	0	0	0	0	0	0	0	0	0	W	20-10			
11/12	49ers																									L	3-34			
11/19	Titans	S	6	4	2	0.0	0.0	0	0	0	0	0	0	0	1	0	0	0	0	0	0	0	0	0	0	W	34-14			
11/26	at Texans	S	5	4	1	0.0	0.0	0	0	0	0	0	0	0	0	0	0	0	0	0	0	0	0	0	0	W	24-21			
12/04	Bengals																									L	31-34+			
12/10	at Browns	S	7	7	0	0.0	0.0	0	0	0	0	0	0	0	1	0	0	0	0	0	0	0	0	0	0	L	27-31			
12/17	Ravens	S	5	4	1	0.0	0.0	0	0	0	0	0	0	0	0	0	0	0	0	0	0	0	0	0	0	L	7-23			
12/24	at Buccaneers	P	0	0	0	0.0	0.0	0	0	0	0	0	0	0	0	0	0	0	0	0	0	0	0	0	0	L	12-30			
12/31	Panthers	P	0	0	0	0.0	0.0	0	0	0	0	0	0	0	0	0	0	0	0	0	0	0	0	0	0	W	26-0			
01/07	at Titans																									L	20-28			
2023 TOTALS		12-6	34	25	9	0.0	0.0	0	0	0	0	0	0	0	4	0	0	0	0	0	0	0	0	0	0	0	0	0	0	9-8



+ - Overtime





TYSON CAMPBELL | 3

POSITION: CORNERBACK
HT: 6-1 | **WT:** 195 | **DOB:** 3-17-2000
COLLEGE: GEORGIA
HOMETOWN: MIRAMAR, FLA.
ACQ: D2-'21
EXP: 4th YEAR

 @tysoncampbell_
 @tysoncampbell_

KEY TRANSACTIONS:

- Originally drafted by Jacksonville in the second round (33rd overall) in the 2021 draft
- Signed a contract extension with Jacksonville on 7/23/24

PRO

2024 (Jaguars)

- **12/29 vs. TEN:** Started at cornerback and recorded five solo tackles
- **12/22 at L.V.:** Started at cornerback and posted five tackles (four solo) and one pass defended
- **12/15 vs. NYJ:** Started at cornerback and led the team with six solo tackles plus one pass defended
- **12/8 at TEN:** Started at cornerback and recorded three tackles (one solo) and one pass defended
- **12/1 vs. HOU:** Started at cornerback and recorded three solo tackles
- **11/17 at DET:** Started at cornerback and recorded eight tackles (five solo)
- **11/10 vs. MIN:** Registered a career-high-tying nine tackles (four solo), one tackle for loss and one pass defended... Became one of five defensive backs in franchise history with nine-plus tackles, a tackle for loss and a pass defended in a single game
- **11/3 at PHI:** Started at cornerback and posted five tackles (four solo)
- **10/27 vs. G.B.:** Started at cornerback and recorded three tackles (two solo)
- **10/20 vs. N.E.:** Recorded three tackles (one solo) and one pass defended in his first start after being activated from injured reserve
- **9/8 at MIA:** Started at cornerback and recorded two tackles and one tackle for loss

2023 (Jaguars)

- Started 11 games... Recorded 61 tackles (42 solo), five passes defended, two tackles for loss, one forced fumble and one interception
- **12/31 vs. CAR:** Started at cornerback and played all 54 defensive snaps... Recorded eight total tackles (six solo), one tackle for loss and one pass defended
- **10/1 vs. ATL:** Started at cornerback and posted six total tackles (five solo) and two passes defended... Played all 58 defensive snaps and three snaps on special teams
- **9/10 at IND:** Started at cornerback and recorded one interception, marking his sixth-career interception and second in a season opener... Posted one forced fumble for the second time in his career... Recorded six solo tackles and a pass defended

2022 (Jaguars)

- Started in all 17 regular season games and both postseason games... In the regular season, he posted 70 tackles (55 solo), a career-high 15 passes defended, a career-high three interceptions including one 29-yard return, two tackles for loss, two fumble recoveries and one forced fumble... In the postseason he totaled six tackles (five solo)
- **1/1 at HOU:** Started at cornerback and recorded three tackles (two solo) and one fumble recovery that he returned for his first career touchdown to put the Jaguars ahead 21-0
- **10/16 at IND:** Started at cornerback and recorded seven tackles (seven solo), three passes defended, and one forced fumble... Campbell surpassed 100 tackles for his career (101 total tackles)
- **9/11 at WAS:** Started at cornerback and recorded three tackles (two solo) and his third career interception... Campbell became the first Jaguars player since 2020 (S Andrew Wingard and CB CJ Henderson) to record an interception in Week 1

2021 (Jaguars)

- Concluded his rookie season with 14 starts in 15 games played... Had 73 total tackles, two interceptions and 10 passes defended
- **12/19 vs. HOU:** Started at cornerback and recorded his second INT of the season, becoming the first Jaguars rookie cornerback since 2016 (Jalen Ramsey) to record at least two INTs in a season... Finished with four tackles, two passes defended and one INT
- **11/28 vs. ATL:** Started at cornerback and posted the first INT of his career when he picked off Falcons QB Matt Ryan with 19 seconds remaining in the first half... Campbell finished the game with three tackles, three passes defended and one INT... He is the fourth Jaguars rookie in the last 20 years to record at least three passes defended and one INT in a single game, joining CBs CJ Henderson (2020), Jalen Ramsey (2016, twice) and S Marlon McCree (2002)

COLLEGE

- Played in 33 games at Georgia, including 30 starts, and recorded 89 tackles, 11 passes defended, three fumble recoveries, one INT and one forced fumble
- In 2018 against Missouri, he forced, recovered and returned a first-quarter fumble for a 64-yard touchdown

PERSONAL



- In July 2024, participated in a mission trip to Zimbabwe
- On June 10, 2023, hosted his first football camp with 300 local youth football athletes
- 2A state champion in the 100 meters and 200 meters
- Led American Heritage High School to a 50-5 record, including undefeated seasons as state champions in his junior and senior campaigns

TYSON CAMPBELL'S NFL REGULAR SEASON DEFENSIVE STATISTICS

DATE	TEAM	GP	TACKLES							INTERCEPTIONS							O. FUMB					ST				MISC	
			GS	TK	S	A	TFL	YDS	SK	YDS	QBH	NO	YDS	LG	TD	PD	FF	FR	TD	YDS	TK	S	A	FF	FR	S	A
2021	Jaguars	15	14	73	49	24	2	4	0.0	0.0	0	2	3	3	0	10	0	0	0	0	0	0	0	0	0	0	0
2022	Jaguars	17	17	70	55	15	2	9	0.0	0.0	0	3	32	29	0	15	1	2	1	12	0	0	0	0	0	0	
2023	Jaguars	11	11	61	42	19	2	5	0.0	0.0	0	1	0	0	0	5	1	0	0	0	0	0	0	0	0	0	
2024	Jaguars	11	11	53	38	15	2	6	0.0	0.0	0	0	0	0	0	5	0	0	0	0	0	0	0	0	0	0	
NFL TOTALS		54	53	257	184	73	8	24	0.0	0.0	0	6	35	29	0	35	2	2	1	12	0	0	0	0	0	0	

TYSON CAMPBELL'S NFL POSTSEASON DEFENSIVE STATISTICS

DATE	TEAM	GP	TACKLES							INTERCEPTIONS							O. FUMB					ST				MISC	
			GS	TK	S	A	TFL	YDS	SK	YDS	QBH	NO	YDS	LG	TD	PD	FF	FR	TD	YDS	TK	S	A	FF	FR	S	A
2022	Jaguars	2	2	6	5	1	0	0	0.0	0.0	0	0	0	0	0	0	0	0	0	0	0	0	0	0	0	0	0
NFL TOTALS		2	2	6	5	1	0	0	0.0	0.0	0	0	0	0	0	0	0	0	0	0	0	0	0	0	0	0	

SINGLE-GAME HIGHS: DEFENSIVE

Total Tackles	9 vs. Minnesota Vikings, Nov 10, 2024 9 at Cincinnati Bengals, Sep 30, 2021	Tackles For Loss	1 vs. Minnesota Vikings, Nov 10, 2024 1 at Miami Dolphins, Sep 08, 2024 ...6 more at 1.
Solo Tackles	7 vs. Carolina Panthers, Dec 31, 2023 7 at New York Jets, Dec 22, 2022 ...1 more at 7.	Interceptions	1 vs. Tennessee Titans, Jan 07, 2023 1 vs. Denver Broncos, Oct 30, 2022 ...3 more at 1.
Passes Defensed	3 at Tennessee Titans, Dec 11, 2022 3 at Indianapolis Colts, Oct 16, 2022 ...1 more at 3.	Interception Return Yards	29 vs. Tennessee Titans, Jan 07, 2023 3 at Washington Commanders, Sep 11, 2022 ...1 more at 3.
Forced Fumbles	1 at Indianapolis Colts, Sep 10, 2023 1 at Indianapolis Colts, Oct 16, 2022	Longest Opp Fumble Return	12 at Houston Texans, Jan 01, 2023
Fumble Recoveries	1 vs. Baltimore Ravens, Nov 27, 2022		

SINGLE-GAME HIGHS - POSTSEASON: DEFENSIVE

Total Tackles	4 vs. Los Angeles Chargers, Jan 14, 2023 2 at Kansas City Chiefs, Jan 21, 2023	Solo Tackles	3 vs. Los Angeles Chargers, Jan 14, 2023 2 at Kansas City Chiefs, Jan 21, 2023
----------------------	---	---------------------	---

2024 GAME-BY-GAME REGULAR-SEASON STATISTICS (JAGUARS)

DATE	OPPONENT	P/S	TACKLES							INTERCEPTIONS							O. FUMB					ST				MISC	
			TK	S	A	SK	YDS	TFL	YDS	QBH	NO	YDS	LG	TD	PD	FF	FR	TD	YDS	TK	S	A	FF	FR	S	A	W/L
09/08	at Dolphins	S	3	3	0	0.0	0.0	1	3	0	0	0	0	0	0	0	0	0	0	0	0	0	0	0	0	L	17-20
09/15	Browns																									L	13-18
09/23	at Bills																									L	10-47
09/29	at Texans																									L	20-24
10/06	Colts																									W	37-34
10/13	at Bears																									L	16-35
10/20	Patriots																									W	32-16
10/27	Packers	S	3	2	1	0.0	0.0	0	0	0	0	0	0	0	0	0	0	0	0	0	0	0	0	0	0	L	27-30
11/03	at Eagles	S	5	4	1	0.0	0.0	0	0	0	0	0	0	0	0	0	0	0	0	0	0	0	0	0	0	L	23-28
11/10	Vikings	S	9	4	5	0.0	0.0	1	3	0	0	0	0	0	1	0	0	0	0	0	0	0	0	0	0	L	7-12
11/17	at Lions	S	8	5	3	0.0	0.0	0	0	0	0	0	0	0	0	0	0	0	0	0	0	0	0	0	0	L	6-52
12/01	Texans	S	3	3	0	0.0	0.0	0	0	0	0	0	0	0	0	0	0	0	0	0	0	0	0	0	0	L	20-23
12/08	at Titans	S	3	1	2	0.0	0.0	0	0	0	0	0	0	0	1	0	0	0	0	0	0	0	0	0	0	W	10-6
12/15	Jets	S	6	6	0	0.0	0.0	0	0	0	0	0	0	0	1	0	0	0	0	0	0	0	0	0	0	L	25-32
12/22	at Raiders	S	5	4	1	0.0	0.0	0	0	0	0	0	0	0	1	0	0	0	0	0	0	0	0	0	0	L	14-19
12/29	Titans	S	5	5	0	0.0	0.0	0	0	0	0	0	0	0	0	0	0	0	0	0	0	0	0	0	0	W	20-13
2024 TOTALS		10-10	50	37	13	0.0	0.0	2	6	0	0	0	0	0	4	0	0	0	0	0	0	0	0	0	0	4-12	



2023 GAME-BY-GAME REGULAR-SEASON STATISTICS (JAGUARS)

DATE	OPPONENT	P/S	TACKLES							INTERCEPTIONS					O. FUMB				ST				MISC		SCORE			
			TK	S	A	SK	YDS	TFL	YDS	QBH	NO	YDS	LG	TD	PD	FF	FR	TD	YDS	TK	S	A	FF	FR		S	A	W/L
09/10	at Colts	S	6	6	0	0.0	0.0	0	0	0	1	0	0	0	1	1	0	0	0	0	0	0	0	0	0	0	W	31-21
09/17	Chiefs	S	8	3	5	0.0	0.0	0	0	0	0	0	0	0	0	0	0	0	0	0	0	0	0	0	0	L	9-17	
09/24	Texans	S	3	2	1	0.0	0.0	0	0	0	0	0	0	0	0	0	0	0	0	0	0	0	0	0	0	L	17-37	
10/01	Falcons	S	6	5	1	0.0	0.0	0	0	0	0	0	0	0	2	0	0	0	0	0	0	0	0	0	0	W	23-7	
10/08	at Bills	S	5	3	2	0.0	0.0	1	1	0	0	0	0	0	1	0	0	0	0	0	0	0	0	0	0	W	25-20	
10/15	Colts	S	3	1	2	0.0	0.0	0	0	0	0	0	0	0	0	0	0	0	0	0	0	0	0	0	0	W	37-20	
10/19	at Saints																									W	31-24	
10/29	at Steelers																									W	20-10	
11/12	49ers	S	3	2	1	0.0	0.0	0	0	0	0	0	0	0	0	0	0	0	0	0	0	0	0	0	0	L	3-34	
11/19	Titans																									W	34-14	
11/26	at Texans																									W	24-21	
12/04	Bengals	S	6	4	2	0.0	0.0	0	0	0	0	0	0	0	0	0	0	0	0	0	0	0	0	0	0	L	31-34+	
12/10	at Browns																									L	27-31	
12/17	Ravens																									L	7-23	
12/24	at Buccaneers	S	6	4	2	0.0	0.0	0	0	0	0	0	0	0	0	0	0	0	0	0	0	0	0	0	0	L	12-30	
12/31	Panthers	S	8	7	1	0.0	0.0	1	4	0	0	0	0	0	1	0	0	0	0	0	0	0	0	0	0	W	26-0	
01/07	at Titans	S	7	5	2	0.0	0.0	0	0	0	0	0	0	0	0	0	0	0	0	0	0	0	0	0	0	L	20-28	
2023 TOTALS			11-11	61	42	19	0.0	0.0	2	5	0	1	0	0	5	1	0	0	0	0	0	0	0	0	0	0	9-8	

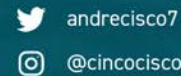
+ - Overtime





ANDRE CISCO | 5

POSITION: SAFETY
HT: 6-0 | WT: 210 | DOB: 3-23-2000
COLLEGE: SYRACUSE
HOMETOWN: QUEENS, N.Y.
ACQ: D3-'21
EXP: 4th YEAR



KEY TRANSACTIONS:

- Originally drafted by Jacksonville in the third round (65th overall) in the 2021 draft

PRO

- Cisco's eight career interceptions tie for eighth in franchise history

2024 (Jaguars)

- **12/29 vs. TEN:** Started at safety and recorded eight tackles (six solo) and one tackle for loss
- **12/22 at L.V.:** Started at safety and recorded three tackles (one solo)
- **12/15 vs. NYJ:** Recorded two solo tackles and one pass defended
- **12/8 at TEN:** Recorded two tackles (one solo) and a career-high-tying two passes defended... Became the second safety in franchise history to record at least five passes defended in three consecutive seasons, joining S Donovin Darius (2000-04)
- **12/1 vs. HOU:** Started at safety and posted two tackles (one solo)
- **11/17 at DET:** Started at safety and recorded five solo tackles
- **11/10 vs. MIN:** Started at safety and recorded five tackles (three solo)
- **11/3 at PHI:** Started at safety and recorded two solo tackles
- **10/27 vs. G.B.:** Started at safety and recorded three solo tackles
- **10/20 vs. N.E.:** Recorded five tackles (two solo) and one pass defended
- **10/13 vs. CHI:** Recorded seven tackles (three solo), one pass defended and one interception
- **10/6 vs. IND:** Started at safety and notched seven tackles (six solo) and one pass defended
- **9/29 at HOU:** Started at safety and posted four tackles (three solo)
- **9/23 at BUF:** Started at safety and registered four tackles (two solo) and one pass defended
- **9/15 vs. CLE:** Started at safety and recorded five tackles (three solo)
- **9/8 at MIA:** Started at safety and recorded three tackles (one solo) on defense and one tackle on special teams

2023 (Jaguars)

- Started 15 games... Recorded 62 tackles (42 solo), five passes defended, a career-high four interceptions, one forced fumble, one tackle for loss and a 0.5 sack... His four interceptions tied for first on the team and moved him into 11th in franchise history in career interceptions (seven)
- **1/7 at TEN:** Started at safety... Posted two total tackles (one solo), one pass defended and one interception, his fourth of the season, for a 29-yard gain
- **10/15 vs. IND:** Started at safety and recorded five solo tackles and one interception for 21 yards
- **10/1 vs. ATL:** Started at safety and recorded four solo tackles, one pass defended and one interception for 18 yards
- **9/17 vs. K.C.:** Started at safety and caught his first interception of the season... Posted two combined tackles and two passes defended
- **9/10 at IND:** Started at free safety and recorded a forced fumble with a single-game career-high 10 total tackles

2022 (Jaguars)

- Started in 15 regular season games after being inactive with a shoulder injury for two, and started both postseason games... In the regular season, he posted a career-high 70 tackles (46 solo), 10 passes defended, three interceptions including one 59-yard touchdown return, 1.0 sack and three solo tackles on special teams... In the postseason he recorded eight tackles (seven solo)... His 59-yard interception for a touchdown was the Jaguars longest interception touchdown return since S Tashaun Gipson recorded a 67-yard return in 2017
- **12/22 at NYJ:** Started at safety and recorded three tackles (one solo) and 1.0 sack... His sack in the first quarter marked the first of his career
- **10/16 at IND:** Started at safety and posted a career-high nine tackles, including a career-high six solo
- **10/2 at PHI:** Started at safety and recorded three tackles (two solo), one pass defended and one interception returned 59 yards for a touchdown... His pick-six was the first of his career
- **9/18 vs. IND:** Started at safety and recorded a team-high six tackles (four solo) and his first career interception

2021 (Jaguars)

- Concluded his rookie season with 21 total tackles, two passes defended and one forced fumble
- **1/9 vs. IND:** Started at safety and recorded four total tackles (three solo) and one forced fumble
- **12/26 at NYJ:** Made the first start of his NFL career... Recorded four total tackles (two solo) and one pass defended
- **9/12 at HOU:** Saw action on defense and special teams in his NFL debut... Recorded one solo tackle



COLLEGE

- Played in 24 games at Syracuse
- Finished his career with 136 total tackles (94 solo), 13 interceptions and 29 passes defended
- Three-year starter for the Orange and two-time All-ACC selection
- His 12 INTs from 2018-19 were the most by any player in college football during that span

PERSONAL

- In July 2024, participated on a mission trip to Zimbabwe
- In April of 2023, performed stand-up comedy at an open mic night in New Orleans
- Has two sisters
- As a senior at IMG Academy, had 15 tackles, one interception, four passes defended and recovered three fumbles as IMG finished ranked No. 2 in the USA Today Super 25 poll

ANDRE CISCO'S NFL REGULAR SEASON DEFENSIVE STATISTICS

DATE	TEAM	GP	TACKLES							INTERCEPTIONS							O. FUMB					ST				MISC	
			GS	TK	S	A	TFL	YDS	SK	YDS	QBH	NO	YDS	LG	TD	PD	FF	FR	TD	YDS	TK	S	A	FF	FR	S	A
2021	Jaguars	17	3	21	17	4	0	0	0.0	0.0	0	0	0	0	0	2	1	0	0	0	5	2	3	1	0	0	0
2022	Jaguars	15	15	70	46	24	1	8	1.0	8.0	1	3	72	59t	1	10	0	0	0	0	3	3	0	0	0	0	0
2023	Jaguars	15	15	62	42	20	1	1	0.5	3.5	1	4	68	29	0	5	1	0	0	0	0	0	0	0	0	0	
2024	Jaguars	16	14	67	43	24	1	3	0.0	0.0	0	1	22	22	0	7	0	0	0	0	1	1	0	0	0	0	
NFL TOTALS		63	47	220	148	72	3	12	1.5	11.5	2	8	162	59T	1	24	2	0	0	0	9	6	3	1	0	0	

ANDRE CISCO'S NFL POSTSEASON DEFENSIVE STATISTICS

DATE	TEAM	GP	TACKLES							INTERCEPTIONS							O. FUMB					ST				MISC	
			GS	TK	S	A	TFL	YDS	SK	YDS	QBH	NO	YDS	LG	TD	PD	FF	FR	TD	YDS	TK	S	A	FF	FR	S	A
2022	Jaguars	2	2	8	7	1	0	0	0.0	0.0	0	0	0	0	0	1	0	0	0	0	0	0	0	0	0	0	0
NFL TOTALS		2	2	8	7	1	0	0	0.0	0.0	0	0	0	0	0	1	0	0	0	0	0	0	0	0	0	0	

SINGLE-GAME HIGHS: DEFENSIVE

Total Tackles	10 at Indianapolis Colts, Sep 10, 2023 9 at Indianapolis Colts, Oct 16, 2022	Tackles For Loss	1 vs. Tennessee Titans, Dec 29, 2024 1 vs. Atlanta Falcons, Oct 01, 2023 ...1 more at 1.
Solo Tackles	7 at Indianapolis Colts, Sep 10, 2023 7 vs. New York Giants, Oct 23, 2022	Interceptions	1 at Tennessee Titans, Jan 07, 2024 1 vs. Indianapolis Colts, Oct 15, 2023 ...5 more at 1.
Sacks	1.0 at New York Jets, Dec 22, 2022 0.5 vs. Tennessee Titans, Nov 19, 2023	Interception Return Yards	59 at Philadelphia Eagles, Oct 02, 2022 29 at Tennessee Titans, Jan 07, 2024
Passes Defended	2 at Tennessee Titans, Dec 08, 2024 2 vs. Kansas City Chiefs, Sep 17, 2023 ...2 more at 2.	Special Teams Tackles	1 vs. Dallas Cowboys, Dec 18, 2022 1 at Philadelphia Eagles, Oct 02, 2022 ...6 more at 1.
Forced Fumbles	1 at Indianapolis Colts, Sep 10, 2023 1 vs. Indianapolis Colts, Jan 09, 2022	Special Teams Forced Fumbles	1 at Tennessee Titans, Dec 12, 2021

SINGLE-GAME HIGHS - POSTSEASON: DEFENSIVE

Total Tackles	4 at Kansas City Chiefs, Jan 21, 2023 4 vs. Los Angeles Chargers, Jan 14, 2023	Passes Defended	1 vs. Los Angeles Chargers, Jan 14, 2023
Solo Tackles	4 vs. Los Angeles Chargers, Jan 14, 2023 3 at Kansas City Chiefs, Jan 21, 2023		



2024 GAME-BY-GAME REGULAR-SEASON STATISTICS (JAGUARS)

DATE	OPPONENT	P/S	TACKLES									INTERCEPTIONS					O. FUMB				ST				MISC		SCORE			
			TK	S	A	SK	YDS	TFL	YDS	QBH	NO	YDS	LG	TD	PD	FF	FR	TD	YDS	TK	S	A	FF	FR	S	A		W/L		
09/08	at Dolphins	S	3	1	2	0.0	0.0	0	0	0	0	0	0	0	0	0	0	0	1	1	0	0	0	0	0	L	17-20			
09/15	Browns	S	5	3	2	0.0	0.0	0	0	0	0	0	0	0	0	0	0	0	0	0	0	0	0	0	0	L	13-18			
09/23	at Bills	S	4	2	2	0.0	0.0	0	0	0	0	0	0	0	1	0	0	0	0	0	0	0	0	0	0	L	10-47			
09/29	at Texans	S	4	3	1	0.0	0.0	0	0	0	0	0	0	0	0	0	0	0	0	0	0	0	0	0	0	L	20-24			
10/06	Colts	S	7	6	1	0.0	0.0	0	0	0	0	0	0	0	1	0	0	0	0	0	0	0	0	0	0	W	37-34			
10/13	at Bears	S	7	3	4	0.0	0.0	0	0	0	1	22	22	0	1	0	0	0	0	0	0	0	0	0	0	L	16-35			
10/20	Patriots	S	5	1	4	0.0	0.0	0	0	0	0	0	0	0	1	0	0	0	0	0	0	0	0	0	0	W	32-16			
10/27	Packers	S	3	3	0	0.0	0.0	0	0	0	0	0	0	0	0	0	0	0	0	0	0	0	0	0	0	L	27-30			
11/03	at Eagles	S	2	2	0	0.0	0.0	0	0	0	0	0	0	0	0	0	0	0	0	0	0	0	0	0	0	L	23-28			
11/10	Vikings	S	5	3	2	0.0	0.0	0	0	0	0	0	0	0	0	0	0	0	0	0	0	0	0	0	0	L	7-12			
11/17	at Lions	S	5	5	0	0.0	0.0	0	0	0	0	0	0	0	0	0	0	0	0	0	0	0	0	0	0	L	6-52			
12/01	Texans	S	2	1	1	0.0	0.0	0	0	0	0	0	0	0	0	0	0	0	0	0	0	0	0	0	0	L	20-23			
12/08	at Titans	P	2	1	1	0.0	0.0	0	0	0	0	0	0	0	2	0	0	0	0	0	0	0	0	0	0	W	10-6			
12/15	Jets	P	2	2	0	0.0	0.0	0	0	0	0	0	0	0	1	0	0	0	0	0	0	0	0	0	0	L	25-32			
12/22	at Raiders	S	3	1	2	0.0	0.0	0	0	0	0	0	0	0	0	0	0	0	0	0	0	0	0	0	0	L	14-19			
12/29	Titans	S	8	6	2	0.0	0.0	1	3	0	0	0	0	0	0	0	0	0	0	0	0	0	0	0	0	W	20-13			
2024 TOTALS			16-14	67	43	24	0.0	0.0	0	1	3	0	1	22	22	0	7	0	0	0	0	1	1	0	0	0	0	0	0	4-12

2023 GAME-BY-GAME REGULAR-SEASON STATISTICS (JAGUARS)

DATE	OPPONENT	P/S	TACKLES									INTERCEPTIONS					O. FUMB				ST				MISC		SCORE		
			TK	S	A	SK	YDS	TFL	YDS	QBH	NO	YDS	LG	TD	PD	FF	FR	TD	YDS	TK	S	A	FF	FR	S	A		W/L	
09/10	at Colts	S	10	7	3	0.0	0.0	0	0	0	0	0	0	0	0	1	0	0	0	0	0	0	0	0	0	W	31-21		
09/17	Chiefs	S	2	1	1	0.0	0.0	0	0	0	1	0	0	0	2	0	0	0	0	0	0	0	0	0	0	L	9-17		
09/24	Texans	S	7	4	3	0.0	0.0	0	0	0	0	0	0	0	0	0	0	0	0	0	0	0	0	0	0	L	17-37		
10/01	Falcons	S	4	4	0	0.0	0.0	1	1	0	1	18	18	0	1	0	0	0	0	0	0	0	0	0	0	W	23-7		
10/08	at Bills	S	4	3	1	0.0	0.0	0	0	0	0	0	0	0	0	0	0	0	0	0	0	0	0	0	0	W	25-20		
10/15	Colts	S	5	5	0	0.0	0.0	0	0	0	1	21	21	0	1	0	0	0	0	0	0	0	0	0	0	W	37-20		
10/19	at Saints	S	2	1	1	0.0	0.0	0	0	0	0	0	0	0	0	0	0	0	0	0	0	0	0	0	0	W	31-24		
10/29	at Steelers																									W	20-10		
11/12	49ers	S	4	2	2	0.0	0.0	0	0	0	0	0	0	0	0	0	0	0	0	0	0	0	0	0	0	L	3-34		
11/19	Titans	S	5	1	4	0.5	3.5	0	0	1	0	0	0	0	0	0	0	0	0	0	0	0	0	0	0	W	34-14		
11/26	at Texans	S	3	1	2	0.0	0.0	0	0	0	0	0	0	0	0	0	0	0	0	0	0	0	0	0	0	W	24-21		
12/04	Bengals	S	7	6	1	0.0	0.0	0	0	0	0	0	0	0	0	0	0	0	0	0	0	0	0	0	0	L	31-34+		
12/10	at Browns	S	3	3	0	0.0	0.0	0	0	0	0	0	0	0	0	0	0	0	0	0	0	0	0	0	0	L	27-31		
12/17	Ravens																									L	7-23		
12/24	at Buccaneers	S	1	1	0	0.0	0.0	0	0	0	0	0	0	0	0	0	0	0	0	0	0	0	0	0	0	L	12-30		
12/31	Panthers	S	3	2	1	0.0	0.0	0	0	0	0	0	0	0	0	0	0	0	0	0	0	0	0	0	0	W	26-0		
01/07	at Titans	S	2	1	1	0.0	0.0	0	0	0	1	29	29	0	1	0	0	0	0	0	0	0	0	0	0	L	20-28		
2023 TOTALS			15-15	62	42	20	0.5	3.5	1	1	1	4	68	29	0	5	1	0	0	0	0	0	0	0	0	0	0	0	9-8



+ - Overtime





EZRA CLEVELAND | 76

POSITION: OFFENSIVE LINEMAN
HT: 6-6 | **WT:** 312 | **DOB:** 5-8-1998
COLLEGE: BOISE STATE
HOMETOWN: SPANAWAY, WASH.
ACQ: T (MIN)-'23
EXP: 5th YEAR

 @ezra508
 @ezra_cleveland

KEY TRANSACTIONS

- Selected in the second round (No. 58 overall) in the 2020 NFL Draft
- Acquired via trade by Jacksonville on 10/31/23
- Re-signed with Jacksonville on 3/7/24

PRO

2024 (Jaguars)

- **12/29 vs. TEN:** Started at left guard and played 56-of-58 offensive snaps
- **12/22 at L.V.:** Started at left guard and played all 67 offensive snaps
- **12/15 vs. NYJ:** Started at left guard and played all 84 offensive snaps
- **12/8 at TEN:** Started at left guard and played all 59 offensive snaps
- **12/1 vs. HOU:** Started at left guard and played all 70 offensive snaps
- **11/17 at DET:** Started at left guard and played 47-of-48 offensive snaps
- **11/10 vs. MIN:** Inactive due to injury
- **11/3 at PHI:** Inactive due to injury
- **10/27 vs. G.B.:** Started at left guard and played 36 snaps before exiting due to injury
- **10/20 vs. N.E.:** Started at left guard and played all 61 offensive snaps
- **10/13 at CHI:** Started at left guard and played all 62 offensive snaps
- **10/6 vs. IND:** Started at left guard and played all 58 offensive snaps
- **9/29 at HOU:** Started at left guard and played all 58 offensive snaps
- **9/23 at BUF:** Started at left guard and played all 71 offensive snaps
- **9/15 vs. CLE:** Started at left guard and played all 60 offensive snaps
- **9/8 at MIA:** Started at left guard and played all 53 offensive snaps

2023 (Jaguars)

- Participated in nine games with five starts
- **1/7 at TEN:** Started at left guard and played all 71 offensive snaps and four snaps on special teams
- **12/24 at T.B.:** Started at left guard and played all 66 offensive snaps and one snap on special teams
- **12/4 vs. CIN:** Started at left guard and played all 69 offensive snaps... Saw action on six special teams plays

2023 (Vikings)

- Started six games at left guard before leaving Week 6 at Chicago (10/15) with an injury

2022 (Vikings)

- Started all 17 games at left guard

2021 (Vikings)

- Started all 17 games at left guard and played all 1,082 offensive snaps

2020 (Vikings)

- Appeared in 13 games (nine starts) at right guard for the Vikings offense

COLLEGE

- Started in all 40 of his college games after redshirting in 2016.
- Two-time First-Team All-Mountain West in 2018 and '19 and honorable mention in 2017 as a redshirt freshman.
- Boise State played in the Mountain West Championship Game each season, winning conference title in 2017 and 2019.
- Helped Broncos to 12-2 mark in 2019, with the only losses coming at BYU and in Las Vegas Bowl to Washington.
- Squad went 10-3 in 2018 and 11-3 in 2017, winning the Las Vegas Bowl over Oregon.
- Blocked for Mountain West Freshman of the Year, RB George Holani, in 2019.
- During his time as a Bronco, helped extend the team's streak of having a 1,000-yard rusher to 12 consecutive seasons. Alexander Mattison's rushing totals benefited from Cleveland in 2017 (1,086) and 2018 (1,415).
- Protected Mountain West Player of the Year, QB Brett Rypien, and the nation's 18th-ranked passing offense (292 ypg) in 2018.



- Started 14 games as a redshirt freshman while the Broncos finished second on the Mountain West in scoring (32.5 ppg).

PERSONAL

- Earned academic All-Mountain West honors in 2017.
- One of 58 players that virtually attended the 2020 NFL Draft.
- Highest-drafted Boise State Bronco since Leighton Vander Esch was selected by Dallas in the first round of the 2018 NFL Draft.
- Led the OL group at the NFL Combine with his 4.46 20-yard shuttle and 7.26 3-cone drill. Ran a 4.93 40-yard dash (third among OL) and 30 bench press reps (fifth among OL).
- Majored in construction management.
- Born three weeks premature but weighed 11 pounds at birth.
- Grew up in Spanaway, Washington, a suburb of Tacoma.

EZRA CLEVELAND'S NFL REGULAR SEASON STATISTICS

DATE	TEAM	GP	GS
2020	Vikings	13	9
2021	Vikings	17	17
2022	Vikings	17	17
2023	Vikings	6	6
Went from Minnesota to Jacksonville .			
2023	Jaguars	9	5
2023	TOTAL	15	11
2024	Jaguars	14	14
NFL TOTALS		76	68

EZRA CLEVELAND'S NFL POSTSEASON STATISTICS

DATE	TEAM	GP	GS
2022	Vikings	1	1
NFL TOTALS		1	1

2024 GAME-BY-GAME REGULAR-SEASON STATISTICS (JAGUARS)

DATE	OPPONENT	P/S	W/L	SCORE
09/08	at Dolphins	S	L	17-20
09/15	Browns	S	L	13-18
09/23	at Bills	S	L	10-47
09/29	at Texans	S	L	20-24
10/06	Colts	S	W	37-34
10/13	at Bears	S	L	16-35
10/20	Patriots	S	W	32-16
10/27	Packers	S	L	27-30
11/03	at Eagles		L	23-28
11/10	Vikings		L	7-12
11/17	at Lions	S	L	6-52
12/01	Texans	S	L	20-23
12/08	at Titans	S	W	10-6
12/15	Jets	S	L	25-32
12/22	at Raiders	S	L	14-19
12/29	Titans	S	W	20-13
2024 TOTALS		14-14	4-12	



2023 GAME-BY-GAME REGULAR-SEASON STATISTICS (VIKINGS/JAGUARS)

DATE	OPPONENT	P/S		W/L	SCORE
09/10	Buccaneers	S		L	17-20
09/14	at Eagles	S		L	28-34
09/24	Chargers	S		L	24-28
10/01	at Panthers	S		W	21-13
10/08	Chiefs	S		L	20-27
10/15	at Bears	S		W	19-13
10/23	49ers		ON INACTIVE LIST	W	22-17
10/29	at Packers		ON INACTIVE LIST Went from Vikings to Jaguars .	W	24-10
11/12	49ers	P		L	3-34
11/19	Titans	P		W	34-14
11/26	at Texans	P		W	24-21
12/04	Bengals	S		L	31-34+
12/10	at Browns	S		L	27-31
12/17	Ravens	S		L	7-23
12/24	at Buccaneers	S		L	12-30
12/31	Panthers	P		W	26-0
01/07	at Titans	S		L	20-28
2023 TOTALS		15-11		7-10	

+ - Overtime





MYLES COLE | 59

POSITION: DEFENSIVE END
 HT: 6-6 | WT: 278 | DOB: 4-29-2000
 COLLEGE: TEXAS TECH
 HOMETOWN: SHREVEPORT, LA.
 ACQ: D7-'24
 EXP: R

@mdoc55
 @_mc.5_

KEY TRANSACTIONS

- Originally drafted by Jacksonville in the seventh round (236th overall) in the 2024 draft

PRO

2024 (Jaguars)

- 12/29 vs. TEN: Saw action at defensive end and recorded one tackle
- 12/22 at L.V.: Recorded two solo tackles and one tackle for loss
- 12/15 vs. NYJ: Inactive
- 12/8 at TEN: Inactive
- 12/1 vs. HOU: Saw action at defensive end
- 11/17 at DET: Saw action at defensive end and recorded three tackles
- 11/10 vs. MIN: Inactive
- 11/3 at PHI: Saw action at defensive end and recorded one solo tackle
- 10/27 vs. G.B.: Inactive
- 10/20 vs. N.E.: Inactive
- 10/13 at CHI: Inactive
- 10/6 vs. IND: Inactive
- 9/29 at HOU: Inactive
- 9/23 at BUF: Inactive
- 9/15 vs. CLE: Saw action at defensive end and recorded a tackle
- 9/8 at MIA: Saw action on defense and special teams

COLLEGE

- Honorable All-Big 12 selection by the conference coaches
- Participated in the East-West Shrine Bowl and Reese's Senior Bowl
- Appeared in 29 games for Texas Tech and recorded 44 tackles (29 solo), nine tackles for loss, 3.5 sacks, one pass defensed and one block
- Transferred to Texas Tech from Louisiana-Monroe after spending three seasons with the Warhawks (2019-21)

PERSONAL

- Son of Jeffery Cole and Melissa Harris
- Brother to Reaghan, Rachel, Makynzie, Sariayah, Jordan, Brianna, Garrett, Trinity, and Isaiah
- Earned a bachelor's degree from Louisiana-Monroe in kinesiology

MYLES COLE'S NFL REGULAR SEASON DEFENSIVE STATISTICS

DATE	TEAM	GP	GS	TACKLES							INTERCEPTIONS					O. FUMB				ST				MISC				
				TK	S	A	TFL	YDS	SK	YDS	QBH	NO	YDS	LG	TD	PD	FF	FR	TD	YDS	TK	S	A	FF	FR	S	A	
2024	Jaguars	7	0	8	4	4	1	1	0.0	0.0	0	0	0	0	0	0	0	0	0	0	0	0	0	0	0	0	0	0
NFL TOTALS		7	0	8	4	4	1	1	0.0	0.0	0	0	0	0	0	0	0	0	0	0	0	0	0	0	0	0	0	0

SINGLE-GAME HIGHS: DEFENSIVE

Total Tackles 3 at Detroit Lions, Nov 17, 2024
 2 at Las Vegas Raiders, Dec 22, 2024

Solo Tackles 2 at Las Vegas Raiders, Dec 22, 2024
 1 at Philadelphia Eagles, Nov 03, 2024
 ...1 more at 1.

Tackles For Loss 1 at Las Vegas Raiders, Dec 22, 2024



2024 GAME-BY-GAME REGULAR-SEASON STATISTICS (JAGUARS)

DATE	OPPONENT	P/S	TACKLES							INTERCEPTIONS					O. FUMB				ST				MISC		SCORE			
			TK	S	A	SK	YDS	TFL	YDS	QBH	NO	YDS	LG	TD	PD	FF	FR	TD	YDS	TK	S	A	FF	FR		S	A	W/L
09/08	at Dolphins	P	0	0	0	0.0	0.0	0	0	0	0	0	0	0	0	0	0	0	0	0	0	0	0	0	0	0	L	17-20
09/15	Browns	P	1	1	0	0.0	0.0	0	0	0	0	0	0	0	0	0	0	0	0	0	0	0	0	0	0	L	13-18	
09/23	at Bills										ON INACTIVE LIST														L	10-47		
09/29	at Texans										ON INACTIVE LIST														L	20-24		
10/06	Colts										ON INACTIVE LIST														W	37-34		
10/13	at Bears										ON INACTIVE LIST														L	16-35		
10/20	Patriots										ON INACTIVE LIST														W	32-16		
10/27	Packers										ON INACTIVE LIST														L	27-30		
11/03	at Eagles	P	1	1	0	0.0	0.0	0	0	0	0	0	0	0	0	0	0	0	0	0	0	0	0	0	0	L	23-28	
11/10	Vikings										ON INACTIVE LIST														L	7-12		
11/17	at Lions	P	3	0	3	0.0	0.0	0	0	0	0	0	0	0	0	0	0	0	0	0	0	0	0	0	0	L	6-52	
12/01	Texans	P	0	0	0	0.0	0.0	0	0	0	0	0	0	0	0	0	0	0	0	0	0	0	0	0	0	L	20-23	
12/08	at Titans										ON INACTIVE LIST														W	10-6		
12/15	Jets										ON INACTIVE LIST														L	25-32		
12/22	at Raiders	P	2	2	0	0.0	0.0	1	1	0	0	0	0	0	0	0	0	0	0	0	0	0	0	0	0	L	14-19	
12/29	Titans	P	1	0	1	0.0	0.0	0	0	0	0	0	0	0	0	0	0	0	0	0	0	0	0	0	0	W	20-13	
2024 TOTALS			7-0	8	4	4	0.0	0.0	1	1	0	0	0	0	0	0	0	0	0	0	0	0	0	0	0	0	4-12	

MYLES COLE'S COLLEGE DEFENSIVE STATISTICS

DATE	TEAM	GP	TACKLES							INTERCEPTIONS					O. FUMB				ST				MISC				
			GS	TK	S	A	TFL	YDS	SK	YDS	QBH	NO	YDS	LG	TD	PD	FF	FR	TD	YDS	TK	S	A	FF	FR	S	A
2018	ULM	1	0	1	1	0	0.0	0.0	0.0	0.0	0	0	0	0	0	0	0	0	0	0	0	0	0	0	0	0	0
2019	ULM	12	0	3	2	1	1.0	5.0	0.0	0.0	0	0	0	0	0	0	0	0	0	0	0	0	0	0	0	0	
2020	ULM	8	5	10	5	5	1.0	12.0	1.0	12.0	1	0	0	0	0	0	0	0	0	0	0	0	0	0	0	0	
2021	ULM	12	6	28	6	22	1.0	5.0	0.5	4.0	2	0	0	0	0	0	0	0	0	0	0	0	0	0	0	0	
2022	Texas Tech	13	1	12	8	4	2.5	8.0	0.0	0.0	3	0	0	0	0	0	0	0	0	0	0	0	0	0	0	0	
2023	Texas Tech	13	12	32	21	11	6.5	40.0	3.5	25.0	3	0	0	0	0	1	0	0	0	0	0	0	0	0	0	0	
TOTALS		59	24	86	43	43	12.0	70.0	5.0	41.0	9	0	0	0	0	1	0	0	0	0	0	0	0	0	0	0	

COLLEGE 2023 GAME-BY-GAME STATISTICS (TEXAS TECH)

DATE	OPPONENT	P/S	TACKLES							INTERCEPTIONS					O. FUMB				ST				MISC		SCORE	
			TK	S	A	SK	YDS	TFL	YDS	QBH	NO	YDS	LG	TD	PD	FF	FR	TD	YDS	TK	S	A	FF	FR		S
09/02	at Wyoming	S	1	1	0	0.0	0.0	0.0	0.0	0	0	0	0	1	0	0	0	0	0	0	0	0	0	0	L	17-20
09/09	Oregon	S	1	0	1	0.0	0.0	0.5	3.0	0	0	0	0	0	0	0	0	0	0	0	0	0	0	0	L	30-38
09/16	Tarleton St.	S	4	3	1	2.0	13.0	2.0	13.0	0	0	0	0	0	0	0	0	0	0	0	0	0	0	0	W	41-3
09/23	at West Virginia	S	6	3	3	0.0	0.0	0.0	0.0	0	0	0	0	0	0	0	0	0	0	0	0	0	0	0	L	13-20
09/30	Houston	S	2	2	0	0.0	0.0	0.0	0.0	1	0	0	0	0	0	0	0	0	0	0	0	0	0	0	T	0-0
10/07	at Baylor	S	4	1	3	0.5	5.0	0.5	5.0	0	0	0	0	0	0	0	0	0	0	0	0	0	0	0	W	39-14
10/14	Kansas St.	S	0	0	0	0.0	0.0	0.0	0.0	0	0	0	0	0	0	0	0	0	0	0	0	0	0	0	L	21-38
10/21	at BYU	S	4	4	0	1.0	7.0	3.0	18.0	1	0	0	0	0	0	0	0	0	0	0	0	0	0	0	L	14-27
11/02	TCU	S	3	3	0	0.0	0.0	0.0	0.0	1	0	0	0	0	0	0	0	0	0	0	0	0	0	0	W	35-28
11/11	at Kansas	S	2	1	1	0.0	0.0	0.0	0.0	0	0	0	0	0	0	0	0	0	0	0	0	0	0	0	W	16-13
11/18	UCF	S	3	2	1	0.0	0.0	0.5	1.0	0	0	0	0	0	0	0	0	0	0	0	0	0	0	0	W	24-23
11/24	at Texas	S	2	1	1	0.0	0.0	0.0	0.0	0	0	0	0	0	0	0	0	0	0	0	0	0	0	0	L	7-57
12/16	California	P	0	0	0	0.0	0.0	0.0	0.0	0	0	0	0	0	0	0	0	0	0	0	0	0	0	0	W	34-14
2023 TOTALS			13-12	32	21	11	3.5	25.0	6.5	40.0	3	0	0	0	1	0	0	0	0	0	0	0	0	0	0	6-6-1





LOGAN COOKE | 9

POSITION: PUNTER
HT: 6-5 | **WT:** 230 | **DOB:** 7-28-1995
COLLEGE: MISSISSIPPI STATE
HOMETOWN: DARBUN, MISS.
ACQ: D7B-'18
EXP: 7th YEAR



KEY TRANSACTIONS

- Originally drafted by Jacksonville in the seventh round (147th overall) of the 2018 draft
- Re-signed with Jacksonville on 3/20/21

PRO

- Since net punting average began being tracked in 1976, Cooke's career 43.5-yard net punting average is the highest in NFL history (min. 350 punts)

2024 (Jaguars)

- Was voted a captain for the 2024 season
- **12/29 vs. TEN:** Punted three times for 130 yards (43.3 average), placing one punt inside the 20-yard line
- **12/22 at L.V.:** Punted seven times for 275 yards (39.3 average), placing two punts inside the 20-yard line
- **12/15 vs. NYJ:** Punted two times inside the 20-yard line for 94 yards
- **12/8 at TEN:** Punted four times for 198 yards (49.5 average), including one punt inside the 20-yard line
- **12/1 vs. HOU:** Punted four times for 191 yards (47.8 average), including two punts inside the 20-yard line
- **11/17 at DET:** Punted five times for 267 yards (47.4 average), including three punts inside the 20-yard line
- **11/10 vs. MIN:** Punted five times for 274 yards (54.8 average), placing four of the five inside the 20-yard line
- **11/3 at PHI:** Punted five times for 238 yards (56.0 average), including three punts inside the 20-yard line
- **10/27 vs. G.B.:** Punted five times for 298 yards (59.6 average)... His 73-yard punt in the first quarter set his career-high and is tied for the fifth longest punt in franchise history
- **10/20 vs. N.E.:** Punted two times (both inside the 20-yard line) for 70 yards
- **10/13 at CHI:** Punted four times (all inside the 20-yard line) for 193 yards (48.3 average)
- **10/6 vs. IND:** Punted twice for 102 yards (51.0 average) in his 100th career game
- **9/29 at HOU:** Punted five times for 253 yards (50.6 average) and recorded one tackle on special teams... His 45.7 net yards per punt average through Week 4 tied his career-high through the first four weeks of a season since 2018
- **9/23 at BUF:** Punted two times for 109 yards (54.5 average)
- **9/15 vs. CLE:** Punted three times for 156 yards, averaging 52.0 yards per punt
- **9/8 at MIA:** Punted six times for 311 yards, averaging 51.8 yards per punt... Tied-second for punts inside the 20 (three) and longest punt (67 yards) in Week 1

2023 (Jaguars)

- Saw action in all 17 games... He recorded 61 punts for 2,893 yards (47.4 average), 29 punts inside the 20 and 12 inside the 10... His 12 punts inside the 10-yard line tied for the third-most in the NFL in 2023
- **10/19 at N.O.:** Punted five times for 224 yards with four punts downed inside the 20... Successfully converted his sixth-career fake punt for a first down
- **10/1 vs. ATL:** Punted three times for 160 yards, all three punts were downed inside the 20... two of three punts were downed inside the 10
- **9/10 at IND:** Punted five times for 223 yards, two of which were downed inside the 20... One punt was downed at the six-yard line by S Daniel Thomas

2022 (Jaguars)

- Was voted a captain for the 2022 season
- Saw action in 17 regular season games and two postseason games... In the regular season, he totaled 58 punts for 2,862 yards (49.3 average), and 24 punts inside the 20... In the postseason, he totaled seven punts for 315 yards and three inside the 20
- **1/21 at K.C.:** Punted four times for 191 yards with a long of 58... Two punts were downed inside the 20, including one punt downed at the two-yard line by S Daniel Thomas
- **1/1 at HOU:** Punted five times for 217 yards with a long of 57... Four punts were downed inside the 20... One punt was downed at the one-yard line by CB Chris Claybrooks
- **11/27 vs. BAL:** Punted three times for 206 yards with a long of 70 yards, a season-high... The second-longest career punt... One punt was downed inside the 20... Recorded a career-high gross punting average (68.7) and net punting average (55.3)
- **10/2 at PHI:** Punted three times for 160 yards with a long of 61 yards... Cooke's net average of 52.7 was the best in the NFL in Week 4

2021 (Jaguars)

- Handled the punting duties in 15 games and punted 64 times for a net average of 43.6 and a gross average of 47.3... He also placed 28



punts inside the 20

- **12/5 at LAR:** Punted five times for 247 yards placing all five of his punts inside the 20... Cooke's net average of 49.4 was the third-highest in a single game in his career... Had a 68-yard punt downed on the 1-yard line
- **11/28 vs. ATL:** Punted three times for 130 yards, placing two of his three punts inside the 20... Cooke became the fourth punter in franchise history to down at least 100 punts inside the 20
- **9/12 at HOU:** Punted six times for 297 yards... Cooke's net punting average of 46.7 was the best among all punters in the NFL in Week 1

2020 (Jaguars)

- Handled the team's punting duties in 14 games, punting 56 times for a gross punting average of 47.7, the second-highest season average in franchise history... His 43.4 net punting average was the third-highest in the AFC and is also the second-highest season average in franchise history
- **11/22 vs. PIT:** Punted six times for 324 yards (54.0 gross avg. and 47.5 net avg.) and placed one punt inside the 20... Had a season-long 67-yard punt
- **10/11 at HOU:** Punted three times for 143 yards (44.7 net avg.) which were all downed inside the 20
- **9/24 vs. MIA:** Punted three times for 157 yards, including a 63-yard punt

2019 (Jaguars)

- Finished the season with career-highs in gross punting average (46.8) and net punting average (44.5)... His 44.5 net punting average led all NFL punters (min. 10 punts) and set a new franchise record... Completed two passes for 16 yards
- **12/22 at ATL:** Punted five times for 254 yards (50.8 gross avg.), including one downed inside the 20... Completed one pass for 7 yards to S Cody Davis on a fake punt that resulted in a first down in the second quarter
- **12/15 at OAK:** Punted five times for 248 yards (49.6 gross avg.), including two punts inside the 20 and a season-long punt of 66 yards

2018 (Jaguars)

- Downed 37 punts inside the 20, a franchise record and the third-most in the NFL... Punted 86 times, placing 43.0 percent of his punts inside the 20, the highest mark by a rookie in franchise history

COLLEGE

- Appeared in 45 career games serving as the primary punter his last three years and the primary kickoff specialist as a senior and freshman
- Averaged 41.7 yards per punt during his career, which ranked seventh in school history
- Of his 150 punts 35 traveled more than 50 yards, and 60 were pinned inside the 20

PERSONAL

- Married the former Mary Menger Jones in February 2020, the couple has two sons Cooper and Tate
- Attended Columbia (Miss.) Academy
- All-state punter tallied 24 punts for an average of 44.2 yards in his senior season, while also seeing action at wide receiver and defensive back
- Avid hunter and fisherman, who also owns an outdoorsman company that specializes in turkey calls
- Involved with the Catch-A-Dream Foundation, which takes children with life-threatening illnesses on hunting and fishing adventures of a lifetime
- After he and his wife learned of the limitations Kenyans have to clean water, they partnered with Zoe Ministries in the summer of 2021 to help fund the drilling of a water well in a remote village on the Kenya-Uganda border

LOGAN COOKE'S NFL REGULAR SEASON PUNTING STATISTICS

DATE	TEAM	GP	NO.	YDS.	AVG.	OPP. RET.	YDS.	NET YDS.	AVG.	TB	IN20	LG	BK
2018	Jaguars	16	86	3,872	45.0	37	184	3,548	41.3	7	37	72	0
2019	Jaguars	16	75	3,507	46.8	24	127	3,340	44.5	2	25	66	0
2020	Jaguars	14	56	2,669	47.7	26	148	2,421	43.2	5	19	67	0
2021	Jaguars	15	64	3,026	47.3	22	173	2,833	43.6	1	28	68	1
2022	Jaguars	17	58	2,862	49.3	29	203	2,539	43.8	6	24	70	0
2023	Jaguars	17	61	2,893	47.4	22	143	2,670	43.8	4	29	65	0
2024	Jaguars	16	64	3,159	49.4	25	239	2,860	44.7	3	32	73	0
NFL TOTALS		111	464	21,988	47.4	185	1,217	20,211	43.5	28	194	73	1

LOGAN COOKE'S NFL POSTSEASON PUNTING STATISTICS

DATE	TEAM	GP	NO.	YDS.	AVG.	OPP. RET.	YDS.	NET YDS.	AVG.	TB	IN20	LG	BK
2022	Jaguars	2	7	315	45.0	3	23	292	41.7	0	3	58	0
NFL TOTALS		2	7	315	45.0	3	23	292	41.7	0	3	58	0



SINGLE-GAME HIGHS: PUNTER

Punts	9 at Houston Texans, Dec 30, 2018 9 vs. Pittsburgh Steelers, Nov 18, 2018	Inside the 20	5 at Los Angeles Rams, Dec 05, 2021 5 at Indianapolis Colts, Nov 14, 2021
Gross Punting Yards	449 at Houston Texans, Dec 30, 2018 415 vs. Pittsburgh Steelers, Nov 18, 2018	Pass Attempts	1 at New Orleans Saints, Oct 19, 2023 1 at Atlanta Falcons, Dec 22, 2019 ...2 more at 1.
Gross Punting Avg	68.7 vs. Baltimore Ravens, Nov 27, 2022 65.0 at Tampa Bay Buccaneers, Dec 24, 2023	Pass Completions	1 at New Orleans Saints, Oct 19, 2023 1 at Atlanta Falcons, Dec 22, 2019 ...2 more at 1.
Net Punting Yards	393 at Houston Texans, Dec 30, 2018 342 vs. Pittsburgh Steelers, Nov 18, 2018	Yards Passing	13 at New Orleans Saints, Oct 19, 2023 9 vs. Los Angeles Chargers, Dec 08, 2019
Net Punting Avg	59.0 at Tampa Bay Buccaneers, Dec 24, 2023 55.3 vs. Baltimore Ravens, Nov 27, 2022	Special Teams Tackles	1 vs. Houston Texans, Dec 19, 2021 1 vs. Arizona Cardinals, Sep 26, 2021 ...1 more at 1.
Longest Punts	73 vs. Green Bay Packers, Oct 27, 2024 72 vs. Washington Redskins, Dec 16, 2018		

SINGLE-GAME HIGHS - POSTSEASON: PUNTER

Punts	4 at Kansas City Chiefs, Jan 21, 2023 3 vs. Los Angeles Chargers, Jan 14, 2023	Net Punting Avg	42.0 at Kansas City Chiefs, Jan 21, 2023 41.3 vs. Los Angeles Chargers, Jan 14, 2023
Gross Punting Yards	191 at Kansas City Chiefs, Jan 21, 2023 124 vs. Los Angeles Chargers, Jan 14, 2023	Longest Punts	58 at Kansas City Chiefs, Jan 21, 2023 46 vs. Los Angeles Chargers, Jan 14, 2023
Gross Punting Avg	47.8 at Kansas City Chiefs, Jan 21, 2023 41.3 vs. Los Angeles Chargers, Jan 14, 2023	Inside the 20	2 at Kansas City Chiefs, Jan 21, 2023 1 vs. Los Angeles Chargers, Jan 14, 2023
Net Punting Yards	168 at Kansas City Chiefs, Jan 21, 2023 124 vs. Los Angeles Chargers, Jan 14, 2023		

2024 GAME-BY-GAME REGULAR-SEASON STATISTICS (JAGUARS)

DATE	OPPONENT		NO.	YDS.	AVG.	OPP. RET.	YDS.	NET YDS.	AVG	TB	IN20	LG	BK	W/L	SCORE
09/08	at Dolphins	P	6	311	51.8	3	13	298	49.7	0	3	67	0	L	17-20
09/15	Browns	P	3	156	52.0	3	25	131	43.7	0	1	55	0	L	13-18
09/23	at Bills	P	2	109	54.5	2	41	68	34.0	0	0	59	0	L	10-47
09/29	at Texans	P	5	253	50.6	3	19	234	46.8	0	1	58	0	L	20-24
10/06	Colts	P	2	102	51.0	1	11	91	45.5	0	1	58	0	W	37-34
10/13	at Bears	P	4	193	48.3	0	0	193	48.3	0	4	56	0	L	16-35
10/20	Patriots	P	2	70	35.0	1	8	62	31.0	0	2	38	0	W	32-16
10/27	Packers	P	5	298	59.6	1	13	245	49.0	2	2	73	0	L	27-30
11/03	at Eagles	P	5	238	47.6	0	0	238	47.6	0	3	56	0	L	23-28
11/10	Vikings	P	5	274	54.8	1	9	245	49.0	1	4	68	0	L	7-12
11/17	at Lions	P	5	267	53.4	3	30	237	47.4	0	3	61	0	L	6-52
12/01	Texans	P	4	191	47.8	3	27	164	41.0	0	2	64	0	L	20-23
12/08	at Titans	P	4	198	49.5	1	6	192	48.0	0	1	53	0	W	10-6
12/15	Jets	P	2	94	47.0	0	0	94	47.0	0	2	57	0	L	25-32
12/22	at Raiders	P	7	275	39.3	2	28	247	35.3	0	2	55	0	L	14-19
12/29	Titans	P	3	130	43.3	1	9	121	40.3	0	1	48	0	W	20-13
2024 TOTALS			16	64	3,159	49.4	25	2,39	2,860	44.7	3	32	73	0	4-12

2023 GAME-BY-GAME REGULAR-SEASON STATISTICS (JAGUARS)

DATE	OPPONENT		NO.	YDS.	AVG.	OPP. RET.	YDS.	NET YDS.	AVG	TB	IN20	LG	BK	W/L	SCORE
09/10	at Colts	P	5	223	44.6	2	20	203	40.6	0	2	52	0	W	31-21
09/17	Chiefs	P	5	243	48.6	3	8	235	47.0	0	4	57	0	L	9-17
09/24	Texans	P	2	94	47.0	0	0	74	37.0	1	1	54	0	L	17-37
10/01	Falcons	P	3	160	53.3	0	0	160	53.3	0	3	59	0	W	23-7
10/08	at Bills	P	5	247	49.4	2	9	218	43.6	1	3	60	0	W	25-20
10/15	Colts	P	4	203	50.8	2	13	190	47.5	0	1	62	0	W	37-20
10/19	at Saints	P	5	224	44.8	0	0	224	44.8	0	4	54	0	W	31-24
10/29	at Steelers	P	3	131	43.7	0	0	111	37.0	1	2	54	0	W	20-10
11/12	49ers	P	5	268	53.6	4	30	218	43.6	1	0	62	0	L	3-34
11/19	Titans	P	2	103	51.5	1	15	88	44.0	0	1	54	0	W	34-14
11/26	at Texans	P	2	77	38.5	0	0	77	38.5	0	2	42	0	W	24-21
12/04	Bengals	P	5	203	40.6	2	11	192	38.4	0	2	43	0	L	31-34+
12/10	at Browns	P	7	321	45.9	2	19	302	43.1	0	2	57	0	L	27-31
12/17	Ravens	P	3	148	49.3	1	3	145	48.3	0	1	60	0	L	7-23
12/24	at Buccaneers	P	1	65	65.0	1	6	59	59.0	0	0	65	0	L	12-30
12/31	Panthers	P	3	140	46.7	2	9	131	43.7	0	1	53	0	W	26-0
01/07	at Titans	P	1	43	43.0	0	0	43	43.0	0	0	43	0	L	20-28
2023 TOTALS			17	61	2,893	47.4	22	143	2,670	43.8	4	29	65	0	9-8



+ - Overtime





RONALD DARBY | 25

POSITION: CORNERBACK
HT: 5-11 | **WT:** 193 | **DOB:** 1-2-1994
COLLEGE: FLORIDA STATE
HOMETOWN: OXON HILL, MD.
ACQ: UFA (BAL) - '24
EXP: 10th YEAR

 @realronalddarby
 @realronalddarby

KEY TRANSACTIONS

- Originally selected by Buffalo in the second round (50th overall) of the 2015 NFL Draft
- Acquired by Philadelphia from Buffalo on 8/10/17 in exchange for WR Jordan Matthews and a 2018 third-round pick
- Signed a one-year contract with Philadelphia on 3/14/19
- Signed with Washington on 3/31/20
- Signed with Denver on 3/16/21
- Released by Denver on 3/14/23
- Signed with Baltimore on 8/17/23
- Signed by Jacksonville as an unrestricted free agent on 3/14/24

PRO

- Ranks fourth in passes defended (106) since he entered the league in 2015

2024 (Jaguars)

- **12/29 vs. TEN:** Did not play
- **12/22 at L.V.:** Inactive
- **12/15 vs. NYJ:** Did not play
- **12/8 at TEN:** Saw action at cornerback and registered one tackle
- **12/1 vs. HOU:** Started at cornerback and recorded two tackles (one solo) and one pass defended
- **11/17 at DET:** Started at cornerback and registered four solo tackles and one pass defended
- **11/10 vs. MIN:** Posted three tackles (two solo) and one pass defended
- **11/3 at PHI:** Recorded two solo tackles and one pass defended
- **10/27 vs. G.B.:** Saw action at cornerback before exiting due to injury
- **10/20 vs. N.E.:** Recorded two tackles (one solo) and one pass defended
- **10/13 at CHI:** Recorded eight tackles (six solo)
- **10/7 vs. IND:** Started at cornerback and recorded four tackles and one pass defended in his 100th career start
- **9/29 at HOU:** Notched seven tackles (six solo) and one pass defended... Joined CB Darius Slay, CB James Bradberry and CB Stephon Gilmore as the only players with at least 100 passes defended since 2015
- **9/23 at BUF:** Started at cornerback and registered five tackles (four solo), including one tackle for loss
- **9/15 vs. CLE:** Started at cornerback and recorded one tackle, one tackle for loss and one pass defended
- **9/8 at MIA:** Started at cornerback and recorded seven tackles (five solo), one pass defended and one tackle for loss... Eclipsed 400 career total tackles (405)

2023 (Ravens)

- Saw action in 16 games (eight starts) during his first season as a Raven, posting 25 tackles, seven passes defended and one tackle for loss, while adding three special teams tackles
- Helped the Ravens' defense become the first unit in NFL history to lead the league in scoring (16.5), sacks (60.0) and takeaways (31)

2022 (Broncos)

- **10/6 vs. IND:** Posted 14 tackles (12 solo), three passes defended and his first-career forced fumble during the first five games of the 2022 season before suffering a torn ACL

2021 (Broncos)

- Appeared in 11 games (all starts) for the Broncos in 2021, totaling 53 tackles (42 solo), six passes defended and one tackle for loss on a defense that ranked eighth overall (326.1 ypg) and against the pass (214.8 ypg)
- **11/14 vs. PHI:** Tied his season-high eight tackles
- **10/21 at CLE:** Posted a season-high eight tackles

2020 (Commanders)

- Started in all 16 regular season games and one playoff contest with Washington
- In regular season action, he collected 55 tackles (43 solo), 16 passes defended, one tackle for loss and his first-career fumble recovery, helping Washington rank second in total defense (304.6 ypg) and passing defense (191.8 ypg)



- His 16 passes defensed marked the NFL's fifth-most
- **1/9 vs. T.B.:** Posted five total tackles (two solo) and one pass defensed in the Wild Card Playoff, falling to the eventual Super Bowl LV champions

2019 (Eagles)

- Started in all 11 games he appeared in for Philadelphia, finishing with 37 tackles (34 solo), 11 passes defensed, two interceptions and one tackle for loss
- Contributed to an Eagles defense that ranked 10th overall (331.7 ypg) and fourth on third down (34.1%)

2018 (Eagles)

- Led the Eagles defense with 12 passes defensed over nine games played (all starts), while also posting 43 tackles (39 solo), one interception and one tackle for loss on a unit that posted the league's best opponent red zone (44.6%) and goal-to-go conversion percentage (53.9%)

2017 (Eagles)

- Notched a team-high 18 tackles (16 solo) and six passes defensed, while adding one tackle for loss during the Eagles' playoff run that culminated in a Super Bowl LII victory
- Collected a career-best three interceptions, while adding 34 tackles (30 solo) and nine passes defensed in eight appearances (seven starts) for the Eagles
- **2/4 vs N.E.:** Notched a team-high 18 tackles (16 solo) and six passes defensed, while adding one tackle for loss during an Eagles playoff run that culminated in a Super Bowl LII victory over N.E.
- **1/21 vs. MIN:** Recorded seven tackles (five solo) and three passes defensed in the NFC Championship

2016 (Bills)

- Posted a career-high 69 tackles (60 solo), while also adding 12 passes defensed, one tackle for loss and one quarterback hit in 14 games (all starts) with the Bills
- Contributed to a defense that ranked sixth against the pass (223.9 ypg)
- **11/7 at SEA:** Became the fastest Bills player to reach 30 career passes defensed (23 games) after batting down a pass

2015 (Bills)

- Pro Football Focus Defensive Rookie of the Year (2015)
- PFWA All-Rookie Team (2015)
- Recorded 68 tackles (61 solo), two interceptions and career-bests in tackles for loss (three) and passes defensed (21) for Buffalo in 15 games (all starts)
- His 21 passes defensed, which were the league's fifth most overall in 2015, still stand third on single-season rookie charts since becoming an official stat in 1999
- **9/13 vs. IND:** Recorded six total tackles (five solo), two passes defensed and one interception in his NFL debut, becoming the first Bills player to record an interception in an NFL debut since S Donte Whitner in 2006

COLLEGE

- Played three seasons (2012-14) at Florida State, collecting 79 total tackles (57 solo), 16 passes defensed, two interceptions, two forced fumbles, one tackle for loss and one fumble recovery over 42 career games (23 starts)
- Made 14 appearances (nine starts) as a key member of the nation's No. 1 pass defense (156.6 ypg) in 2013, allowing just nine completions and zero touchdowns on 27 targets during the Seminoles' National Championship season
- Earned ACC Defensive Rookie of the Year honors in 2012 after tying for the team lead in passes defensed with eight
- Majored in social science at Florida State

PERSONAL

- Attended Potomac (Oxon Hill, Md.) HS, where he played football and ran track
- Was a member of the USA medley relay team that brought home a gold medal from the 2011 World Youth Championships in France

RONALD DARBY'S NFL REGULAR SEASON DEFENSIVE STATISTICS

DATE	TEAM	GP	GS	TACKLES					INTERCEPTIONS					O. FUMB					ST					MISC				
				TK	S	A	TFL	YDS	SK	YDS	QBH	NO	YDS	LG	TD	PD	FF	FR	TD	YDS	TK	S	A	FF	FR	S	A	
2015	Bills	15	15	68	61	7	3	4	0.0	0.0	0	2	48	27	0	21	0	0	0	0	0	0	0	0	0	0	0	0
2016	Bills	14	14	69	60	9	1	2	0.0	0.0	1	0	0	0	0	12	0	0	0	0	0	0	0	0	0	0	0	
2017	Eagles	8	7	34	30	4	0	0	0.0	0.0	0	3	42	37	0	9	0	0	0	0	0	0	0	0	0	0	0	
2018	Eagles	9	9	43	39	4	1	3	0.0	0.0	0	1	16	16	0	12	0	0	0	0	0	0	0	0	0	0	0	
2019	Eagles	11	11	37	34	3	1	3	0.0	0.0	0	2	29	16	0	11	0	0	0	0	0	0	0	0	0	0	0	
2020	Football Team	16	16	55	43	12	1	2	0.0	0.0	0	0	0	0	0	16	0	1	0	0	0	0	0	0	0	0	0	
2021	Broncos	11	11	53	42	11	1	2	0.0	0.0	0	0	0	0	0	6	0	0	0	0	0	0	0	0	0	0	0	
2022	Broncos	5	5	14	12	2	0	0	0.0	0.0	0	0	0	0	0	3	1	0	0	0	0	0	0	0	0	0	0	
2023	Ravens	16	7	25	22	3	1	0	0.0	0.0	0	0	0	0	0	7	0	0	0	0	0	3	2	1	0	0	0	
2024	Jaguars	13	12	46	36	10	3	6	0.0	0.0	0	0	0	0	0	9	0	0	0	0	0	0	0	0	0	0	0	
NFL TOTALS		118	107	444	379	65	12	22	0.0	0.0	1	8	135	37	0	106	1	1	0	0	0	3	2	1	0	0	0	



RONALD DARBY'S NFL POSTSEASON DEFENSIVE STATISTICS

DATE	TEAM	GP	TACKLES								INTERCEPTIONS					O. FUMB				ST				MISC				
			GS	TK	S	A	TFL	YDS	SK	YDS	QBH	NO	YDS	LG	TD	PD	FF	FR	TD	YDS	TK	S	A	FF	FR	S	A	
2017	Eagles	3	3	18	16	2	1	3	0.0	0.0	0	0	0	0	0	6	0	0	0	0	0	0	0	0	0	0	0	0
2018	Eagles	0	0	0	0	0	0	0	0.0	0.0	0	0	0	0	0	0	0	0	0	0	0	0	0	0	0	0	0	
2019	Eagles	0	0	0	0	0	0	0	0.0	0.0	0	0	0	0	0	0	0	0	0	0	0	0	0	0	0	0	0	
2020	Football Team	1	1	5	2	3	0	0	0.0	0.0	0	0	0	0	0	1	0	0	0	0	0	0	0	0	0	0	0	
2023	Ravens	2	2	7	6	1	0	0	0.0	0.0	0	0	0	0	0	2	1	0	0	0	0	0	0	0	0	0	0	
NFL TOTALS		6	6	30	24	6	1	3	0.0	0.0	0	0	0	0	0	9	1	0	0	0	0	0	0	0	0	0	0	

SINGLE-GAME HIGHS: DEFENSIVE

Total Tackles	10 vs. Pittsburgh Steelers, Dec 11, 2016 10 vs. Miami Dolphins, Nov 08, 2015	Tackles For Loss	1 at Buffalo Bills, Sep 23, 2024 1 vs. Cleveland Browns, Sep 15, 2024 ...10 more at 1.
Solo Tackles	10 vs. Miami Dolphins, Nov 08, 2015 8 at Tennessee Titans, Sep 30, 2018 ...3 more at 8.	Interceptions	1 at Miami Dolphins, Dec 01, 2019 1 at Atlanta Falcons, Sep 15, 2019 ...6 more at 1.
Passes Defensed	4 vs. Cincinnati Bengals, Nov 22, 2020 4 at New York Giants, Oct 11, 2018 ...1 more at 4.	Interception Return Yards	37 at New York Giants, Dec 17, 2017 27 vs. Indianapolis Colts, Sep 13, 2015
Fumble Recoveries	1 vs. Cincinnati Bengals, Nov 22, 2020	Special Teams Tackles	1 at San Francisco 49ers, Dec 25, 2023 1 at Jacksonville Jaguars, Dec 17, 2023 ...1 more at 1.

SINGLE-GAME HIGHS - POSTSEASON: DEFENSIVE

Total Tackles	7 vs. Minnesota Vikings, Jan 21, 2018 7 vs. Atlanta Falcons, Jan 13, 2018	Forced Fumbles	1 vs. Kansas City Chiefs, Jan 28, 2024
Solo Tackles	7 vs. Atlanta Falcons, Jan 13, 2018 5 vs. Minnesota Vikings, Jan 21, 2018	Tackles For Loss	1 vs. Atlanta Falcons, Jan 13, 2018
Passes Defensed	3 vs. Minnesota Vikings, Jan 21, 2018 2 vs. Houston Texans, Jan 20, 2024 ...1 more at 2.		

2024 GAME-BY-GAME REGULAR-SEASON STATISTICS (JAGUARS)

DATE	OPPONENT	P/S	TACKLES								INTERCEPTIONS					O. FUMB				ST				MISC		W/L	SCORE	
			TK	S	A	SK	YDS	TFL	YDS	QBH	NO	YDS	LG	TD	PD	FF	FR	TD	YDS	TK	S	A	FF	FR	S			A
09/08	at Dolphins	S	7	5	2	0.0	0.0	1	3	0	0	0	0	0	1	0	0	0	0	0	0	0	0	0	0	0	L	17-20
09/15	Browns	S	1	1	0	0.0	0.0	1	1	0	0	0	0	0	1	0	0	0	0	0	0	0	0	0	0	L	13-18	
09/23	at Bills	S	5	4	1	0.0	0.0	1	2	0	0	0	0	0	0	0	0	0	0	0	0	0	0	0	0	L	10-47	
09/29	at Texans	S	7	6	1	0.0	0.0	0	0	0	0	0	0	0	1	0	0	0	0	0	0	0	0	0	0	L	20-24	
10/06	Colts	S	4	4	0	0.0	0.0	0	0	0	0	0	0	0	1	0	0	0	0	0	0	0	0	0	0	W	37-34	
10/13	at Bears	S	8	6	2	0.0	0.0	0	0	0	0	0	0	0	0	0	0	0	0	0	0	0	0	0	0	L	16-35	
10/20	Patriots	S	2	1	1	0.0	0.0	0	0	0	0	0	0	0	1	0	0	0	0	0	0	0	0	0	0	W	32-16	
10/27	Packers	S	0	0	0	0.0	0.0	0	0	0	0	0	0	0	0	0	0	0	0	0	0	0	0	0	0	L	27-30	
11/03	at Eagles	S	2	2	0	0.0	0.0	0	0	0	0	0	0	0	1	0	0	0	0	0	0	0	0	0	0	L	23-28	
11/10	Vikings	S	3	2	1	0.0	0.0	0	0	0	0	0	0	0	1	0	0	0	0	0	0	0	0	0	0	L	7-12	
11/17	at Lions	S	4	4	0	0.0	0.0	0	0	0	0	0	0	0	1	0	0	0	0	0	0	0	0	0	0	L	6-52	
12/01	Texans	S	2	1	1	0.0	0.0	0	0	0	0	0	0	0	1	0	0	0	0	0	0	0	0	0	0	L	20-23	
12/08	at Titans	P	1	0	1	0.0	0.0	0	0	0	0	0	0	0	0	0	0	0	0	0	0	0	0	0	0	W	10-6	
12/15	Jets																									L	25-32	
12/22	at Raiders																									L	14-19	
12/29	Titans																									W	20-13	
2024 TOTALS		13-12	46	36	10	0.0	0.0	3	6	0	0	0	0	0	9	0	0	0	0	0	0	0	0	0	0	0	4-12	



2023 GAME-BY-GAME REGULAR-SEASON STATISTICS (RAVENS)

DATE	OPPONENT	P/S	TACKLES							INTERCEPTIONS					O. FUMB				ST				MISC		SCORE		
			TK	S	A	SK	YDS	TFL	YDS	QBH	NO	YDS	LG	TD	PD	FF	FR	TD	YDS	TK	S	A	FF	FR		S	A
09/10	Texans	S	7	6	1	0.0	0.0	1	0	0	0	0	0	0	0	0	0	0	0	0	0	0	0	0	0	W	25-9
09/17	at Bengals	S	2	1	1	0.0	0.0	0	0	0	0	0	0	0	1	0	0	0	0	0	0	0	0	0	0	W	27-24
09/24	Colts	S	2	2	0	0.0	0.0	0	0	0	0	0	0	1	0	0	0	0	0	0	0	0	0	0	0	L	19-22+
10/01	at Browns	S	2	2	0	0.0	0.0	0	0	0	0	0	0	1	0	0	0	0	0	0	0	0	0	0	0	W	28-3
10/08	at Steelers	P	2	2	0	0.0	0.0	0	0	0	0	0	0	0	0	0	0	0	0	0	0	0	0	0	0	L	10-17
10/15	at Titans	P	0	0	0	0.0	0.0	0	0	0	0	0	0	0	0	0	0	0	0	0	0	0	0	0	0	W	24-16
10/22	Lions	P	0	0	0	0.0	0.0	0	0	0	0	0	0	0	0	0	0	0	0	0	0	0	0	0	0	W	38-6
10/29	at Cardinals	P	0	0	0	0.0	0.0	0	0	0	0	0	0	0	0	0	0	0	0	0	0	0	0	0	0	W	31-24
11/05	Seahawks	P	0	0	0	0.0	0.0	0	0	0	0	0	0	0	0	0	0	0	0	0	0	0	0	0	0	W	37-3
11/12	Browns	P	0	0	0	0.0	0.0	0	0	0	0	0	0	0	0	0	0	0	0	0	0	0	0	0	0	L	31-33
11/16	Bengals	S	0	0	0	0.0	0.0	0	0	0	0	0	0	0	3	0	0	0	0	0	0	0	0	0	0	W	34-20
11/26	at Chargers	S	2	2	0	0.0	0.0	0	0	0	0	0	0	0	0	0	0	0	0	0	0	0	0	0	0	W	20-10
12/10	Rams	P	0	0	0	0.0	0.0	0	0	0	0	0	0	0	0	0	0	0	0	0	0	0	0	0	0	W	37-31+
12/17	at Jaguars	P	0	0	0	0.0	0.0	0	0	0	0	0	0	0	0	0	0	0	0	0	0	0	0	0	0	W	23-7
12/25	at 49ers	P	3	2	1	0.0	0.0	0	0	0	0	0	0	0	0	0	0	0	0	0	0	0	0	0	0	W	33-19
12/31	Dolphins	S	5	5	0	0.0	0.0	0	0	0	0	0	0	0	0	0	0	0	0	0	0	0	0	0	0	W	56-19
01/06	Steelers		DID NOT PLAY (NON-INJURY)																				L	10-17			
2023 TOTALS		16-7	25	22	3	0.0	0.0	1	0	0	0	0	0	0	7	0	0	0	0	0	3	2	1	0	0	0	13-4

+ - Overtime

2023 GAME-BY-GAME POSTSEASON STATISTICS (RAVENS)

DATE	OPPONENT	P/S	TACKLES							INTERCEPTIONS					O. FUMB				ST				MISC		SCORE			
			TK	S	A	SK	YDS	TFL	YDS	QBH	NO	YDS	LG	TD	PD	FF	FR	TD	YDS	TK	S	A	FF	FR		S	A	W/L
01/20	Texans	S	3	3	0	0.0	0.0	0	0	0	0	0	0	0	2	0	0	0	0	0	0	0	0	0	0	0	W	34-10
01/28	Chiefs	S	4	3	1	0.0	0.0	0	0	0	0	0	0	0	1	0	0	0	0	0	0	0	0	0	0	0	L	10-17
2023 TOTALS		2-2	7	6	1	0.0	0.0	0	0	0	0	0	0	2	1	0	0	0	0	0	0	0	0	0	0	1-1		





JOSIAH DEGUARA | 81

POSITION: TIGHT END
HT: 6-2 | **WT:** 238 | **DOB:** 2-14-1997
COLLEGE: CINCINNATI
HOMETOWN: FOLSOM, CALIF.
ACQ: UFA (GB) -24
EXP: 5th YEAR

 @JosiahD5
 @josiahdeguara

KEY TRANSACTIONS

- Originally drafted by Green Bay in the third round (94th overall) in the 2020 NFL Draft
- Signed with Jacksonville as an unrestricted free agent on 3/26/24
- Signed to Jacksonville's practice squad on 8/28/24

PRO

2024 (Jaguars)

- **12/29 vs. TEN:** Saw action at tight end and recorded one tackle on special teams
- **12/22 at L.V.:** Saw action at tight end and recorded one catch for four yards
- **12/15 vs. NYJ:** Saw action at tight end and on special teams
- **12/8 at TEN:** Saw action at tight end and on special teams... Recorded two tackles (one solo) on special teams
- **12/1 vs. HOU:** Saw action on special teams
- **11/17 at DET:** Saw action on special teams
- **11/10 vs. MIN:** Saw action on special teams
- **11/3 at PHI:** Saw action at tight end and on special teams
- **10/27 vs. G.B.:** Saw action at tight end and on special teams
- **10/20 vs. N.E.:** Saw action at tight end and on special teams
- **10/13 at CHI:** Saw action at tight end and on special teams
- **10/6 vs. IND:** Saw action at tight end and recorded one reception for two yards
- **9/29 at HOU:** Saw action at tight end and on special teams
- **9/23 at BUF:** Saw action at tight end and recorded one reception for eight yards

2023 (Packers)

- Appeared in 15 games with four starts and posted eight receptions for 65 yards (8.1 avg.) and four tackles on special teams
- Appeared in both postseason games and recorded a tackle on special teams
- **1/20 at S.F.:** Saw action at tight end and recorded one tackle on special teams in NFC Divisional round
- **10/9 at L.V.:** Recorded a 19-yard reception and saw action on special teams
- **9/28 vs. DET:** Played 36 snaps and posted a season-high four catches for 34 yards

2022 (Packers)

- Played in all 17 games with three starts and had 13 catches for 114 yards (8.8 avg.)
- **11/6 at DET:** Recorded a career-high five catches for 41 yards including one 25-yard reception
- **10/9 vs. NYG:** Posted two receptions for 19 yards and was credited with his first-career safety
- **9/11 at MIN:** Recorded two receptions for 28 yards, both of which picked up first downs

2021 (Packers)

- Appeared in 16 games with two starts and recorded a season-high 25 receptions for a career-best 245 yards and two touchdowns
- **1/22 vs. S.F.:** Recorded one tackle on special teams in NFC Divisional round
- **1/9 at DET:** Posted three receptions for a career-best 66 yards including a career-long 62-yard touchdown reception... His 62-yard touchdown is tied for the second-longest reception by a tight end in Packers history
- **12/12 vs. CHI:** Recorded three receptions for 44 yards
- **11/21 at MIN:** Posted two receptions for 37 yards including a 25-yard touchdown, marking his first career touchdown reception

2020 (Packers)

- Played in two games with one start and had one catch for 12 yards before suffering a season-ending knee injury
- **9/13 at MIN:** Posted his first career catch and became just the second rookie tight end to start for the Packers in Week 1 since the 1970 AFL-NFL merger

COLLEGE

- Appeared in 46 games with 27 starts during his four seasons (2015-19) at the University of Cincinnati
- Posted 1,117 career receiving yards, joining Brent Celek (1,135 yards) as the only tight ends in school history to post 1,000-plus receiving yards
- Registered 92 career receptions, the most in school history by a tight end, and 12 touchdown catches



- Earned first-team All-American Athletic Conference honors in 2019
- His 504 receiving yards in 2019 were the second most in a season by a tight end in school history behind only Travis Kelce (722 in 2012)
- Earned his bachelor's degree and master's degree in sports administration
- Became the highest-drafted player from the University of Cincinnati since Kelce in 2013 (No. 61 overall)

PERSONAL

- Born in Santa Rosa, California
- Married to wife, Ashton
- Attended Folsom High School, he helped the team post a 30-1 record over his final two seasons, including a CIF Division I state title and a 16-0 season as a senior in 2014
- Was a co-captain and starter for his high school basketball team that advanced to the Division II state championship in 2013-14
- Visited hospitals and a Boys & Girls Club while he was in college

JOSIAH DEGUARA'S NFL REGULAR SEASON RUSHING/RECEIVING STATISTICS

DATE	TEAM	RECEIVING							RUSHING				
		GP	GS	NO.	YDS.	AVG.	LG	TD	NO.	YDS.	AVG.	LG	TD
2020	Packers	2	1	1	12	12.0	12	0	0	0	0.0	0	0
2021	Packers	16	2	25	245	9.8	62t	2	0	0	0.0	0	0
2022	Packers	17	3	13	114	8.8	25	0	0	0	0.0	0	0
2023	Packers	15	4	8	65	8.1	19	0	0	0	0.0	0	0
2024	Jaguars	14	0	3	14	4.7	8	0	0	0	0.0	0	0
NFL TOTALS		64	10	50	450	9.0	62T	2	0	0	0.0	0	0

JOSIAH DEGUARA'S NFL POSTSEASON RUSHING/RECEIVING STATISTICS

DATE	TEAM	RECEIVING							RUSHING				
		GP	GS	NO.	YDS.	AVG.	LG	TD	NO.	YDS.	AVG.	LG	TD
2020	Packers	0	0	0	0	0.0	0	0	0	0	0.0	0	0
2021	Packers	1	0	0	0	0.0	0	0	0	0	0.0	0	0
2023	Packers	2	0	0	0	0.0	0	0	0	0	0.0	0	0
NFL TOTALS		3	0	0	0	0.0	0	0	0	0	0.0	0	0

JOSIAH DEGUARA'S NFL REGULAR SEASON RETURN STATISTICS

DATE	TEAM	KICKOFF RETURNS					PUNT RETURNS					
		RET.	YDS.	AVG.	LG	TD	NO.	FC	YDS.	AVG.	LG	TD
2020	Packers	0	0	0.0	0	0	0	0	0	0.0	0	0
2021	Packers	0	0	0.0	0	0	0	0	0	0.0	0	0
2022	Packers	1	0	0.0	0	0	0	0	0	0.0	0	0
2023	Packers	0	0	0.0	0	0	0	0	0	0.0	0	0
2024	Jaguars	0	0	0.0	0	0	0	0	0	0.0	0	0
NFL TOTALS		1	0	0.0	0	0	0	0	0	0.0	0	0

JOSIAH DEGUARA'S NFL POSTSEASON RETURN STATISTICS

DATE	TEAM	KICKOFF RETURNS					PUNT RETURNS					
		RET.	YDS.	AVG.	LG	TD	NO.	FC	YDS.	AVG.	LG	TD
2020	Packers	0	0	0.0	0	0	0	0	0	0.0	0	0
2021	Packers	0	0	0.0	0	0	0	0	0	0.0	0	0
2023	Packers	0	0	0.0	0	0	0	0	0	0.0	0	0
NFL TOTALS		0	0	0.0	0	0	0	0	0	0.0	0	0

SINGLE-GAME HIGHS: RUSHING/RECEIVING

Receptions	5 at Detroit Lions, Nov 06, 2022 4 vs. Detroit Lions, Sep 28, 2023	All-Purpose Yards	66 at Detroit Lions, Jan 09, 2022 44 vs. Chicago Bears, Dec 12, 2021
Receiving Yards	66 at Detroit Lions, Jan 09, 2022 44 vs. Chicago Bears, Dec 12, 2021	Kickoff Returns	1 at Miami Dolphins, Dec 25, 2022
Receiving Average	22.0 at Detroit Lions, Jan 09, 2022 14.7 vs. Chicago Bears, Dec 12, 2021	Special Teams Tackles	2 at Tennessee Titans, Dec 08, 2024 2 at Pittsburgh Steelers, Nov 12, 2023
Longest Receptions	62t at Detroit Lions, Jan 09, 2022 25 at Detroit Lions, Nov 06, 2022 ...2 more at 25.	Most TDs	1 at Detroit Lions, Jan 09, 2022 1 at Minnesota Vikings, Nov 21, 2021
Receiving TDs	1 at Detroit Lions, Jan 09, 2022 1 at Minnesota Vikings, Nov 21, 2021	Miscellaneous Tackles	1 at Detroit Lions, Jan 09, 2022



SINGLE-GAME HIGHS - POSTSEASON: RUSHING/RECEIVING

Special Teams Tackles

1 at San Francisco 49ers, Jan 20, 2024
 1 vs. San Francisco 49ers, Jan 22, 2022

2024 GAME-BY-GAME REGULAR-SEASON STATISTICS (JAGUARS)

DATE	OPPONENT	P/S	RECEIVING					RUSHING					W/L	SCORE	
			NO.	YDS.	AVG.	LG	TD	NO.	YDS.	AVG.	LG	TD			
09/08	at Dolphins													L	17-20
09/15	Browns													L	13-18
09/23	at Bills													L	10-47
09/29	at Texans	P	0	0	0.0	0	0	0	0	0.0	0	0	0	L	20-24
10/06	Colts	P	1	2	2.0	2	0	0	0	0.0	0	0	0	W	37-34
10/13	at Bears	P	0	0	0.0	0	0	0	0	0.0	0	0	0	L	16-35
10/20	Patriots	P	0	0	0.0	0	0	0	0	0.0	0	0	0	W	32-16
10/27	Packers	P	0	0	0.0	0	0	0	0	0.0	0	0	0	L	27-30
11/03	at Eagles	P	0	0	0.0	0	0	0	0	0.0	0	0	0	L	23-28
11/10	Vikings	P	0	0	0.0	0	0	0	0	0.0	0	0	0	L	7-12
11/17	at Lions	P	0	0	0.0	0	0	0	0	0.0	0	0	0	L	6-52
12/01	Texans	P	0	0	0.0	0	0	0	0	0.0	0	0	0	L	20-23
12/08	at Titans	P	0	0	0.0	0	0	0	0	0.0	0	0	0	W	10-6
12/15	Jets	P	0	0	0.0	0	0	0	0	0.0	0	0	0	L	25-32
12/22	at Raiders	P	1	4	4.0	4	0	0	0	0.0	0	0	0	L	14-19
12/29	Titans	P	0	0	0.0	0	0	0	0	0.0	0	0	0	W	20-13
2024 TOTALS		13-0	2	6	3.0	4	0	0	0	0.0	0	0	0	4-12	

2023 GAME-BY-GAME REGULAR-SEASON STATISTICS (PACKERS)

DATE	OPPONENT	P/S	RECEIVING					RUSHING					W/L	SCORE		
			NO.	YDS.	AVG.	LG	TD	NO.	YDS.	AVG.	LG	TD				
09/10	at Bears	S	0	0	0.0	0	0	0	0	0.0	0	0	0	0	W	38-20
09/17	at Falcons	S	2	5	2.5	4	0	0	0	0.0	0	0	0	0	L	24-25
09/24	Saints	S	0	0	0.0	0	0	0	0	0.0	0	0	0	W	18-17	
09/28	Lions	P	4	34	8.5	13	0	0	0	0.0	0	0	0	L	20-34	
10/09	at Raiders	P	1	19	19.0	19	0	0	0	0.0	0	0	0	L	13-17	
10/22	at Broncos	P	0	0	0.0	0	0	0	0	0.0	0	0	0	L	17-19	
10/29	Vikings	P	0	0	0.0	0	0	0	0	0.0	0	0	0	L	10-24	
11/05	Rams	P	1	7	7.0	7	0	0	0	0.0	0	0	0	W	20-3	
11/12	at Steelers	P	0	0	0.0	0	0	0	0	0.0	0	0	0	L	19-23	
11/19	Chargers	P	0	0	0.0	0	0	0	0	0.0	0	0	0	W	23-20	
11/23	at Lions													W	29-22	
12/03	Chiefs													W	27-19	
12/11	at Giants	P	0	0	0.0	0	0	0	0	0.0	0	0	0	L	22-24	
12/17	Buccaneers	S	0	0	0.0	0	0	0	0	0.0	0	0	0	L	20-34	
12/24	at Panthers	P	0	0	0.0	0	0	0	0	0.0	0	0	0	W	33-30	
12/31	at Vikings	P	0	0	0.0	0	0	0	0	0.0	0	0	0	W	33-10	
01/07	Bears	P	0	0	0.0	0	0	0	0	0.0	0	0	0	W	17-9	
2023 TOTALS		15-4	8	65	8.1	19	0	0	0	0.0	0	0	0	9-8		

2023 GAME-BY-GAME POSTSEASON STATISTICS (PACKERS)

DATE	OPPONENT	P/S	RECEIVING					RUSHING					W/L	SCORE	
			NO.	YDS.	AVG.	LG	TD	NO.	YDS.	AVG.	LG	TD			
01/14	at Cowboys	P	0	0	0.0	0	0	0	0	0.0	0	0	0	W	48-32
01/20	at 49ers	P	0	0	0.0	0	0	0	0	0.0	0	0	0	L	21-24
2023 TOTALS		2-0	0	0	0.0	0	0	0	0	0.0	0	0	0	1-1	





DEVIN DUVERNAY | 12

POSITION: WIDE RECEIVER

HT: 5-11 | WT: 202 | DOB: 9-12-1997

COLLEGE: TEXAS

HOMETOWN: SACHSE, TEXAS

ACQ: UFA (BAL) - '24

EXP: 5th YEAR

 @Dev_Duv5

 @dduv6



KEY TRANSACTIONS

- Originally drafted by Baltimore in the third round (92nd overall) of the 2020 draft
- Signed by Jacksonville as an unrestricted free agent on 3/14/24

PRO

2024 (Jaguars)

- **12/29 vs. TEN:** Recorded one catch for four yards at wide receiver... Returned two kickoffs for 62 yards and one punt for nine yards
- **12/22 at L.V.:** Recorded one catch for three yards at wide receiver... Returned four punts for 37 yards
- **12/15 vs. NYJ:** Recorded 42 yards on three receptions at wide receiver... Returned two kickoffs for 63 yards and two punts for 12 yards
- **12/8 at TEN:** Started at wide receiver and recorded eight yards on three receptions... Returned two punts for eight yards and posted one fair catch
- **12/1 vs. HOU:** Saw action at wide receiver and caught two passes for 23 yards... Returned three kickoffs for 68 yards and one punt for five yards
- **11/17 at DET:** Saw action at wide receiver and returned two kickoffs for 58 yards on special teams
- **11/10 vs. MIN:** Saw action as punt returner after being activated from injured reserve, recording one fair catch
- **10/6 vs. IND:** Returned three punts for 68 yards... His 53-yard punt return was the second-longest of his career and the second-longest in the NFL this season behind only WR KaVontae Turpin's 60-yard return
- **9/29 at HOU:** Returned three kickoffs for 62 yards (20.7 average) and two punts for two yards
- **9/23 at BUF:** Returned one kickoff for 27 yards and caught one reception on offense
- **9/15 vs. CLE:** Returned one kickoff for 12 yards and one punt for eight yards
- **9/8 at MIA:** Had one rush for three yards on offense and returned one punt for three yards

2023 (Ravens)

- Appeared in 13 games (one start), totaling four receptions for 18 yards and four rushes for 15 yards, while also adding 23 punt returns for 290 yards (12.6 avg.) and nine kickoff returns for 174 yards (19.3 avg.)
- **1/20 vs. HOU:** Returned the second half-opening kickoff 37 yards to the Ravens' 45-yard line in the 34-10 Divisional Playoff win... Baltimore reached the end zone six plays into the ensuing possession
- **11/12 vs. CLE:** Recovered a muffed punt at the Browns' 12-yard line, leading to a RB Gus Edwards fourth-quarter touchdown
- **10/15 at TEN:** Registered 3 PRs for a career-high 91 yards, including a career-long 70-yarder, in the 24-16 victory

2022 (Ravens)

- Saw action in 14 games (13 starts) prior to his 12/20 Injured Reserve (foot) designation
- Finished the season as the NFL's only player with at least 15 kickoff returns and 15 punt returns to rank in the Top 10 in both yards-per-KOR average (26.5 – No. 10) and yards-per-PR avg. (11.9 – No. 5)
- Produced career highs in all major receiving categories, including receptions (37), yards (407) and TDs (3), while adding 12 carries for 84 yards and one TD
- Joined RB Nyheim Hines as one of two NFL players with a rushing touchdown, receiving touchdown and special teams touchdown
- **10/27 at TB:** Totaled a single-game best 163 all-purpose yards (72 KORs, 33 rushing, 31 receiving, and 27 PRs) and his first-career rushing TD (15 yards) in the 27-22 win... Became the first player in Ravens history to post a KOR-TD, receiving TD and rushing TD in a Ravens career
- **10/23 vs. CLE:** Recorded a season-long 31-yard reception and career-long 46-yard punt return in the 23-20 win
- **9/25 at NE:** Recorded a career-long 43-yard punt return and a contested 4-yard touchdown grab... Marked his third-straight game with a touchdown, joining WR Davante Adams, WR Cooper Kupp and RB James Robinson as the NFL's only four position players with a touchdown scored in each of the first three games of the season
- **9/18 vs. MIA:** Registered a 103-yard kickoff return-touchdown to open the game, marking the second KOR-TD of his career and the first time in franchise history that Baltimore returned the game's opening kickoff for a TD...Became the first player to register multiple receiving TDs (2 in Week 1 at NYJ) and a KOR-TD in the first two games of a season since Hall of Famer Bobby Mitchell accomplished the feat in 1962

2021 (Ravens)

- PFWA All-NFL (2021)
- PFWA All-AFC (2021)
- Finished as the NFL's only returner to rank in the Top 10 in both punt return average (13.8 – first) and kickoff return average (24.1 –



seventh)... Tallied the NFL's second-most punt return yards (360), eighth-most kickoff return yards (676) and fifth-most total return yards (1,036)

- **11/21 at CHI:** Eclipsed 100 all-purpose yards (106) for the third time
- **10/17 vs. LAC:** Returned three punts for 44 yards (14.7 avg) and two KORs for 70 yards (35.0 avg), including a season-long 47-yarder... Became the NFL's first returner with a 40-yard PR (42) and KOR (47) in 2021
- **10/3 at DEN:** Recorded three punt returns for 64 yards (21.3 avg), including a career-long 42-yarder... Also added three receptions for 31 yards in the contest
- **9/26 at DET:** Capped an eight-play, 65-yard drive with a 19-yard TD reception, marking his first-career TD grab and added two punt returns for 21 yards, including a 29-yarder

2020 (Ravens)

- Played in all 16 games (three starts) in his rookie campaign, seeing action on special teams (as the primary kick returner) and offense...Returned 21 kicks for 578 yards and one touchdown, while adding four punt returns for 46 yards
- **1/10 at TEN:** Made his postseason debut in the 20-13 Wild Card Playoff win and served as Baltimore's primary punt returner and kick returner
- **9/28 vs. KC:** Returned a kickoff 93 yards for a touchdown and became the fifth Ravens rookie and the youngest Raven (23 years, 16 days) in franchise history to register a kickoff return touchdown
- **9/13 vs. CLE:** Made his NFL debut, recording his first-career reception for a 12-yard gain...Contributed on special teams with two kickoff returns for 64 yards, including a long of 38 yards

COLLEGE

- Finished his Texas career with 176 receptions for 2,468 yards (14.0 ypc) and 16 touchdowns in 52 games (30 starts)
- Led all Big 12 wide receivers in receptions (106), receptions per game (8.2), receiving yards (1,341) and receiving yards per game (106.6) in 2019...Ranked third in receiving TDs (9)
- Became the 10th 2,000-yard career receiver in Longhorns' history after a nine-catch, 107-yard performance at Iowa State in 2019
- As a true freshman, tallied three-consecutive games with a touchdown reception, which stands as the seventh-longest streak in school history
- Earned first-team All-Big 12 (2019) and honorable mention Big 12 Offensive Player of the Year honors (2019)... Was a Earl Campbell Tyler Rose Award semifinalist (2019), two-time Big 12 Offensive Player of the Week (2019) and three-time Academic All-Big 12 selection (2017-19)

PERSONAL

- His twin brother, Donovan, was a DB for the Longhorns and transferred to Northwestern State
- Is a first cousin of Arizona Cardinals QB Kyler Murray
- Uncle, Calvin Murray, played baseball at Texas... Uncle, Kevin Murray, played QB at Texas A&M in the 1980, while another uncle, Charles Murray, played WR at North Texas in the late 1970s... Uncle, Vince Murray, played DB at Tulsa in 2017 and suited up for the Salina Liberty of the Champions Indoor Football league
- Graduated from the University of Texas with a degree in sport management and a minor in business

DEVIN DUVERNAY'S NFL REGULAR SEASON RUSHING/RECEIVING STATISTICS

DATE	TEAM	RECEIVING							RUSHING				
		GP	GS	NO.	YDS.	AVG.	LG	TD	NO.	YDS.	AVG.	LG	TD
2020	Ravens	16	3	20	201	10.1	39	0	4	70	17.5	42	0
2021	Ravens	16	7	33	272	8.2	21	2	7	50	7.1	19	0
2022	Ravens	14	13	37	407	11.0	31	3	12	84	7.0	18	1
2023	Ravens	13	1	4	18	4.5	10	0	4	15	3.8	8	0
2024	Jaguars	12	1	11	79	7.2	28	0	4	3	0.8	4	0
NFL TOTALS		71	25	105	977	9.3	39	5	31	222	7.2	42	1

DEVIN DUVERNAY'S NFL POSTSEASON RUSHING/RECEIVING STATISTICS

DATE	TEAM	RECEIVING							RUSHING				
		GP	GS	NO.	YDS.	AVG.	LG	TD	NO.	YDS.	AVG.	LG	TD
2020	Ravens	2	0	0	0	0.0	0	0	0	0	0.0	0	0
2022	Ravens	0	0	0	0	0.0	0	0	0	0	0.0	0	0
2023	Ravens	2	0	0	0	0.0	0	0	0	0	0.0	0	0
NFL TOTALS		4	0	0	0	0.0	0	0	0	0	0.0	0	0

DEVIN DUVERNAY'S NFL REGULAR SEASON RETURN STATISTICS

DATE	TEAM	KICKOFF RETURNS					PUNT RETURNS					
		RET.	YDS.	AVG.	LG	TD	NO.	FC	YDS.	AVG.	LG	TD
2020	Ravens	21	578	27.5	93t	1	4	2	46	11.5	19	0
2021	Ravens	28	676	24.1	47	0	26	24	360	13.8	42	0
2022	Ravens	15	383	25.5	103t	1	16	18	190	11.9	46	0
2023	Ravens	9	174	19.3	28	0	23	20	290	12.6	70	0
2024	Jaguars	14	351	25.1	34	0	17	15	152	8.9	53	0
NFL TOTALS		87	2,162	24.9	103T	2	86	79	1,038	12.1	70	0



DEVIN DUVERNAY'S NFL POSTSEASON RETURN STATISTICS

DATE	TEAM	KICKOFF RETURNS					PUNT RETURNS					
		RET.	YDS.	AVG.	LG	TD	NO.	FC	YDS.	AVG.	LG	TD
2020	Ravens	1	20	20.0	20	0	0	4	0	0.0	0	0
2022	Ravens	0	0	0.0	0	0	0	0	0	0.0	0	0
2023	Ravens	2	53	26.5	37	0	3	2	32	10.7	21	0
NFL TOTALS		3	73	24.3	37	0	3	6	32	10.7	21	0

SINGLE-GAME HIGHS: RUSHING/RECEIVING

Rush Attempts	3 at Cincinnati Bengals, Sep 17, 2023 3 vs. Cincinnati Bengals, Oct 09, 2022	Longest Kickoff Return	103t vs. Miami Dolphins, Sep 18, 2022 93t vs. Kansas City Chiefs, Sep 28, 2020
Rushing Yards	42 vs. Cincinnati Bengals, Oct 11, 2020 33 at Tampa Bay Buccaneers, Oct 27, 2022	Kickoff Return TDs	1 vs. Miami Dolphins, Sep 18, 2022 1 vs. Kansas City Chiefs, Sep 28, 2020
Longest Runs	42 vs. Cincinnati Bengals, Oct 11, 2020 22 at Cincinnati Bengals, Jan 03, 2021	Fair Catches	5 vs. Pittsburgh Steelers, Jan 09, 2022 4 at Miami Dolphins, Nov 11, 2021
Rushing TDs	1 at Tampa Bay Buccaneers, Oct 27, 2022	Punt Return Yards	91 at Tennessee Titans, Oct 15, 2023 68 vs. Indianapolis Colts, Oct 06, 2024
Receptions	6 vs. Denver Broncos, Dec 04, 2022 5 vs. Cincinnati Bengals, Oct 09, 2022	Longest Punt Return	70 at Tennessee Titans, Oct 15, 2023 53 vs. Indianapolis Colts, Oct 06, 2024
Receiving Yards	54 vs. Cincinnati Bengals, Oct 09, 2022 54 at New York Jets, Sep 11, 2022	Punt Returns	4 at Las Vegas Raiders, Dec 22, 2024 4 vs. Indianapolis Colts, Sep 24, 2023 ...1 more at 4.
Receiving Average	15.0 at New England Patriots, Nov 15, 2020 14.0 vs. New York Jets, Dec 15, 2024	Punt Return Average	30.3 at Tennessee Titans, Oct 15, 2023 22.7 vs. Indianapolis Colts, Oct 06, 2024
Longest Receptions	39 vs. Pittsburgh Steelers, Nov 01, 2020 31 vs. Cleveland Browns, Oct 23, 2022	Kickoff Return Average	26.3 vs. Green Bay Packers, Dec 19, 2021 24.0 at Tampa Bay Buccaneers, Oct 27, 2022
Receiving TDs	2 at New York Jets, Sep 11, 2022 1 at New England Patriots, Sep 25, 2022 ...2 more at 1.	Special Teams Tackles	1 vs. Detroit Lions, Oct 22, 2023 1 at Tennessee Titans, Oct 15, 2023
All-Purpose Yards	163 at Tampa Bay Buccaneers, Oct 27, 2022 156 vs. Indianapolis Colts, Oct 11, 2021	Most TDs	2 at New York Jets, Sep 11, 2022 1 at Tampa Bay Buccaneers, Oct 27, 2022 ...6 more at 1.
Kickoff Returns	5 vs. Pittsburgh Steelers, Jan 09, 2022 5 vs. Indianapolis Colts, Oct 11, 2021	Miscellaneous Tackles	1 vs. Tennessee Titans, Nov 22, 2020
Kickoff Return Yards	119 vs. Kansas City Chiefs, Sep 28, 2020 113 vs. Pittsburgh Steelers, Jan 09, 2022	Longest Own Fumble Return	12 vs. Cincinnati Bengals, Oct 09, 2022 2 vs. Kansas City Chiefs, Sep 19, 2021

SINGLE-GAME HIGHS - POSTSEASON: RUSHING/RECEIVING

All-Purpose Yards	64 vs. Houston Texans, Jan 20, 2024 21 vs. Kansas City Chiefs, Jan 28, 2024	Punt Return Yards	21 vs. Kansas City Chiefs, Jan 28, 2024 11 vs. Houston Texans, Jan 20, 2024
Kickoff Returns	2 vs. Houston Texans, Jan 20, 2024 1 at Tennessee Titans, Jan 10, 2021	Longest Punt Return	21 vs. Kansas City Chiefs, Jan 28, 2024 11 vs. Houston Texans, Jan 20, 2024
Kickoff Return Yards	53 vs. Houston Texans, Jan 20, 2024 20 at Tennessee Titans, Jan 10, 2021	Punt Returns	2 vs. Kansas City Chiefs, Jan 28, 2024 1 vs. Houston Texans, Jan 20, 2024
Longest Kickoff Return	37 vs. Houston Texans, Jan 20, 2024 20 at Tennessee Titans, Jan 10, 2021	Special Teams Tackles	1 at Tennessee Titans, Jan 10, 2021
Fair Catches	3 at Tennessee Titans, Jan 10, 2021 2 vs. Houston Texans, Jan 20, 2024		



2024 GAME-BY-GAME REGULAR-SEASON STATISTICS (JAGUARS)

DATE	OPPONENT	P/S	RECEIVING					RUSHING					W/L	SCORE
			NO.	YDS.	AVG.	LG	TD	NO.	YDS.	AVG.	LG	TD		
09/08	at Dolphins	P	0	0	0.0	0	0	1	3	3.0	3	0	L	17-20
09/15	Browns	P	0	0	0.0	0	0	1	4	4.0	4	0	L	13-18
09/23	at Bills	P	1	-1	-1.0	-1	0	0	0	0.0	0	0	L	10-47
09/29	at Texans	P	0	0	0.0	0	0	0	0	0.0	0	0	L	20-24
10/06	Colts	P	0	0	0.0	0	0	1	3	3.0	3	0	W	37-34
10/13	at Bears												L	16-35
10/20	Patriots												W	32-16
10/27	Packers												L	27-30
11/03	at Eagles												L	23-28
11/10	Vikings	P	0	0	0.0	0	0	0	0	0.0	0	0	L	7-12
11/17	at Lions	P	0	0	0.0	0	0	0	0	0.0	0	0	L	6-52
12/01	Texans	P	2	23	11.5	18	0	0	0	0.0	0	0	L	20-23
12/08	at Titans	S	3	8	2.7	5	0	1	-7	-7.0	-7	0	W	10-6
12/15	Jets	P	3	42	14.0	28	0	0	0	0.0	0	0	L	25-32
12/22	at Raiders	P	1	3	3.0	3	0	0	0	0.0	0	0	L	14-19
12/29	Titans	P	1	4	4.0	4	0	0	0	0.0	0	0	W	20-13
2024 TOTALS		12-1	11	79	7.2	28	0	4	3	0.8	4	0	4-12	

2023 GAME-BY-GAME REGULAR-SEASON STATISTICS (RAVENS)

DATE	OPPONENT	P/S	RECEIVING					RUSHING					W/L	SCORE
			NO.	YDS.	AVG.	LG	TD	NO.	YDS.	AVG.	LG	TD		
09/10	Texans	P	0	0	0.0	0	0	0	0	0.0	0	0	W	25-9
09/17	at Bengals	P	0	0	0.0	0	0	3	15	5.0	8	0	W	27-24
09/24	Colts	P	0	0	0.0	0	0	0	0	0.0	0	0	L	19-22+
10/01	at Browns	S	2	8	4.0	10	0	0	0	0.0	0	0	W	28-3
10/08	at Steelers	P	0	0	0.0	0	0	0	0	0.0	0	0	L	10-17
10/15	at Titans	P	0	0	0.0	0	0	0	0	0.0	0	0	W	24-16
10/22	Lions	P	0	0	0.0	0	0	0	0	0.0	0	0	W	38-6
10/29	at Cardinals	P	0	0	0.0	0	0	0	0	0.0	0	0	W	31-24
11/05	Seahawks	P	2	10	5.0	7	0	0	0	0.0	0	0	W	37-3
11/12	Browns	P	0	0	0.0	0	0	0	0	0.0	0	0	L	31-33
11/16	Bengals	P	0	0	0.0	0	0	0	0	0.0	0	0	W	34-20
11/26	at Chargers	P	0	0	0.0	0	0	1	0	0.0	0	0	W	20-10
12/10	Rams	P	0	0	0.0	0	0	0	0	0.0	0	0	W	37-31+
12/17	at Jaguars												W	23-7
12/25	at 49ers												W	33-19
12/31	Dolphins												W	56-19
01/06	Steelers												L	10-17
2023 TOTALS		13-1	4	18	4.5	10	0	4	15	3.8	8	0	13-4	

+ - Overtime

2023 GAME-BY-GAME POSTSEASON STATISTICS (RAVENS)

DATE	OPPONENT	P/S	RECEIVING					RUSHING					W/L	SCORE
			NO.	YDS.	AVG.	LG	TD	NO.	YDS.	AVG.	LG	TD		
01/20	Texans	P	0	0	0.0	0	0	0	0	0.0	0	0	W	34-10
01/28	Chiefs	P	0	0	0.0	0	0	0	0	0.0	0	0	L	10-17
2023 TOTALS		2-0	0	0	0.0	0	0	0	0	0.0	0	0	1-1	





TRAVIS ETIENNE JR. | 1

POSITION: RUNNING BACK

HT: 5-10 | WT: 215 | DOB: 1-26-1999

COLLEGE: CLEMSON

HOMETOWN: JENNINGS, LA.

ACQ: D1-'21

EXP: 4th YEAR

 @swaggy_t1

 @t.etiennejr

KEY TRANSACTIONS

- Originally drafted by Jacksonville in the first round (25th overall) in the 2021 draft

PRO

- Ranks fourth in franchise history in rushing yards (2,660) and tied-fifth in rushing touchdowns (18)
- Ranks fourth in franchise history in receiving yards among running backs (1,017)

2024 (Jaguars)

- 12/29 vs. TEN:** Rushed for 49 yards on 15 attempts and caught one pass for 26 yards
- 12/22 at L.V.:** Rushed for 22 yards on nine attempts and caught two passes for 15 yards
- 12/15 vs. NYJ:** Rushed for 65 yards on 14 carries and recorded 20 yards on four receptions... Notched his third-consecutive game with 70-plus scrimmage yards (85)
- 12/8 at TEN:** Rushed for 20 yards on four carries and posted a season-high 50 receiving yards on four receptions.... Notched his 10th game in a row against a divisional opponent with 55-plus scrimmage yards (70)
- 12/1 vs. HOU:** Rushed for 46 yards on 13 carries and posted 13 yards on three receptions... Notched two rushing first downs to bring his career total to 125 and pass RB Leonard Fournette to rank sixth in franchise history
- 11/17 at DET:** Rushed for 27 yards on 12 carries and recorded six yards on three receptions
- 11/10 vs. MIN:** Rushed for 44 yards on 11 carries and recorded one reception
- 11/3 at PHI:** Rushed for 24 yards on three carries and caught two passes for six yards
- 10/27 vs. G.B.:** Inactive due to injury
- 10/20 vs. N.E.:** Inactive due to injury
- 10/13 at CHI:** Started at running back
- 10/6 vs. IND:** Started at running back and rushed for 17 yards on six carries and added 43 yards on a single-game career-high six receptions
- 9/29 at HOU:** Started at running back and rushed for 50 yards on 11 carries and caught one reception for 10 yards
- 9/23 at BUF:** Started at running back and rushed 11 times for 68 yards... Hauled in two receptions for 17 yards
- 9/15 vs. CLE:** Started at running back and rushed for 52 yards and one touchdown on 13 carries
- 9/8 at MIA:** Started at running back and rushed for 44 yards and a touchdown on 12 carries... Caught two receptions for 15 yards

2023 (Jaguars)

- Started in all 17 games this season... He recorded 267 rushing attempts for 1,008 yards and 11 touchdowns... He also caught 58 passes for 476 yards and one touchdown... Etienne totaled 1,484 scrimmage yards joining RB Maurice Jones-Drew as the only Jaguars to reach 1,000 scrimmage yards in their first two active NFL seasons
- 1/7 at TEN:** Started at running back and rushed 16 times for 57 yards... Surpassed 1,000 rushing yards in the season for the second consecutive year... Marks the first Jaguar since 2010 to record consecutive 1,000-yard seasons
- 12/31 vs. CAR:** Started at running back and rushed 16 times for 102 yards and two touchdowns... Eclipsed 2,000 rushing yards in his career... Became the first Jaguar since 2009 to record at least 10 rushing touchdowns in a single season... His 62-yard touchdown run tied his career-long
- 11/26 at HOU:** Started at running back and rushed 20 times for 56 yards... Recorded four receptions for 30 yards... Now joins RB Maurice Jones-Drew as the only Jaguars to reach 1,000 scrimmage yards in their first two active NFL seasons... Surpassed 400-career rushes and 600-career receiving yards
- 10/8 at BUF:** Started at running back and recorded 136 rushing yards on 26 attempts, four receptions for 48 receiving yards and two touchdowns... Posted the most scrimmage yards in a game in his career with 184 yards... Recorded the most scrimmage yards in a single game at Tottenham Hotspur Stadium in NFL history

2022 (Jaguars)

- He saw action in all 17 regular season games with 12 starts and started both postseason games... In the regular season he tallied 220 rushing attempts for 1,125 yards and five touchdowns... His 1,125 rushing yards ranked ninth in the NFL and was the second-most rushing yards for a player who had under 250 attempts, trailing 49ers RB Christian McCaffrey (1,139 yards) by only 14 yards... He also recorded 35 receptions for 316 yards... In the postseason he recorded 30 rushing attempts for 171 yards and one touchdown and 4 receptions for 30 yards
- 1/14 vs. LAC:** Started at running back and rushed for 109 yards on 20 attempts, marking the second-most rushing yards by a player in franchise history in their first career postseason game, trailing only Fred Taylor (162 yards)
- 12/22 at NYJ:** Started at running back and rushed for 83 yards on 22 attempts... Became the fourth player in franchise history to rush for



- 1,000 yards in his first 15 games
- 11/6 vs. L.V.:** Started at running back and rushed for 109 yards and two touchdowns on 28 attempts... Caught two passes for 17 yards... Etienne joined Fred Taylor (twice) as the only players in team history to record three consecutive games with at least 100 rushing yards and one TD
- 10/23 vs. NYG:** Started at running back and rushed for 114 yards on 14 carries and one touchdown and caught one pass for five yards... Etienne Jr. also recorded a two-point conversion, which marked the first time the Jaguars scored eight points on their opening drive in franchise history (courtesy of Elias Sports)

2021 (Jaguars)

- Missed the 2021 season with a foot injury suffered on 8/14 against New Orleans in the preseason

COLLEGE

- Rushed 686 times for 4,952 yards with 70 rushing touchdowns and caught 102 passes for 1,155 yards and eight receiving TDs
- NCAA FBS record holder for most career games scoring a touchdown (46 of 55 career games) and is the ACC career record-holder for rushing yards (4,952), total touchdowns (78), rushing touchdowns (70) and points (468)
- Named ACC Offensive Player of the Year in 2018 and 2019
- Finished his career ranked No. 1 in ACC history in both rushing yards (4,952) and rushing touchdowns (70)
- Part of a senior class that helped Clemson to four ACC titles, four College Football Playoff berths, two national championship appearances and a national title, all while becoming the first FBS senior class since 2010 to go undefeated at home

PERSONAL

- Father (Bobby Joe Evans) was the 1994-95 Texas Gatorade High School Player of the Year in basketball and played at Oklahoma (lettered 1996-98)
- Brother (Tay) played linebacker at OU during the 2015 and 2016 seasons
- Younger brother (Trevor) spent the last two seasons as a running back at the University of Florida, and now is spending the 2024 season at the University of Georgia
- Majored in human relations

TRAVIS ETIENNE JR.'S NFL REGULAR SEASON RUSHING/RECEIVING STATISTICS

DATE	TEAM	RUSHING							RECEIVING				
		GP	GS	NO.	YDS.	AVG.	LG	TD	NO.	YDS.	AVG.	LG	TD
2021	Jaguars	0	0	0	0	0.0	0	0	0	0	0.0	0	0
2022	Jaguars	17	12	220	1,125	5.1	62t	5	35	316	9.0	30	0
2023	Jaguars	17	17	267	1,008	3.8	62t	11	58	476	8.2	56t	1
2024	Jaguars	14	14	137	527	3.8	22	2	36	225	6.3	26	0
NFL TOTALS		48	43	624	2,660	4.3	62T	18	129	1,017	7.9	56T	1

TRAVIS ETIENNE JR.'S NFL POSTSEASON RUSHING/RECEIVING STATISTICS

DATE	TEAM	RUSHING							RECEIVING				
		GP	GS	NO.	YDS.	AVG.	LG	TD	NO.	YDS.	AVG.	LG	TD
2022	Jaguars	2	2	30	171	5.7	25	1	4	30	7.5	12	0
NFL TOTALS		2	2	30	171	5.7	25	1	4	30	7.5	12	0

SINGLE-GAME HIGHS: RUSHING/RECEIVING

Rush Attempts	28 vs. Las Vegas Raiders, Nov 06, 2022 26 at Buffalo Bills, Oct 08, 2023	Receiving Average	23.3 at Pittsburgh Steelers, Oct 29, 2023 14.3 vs. Houston Texans, Oct 09, 2022
Rushing Yards	156 vs. Denver Broncos, Oct 30, 2022 136 at Buffalo Bills, Oct 08, 2023	Longest Receptions	56t at Pittsburgh Steelers, Oct 29, 2023 30 at Houston Texans, Jan 01, 2023
Rushing Average	12.0 at Houston Texans, Jan 01, 2023 8.6 at Indianapolis Colts, Oct 16, 2022	Receiving TDs	1 at Pittsburgh Steelers, Oct 29, 2023
Longest Runs	62t vs. Carolina Panthers, Dec 31, 2023 62t at Houston Texans, Jan 01, 2023	All-Purpose Yards	184 at Buffalo Bills, Oct 08, 2023 162 vs. Denver Broncos, Oct 30, 2022
Rushing TDs	2 vs. Carolina Panthers, Dec 31, 2023 2 at New Orleans Saints, Oct 19, 2023 ...3 more at 2.	Most TDs	2 vs. Carolina Panthers, Dec 31, 2023 2 at New Orleans Saints, Oct 19, 2023 ...3 more at 2.
Receptions	6 vs. Indianapolis Colts, Oct 06, 2024 5 at Tennessee Titans, Jan 07, 2024 ...1 more at 5.	Scrimmage Yards	184 at Buffalo Bills, Oct 08, 2023 162 vs. Denver Broncos, Oct 30, 2022
Receiving Yards	70 at Pittsburgh Steelers, Oct 29, 2023 50 at Tennessee Titans, Dec 08, 2024 ...1 more at 50.		



SINGLE-GAME HIGHS - POSTSEASON: RUSHING/RECEIVING

Rush Attempts	20 vs. Los Angeles Chargers, Jan 14, 2023 10 at Kansas City Chiefs, Jan 21, 2023	Receiving Yards	18 at Kansas City Chiefs, Jan 21, 2023 12 vs. Los Angeles Chargers, Jan 14, 2023
Rushing Yards	109 vs. Los Angeles Chargers, Jan 14, 2023 62 at Kansas City Chiefs, Jan 21, 2023	Receiving Average	6.0 at Kansas City Chiefs, Jan 21, 2023
Rushing Average	6.2 at Kansas City Chiefs, Jan 21, 2023 5.5 vs. Los Angeles Chargers, Jan 14, 2023	Longest Receptions	12 vs. Los Angeles Chargers, Jan 14, 2023 9 at Kansas City Chiefs, Jan 21, 2023
Longest Runs	25 vs. Los Angeles Chargers, Jan 14, 2023 19 at Kansas City Chiefs, Jan 21, 2023	All-Purpose Yards	121 vs. Los Angeles Chargers, Jan 14, 2023 80 at Kansas City Chiefs, Jan 21, 2023
Rushing TDs	1 at Kansas City Chiefs, Jan 21, 2023	Most TDs	1 at Kansas City Chiefs, Jan 21, 2023
Receptions	3 at Kansas City Chiefs, Jan 21, 2023 1 vs. Los Angeles Chargers, Jan 14, 2023		

100-YARD RUSHING GAMES (7): REGULAR SEASON

DATE	TEAM	ATT.	YDS.	AVG.	LG	TD
10/23/22	GIANTS	14	114	8.1	49	1
10/30/22	BRONCOS	24	156	6.5	49	1
11/06/22	RAIDERS	28	109	3.9	18	2
12/18/22	COWBOYS	19	103	5.4	16	0
01/01/23	at Texans	9	108	12.0	62t	1
10/08/23	at Bills	26	136	5.2	35t	2
12/31/23	PANTHERS	16	102	6.4	62t	2

100-YARD RUSHING GAMES (1): POSTSEASON

DATE	TEAM	ATT.	YDS.	AVG.	LG	TD
01/14/23	CHARGERS	20	109	5.5	25	0

2024 GAME-BY-GAME REGULAR-SEASON STATISTICS (JAGUARS)

DATE	OPPONENT	P/S	RUSHING					RECEIVING					W/L	SCORE
			NO.	YDS.	AVG.	LG	TD	NO.	YDS.	AVG.	LG	TD		
09/08	at Dolphins	S	12	44	3.7	11	1	2	15	7.5	12	0	L	17-20
09/15	Browns	S	13	52	4.0	20	1	3	6	2.0	8	0	L	13-18
09/23	at Bills	S	11	68	6.2	22	0	4	17	4.3	8	0	L	10-47
09/29	at Texans	S	11	50	4.5	13	0	1	10	10.0	10	0	L	20-24
10/06	Colts	S	6	17	2.8	4	0	6	43	7.2	14	0	W	37-34
10/13	at Bears	S	3	-1	-0.3	1	0	0	0	0.0	0	0	L	16-35
10/20	Patriots												W	32-16
10/27	Packers												L	27-30
11/03	at Eagles	S	3	24	8.0	16	0	2	6	3.0	3	0	L	23-28
11/10	Vikings	S	11	44	4.0	18	0	1	-1	-1.0	-1	0	L	7-12
11/17	at Lions	S	12	27	2.3	9	0	3	6	2.0	8	0	L	6-52
12/01	Texans	S	13	46	3.5	9	0	3	12	4.0	5	0	L	20-23
12/08	at Titans	S	4	20	5.0	11	0	4	50	12.5	21	0	W	10-6
12/15	Jets	S	14	65	4.6	10	0	4	20	5.0	8	0	L	25-32
12/22	at Raiders	S	9	22	2.4	12	0	2	15	7.5	11	0	L	14-19
12/29	Titans	S	15	49	3.3	15	0	1	26	26.0	26	0	W	20-13
2024 TOTALS		14-14	137	527	3.8	22	2	36	225	6.3	26	0	4-12	

2023 GAME-BY-GAME REGULAR-SEASON STATISTICS (JAGUARS)

DATE	OPPONENT	P/S	RUSHING					RECEIVING					W/L	SCORE
			NO.	YDS.	AVG.	LG	TD	NO.	YDS.	AVG.	LG	TD		
09/10	at Colts	S	18	77	4.3	26t	1	5	27	5.4	10	0	W	31-21
09/17	Chiefs	S	12	40	3.3	9	0	2	2	1.0	3	0	L	9-17
09/24	Texans	S	19	88	4.6	16	0	4	50	12.5	18	0	L	17-37
10/01	Falcons	S	20	55	2.8	7	0	3	17	5.7	8	0	W	23-7
10/08	at Bills	S	26	136	5.2	35t	2	4	48	12.0	22	0	W	25-20
10/15	Colts	S	18	55	3.1	22t	2	3	28	9.3	13	0	W	37-20
10/19	at Saints	S	14	53	3.8	17t	2	3	24	8.0	15	0	W	31-24
10/29	at Steelers	S	24	79	3.3	13	0	3	70	23.3	56t	1	W	20-10
11/12	49ers	S	9	35	3.9	16	0	2	9	4.5	5	0	L	3-34
11/19	Titans	S	14	52	3.7	11	0	3	7	2.3	5	0	W	34-14
11/26	at Texans	S	20	56	2.8	20	0	4	30	7.5	12	0	W	24-21
12/04	Bengals	S	11	45	4.1	13	1	4	34	8.5	19	0	L	31-34+
12/10	at Browns	S	14	35	2.5	16	1	4	37	9.3	18	0	L	27-31
12/17	Ravens	S	10	31	3.1	7	0	4	28	7.0	13	0	L	7-23
12/24	at Buccaneers	S	6	12	2.0	4	0	3	19	6.3	11	0	L	12-30
12/31	Panthers	S	16	102	6.4	62t	2	2	16	8.0	8	0	W	26-0
01/07	at Titans	S	16	57	3.6	12	0	5	30	6.0	13	0	L	20-28
2023 TOTALS		17-17	267	1,008	3.8	62T	11	58	476	8.2	56T	1	9-8	

+ - Overtime



2021 GAME-BY-GAME REGULAR-SEASON STATISTICS (JAGUARS)

DATE	OPPONENT	P/S	RUSHING					RECEIVING					W/L	SCORE
			NO.	YDS.	AVG.	LG	TD	NO.	YDS.	AVG.	LG	TD		
09/12	at Texans												L	21-37
09/19	Broncos												L	13-23
09/26	Cardinals												L	19-31
09/30	at Bengals												L	21-24
10/10	Titans												L	19-37
10/17	Dolphins												W	23-20
10/31	at Seahawks												L	7-31
11/07	Bills												W	9-6
11/14	at Colts												L	17-23
11/21	49ers												L	10-30
11/28	Falcons												L	14-21
12/05	at Rams												L	7-37
12/12	at Titans												L	0-20
12/19	Texans												L	16-30
12/26	at Jets												L	21-26
01/02	at Patriots												L	10-50
01/09	Colts												W	26-11
2021 TOTALS		0-0	0	0	0.0	0	0	0	0	0.0	0	0	0	3-14





LUKE FARRELL | 89

POSITION: TIGHT END

HT: 6-5 | WT: 250 | DOB: 10-14-1997

COLLEGE: OHIO STATE

HOMETOWN: PERRY, OHIO

ACQ: D5-'21

EXP: 4th YEAR

 @LukeFarrell89

 @lukefarrell89

KEY TRANSACTIONS

- Originally selected by Jacksonville in the fifth round (145th overall) in the 2021 Draft

PRO

2024 (Jaguars)

- 12/29 vs. TEN:** Saw action at tight end and on special teams
- 12/22 at L.V.:** Started at tight end and recorded eight yards on two receptions
- 12/15 vs. NYJ:** Started at tight end
- 12/8 at TEN:** Saw action at tight end and on special teams
- 12/1 vs. HOU:** Started at tight end... Recorded one tackle on special teams
- 11/17 at DET:** Saw action at tight end and recorded three yards on one reception... Registered one tackle on special teams
- 11/10 vs. MIN:** Recorded 16 yards on two receptions
- 11/3 at PHI:** Saw action at tight end and recorded one five-yard reception
- 10/27 vs. G.B.:** Started at tight end and saw action on special teams
- 10/20 vs. N.E.:** Started at tight end and saw action on special teams
- 10/13 at CHI:** Saw action at tight end
- 10/6 vs. IND:** Recorded two receptions for 17 yards
- 9/29 at HOU:** Saw action at tight end and on special teams
- 9/23 at BUF:** Caught one pass for one yard
- 9/15 vs. CLE:** Recorded two receptions for 13 yards
- 9/8 at MIA:** Started at tight end on offense and recorded a tackle on special teams

2023 (Jaguars)

- Saw action in all 17 regular season games with eight starts... He recorded 13 receptions for 155 yards
- 12/17 vs. BAL:** Started at tight end and recorded one reception for 28 yards... Saw action on special teams
- 11/26 at HOU:** Posted three receptions for 55 yards including a 42-yard reception... Saw action on special teams
- 11/19 vs. TEN:** Recorded two receptions for 21 yards and saw action on special teams

2022 (Jaguars)

- Saw action in 15 regular season games with four starts and two postseason games... In the regular season he recorded seven receptions for 56 yards
- 1/7 vs. TEN:** Saw action at tight end and on special teams and caught one pass for 11 yards
- 12/4 at DET:** Saw action at tight end and on special teams... Caught one pass for 3 yards
- 11/6 vs. L.V.:** Saw action at tight end and on special teams... Caught one pass for 15 yards

2021 (Jaguars)

- Finished his rookie campaign with four starts in 15 games played... Compiled seven receptions for 56 yards
- 9/30 at CIN:** Started at tight end for the first time in his career... Recorded a 7-yard reception
- 9/19 vs DEN:** Saw action on offense and special teams in home debut... Recorded a 6-yard catch, his first career reception
- 9/12 at HOU:** Appeared on offense and special teams in NFL debut

COLLEGE

- Played in 44 games for the Buckeyes and started 32 times
- Collegiate totals include 34 career receptions for 380 yards, four touchdowns and an 11.2 yards per reception average
- In 2020, caught a touchdown in the College Football Playoff semifinal versus Clemson

PERSONAL

- Farrell was an Associated Press All-State selection as a senior in 2015 after catching 33 passes for 446 yards at Perry High School
- The ninth tight end to be drafted in Jaguars history
- Graduated with his degree in human development and family studies
- Is the son of Kelly and Matt Farrell
- Has an older brother, Nolan, who attended Ohio State, and a sister, Celeste
- His favorite movie is The Big Lebowski



LUKE FARRELL'S NFL REGULAR SEASON RUSHING/RECEIVING STATISTICS

DATE	TEAM	GP	GS	RECEIVING					RUSHING				
				NO.	YDS.	AVG.	LG	TD	NO.	YDS.	AVG.	LG	TD
2021	Jaguars	15	4	7	56	8.0	21	0	0	0	0.0	0	0
2022	Jaguars	17	0	4	40	10.0	15	0	0	0	0.0	0	0
2023	Jaguars	17	8	13	155	11.9	42	0	0	0	0.0	0	0
2024	Jaguars	16	7	11	63	5.7	11	0	0	0	0.0	0	0
NFL TOTALS		65	19	35	314	9.0	42	0	0	0	0.0	0	0

LUKE FARRELL'S NFL POSTSEASON RUSHING/RECEIVING STATISTICS

DATE	TEAM	GP	GS	RECEIVING					RUSHING				
				NO.	YDS.	AVG.	LG	TD	NO.	YDS.	AVG.	LG	TD
2022	Jaguars	2	0	0	0	0.0	0	0	0	0	0.0	0	0
NFL TOTALS		2	0	0	0	0.0	0	0	0	0	0.0	0	0

SINGLE-GAME HIGHS: RECEIVING

Receptions	3 at Houston Texans, Nov 26, 2023 2 at Las Vegas Raiders, Dec 22, 2024 ...5 more at 2.	All-Purpose Yards	55 at Houston Texans, Nov 26, 2023 28 vs. Baltimore Ravens, Dec 17, 2023
Receiving Yards	55 at Houston Texans, Nov 26, 2023 28 vs. Baltimore Ravens, Dec 17, 2023	Special Teams Tackles	1 at Tampa Bay Buccaneers, Dec 24, 2023 1 vs. Las Vegas Raiders, Nov 06, 2022
Receiving Average	18.3 at Houston Texans, Nov 26, 2023	Miscellaneous Tackles	1 at Pittsburgh Steelers, Oct 29, 2023
Longest Receptions	42 at Houston Texans, Nov 26, 2023 28 vs. Baltimore Ravens, Dec 17, 2023		

2024 GAME-BY-GAME REGULAR-SEASON STATISTICS (JAGUARS)

DATE	OPPONENT	P/S	RECEIVING					RUSHING					W/L	SCORE	
			NO.	YDS.	AVG.	LG	TD	NO.	YDS.	AVG.	LG	TD			
09/08	at Dolphins	S	0	0	0.0	0	0	0	0	0.0	0	0	0	L	17-20
09/15	Browns	P	2	13	6.5	7	0	0	0	0.0	0	0	0	L	13-18
09/23	at Bills	P	1	1	1.0	1	0	0	0	0.0	0	0	0	L	10-47
09/29	at Texans	P	0	0	0.0	0	0	0	0	0.0	0	0	0	L	20-24
10/06	Colts	P	2	17	8.5	11	0	0	0	0.0	0	0	0	W	37-34
10/13	at Bears	P	0	0	0.0	0	0	0	0	0.0	0	0	0	L	16-35
10/20	Patriots	S	0	0	0.0	0	0	0	0	0.0	0	0	0	W	32-16
10/27	Packers	S	0	0	0.0	0	0	0	0	0.0	0	0	0	L	27-30
11/03	at Eagles	S	1	5	5.0	5	0	0	0	0.0	0	0	0	L	23-28
11/10	Vikings	P	2	16	8.0	9	0	0	0	0.0	0	0	0	L	7-12
11/17	at Lions	P	1	3	3.0	3	0	0	0	0.0	0	0	0	L	6-52
12/01	Texans	S	0	0	0.0	0	0	0	0	0.0	0	0	0	L	20-23
12/08	at Titans	P	0	0	0.0	0	0	0	0	0.0	0	0	0	W	10-6
12/15	Jets	S	0	0	0.0	0	0	0	0	0.0	0	0	0	L	25-32
12/22	at Raiders	S	2	8	4.0	6	0	0	0	0.0	0	0	0	L	14-19
12/29	Titans	P	0	0	0.0	0	0	0	0	0.0	0	0	0	W	20-13
2024 TOTALS		16-7	11	63	5.7	11	0	0	0	0.0	0	0	0	4-12	



2023 GAME-BY-GAME REGULAR-SEASON STATISTICS (JAGUARS)

DATE	OPPONENT	P/S	RECEIVING					RUSHING					W/L	SCORE	
			NO.	YDS.	AVG.	LG	TD	NO.	YDS.	AVG.	LG	TD			
09/10	at Colts	P	0	0	0.0	0	0	0	0	0.0	0	0	0	W	31-21
09/17	Chiefs	P	0	0	0.0	0	0	0	0	0.0	0	0	0	L	9-17
09/24	Texans	S	1	4	4.0	4	0	0	0	0.0	0	0	0	L	17-37
10/01	Falcons	P	2	10	5.0	7	0	0	0	0.0	0	0	0	W	23-7
10/08	at Bills	S	1	16	16.0	16	0	0	0	0.0	0	0	0	W	25-20
10/15	Colts	S	0	0	0.0	0	0	0	0	0.0	0	0	0	W	37-20
10/19	at Saints	P	0	0	0.0	0	0	0	0	0.0	0	0	0	W	31-24
10/29	at Steelers	S	1	5	5.0	5	0	0	0	0.0	0	0	0	W	20-10
11/12	49ers	S	0	0	0.0	0	0	0	0	0.0	0	0	0	L	3-34
11/19	Titans	P	2	21	10.5	14	0	0	0	0.0	0	0	0	W	34-14
11/26	at Texans	P	3	55	18.3	42	0	0	0	0.0	0	0	0	W	24-21
12/04	Bengals	P	1	9	9.0	9	0	0	0	0.0	0	0	0	L	31-34+
12/10	at Browns	P	0	0	0.0	0	0	0	0	0.0	0	0	0	L	27-31
12/17	Ravens	S	1	28	28.0	28	0	0	0	0.0	0	0	0	L	7-23
12/24	at Buccaneers	S	0	0	0.0	0	0	0	0	0.0	0	0	0	L	12-30
12/31	Panthers	S	1	7	7.0	7	0	0	0	0.0	0	0	0	W	26-0
01/07	at Titans	P	0	0	0.0	0	0	0	0	0.0	0	0	0	L	20-28
2023 TOTALS		17-8	13	155	11.9	42	0	0	0	0.0	0	0	0	9-8	

+ - Overtime





LUKE FORTNER | 79

POSITION: OFFENSIVE LINEMAN
HT: 6-4 | **WT:** 307 | **DOB:** 5-15-1998
COLLEGE: KENTUCKY
HOMETOWN: SYLVANIA, OHIO
ACQ: D3-'22
EXP: 3rd YEAR

 @lukefortner79
 @lfort79

KEY TRANSACTIONS

- Originally drafted by Jacksonville in the third round (65th overall) in the 2022 draft

PRO

2024 (Jaguars)

- 12/29 vs. TEN:** Saw action at center and on special teams
- 12/22 at L.V.:** Saw action on special teams
- 12/15 vs. NYJ:** Saw action on special teams
- 12/8 at TEN:** Saw action on special teams
- 12/1 vs. HOU:** Saw action on special teams
- 11/17 at DET:** Saw action at center and on special teams
- 11/10 vs. MIN:** Saw action on special teams
- 11/3 at PHI:** Saw action at center and on special teams
- 10/27 vs. G.B.:** Saw action on special teams
- 10/20 vs. N.E.:** Saw action at center and on special teams
- 10/13 at CHI:** Saw action on special teams
- 10/6 vs. IND:** Saw action on special teams
- 9/29 at HOU:** Saw action on special teams
- 9/23 at BUF:** Saw action on special teams
- 9/15 vs. CLE:** Saw action on special teams
- 9/8 at MIA:** Saw action on special teams

2023 (Jaguars)

- Started all 17 games this season... Only missed two offensive snaps this seasons
- 11/26 at HOU:** Started at center and played all 76 offensive snaps and five snaps on special teams
- 10/8 at BUF:** Started at center and played all 88 offensive snaps and three snaps on special teams
- 9/24 vs. HOU:** Started at center and played all 73 offensive snaps and one play on special teams

2022 (Jaguars)

- Started all 17 regular season games and both postseason games... He did not miss an offensive snap in all 19 games he appeared in
- 1/21 at K.C.:** Started at center and played all 61 offensive snaps and four special teams snaps
- 1/14 vs. LAC:** Started at center during his first playoff appearance and played all 74 offensive snaps and three special teams snaps
- 9/25 at LAC:** Started at center and played all 76 offensive snaps and six special teams snaps

COLLEGE

- Played in 55 career games with 36 consecutive starts
- Elected as a team captain in his sixth season and finished as a Campbell Trophy finalist
- In 2020, started in all 10 games he appeared in
- During his junior season in 2019, started 13 games at right guard
- In 2018 appeared in 11 of 13 games... Blocked for All-SEC and All-American running back, Benny Snell Jr., UK's all-time leading rusher and the first player in school history to rush for 1,000 yards in three straight seasons
- As a redshirt freshman in 2017, saw action in eight games

PERSONAL

- Graduated from Kentucky in December of 2019 with a degree in mechanical engineering ... Completed his master's degree requirements in aerospace engineering and officially graduated in May of 2022
- Uncle, Don Svec, played football at Youngstown St.
- Along with other UK engineering students and a team of Toyota Manufacturing engineers, Fortner worked for months to help design, test and manufacture a specially-built push cart vehicle through a project called "Lift Them Up"... The push cart vehicle provided a Kentucky Children's Hospital patient the chance to both accompany the Wildcats on the Cat Walk and attend a game at Kroger Field
- His favorite athlete growing up was Cleveland Browns offensive lineman Joe Thomas



LUKE FORTNER'S NFL REGULAR SEASON STATISTICS

DATE	TEAM	GP	GS
2022	Jaguars	17	17
2023	Jaguars	17	17
2024	Jaguars	16	0
NFL TOTALS		50	34

LUKE FORTNER'S NFL POSTSEASON STATISTICS

DATE	TEAM	GP	GS
2022	Jaguars	2	2
NFL TOTALS		2	2

2024 GAME-BY-GAME REGULAR-SEASON STATISTICS (JAGUARS)

DATE	OPPONENT	P/S	W/L	SCORE
09/08	at Dolphins	P	L	17-20
09/15	Browns	P	L	13-18
09/23	at Bills	P	L	10-47
09/29	at Texans	P	L	20-24
10/06	Colts	P	W	37-34
10/13	at Bears	P	L	16-35
10/20	Patriots	P	W	32-16
10/27	Packers	P	L	27-30
11/03	at Eagles	P	L	23-28
11/10	Vikings	P	L	7-12
11/17	at Lions	P	L	6-52
12/01	Texans	P	L	20-23
12/08	at Titans	P	W	10-6
12/15	Jets	P	L	25-32
12/22	at Raiders	P	L	14-19
12/29	Titans	P	W	20-13
2024 TOTALS		16-0	4-12	

2023 GAME-BY-GAME REGULAR-SEASON STATISTICS (JAGUARS)

DATE	OPPONENT	P/S	W/L	SCORE
09/10	at Colts	S	W	31-21
09/17	Chiefs	S	L	9-17
09/24	Texans	S	L	17-37
10/01	Falcons	S	W	23-7
10/08	at Bills	S	W	25-20
10/15	Colts	S	W	37-20
10/19	at Saints	S	W	31-24
10/29	at Steelers	S	W	20-10
11/12	49ers	S	L	3-34
11/19	Titans	S	W	34-14
11/26	at Texans	S	W	24-21
12/04	Bengals	S	L	31-34+
12/10	at Browns	S	L	27-31
12/17	Ravens	S	L	7-23
12/24	at Buccaneers	S	L	12-30
12/31	Panthers	S	W	26-0
01/07	at Titans	S	L	20-28
2023 TOTALS		17-17	9-8	



+ - Overtime





JAVON FOSTER | 62

POSITION: OFFENSIVE LINEMAN
HT: 6-5 | **WT:** 313 | **DOB:** 3-31-2000
COLLEGE: MISSOURI
HOMETOWN: DETROIT, MICH.
ACQ: D4-'24
EXP: R

 @ybvon
 @ybvon

KEY TRANSACTIONS

- Originally drafted by Jacksonville in the fourth round (114th overall) in the 2024 draft

PRO

2024 (Jaguars)

- 12/29 vs. TEN:** Saw action on special teams
- 12/22 at L.V.:** Inactive
- 12/15 vs. NYJ:** Inactive
- 12/8 at TEN:** Saw action on special teams
- 12/1 vs. HOU:** Inactive
- 11/17 at DET:** Inactive
- 11/10 vs. MIN:** Saw action on special teams
- 11/3 at PHI:** Inactive
- 10/27 vs. G.B.:** Inactive
- 10/20 vs. N.E.:** Inactive
- 10/13 at CHI:** Inactive
- 10/6 vs. IND:** Inactive
- 9/29 at HOU:** Inactive
- 9/23 at BUF:** Inactive
- 9/15 vs. CLE:** Inactive
- 9/8 at MIA:** Inactive

COLLEGE

- During the 2023 season, he was named Third-Team All-America (AP), 2023 First-Team All-SEC (AP and Coaches), and was a Joe Moore Award Semifinalist
- Appeared in 49 games with 38-straight starts

PERSONAL

- Attended West Bloomfield High School

JAVON FOSTER'S NFL REGULAR SEASON STATISTICS

DATE	TEAM	GP	GS
2024	Jaguars	3	0
NFL TOTALS		3	0



2024 GAME-BY-GAME REGULAR-SEASON STATISTICS (JAGUARS)

DATE	OPPONENT	P/S		W/L	SCORE
09/08	at Dolphins		ON INACTIVE LIST	L	17-20
09/15	Browns		ON INACTIVE LIST	L	13-18
09/23	at Bills		ON INACTIVE LIST	L	10-47
09/29	at Texans		ON INACTIVE LIST	L	20-24
10/06	Colts		ON INACTIVE LIST	W	37-34
10/13	at Bears		ON INACTIVE LIST	L	16-35
10/20	Patriots		ON INACTIVE LIST	W	32-16
10/27	Packers		ON INACTIVE LIST	L	27-30
11/03	at Eagles		ON INACTIVE LIST	L	23-28
11/10	Vikings	P		L	7-12
11/17	at Lions		ON INACTIVE LIST	L	6-52
12/01	Texans		ON INACTIVE LIST	L	20-23
12/08	at Titans	P		W	10-6
12/15	Jets		ON INACTIVE LIST	L	25-32
12/22	at Raiders		ON INACTIVE LIST	L	14-19
12/29	Titans	P		W	20-13
2024 TOTALS		3-0		4-12	

JAVON FOSTER'S COLLEGE STATISTICS

DATE	TEAM	GP	GS
2019	Missouri	2	0
2020	Missouri	9	2
2021	Missouri	13	13
2022	Missouri	12	12
2023	Missouri	13	13
TOTALS		49	40

COLLEGE 2023 GAME-BY-GAME STATISTICS (MISSOURI)

DATE	OPPONENT	P/S		W/L	SCORE
08/31	South Dakota	S		W	35-10
09/09	Middle Tenn.	S		W	23-19
09/16	Kansas St.	S		W	30-27
09/23	Memphis	S		W	34-27
09/30	at Vanderbilt	S		W	38-21
10/07	LSU	S		L	39-49
10/14	at Kentucky	S		W	38-21
10/21	South Carolina	S		W	34-12
11/04	at Georgia	S		L	21-30
11/11	Tennessee	S		W	36-7
11/18	Florida	S		W	33-31
11/24	at Arkansas	S		W	48-14
12/29	at Ohio St.	S		W	14-3
2023 TOTALS		13-13		11-2	





JOE GILES-HARRIS | 43

POSITION: LINEBACKER
HT: 6-2 | **WT:** 234 | **DOB:** 1-4-1997
COLLEGE: DUKE
HOMETOWN: NYACK, N.Y.
ACQ:
EXP: 5th YEAR

KEY TRANSACTIONS

- Originally signed by Jacksonville as an undrafted free agent on 4/28/19
- Signed to Jacksonville's practice squad on 9/4/19
- Signed with Jacksonville's active roster on 12/05/19
- Signed to Jacksonville's practice squad on 9/6/20
- Signed with Jacksonville's active roster on 11/21/20
- Signed a one-year contract with Buffalo on 5/16/21
- Signed to Buffalo's practice squad on 9/1/21
- Signed with Buffalo's active roster on 1/24/22
- Signed to Buffalo's practice squad on 8/31/22
- Released by Buffalo on 1/17/23
- Signed by New England as a free agent on 8/9/23
- Signed to New England's practice squad on 8/31/23
- Signed with New England's active roster on 1/9/23
- Signed to New England's practice squad on 9/2/24
- Released by New England on 12/2/24
- Signed to Cincinnati's practice squad on 12/17/24
- Signed by Jacksonville as a free agent on 12/24/24

PRO

2024 (Jaguars)

- **12/29 vs. TEN:** Saw action at linebacker and posted one tackle on special teams

2024 (Patriots, Bengals)

- Participated in three games for the Patriots before signing to the Bengals practice squad

2023 (Patriots)

- Spent the season on New England's practice squad

2022 (Bills)

- Saw action in one game for Buffalo

2021 (Bills)

- Saw action in two games for Buffalo

2020 (Jaguars)

- Saw action in nine games (three starts) for the Jaguars and recorded 18 tackles (eight solo), five quarterback hits, two tackles for loss and 1.0 sack

2019 (Jaguars)

- Saw action in five games for the Jaguars

COLLEGE

- Played collegiately at Duke from 2015-18
- During his senior season (2018), he was selected as First Team All-ACC
- In his junior season (2017), he received the Carmen Falcone MVP award as Duke's most outstanding player after recording 125 tackles (54 solo), 16 tackles for loss, 4.5 sacks, four passes defended, one interception and one forced fumble

PERSONAL

- Majored in Cultural Anthropology
- Son of Lynn Giles-Harris and John Harris
- His father played football at Southern Connecticut (1984-86) and older brother, William, played linebacker at Gannon University (2009-12)



JOE GILES-HARRIS' NFL REGULAR SEASON DEFENSIVE STATISTICS

DATE	TEAM	GP	TACKLES							INTERCEPTIONS							O. FUMB					ST				MISC	
			GS	TK	S	A	TFL	YDS	SK	YDS	QBH	NO	YDS	LG	TD	PD	FF	FR	TD	YDS	TK	S	A	FF	FR	S	A
2019	Jaguars	5	0	0	0	0	0	0	0.0	0.0	0	0	0	0	0	0	0	0	0	0	3	2	1	0	0	0	0
2020	Jaguars	9	3	18	8	10	2	8	1.0	7.0	5	0	0	0	0	0	0	0	0	0	2	2	0	0	0	0	
2021	Bills	2	0	0	0	0	0	0	0.0	0.0	0	0	0	0	0	0	0	0	0	0	2	1	1	0	0	0	
2022	Bills	1	0	0	0	0	0	0	0.0	0.0	0	0	0	0	0	0	0	0	0	0	1	1	0	0	0	0	
2023	Patriots	0	0	0	0	0	0	0	0.0	0.0	0	0	0	0	0	0	0	0	0	0	0	0	0	0	0	0	
2024	Patriots	3	0	2	1	1	0	0	0.0	0.0	1	0	0	0	0	0	0	0	0	0	1	1	0	0	0	0	
Went from New England to Jacksonville .																											
2024	Jaguars	1	0	0	0	0	0	0	0.0	0.0	0	0	0	0	0	0	0	0	0	0	1	0	1	0	0	0	
2024	TOTAL	4	0	2	1	1	0	0	0.0	0.0	1	0	0	0	0	0	0	0	0	0	2	1	1	0	0	0	
NFL TOTALS		21	3	20	9	11	2	8	1.0	7.0	6	0	0	0	0	0	0	0	0	0	10	7	3	0	0	0	

JOE GILES-HARRIS' NFL POSTSEASON DEFENSIVE STATISTICS

DATE	TEAM	GP	TACKLES							INTERCEPTIONS							O. FUMB					ST				MISC	
			GS	TK	S	A	TFL	YDS	SK	YDS	QBH	NO	YDS	LG	TD	PD	FF	FR	TD	YDS	TK	S	A	FF	FR	S	A
2021	Bills	0	0	0	0	0	0	0	0.0	0.0	0	0	0	0	0	0	0	0	0	0	0	0	0	0	0	0	
2022	Bills	0	0	0	0	0	0	0	0.0	0.0	0	0	0	0	0	0	0	0	0	0	0	0	0	0	0	0	
NFL TOTALS		0	0	0	0	0	0	0	0.0	0.0	0	0	0	0	0	0	0	0	0	0	0	0	0	0	0		

SINGLE-GAME HIGHS: DEFENSIVE

- Total Tackles** 5 vs. Tennessee Titans, Dec 13, 2020
5 at Minnesota Vikings, Dec 06, 2020
- Solo Tackles** 2 at Baltimore Ravens, Dec 20, 2020
2 vs. Tennessee Titans, Dec 13, 2020
...1 more at 2.
- Sacks** 1.0 vs. Tennessee Titans, Dec 13, 2020
- Tackles For Loss** 1 at Baltimore Ravens, Dec 20, 2020
1 vs. Tennessee Titans, Dec 13, 2020
- Special Teams Tackles** 2 at Tampa Bay Buccaneers, Dec 12, 2021
2 vs. Los Angeles Chargers, Dec 08, 2019

2024 GAME-BY-GAME REGULAR-SEASON STATISTICS (PATRIOTS/JAGUARS)

DATE	OPPONENT	P/S	TACKLES							INTERCEPTIONS							O. FUMB					ST				MISC		W/L	SCORE			
			TK	S	A	SK	YDS	TFL	YDS	QBH	NO	YDS	LG	TD	PD	FF	FR	TD	YDS	TK	S	A	FF	FR	S	A						
09/08	at Bengals		PRACTICE SQUAD																												W	16-10
09/15	Seahawks		PRACTICE SQUAD																												L	20-23+
09/19	at Jets	P	2	1	1	0.0	0.0	0	0	0	0	0	0	0	0	0	0	0	0	0	0	0	0	0	0	0	0	L	3-24			
09/29	at 49ers		PRACTICE SQUAD																												L	13-30
10/06	Dolphins		PRACTICE SQUAD																												L	10-15
10/13	Texans		PRACTICE SQUAD																												L	21-41
10/20	at Jaguars		PRACTICE SQUAD																												L	16-32
10/27	Jets		PRACTICE SQUAD																												W	25-22
11/03	at Titans		PRACTICE SQUAD																												L	17-20+
11/10	at Bears		PRACTICE SQUAD																												W	19-3
11/17	Rams		PRACTICE SQUAD																												L	22-28
11/24	at Dolphins		PRACTICE SQUAD																												L	15-34
12/01	Colts		PRACTICE SQUAD																												L	24-25
12/15	at Cardinals		PRACTICE SQUAD																												L	17-30
12/22	at Bills		PRACTICE SQUAD																												L	21-24
Went from Patriots to Jaguars .																																
12/29	Titans	P	0	0	0	0.0	0.0	0	0	0	0	0	0	0	0	0	0	0	0	0	1	0	1	0	0	0	0	0	0	W	20-13	
2024 TOTALS		2-0	2	1	1	0.0	0.0	0	0	0	0	0	0	0	0	0	0	0	0	0	1	0	1	0	0	0	0	0	4-12			

+ - Overtime



2023 GAME-BY-GAME REGULAR-SEASON STATISTICS (PATRIOTS)

DATE	OPPONENT	P/S	TACKLES					INTERCEPTIONS					O. FUMB				ST				MISC		W/L	SCORE											
			TK	S	A	SK	YDS	TFL	YDS	QBH	NO	YDS	LG	TD	PD	FF	FR	TD	YDS	TK	S	A			FF	FR	S	A							
09/10	Eagles																								L	20-25									
09/17	Dolphins																								L	17-24									
09/24	at Jets																								W	15-10									
10/01	at Cowboys																								L	3-38									
10/08	Saints																								L	0-34									
10/15	at Raiders																								L	17-21									
10/22	Bills																								W	29-25									
10/29	at Dolphins																								L	17-31									
11/05	Commanders																								L	17-20									
11/12	Colts																								L	6-10									
11/26	at Giants																								L	7-10									
12/03	Chargers																								L	0-6									
12/07	at Steelers																								W	21-18									
12/17	Chiefs																								L	17-27									
12/24	at Broncos																								W	26-23									
12/31	at Bills																								L	21-27									
01/07	Jets																								L	3-17									
2023 TOTALS			0	0	0	0.0	0.0	0	0	0	0	0	0	0	0	0	0	0	0	0	0	0	0	0	0	0	0	0	0	0	0	0	0	0	4-13

2022 GAME-BY-GAME REGULAR-SEASON STATISTICS (BILLS)

DATE	OPPONENT	P/S	TACKLES					INTERCEPTIONS					O. FUMB				ST				MISC		W/L	SCORE										
			TK	S	A	SK	YDS	TFL	YDS	QBH	NO	YDS	LG	TD	PD	FF	FR	TD	YDS	TK	S	A			FF	FR	S	A						
09/08	at Rams																									W	31-10							
09/19	Titans																									W	41-7							
09/25	at Dolphins																								L	19-21								
10/02	at Ravens																								W	23-20								
10/09	Steelers																								W	38-3								
10/16	at Chiefs																								W	24-20								
10/30	Packers																								W	27-17								
11/06	at Jets																								L	17-20								
11/13	Vikings																								L	30-33+								
11/20	Browns																								W	31-23								
11/24	at Lions																								W	28-25								
12/01	at Patriots																								W	24-10								
12/11	Jets																								W	20-12								
12/17	Dolphins																								W	32-29								
12/24	at Bears																								W	35-13								
01/08	Patriots																								W	35-23								
2022 TOTALS			0	0	0	0.0	0.0	0	0	0	0	0	0	0	0	0	0	0	0	0	0	0	0	0	0	0	0	0	0	0	0	0	0	13-3

+ - Overtime

2021 GAME-BY-GAME REGULAR-SEASON STATISTICS (BILLS)

DATE	OPPONENT	P/S	TACKLES					INTERCEPTIONS					O. FUMB				ST				MISC		W/L	SCORE			
			TK	S	A	SK	YDS	TFL	YDS	QBH	NO	YDS	LG	TD	PD	FF	FR	TD	YDS	TK	S	A			FF	FR	S
09/12	Steelers																									L	16-23
09/19	at Dolphins																									W	35-0
09/26	Football Team																									W	43-21
10/03	Texans																									W	40-0
10/10	at Chiefs																									W	38-20
10/18	at Titans																								L	31-34	
10/31	Dolphins																								W	26-11	
11/07	at Jaguars																								L	6-9	
11/14	at Jets																								W	45-17	
11/21	Colts																								L	15-41	
11/25	at Saints																								W	31-6	
12/06	Patriots	P	0	0	0	0.0	0.0	0	0	0	0	0	0	0	0	0	0	0	0	0	0	0	0	0	0	L	10-14
12/12	at Buccaneers	P	0	0	0	0.0	0.0	0	0	0	0	0	0	0	0	0	0	0	2	1	1	0	0	0	0	L	27-33+
12/19	Panthers																									W	31-14
12/26	at Patriots																								W	33-21	
01/02	Falcons																								W	29-15	
01/09	Jets																								W	27-10	
2021 TOTALS		2-0	0	0	0	0.0	0.0	0	0	0	0	0	0	0	0	0	0	0	2	1	1	0	0	0	0	11-6	

+ - Overtime



2020 GAME-BY-GAME REGULAR-SEASON STATISTICS (JAGUARS)

DATE	OPPONENT	P/S	TACKLES							INTERCEPTIONS					O. FUMB				ST				MISC		W/L	SCORE	
			TK	S	A	SK	YDS	TFL	YDS	QBH	NO	YDS	LG	TD	PD	FF	FR	TD	YDS	TK	S	A	FF	FR			S
09/13	Colts																									W	27-20
09/20	at Titans																									L	30-33
09/24	Dolphins																									L	13-31
10/04	at Bengals																									L	25-33
10/11	at Texans																									L	14-30
10/18	Lions																									L	16-34
10/25	at Chargers																									L	29-39
11/08	Texans																									L	25-27
11/15	at Packers																									L	20-24
11/22	Steelers																									L	3-27
11/29	Browns	P	2	1	1	0.0	0.0	0	0	0	0	0	0	0	0	0	0	0	0	0	0	0	0	0	0	L	25-27
12/06	at Vikings	S	5	2	3	0.0	0.0	0	0	4	0	0	0	0	0	0	0	0	0	0	0	0	0	0	0	L	24-27+
12/13	Titans																									L	10-31
12/20	at Ravens																									L	14-40
12/27	Bears	S	1	0	1	0.0	0.0	0	0	0	0	0	0	0	0	0	0	0	0	0	0	0	0	0	L	17-41	
01/03	at Colts	P	3	1	2	0.0	0.0	0	0	0	0	0	0	0	0	0	0	0	1	1	0	0	0	0	L	14-28	
2020 TOTALS		4-2	11	4	7	0.0	0.0	0	0	4	0	0	0	0	0	0	0	0	1	1	0	0	0	0	0	1-15	

+ - Overtime

2019 GAME-BY-GAME REGULAR-SEASON STATISTICS (JAGUARS)

DATE	OPPONENT	P/S	TACKLES							INTERCEPTIONS					O. FUMB				ST				MISC		W/L	SCORE	
			TK	S	A	SK	YDS	TFL	YDS	QBH	NO	YDS	LG	TD	PD	FF	FR	TD	YDS	TK	S	A	FF	FR			S
09/08	Chiefs																									L	26-40
09/15	at Texans																									L	12-13
09/19	Titans																									W	20-7
09/29	at Broncos																									W	26-24
10/06	at Panthers																									L	27-34
10/13	Saints																									L	6-13
10/20	at Bengals																									W	27-17
10/27	Jets	P	0	0	0	0.0	0.0	0	0	0	0	0	0	0	0	0	0	0	0	0	0	0	0	0	0	W	29-15
11/03	Texans																									L	3-26
11/17	at Colts																									L	13-33
11/24	at Titans																									L	20-42
12/01	Buccaneers																									L	11-28
12/08	Chargers	P	0	0	0	0.0	0.0	0	0	0	0	0	0	0	0	0	0	0	2	1	1	0	0	0	0	L	10-45
12/15	at Raiders	P	0	0	0	0.0	0.0	0	0	0	0	0	0	0	0	0	0	0	0	0	0	0	0	0	0	W	20-16
12/22	at Falcons	P	0	0	0	0.0	0.0	0	0	0	0	0	0	0	0	0	0	0	0	0	0	0	0	0	0	L	12-24
12/29	Colts	P	0	0	0	0.0	0.0	0	0	0	0	0	0	0	0	0	0	0	1	1	0	0	0	0	0	W	38-20
2019 TOTALS		5-0	0	0	0	0.0	0.0	0	0	0	0	0	0	0	0	0	0	0	3	2	1	0	0	0	0	6-10	





DAVON HAMILTON | 52

POSITION: DEFENSIVE TACKLE

HT: 6-4 | WT: 335 | DOB: 2-1-1997

COLLEGE: OHIO STATE

HOMETOWN: PICKERINGTON, OHIO

ACQ: D3-'20

EXP: 5th YEAR

 @dmhamilton53

 @davonhamilton53

KEY TRANSACTIONS

- Originally selected by Jacksonville in the third round (73rd overall) of the 2020 draft

PRO

2024 (Jaguars)

- **12/29 vs. TEN:** Started at defensive tackle and recorded one tackle
- **12/22 at L.V.:** Recorded five tackles (three solo)
- **12/15 vs. NYJ:** Recorded three solo tackles and one quarterback hit
- **12/8 at TEN:** Registered five tackles (two solo) and one tackle for loss
- **12/1 vs. HOU:** Recorded five tackles (three solo) and one tackle for loss
- **11/17 at DET:** Recorded three tackles (two solo)
- **11/10 vs. MIN:** Posted seven tackles (four solo)
- **11/3 at PHI:** Recorded four tackles (one solo)
- **10/27 vs. G.B.:** Recorded seven tackles (three solo)
- **10/20 vs. N.E.:** Started at nose tackle and recorded five tackles (one solo) and one tackle for loss
- **10/13 at CHI:** Started at nose tackle and recorded two solo tackles and one tackle for loss
- **10/6 vs. IND:** Started at defensive tackle and registered two tackles (one solo)
- **9/29 at HOU:** Saw action on defense and recorded two tackles (one solo)
- **9/23 at BUF:** Saw action on defense and special teams
- **9/15 vs. CLE:** Recorded two tackles and one quarterback hit
- **9/8 at MIA:** Started at defensive tackle and recorded one solo tackle and one tackle for loss

2023 (Jaguars)

- Saw action in eight games (two starts) after opening the season on injured reserve... Recorded 12 tackles (seven solo), including one for loss
- **1/7 at TEN:** Recorded a season-high four total tackles (three solo) and saw action on special teams
- **12/24 at T.B.:** Posted three solo tackles and one tackle for loss

2022 (Jaguars)

- Saw action in all 17 regular season games with 14 starts and started both postseason games... In the regular season he posted 56 tackles (27 solo), five tackles for loss, 2.5 sacks and one pass defended... In the postseason he posted eight tackles (three solo), two passes defended, one tackle for loss, and one quarterback hit
- **1/21 at K.C.:** Started at defensive tackle and posted five tackles (three solo), including one tackle for loss, one QB hit, and one pass defended
- **12/22 at NYJ:** Started at defensive tackle and recorded four tackles (two solo) and 1.0 sack
- **11/27 vs. BAL:** Saw action on defense and on special teams and recorded three tackles (one solo) including one tackle for loss, 1.0 sack, one forced fumble, and one fumble recovery

2021 (Jaguars)

- Finished the season with 46 total tackles (26 solo) including two tackles for loss and two passes defended in 16 games (eight starts)
- **12/19 vs. HOU:** Started at defensive tackle and recorded three solo tackles, including one tackle for loss, and one pass defended
- **10/10 vs. TEN:** Started at defensive tackle and tied for a team-high seven total tackles (five solo) and one pass defended

2020 (Jaguars)

- Saw action in 11 games during his rookie campaign, starting five, and totaled 30 tackles (14 solo), 1.0 sack, one fumble recovery, one pass defended and one tackle for loss... Placed on injured reserve on Dec. 5 with a knee injury
- **10/25 at LAC:** Started at defensive end and posted a career-high eight tackles, including one tackle for loss, and two quarterback hits
- **10/4 at CIN:** Saw action at defensive tackle and collected a career-high five tackles

COLLEGE

- Played in 54 games with 17 starts during four seasons at Ohio State, accumulating 21 tackles for loss and 7.0 sacks
- Competed at the 2020 Senior Bowl
- Posted 33 reps on the bench press at the 2020 Combine, the most of any defensive lineman



PERSONAL

- In July 2024, participated on a mission trip to Zimbabwe
- Named First-Team Associated Press All-State in 2014 after a 67-tackle, 13-tackle-for-loss season while helping Pickerington to an 11-1 record and into the second round of the state playoffs
- Named the Ohio Capital Conference's Ohio Division Player of the Year and Division I Central District Player of the Year as a senior
- Son of Sabrina and Damian Hamilton
- He and his wife Julia have one child, Ace
- Younger brother, Ty, is a senior at Ohio State
- Has two dogs- Charlie and Woods

DAVON HAMILTON'S NFL REGULAR SEASON DEFENSIVE STATISTICS

DATE	TEAM	GP	GS	TACKLES							INTERCEPTIONS					O. FUMB				ST				MISC			
				TK	S	A	TFL	YDS	SK	YDS	QBH	NO	YDS	LG	TD	PD	FF	FR	TD	YDS	TK	S	A	FF	FR	S	A
2020	Jaguars	11	6	30	14	16	2	11	1.0	10.0	5	0	0	0	0	1	0	1	0	0	0	0	0	0	0	0	0
2021	Jaguars	16	8	46	26	20	2	13	1.0	12.0	2	0	0	0	0	2	0	1	0	0	0	0	0	0	0	0	
2022	Jaguars	17	14	56	27	29	5	10	2.5	7.0	6	0	0	0	1	1	1	0	0	0	0	0	0	0	0	0	
2023	Jaguars	8	2	12	7	5	1	4	0.0	0.0	0	0	0	0	0	0	0	0	0	0	0	0	0	0	0	0	
2024	Jaguars	16	13	54	29	25	5	11	0.0	0.0	2	0	0	0	0	0	0	0	0	0	0	0	0	0	0	0	
NFL TOTALS		68	43	198	103	95	15	49	4.5	29.0	15	0	0	0	0	4	1	3	0	0	0	0	0	0	0	0	

DAVON HAMILTON'S NFL POSTSEASON DEFENSIVE STATISTICS

DATE	TEAM	GP	GS	TACKLES							INTERCEPTIONS					O. FUMB				ST				MISC		
				TK	S	A	TFL	YDS	SK	YDS	QBH	NO	YDS	LG	TD	PD	FF	FR	TD	YDS	TK	S	A	FF	FR	S
2022	Jaguars	2	2	8	3	5	1	3	0.0	0.0	1	0	0	0	0	2	0	0	0	0	0	0	0	0	0	0
NFL TOTALS		2	2	8	3	5	1	3	0.0	0.0	1	0	0	0	0	2	0	0	0	0	0	0	0	0	0	0

SINGLE-GAME HIGHS: DEFENSIVE

- | | | | |
|------------------------|---|--------------------------|--|
| Total Tackles | 8 at Los Angeles Chargers, Oct 25, 2020
7 vs. Minnesota Vikings, Nov 10, 2024
...3 more at 7. | Forced Fumbles | 1 vs. Baltimore Ravens, Nov 27, 2022 |
| Solo Tackles | 4 vs. Minnesota Vikings, Nov 10, 2024
4 at New England Patriots, Jan 02, 2022
...3 more at 4. | Fumble Recoveries | 1 vs. Indianapolis Colts, Jan 09, 2022
1 vs. Houston Texans, Nov 08, 2020 |
| Sacks | 1.0 at New York Jets, Dec 22, 2022
1.0 vs. Baltimore Ravens, Nov 27, 2022
...2 more at 1.0. | Tackles For Loss | 1 vs. Houston Texans, Dec 01, 2024
1 vs. New England Patriots, Oct 20, 2024
...12 more at 1. |
| Passes Defensed | 1 vs. Dallas Cowboys, Dec 18, 2022
1 vs. Houston Texans, Dec 19, 2021
...2 more at 1. | | |

SINGLE-GAME HIGHS - POSTSEASON: DEFENSIVE

- | | | | |
|----------------------|---|-------------------------|--|
| Total Tackles | 5 at Kansas City Chiefs, Jan 21, 2023
3 vs. Los Angeles Chargers, Jan 14, 2023 | Passes Defensed | 1 vs. Los Angeles Chargers, Jan 14, 2023 |
| Solo Tackles | 3 at Kansas City Chiefs, Jan 21, 2023 | Tackles For Loss | 1 at Kansas City Chiefs, Jan 21, 2023 |

2024 GAME-BY-GAME REGULAR-SEASON STATISTICS (JAGUARS)

DATE	OPPONENT	P/S	TACKLES							INTERCEPTIONS					O. FUMB				ST				MISC				
			TK	S	A	SK	YDS	TFL	YDS	QBH	NO	YDS	LG	TD	PD	FF	FR	TD	YDS	TK	S	A	FF	FR	S	A	W/L
09/08	at Dolphins	S	1	1	0	0.0	0.0	1	1	0	0	0	0	0	0	0	0	0	0	0	0	0	0	0	0	L	17-20
09/15	Browns	P	2	2	0	0.0	0.0	0	0	1	0	0	0	0	0	0	0	0	0	0	0	0	0	0	0	L	13-18
09/23	at Bills	P	0	0	0	0.0	0.0	0	0	0	0	0	0	0	0	0	0	0	0	0	0	0	0	0	0	L	10-47
09/29	at Texans	P	2	1	1	0.0	0.0	0	0	0	0	0	0	0	0	0	0	0	0	0	0	0	0	0	0	L	20-24
10/06	Colts	S	2	1	1	0.0	0.0	0	0	0	0	0	0	0	0	0	0	0	0	0	0	0	0	0	0	W	37-34
10/13	at Bears	S	2	2	0	0.0	0.0	1	2	0	0	0	0	0	0	0	0	0	0	0	0	0	0	0	0	L	16-35
10/20	Patriots	S	5	1	4	0.0	0.0	1	4	0	0	0	0	0	0	0	0	0	0	0	0	0	0	0	0	W	32-16
10/27	Packers	S	7	3	4	0.0	0.0	0	0	0	0	0	0	0	0	0	0	0	0	0	0	0	0	0	0	L	27-30
11/03	at Eagles	S	4	1	3	0.0	0.0	0	0	0	0	0	0	0	0	0	0	0	0	0	0	0	0	0	0	L	23-28
11/10	Vikings	S	7	4	3	0.0	0.0	0	0	0	0	0	0	0	0	0	0	0	0	0	0	0	0	0	0	L	7-12
11/17	at Lions	S	3	2	1	0.0	0.0	0	0	0	0	0	0	0	0	0	0	0	0	0	0	0	0	0	0	L	6-52
12/01	Texans	S	5	3	2	0.0	0.0	1	2	0	0	0	0	0	0	0	0	0	0	0	0	0	0	0	0	L	20-23
12/08	at Titans	S	5	2	3	0.0	0.0	1	2	0	0	0	0	0	0	0	0	0	0	0	0	0	0	0	0	W	10-6
12/15	Jets	S	3	3	0	0.0	0.0	0	0	1	0	0	0	0	0	0	0	0	0	0	0	0	0	0	0	L	25-32
12/22	at Raiders	S	5	3	2	0.0	0.0	0	0	0	0	0	0	0	0	0	0	0	0	0	0	0	0	0	0	L	14-19
12/29	Titans	S	1	0	1	0.0	0.0	0	0	0	0	0	0	0	0	0	0	0	0	0	0	0	0	0	0	W	20-13
2024 TOTALS		16-13	54	29	25	0.0	0.0	5	11	2	0	0	0	0	0	0	0	0	0	0	0	0	0	0	0	4-12	



2023 GAME-BY-GAME REGULAR-SEASON STATISTICS (JAGUARS)

DATE	OPPONENT	P/S	TACKLES					INTERCEPTIONS					O. FUMB				ST				MISC		SCORE					
			TK	S	A	SK	YDS	TFL	YDS	QBH	NO	YDS	LG	TD	PD	FF	FR	TD	YDS	TK	S	A		FF	FR	S	A	W/L
09/10	at Colts																									W	31-21	
09/17	Chiefs																									L	9-17	
09/24	Texans																									L	17-37	
10/01	Falcons																									W	23-7	
10/08	at Bills																									W	25-20	
10/15	Colts																									W	37-20	
10/19	at Saints																									W	31-24	
10/29	at Steelers	P	0	0	0	0.0	0.0	0	0	0	0	0	0	0	0	0	0	0	0	0	0	0	0	0	0	0	W	20-10
11/12	49ers	P	1	0	1	0.0	0.0	0	0	0	0	0	0	0	0	0	0	0	0	0	0	0	0	0	0	0	L	3-34
11/19	Titans																									W	34-14	
11/26	at Texans																									W	24-21	
12/04	Bengals	P	1	0	1	0.0	0.0	0	0	0	0	0	0	0	0	0	0	0	0	0	0	0	0	0	0	L	31-34+	
12/10	at Browns	S	0	0	0	0.0	0.0	0	0	0	0	0	0	0	0	0	0	0	0	0	0	0	0	0	0	L	27-31	
12/17	Ravens	S	3	1	2	0.0	0.0	0	0	0	0	0	0	0	0	0	0	0	0	0	0	0	0	0	0	L	7-23	
12/24	at Buccaneers	P	3	3	0	0.0	0.0	1	4	0	0	0	0	0	0	0	0	0	0	0	0	0	0	0	0	L	12-30	
12/31	Panthers	P	0	0	0	0.0	0.0	0	0	0	0	0	0	0	0	0	0	0	0	0	0	0	0	0	0	W	26-0	
01/07	at Titans	P	4	3	1	0.0	0.0	0	0	0	0	0	0	0	0	0	0	0	0	0	0	0	0	0	0	L	20-28	
2023 TOTALS		8-2	12	7	5	0.0	0.0	1	4	0	0	0	0	0	0	0	0	0	0	0	0	0	0	0	0	9-8		

+ - Overtime





BLAKE HANCE | 73

POSITION: OFFENSIVE LINEMAN
HT: 6-5 | **WT:** 310 | **DOB:** 1-11-1996
COLLEGE: NORTHWESTERN
HOMETOWN: JACKSONVILLE, ILL.
ACQ: FA-'23
EXP: 6th YEAR

 [blake_hance](#)

KEY TRANSACTIONS

- Originally signed by Buffalo as a rookie free agent on 5/9/19
- Signed by Washington on 6/3/19
- Signed to Jacksonville's practice squad on 9/2/19
- Signed by the New York Jets on 9/23/20
- Signed by Cleveland on 1/2/21
- Re-signed by Cleveland on 4/13/22
- Claimed off waivers by San Francisco on 8/31/22
- Claimed off waivers by Jacksonville on 11/1/22
- Signed by Jacksonville 8/31/23
- Signed to Jacksonville's practice squad on 8/29/24

PRO

2024 (Jaguars)

- **12/29 vs. TEN:** Saw action at right guard and on special teams
- **12/22 at L.V.:** Saw action on offense and on special teams
- **12/15 vs. NYJ:** Saw action on offense and on special teams
- **12/8 at TEN:** Saw action on special teams
- **12/1 vs. HOU:** Saw action on special teams
- **11/17 at DET:** Saw action at left guard and on special teams
- **11/10 vs. MIN:** Started at left guard and played all 44 offensive snaps
- **11/3 at PHI:** Saw action at left guard and on special teams

2023 (Jaguars)

- Saw action in 17 games with one start
- **12/17 vs. BAL:** Started on the offensive line and saw action on special teams
- **10/15 vs. IND:** Replaced Brandon Scherff on the offensive line... Saw action on special teams
- **10/8 at BUF:** Replaced Cam Robinson on the offensive line... Saw action on special teams

2022 (Jaguars)

- After joining the Jaguars roster in Week 8, he saw action in the remaining nine games and both postseason games
- **1/1 at HOU:** Saw action on offense and special teams
- **12/22 at NYJ:** Replaced OL Brandon Scherff after he briefly left the game with an ankle injury and saw action on special teams
- **12/4 at DET:** Saw action at guard and on special teams

2022 (49ers)

- Played in seven games

2021 (Browns)

- Played in 17 games with eight starts

2020 (Jets)

- Spent the season on the Jets' practice squad

2019 (Commanders & Jaguars)

- Spent the season on the Commanders and Jaguars' practice squad

COLLEGE

- Appeared in 51 games with 46 starts in four years at Northwestern
- Started all 13 games in 2017, four at left guard and nine at left tackle
- Started 8 games as a freshman in 2015 and was named to the Big Ten All-Freshman Team



PERSONAL

- Attended Jacksonville High School in Illinois where he earned four varsity letters as a tight end, defensive end, and long snapper
- Recorded 113 catches for 1,459 yards and seven touchdowns as well as 104 tackles and 9.0 sacks
- Also played four years of varsity basketball, earning the team's offensive MVP honor and was a two-year starting pitcher in varsity baseball
- Earned an undergraduate degree in economics and a master's degree in management studies

BLAKE HANCE'S NFL REGULAR SEASON STATISTICS

DATE	TEAM	GP	GS
2019	Redskins	0	0
2020	Jets	0	0
2021	Browns	17	8
2022	49ers	7	0
Went from San Francisco to Jacksonville .			
2022	Jaguars	9	0
2022	TOTAL	16	0
2023	Jaguars	17	1
2024	Jaguars	8	1
NFL TOTALS		58	10

BLAKE HANCE'S NFL POSTSEASON STATISTICS

DATE	TEAM	GP	GS
2020	Browns	2	0
2022	Jaguars	2	0
NFL TOTALS		4	0

2024 GAME-BY-GAME REGULAR-SEASON STATISTICS (JAGUARS)

DATE	OPPONENT	P/S		W/L	SCORE
09/08	at Dolphins		PRACTICE SQUAD	L	17-20
09/15	Browns		PRACTICE SQUAD	L	13-18
09/23	at Bills		PRACTICE SQUAD	L	10-47
09/29	at Texans		PRACTICE SQUAD	L	20-24
10/06	Colts		PRACTICE SQUAD	W	37-34
10/13	at Bears		PRACTICE SQUAD	L	16-35
10/20	Patriots		PRACTICE SQUAD	W	32-16
10/27	Packers		PRACTICE SQUAD	L	27-30
11/03	at Eagles	P		L	23-28
11/10	Vikings	S		L	7-12
11/17	at Lions	P		L	6-52
12/01	Texans	P		L	20-23
12/08	at Titans	P		W	10-6
12/15	Jets	P		L	25-32
12/22	at Raiders	P		L	14-19
12/29	Titans	P		W	20-13
2024 TOTALS		8-1		4-12	

2023 GAME-BY-GAME REGULAR-SEASON STATISTICS (JAGUARS)

DATE	OPPONENT	P/S		W/L	SCORE
09/10	at Colts	P		W	31-21
09/17	Chiefs	P		L	9-17
09/24	Texans	P		L	17-37
10/01	Falcons	P		W	23-7
10/08	at Bills	P		W	25-20
10/15	Colts	P		W	37-20
10/19	at Saints	P		W	31-24
10/29	at Steelers	P		W	20-10
11/12	49ers	P		L	3-34
11/19	Titans	P		W	34-14
11/26	at Texans	P		W	24-21
12/04	Bengals	P		L	31-34+
12/10	at Browns	P		L	27-31
12/17	Ravens	S		L	7-23
12/24	at Buccaneers	P		L	12-30
12/31	Panthers	P		W	26-0
01/07	at Titans	P		L	20-28
2023 TOTALS		17-1		9-8	

+ - Overtime





ANTON HARRISON | 77

POSITION: OFFENSIVE LINEMAN
HT: 6-4 | **WT:** 315 | **DOB:** 2-2-2002
COLLEGE: OKLAHOMA
HOMETOWN: WASHINGTON, D.C.
ACQ: D1-'23
EXP: 2nd YEAR

Ayee_Tonn
 ayeetonn

KEY TRANSACTIONS

- Originally drafted by Jacksonville in the first round (27th overall) of the 2023 Draft

PRO

2024 (Jaguars)

- 12/29 vs. TEN:** Started at right tackle and played all 58 offensive snaps
- 12/22 at L.V.:** Started at right tackle and played 66-of-67 offensive snaps
- 12/15 vs. NYJ:** Started at right tackle and played all 84 offensive snaps
- 12/8 at TEN:** Inactive
- 12/1 vs. HOU:** Started at right tackle and played all 70 offensive snaps
- 11/17 at DET:** Started at right tackle and played all 48 offensive snaps
- 11/10 vs. MIN:** Started at right tackle and played all 44 offensive snaps
- 11/3 at PHI:** Started at right tackle and played 51-of-54 offensive snaps
- 10/27 vs. G.B.:** Started at right tackle and played all 57 offensive snaps
- 10/20 vs. N.E.:** Started at right tackle and played all 61 offensive snaps
- 10/13 at CHI:** Started at right tackle and played 59 offensive snaps before exiting due to injury
- 10/6 vs. IND:** Started at right tackle and played all 58 offensive snaps
- 9/29 at HOU:** Started at right tackle and played all 58 offensive snaps
- 9/23 at BUF:** Started at right guard and played 47 offensive snaps before exiting due to injury
- 9/15 vs. CLE:** Started at right tackle and played all 60 offensive snaps
- 9/8 at MIA:** Started at right tackle and played all 53 offensive snaps

2023 (Jaguars)

- Started all 17 games at right tackle
- 12/10 at CLE:** Started at right tackle and played all 76 offensive snaps and three snaps on special teams
- 11/26 at HOU:** Started at right tackle and played all 76 offensive snaps and five snaps on special teams
- 10/8 at BUF:** Started at right tackle and played all 88 offensive snaps and three snaps on special teams

COLLEGE

- Played in 34 career games and made 24 starts in three seasons
- Started 23 games at left tackle and one game at right tackle
- Named to the All-Big 12 First Team by the league's coaches and AP in 2022
- In 2022, allowed just one sack and no QB hits in 447 pass-blocking plays

PERSONAL

- Was the No. 3 recruit in the Washington, D.C., area by Rivals, No. 4 by ESPN and No. 5 by 247Sports coming out of high school
- Was a dual athlete at Archbishop Carroll Catholic High School and was offered to play both basketball and football at the University of Maryland before deciding to commit to the University of Oklahoma
- Son of Andre Harrison and Crystal Wiley... Has two brothers Donte Harrison and Mehki Moore
- Majored in human relations
- Passionate about his controversial food takes stating that pineapples do not go on pizza and sugar belongs on spaghetti

ANTON HARRISON'S NFL REGULAR SEASON STATISTICS

DATE	TEAM	GP	GS
2023	Jaguars	17	17
2024	Jaguars	15	15
NFL TOTALS		32	32



2024 GAME-BY-GAME REGULAR-SEASON STATISTICS (JAGUARS)

DATE	OPPONENT	P/S		W/L	SCORE
09/08	at Dolphins	S		L	17-20
09/15	Browns	S		L	13-18
09/23	at Bills	S		L	10-47
09/29	at Texans	S		L	20-24
10/06	Colts	S		W	37-34
10/13	at Bears	S		L	16-35
10/20	Patriots	S		W	32-16
10/27	Packers	S		L	27-30
11/03	at Eagles	S		L	23-28
11/10	Vikings	S		L	7-12
11/17	at Lions	S		L	6-52
12/01	Texans	S		L	20-23
12/08	at Titans		ON INACTIVE LIST	W	10-6
12/15	Jets	S		L	25-32
12/22	at Raiders	S		L	14-19
12/29	Titans	S		W	20-13
2024 TOTALS		15-15			4-12

2023 GAME-BY-GAME REGULAR-SEASON STATISTICS (JAGUARS)

DATE	OPPONENT	P/S		W/L	SCORE
09/10	at Colts	S		W	31-21
09/17	Chiefs	S		L	9-17
09/24	Texans	S		L	17-37
10/01	Falcons	S		W	23-7
10/08	at Bills	S		W	25-20
10/15	Colts	S		W	37-20
10/19	at Saints	S		W	31-24
10/29	at Steelers	S		W	20-10
11/12	49ers	S		L	3-34
11/19	Titans	S		W	34-14
11/26	at Texans	S		W	24-21
12/04	Bengals	S		L	31-34+
12/10	at Browns	S		L	27-31
12/17	Ravens	S		L	7-23
12/24	at Buccaneers	S		L	12-30
12/31	Panthers	S		W	26-0
01/07	at Titans	S		L	20-28
2023 TOTALS		17-17			9-8

+ - Overtime





JOSH HINES-ALLEN | 41

POSITION: DEFENSIVE END
HT: 6-5 | **WT:** 255 | **DOB:** 7-13-1997
COLLEGE: KENTUCKY
HOMETOWN: MONTCLAIR, N.J.
ACQ: D1-'19
EXP: 6th YEAR

 @JoshHinesAllen
 joshallen_41



KEY TRANSACTIONS

- Originally drafted by Jacksonville in the first round (7th overall) in the 2019 draft
- Resigned with Jacksonville on 4/10/24

PRO

- Hines-Allen's 53.0 career sacks rank second in franchise history, only 2.0 sacks behind Tony Bracken's franchise-most 55.0 sacks
- Hines-Allen's six seasons with 10-or-more quarterback hits are the most in franchise history... His 122 career quarterback hits are the most in franchise history
- He is one of four players (DE Myles Garrett, DE Trey Hendrickson and LB T.J. Watt) since 2022 to have posted 32.5 sacks and seven forced fumbles
- Hines-Allen's 11 games with two-or-more sacks are the most in franchise history and are tied for fifth-most in the AFC since he entered the league in 2019
- Hines-Allen's four-consecutive seasons with at least 7.0 sacks tie DE Yannick Ngakoue for the longest streak of seasons with 7.0 or more sacks in franchise history

2024 (Jaguars)

- Was named a captain for the 2024 season
- **12/29 vs. TEN:** Recorded six tackles (three solo), two tackles for loss, two quarterback hits and 1.0 sack... Logged his fourth-consecutive season with 10 or more tackles for loss, the longest such streak in franchise history
- **12/22 at L.V.:** Recorded two tackles and two quarterback hits
- **12/15 vs. NYJ:** Recorded two tackles (one solo)
- **12/8 at TEN:** Amassed two solo tackles, two tackles for loss, one forced fumble, one quarterback hit and 1.0 sack... Registered his fifth-consecutive game with at least a half-sack against Tennessee... His 32-game streak of one or more quarterback pressures was the second-most in franchise history, only behind himself (34 from Week 1 of 2019 to Week 11 of 2021)
- **12/1 vs. HOU:** Recorded four tackles (three solo), one tackle for loss, one quarterback hit and 1.0 sack... In 11 games against the Texans, Hines-Allen has registered 19 quarterback hits and 6.0 sacks
- **11/17 at DET:** Registered three solo tackles, one tackle for loss and one quarterback hit
- **11/10 vs. MIN:** Recorded one tackle... Notched a season-high eight quarterback pressures per TruMedia
- **11/3 at PHI:** Posted four solo tackles, two tackles for loss, two quarterback hits and 2.0 sacks... Achieved 50.0 career sacks
- **10/27 vs. G.B.:** Registered four tackles (one solo), one quarterback hit and 0.5 sack
- **10/20 vs. N.E.:** Started at defensive end and recorded two tackles (one solo)
- **10/13 at CHI:** Recorded two quarterback hits, one tackle and 0.5 sacks... Posted four quarterback pressures, per TruMedia
- **10/6 vs. IND:** Amassed three solo tackles, one tackle for loss, one quarterback hit, 1.0 sack and one fumble recovery
- **9/29 at HOU:** Registered three tackles (two solo) and two quarterback hits... Totaled six quarterback pressures, per TruMedia
- **9/23 at BUF:** Started at defensive end and registered three tackles (one solo)
- **9/15 vs. CLE:** Recorded four total tackles (three solo), four quarterback hits, one tackle for loss and 1.0 sack for a loss of five yards... Totaled five quarterback pressures per TruMedia
- **9/8 at MIA:** Started at defensive end and recorded two tackles and one pass defended

2023 (Jaguars)

- Started all 17 games and finished the season with 66 tackles (43 solo), 33 quarterback hits, 17.5 sacks, 17 tackles for loss, two forced fumbles, one interception and one pass defended
- His 17.5 sacks were a single-season franchise record and tied for second-most in the NFL
- Surpassed DL Yannick Ngakoue for second place in franchise history with 45.0 sacks
- Became the second player since 1982 to record four games with at least 2.5 sacks within a season, joining Pro Football Hall of Famer Lawrence Taylor (four games in 1986)
- Voted to his second Pro Bowl
- **12/31 vs. CAR:** Started at outside linebacker and posted six total tackles (five solo), four passes defended and 3.0 sacks... Marked his third time recording at least 3.0 sacks in a single game, the most in franchise history
- **10/1 vs. ATL:** Recorded 3.0 sacks for the second time this season... Posted one forced fumble... Set the record for most sacks by a Jaguars player in the first four games of a season in franchise history
- **9/10 at IND:** Posted 3.0 sacks, recording the second-most single-game sacks by a Jaguars player in Week 1... Set a single-game career high in sacks with 3.0... Recorded 10 total tackles (eight solo)



2022 (Jaguars)

- Voted a team captain for the 2022 season
- Started all 17 regular season games and both postseason games... In the regular season, he posted 58 tackles (36 solo), 11 tackles for loss, 7.0 sacks, four forced fumbles and two fumble recoveries, one leading to a 38-yard return for a touchdown... In the postseason, he started both games and posted 11 tackles (four solo), 1.0 sack, and one tackle for loss
- **1/7 vs. TEN:** Started at outside linebacker and posted six tackles (four solo), including one tackle for loss, 1.0 sack, two QB hits, one forced fumble, and one fumble recovery that was returned 38 yards for his first career touchdown... His 38-yard touchdown return was the Jaguars longest fumble recovery for a touchdown since LB Telvin Smith returned a fumble for a 50-yard touchdown against the Steelers in the Divisional Round on 1/14/2018
- **9/25 at LAC:** Recorded a career-high eight QB pressures in the game, according to NextGen Stats, bringing his season total to 15
- **9/18 vs. IND:** Recorded 2.0 sacks, marking his second consecutive home game with at least 2.0 sacks... Hines-Allen forced a fumble for the second consecutive week, joining DE Yannick Ngakoue and DE Andre Branch as the only players to record two forced fumbles through the first two weeks of a season

2021 (Jaguars)

- Voted a team captain for the 2021 season
- **1/9 vs. IND:** Sacked QB Carson Wentz twice in the first half, marking the fourth multi-sack game of his career... Finished the game with four total tackles (three solo), including 2.0 sacks
- **11/7 vs. BUF:** Finished the game with a career-high eight tackles, including two tackles for loss and 1.0 sack... Hines-Allen also recorded the first INT of his career, becoming the second defensive lineman in franchise history to post at least 1.0 sack, one INT and one fumble recovery in a single game (DE Tony Brackens)... Hines-Allen is the only player in the NFL over the last three seasons (2019-21) to accomplish the feat... Prior to his name change, Hines-Allen sacked Bills QB Josh Allen, marking the first time a player sacked a QB with the same first and last name in NFL history
- **9/12 at HOU:** Started at outside linebacker and recorded five total tackles, including 1.0 sack, and two QB hits... With his sack, Hines-Allen joined DE Yannick Ngakoue and DE Tony Brackens as the only players in franchise history to tally at least 14.0 sacks in their first 25 career games

2020 (Jaguars)

- Saw action in eight games, making seven starts
- Tallied 13 tackles (seven solo), 2.5 sacks, two tackles for loss and one pass defended
- Named team captain as voted on by his teammates
- Placed on injured reserve on Nov. 24 with a knee injury
- **11/8 vs. HOU:** Started at defensive end and made four tackles, including a half-sack
- **9/24 vs. MIA:** Started at defensive end and tallied two solo tackles, including his first sack of the season

2019 (Jaguars)

- Appeared in all 16 games, making four starts, during his rookie campaign
- Became the seventh player in franchise history to compile double-digit sacks in a season
- Amassed 44 tackles (31 solo), 11 tackles for loss, 10.5 sacks and two forced fumbles
- Finished the year second on the team with 11 tackles for loss... His 10.5 sacks recorded in 2019 led all NFL rookies and were the most by a rookie in franchise history
- One of five NFL players over the last 10 seasons to post at least 10.0 sacks over multiple forced fumbles in their rookie seasons
- Became the first rookie in Jaguars history to make the Pro Bowl
- **12/15 at OAK:** Saw action at DE and tallied three tackles (two solo), including 1.0 sack, his 10th of the season
- **10/27 vs. NYJ:** Saw action at DE, amassing 2.0 sacks, one tackle for loss and a forced fumble... Became the first Jaguars rookie since DE Yannick Ngakoue in 2016 to post at least 1.0 sack in four straight games
- **10/13 vs. N.O.:** Notched two tackles and 1.0 sack, becoming the third player in franchise history to post at least 4.0 sacks through six career games, joining DE Yannick Ngakoue and former DT John Henderson

COLLEGE

- Did not miss a game during his four-year career with the Wildcats, playing in all 51 games with 35 starts
- Career totals include 220 tackles, 31.5 sacks, 11 forced fumbles, eight passes defended and two fumble recoveries
- Named SEC Defensive Player of the Year, earned consensus First-Team All American honors and was honored with the Bronco Nagurski Award, presented to the nation's top defensive player, as a senior in 2018
- Allen's 17.0 sacks in 2018 were the most by an SEC player in a single season since the NCAA started official sack records in 2000, finishing the season ranked second nationally in sacks (17.0), fourth in forced fumbles (five) and sixth in tackles for loss (21.5)

PERSONAL

- He and his wife, Kaitlyn, have two sons, Wesley and Julian, and one daughter, Vanessa
- Son of Kim Allen and Robert Allen
- Josh's sister, Myisha Hines-Allen, played collegiate basketball at Louisville and is currently a forward for the Washington Mystics, the 2019 WNBA champions
- Uncle, Gregory Hines, played college basketball at Hampton and went on to a 12-year pro career
- Majored in communications
- Changed his last name to Hines-Allen as a tribute to Joshua's maternal side of the family and the other relatives who have worn 'Hines' and 'Hines-Allen' on their jerseys, prior to the start of the 2024 season
- Attended the 2023 UK Player Tour with WR Jamal Agnew, LB Devin Lloyd, and six other players from different teams around the league
- In June of 2022, traveled to England to participate in An Evening With Jaguars Stars as a player panelist with Jaguars' fans in London and



JOSH HINES-ALLEN'S NFL REGULAR SEASON DEFENSIVE STATISTICS

DATE	TEAM	GP	TACKLES							INTERCEPTIONS					O. FUMB				ST				MISC				
			GS	TK	S	A	TFL	YDS	SK	YDS	QBH	NO	YDS	LG	TD	PD	FF	FR	TD	YDS	TK	S	A	FF	FR	S	A
2019	Jaguars	16	4	44	31	13	11	77	10.5	74.0	23	0	0	0	0	2	0	0	0	0	0	0	0	0	0	0	0
2020	Jaguars	8	7	13	7	6	2	9	2.5	7.0	11	0	0	0	1	0	0	0	0	0	0	0	0	0	0	0	
2021	Jaguars	16	15	71	46	25	12	81	7.5	70.0	14	1	11	11	0	4	1	1	0	0	0	0	0	0	0	0	
2022	Jaguars	17	17	58	36	22	11	46	7.0	45.0	22	0	0	0	2	4	2	1	38	0	0	0	0	0	0	0	
2023	Jaguars	17	17	66	43	23	17	109	17.5	126.5	33	1	8	8	0	1	2	0	0	0	0	0	0	0	0	0	
2024	Jaguars	16	16	45	26	19	10	66	8.0	53.0	19	0	0	0	2	1	1	0	13	0	0	0	0	0	0	0	
NFL TOTALS		90	76	297	189	108	63	388	53.0	375.5	122	2	19	11	0	10	10	4	1	51	0	0	0	0	0	0	

JOSH HINES-ALLEN'S NFL POSTSEASON DEFENSIVE STATISTICS

DATE	TEAM	GP	TACKLES							INTERCEPTIONS					O. FUMB				ST				MISC				
			GS	TK	S	A	TFL	YDS	SK	YDS	QBH	NO	YDS	LG	TD	PD	FF	FR	TD	YDS	TK	S	A	FF	FR	S	A
2022	Jaguars	2	2	11	4	7	1	6	1.0	6.0	4	0	0	0	0	0	0	0	0	0	0	0	0	0	0	0	0
NFL TOTALS		2	2	11	4	7	1	6	1.0	6.0	4	0	0	0	0	0	0	0	0	0	0	0	0	0	0	0	0

SINGLE-GAME HIGHS: DEFENSIVE

Total Tackles	10 at Indianapolis Colts, Sep 10, 2023 10 vs. San Francisco 49ers, Nov 21, 2021	Fumble Recoveries	1 vs. Indianapolis Colts, Oct 06, 2024 1 vs. Tennessee Titans, Jan 07, 2023 ...2 more at 1.
Solo Tackles	8 vs. Buffalo Bills, Nov 07, 2021 7 at Indianapolis Colts, Sep 10, 2023	Tackles For Loss	4 at Seattle Seahawks, Oct 31, 2021 3 vs. Carolina Panthers, Dec 31, 2023 ...1 more at 3.
Sacks	3.0 vs. Carolina Panthers, Dec 31, 2023 3.0 vs. Atlanta Falcons, Oct 01, 2023 ...1 more at 3.0.	Interceptions	1 vs. Cincinnati Bengals, Dec 04, 2023 1 vs. Buffalo Bills, Nov 07, 2021
Passes Defensed	1 vs. Cleveland Browns, Sep 15, 2024 1 at Miami Dolphins, Sep 08, 2024 ...8 more at 1.	Interception Return Yards	11 vs. Buffalo Bills, Nov 07, 2021 8 vs. Cincinnati Bengals, Dec 04, 2023
Forced Fumbles	1 vs. Indianapolis Colts, Oct 15, 2023 1 vs. Atlanta Falcons, Oct 01, 2023 ...7 more at 1.	Longest Opp Fumble Return	37 vs. Tennessee Titans, Jan 07, 2023 13 vs. Indianapolis Colts, Oct 06, 2024

SINGLE-GAME HIGHS - POSTSEASON: DEFENSIVE

Total Tackles	8 vs. Los Angeles Chargers, Jan 14, 2023 3 at Kansas City Chiefs, Jan 21, 2023	Sacks	1.0 vs. Los Angeles Chargers, Jan 14, 2023
Solo Tackles	3 vs. Los Angeles Chargers, Jan 14, 2023	Tackles For Loss	1 vs. Los Angeles Chargers, Jan 14, 2023

2024 GAME-BY-GAME REGULAR-SEASON STATISTICS (JAGUARS)

DATE	OPPONENT	P/S	TACKLES							INTERCEPTIONS					O. FUMB				ST				MISC					
			TK	S	A	SK	YDS	TFL	YDS	QBH	NO	YDS	LG	TD	PD	FF	FR	TD	YDS	TK	S	A	FF	FR	S	A	W/L	SCORE
09/08	at Dolphins	S	2	0	2	0.0	0.0	0	0	0	0	0	0	1	0	0	0	0	0	0	0	0	0	0	0	0	L	17-20
09/15	Browns	S	4	3	1	1.0	5.0	1	5	4	0	0	0	1	0	0	0	0	0	0	0	0	0	0	0	L	13-18	
09/23	at Bills	S	3	1	2	0.0	0.0	0	0	0	0	0	0	0	0	0	0	0	0	0	0	0	0	0	L	10-47		
09/29	at Texans	S	3	2	1	0.0	0.0	0	0	2	0	0	0	0	0	0	0	0	0	0	0	0	0	0	L	20-24		
10/06	Colts	S	2	2	0	1.0	4.0	1	4	1	0	0	0	0	0	1	0	13	0	0	0	0	0	0	W	37-34		
10/13	at Bears	S	1	0	1	0.5	2.0	0	0	2	0	0	0	0	0	0	0	0	0	0	0	0	0	0	L	16-35		
10/20	Patriots	S	2	1	1	0.0	0.0	0	0	0	0	0	0	0	0	0	0	0	0	0	0	0	0	0	W	32-16		
10/27	Packers	S	4	1	3	0.5	0.0	0	0	1	0	0	0	0	0	0	0	0	0	0	0	0	0	0	L	27-30		
11/03	at Eagles	S	4	4	0	2.0	11.0	2	11	2	0	0	0	0	0	0	0	0	0	0	0	0	0	0	L	23-28		
11/10	Vikings	S	1	0	1	0.0	0.0	0	0	0	0	0	0	0	0	0	0	0	0	0	0	0	0	0	L	7-12		
11/17	at Lions	S	3	3	0	0.0	0.0	1	4	1	0	0	0	0	0	0	0	0	0	0	0	0	0	0	L	6-52		
12/01	Texans	S	4	3	1	1.0	11.0	1	11	1	0	0	0	0	0	0	0	0	0	0	0	0	0	0	L	20-23		
12/08	at Titans	S	2	2	0	1.0	13.0	2	19	1	0	0	0	0	1	0	0	0	0	0	0	0	0	0	W	10-6		
12/15	Jets	S	2	1	1	0.0	0.0	0	0	0	0	0	0	0	0	0	0	0	0	0	0	0	0	0	L	25-32		
12/22	at Raiders	S	2	0	2	0.0	0.0	0	0	2	0	0	0	0	0	0	0	0	0	0	0	0	0	0	L	14-19		
12/29	Titans	S	6	3	3	1.0	7.0	2	12	2	0	0	0	0	0	0	0	0	0	0	0	0	0	0	W	20-13		
2024 TOTALS		16-16	45	26	19	8.0	53.0	10	66	19	0	0	0	0	2	1	1	0	13	0	0	0	0	0	0	4-12		



2023 GAME-BY-GAME REGULAR-SEASON STATISTICS (JAGUARS)

DATE	OPPONENT	P/S	TACKLES									INTERCEPTIONS					O. FUMB				ST				MISC		SCORE	
			TK	S	A	SK	YDS	TFL	YDS	QBH	NO	YDS	LG	TD	PD	FF	FR	TD	YDS	TK	S	A	FF	FR	S	A		W/L
09/10	at Colts	S	10	7	3	3.0	3.0	3	6	2	0	0	0	0	0	0	0	0	0	0	0	0	0	0	0	0	W	31-21
09/17	Chiefs	S	1	1	0	0.0	0.0	0	0	1	0	0	0	0	0	0	0	0	0	0	0	0	0	0	0	0	L	9-17
09/24	Texans	S	2	0	2	0.0	0.0	0	0	3	0	0	0	0	0	0	0	0	0	0	0	0	0	0	0	0	L	17-37
10/01	Falcons	S	3	3	0	3.0	31.0	2	22	3	0	0	0	0	0	0	1	0	0	0	0	0	0	0	0	0	W	23-7
10/08	at Bills	S	1	1	0	0.0	0.0	0	0	0	0	0	0	0	0	0	0	0	0	0	0	0	0	0	0	0	W	25-20
10/15	Colts	S	4	3	1	1.0	6.0	1	4	2	0	0	0	0	0	0	1	0	0	0	0	0	0	0	0	0	W	37-20
10/19	at Saints	S	2	1	1	0.0	0.0	0	0	3	0	0	0	0	0	0	0	0	0	0	0	0	0	0	0	0	W	31-24
10/29	at Steelers	S	5	3	2	2.0	15.0	2	15	2	0	0	0	0	0	0	0	0	0	0	0	0	0	0	0	0	W	20-10
11/12	49ers	S	3	2	1	0.0	0.0	0	0	1	0	0	0	0	0	0	0	0	0	0	0	0	0	0	0	0	L	3-34
11/19	Titans	S	2	0	2	0.5	3.5	0	0	1	0	0	0	0	0	0	0	0	0	0	0	0	0	0	0	0	W	34-14
11/26	at Texans	S	5	4	1	2.5	31.5	2	27	4	0	0	0	0	0	0	0	0	0	0	0	0	0	0	0	0	W	24-21
12/04	Bengals	S	7	3	4	1.5	9.5	1	7	2	1	8	8	0	1	0	0	0	0	0	0	0	0	0	0	0	L	31-34+
12/10	at Browns	S	5	5	0	0.0	0.0	2	1	0	0	0	0	0	0	0	0	0	0	0	0	0	0	0	0	0	L	27-31
12/17	Ravens	S	4	2	2	0.0	0.0	0	0	2	0	0	0	0	0	0	0	0	0	0	0	0	0	0	0	0	L	7-23
12/24	at Buccaneers	S	1	1	0	0.0	0.0	0	0	1	0	0	0	0	0	0	0	0	0	0	0	0	0	0	0	0	L	12-30
12/31	Panthers	S	6	5	1	3.0	21.0	3	21	4	0	0	0	0	0	0	0	0	0	0	0	0	0	0	0	0	W	26-0
01/07	at Titans	S	5	2	3	1.0	6.0	1	6	2	0	0	0	0	0	0	0	0	0	0	0	0	0	0	0	0	L	20-28
2023 TOTALS			17-17	66	43	23	17.5	126.5	17	109	33	1	8	8	0	1	2	0	0	0	0	0	0	0	0	0	9-8	

+ - Overtime





JORDAN JEFFERSON | 98

POSITION: DEFENSIVE TACKLE
HT: 6-2 | **WT:** 316 | **DOB:** 9-24-2001
COLLEGE: LSU
HOMETOWN: NAVARRE, FLA.
ACQ: D4-'24
EXP: R

@_JJefferson_95
 @jordanjefferson95

KEY TRANSACTIONS

- Originally drafted by Jacksonville in the fourth round (116th overall) in the 2024 draft

PRO

2024 (Jaguars)

- 12/29 vs. TEN:** Saw action at defensive tackle and recorded one pass defended
- 12/22 at L.V.:** Inactive
- 12/15 vs. NYJ:** Inactive
- 12/8 at TEN:** Inactive
- 12/1 vs. HOU:** Inactive
- 11/17 at DET:** Saw action at defensive tackle and recorded three tackles (two solo)
- 11/10 vs. MIN:** Saw action at defensive tackle and recorded two tackles (one solo)
- 11/3 at PHI:** Registered one solo tackle, one tackle for loss, one quarterback hit and 1.0 sack... His sack was the first of his career
- 10/27 vs. G.B.:** Saw action at defensive end and recorded three tackles (one solo)
- 10/20 vs. N.E.:** Saw action at defensive tackle
- 10/13 at CHI:** Saw action at defensive tackle and recorded one tackle in his NFL debut
- 10/6 vs. IND:** Inactive
- 9/29 at HOU:** Inactive
- 9/23 at BUF:** Inactive
- 9/15 vs. CLE:** Inactive
- 9/8 at MIA:** Inactive

COLLEGE

- Was awarded 2022 Academic All-Big 12 and 2021 Academic All-Big 12
- Played in 13 games (six starts) for LSU after appearing in 42 games (17 starts) for West Virginia from 2019-22
- Finished his college career with 90 tackles, 21.5 tackles for loss and 6.0 sacks

PERSONAL

- Played high school football at Navarre in Navarre, Fla.
- Father, AJ Jefferson, played college football at Alcorn State

JORDAN JEFFERSON'S NFL REGULAR SEASON DEFENSIVE STATISTICS

DATE	TEAM	GP	TACKLES										INTERCEPTIONS					O. FUMB					ST				MISC	
			GS	TK	S	A	TFL	YDS	SK	YDS	QBH	NO	YDS	LG	TD	PD	FF	FR	TD	YDS	TK	S	A	FF	FR	S	A	
2024	Jaguars	7	0	10	5	5	1	9	1.0	9.0	1	0	0	0	0	1	0	0	0	0	0	0	0	0	0	0	0	0
NFL TOTALS		7	0	10	5	5	1	9	1.0	9.0	1	0	0	0	1	0	0	0	0	0	0	0	0	0	0	0	0	

SINGLE-GAME HIGHS: DEFENSIVE

Total Tackles 3 at Detroit Lions, Nov 17, 2024
3 vs. Green Bay Packers, Oct 27, 2024

Solo Tackles 2 at Detroit Lions, Nov 17, 2024
1 vs. Minnesota Vikings, Nov 10, 2024
...2 more at 1.



2024 GAME-BY-GAME REGULAR-SEASON STATISTICS (JAGUARS)

DATE	OPPONENT	P/S	TACKLES							INTERCEPTIONS					O. FUMB				ST				MISC		W/L	SCORE		
			TK	S	A	SK	YDS	TFL	YDS	QBH	NO	YDS	LG	TD	PD	FF	FR	TD	YDS	TK	S	A	FF	FR			S	A
09/08	at Dolphins																									L	17-20	
09/15	Browns																									L	13-18	
09/23	at Bills																									L	10-47	
09/29	at Texans																									L	20-24	
10/06	Colts																									W	37-34	
10/13	at Bears	P	1	0	1	0.0	0.0	0	0	0	0	0	0	0	0	0	0	0	0	0	0	0	0	0	0	0	L	16-35
10/20	Patriots	P	0	0	0	0.0	0.0	0	0	0	0	0	0	0	0	0	0	0	0	0	0	0	0	0	0	0	W	32-16
10/27	Packers	P	3	1	2	0.0	0.0	0	0	0	0	0	0	0	0	0	0	0	0	0	0	0	0	0	0	0	L	27-30
11/03	at Eagles	P	1	1	0	1.0	9.0	1	9	1	0	0	0	0	0	0	0	0	0	0	0	0	0	0	0	0	L	23-28
11/10	Vikings	P	2	1	1	0.0	0.0	0	0	0	0	0	0	0	0	0	0	0	0	0	0	0	0	0	0	0	L	7-12
11/17	at Lions	P	3	2	1	0.0	0.0	0	0	0	0	0	0	0	0	0	0	0	0	0	0	0	0	0	0	0	L	6-52
12/01	Texans																									L	20-23	
12/08	at Titans																									W	10-6	
12/15	Jets																									L	25-32	
12/22	at Raiders																									L	14-19	
12/29	Titans	P	0	0	0	0.0	0.0	0	0	0	0	0	0	0	0	0	0	0	0	0	0	0	0	0	0	0	W	20-13
2024 TOTALS			7-0	10	5	5	1.0	9.0	1	9	1	0	0	0	0	1	0	0	0	0	0	0	0	0	0	0	4-12	

JORDAN JEFFERSON'S COLLEGE DEFENSIVE STATISTICS

DATE	TEAM	GP	TACKLES							INTERCEPTIONS					O. FUMB				ST				MISC					
			GS	TK	S	A	TFL	YDS	SK	YDS	QBH	NO	YDS	LG	TD	PD	FF	FR	TD	YDS	TK	S	A	FF	FR	S	A	
2019	West Virginia	11	1	5	3	2	1.0	1.0	0.0	0.0	0	0	0	0	0	1	0	0	0	0	0	0	0	0	0	0	0	0
2020	West Virginia	6	0	1	0	1	0.0	0.0	0.0	0.0	0	0	0	0	0	0	0	0	0	0	0	0	0	0	0	0	0	
2021	West Virginia	13	4	17	7	10	4.0	9.0	0.5	3.0	1	0	0	0	0	1	0	0	0	0	0	0	0	0	0	0	0	
2022	West Virginia	12	12	31	13	18	9.5	28.0	3.0	17.0	0	0	0	0	0	5	0	0	0	0	0	0	0	0	0	0	0	
2023	LSU	13	6	36	13	23	7.0	24.0	2.5	15.0	0	0	0	0	0	1	1	0	0	0	0	0	0	0	0	0	0	
TOTALS		55	23	90	36	54	21.5	62.0	6.0	35.0	1	0	0	0	0	8	1	0	0	0	0	0	0	0	0	0	0	

COLLEGE 2023 GAME-BY-GAME STATISTICS (LSU)

DATE	OPPONENT	P/S	TACKLES							INTERCEPTIONS					O. FUMB				ST				MISC		W/L	SCORE		
			TK	S	A	SK	YDS	TFL	YDS	QBH	NO	YDS	LG	TD	PD	FF	FR	TD	YDS	TK	S	A	FF	FR			S	A
09/03	at Florida St.	P	2	1	1	0.0	0.0	1.0	4.0	0	0	0	0	0	0	0	0	0	0	0	0	0	0	0	0	0	W	45-24
09/09	Grambling	P	3	1	2	1.0	1.0	1.0	1.0	0	0	0	0	0	0	0	0	0	0	0	0	0	0	0	0	0	W	72-10
09/16	at Mississippi St.	P	1	0	1	0.0	0.0	0.0	0.0	0	0	0	0	0	0	0	0	0	0	0	0	0	0	0	0	0	W	41-14
09/23	Arkansas	P	3	0	3	0.0	0.0	0.5	2.0	0	0	0	0	0	0	0	0	0	0	0	0	0	0	0	0	0	W	34-31
09/30	at Ole Miss	P	1	0	1	0.0	0.0	0.0	0.0	0	0	0	0	0	0	0	0	0	0	0	0	0	0	0	0	0	L	49-55
10/07	at Missouri	P	1	1	0	0.0	0.0	1.0	1.0	0	0	0	0	0	0	0	0	0	0	0	0	0	0	0	0	0	W	49-39
10/14	Auburn	P	4	0	4	0.0	0.0	0.0	0.0	0	0	0	0	0	1	0	0	0	0	0	0	0	0	0	0	0	W	48-18
10/21	Army West Point	S	6	3	3	0.0	0.0	1.0	1.0	0	0	0	0	0	0	0	0	0	0	0	0	0	0	0	0	0	W	62-0
11/04	at Alabama	S	1	0	1	0.0	0.0	0.0	0.0	0	0	0	0	0	0	0	0	0	0	0	0	0	0	0	0	0	L	28-42
11/11	Florida	S	6	2	4	0.5	1.0	0.5	1.0	0	0	0	0	0	0	0	0	0	0	0	0	0	0	0	0	0	W	52-35
11/18	Georgia St.	S	4	2	2	0.0	0.0	1.0	1.0	0	0	0	0	0	0	0	0	0	0	0	0	0	0	0	0	0	W	56-14
11/25	Texas A&M	S	2	1	1	0.0	0.0	0.0	0.0	0	0	0	0	0	0	0	0	0	0	0	0	0	0	0	0	0	W	42-30
01/01	Wisconsin	S	2	2	0	1.0	13.0	1.0	13.0	0	0	0	0	0	0	1	0	0	0	0	0	0	0	0	0	0	W	35-31
2023 TOTALS			13-6	36	13	23	2.5	15.0	7.0	24.0	0	0	0	0	0	1	1	0	0	0	0	0	0	0	0	11-2		





ANTONIO JOHNSON | 26

POSITION: SAFETY
HT: 6-2 | **WT:** 198 | **DOB:** 10-29-2001
COLLEGE: TEXAS A&M
HOMETOWN: EAST ST. LOUIS, ILL.
ACQ: D5-'23
EXP: 2nd YEAR

Antonio_johns0n
 iamaj2x

KEY TRANSACTIONS

- Originally drafted by Jacksonville in the 5th round (160 overall) of the 2023 Draft

PRO

2024 (Jaguars)

- 12/29 vs. TEN:** Recorded two solo tackles and one pass defended... Added one tackle on special teams
- 12/22 at L.V.:** Posted two solo tackles
- 12/15 vs. NYJ:** Started at safety and recorded four tackles (two solo)
- 12/8 at TEN:** Started at safety and recorded five solo tackles
- 12/1 vs. HOU:** Saw action at safety and recorded five solo tackles
- 11/17 at DET:** Saw action at safety and recorded four tackles (two solo)
- 11/10 vs. MIN:** Saw action at safety and recorded four tackles (three solo)
- 11/3 at PHI:** Saw action at safety and recorded one solo tackle
- 10/27 vs. G.B.:** Saw action at safety and recorded one solo tackle
- 10/20 vs. N.E.:** Saw action at safety and recorded one tackle
- 10/13 at CHI:** Started at safety and recorded four tackles (one solo)
- 10/6 vs. IND:** Started at safety and recorded a career-high 11 tackles (eight solo)
- 9/29 at HOU:** Started at safety and recorded five tackles (all solo) and one pass defended
- 9/23 at BUF:** Started at safety and totaled six tackles (five solo)
- 9/15 vs. CLE:** Started at safety and recorded four tackles
- 9/8 at MIA:** Started at safety and recorded nine tackles (five solo) and one tackle for loss

2023 (Jaguars)

- Appeared in 13 games with three starts as a rookie... Recorded 14 tackles (11 solo), three passes defended, two interceptions, one forced fumble and one quarterback hit... Added three tackles (two solo) on special teams
- 12/31 vs. CAR:** Started at safety and posted two solo tackles, one pass defended and one interception for a 27-yard gain... Was one of six rookies to record multiple interceptions this season
- 12/10 at CLE:** Posted two total tackles (one solo), one forced fumble, 1.0 sack and one pass defended
- 10/29 at PIT:** Recorded his first career interception, which he returned for 23 yards

COLLEGE

- Played in 28 games making 22 starts in three years at Texas A&M
- Recorded 164 total tackles (97 solo), 14 tackles for loss and eight passes defended
- Was a member of the 2022 AP All-SEC First Team and 2021 PFF All-America First Team

PERSONAL

- Finished his senior season at East St. Louis High School in Illinois as an Army All-American
- Played both offense and defense in high school, recording 98 tackles, two interceptions, 39 receptions for 830 yards, and scored seven touchdowns
- Has one dog named Rambo
- Favorite player growing up was Troy Polamalu

ANTONIO JOHNSON'S NFL REGULAR SEASON DEFENSIVE STATISTICS

DATE	TEAM	GP	GS	TACKLES							INTERCEPTIONS						O. FUMB				ST				MISC			
				TK	S	A	TFL	YDS	SK	YDS	QBH	NO	YDS	LG	TD	PD	FF	FR	TD	YDS	TK	S	A	FF	FR	S	A	
2023	Jaguars	13	3	14	11	3	0	0	1.0	4.0	1	2	50	27	0	3	1	0	0	0	0	3	2	1	0	0	0	0
2024	Jaguars	16	8	69	52	17	1	1	0.0	0.0	0	0	0	0	0	2	0	0	0	0	0	1	1	0	0	0	0	
NFL TOTALS		29	11	83	63	20	1	1	1.0	4.0	1	2	50	27	0	5	1	0	0	0	0	4	3	1	0	0	0	0



SINGLE-GAME HIGHS: DEFENSIVE

Total Tackles 11 vs. Indianapolis Colts, Oct 06, 2024
 9 at Miami Dolphins, Sep 08, 2024

Solo Tackles 8 vs. Indianapolis Colts, Oct 06, 2024
 5 at Tennessee Titans, Dec 08, 2024
 ...5 more at 5.

Passes Defensed 1 vs. Tennessee Titans, Dec 29, 2024
 1 at Houston Texans, Sep 29, 2024
 ...3 more at 1.

Tackles For Loss 1 at Miami Dolphins, Sep 08, 2024

Interceptions 1 vs. Carolina Panthers, Dec 31, 2023
 1 at Pittsburgh Steelers, Oct 29, 2023

Interception Return Yards 27 vs. Carolina Panthers, Dec 31, 2023
 23 at Pittsburgh Steelers, Oct 29, 2023

Special Teams Tackles 2 vs. San Francisco 49ers, Nov 12, 2024
 1 vs. Tennessee Titans, Dec 29, 2024
 ...1 more at 1.

2024 GAME-BY-GAME REGULAR-SEASON STATISTICS (JAGUARS)

DATE	OPPONENT	P/S	TACKLES									INTERCEPTIONS					O. FUMB				ST				MISC				W/L	SCORE
			TK	S	A	SK	YDS	TFL	YDS	QBH	NO	YDS	LG	TD	PD	FF	FR	TD	YDS	TK	S	A	FF	FR	S	A	S	A		
09/08	at Dolphins	S	9	5	4	0.0	0.0	1	1	0	0	0	0	0	0	0	0	0	0	0	0	0	0	0	0	0	0	L	17-20	
09/15	Browns	S	5	5	0	0.0	0.0	0	0	0	0	0	0	0	0	0	0	0	0	0	0	0	0	0	0	0	L	13-18		
09/23	at Bills	S	6	5	1	0.0	0.0	0	0	0	0	0	0	0	0	0	0	0	0	0	0	0	0	0	0	L	10-47			
09/29	at Texans	S	5	5	0	0.0	0.0	0	0	0	0	0	0	0	0	1	0	0	0	0	0	0	0	0	0	L	20-24			
10/06	Colts	S	11	8	3	0.0	0.0	0	0	0	0	0	0	0	0	0	0	0	0	0	0	0	0	0	0	W	37-34			
10/13	at Bears	S	4	1	3	0.0	0.0	0	0	0	0	0	0	0	0	0	0	0	0	0	0	0	0	0	0	L	16-35			
10/20	Patriots	P	1	0	1	0.0	0.0	0	0	0	0	0	0	0	0	0	0	0	0	0	0	0	0	0	0	W	32-16			
10/27	Packers	P	1	1	0	0.0	0.0	0	0	0	0	0	0	0	0	0	0	0	0	0	0	0	0	0	0	L	27-30			
11/03	at Eagles	P	1	1	0	0.0	0.0	0	0	0	0	0	0	0	0	0	0	0	0	0	0	0	0	0	0	L	23-28			
11/10	Vikings	P	4	3	1	0.0	0.0	0	0	0	0	0	0	0	0	0	0	0	0	0	0	0	0	0	0	L	7-12			
11/17	at Lions	P	4	2	2	0.0	0.0	0	0	0	0	0	0	0	0	0	0	0	0	0	0	0	0	0	0	L	6-52			
12/01	Texans	P	5	5	0	0.0	0.0	0	0	0	0	0	0	0	0	0	0	0	0	0	0	0	0	0	0	L	20-23			
12/08	at Titans	S	5	5	0	0.0	0.0	0	0	0	0	0	0	0	0	0	0	0	0	0	0	0	0	0	0	W	10-6			
12/15	Jets	S	4	2	2	0.0	0.0	0	0	0	0	0	0	0	0	0	0	0	0	0	0	0	0	0	0	L	25-32			
12/22	at Raiders	P	2	2	0	0.0	0.0	0	0	0	0	0	0	0	0	0	0	0	0	0	0	0	0	0	0	L	14-19			
12/29	Titans	P	2	2	0	0.0	0.0	0	0	0	0	0	0	0	0	0	0	0	0	0	0	0	0	0	0	W	20-13			
2024 TOTALS			16-8	69	52	17	0.0	0.0	1	1	0	0	0	0	0	2	0	0	0	0	0	1	1	0	0	0	0	0	0	4-12

2023 GAME-BY-GAME REGULAR-SEASON STATISTICS (JAGUARS)

DATE	OPPONENT	P/S	TACKLES									INTERCEPTIONS					O. FUMB				ST				MISC				W/L	SCORE
			TK	S	A	SK	YDS	TFL	YDS	QBH	NO	YDS	LG	TD	PD	FF	FR	TD	YDS	TK	S	A	FF	FR	S	A	S	A		
09/10	at Colts																										W	31-21		
09/17	Chiefs																										L	9-17		
09/24	Texans																										L	17-37		
10/01	Falcons																										W	23-7		
10/08	at Bills	P	0	0	0	0.0	0.0	0	0	0	0	0	0	0	0	0	0	0	0	0	0	0	0	0	0	0	W	25-20		
10/15	Colts	P	0	0	0	0.0	0.0	0	0	0	0	0	0	0	0	0	0	0	0	0	0	0	0	0	0	0	W	37-20		
10/19	at Saints	P	0	0	0	0.0	0.0	0	0	0	0	0	0	0	0	0	0	0	0	0	0	0	0	0	0	0	W	31-24		
10/29	at Steelers	P	0	0	0	0.0	0.0	0	0	0	0	1	23	23	0	1	0	0	0	0	0	0	0	0	0	0	W	20-10		
11/12	49ers	P	0	0	0	0.0	0.0	0	0	0	0	0	0	0	0	0	0	0	0	0	0	0	2	1	1	0	L	3-34		
11/19	Titans	P	0	0	0	0.0	0.0	0	0	0	0	0	0	0	0	0	0	0	0	0	0	0	1	1	0	0	W	34-14		
11/26	at Texans	P	0	0	0	0.0	0.0	0	0	0	0	0	0	0	0	0	0	0	0	0	0	0	0	0	0	0	W	24-21		
12/04	Bengals	P	5	4	1	0.0	0.0	0	0	0	0	0	0	0	0	0	0	0	0	0	0	0	0	0	0	0	L	31-34+		
12/10	at Browns	P	2	1	1	1.0	4.0	0	0	1	0	0	0	0	1	1	0	0	0	0	0	0	0	0	0	0	L	27-31		
12/17	Ravens	P	1	0	1	0.0	0.0	0	0	0	0	0	0	0	0	0	0	0	0	0	0	0	0	0	0	0	L	7-23		
12/24	at Buccaneers	S	2	2	0	0.0	0.0	0	0	0	0	0	0	0	0	0	0	0	0	0	0	0	0	0	0	0	L	12-30		
12/31	Panthers	S	2	2	0	0.0	0.0	0	0	0	0	1	27	27	0	1	0	0	0	0	0	0	0	0	0	0	W	26-0		
01/07	at Titans	S	2	2	0	0.0	0.0	0	0	0	0	0	0	0	0	0	0	0	0	0	0	0	0	0	0	0	L	20-28		
2023 TOTALS			13-3	14	11	3	1.0	4.0	0	0	1	2	50	27	0	3	1	0	0	0	0	3	2	1	0	0	0	0	0	9-8



+ - Overtime





CALEB JOHNSON | 57

POSITION: LINEBACKER
HT: 6-2 | **WT:** 220 | **DOB:** 7-28-1998
COLLEGE: HOUSTON BAPTIST
HOMETOWN: POINT LOMA, CALIF.
ACQ: W (CHI)-'22
EXP: 4th YEAR

 caleb2raw
 calebj__

KEY TRANSACTIONS

- Originally signed as a rookie free agent by Chicago on 5/14/21
- Claimed off of waivers by Jacksonville on 9/1/22
- Re-signed by Jacksonville on 3/13/24

PRO

2024 (Jaguars)

- **12/29 vs. TEN:** Recorded one tackle on special teams
- **12/22 at L.V.:** Saw action on special teams and recorded two tackles (one solo)
- **12/15 vs. NYJ:** Saw action on special teams
- **12/8 at TEN:** Recorded a tackle on special teams
- **12/1 vs. HOU:** Saw action on special teams
- **11/17 at DET:** Saw action on special teams
- **11/10 vs. MIN:** Saw action on special teams
- **11/3 at PHI:** Saw action on special teams and recorded one tackle
- **10/27 vs. G.B.:** Saw action at linebacker and on special teams
- **10/20 vs. N.E:** Saw action on special teams
- **10/13 at CHI:** Saw action on special teams
- **10/6 vs. IND:** Saw action on special teams and recorded one tackle
- **9/29 at HOU:** Saw action on special teams
- **9/23 at BUF:** Recorded two tackles (one solo) on special teams
- **9/15 vs. CLE:** Recorded one tackle on special teams
- **9/8 at MIA:** Saw action on special teams

2023 (Jaguars)

- Saw action in all 17 games primarily on special teams... Recorded five special teams tackles (four solo)
- **9/10 at IND:** Saw action at linebacker and on special teams in season debut... Recorded one solo tackle on special teams

2022 (Jaguars)

- Saw action in 13 regular season games and both postseason games... In the regular season, on special teams, he posted 12 tackles (six solo) and one forced fumble... In the postseason he posted one special teams tackle
- **11/13 at K.C.:** Saw action on 17 special teams snaps and recorded two special teams tackles and one forced fumble
- **9/11 at WAS:** Saw action on 17 special teams snaps and recorded two special teams solo tackles

2021 (Bears)

- Played in 14 games with Chicago, primarily on special teams... Tallied seven special teams tackles and one fumble recovery
- **9/26/21 at CLE:** Recovered a fumble on special teams

COLLEGE

- Three-year starter at Houston Baptist... Became the first player in Houston Baptist football's 11-year history to sign with an NFL team
- Named Southland Conference co-defensive player of the year in 2020 after recording 49 tackles while playing in just four games
- Ranks first all-time in school history with seven fumble recoveries, second with 10.0 sacks and third with 278 tackles



CALEB JOHNSON'S NFL REGULAR SEASON DEFENSIVE STATISTICS

DATE	TEAM	GP	TACKLES							INTERCEPTIONS							O. FUMB					ST				MISC	
			GS	TK	S	A	TFL	YDS	SK	YDS	QBH	NO	YDS	LG	TD	PD	FF	FR	TD	YDS	TK	S	A	FF	FR	S	A
2021	Bears	14	0	1	0	1	0	0	0.0	0.0	0	0	0	0	0	0	0	0	0	7	4	3	0	1	0	0	
2022	Jaguars	13	0	0	0	0	0	0	0.0	0.0	0	0	0	0	0	0	0	0	0	16	10	6	1	0	0		
Went from Jacksonville to Chicago.																											
2022	Bears	0	0	0	0	0	0	0	0.0	0.0	0	0	0	0	0	0	0	0	0	0	0	0	0	0	0		
2022	TOTAL	13	0	0	0	0	0	0	0.0	0.0	0	0	0	0	0	0	0	0	0	16	10	6	1	0	0		
2023	Jaguars	17	0	0	0	0	0	0	0.0	0.0	0	0	0	0	0	0	0	0	0	5	4	1	0	0	0		
2024	Jaguars	16	0	0	0	0	0	0	0.0	0.0	0	0	0	0	0	0	0	0	0	9	6	3	0	0	0		
NFL TOTALS		60	0	1	0	1	0	0	0.0	0.0	0	0	0	0	0	0	0	0	0	37	24	13	1	1	0		

CALEB JOHNSON'S NFL POSTSEASON DEFENSIVE STATISTICS

DATE	TEAM	GP	TACKLES							INTERCEPTIONS							O. FUMB					ST				MISC	
			GS	TK	S	A	TFL	YDS	SK	YDS	QBH	NO	YDS	LG	TD	PD	FF	FR	TD	YDS	TK	S	A	FF	FR	S	A
2022	Jaguars	2	0	0	0	0	0	0	0.0	0.0	0	0	0	0	0	0	0	0	0	0	1	0	1	0	0	0	
NFL TOTALS		2	0	0	0	0	0	0	0.0	0.0	0	0	0	0	0	0	0	0	0	0	1	0	1	0	0		

SINGLE-GAME HIGHS: DEFENSIVE

Total Tackles 1 at Detroit Lions, Nov 25, 2021 **Special Teams Fumble Recoveries** 1 at Cleveland Browns, Sep 26, 2021
Special Teams Tackles 3 vs. Detroit Lions, Oct 03, 2021
 2 at Las Vegas Raiders, Dec 22, 2024
 ...6 more at 2.

SINGLE-GAME HIGHS - POSTSEASON: DEFENSIVE

Special Teams Tackles 1 at Kansas City Chiefs, Jan 21, 2023

2024 GAME-BY-GAME REGULAR-SEASON STATISTICS (JAGUARS)

DATE	OPPONENT	P/S	TACKLES							INTERCEPTIONS							O. FUMB					ST				MISC		SCORE
			TK	S	A	SK	YDS	TFL	YDS	QBH	NO	YDS	LG	TD	PD	FF	FR	TD	YDS	TK	S	A	FF	FR	S	A	W/L	
09/08	at Dolphins	P	0	0	0	0.0	0.0	0	0	0	0	0	0	0	0	0	0	0	0	0	0	0	0	0	0	L	17-20	
09/15	Browns	P	0	0	0	0.0	0.0	0	0	0	0	0	0	0	0	0	0	0	0	1	1	0	0	0	0	L	13-18	
09/23	at Bills	P	0	0	0	0.0	0.0	0	0	0	0	0	0	0	0	0	0	0	2	1	1	0	0	0	L	10-47		
09/29	at Texans	P	0	0	0	0.0	0.0	0	0	0	0	0	0	0	0	0	0	0	0	0	0	0	0	0	L	20-24		
10/06	Colts	P	0	0	0	0.0	0.0	0	0	0	0	0	0	0	0	0	0	0	1	1	0	0	0	0	W	37-34		
10/13	at Bears	P	0	0	0	0.0	0.0	0	0	0	0	0	0	0	0	0	0	0	0	0	0	0	0	0	L	16-35		
10/20	Patriots	P	0	0	0	0.0	0.0	0	0	0	0	0	0	0	0	0	0	0	0	0	0	0	0	0	W	32-16		
10/27	Packers	P	0	0	0	0.0	0.0	0	0	0	0	0	0	0	0	0	0	0	0	0	0	0	0	0	L	27-30		
11/03	at Eagles	P	0	0	0	0.0	0.0	0	0	0	0	0	0	0	0	0	0	0	1	1	0	0	0	0	L	23-28		
11/10	Vikings	P	0	0	0	0.0	0.0	0	0	0	0	0	0	0	0	0	0	0	0	0	0	0	0	0	L	7-12		
11/17	at Lions	P	0	0	0	0.0	0.0	0	0	0	0	0	0	0	0	0	0	0	0	0	0	0	0	0	L	6-52		
12/01	Texans	P	0	0	0	0.0	0.0	0	0	0	0	0	0	0	0	0	0	0	0	0	0	0	0	0	L	20-23		
12/08	at Titans	P	0	0	0	0.0	0.0	0	0	0	0	0	0	0	0	0	0	0	1	1	0	0	0	0	W	10-6		
12/15	Jets	P	0	0	0	0.0	0.0	0	0	0	0	0	0	0	0	0	0	0	0	0	0	0	0	0	L	25-32		
12/22	at Raiders	P	0	0	0	0.0	0.0	0	0	0	0	0	0	0	0	0	0	0	2	1	1	0	0	0	L	14-19		
12/29	Titans	P	0	0	0	0.0	0.0	0	0	0	0	0	0	0	0	0	0	0	1	0	1	0	0	0	W	20-13		
2024 TOTALS		16-0	0	0	0	0.0	0.0	0	0	0	0	0	0	0	0	0	0	0	9	6	3	0	0	0	0	4-12		



2023 GAME-BY-GAME REGULAR-SEASON STATISTICS (JAGUARS)

DATE	OPPONENT	P/S	TACKLES							INTERCEPTIONS					O. FUMB				ST				MISC		SCORE			
			TK	S	A	SK	YDS	TFL	YDS	QBH	NO	YDS	LG	TD	PD	FF	FR	TD	YDS	TK	S	A	FF	FR		S	A	W/L
09/10	at Colts	P	0	0	0	0.0	0.0	0	0	0	0	0	0	0	0	0	0	0	0	1	1	0	0	0	0	0	W	31-21
09/17	Chiefs	P	0	0	0	0.0	0.0	0	0	0	0	0	0	0	0	0	0	0	0	0	0	0	0	0	0	0	L	9-17
09/24	Texans	P	0	0	0	0.0	0.0	0	0	0	0	0	0	0	0	0	0	0	0	1	0	1	0	0	0	0	L	17-37
10/01	Falcons	P	0	0	0	0.0	0.0	0	0	0	0	0	0	0	0	0	0	0	0	0	0	0	0	0	0	0	W	23-7
10/08	at Bills	P	0	0	0	0.0	0.0	0	0	0	0	0	0	0	0	0	0	0	0	0	0	0	0	0	0	0	W	25-20
10/15	Colts	P	0	0	0	0.0	0.0	0	0	0	0	0	0	0	0	0	0	0	0	0	0	0	0	0	0	0	W	37-20
10/19	at Saints	P	0	0	0	0.0	0.0	0	0	0	0	0	0	0	0	0	0	0	0	0	0	0	0	0	0	0	W	31-24
10/29	at Steelers	P	0	0	0	0.0	0.0	0	0	0	0	0	0	0	0	0	0	0	0	1	1	0	0	0	0	0	W	20-10
11/12	49ers	P	0	0	0	0.0	0.0	0	0	0	0	0	0	0	0	0	0	0	0	0	0	0	0	0	0	0	L	3-34
11/19	Titans	P	0	0	0	0.0	0.0	0	0	0	0	0	0	0	0	0	0	0	0	0	0	0	0	0	0	0	W	34-14
11/26	at Texans	P	0	0	0	0.0	0.0	0	0	0	0	0	0	0	0	0	0	0	0	0	0	0	0	0	0	0	W	24-21
12/04	Bengals	P	0	0	0	0.0	0.0	0	0	0	0	0	0	0	0	0	0	0	0	0	0	0	0	0	0	0	L	31-34+
12/10	at Browns	P	0	0	0	0.0	0.0	0	0	0	0	0	0	0	0	0	0	0	0	0	0	0	0	0	0	0	L	27-31
12/17	Ravens	P	0	0	0	0.0	0.0	0	0	0	0	0	0	0	0	0	0	0	0	0	0	0	0	0	0	0	L	7-23
12/24	at Buccaneers	P	0	0	0	0.0	0.0	0	0	0	0	0	0	0	0	0	0	0	0	1	1	0	0	0	0	0	L	12-30
12/31	Panthers	P	0	0	0	0.0	0.0	0	0	0	0	0	0	0	0	0	0	0	0	1	1	0	0	0	0	0	W	26-0
01/07	at Titans	P	0	0	0	0.0	0.0	0	0	0	0	0	0	0	0	0	0	0	0	0	0	0	0	0	0	0	L	20-28
2023 TOTALS			17-0	0	0	0	0.0	0.0	0	0	0	0	0	0	0	0	0	0	0	0	0	0	0	0	0	0	9-8	

+ - Overtime





D'ERNEST JOHNSON | 2

POSITION: RUNNING BACK
HT: 5-10 | **WT:** 208 | **DOB:** 2-27-1996
COLLEGE: SOUTH FLORIDA
HOMETOWN: IMMOKALEE, FLA.
ACQ: UFA (CLE) - '23
EXP: 6th YEAR

 [DernestJohnson2](#)
 [dernestjohnson2](#)

KEY TRANSACTIONS

- Originally signed with Cleveland on 5/16/19 after going undrafted in 2018
- Signed with Jacksonville as an unrestricted free agent on 3/22/23
- Re-signed by Jacksonville on 3/13/24

PRO

2024 (Jaguars)

- **12/29 vs. TEN:** Saw action at running back and recorded 11 yards on two receptions
- **12/22 at L.V.:** Saw action at running back and recorded eight yards on one reception
- **12/15 vs. NYJ:** Inactive
- **12/8 at TEN:** Inactive
- **12/1 vs. HOU:** Inactive
- **11/17 at DET:** Saw action at running back and recorded three yards on two carries
- **11/10 vs. MIN:** Saw action at running back
- **11/3 at PHI:** Recorded six yards on two carries
- **10/27 vs. G.B.:** Posted 20 yards on one reception and rushed for three yards on one carry
- **10/20 vs. N.E.:** Rushed for 38 yards on nine attempts and caught three passes for 32 yards
- **10/13 at CHI:** Rushed for 28 yards on six attempts
- **10/6 vs. IND:** Posted two receptions for nine yards and rushed for one yard on one carry
- **9/29 at HOU:** Saw action at running back
- **9/23 at BUF:** Rushed for 12 yards on two carries
- **9/15 vs. CLE:** Rushed for 26 yards on five carries
- **9/8 at MIA:** Saw action on special teams

2023 (Jaguars)

- Appeared in 17 games and recorded 108 rushing yards on 41 attempts... He also recorded 10 receptions for 140 yards
- **11/26 at HOU:** Rushed for 19 yards on seven attempts... Recorded one reception for 42 yards... Saw action on special teams
- **11/19 vs. TEN:** Rushed for 20 yards on seven attempts... Posted one reception for 34 yards... Saw action on special teams
- **11/12 vs. S.F.:** Rushed for 12 yards on three attempts... Recorded two receptions for 28 yards... Saw action on special teams

2022 (Browns)

- Appeared in 15 games and rushed for 17 yards on four carries... Caught three passes for seven yards

2021 (Browns)

- Appeared in 17 games with two starts and rushed for 534 yards on 100 attempts and scored three touchdowns... Caught 19 passes for 137 yards
- Rushed for a career-high 146 yards on 22 carries and scored his first NFL touchdown against the Broncos on 10/21/21
- Returned six kickoffs for 139 yards

2020 (Browns)

- Appeared in 16 games and rushed for 166 yards on 33 attempts... Caught three passes for 14 yards
- Returned three punts for 13 yards and 14 kickoffs for 351 yards

2019 (Browns)

- Made his NFL debut in the season opener against Tennessee
- Appeared in 16 games and rushed for 21 yards on 4 carries... Caught six passes for 71 yards
- Returned two punts for nine yards and five kickoffs for 129 yards

COLLEGE

- Appeared in 50 games and rushed for 1,796 yards on 421 carries and scored 16 touchdowns
- Caught 73 passes for 909 yards and scored 12 touchdowns
- Returned 28 punts for 289 yards and returned 49 kickoffs for 1,192 yards



- Finished as USF's career leader in all-purpose yards (4,186), receptions by a running back (73), and receiving yards by a running back (909)

PERSONAL

- Before being signed in 2019, spent six weeks working on a fishing boat in Key West reeling in mahi mahi
- Worked as a personal trainer in Gainesville

D'ERNEST JOHNSON'S NFL REGULAR SEASON RUSHING/RECEIVING STATISTICS

DATE	TEAM	RUSHING							RECEIVING				
		GP	GS	NO.	YDS.	AVG.	LG	TD	NO.	YDS.	AVG.	LG	TD
2019	Browns	16	0	4	21	5.3	13	0	6	71	11.8	27	0
2020	Browns	16	0	33	166	5.0	28	0	3	14	4.7	5	0
2021	Browns	17	2	100	534	5.3	30	3	19	137	7.2	18	0
2022	Browns	15	0	4	17	4.3	7	0	3	7	2.3	7	0
2023	Jaguars	17	0	41	108	2.6	19	0	10	140	14.0	42	0
2024	Jaguars	13	1	30	117	3.9	13	0	11	96	8.7	26	0
NFL TOTALS		94	3	212	963	4.5	30	3	52	465	8.9	42	0

D'ERNEST JOHNSON'S NFL POSTSEASON RUSHING/RECEIVING STATISTICS

DATE	TEAM	RUSHING							RECEIVING				
		GP	GS	NO.	YDS.	AVG.	LG	TD	NO.	YDS.	AVG.	LG	TD
2020	Browns	2	0	0	0	0.0	0	0	0	0	0.0	0	0
NFL TOTALS		2	0	0	0	0.0	0	0	0	0	0.0	0	0

D'ERNEST JOHNSON'S NFL REGULAR SEASON RETURN STATISTICS

DATE	TEAM	KICKOFF RETURNS					PUNT RETURNS					
		RET.	YDS.	AVG.	LG	TD	NO.	FC	YDS.	AVG.	LG	TD
2019	Browns	5	129	25.8	47	0	2	1	9	4.5	9	0
2020	Browns	14	351	25.1	43	0	3	4	13	4.3	10	0
2021	Browns	6	139	23.2	29	0	0	0	0	0.0	0	0
2022	Browns	1	27	27.0	27	0	0	0	0	0.0	0	0
2023	Jaguars	7	126	18.0	22	0	0	0	0	0.0	0	0
2024	Jaguars	0	0	0.0	0	0	0	0	0	0.0	0	0
NFL TOTALS		33	772	23.4	47	0	5	5	22	4.4	10	0

D'ERNEST JOHNSON'S NFL POSTSEASON RETURN STATISTICS

DATE	TEAM	KICKOFF RETURNS					PUNT RETURNS					
		RET.	YDS.	AVG.	LG	TD	NO.	FC	YDS.	AVG.	LG	TD
2020	Browns	5	120	24.0	33	0	0	0	0	0.0	0	0
NFL TOTALS		5	120	24.0	33	0	0	0	0	0.0	0	0



SINGLE-GAME HIGHS: RUSHING/RECEIVING

Rush Attempts	25 vs. Cincinnati Bengals, Jan 09, 2022 22 vs. Denver Broncos, Oct 21, 2021	Kickoff Return Yards	113 at Pittsburgh Steelers, Jan 03, 2022 107 vs. Pittsburgh Steelers, Jan 03, 2021
Rushing Yards	146 vs. Denver Broncos, Oct 21, 2021 123 vs. Cincinnati Bengals, Jan 09, 2022	Longest Kickoff Return	47 at Cincinnati Bengals, Dec 29, 2019 43 at Jacksonville Jaguars, Nov 29, 2020
Rushing Average	7.3 at Dallas Cowboys, Oct 04, 2020 6.6 vs. Denver Broncos, Oct 21, 2021	Fair Catches	4 at New York Jets, Dec 27, 2020 1 at Cincinnati Bengals, Dec 29, 2019
Longest Runs	30 at Green Bay Packers, Dec 25, 2021 28 vs. Indianapolis Colts, Oct 11, 2020 ...1 more at 28.	Punt Return Yards	13 at New York Jets, Dec 27, 2020 9 at Cincinnati Bengals, Dec 29, 2019
Rushing TDs	1 vs. Cincinnati Bengals, Jan 09, 2022 1 vs. Pittsburgh Steelers, Oct 31, 2021 ...1 more at 1.	Longest Punt Return	10 at New York Jets, Dec 27, 2020 9 at Cincinnati Bengals, Dec 29, 2019
Receptions	7 at New England Patriots, Nov 14, 2021 4 vs. Las Vegas Raiders, Dec 20, 2021	Punt Returns	2 at New York Jets, Dec 27, 2020 1 vs. Washington Football Team, Sep 27, 2020 ...2 more at 1.
Receiving Yards	58 at New England Patriots, Nov 14, 2021 42 at Houston Texans, Nov 26, 2023 ...1 more at 42.	Kickoff Return Average	31.0 at Jacksonville Jaguars, Nov 29, 2020 26.8 vs. Pittsburgh Steelers, Jan 03, 2021
Receiving Average	14.0 at New York Jets, Sep 16, 2019 10.7 vs. New England Patriots, Oct 20, 2024	Special Teams Tackles	2 at Cincinnati Bengals, Dec 29, 2019 1 at Minnesota Vikings, Oct 03, 2021 ...5 more at 1.
Longest Receptions	42 at Houston Texans, Nov 26, 2023 34 vs. Tennessee Titans, Nov 19, 2023	Most TDs	1 vs. Cincinnati Bengals, Jan 09, 2022 1 vs. Pittsburgh Steelers, Oct 31, 2021 ...1 more at 1.
All-Purpose Yards	168 vs. Denver Broncos, Oct 21, 2021 157 at New England Patriots, Nov 14, 2021	Scrimmage Yards	168 vs. Denver Broncos, Oct 21, 2021 157 at New England Patriots, Nov 14, 2021
Kickoff Returns	5 at Pittsburgh Steelers, Jan 03, 2022 4 vs. Pittsburgh Steelers, Jan 03, 2021		

SINGLE-GAME HIGHS - POSTSEASON: RUSHING/RECEIVING

All-Purpose Yards	83 at Pittsburgh Steelers, Jan 10, 2021 37 at Kansas City Chiefs, Jan 17, 2021	Longest Kickoff Return	33 at Pittsburgh Steelers, Jan 10, 2021 30 at Pittsburgh Steelers, Jan 10, 2021
Kickoff Returns	3 at Pittsburgh Steelers, Jan 10, 2021 2 at Kansas City Chiefs, Jan 17, 2021	Kickoff Return Average	27.7 at Pittsburgh Steelers, Jan 10, 2021
Kickoff Return Yards	83 at Pittsburgh Steelers, Jan 10, 2021 37 at Kansas City Chiefs, Jan 17, 2021	Special Teams Tackles	3 at Pittsburgh Steelers, Jan 10, 2021 1 at Kansas City Chiefs, Jan 17, 2021

100-YARD RUSHING GAMES (2): REGULAR SEASON

DATE	TEAM	ATT.	YDS.	AVG.	LG	TD
10/21/21	BRONCOS	22	146	6.6	20	1
01/09/22	BENGALS	25	123	4.9	13	1

2024 GAME-BY-GAME REGULAR-SEASON STATISTICS (JAGUARS)

DATE	OPPONENT	P/S	RUSHING					RECEIVING					W/L	SCORE
			NO.	YDS.	AVG.	LG	TD	NO.	YDS.	AVG.	LG	TD		
09/08	at Dolphins	P	0	0	0.0	0	0	0	0	0.0	0	0	L	17-20
09/15	Browns	P	5	26	5.2	9	0	0	0	0.0	0	0	L	13-18
09/23	at Bills	P	2	12	6.0	11	0	0	0	0.0	0	0	L	10-47
09/29	at Texans	P	2	0	0.0	1	0	0	0	0.0	0	0	L	20-24
10/06	Colts	P	1	1	1.0	1	0	2	9	4.5	9	0	W	37-34
10/13	at Bears	P	6	28	4.7	13	0	2	16	8.0	14	0	L	16-35
10/20	Patriots	S	9	38	4.2	10	0	3	32	10.7	26	0	W	32-16
10/27	Packers	P	1	3	3.0	3	0	1	20	20.0	20	0	L	27-30
11/03	at Eagles	P	2	6	3.0	6	0	0	0	0.0	0	0	L	23-28
11/10	Vikings	P	0	0	0.0	0	0	0	0	0.0	0	0	L	7-12
11/17	at Lions	P	2	3	1.5	3	0	0	0	0.0	0	0	L	6-52
12/01	Texans												L	20-23
12/08	at Titans												W	10-6
12/15	Jets												L	25-32
12/22	at Raiders	P	0	0	0.0	0	0	1	8	8.0	8	0	L	14-19
12/29	Titans	P	0	0	0.0	0	0	2	11	5.5	8	0	W	20-13
2024 TOTALS			13-1	30	117	3.9	13	0	11	96	8.7	26	0	4-12



2023 GAME-BY-GAME REGULAR-SEASON STATISTICS (JAGUARS)

DATE	OPPONENT	P/S	RUSHING					RECEIVING					W/L	SCORE
			NO.	YDS.	AVG.	LG	TD	NO.	YDS.	AVG.	LG	TD		
09/10	at Colts	P	1	-4	-4.0	-4	0	0	0	0.0	0	0	W	31-21
09/17	Chiefs	P	1	8	8.0	8	0	1	9	9.0	9	0	L	9-17
09/24	Texans	P	3	6	2.0	3	0	2	6	3.0	6	0	L	17-37
10/01	Falcons	P	1	-2	-2.0	-2	0	0	0	0.0	0	0	W	23-7
10/08	at Bills	P	0	0	0.0	0	0	0	0	0.0	0	0	W	25-20
10/15	Colts	P	1	19	19.0	19	0	0	0	0.0	0	0	W	37-20
10/19	at Saints	P	0	0	0.0	0	0	0	0	0.0	0	0	W	31-24
10/29	at Steelers	P	2	8	4.0	4	0	0	0	0.0	0	0	W	20-10
11/12	49ers	P	3	12	4.0	5	0	2	28	14.0	15	0	L	3-34
11/19	Titans	P	7	20	2.9	9	0	1	34	34.0	34	0	W	34-14
11/26	at Texans	P	7	19	2.7	7	0	1	42	42.0	42	0	W	24-21
12/04	Bengals	P	5	4	0.8	4	0	1	5	5.0	5	0	L	31-34+
12/10	at Browns	P	3	12	4.0	6	0	2	16	8.0	10	0	L	27-31
12/17	Ravens	P	2	5	2.5	4	0	0	0	0.0	0	0	L	7-23
12/24	at Buccaneers	P	1	2	2.0	2	0	0	0	0.0	0	0	L	12-30
12/31	Panthers	P	3	0	0.0	1	0	0	0	0.0	0	0	W	26-0
01/07	at Titans	P	1	-1	-1.0	-1	0	0	0	0.0	0	0	L	20-28
2023 TOTALS		17-0	41	108	2.6	19	0	10	140	14.0	42	0	9-8	

+ - Overtime





JARRIAN JONES | 22

POSITION: CORNERBACK
HT: 5-11 | **WT:** 190 | **DOB:** 5-8-2001
COLLEGE: FLORIDA STATE
HOMETOWN: MAGEE, MISS.
ACQ: D3-'24
EXP: R

@JarrianJones
 @iamjarrianjones

KEY TRANSACTIONS

- Originally drafted by Jacksonville in the third round (96th overall) in the 2024 draft

PRO

- Jones is one of three rookie defensive backs to have registered at least 1.0 sack and one of two rookie defensive backs to record 1.0 sack and at least one pass defended in a game this season

2024 (Jaguars)

- 12/29 vs. TEN:** Saw action at cornerback and recorded five tackles (four solo)
- 12/22 at L.V.:** Saw action at cornerback and recorded four solo tackles
- 12/15 vs. NYJ:** Started at cornerback and recorded two solo tackles and two passes defended... Became one of three rookie defensive backs to notch two passes defended in back-to-back games this season
- 12/8 at TEN:** Recorded five tackles (two solo), two passes defended and 1.0 sack, all career-highs... His sack marked the first of his career
- 12/1 vs. HOU:** Saw action at cornerback
- 11/17 at DET:** Saw action at cornerback and recorded three tackles (two solo)
- 11/10 vs. MIN:** Posted two solo tackles
- 11/3 at PHI:** Recorded one solo tackle
- 10/27 vs. G.B.:** Started at cornerback and recorded one tackle, one pass defended and one interception... His interception was the first of his career
- 10/20 vs. N.E.:** Posted three solo tackles and one pass defended
- 10/13 at CHI:** Saw action at cornerback and on special teams
- 10/6 vs. IND:** Recorded one tackle and one pass defended
- 9/29 at HOU:** Recorded four tackles (three solo)
- 9/23 at BUF:** Recorded two tackles before exiting with a shoulder injury
- 9/15 vs. CLE:** Saw action at cornerback and recorded three solo tackles
- 9/8 at MIA:** Saw action in his first career game at cornerback and recorded a tackle

COLLEGE

- Appeared in 55 games with 29 starts and recorded 96 tackles, 12 passes defended, five interceptions, 5.5 tackles for loss, two fumble recoveries and 1.0 sack at Florida State
- During his senior season (2023), he was named honorable mention all ACC and was awarded the Bobby Bowden Leadership Award
- First player in FSU history with 1.0 sack, one tackle for loss, one forced fumble, one fumble recovery and one interception in a single game
- Spent the 2019 season at Mississippi State before transferring to Florida State

PERSONAL

- Son of Rhonda Jones and Andrew Jones
- Attended Northwest Rankin High School in Flowood, Mississippi
- Rated as a four-star prospect and No. 13 in Mississippi by 247Sports and ESPN

JARRIAN JONES' NFL REGULAR SEASON DEFENSIVE STATISTICS

DATE	TEAM	GP	TACKLES							INTERCEPTIONS							O. FUMB					ST				MISC		
			GS	TK	S	A	TFL	YDS	SK	YDS	QBH	NO	YDS	LG	TD	PD	FF	FR	TD	YDS	TK	S	A	FF	FR	S	A	
2024	Jaguars	16	3	37	28	9	1	9	1.0	9.0	1	1	0	0	0	7	0	0	0	0	0	0	0	0	0	0	0	0
NFL TOTALS		16	3	37	28	9	1	9	1.0	9.0	1	1	0	0	0	7	0	0	0	0	0	0	0	0	0	0	0	



SINGLE-GAME HIGHS: DEFENSIVE

Total Tackles 5 vs. Tennessee Titans, Dec 29, 2024
 5 at Tennessee Titans, Dec 08, 2024
Solo Tackles 4 vs. Tennessee Titans, Dec 29, 2024
 4 at Las Vegas Raiders, Dec 22, 2024

Passes Defensed 2 vs. New York Jets, Dec 15, 2024
 2 at Tennessee Titans, Dec 08, 2024
Tackles For Loss 1 at Tennessee Titans, Dec 08, 2024

2024 GAME-BY-GAME REGULAR-SEASON STATISTICS (JAGUARS)

DATE	OPPONENT	P/S	TACKLES							INTERCEPTIONS					O. FUMB				ST				MISC				SCORE
			TK	S	A	SK	YDS	TFL	YDS	QBH	NO	YDS	LG	TD	PD	FF	FR	TD	YDS	TK	S	A	FF	FR	S	A	
09/08	at Dolphins	P	1	0	1	0.0	0.0	0	0	0	0	0	0	0	0	0	0	0	0	0	0	0	0	0	0	L	17-20
09/15	Browns	P	3	3	0	0.0	0.0	0	0	0	0	0	0	0	0	0	0	0	0	0	0	0	0	0	0	L	13-18
09/23	at Bills	P	2	2	0	0.0	0.0	0	0	0	0	0	0	0	0	0	0	0	0	0	0	0	0	0	0	L	10-47
09/29	at Texans	P	4	3	1	0.0	0.0	0	0	0	0	0	0	0	0	0	0	0	0	0	0	0	0	0	0	L	20-24
10/06	Colts	P	1	0	1	0.0	0.0	0	0	0	0	0	0	0	1	0	0	0	0	0	0	0	0	0	0	W	37-34
10/13	at Bears	P	0	0	0	0.0	0.0	0	0	0	0	0	0	0	0	0	0	0	0	0	0	0	0	0	0	L	16-35
10/20	Patriots	P	3	3	0	0.0	0.0	0	0	0	0	0	0	0	1	0	0	0	0	0	0	0	0	0	0	W	32-16
10/27	Packers	S	1	0	1	0.0	0.0	0	0	0	0	1	0	0	0	1	0	0	0	0	0	0	0	0	0	L	27-30
11/03	at Eagles	P	1	1	0	0.0	0.0	0	0	0	0	0	0	0	0	0	0	0	0	0	0	0	0	0	0	L	23-28
11/10	Vikings	P	2	2	0	0.0	0.0	0	0	0	0	0	0	0	0	0	0	0	0	0	0	0	0	0	0	L	7-12
11/17	at Lions	P	3	2	1	0.0	0.0	0	0	0	0	0	0	0	0	0	0	0	0	0	0	0	0	0	0	L	6-52
12/01	Texans	S	0	0	0	0.0	0.0	0	0	0	0	0	0	0	0	0	0	0	0	0	0	0	0	0	0	L	20-23
12/08	at Titans	P	5	2	3	1.0	9.0	1	9	1	0	0	0	0	2	0	0	0	0	0	0	0	0	0	0	W	10-6
12/15	Jets	S	2	2	0	0.0	0.0	0	0	0	0	0	0	0	2	0	0	0	0	0	0	0	0	0	0	L	25-32
12/22	at Raiders	P	4	4	0	0.0	0.0	0	0	0	0	0	0	0	0	0	0	0	0	0	0	0	0	0	0	L	14-19
12/29	Titans	P	5	4	1	0.0	0.0	0	0	0	0	0	0	0	0	0	0	0	0	0	0	0	0	0	0	W	20-13
2024 TOTALS			16-3	37	28	9	1.0	9.0	1	9	1	1	0	0	0	7	0	0	0	0	0	0	0	0	0	0	4-12

JARRIAN JONES' COLLEGE DEFENSIVE STATISTICS

DATE	TEAM	GP	TACKLES							INTERCEPTIONS					O. FUMB				ST				MISC				
			GS	TK	S	A	TFL	YDS	SK	YDS	QBH	NO	YDS	LG	TD	PD	FF	FR	TD	YDS	TK	S	A	FF	FR	S	A
2019	Mississippi St.	11	1	12	7	5	0.0	0.0	0.0	0.0	0	0	0	0	2	0	1	0	0	0	0	0	0	0	0	0	0
2020	Florida St.	7	2	17	10	7	0.0	0.0	0.0	0.0	0	0	0	0	1	0	0	0	0	0	0	0	0	0	0	0	0
2021	Florida St.	12	6	22	18	4	0.5	1.0	0.0	0.0	0	1	0	0	2	0	0	0	0	0	0	0	0	0	0	0	0
2022	Florida St.	12	10	19	13	6	0.0	0.0	0.0	0.0	0	1	0	0	4	0	0	0	0	0	0	0	0	0	0	0	0
2023	Florida St.	13	9	25	16	9	5.0	22.0	1.0	13.0	0	3	32	30	1	3	1	1	0	3	0	0	0	0	0	0	0
TOTALS		55	28	95	64	31	5.5	23.0	1.0	13.0	0	5	32	30	1	12	1	2	0	3	0	0	0	0	0	0	0

COLLEGE 2023 GAME-BY-GAME STATISTICS (FLORIDA ST.)

DATE	OPPONENT	P/S	TACKLES							INTERCEPTIONS					O. FUMB				ST				MISC				SCORE
			TK	S	A	SK	YDS	TFL	YDS	QBH	NO	YDS	LG	TD	PD	FF	FR	TD	YDS	TK	S	A	FF	FR	S	A	
09/03	LSU	P	5	4	1	0.0	0.0	0.0	0.0	0	0	0	0	0	0	0	0	0	0	0	0	0	0	0	0	L	24-45
09/09	Southern Miss.	P	1	1	0	0.0	0.0	0.0	0.0	0	1	30	30	1	0	0	0	0	0	0	0	0	0	0	0	W	66-13
09/16	at Boston College	P	3	3	0	0.0	0.0	1.0	1.0	0	0	0	0	0	0	0	0	0	0	0	0	0	0	0	0	W	31-29
09/23	at Clemson	S	1	1	0	0.0	0.0	0.0	0.0	0	0	0	0	0	1	0	0	0	0	0	0	0	0	0	0	W	31-24
10/07	Virginia Tech	S	3	2	1	0.0	0.0	0.0	0.0	0	0	0	0	0	1	0	0	0	0	0	0	0	0	0	0	W	39-17
10/14	Syracuse	S	2	1	1	0.0	0.0	0.0	0.0	0	0	0	0	0	0	0	0	0	0	0	0	0	0	0	0	W	41-3
10/21	Duke	S	1	0	1	0.0	0.0	0.0	0.0	0	0	0	0	0	0	0	0	0	0	0	0	0	0	0	0	W	38-20
10/28	at Wake Forest	S	2	0	2	0.0	0.0	0.0	0.0	0	0	0	0	0	0	0	0	0	0	0	0	0	0	0	0	W	41-16
11/04	at Pittsburgh		DID NOT PLAY (NON-INJURY)																							W	24-7
11/11	Miami (FL)	S	1	0	1	0.0	0.0	0.0	0.0	0	1	0	0	0	0	0	0	0	0	0	0	0	0	0	0	W	27-20
11/18	North Ala.	S	3	3	0	1.0	13.0	3.0	16.0	0	1	2	2	0	0	1	1	0	3	0	0	0	0	0	0	W	58-13
11/25	at Florida	S	2	1	1	0.0	0.0	1.0	5.0	0	0	0	0	0	1	0	0	0	0	0	0	0	0	0	0	W	24-15
12/02	Louisville	S	1	0	1	0.0	0.0	0.0	0.0	0	0	0	0	0	0	0	0	0	0	0	0	0	0	0	0	W	16-6
12/30	Georgia	P	0	0	0	0.0	0.0	0.0	0.0	0	0	0	0	0	0	0	0	0	0	0	0	0	0	0	0	L	3-63
2023 TOTALS			13-9	25	16	9	1.0	13.0	5.0	22.0	0	3	32	30	1	3	1	1	0	3	0	0	0	0	0	0	12-2





MAC JONES | 10

POSITION: QUARTERBACK
HT: 6-3 | **WT:** 220 | **DOB:** 9-5-1998
COLLEGE: ALABAMA
HOMETOWN: JACKSONVILLE, FLA.
ACQ: T (N.E.)-'24
EXP: 4th YEAR

 @MacJones_10
 @macjones_10

KEY TRANSACTIONS:

- Selected in the first round (15th overall) in the 2021 NFL Draft
- Acquired via trade by Jacksonville on 3/14/24

PRO

2024 (Jaguars)

- **12/29 vs. TEN:** Completed 15-of-22 passes for 174 yards and two touchdowns... Rushed for 22 yards on six attempts
- **12/22 at L.V.:** Completed 25-of-29 passes for 247 yards and one touchdown... His 62-yard touchdown pass was the second-longest completion of his career
- **12/15 vs. NYJ:** Completed 31-of-46 pass attempts for 294 yards and two touchdowns... His 31 completions were the second-most in a single game in his career and his 294 passing yards were his highest total as a Jaguar
- **12/8 at TEN:** Completed 23-of-21 passes for 220 yards... Recorded three rushes for a three yards
- **12/1 vs. HOU:** Completed 20-of-32 passes for 235 yards and two touchdowns... Rushed three times for six yards
- **11/17 at DET:** Started at quarterback and completed 17-of-29 passes for 138 yards... Rushed two times for seven yards
- **11/10 vs. MIN:** Completed 14-of-22 passes for 111 yards and rushed for one touchdown in his first start as a Jaguar
- **11/3 at PHI:** Did not play
- **10/27 vs. G.B.:** Did not play
- **10/20 vs. N.E.:** Did not play
- **10/13 at CHI:** Saw action at quarterback and completed 1-of-1 pass for six yards
- **10/6 vs. IND:** Did not play
- **9/29 at HOU:** Did not play
- **9/23 at BUF:** Saw action at quarterback, completing 5-of-8 passes for 22 yards
- **9/15 vs. CLE:** Did not play
- **9/8 at MIA:** Did not play

2023 (Patriots)

- Started in all 11 games he participated in... Completed 224-of-345 passes for 2,120 yards for 10 touchdowns and recorded 96 rushing yards on 26 attempts
- **10/22 vs. BUF:** Recorded 25 completions on 30 attempts for 272 yards and two touchdowns... Posted a season-best completion percentage (83.3)
- **9/10 vs. PHI:** Set a career-high in pass attempts and completions going 35-54 and a season-high three passing touchdowns with three... Threw for 316 yards, marking the fifth time in his career completing over 300 yards in a single game

2022 (Patriots)

- Named co-captain for the 2022 season
- Started in all 14 games he participated in... Completed 288-442 passes for 2,997 yards with 14 touchdowns and recorded 102 rushing yards on 47 attempts
- Posted four games throwing for multiple touchdowns in the regular season
- **11/24 at MIN:** Recorded a career-high 382 passing yards and two touchdowns on 28 completions... Marked the second time recording at least 300 passing yards in a single game
- **9/25 vs. BAL:** Completed 22 passes on 32 attempts for 321 yards

2021 (Patriots)

- Selected to the Pro Bowl and to the PFWA All-Rookie Team
- Started all 17 games and completed 352-of-521 passes for 3,801 yards with 22 touchdowns. Additionally, he had 44 rushing attempts for 129 yards
- He helped lead the Patriots to a 10-7 record and became the 12th rookie quarterback since 1970 to lead his team to a winning record and the eighth to lead his team to 10 or more wins during his rookie season
- **1/25 at BUF:** Completed 24 passes on 38 attempts for 232 yards and two touchdowns in first NFL playoff appearance

COLLEGE

- Started during the 2020 BCS National Championship, where Alabama defeated Ohio State, 52-24
- Consensus first-team All-America and All-SEC first-team selection as a redshirt junior 2020



- Recorded four of the program's 400-plus yard passing performances in team history, most by any one quarterback at Alabama and tied for the most in a single-season in SEC history
- Led all Division I quarterbacks with a school-record 4,500 yards passing on 311-of-402 attempts with 41 touchdown passes and four interceptions in 2020
- Set the NCAA single-season completion percentage record (77.4) in 2020

PERSONAL

- Born Michael McCorkle Jones on September 5, 1998, to parents Gordon and Holly Jones
- Father played tennis at Florida State University and Flagler College. Brother, Will, played soccer at Mercer University, while his sister, Sarah Jane, played tennis for the College of Charleston
- Selected by USA Football to play on the U.S. Under-19 National Team at the 2017 North American Championship against Canada
- Helped lead The Bolles School to the Florida 4A State Championship game as a senior in 2016, passing for 1,532 yards and 29 touchdowns
- Threw for 2,150 yards and 26 touchdowns as a junior in 2015, taking the Bulldogs to the state regional finals

MAC JONES' NFL REGULAR SEASON PASSING STATISTICS

DATE	TEAM	GP	GS	ATT.	CMP.	PCT.	YDS	AVG.	TD	INT.	LG	SK	LST	RATE
2021	Patriots	17	17	521	352	67.6	3,801	7.3	22	13	75t	28	241	92.5
2022	Patriots	14	14	442	288	65.2	2,997	6.8	14	11	48t	34	231	84.8
2023	Patriots	11	11	345	224	64.9	2,120	6.1	10	12	58t	22	127	77.0
2024	Jaguars	9	6	230	151	65.7	1,447	6.3	7	7	62t	12	81	80.5
TOTALS		51	48	1,538	1,015	66.0	10,365	6.7	53	43	75T	96	680	85.0

MAC JONES' NFL POSTSEASON PASSING STATISTICS

DATE	TEAM	GP	GS	ATT.	CMP.	PCT.	YDS	AVG.	TD	INT.	LG	SK	LST	RATE
2021	Patriots	1	1	38	24	63.2	232	6.1	2	2	43	3	16	75.8
TOTALS		1	1	38	24	63.2	232	6.1	2	2	43	3	16	75.8

MAC JONES' NFL REGULAR SEASON RUSHING STATISTICS

DATE	TEAM	NO.	YDS.	AVG.	LG	TD
2021	Patriots	44	129	2.9	13	0
2022	Patriots	47	102	2.2	15	1
2023	Patriots	26	96	3.7	18	0
2024	Jaguars	23	75	3.3	13	1
TOTALS		140	402	2.9	18	2

MAC JONES' NFL POSTSEASON RUSHING STATISTICS

DATE	TEAM	NO.	YDS.	AVG.	LG	TD
2021	Patriots	2	18	9.0	16	0
TOTALS		2	18	9.0	16	0

MAC JONES' NFL REGULAR SEASON PASSING/RUSHING STATISTICS

DATE	TEAM	GP	GS	PASSING											RUSHING				
				ATT.	CMP.	PCT.	YDS	AVG.	TD	INT.	LG	SK	LST	RATE	NO.	YDS.	AVG.	LG	TD
2021	Patriots	17	17	521	352	67.6	3,801	7.3	22	13	75t	28	241	92.5	44	129	2.9	13	0
2022	Patriots	14	14	442	288	65.2	2,997	6.8	14	11	48t	34	231	84.8	47	102	2.2	15	1
2023	Patriots	11	11	345	224	64.9	2,120	6.1	10	12	58t	22	127	77.0	26	96	3.7	18	0
2024	Jaguars	9	6	230	151	65.7	1,447	6.3	7	7	62t	12	81	80.5	23	75	3.3	13	1
TOTALS		51	48	1,538	1,015	66.0	10,365	6.7	53	43	75T	96	680	85.0	140	402	2.9	18	2

MAC JONES' NFL POSTSEASON PASSING/RUSHING STATISTICS

DATE	TEAM	GP	GS	PASSING											RUSHING				
				ATT.	CMP.	PCT.	YDS	AVG.	TD	INT.	LG	SK	LST	RATE	NO.	YDS.	AVG.	LG	TD
2021	Patriots	1	1	38	24	63.2	232	6.1	2	2	43	3	16	75.8	2	18	9.0	16	0
TOTALS		1	1	38	24	63.2	232	6.1	2	2	43	3	16	75.8	2	18	9.0	16	0



SINGLE-GAME HIGHS: QUARTERBACK

Pass Attempts	54 vs. Philadelphia Eagles, Sep 10, 2023 51 vs. New Orleans Saints, Sep 26, 2021	Passer Rating	142.1 vs. Cleveland Browns, Nov 14, 2021 128.1 vs. Jacksonville Jaguars, Jan 02, 2022
Pass Completions	35 vs. Philadelphia Eagles, Sep 10, 2023 31 vs. New York Jets, Dec 15, 2024 ...2 more at 31.	Rush Attempts	7 at New York Jets, Oct 30, 2022 7 at Pittsburgh Steelers, Sep 18, 2022
Yards Passing	382 at Minnesota Vikings, Nov 24, 2022 321 vs. Baltimore Ravens, Sep 25, 2022	Rushing Yards	33 vs. Buffalo Bills, Dec 26, 2021 31 vs. Baltimore Ravens, Sep 25, 2022
TD Passes	3 vs. Philadelphia Eagles, Sep 10, 2023 3 at Buffalo Bills, Jan 08, 2023 ...2 more at 3.	Rushing Average	2.7 at New York Jets, Oct 30, 2022 0.9 at Pittsburgh Steelers, Sep 18, 2022
Long Passes	75t vs. Dallas Cowboys, Oct 17, 2021 62t at Las Vegas Raiders, Dec 22, 2024	Longest Runs	18 vs. Miami Dolphins, Sep 17, 2023 15 vs. Indianapolis Colts, Nov 12, 2023 ...1 more at 15.
Completion Percentage	85.2 vs. New York Jets, Nov 20, 2022 84.6 at Atlanta Falcons, Nov 18, 2021	Rushing TDs	1 vs. Minnesota Vikings, Nov 10, 2024 1 vs. Baltimore Ravens, Sep 25, 2022

SINGLE-GAME HIGHS - POSTSEASON: QUARTERBACK

Pass Attempts	38 at Buffalo Bills, Jan 15, 2022	Completion Percentage	63.2 at Buffalo Bills, Jan 15, 2022
Pass Completions	24 at Buffalo Bills, Jan 15, 2022	Passer Rating	75.8 at Buffalo Bills, Jan 15, 2022
Yards Passing	232 at Buffalo Bills, Jan 15, 2022	Rush Attempts	2 at Buffalo Bills, Jan 15, 2022
TD Passes	2 at Buffalo Bills, Jan 15, 2022	Rushing Yards	18 at Buffalo Bills, Jan 15, 2022
Long Passes	43 at Buffalo Bills, Jan 15, 2022 30 at Buffalo Bills, Jan 15, 2022	Longest Runs	16 at Buffalo Bills, Jan 15, 2022 2 at Buffalo Bills, Jan 15, 2022

300-YARD PASSING GAMES (5): REGULAR SEASON

DATE	TEAM	NO.	YDS.	AVG.	LG	TD
10/24/21	JETS	24	307	12.8	46	2
11/28/21	TITANS	23	310	13.5	41t	2
09/25/22	RAVENS	22	321	14.6	40	0
11/24/22	at Vikings	28	382	13.6	40	2
09/10/23	EAGLES	35	316	9.0	32	3

2024 GAME-BY-GAME REGULAR-SEASON STATISTICS (JAGUARS)

DATE	OPPONENT	P/S	PASSING											RUSHING				W/L	SCORE
			ATT	CMP	YDS	PCT	Y/A	Y/C	TD	INT	LG	SK/YD	RATE	ATT	YDS	LG	TD		
09/08	at Dolphins		DID NOT PLAY (NON-INJURY)															L	17-20
09/15	Browns		DID NOT PLAY (NON-INJURY)															L	13-18
09/23	at Bills	P	8	5	22	62.5	2.8	4.4	0	0	9	1/17	66.7	0	0	0	0	L	10-47
09/29	at Texans		DID NOT PLAY (NON-INJURY)															L	20-24
10/06	Colts		DID NOT PLAY (NON-INJURY)															W	37-34
10/13	at Bears	P	1	1	6	100.0	6.0	6.0	0	0	6	1/10	91.7	0	0	0	0	L	16-35
10/20	Patriots		DID NOT PLAY (NON-INJURY)															W	32-16
10/27	Packers		DID NOT PLAY (NON-INJURY)															L	27-30
11/03	at Eagles		DID NOT PLAY (NON-INJURY)															L	23-28
11/10	Vikings	S	22	14	111	63.6	5.0	7.9	0	2	23	3/24	38.3	5	8	5	1	L	7-12
11/17	at Lions	S	29	17	138	58.6	4.8	8.1	0	1	24	1/9	56.4	2	7	5	0	L	6-52
12/01	Texans	P	32	20	235	62.5	7.3	11.8	2	0	56	0/0	105.6	3	6	5	0	L	20-23
12/08	at Titans	S	31	23	220	74.2	7.1	9.6	0	2	31	1/0	66.6	3	3	3	0	W	10-6
12/15	Jets	S	46	31	294	67.4	6.4	9.5	2	2	41	2/9	81.2	4	29	13	0	L	25-32
12/22	at Raiders	S	39	25	247	64.1	6.3	9.9	1	0	62t	1/11	90.4	0	0	0	0	L	14-19
12/29	Titans	S	22	15	174	68.2	7.9	11.6	2	0	31	2/1	122.2	6	22	9	0	W	20-13
2024 TOTALS			9-6	230	151	1,447	65.7	6.3	9.6	7	7	62T	12/81	80.5	23	75	13	1	4-12



2023 GAME-BY-GAME REGULAR-SEASON STATISTICS (PATRIOTS)

DATE	OPPONENT	P/S	PASSING											RUSHING				SCORE	
			ATT	CMP	YDS	PCT	Y/A	Y/C	TD	INT	LG	SK/YD	RATE	ATT	YDS	LG	TD		W/L
09/10	Eagles	S	54	35	316	64.8	5.9	9.0	3	1	32	2/10	91.3	2	15	8	0	L	20-25
09/17	Dolphins	S	42	31	231	73.8	5.5	7.5	1	1	14	4/31	84.5	5	25	18	0	L	17-24
09/24	at Jets	S	29	15	201	51.7	6.9	13.4	1	0	58t	0/0	85.6	4	13	8	0	W	15-10
10/01	at Cowboys	S	21	12	150	57.1	7.1	12.5	0	2	42	1/0	39.9	3	7	4	0	L	3-38
10/08	Saints	S	22	12	110	54.5	5.0	9.2	0	2	28	2/21	30.5	1	0	0	0	L	0-34
10/15	at Raiders	S	33	24	200	72.7	6.1	8.3	0	1	36	3/19	75.3	1	-1	-1	0	L	17-21
10/22	Bills	S	30	25	272	83.3	9.1	10.9	2	0	34	1/4	126.7	3	11	5	0	W	29-25
10/29	at Dolphins	S	29	19	161	65.5	5.6	8.5	2	1	24t	3/20	88.4	1	-2	-2	0	L	17-31
11/05	Commanders	S	44	24	220	54.5	5.0	9.2	1	1	20	0/0	66.5	3	3	3	0	L	17-20
11/12	Colts	S	20	15	170	75.0	8.5	11.3	0	1	30	5/22	79.2	3	25	15	0	L	6-10
11/26	at Giants	S	21	12	89	57.1	4.2	7.4	0	2	19	1/0	27.8	0	0	0	0	L	7-10
12/03	Chargers																	L	0-6
12/07	at Steelers																	W	21-18
12/17	Chiefs																	L	17-27
12/24	at Broncos																	W	26-23
12/31	at Bills																	L	21-27
01/07	Jets																	L	3-17
2023 TOTALS		11-11	345	224	2,120	64.9	6.1	9.5	10	12	58T	22/127	77.0	26	96	18	0	4-13	





TIM JONES | 15

POSITION: WIDE RECEIVER
HT: 6-1 | **WT:** 200 | **DOB:** 5-15-1998
COLLEGE: SOUTHERN MISSISSIPPI
HOMETOWN: BILOXI, MISS.
ACQ: FA-'21
EXP: 4th YEAR

 @Timnjones5
 @timnjones

KEY TRANSACTIONS

- Originally signed with Jacksonville as an undrafted free agent on 5/1/2021

PRO

2024 (Jaguars)

- 12/29 vs. TEN:** Saw action at wide receiver and recorded 11 yards on one reception
- 12/22 at L.V.:** Saw action at wide receiver and on special teams
- 12/15 vs. NYJ:** Saw action at wide receiver and on special teams
- 12/8 at TEN:** Saw action at wide receiver and on special teams
- 12/1 vs. HOU:** Saw action at wide receiver... Returned one kickoff for 20 yards and combined for one tackle on special teams
- 11/17 at DET:** Saw action at wide receiver and on special teams
- 11/10 vs. MIN:** Saw action at wide receiver
- 11/3 at PHI:** Recorded one reception for 10 yards
- 10/27 vs. G.B.:** Recorded one reception for 20 yards
- 10/20 vs. N.E.:** Saw action at wide receiver and on special teams
- 10/13 at CHI:** Saw action at wide receiver and on special teams, returning one kickoff for 23 yards
- 10/6 vs. IND:** Saw action at wide receiver and on special teams
- 9/29 at HOU:** Saw action at wide receiver and on special teams
- 9/23 at BUF:** Saw action at wide receiver and on special teams
- 9/15 vs. CLE:** Saw action on special teams
- 9/8 at MIA:** Saw action on offense and special teams

2023 (Jaguars)

- Saw action in 17 games with two starts... Hauled in 11 receptions for 83 yards
- 12/24 at T.B.:** Recorded three receptions for 32 yards and saw action on special teams
- 11/12 vs. S.F.:** Posted two receptions for 17 yards and saw action on special teams
- 10/19 at N.O.:** Recorded two receptions for 17 yards, one of which was on a fake punt... Saw action on special teams

2022 (Jaguars)

- Saw action in 17 regular season games with one start and both postseason games... In the regular season he recorded three receptions for 30 yards and three special teams tackles (one solo)... In the postseason he recorded one special teams tackle
- 10/16 at IND:** Saw action at wide receiver and on special teams... Caught one pass for 20 yards
- 10/2 at PHI:** Made his first career NFL start at wide receiver and saw action on special teams

2021 (Jaguars)

- Spent season on the practice squad

COLLEGE

- At Southern Mississippi, played in six games during his senior campaign... Caught 30 passes for 480 yards and a career-best four touchdown receptions during the season... Finished his four-year career fourth in receptions at the school (150)
- Started in all 13 games his junior year and was voted Second Team All-Conference USA... Led the team in receptions (73) and second in receiving yards (902)

PERSONAL

- Second-team Class 6A All-State selection by the Mississippi Association of Coaches at wide receiver
- Selected first-team 4-6A All-Region
- Finished prep career with 209 catches for 3,524 yards and 29 touchdowns
- Jones is an avid fisherman



TIM JONES' NFL REGULAR SEASON RUSHING/RECEIVING STATISTICS

DATE	TEAM	GP	GS	RECEIVING					RUSHING				
				NO.	YDS.	AVG.	LG	TD	NO.	YDS.	AVG.	LG	TD
2021	Jaguars	0	0	0	0	0.0	0	0	0	0	0.0	0	0
2022	Jaguars	17	1	3	30	10.0	20	0	0	0	0.0	0	0
2023	Jaguars	17	2	11	83	7.5	15	0	0	0	0.0	0	0
2024	Jaguars	16	0	3	41	13.7	20	0	0	0	0.0	0	0
NFL TOTALS		50	3	17	154	9.1	20	0	0	0	0.0	0	0

TIM JONES' NFL POSTSEASON RUSHING/RECEIVING STATISTICS

DATE	TEAM	GP	GS	RECEIVING					RUSHING				
				NO.	YDS.	AVG.	LG	TD	NO.	YDS.	AVG.	LG	TD
2022	Jaguars	2	0	0	0	0.0	0	0	0	0	0.0	0	0
NFL TOTALS		2	0	0	0	0.0	0	0	0	0	0.0	0	0

SINGLE-GAME HIGHS: RUSHING/RECEIVING

Receptions	3 at Tampa Bay Buccaneers, Dec 24, 2023 2 vs. San Francisco 49ers, Nov 12, 2023 ...2 more at 2.	All-Purpose Yards	32 at Tampa Bay Buccaneers, Dec 24, 2023 23 at Chicago Bears, Oct 13, 2024
Receiving Yards	32 at Tampa Bay Buccaneers, Dec 24, 2023 20 vs. Green Bay Packers, Oct 27, 2024 ...1 more at 20.	Longest Kickoff Return	23 at Chicago Bears, Oct 13, 2024 20 vs. Houston Texans, Dec 01, 2024
Receiving Average	10.7 at Tampa Bay Buccaneers, Dec 24, 2023	Special Teams Tackles	1 vs. Houston Texans, Dec 01, 2024 1 at New York Jets, Dec 22, 2022 ...2 more at 1.
Longest Receptions	20 vs. Green Bay Packers, Oct 27, 2024 20 at Indianapolis Colts, Oct 16, 2022		

SINGLE-GAME HIGHS - POSTSEASON: RUSHING/RECEIVING

Special Teams Tackles	1 vs. Los Angeles Chargers, Jan 14, 2023
------------------------------	--

2024 GAME-BY-GAME REGULAR-SEASON STATISTICS (JAGUARS)

DATE	OPPONENT	P/S	RECEIVING					RUSHING					W/L	SCORE
			NO.	YDS.	AVG.	LG	TD	NO.	YDS.	AVG.	LG	TD		
09/08	at Dolphins	P	0	0	0.0	0	0	0	0	0.0	0	0	L	17-20
09/15	Browns	P	0	0	0.0	0	0	0	0	0.0	0	0	L	13-18
09/23	at Bills	P	0	0	0.0	0	0	0	0	0.0	0	0	L	10-47
09/29	at Texans	P	0	0	0.0	0	0	0	0	0.0	0	0	L	20-24
10/06	Colts	P	0	0	0.0	0	0	0	0	0.0	0	0	W	37-34
10/13	at Bears	P	0	0	0.0	0	0	0	0	0.0	0	0	L	16-35
10/20	Patriots	P	0	0	0.0	0	0	0	0	0.0	0	0	W	32-16
10/27	Packers	P	1	20	20.0	20	0	0	0	0.0	0	0	L	27-30
11/03	at Eagles	P	1	10	10.0	10	0	0	0	0.0	0	0	L	23-28
11/10	Vikings	P	0	0	0.0	0	0	0	0	0.0	0	0	L	7-12
11/17	at Lions	P	0	0	0.0	0	0	0	0	0.0	0	0	L	6-52
12/01	Texans	P	0	0	0.0	0	0	0	0	0.0	0	0	L	20-23
12/08	at Titans	P	0	0	0.0	0	0	0	0	0.0	0	0	W	10-6
12/15	Jets	P	0	0	0.0	0	0	0	0	0.0	0	0	L	25-32
12/22	at Raiders	P	0	0	0.0	0	0	0	0	0.0	0	0	L	14-19
12/29	Titans	P	1	11	11.0	11	0	0	0	0.0	0	0	W	20-13
2024 TOTALS		16-0	3	41	13.7	20	0	0	0	0.0	0	0	4-12	



2023 GAME-BY-GAME REGULAR-SEASON STATISTICS (JAGUARS)

DATE	OPPONENT	P/S	RECEIVING					RUSHING					W/L	SCORE	
			NO.	YDS.	AVG.	LG	TD	NO.	YDS.	AVG.	LG	TD			
09/10	at Colts	P	0	0	0.0	0	0	0	0	0.0	0	0	0	W	31-21
09/17	Chiefs	P	0	0	0.0	0	0	0	0	0.0	0	0	0	L	9-17
09/24	Texans	P	2	11	5.5	6	0	0	0	0.0	0	0	0	L	17-37
10/01	Falcons	S	1	-1	-1.0	-1	0	0	0	0.0	0	0	0	W	23-7
10/08	at Bills	P	0	0	0.0	0	0	0	0	0.0	0	0	0	W	25-20
10/15	Colts	P	0	0	0.0	0	0	0	0	0.0	0	0	0	W	37-20
10/19	at Saints	P	2	17	8.5	13	0	0	0	0.0	0	0	0	W	31-24
10/29	at Steelers	P	0	0	0.0	0	0	0	0	0.0	0	0	0	W	20-10
11/12	49ers	P	2	17	8.5	12	0	0	0	0.0	0	0	0	L	3-34
11/19	Titans	P	0	0	0.0	0	0	0	0	0.0	0	0	0	W	34-14
11/26	at Texans	P	0	0	0.0	0	0	0	0	0.0	0	0	0	W	24-21
12/04	Bengals	P	0	0	0.0	0	0	0	0	0.0	0	0	0	L	31-34+
12/10	at Browns	P	0	0	0.0	0	0	0	0	0.0	0	0	0	L	27-31
12/17	Ravens	P	0	0	0.0	0	0	0	0	0.0	0	0	0	L	7-23
12/24	at Buccaneers	P	3	32	10.7	15	0	0	0	0.0	0	0	0	L	12-30
12/31	Panthers	P	0	0	0.0	0	0	0	0	0.0	0	0	0	W	26-0
01/07	at Titans	S	1	7	7.0	7	0	0	0	0.0	0	0	0	L	20-28
2023 TOTALS		17-2	11	83	7.5	15	0	0	0	0.0	0	0	0	9-8	

+ - Overtime





TYLER LACY | 93

POSITION: DEFENSIVE TACKLE
HT: 6-4 | **WT:** 279 | **DOB:** 11-10-1999
COLLEGE: OKLAHOMA STATE
HOMETOWN: SACHSE, TEXAS
ACQ: D4-'23
EXP: 2nd YEAR

tylerlacy85
 tylerlacy85

KEY TRANSACTIONS

- Originally drafted by Jacksonville in the fourth round (130th overall) of the 2023 Draft

PRO

2024 (Jaguars)

- 12/29 vs. TEN:** Inactive
- 12/22 at L.V.:** Recorded two tackles (one solo) and one tackle for loss
- 12/15 vs. NYJ:** Recorded two tackles (one solo)
- 12/8 at TEN:** Recorded five tackles (one solo)
- 12/1 vs. HOU:** Saw action at defensive tackle and on special teams
- 11/17 at DET:** Saw action at defensive end and recorded three tackles (two solo) and one tackle for loss
- 11/10 vs. MIN:** Recorded one solo tackle
- 11/3 at PHI:** Started at defensive tackle and recorded a single-game career-high five tackles (two solo)
- 10/27 vs. G.B.:** Recorded four tackles (one solo) and one quarterback hit
- 10/20 vs. N.E.:** Started at defensive tackle and recorded one tackle
- 10/13 at CHI:** Inactive
- 10/6 vs. IND:** Saw action on defense and on special teams
- 9/29 at HOU:** Started at defensive tackle and saw action on special teams
- 9/23 at BUF:** Started at defensive tackle and recorded one tackle
- 9/15 vs. CLE:** Inactive
- 9/8 at MIA:** Saw action on defense and special teams

2023 (Jaguars)

- Appeared in 15 games as a rookie... Finished the season with 12 tackles (five solo), three quarterback hits, one tackle for loss and one pass defended
- 12/24 at T.B.:** Recorded two solo tackles and one tackle for loss
- 12/10 at CLE:** Recorded one quarterback hit and one pass defended
- 11/12 vs. S.F.:** Assisted on three tackles and recorded one quarterback hit

COLLEGE

- Started 44 career games and recorded 113 career tackles (59 solo), 11.5 sacks and three forced fumbles
- Was a three-time All-Big 12 Honorable Mention
- Participated in the 2023 Reese's Senior Bowl

PERSONAL

- Majored in Sports Management

TYLER LACY'S NFL REGULAR SEASON DEFENSIVE STATISTICS

DATE	TEAM	GP	TACKLES					INTERCEPTIONS					O. FUMB				ST				MISC							
			GS	TK	S	A	TFL	YDS	SK	YDS	QBH	NO	YDS	LG	TD	PD	FF	FR	TD	YDS	TK	S	A	FF	FR	S	A	
2023	Jaguars	15	0	12	5	7	1	4	0.0	0.0	3	0	0	0	0	1	0	0	0	0	0	0	0	0	0	0	0	0
2024	Jaguars	13	8	25	10	15	2	3	0.0	0.0	1	0	0	0	0	0	0	0	0	0	0	0	0	0	0	0	0	
NFL TOTALS		28	8	37	15	22	3	7	0.0	0.0	4	0	0	0	0	1	0	0	0	0	0	0	0	0	0	0	0	

SINGLE-GAME HIGHS: DEFENSIVE

Total Tackles 5 at Tennessee Titans, Dec 08, 2024
5 at Philadelphia Eagles, Nov 03, 2024

Solo Tackles 2 at Detroit Lions, Nov 17, 2024
2 at Philadelphia Eagles, Nov 03, 2024
...1 more at 2.

Tackles For Loss 1 at Las Vegas Raiders, Dec 22, 2024
1 at Detroit Lions, Nov 17, 2024
...1 more at 1.



2024 GAME-BY-GAME REGULAR-SEASON STATISTICS (JAGUARS)

DATE	OPPONENT	P/S	TACKLES							INTERCEPTIONS					O. FUMB				ST				MISC		W/L	SCORE		
			TK	S	A	SK	YDS	TFL	YDS	QBH	NO	YDS	LG	TD	PD	FF	FR	TD	YDS	TK	S	A	FF	FR			S	A
09/08	at Dolphins	P	0	0	0	0.0	0.0	0	0	0	0	0	0	0	0	0	0	0	0	0	0	0	0	0	0	L	17-20	
09/15	Browns		ON INACTIVE LIST																								L	13-18
09/23	at Bills	S	1	0	1	0.0	0.0	0	0	0	0	0	0	0	0	0	0	0	0	0	0	0	0	0	0	L	10-47	
09/29	at Texans	S	0	0	0	0.0	0.0	0	0	0	0	0	0	0	0	0	0	0	0	0	0	0	0	0	0	L	20-24	
10/06	Colts	P	1	1	0	0.0	0.0	0	0	0	0	0	0	0	0	0	0	0	0	0	0	0	0	0	0	W	37-34	
10/13	at Bears		ON INACTIVE LIST																								L	16-35
10/20	Patriots	S	1	0	1	0.0	0.0	0	0	0	0	0	0	0	0	0	0	0	0	0	0	0	0	0	0	W	32-16	
10/27	Packers	S	4	1	3	0.0	0.0	0	0	1	0	0	0	0	0	0	0	0	0	0	0	0	0	0	0	L	27-30	
11/03	at Eagles	S	5	2	3	0.0	0.0	0	0	0	0	0	0	0	0	0	0	0	0	0	0	0	0	0	0	L	23-28	
11/10	Vikings	S	1	1	0	0.0	0.0	0	0	0	0	0	0	0	0	0	0	0	0	0	0	0	0	0	0	L	7-12	
11/17	at Lions	S	3	2	1	0.0	0.0	1	1	0	0	0	0	0	0	0	0	0	0	0	0	0	0	0	0	L	6-52	
12/01	Texans	S	0	0	0	0.0	0.0	0	0	0	0	0	0	0	0	0	0	0	0	0	0	0	0	0	0	L	20-23	
12/08	at Titans	P	5	1	4	0.0	0.0	0	0	0	0	0	0	0	0	0	0	0	0	0	0	0	0	0	0	W	10-6	
12/15	Jets	P	2	1	1	0.0	0.0	0	0	0	0	0	0	0	0	0	0	0	0	0	0	0	0	0	0	L	25-32	
12/22	at Raiders	P	2	1	1	0.0	0.0	1	2	0	0	0	0	0	0	0	0	0	0	0	0	0	0	0	0	L	14-19	
12/29	Titans		ON INACTIVE LIST																								W	20-13
2024 TOTALS			13-8	25	10	15	0.0	0.0	2	3	1	0	0	0	0	0	0	0	0	0	0	0	0	0	0	4-12		

2023 GAME-BY-GAME REGULAR-SEASON STATISTICS (JAGUARS)

DATE	OPPONENT	P/S	TACKLES							INTERCEPTIONS					O. FUMB				ST				MISC		W/L	SCORE		
			TK	S	A	SK	YDS	TFL	YDS	QBH	NO	YDS	LG	TD	PD	FF	FR	TD	YDS	TK	S	A	FF	FR			S	A
09/10	at Colts		ON INACTIVE LIST																								W	31-21
09/17	Chiefs	P	1	0	1	0.0	0.0	0	0	0	0	0	0	0	0	0	0	0	0	0	0	0	0	0	0	L	9-17	
09/24	Texans	P	0	0	0	0.0	0.0	0	0	0	0	0	0	0	0	0	0	0	0	0	0	0	0	0	0	L	17-37	
10/01	Falcons	P	0	0	0	0.0	0.0	0	0	0	0	0	0	0	0	0	0	0	0	0	0	0	0	0	0	W	23-7	
10/08	at Bills	P	1	1	0	0.0	0.0	0	0	0	0	0	0	0	0	0	0	0	0	0	0	0	0	0	0	W	25-20	
10/15	Colts	P	0	0	0	0.0	0.0	0	0	0	0	0	0	0	0	0	0	0	0	0	0	0	0	0	0	W	37-20	
10/19	at Saints	P	1	1	0	0.0	0.0	0	0	0	0	0	0	0	0	0	0	0	0	0	0	0	0	0	0	W	31-24	
10/29	at Steelers		ON INACTIVE LIST																								W	20-10
11/12	49ers	P	3	0	3	0.0	0.0	0	0	1	0	0	0	0	0	0	0	0	0	0	0	0	0	0	0	L	3-34	
11/19	Titans	P	2	1	1	0.0	0.0	0	0	0	0	0	0	0	0	0	0	0	0	0	0	0	0	0	0	W	34-14	
11/26	at Texans	P	0	0	0	0.0	0.0	0	0	0	0	0	0	0	0	0	0	0	0	0	0	0	0	0	0	W	24-21	
12/04	Bengals	P	0	0	0	0.0	0.0	0	0	0	0	0	0	0	0	0	0	0	0	0	0	0	0	0	0	L	31-34+	
12/10	at Browns	P	0	0	0	0.0	0.0	0	0	1	0	0	0	0	1	0	0	0	0	0	0	0	0	0	0	L	27-31	
12/17	Ravens	P	1	0	1	0.0	0.0	0	0	0	0	0	0	0	0	0	0	0	0	0	0	0	0	0	0	L	7-23	
12/24	at Buccaneers	P	2	2	0	0.0	0.0	1	4	0	0	0	0	0	0	0	0	0	0	0	0	0	0	0	0	L	12-30	
12/31	Panthers	P	1	0	1	0.0	0.0	0	0	0	0	0	0	0	0	0	0	0	0	0	0	0	0	0	0	W	26-0	
01/07	at Titans	P	0	0	0	0.0	0.0	0	0	1	0	0	0	0	0	0	0	0	0	0	0	0	0	0	0	L	20-28	
2023 TOTALS			15-0	12	5	7	0.0	0.0	1	4	3	0	0	0	0	1	0	0	0	0	0	0	0	0	9-8			

+ - Overtime





JEREMIAH LEDBETTER | 99

POSITION: DEFENSIVE TACKLE
HT: 6-3 | **WT:** 299 | **DOB:** 5-29-1994
COLLEGE: ARKANSAS
HOMETOWN: GAINESVILLE, GA.
ACQ: FA-'21
EXP: 8th YEAR

 @leddy_55
 @leddy5455

KEY TRANSACTIONS

- Originally selected by Detroit in the sixth round (205th overall) of the 2017 Draft
- Signed to Tampa Bay's practice squad on 9/3/18
- Signed to Baltimore's practice squad on 10/2/19
- Signed to Tampa Bay's practice squad on 10/22/19
- Signed to Arizona's practice squad on 9/3/21
- Signed to Jacksonville's practice squad on 11/1/21
- Signed to Jacksonville's active roster on 12/28/22
- Re-signed by Jacksonville on 3/13/24

PRO

2024 (Jaguars)

- **12/29 vs. TEN:** Saw action at defensive tackle and recorded two tackles
- **12/22 at L.V.:** Saw action at defensive tackle and recorded one tackle
- **12/15 vs. NYJ:** Recorded one solo tackle, one tackle for loss, 1.0 sack and one quarterback hit
- **12/8 at TEN:** Saw action at defensive tackle and recorded one solo tackle
- **12/1 vs. HOU:** Saw action at defensive tackle and on special teams
- **11/17 at DET:** Recorded four tackles (two solo) and one tackle for loss... Posted a career-long three-consecutive games registering a tackle for loss
- **11/10 vs. MIN:** Registered three tackles (two solo), one tackle for loss and one quarterback hit
- **11/3 at PHI:** Recorded five tackles (two solo) and one tackle for loss
- **10/27 vs. G.B.:** Recorded a single-game career-high six tackles (four solo) and one quarterback hit
- **10/20 vs. N.E.:** Posted two tackles (both solo) and one tackle for loss
- **10/13 at CHI:** Inactive
- **10/6 vs. IND:** Saw action at defensive tackle and recorded one tackle
- **9/29 at HOU:** Started at defensive tackle and recorded one solo tackle, one tackle for loss, one quarterback hit and 1.0 sack, his first as a Jaguar
- **9/23 at BUF:** Started at defensive tackle and recorded four tackles (three solo) and two tackles for loss... Set his single-game career high in tackles for loss and matched his career highs in both total tackles and solo tackles
- **9/15 vs. CLE:** Started at defensive tackle and recorded three tackles (one solo)
- **9/8 at MIA:** Inactive

2023 (Jaguars)

- Saw action in all 17 games (two starts) and recorded 24 tackles (seven solo), one quarterback hit, one tackle for loss, one pass defensed and one fumble recovery
- **12/10 at CLE:** Recorded four total tackles (two solo), one tackle for loss and one fumble recovery
- **10/15 vs. IND:** Made his first career start on the defensive line and posted three total tackles

2022 (Jaguars)

- Spent most of the season on the practice squad and saw action against the Jets in Week 16
- **12/22 at NYJ:** Saw action on defense

2021 (Jaguars)

- Spent the season on the practice squad

2020 (Buccaneers)

- Appeared in three games and recorded two tackles, including 1.0 sack, one tackle for loss and two QB hits

2019 (Ravens)

- Member of Ravens practice squad

2018 (Buccaneers)



- Appeared in one game and recorded one tackle

2017 (Lions)

- Played in 16 games and recorded six total tackles including 0.5 sack and four QB Hits

COLLEGE

- In two seasons at Arkansas, compiled 104 tackles, including 15.0 for loss and 7.5 sacks... Started 25 of 26 games played
- Played two seasons at Hutchinson Community College (2013-14)... Finished his junior college career with 144 total tackles and 22.5 career sacks... His 22.5 career sacks ranks second in Blue Dragons history

PERSONAL

- Father, Weldon, played running back at Oklahoma from 1979-82 and was selected in the seventh round of the 1983 NFL Draft by the Tampa Bay Buccaneers
- Cousin, Isaac Byrd, played wide receiver at Kansas and was a sixth-round selection by the Tennessee Titans in the 1997 NFL Draft

JEREMIAH LEDBETTER'S NFL REGULAR SEASON DEFENSIVE STATISTICS

DATE	TEAM	GP	TACKLES							INTERCEPTIONS						O. FUMB				ST				MISC					
			GS	TK	S	A	TFL	YDS	SK	YDS	QBH	NO	YDS	LG	TD	PD	FF	FR	TD	YDS	TK	S	A	FF	FR	S	A		
2017	Lions	16	0	14	6	8	0	0	0.5	1.5	4	0	0	0	0	0	0	0	0	0	0	0	0	0	0	0	0	0	
2018	Buccaneers	1	0	1	1	0	0	0	0.0	0.0	0	0	0	0	0	0	0	0	0	0	0	0	0	0	0	0	0	0	
2019	Buccaneers	0	0	0	0	0	0	0	0.0	0.0	0	0	0	0	0	0	0	0	0	0	0	0	0	0	0	0	0	0	
2020	Buccaneers	3	0	3	2	1	1	11	1.0	11.0	2	0	0	0	0	0	0	0	0	0	0	0	0	0	0	0	0	0	
2021	Cardinals	0	0	0	0	0	0	0	0.0	0.0	0	0	0	0	0	0	0	0	0	0	0	0	0	0	0	0	0	0	
Went from Arizona to Jacksonville.																													
2021	Jaguars	0	0	0	0	0	0	0	0.0	0.0	0	0	0	0	0	0	0	0	0	0	0	0	0	0	0	0	0	0	0
2021	TOTAL	0	0	0	0	0	0	0	0.0	0.0	0	0	0	0	0	0	0	0	0	0	0	0	0	0	0	0	0	0	0
2022	Jaguars	1	0	0	0	0	0	0	0.0	0.0	1	0	0	0	0	0	0	0	0	0	0	0	0	0	0	0	0	0	0
2023	Jaguars	17	2	24	7	17	1	0	0.0	0.0	1	0	0	0	0	1	0	1	0	0	0	0	0	0	0	0	0	0	0
2024	Jaguars	14	3	34	19	15	8	28	2.0	15.0	4	0	0	0	0	0	0	0	0	0	0	0	0	0	0	0	0	0	0
NFL TOTALS		52	5	76	35	41	10	39	3.5	27.5	12	0	0	0	0	1	0	1	0	0	0	0	0	0	0	0	0	0	0

SINGLE-GAME HIGHS: DEFENSIVE

- Total Tackles** 6 vs. Green Bay Packers, Oct 27, 2024
5 at Philadelphia Eagles, Nov 03, 2024
- Solo Tackles** 4 vs. Green Bay Packers, Oct 27, 2024
3 at Buffalo Bills, Sep 23, 2024
...1 more at 3.
- Sacks** 1.0 at Detroit Lions, Dec 26, 2020
0.5 at Chicago Bears, Nov 19, 2017
- Fumble Recoveries** 1 at Cleveland Browns, Dec 10, 2023
- Tackles For Loss** 2 at Buffalo Bills, Sep 23, 2024
1 at Detroit Lions, Nov 17, 2024
...6 more at 1.

2024 GAME-BY-GAME REGULAR-SEASON STATISTICS (JAGUARS)

DATE	OPPONENT	P/S	TACKLES							INTERCEPTIONS						O. FUMB				ST				MISC		SCORE						
			TK	S	A	SK	YDS	TFL	YDS	QBH	NO	YDS	LG	TD	PD	FF	FR	TD	YDS	TK	S	A	FF	FR	S		A	W/L				
09/08	at Dolphins		ON INACTIVE LIST																												L	17-20
09/15	Browns	S	3	1	2	0.0	0.0	0	0	0	0	0	0	0	0	0	0	0	0	0	0	0	0	0	0	0	0	0	0	L	13-18	
09/23	at Bills	S	4	3	1	0.0	0.0	2	2	0	0	0	0	0	0	0	0	0	0	0	0	0	0	0	0	0	0	0	L	10-47		
09/29	at Texans	S	1	1	0	1.0	1.0	1	1	1	0	0	0	0	0	0	0	0	0	0	0	0	0	0	0	0	0	L	20-24			
10/06	Colts	P	1	0	1	0.0	0.0	0	0	0	0	0	0	0	0	0	0	0	0	0	0	0	0	0	0	0	W	37-34				
10/13	at Bears		ON INACTIVE LIST																												L	16-35
10/20	Patriots	P	2	2	0	0.0	0.0	1	4	0	0	0	0	0	0	0	0	0	0	0	0	0	0	0	0	0	0	W	32-16			
10/27	Packers	P	6	4	2	0.0	0.0	0	0	1	0	0	0	0	0	0	0	0	0	0	0	0	0	0	0	0	L	27-30				
11/03	at Eagles	P	5	2	3	0.0	0.0	1	2	0	0	0	0	0	0	0	0	0	0	0	0	0	0	0	0	0	L	23-28				
11/10	Vikings	P	3	2	1	0.0	0.0	1	3	1	0	0	0	0	0	0	0	0	0	0	0	0	0	0	0	0	L	7-12				
11/17	at Lions	P	4	2	2	0.0	0.0	1	2	0	0	0	0	0	0	0	0	0	0	0	0	0	0	0	0	0	L	6-52				
12/01	Texans	P	0	0	0	0.0	0.0	0	0	0	0	0	0	0	0	0	0	0	0	0	0	0	0	0	0	0	L	20-23				
12/08	at Titans	P	1	1	0	0.0	0.0	0	0	0	0	0	0	0	0	0	0	0	0	0	0	0	0	0	0	0	W	10-6				
12/15	Jets	P	1	1	0	1.0	14.0	1	14	1	0	0	0	0	0	0	0	0	0	0	0	0	0	0	0	0	L	25-32				
12/22	at Raiders	P	1	0	1	0.0	0.0	0	0	0	0	0	0	0	0	0	0	0	0	0	0	0	0	0	0	0	L	14-19				
12/29	Titans	P	2	0	2	0.0	0.0	0	0	0	0	0	0	0	0	0	0	0	0	0	0	0	0	0	0	0	W	20-13				
2024 TOTALS		14-3	34	19	15	2.0	15.0	8	28	4	0	0	0	0	0	0	0	0	0	0	0	0	0	0	0	0	4-12					



2023 GAME-BY-GAME REGULAR-SEASON STATISTICS (JAGUARS)

DATE	OPPONENT	P/S	TACKLES							INTERCEPTIONS					O. FUMB				ST				MISC		SCORE		
			TK	S	A	SK	YDS	TFL	YDS	QBH	NO	YDS	LG	TD	PD	FF	FR	TD	YDS	TK	S	A	FF	FR		S	A
09/10	at Colts	P	1	0	1	0.0	0.0	0	0	0	0	0	0	0	0	0	0	0	0	0	0	0	0	0	0	W	31-21
09/17	Chiefs	P	0	0	0	0.0	0.0	0	0	0	0	0	0	0	0	0	0	0	0	0	0	0	0	0	0	L	9-17
09/24	Texans	P	4	3	1	0.0	0.0	0	0	0	0	0	0	0	0	0	0	0	0	0	0	0	0	0	0	L	17-37
10/01	Falcons	P	0	0	0	0.0	0.0	0	0	0	0	0	0	0	0	0	0	0	0	0	0	0	0	0	0	W	23-7
10/08	at Bills	P	0	0	0	0.0	0.0	0	0	0	1	0	0	0	0	0	0	0	0	0	0	0	0	0	0	W	25-20
10/15	Colts	S	3	0	3	0.0	0.0	0	0	0	0	0	0	0	0	0	0	0	0	0	0	0	0	0	0	W	37-20
10/19	at Saints	S	3	0	3	0.0	0.0	0	0	0	0	0	0	0	0	0	0	0	0	0	0	0	0	0	0	W	31-24
10/29	at Steelers	P	0	0	0	0.0	0.0	0	0	0	0	0	0	0	0	0	0	0	0	0	0	0	0	0	0	W	20-10
11/12	49ers	P	2	0	2	0.0	0.0	0	0	0	0	0	0	0	0	0	0	0	0	0	0	0	0	0	0	L	3-34
11/19	Titans	P	1	0	1	0.0	0.0	0	0	0	0	0	0	0	0	0	0	0	0	0	0	0	0	0	0	W	34-14
11/26	at Texans	P	0	0	0	0.0	0.0	0	0	0	0	0	0	0	1	0	0	0	0	0	0	0	0	0	0	W	24-21
12/04	Bengals	P	1	0	1	0.0	0.0	0	0	0	0	0	0	0	0	0	0	0	0	0	0	0	0	0	0	L	31-34+
12/10	at Browns	P	4	2	2	0.0	0.0	1	0	0	0	0	0	0	0	1	0	0	0	0	0	0	0	0	0	L	27-31
12/17	Ravens	P	2	2	0	0.0	0.0	0	0	0	0	0	0	0	0	0	0	0	0	0	0	0	0	0	0	L	7-23
12/24	at Buccaneers	P	1	0	1	0.0	0.0	0	0	0	0	0	0	0	0	0	0	0	0	0	0	0	0	0	0	L	12-30
12/31	Panthers	P	1	0	1	0.0	0.0	0	0	0	0	0	0	0	0	0	0	0	0	0	0	0	0	0	0	W	26-0
01/07	at Titans	P	1	0	1	0.0	0.0	0	0	0	0	0	0	0	0	0	0	0	0	0	0	0	0	0	0	L	20-28
2023 TOTALS			17-2	24	7	17	0.0	0.0	1	0	1	0	0	0	0	1	0	1	0	0	0	0	0	0	0	9-8	

+ - Overtime

2020 GAME-BY-GAME POSTSEASON STATISTICS (BUCCANEERS)

DATE	OPPONENT	P/S	TACKLES							INTERCEPTIONS					O. FUMB				ST				MISC		SCORE		
			TK	S	A	SK	YDS	TFL	YDS	QBH	NO	YDS	LG	TD	PD	FF	FR	TD	YDS	TK	S	A	FF	FR		S	A
01/09	at Football Team																									W	31-23
01/17	at Saints																									W	30-20
01/24	at Packers																									W	31-26
02/07	Chiefs																									W	31-9
2020 TOTALS			0	0	0	0.0	0.0	0	0	0	0	0	0	0	0	0	0	0	0	0	0	0	0	0	0	4-0	





CAM LITTLE | 39

POSITION: KICKER
HT: 6-1 | WT: 172 | DOB: 8-17-2003
COLLEGE: ARKANSAS
HOMETOWN: MOORE, OKLA.
ACQ: D6-'24
EXP: R

@cameronglitt
 cameronglitt



KEY TRANSACTIONS

- Originally drafted by Jacksonville in the sixth round (212th overall) in the 2024 draft

PRO

- Little's current 92.3 field goal percentage is the highest in franchise history (min. 25 attempts)
- Little is tied-second with K Josh Scobee for most field goals made by a rookie in franchise history (24)
- Little's three field goals from 50-plus yards are tied for the most by a rookie kicker in franchise history (Jason Myers, 2015)

2024 (Jaguars)

- 12/29 vs. TEN:** Made two-of-two field goal attempts
- 12/22 at L.V.:** Made two-of-two extra point attempts
- 12/15 vs. NYJ:** Made a career-high four field goals on four attempts... Became one of two rookie kickers to make four attempts in a single game this season (Joshua Karty, LAR)
- 12/9 at TEN:** Made one-of-one attempt from 23 yards
- 12/1 vs. HOU:** Made two-of-three field goal attempts
- 11/17 at DET:** Made two-of-two field goal attempts including one from 59 yards, tied for the longest field goal in franchise history... Improved to three-for-three on field goals from 50-plus yards... His streak of 13 consecutive field goals made was the longest streak of field goals made by a rookie in franchise history
- 11/10 vs. MIN:** Made his only extra-point attempt
- 11/3 at PHI:** Made his only extra-point attempt
- 10/27 vs. G.B.:** Made two-of-two field goal attempts from 39 and 47 yards... His 13 field goals were the most by any Jaguars rookie through their first eight games
- 10/20 vs. N.E.:** Made his only field goal attempt from 21 yards
- 10/13 at CHI:** Made his only field goal attempt from 30 yards
- 10/6 vs. IND:** Made three-of-three field goals, including a 49-yard attempt to give the Jaguars the lead with 17 seconds remaining in the game
- 9/29 at HOU:** Made two-of-two field goals from 41 and 52 yards... Became the only rookie kicker in franchise history to record two field goals of at least 50 yards in his first four games
- 9/23 at BUF:** Made his only field goal attempt from 41 yards
- 9/15 vs. CLE:** Made two-of-three field goals
- 9/8 at MIA:** Made his only field goal attempt of the day from 53 yards... Became the only rookie in Jaguars history to make a 50-plus yard field goal in his NFL debut

COLLEGE

- Named 2023 First-Team All-SEC, 2022 Fall SEC Academic Honor Roll, 2021 Freshman All-American (PFF, FWAA, The Athletic), 2021 SEC All-Freshman Team (Coaches), and 2021 First-Year SEC Academic Honor Roll
- Converted 53 field goals on 64 attempts (82.8%) and converted 100% of his extra point attempts (129)... His 82.8 field goal percentage ranks first in school history
- Converted seven 50+ yard field goals which is the second most in school history

PERSONAL

- Son of Ronda and Todd Little
- Rated as a five-star kicker and punter in 2020
- Often volunteers in support of the Down syndrome community

CAM LITTLE'S NFL REGULAR SEASON KICKING STATISTICS

DATE	TEAM	GP	FGM	FGA	PCT.	LG	XP	XPA	PCT.	BLK	PTS
2024	Jaguars	16	24	26	92.3	59	25	25	100.0	0	97
NFL TOTALS		16	24	26	92.3	59	25	25	100.0	0	97



CAM LITTLE'S NFL REGULAR SEASON FIELD-GOAL ACCURACY STATISTICS

DATE	TEAM	1-19	PCT.	20-29	PCT.	30-39	PCT.	40-49	PCT.	50+	PCT.
2024	Jaguars	0-0	0.0	7-7	100.0	6-6	100.0	8-9	88.9	3-4	75.0
NFL TOTALS		0-0	0.0	7-7	100.0	6-6	100.0	8-9	88.9	3-4	75.0

SINGLE-GAME HIGHS: KICKER

Field Goals Made	4 vs. New York Jets, Dec 15, 2024 3 vs. Indianapolis Colts, Oct 06, 2024	PAT Attempts	4 vs. Indianapolis Colts, Oct 06, 2024 3 vs. Green Bay Packers, Oct 27, 2024 ...1 more at 3.
Field Goal Attempts	4 vs. New York Jets, Dec 15, 2024 3 vs. Houston Texans, Dec 01, 2024 ...2 more at 3.	Points	13 vs. New York Jets, Dec 15, 2024 13 vs. Indianapolis Colts, Oct 06, 2024
Longest Field Goals Made	59 at Detroit Lions, Nov 17, 2024 53 at Miami Dolphins, Sep 08, 2024	Kickoff Average	65.0 vs. New York Jets, Dec 15, 2024 65.0 vs. Houston Texans, Dec 01, 2024 ...3 more at 65.0.
Longest Field Goal Attempts	59 at Detroit Lions, Nov 17, 2024 55 vs. Houston Texans, Dec 01, 2024	Field Goal Percentage	100.0 vs. New York Jets, Dec 15, 2024
PATs Made	4 vs. Indianapolis Colts, Oct 06, 2024 3 vs. Green Bay Packers, Oct 27, 2024 ...1 more at 3.	Touchbacks	7 vs. Indianapolis Colts, Oct 06, 2024 6 vs. New York Jets, Dec 15, 2024 ...1 more at 6.

2024 GAME-BY-GAME REGULAR-SEASON STATISTICS (JAGUARS)

DATE	OPPONENT	P	FIELD GOALS				EXTRA POINTS						SCORE
			FGM	FGA	PCT	LG	XP	XPA	PCT	BLK	PTS	W/L	
09/08	at Dolphins	P	1	1	100.0	53	2	2	100.0	0	5	L	17-20
09/15	Browns	P	2	3	66.7	25	1	1	100.0	0	7	L	13-18
09/23	at Bills	P	1	1	100.0	41	1	1	100.0	0	4	L	10-47
09/29	at Texans	P	2	2	100.0	52	2	2	100.0	0	8	L	20-24
10/06	Colts	P	3	3	100.0	49	4	4	100.0	0	13	W	37-34
10/13	at Bears	P	1	1	100.0	30	1	1	100.0	0	4	L	16-35
10/20	Patriots	P	1	1	100.0	21	3	3	100.0	0	6	W	32-16
10/27	Packers	P	2	2	100.0	47	3	3	100.0	0	9	L	27-30
11/03	at Eagles	P	0	0	0.0	0	1	1	100.0	0	1	L	23-28
11/10	Vikings	P	0	0	0.0	0	1	1	100.0	0	1	L	7-12
11/17	at Lions	P	2	2	100.0	59	0	0	0.0	0	6	L	6-52
12/01	Texans	P	2	3	66.7	33	0	0	0.0	0	6	L	20-23
12/08	at Titans	P	1	1	100.0	23	1	1	100.0	0	4	W	10-6
12/15	Jets	P	4	4	100.0	43	1	1	100.0	0	13	L	25-32
12/22	at Raiders	P	0	0	0.0	0	2	2	100.0	0	2	L	14-19
12/29	Titans	P	2	2	100.0	48	2	2	100.0	0	8	W	20-13
2024 TOTALS			16	24	92.3	59	25	25	100.0	0	97	4-12	

CAM LITTLE'S COLLEGE KICKING STATISTICS

DATE	TEAM	GP	FGM	FGA	PCT.	LG	XP	XPA	PCT.	BLK	PTS
2021	Arkansas	13	20	24	83.3	51	46	46	100.0	0	106
2022	Arkansas	12	12	15	80.0	51	45	45	100.0	0	81
2023	Arkansas	12	20	24	83.3	56	33	33	100.0	0	93
TOTALS		37	52	63	82.5	56	124	124	100.0	0	280

CAM LITTLE'S COLLEGE FIELD-GOAL ACCURACY STATISTICS

DATE	TEAM	1-19	PCT.	20-29	PCT.	30-39	PCT.	40-49	PCT.	50+	PCT.
2021	Arkansas	0-0	0.0	7-7	100.0	6-7	85.7	6-7	85.7	1-3	33.3
2022	Arkansas	0-0	0.0	4-4	100.0	5-5	100.0	1-3	33.3	2-3	66.7
2023	Arkansas	0-0	0.0	7-7	100.0	4-5	80.0	5-7	71.4	4-5	80.0
TOTALS		0-0	0.0	18-18	100.0	15-17	88.2	12-17	70.6	7-11	63.6



COLLEGE 2023 GAME-BY-GAME STATISTICS (ARKANSAS)

DATE	OPPONENT		FIELD GOALS				EXTRA POINTS				PTS	W/L	SCORE
			FGM	FGA	PCT	LG	XP	XPA	PCT	BLK			
09/02	Western Caro.	P	0	0	0.0	0	8	8	100.0	0	8	W	56-13
09/09	Kent St.	P	0	0	0.0	0	4	4	100.0	0	4	W	7-3
09/16	BYU	P	1	2	50.0	26	4	4	100.0	0	7	L	31-38
09/23	at LSU	P	3	3	100.0	40	2	2	100.0	0	11	L	31-34
09/30	at Texas A&M	P	3	3	100.0	52	1	1	100.0	0	10	L	22-34
10/07	at Ole Miss	P	2	2	100.0	56	2	2	100.0	0	8	L	20-27
10/14	at Alabama	P	2	2	100.0	55	1	1	100.0	0	7	L	21-24
10/21	Mississippi St.	P	1	1	100.0	24	0	0	0.0	0	3	L	3-7
11/04	at Florida	P	4	5	80.0	49	3	3	100.0	0	15	W	39-36
11/11	Auburn	P	1	1	100.0	39	1	1	100.0	0	4	L	10-48
11/18	FIU	P	3	5	60.0	41	5	5	100.0	0	14	W	44-20
11/24	Missouri	P	0	0	0.0	0	2	2	100.0	0	2	L	14-48
2023 TOTALS		12	20	24	83.3	56	33	33	100.0	0	93	4-8	





WALKER LITTLE | 72

POSITION: OFFENSIVE LINEMAN
HT: 6-7 | **WT:** 325 | **DOB:** 4-1-1999
COLLEGE: STANFORD
HOMETOWN: HOUSTON, TEXAS
ACQ: D2-'21
EXP: 4th YEAR

 @walkerlittle45
 @walker_little

KEY TRANSACTIONS

- Originally drafted by Jacksonville in the second round (45th overall) in the 2021 draft
- Signed a contract extension with Jacksonville on 12/1/24

PRO

2024 (Jaguars)

- **12/29 vs. TEN:** Inactive due to injury
- **12/22 at L.V.:** Started at left tackle before exiting due to injury
- **12/15 vs. NYJ:** Started at left tackle and played 83-of-84 offensive snaps
- **12/8 at TEN:** Started at left tackle and played all 59 offensive snaps
- **12/1 vs. HOU:** Started at left tackle and played all 70 offensive snaps
- **11/17 at DET:** Started at left tackle and played all 48 offensive snaps
- **11/10 vs. MIN:** Started at left tackle and played all 44 offensive snaps
- **11/3 at PHI:** Started at left tackle and played all 54 offensive snaps
- **10/27 vs. G.B.:** Started at left tackle and played all 57 offensive snaps
- **10/20 vs. N.E.:** Saw action at left tackle and played 56-of-61 offensive snaps
- **10/13 at CHI:** Saw action at offensive tackle and on special teams
- **10/6 vs. IND:** Saw action on offense and special teams
- **9/29 at HOU:** Saw action on special teams
- **9/23 at BUF:** Saw action on offense and special teams
- **9/15 vs. CLE:** Saw action on offense and special teams
- **9/8 at MIA:** Saw action on special teams

2023 (Jaguars)

- Saw action in 14 games with 11 starts... Seven starts at left tackle and four at left guard
- **11/26 at HOU:** Started at left guard and played all 76 offensive snaps... Switched to left tackle in the first quarter due to an injury on the offensive line... Saw action on special teams
- **9/24 vs. HOU:** Started at left tackle and played all 73 offensive snaps and five special teams snaps
- **9/10 at IND:** Started at left tackle and played all 70 offensive snaps and five special teams snaps

2022 (Jaguars)

- Saw action in all 17 regular season games with three starts and started both postseason games
- **1/14 vs. LAC:** Started at left tackle and played all 74 offensive snaps and three special teams snaps
- **12/22 at NYJ:** Started at left tackle and played all 72 offensive snaps and six special teams snaps

2021 (Jaguars)

- Appeared in nine games with three starts as a rookie
- **1/9 vs. IND:** Started at left tackle and played all 68 offensive snaps
- **11/7 vs. BUF:** Started at left tackle for the first time in his career and played all 61 offensive snaps... Replaced an injured Cam Robinson
- **10/17 vs. MIA:** Saw action on RB James Robinson's 1-yard touchdown run in the second quarter... Helped Robinson score a rushing TD in his fourth straight game

COLLEGE

- Started 13 games in 2018 and earned All-Pac 12 First Team honors as a sophomore in 2018 prior to missing the 2019 season (knee injury)
- Opted out of the 2020 season due to COVID-19
- Voted Pac-12 Freshman Co-Offensive Player of the year as well as All-Pac-12 honorable mention in 2017
- Helped Bryce Love set single-game school record with 301 rushing yards (vs. Arizona State) in third career start
- Stanford's first true freshman to start at left tackle since 2000 (Kirk Chambers)

PERSONAL

- Is one-quarter Jamaican from his maternal grandmother and has visited Jamaica throughout his high school and college years
- Led his high school (Episcopal) to a state title in 2014
- Grandfather, Gene Little, played football at Rice and professionally for the New York Giants
- Uncle, Jack Little, played football at Texas A&M and professionally for the Baltimore Colts



WALKER LITTLE'S NFL REGULAR SEASON STATISTICS

DATE	TEAM	GP	GS
2021	Jaguars	9	3
2022	Jaguars	17	3
2023	Jaguars	14	11
2024	Jaguars	15	8
NFL TOTALS		55	25

WALKER LITTLE'S NFL POSTSEASON STATISTICS

DATE	TEAM	GP	GS
2022	Jaguars	2	2
NFL TOTALS		2	2

2024 GAME-BY-GAME REGULAR-SEASON STATISTICS (JAGUARS)

DATE	OPPONENT	P/S	W/L	SCORE
09/08	at Dolphins	P	L	17-20
09/15	Browns	P	L	13-18
09/23	at Bills	P	L	10-47
09/29	at Texans	P	L	20-24
10/06	Colts	P	W	37-34
10/13	at Bears	P	L	16-35
10/20	Patriots	P	W	32-16
10/27	Packers	S	L	27-30
11/03	at Eagles	S	L	23-28
11/10	Vikings	S	L	7-12
11/17	at Lions	S	L	6-52
12/01	Texans	S	L	20-23
12/08	at Titans	S	W	10-6
12/15	Jets	S	L	25-32
12/22	at Raiders	S	L	14-19
12/29	Titans		W	20-13
			ON INACTIVE LIST	
2024 TOTALS		15-8	4-12	

2023 GAME-BY-GAME REGULAR-SEASON STATISTICS (JAGUARS)

DATE	OPPONENT	P/S	W/L	SCORE
09/10	at Colts	S	W	31-21
09/17	Chiefs	S	L	9-17
09/24	Texans	S	L	17-37
10/01	Falcons	S	W	23-7
10/08	at Bills	S	W	25-20
10/15	Colts		W	37-20
10/19	at Saints		W	31-24
10/29	at Steelers	P	W	20-10
11/12	49ers	S	L	3-34
11/19	Titans	S	W	34-14
11/26	at Texans	S	W	24-21
12/04	Bengals	S	L	31-34+
12/10	at Browns		L	27-31
12/17	Ravens	S	L	7-23
12/24	at Buccaneers	S	L	12-30
12/31	Panthers	P	W	26-0
01/07	at Titans	P	L	20-28
			ON INACTIVE LIST	
2023 TOTALS		14-11	9-8	

+ - Overtime





DEVIN LLOYD | 33

POSITION: LINEBACKER

HT: 6-3 | WT: 235 | DOB: 9-30-1998

COLLEGE: UTAH

HOMETOWN: CHULA VISTA, CALIF.

ACQ: D1-'22

EXP: 3rd YEAR

 @DevinLloyd_

 @devinlloyd_

KEY TRANSACTIONS

- Originally drafted by Jacksonville in the first round (27th overall) in the 2022 draft

PRO

2024 (Jaguars)

- 12/29 vs. TEN:** Recorded six tackles (four solo), one pass defended and one interception... His interception marked his fourth of his career, and tied Hardy Nickerson for sixth in franchise history in interceptions among linebackers
- 12/22 at L.V.:** Recorded seven tackles (five solo)
- 12/15 vs. NYJ:** Started at linebacker and recorded one tackle and one quarterback hit
- 12/8 at TEN:** Started at linebacker and recorded eight tackles (one solo)... Notched his fifth-consecutive game with five-plus tackles
- 12/1 vs. HOU:** Recorded seven tackles (three solo), one tackle for loss, one quarterback hit and one pass defended
- 11/17 at DET:** Started at linebacker and recorded five tackles (three solo)
- 11/10 vs. MIN:** Recorded a single-game career-high 16 tackles (nine solo)... Tied for third-most in the NFL this season and tied for fifth-most in franchise history in single-game tackles
- 11/3 at PHI:** Recorded eight tackles (seven solo)
- 10/27 vs. G.B.:** Posted three tackles (two solo) and one tackle for loss
- 10/20 vs. N.E.:** Recorded 11 tackles (five solo), one tackle for loss, one quarterback hit and 1.0 sack... His sack is the first of his career
- 10/13 at CHI:** Recorded nine tackles (four solo) and one tackle for loss
- 10/6 vs. IND:** Recorded six tackles (two solo)
- 9/29 at HOU:** Inactive due to injury
- 9/23 at BUF:** Started at linebacker and recorded four tackles (one solo)
- 9/15 vs. CLE:** Recorded eight total tackles (five solo), two passes defended, one quarterback hit and one forced fumble... Notched his 16th-straight game with at least five tackles, the eighth-longest streak of games with five-plus tackles in Jaguars history
- 9/8 at MIA:** Started at linebacker and recorded nine tackles (seven solo) and one tackle for loss

2023 (Jaguars)

- Played in and started 15 games... Recorded 127 tackles (75 solo), seven passes defended, two tackles for loss, two fumble recoveries and one quarterback hit
- 11/26 at HOU:** Recorded eight total tackles (six solo) with one tackle for loss and one pass defended... Achieved 100 career solo tackles
- 11/12 vs. S.F.:** Recorded 10 total tackles (seven solo) and saw action on special teams... Tied for the third-most single-game tackles against the 49ers in team history
- 9/10 at IND:** Started at linebacker and recorded his third career fumble recovery in the season debut

2022 (Jaguars)

- Started 15 out of 17 regular season games and started both postseason games... In the regular season he posted 115 tackles (59 solo), eight passes defended, three interceptions, and two fumble recoveries... In the postseason he posted 13 tackles (seven solo), two quarterback hits, one tackle for loss, and one pass defended... Lloyd's three interceptions tied for the most interceptions by a linebacker in the 2022 season
- Voted the Defensive Rookie of the Month for September after posting 24 total tackles, six passes defended and two interceptions
- 10/2 at PHI:** Started at linebacker and recorded a career-high 14 tackles (four solo)
- 9/25 at LAC:** Posted an INT in his second consecutive game and is leading all NFL rookies in INTs... He is the first rookie in franchise history to record two INTs in their first three career games... Recorded seven tackles (five solo) and three passes defended
- 9/18 vs. IND:** Recorded a team-high six tackles (three solo) and one pass defended... Posted his first career interception in his second career game
- 9/11 at WAS:** Started at linebacker and recorded a team-high 11 tackles (8 solo) in his NFL debut... 11 tackles is the most by a player in his NFL debut since LB Devin Bush recorded 11 tackles in 2019

COLLEGE

- 47 career games as a Ute with 32 starts
- 2021 Consensus All-America, the tenth such Ute in program history
- Finished his career with 43 tackles for loss, fourth-most in program history
- Tied for second-most TFLs in a season (22 in 2021)
- Finished the 2021 season as the only active Pac-12 player with three career interception return TDs
- One of six Utes all-time with three-plus career interception return TDs



- Three games in 2021 with a 90-plus grade by PFF, leading all linebackers nationally
- Ten career All-America accolades, including eight First Team honors in 2021
- Two-time Butkus Award Finalist (2020, 2021)

PERSONAL

- In July 2024, participated on a mission trip to Zimbabwe
- Attended the 2023 UK Player Tour with WR Jamal Agnew, OLB Josh Hines-Allen, and six other players from different teams around the league
- Son of Joe Lloyd and Ronyta Johnson
- Both his mother and his father served in the military
- Communications major
- Born in Kansas City

DEVIN LLOYD'S NFL REGULAR SEASON DEFENSIVE STATISTICS

DATE	TEAM	GP	TACKLES							INTERCEPTIONS							O. FUMB				ST			MISC			
			GS	TK	S	A	TFL	YDS	SK	YDS	QBH	NO	YDS	LG	TD	PD	FF	FR	TD	YDS	TK	S	A	FF	FR	S	A
2022	Jaguars	17	15	115	59	56	0	0	0.0	0.0	2	3	42	19	0	8	0	2	0	28	0	0	0	0	0	0	0
2023	Jaguars	15	15	127	75	52	2	3	0.0	0.0	1	0	0	0	0	7	0	2	0	13	0	0	0	0	0	0	
2024	Jaguars	15	15	107	57	50	5	16	1.0	5.0	4	1	3	3	0	4	1	0	0	0	0	0	0	0	0	0	
NFL TOTALS		47	45	349	191	158	7	19	1.0	5.0	7	4	45	19	0	19	1	4	0	41	0	0	0	0	0	0	

DEVIN LLOYD'S NFL POSTSEASON DEFENSIVE STATISTICS

DATE	TEAM	GP	TACKLES							INTERCEPTIONS							O. FUMB				ST			MISC		
			GS	TK	S	A	TFL	YDS	SK	YDS	QBH	NO	YDS	LG	TD	PD	FF	FR	TD	YDS	TK	S	A	FF	FR	S
2022	Jaguars	2	2	13	7	6	1	0	0.0	0.0	2	0	0	0	0	1	0	0	0	0	0	0	0	0	0	0
NFL TOTALS		2	2	13	7	6	1	0	0.0	0.0	2	0	0	0	0	1	0	0	0	0	0	0	0	0	0	0

SINGLE-GAME HIGHS: DEFENSIVE

Total Tackles	16 vs. Minnesota Vikings, Nov 10, 2024 14 at Philadelphia Eagles, Oct 02, 2022	Fumble Recoveries	1 at Cleveland Browns, Dec 10, 2023 1 at Indianapolis Colts, Sep 10, 2023 ...2 more at 1.
Solo Tackles	9 vs. Minnesota Vikings, Nov 10, 2024 8 vs. Baltimore Ravens, Dec 17, 2023 ...2 more at 8.	Tackles For Loss	1 vs. Houston Texans, Dec 01, 2024 1 vs. Green Bay Packers, Oct 27, 2024 ...5 more at 1.
Sacks	1.0 vs. New England Patriots, Oct 20, 2024	Interceptions	1 vs. Tennessee Titans, Dec 29, 2024 1 at New York Jets, Dec 22, 2022 ...2 more at 1.
Passes Defensed	3 at Los Angeles Chargers, Sep 25, 2022 3 vs. Indianapolis Colts, Sep 18, 2022	Interception Return Yards	19 at New York Jets, Dec 22, 2022 13 vs. Indianapolis Colts, Sep 18, 2022
Forced Fumbles	1 vs. Cleveland Browns, Sep 15, 2024	Longest Opp Fumble Return	17 at Kansas City Chiefs, Nov 13, 2022 13 at Cleveland Browns, Dec 10, 2023

SINGLE-GAME HIGHS - POSTSEASON: DEFENSIVE

Total Tackles	8 at Kansas City Chiefs, Jan 21, 2023 5 vs. Los Angeles Chargers, Jan 14, 2023	Passes Defensed	1 vs. Los Angeles Chargers, Jan 14, 2023
Solo Tackles	4 vs. Los Angeles Chargers, Jan 14, 2023 3 at Kansas City Chiefs, Jan 21, 2023	Tackles For Loss	1 vs. Los Angeles Chargers, Jan 14, 2023



2024 GAME-BY-GAME REGULAR-SEASON STATISTICS (JAGUARS)

DATE	OPPONENT	P/S	TACKLES									INTERCEPTIONS					O. FUMB				ST				MISC		SCORE	
			TK	S	A	SK	YDS	TFL	YDS	QBH	NO	YDS	LG	TD	PD	FF	FR	TD	YDS	TK	S	A	FF	FR	S	A		W/L
09/08	at Dolphins	S	9	7	2	0.0	0.0	1	3	0	0	0	0	0	0	0	0	0	0	0	0	0	0	0	0	L	17-20	
09/15	Browns	S	8	5	3	0.0	0.0	0	0	1	0	0	0	0	2	1	0	0	0	0	0	0	0	0	L	13-18		
09/23	at Bills	S	4	1	3	0.0	0.0	0	0	0	0	0	0	0	0	0	0	0	0	0	0	0	0	0	L	10-47		
09/29	at Texans		ON INACTIVE LIST																								L	20-24
10/06	Colts	S	6	2	4	0.0	0.0	0	0	0	0	0	0	0	0	0	0	0	0	0	0	0	0	0	W	37-34		
10/13	at Bears	S	9	4	5	0.0	0.0	1	2	0	0	0	0	0	0	0	0	0	0	0	0	0	0	0	L	16-35		
10/20	Patriots	S	11	5	6	1.0	5.0	1	5	1	0	0	0	0	0	0	0	0	0	0	0	0	0	0	W	32-16		
10/27	Packers	S	3	2	1	0.0	0.0	1	2	0	0	0	0	0	0	0	0	0	0	0	0	0	0	0	L	27-30		
11/03	at Eagles	S	8	6	2	0.0	0.0	0	0	0	0	0	0	0	0	0	0	0	0	0	0	0	0	0	L	23-28		
11/10	Vikings	S	16	9	7	0.0	0.0	0	0	0	0	0	0	0	0	0	0	0	0	0	0	0	0	0	L	7-12		
11/17	at Lions	S	5	3	2	0.0	0.0	0	0	0	0	0	0	0	0	0	0	0	0	0	0	0	0	0	L	6-52		
12/01	Texans	S	6	3	3	0.0	0.0	1	4	1	0	0	0	0	1	0	0	0	0	0	0	0	0	0	L	20-23		
12/08	at Titans	S	8	1	7	0.0	0.0	0	0	0	0	0	0	0	0	0	0	0	0	0	0	0	0	0	W	10-6		
12/15	Jets	S	1	0	1	0.0	0.0	0	0	1	0	0	0	0	0	0	0	0	0	0	0	0	0	0	L	25-32		
12/22	at Raiders	S	7	5	2	0.0	0.0	0	0	0	0	0	0	0	0	0	0	0	0	0	0	0	0	0	L	14-19		
12/29	Titans	S	6	4	2	0.0	0.0	0	0	0	1	3	3	0	1	0	0	0	0	0	0	0	0	0	W	20-13		
2024 TOTALS			15-15	107	57	50	1.0	5.0	5	16	4	1	3	3	0	4	1	0	0	0	0	0	0	0	0	4-12		

2023 GAME-BY-GAME REGULAR-SEASON STATISTICS (JAGUARS)

DATE	OPPONENT	P/S	TACKLES									INTERCEPTIONS					O. FUMB				ST				MISC		SCORE	
			TK	S	A	SK	YDS	TFL	YDS	QBH	NO	YDS	LG	TD	PD	FF	FR	TD	YDS	TK	S	A	FF	FR	S	A		W/L
09/10	at Colts	S	3	1	2	0.0	0.0	0	0	0	0	0	0	0	0	0	1	0	0	0	0	0	0	0	W	31-21		
09/17	Chiefs	S	11	5	6	0.0	0.0	0	0	0	0	0	0	0	2	0	0	0	0	0	0	0	0	0	L	9-17		
09/24	Texans	S	5	2	3	0.0	0.0	0	0	0	0	0	0	0	1	0	0	0	0	0	0	0	0	0	L	17-37		
10/01	Falcons		ON INACTIVE LIST																								W	23-7
10/08	at Bills		ON INACTIVE LIST																								W	25-20
10/15	Colts	S	9	7	2	0.0	0.0	0	0	0	0	0	0	0	2	0	0	0	0	0	0	0	0	0	W	37-20		
10/19	at Saints	S	11	5	6	0.0	0.0	0	0	0	0	0	0	0	1	0	0	0	0	0	0	0	0	0	W	31-24		
10/29	at Steelers	S	9	7	2	0.0	0.0	0	0	0	0	0	0	0	0	0	0	0	0	0	0	0	0	0	W	20-10		
11/12	49ers	S	10	7	3	0.0	0.0	0	0	0	0	0	0	0	0	0	0	0	0	0	0	0	0	0	L	3-34		
11/19	Titans	S	11	5	6	0.0	0.0	0	0	0	0	0	0	0	0	0	0	0	0	0	0	0	0	0	W	34-14		
11/26	at Texans	S	8	6	2	0.0	0.0	1	1	0	0	0	0	0	1	0	0	0	0	0	0	0	0	0	W	24-21		
12/04	Bengals	S	11	8	3	0.0	0.0	0	0	0	0	0	0	0	0	0	0	0	0	0	0	0	0	0	L	31-34+		
12/10	at Browns	S	11	4	7	0.0	0.0	0	0	0	0	0	0	0	0	0	1	0	0	13	0	0	0	0	L	27-31		
12/17	Ravens	S	11	8	3	0.0	0.0	0	0	0	0	0	0	0	0	0	0	0	0	0	0	0	0	0	L	7-23		
12/24	at Buccaneers	S	5	3	2	0.0	0.0	1	2	0	0	0	0	0	0	0	0	0	0	0	0	0	0	0	L	12-30		
12/31	Panthers	S	6	3	3	0.0	0.0	0	0	0	0	0	0	0	0	0	0	0	0	0	0	0	0	0	W	26-0		
01/07	at Titans	S	6	4	2	0.0	0.0	0	0	1	0	0	0	0	0	0	0	0	0	0	0	0	0	0	L	20-28		
2023 TOTALS			15-15	127	75	52	0.0	0.0	2	3	1	0	0	0	0	7	0	2	0	13	0	0	0	0	9-8			



+ - Overtime





ROSS MATISCIK | 46

POSITION: LONG SNAPPER
HT: 6-0 | **WT:** 240 | **DOB:** 9-13-1996
COLLEGE: BAYLOR
HOMETOWN: MCKINNEY, TEXAS
ACQ: FA-'20
EXP: 5th YEAR

 @rossmaticsik
 @ross_maticsik



KEY TRANSACTIONS

- Originally signed by Jacksonville as a rookie free agent on 4/28/20

PRO

2024 (Jaguars)

- 12/29 vs. TEN:** Played at long snapper on seven special teams snaps
- 12/22 at L.V.:** Played at long snapper on nine special teams snaps
- 12/15 vs. NYJ:** Played at long snapper on seven special teams snaps
- 12/8 at TEN:** Played at long snapper on seven special teams snaps
- 12/1 vs. HOU:** Played at long snapper on seven special teams snaps and recorded one tackle
- 11/17 at DET:** Played at long snapper on seven special teams snaps
- 11/10 vs. MIN:** Played at long snapper on six special teams snaps
- 11/3 at PHI:** Played at long snapper on six special teams snaps
- 10/27 vs. G.B.:** Played at long snapper on 10 special teams snaps and registered one tackle
- 10/20 vs. N.E.:** Played at long snapper on six special teams snaps
- 10/13 at CHI:** Played at long snapper on six special teams snaps
- 10/6 vs. IND:** Played at long snapper on nine special teams snaps
- 9/29 at HOU:** Played at long snapper on nine special teams snaps
- 9/23 at BUF:** Played at long snapper on four special teams snaps
- 9/15 vs. CLE:** Played at long snapper on seven special teams snaps
- 9/8 at MIA:** Played at long snapper on nine special teams snaps

2023 (Jaguars)

- Saw action in all 17 games and was named to the Associated Press All-Pro First Team and Pro Bowl Games for the first time in his career... On special teams, he totaled eight tackles, one forced fumble, and one fumble recovery... After recording one fumble and one fumble recovery in Week 11, he became the first long snapper since 49ers Brian Jennings in 2005 to record a forced fumble and a fumble recovery in the same game... His eight solo tackles on special teams led the NFL among long snappers
- 12/10 at CLE:** Served as team's long snapper on 10 special teams snaps... Posted two tackles on special teams... Holds the most solo tackles by a long snapper in the NFL
- 11/19 vs. TEN:** Recorded one tackle, one forced fumble and one fumble recovery on special teams... Became the first long snapper since 49ers' LS Brian Jennings (2005) to record a forced fumble and a fumble recovery in a single game
- 9/17 vs. K.C.:** Served as team's long snapper on eight special teams snaps and recorded one special teams tackle

2022 (Jaguars)

- Handled long snapping duties in all 17 regular season games and both postseason games... He recorded four special teams tackles (one solo)
- 12/11 at TEN:** Served as team's long snapper on six special teams snaps and recorded one special teams tackle
- 12/4 at DET:** Served as team's long snapper on five special teams snaps and recorded one special teams tackle
- 10/16 at IND:** Served as team's long snapper on six special teams snaps and recorded one special teams tackle

2021 (Jaguars)

- Handled long snapping duties in all 17 games in 2021
- 10/17 vs. MIA:** Handled long snapping duties, helping K Matthew Wright convert on the game-tying 54-yard and game-winning 53-yard field goals
- 9/19 vs. DEN:** Served as team's long snapper and recorded one special teams tackle on a punt return

2020 (Jaguars)

- Handled the team's long snapping duties in all 16 games of the season
- 9/13 vs. IND:** Served as the team's long snapper in NFL debut

COLLEGE

- Appeared in 52 games throughout his college career, seeing time as a long snapper for punts and placekicks, while also appearing at linebacker



- Played in 14 games in 2019, snapping on all punts and kicks, and made 13 tackles, including 1.0 sack
- Served as the team's long snapper for all 13 games and made 11 tackles on defense in 2018
- Played in 12 games as a sophomore in 2017 and totaled four tackles, one fumble recovery and one forced fumble
- Played in 12 games as a freshman and served as the primary long snapper

PERSONAL

- Attended McKinney Boyd (McKinney, Texas) High School and was a 2014 all-state selection at linebacker
- Father, Marty, played football at Bowling Green
- Brother, Paine, played football at Rice

ROSS MATISCIK'S NFL REGULAR SEASON STATISTICS

DATE	TEAM	GP
2020	Jaguars	16
2021	Jaguars	17
2022	Jaguars	17
2023	Jaguars	17
2024	Jaguars	16
NFL TOTALS		83

ROSS MATISCIK'S NFL POSTSEASON STATISTICS

DATE	TEAM	GP
2022	Jaguars	2
NFL TOTALS		2

2024 GAME-BY-GAME REGULAR-SEASON STATISTICS (JAGUARS)

DATE	OPPONENT		W/L	SCORE
09/08	at Dolphins	P	L	17-20
09/15	Browns	P	L	13-18
09/23	at Bills	P	L	10-47
09/29	at Texans	P	L	20-24
10/06	Colts	P	W	37-34
10/13	at Bears	P	L	16-35
10/20	Patriots	P	W	32-16
10/27	Packers	P	L	27-30
11/03	at Eagles	P	L	23-28
11/10	Vikings	P	L	7-12
11/17	at Lions	P	L	6-52
12/01	Texans	P	L	20-23
12/08	at Titans	P	W	10-6
12/15	Jets	P	L	25-32
12/22	at Raiders	P	L	14-19
12/29	Titans	P	W	20-13
2024 TOTALS		16	4-12	

2023 GAME-BY-GAME REGULAR-SEASON STATISTICS (JAGUARS)

DATE	OPPONENT		W/L	SCORE
09/10	at Colts	P	W	31-21
09/17	Chiefs	P	L	9-17
09/24	Texans	P	L	17-37
10/01	Falcons	P	W	23-7
10/08	at Bills	P	W	25-20
10/15	Colts	P	W	37-20
10/19	at Saints	P	W	31-24
10/29	at Steelers	P	W	20-10
11/12	49ers	P	L	3-34
11/19	Titans	P	W	34-14
11/26	at Texans	P	W	24-21
12/04	Bengals	P	L	31-34+
12/10	at Browns	P	L	27-31
12/17	Ravens	P	L	7-23
12/24	at Buccaneers	P	L	12-30
12/31	Panthers	P	W	26-0
01/07	at Titans	P	L	20-28
2023 TOTALS		17	9-8	

+ - Overtime





VENTRELL MILLER | 51

POSITION: LINEBACKER
HT: 6-0 | **WT:** 232 | **DOB:** 1-15-1999
COLLEGE: FLORIDA
HOMETOWN: LAKELAND, FLA.
ACQ: D4-'23
EXP: 2nd YEAR

ventrell_miller
 trell_51

KEY TRANSACTIONS

- Originally drafted by Jacksonville in the fourth round (127th overall) of the 2023 Draft

PRO

2024 (Jaguars)

- 12/29 vs. TEN:** Inactive due to injury
- 12/22 at L.V.:** Started at linebacker and recorded one solo tackle
- 12/15 vs. NYJ:** Saw action at linebacker and posted one pass defended
- 12/8 at TEN:** Started at linebacker and recorded two tackles (one solo)
- 12/1 vs. HOU:** Recorded four tackles (three solo) and one tackle for loss
- 11/17 at DET:** Started at linebacker and recorded seven tackles (four solo)
- 11/10 vs. MIN:** Recorded four tackles (three solo) and one pass defended
- 11/3 at PHI:** Recorded eight tackles (four solo)
- 10/27 vs. G.B.:** Posted six tackles (five solo) and one tackle for loss
- 10/20 vs. N.E.:** Started at linebacker and recorded nine tackles (five solo) and added one solo tackle on special teams
- 10/13 at CHI:** Led the team with a career-high-tying 10 tackles (eight solo) and one forced fumble... One of six linebackers to post three-consecutive games with six-plus solo tackles
- 10/6 vs. IND:** Totaled seven tackles (six solo) and one tackle for loss
- 9/29 at HOU:** Led the team with 10 tackles (seven solo) and one tackle for loss in his first NFL start... Notched his second-consecutive game with at least five tackles
- 9/23 at BUF:** Recorded five tackles (two solo) and one pass defended on defense... Added a tackle on special teams
- 9/15 vs. CLE:** Recorded one tackle on defense and one tackle on special teams
- 9/8 at MIA:** Saw action on defense and special teams and posted one tackle on a punt resulting in a loss of five yards

2023 (Jaguars)

- Spent the season on injured reserve

COLLEGE

- Finished his career with 240 total tackles (124 solo), 23.5 tackles for loss, 7.5 sacks, two forced fumbles, two fumble recoveries and one interception in 49 games played
- Was a two-time SEC Defensive Player of the Week in 2020
- Recorded a career-high 16 total tackles against LSU on 12/12/20

PERSONAL

- Majored in Family, Youth and Community Sciences

VENTRELL MILLER'S NFL REGULAR SEASON DEFENSIVE STATISTICS

DATE	TEAM	GP	TACKLES							INTERCEPTIONS					O. FUMB				ST				MISC				
			GS	TK	S	A	TFL	YDS	SK	YDS	QBH	NO	YDS	LG	TD	PD	FF	FR	TD	YDS	TK	S	A	FF	FR	S	A
2023	Jaguars	0	0	0	0	0	0	0	0.0	0.0	0	0	0	0	0	0	0	0	0	0	0	0	0	0	0	0	0
2024	Jaguars	15	9	74	48	26	4	5	0.0	0.0	0	0	0	0	0	3	1	0	0	0	6	5	1	0	0	0	0
NFL TOTALS		15	9	74	48	26	4	5	0.0	0.0	0	0	0	0	0	3	1	0	0	0	6	5	1	0	0	0	0

SINGLE-GAME HIGHS: DEFENSIVE

Total Tackles	10 at Chicago Bears, Oct 13, 2024 10 at Houston Texans, Sep 29, 2024	Forced Fumbles	1 at Chicago Bears, Oct 13, 2024
Solo Tackles	8 at Chicago Bears, Oct 13, 2024 7 at Houston Texans, Sep 29, 2024	Tackles For Loss	1 vs. Green Bay Packers, Oct 27, 2024 1 vs. Indianapolis Colts, Oct 06, 2024 ...1 more at 1.
Passes Defensed	1 at Buffalo Bills, Sep 23, 2024	Special Teams Tackles	1 vs. Green Bay Packers, Oct 27, 2024 1 vs. New England Patriots, Oct 20, 2024 ...4 more at 1.





MITCH MORSE | 65

POSITION: OFFENSIVE LINEMAN
HT: 6-6 | **WT:** 305 | **DOB:** 4-21-1992
COLLEGE: MISSOURI
HOMETOWN: AUSTIN, TEXAS
ACQ: FA-'24
EXP: 10th YEAR

 @mithenmor60
 @mmorse61



KEY TRANSACTIONS

- Originally drafted by New England in the second round (49th overall) in the 2015 draft
- Signed with Buffalo on 3/13/19
- Signed with Jacksonville on 3/13/24

PRO

- Pro Bowl (2022)
- PFWA All-Rookie Team (2015)

2024 (Jaguars)

- **12/29 vs. TEN:** Started at center and played all 58 offensive snaps
- **12/22 at L.V.:** Started at center and played all 67 offensive snaps
- **12/15 vs. NYJ:** Started at center and played all 84 offensive snaps
- **12/8 at TEN:** Started at center and played all 59 offensive snaps
- **12/1 vs. HOU:** Started at center and played all 70 offensive snaps
- **11/17 at DET:** Started at center and played 39 offensive snaps
- **11/10 vs. MIN:** Started at center and played all 44 offensive snaps
- **11/3 at PHI:** Started at center and played 53-of-54 offensive snaps
- **10/27 vs. G.B.:** Started at center and played all 57 offensive snaps
- **10/20 vs. N.E.:** Started at center and played 59-of-61 offensive snaps
- **10/13 at CHI:** Started at center and played all 62 offensive snaps
- **10/6 vs. IND:** Started at center and played all 58 offensive snaps
- **9/29 at HOU:** Started at center and played all 58 offensive snaps
- **9/23 at BUF:** Started at center and played all 71 offensive snaps
- **9/15 vs. CLE:** Started at center and played all 60 offensive snaps
- **9/8 at MIA:** Started at center and played all 53 offensive snaps

2023 (Bills)

- Nominated by the Bills for the 2023 Art Rooney Sportsmanship Award
- Earned the "Kent Hull Stand Up Guy" award by the Buffalo PFWA for his positive dealings with the media
- Started in all 17 games and both playoff contests

2022 (Bills)

- Was named a captain for the 2022 season
- Selected to his first career Pro Bowl
- Started in all 13 games he appeared in and both playoff contests

2021 (Bills)

- Started in all 17 games and both playoff contests for the Bills

2020 (Bills)

- Started in the 14 games he appeared in and one playoff game, missed some time due to a concussion

2019 (Bills)

- Started in all 16 regular season games and one playoff game and both playoff games

2018 (Chiefs)

- Started in all 11 games he appeared in, missed some time due to a concussion

2017 (Chiefs)



- Started in all seven games he appeared in and one playoff game, missed some time due to a foot injury

2016 (Chiefs)

- Started in all 16 games he appeared in

2015 (Chiefs)

- Named to the 2015 PFWA All-Rookie Team after starting at center
- Started in all 15 games he appeared in

COLLEGE

- Played four seasons at Missouri (2011-14)
- Received SEC Academic Honor Roll honors for three consecutive seasons (2012-14)
- Was named 2011 Academic All-Big 12 first team

PERSONAL

- Earned a degree in hospitality management with an emphasis in food and beverage at Missouri
- Competed in football, basketball, and track at St. Michael's Catholic Academy
- He and his wife, Caitlin, have a daughter Kennedy, and a son, Deacon

MITCH MORSE'S NFL REGULAR SEASON STATISTICS

DATE	TEAM	GP	GS
2015	Chiefs	15	15
2016	Chiefs	16	16
2017	Chiefs	7	7
2018	Chiefs	11	11
2019	Bills	16	16
2020	Bills	14	14
2021	Bills	17	17
2022	Bills	13	13
2023	Bills	17	17
2024	Jaguars	16	16
NFL TOTALS		142	142

MITCH MORSE'S NFL POSTSEASON STATISTICS

DATE	TEAM	GP	GS
2015	Chiefs	0	0
2016	Chiefs	1	1
2017	Chiefs	0	0
2018	Chiefs	2	2
2019	Bills	1	1
2020	Bills	3	3
2021	Bills	2	2
2022	Bills	2	2
2023	Bills	2	2
NFL TOTALS		13	13

2024 GAME-BY-GAME REGULAR-SEASON STATISTICS (JAGUARS)

DATE	OPPONENT	P/S	W/L	SCORE
09/08	at Dolphins	S	L	17-20
09/15	Browns	S	L	13-18
09/23	at Bills	S	L	10-47
09/29	at Texans	S	L	20-24
10/06	Colts	S	W	37-34
10/13	at Bears	S	L	16-35
10/20	Patriots	S	W	32-16
10/27	Packers	S	L	27-30
11/03	at Eagles	S	L	23-28
11/10	Vikings	S	L	7-12
11/17	at Lions	S	L	6-52
12/01	Texans	S	L	20-23
12/08	at Titans	S	W	10-6
12/15	Jets	S	L	25-32
12/22	at Raiders	S	L	14-19
12/29	Titans	S	W	20-13
2024 TOTALS		16-16	4-12	



2023 GAME-BY-GAME REGULAR-SEASON STATISTICS (BILLS)

DATE	OPPONENT	P/S	W/L	SCORE
09/11	at Jets	S	L	16-22+
09/17	Raiders	S	W	38-10
09/24	at Commanders	S	W	37-3
10/01	Dolphins	S	W	48-20
10/08	Jaguars	S	L	20-25
10/15	Giants	S	W	14-9
10/22	at Patriots	S	L	25-29
10/26	Buccaneers	S	W	24-18
11/05	at Bengals	S	L	18-24
11/13	Broncos	S	L	22-24
11/19	Jets	S	W	32-6
11/26	at Eagles	S	L	34-37+
12/10	at Chiefs	S	W	20-17
12/17	Cowboys	S	W	31-10
12/23	at Chargers	S	W	24-22
12/31	Patriots	S	W	27-21
01/07	at Dolphins	S	W	21-14
2023 TOTALS		17-17		11-6

+ - Overtime

2023 GAME-BY-GAME POSTSEASON STATISTICS (BILLS)

DATE	OPPONENT	P/S	W/L	SCORE
01/15	Steelers	S	W	31-17
01/21	Chiefs	S	L	24-27
2023 TOTALS		2-2		1-1





CHAD MUMA | 48

POSITION: LINEBACKER
HT: 6-3 | **WT:** 239 | **DOB:** 8-18-1999
COLLEGE: WYOMING
HOMETOWN: LONE TREE, COLO.
ACQ: D3-'22
EXP: 3rd YEAR

 @chad_muma
 @chad_muma

KEY TRANSACTIONS

- Originally drafted by Jacksonville in the third round (70th overall) in the 2022 draft

PRO

2024 (Jaguars)

- **12/29 vs. TEN:** Saw action at linebacker and on special teams
- **12/22 at L.V.:** Saw action on special teams
- **12/15 vs. NYJ:** Saw action on special teams
- **12/8 at TEN:** Saw action on special teams
- **12/1 vs. HOU:** Saw action on special teams
- **11/17 at DET:** Recorded two tackles at linebacker and one tackle on special teams
- **11/10 vs. MIN:** Saw action at linebacker and on special teams
- **11/3 at PHI:** Saw action on special teams
- **10/27 vs. G.B.:** Saw action on special teams
- **10/20 vs. N.E.:** Started at linebacker and posted one solo tackle
- **10/13 at CHI:** Recorded four tackles (two solo)
- **10/6 vs. IND:** Recorded five tackles (three solo)
- **9/29 at HOU:** Started at linebacker and recorded eight tackles (three solo)
- **9/23 at BUF:** Recorded seven tackles (two solo)
- **9/15 vs. CLE:** Recorded one tackle on special teams
- **9/8 at MIA:** Saw action at linebacker and posted two tackles

2023 (Jaguars)

- Played in 17 games (two starts) and recorded 12 tackles (five solo) and two passes defended... Added three solo tackles on special teams
- **11/12 vs. S.F.:** Recorded two tackles on special teams
- **10/8 at BUF:** Started at linebacker and recorded three solo tackles... Posted one tackle on special teams
- **10/1 vs. ATL:** Started at linebacker and posted a season-high seven tackles (three solo) and two passes defended

2022 (Jaguars)

- Saw action in 16 regular season games with two and both postseason games... In the regular season, he posted 37 tackles (22 solo), three tackles for loss, three quarterback hits, 1.5 sacks and one pass defended... On special teams, he posted nine tackles (five solo)... In the postseason he posted three solo tackles
- **1/7 vs. TEN:** Saw action at linebacker and on special teams and posted seven tackles (five solo), including one tackle for loss
- **12/4 at DET:** Started at linebacker and posted 11 tackles (seven solo) and 1.5 sack
- **11/27 vs. BAL:** Made his first career start at linebacker and played all 72 defensive snaps and 9 special teams snaps... Muma recorded a career-high in tackles (9) and solo tackles (4)

COLLEGE

- Named 2021 Second-Team All-American by both the Walter Camp Football Foundation and Pro Football Focus (PFF)
- 2021 Third-Team All-America selection by Associated Press
- One of only six national finalists for this year's Butkus Award, honoring the nation's best linebacker, and he was one of 18 national semifinalists for the Chuck Bednarik Award, recognizing the nation's outstanding defensive player
- Ranked No. 3 in the nation in solo tackles (6.5 per game) and ranked No. 4 in the nation in total tackles (10.9 per game) for the 2021 season
- Tied for No. 2 in the nation in interceptions returned for touchdowns, with two "Pick Sixes" on the year
- Credited with 142 tackles for the 2021 season, which ranks as the fourth best single-season total in school history
- Tallied 267 career total tackles
- Elected a team captain as both a junior and senior at Wyoming

PERSONAL

- He and his wife Alyssa were married in the summer of 2024
- Nearing completion of his bachelor's degree in mechanical engineering
- Named to the National Football Foundation Hampshire Honor Society in 2022
- Earned Academic All-Mountain West Conference honors four consecutive years
- The son of former Wyoming Cowboy Ty Muma, who lettered for the Cowboys in 1990 and '91



CHAD MUMA'S NFL REGULAR SEASON DEFENSIVE STATISTICS

DATE	TEAM	GP	GS	TK	TACKLES					INTERCEPTIONS					O. FUMB				ST				MISC						
					S	A	TFL	YDS	SK	YDS	QBH	NO	YDS	LG	TD	PD	FF	FR	TD	YDS	TK	S	A	FF	FR	S	A		
2022	Jaguars	16	2	37	22	15	3	4	1.5	2.0	3	0	0	0	0	1	0	0	0	0	0	0	9	5	4	0	0	0	0
2023	Jaguars	17	2	12	5	7	0	0	0.0	0.0	0	0	0	0	0	2	0	0	0	0	0	0	3	3	0	0	0	0	0
2024	Jaguars	16	3	29	11	18	0	0	0.0	0.0	0	0	0	0	0	0	0	0	0	0	0	2	1	1	0	0	0	0	
NFL TOTALS		49	7	78	38	40	3	4	1.5	2.0	3	0	0	0	0	3	0	0	0	0	0	14	9	5	0	0	0	0	

CHAD MUMA'S NFL POSTSEASON DEFENSIVE STATISTICS

DATE	TEAM	GP	GS	TK	TACKLES					INTERCEPTIONS					O. FUMB				ST				MISC						
					S	A	TFL	YDS	SK	YDS	QBH	NO	YDS	LG	TD	PD	FF	FR	TD	YDS	TK	S	A	FF	FR	S	A		
2022	Jaguars	2	0	3	3	0	0	0	0.0	0.0	0	0	0	0	0	0	0	0	0	0	0	0	0	0	0	0	0	0	0
NFL TOTALS		2	0	3	3	0	0	0	0.0	0.0	0	0	0	0	0	0	0	0	0	0	0	0	0	0	0	0	0	0	

SINGLE-GAME HIGHS: DEFENSIVE

Total Tackles 11 at Detroit Lions, Dec 04, 2022
 9 vs. Baltimore Ravens, Nov 27, 2022

Solo Tackles 7 at Detroit Lions, Dec 04, 2022
 5 vs. Tennessee Titans, Jan 07, 2023

Sacks 1.5 at Detroit Lions, Dec 04, 2022

Passes Defensed 2 vs. Atlanta Falcons, Oct 01, 2023
 1 vs. Las Vegas Raiders, Nov 06, 2022

Tackles For Loss 2 at Detroit Lions, Dec 04, 2022

Special Teams Tackles 3 vs. Indianapolis Colts, Sep 18, 2022
 2 vs. San Francisco 49ers, Nov 12, 2023
 ...1 more at 2.

SINGLE-GAME HIGHS - POSTSEASON: DEFENSIVE

Total Tackles 3 vs. Los Angeles Chargers, Jan 14, 2023

Solo Tackles 3 vs. Los Angeles Chargers, Jan 14, 2023

2024 GAME-BY-GAME REGULAR-SEASON STATISTICS (JAGUARS)

DATE	OPPONENT	P/S	TACKLES					INTERCEPTIONS					O. FUMB				ST				MISC		SCORE					
			TK	S	A	SK	YDS	TFL	YDS	QBH	NO	YDS	LG	TD	PD	FF	FR	TD	YDS	TK	S	A		FF	FR	S	A	W/L
09/08	at Dolphins	P	2	0	2	0.0	0.0	0	0	0	0	0	0	0	0	0	0	0	0	0	0	0	0	0	0	0	L	17-20
09/15	Browns	P	0	0	0	0.0	0.0	0	0	0	0	0	0	0	0	0	0	0	0	1	0	1	0	0	0	0	L	13-18
09/23	at Bills	P	7	2	5	0.0	0.0	0	0	0	0	0	0	0	0	0	0	0	0	0	0	0	0	0	0	L	10-47	
09/29	at Texans	S	8	3	5	0.0	0.0	0	0	0	0	0	0	0	0	0	0	0	0	0	0	0	0	0	0	L	20-24	
10/06	Colts	P	5	3	2	0.0	0.0	0	0	0	0	0	0	0	0	0	0	0	0	0	0	0	0	0	0	W	37-34	
10/13	at Bears	P	4	2	2	0.0	0.0	0	0	0	0	0	0	0	0	0	0	0	0	0	0	0	0	0	0	L	16-35	
10/20	Patriots	S	1	1	0	0.0	0.0	0	0	0	0	0	0	0	0	0	0	0	0	0	0	0	0	0	0	W	32-16	
10/27	Packers	P	0	0	0	0.0	0.0	0	0	0	0	0	0	0	0	0	0	0	0	0	0	0	0	0	0	L	27-30	
11/03	at Eagles	P	0	0	0	0.0	0.0	0	0	0	0	0	0	0	0	0	0	0	0	0	0	0	0	0	0	L	23-28	
11/10	Vikings	P	0	0	0	0.0	0.0	0	0	0	0	0	0	0	0	0	0	0	0	0	0	0	0	0	0	L	7-12	
11/17	at Lions	P	2	0	2	0.0	0.0	0	0	0	0	0	0	0	0	0	0	0	0	1	1	0	0	0	0	L	6-52	
12/01	Texans	P	0	0	0	0.0	0.0	0	0	0	0	0	0	0	0	0	0	0	0	0	0	0	0	0	0	L	20-23	
12/08	at Titans	P	0	0	0	0.0	0.0	0	0	0	0	0	0	0	0	0	0	0	0	0	0	0	0	0	0	W	10-6	
12/15	Jets	P	0	0	0	0.0	0.0	0	0	0	0	0	0	0	0	0	0	0	0	0	0	0	0	0	0	L	25-32	
12/22	at Raiders	P	0	0	0	0.0	0.0	0	0	0	0	0	0	0	0	0	0	0	0	0	0	0	0	0	0	L	14-19	
12/29	Titans	S	0	0	0	0.0	0.0	0	0	0	0	0	0	0	0	0	0	0	0	0	0	0	0	0	0	W	20-13	
2024 TOTALS		16-3	29	11	18	0.0	0.0	0	0	0	0	0	0	0	0	0	0	0	0	2	1	1	0	0	0	0	4-12	



2023 GAME-BY-GAME REGULAR-SEASON STATISTICS (JAGUARS)

DATE	OPPONENT	P/S	TACKLES							INTERCEPTIONS					O. FUMB				ST				MISC		SCORE			
			TK	S	A	SK	YDS	TFL	YDS	QBH	NO	YDS	LG	TD	PD	FF	FR	TD	YDS	TK	S	A	FF	FR		S	A	W/L
09/10	at Colts	P	0	0	0	0.0	0.0	0	0	0	0	0	0	0	0	0	0	0	0	0	0	0	0	0	0	0	W	31-21
09/17	Chiefs	P	0	0	0	0.0	0.0	0	0	0	0	0	0	0	0	0	0	0	0	0	0	0	0	0	0	0	L	9-17
09/24	Texans	P	2	0	2	0.0	0.0	0	0	0	0	0	0	0	0	0	0	0	0	0	0	0	0	0	0	0	L	17-37
10/01	Falcons	S	7	3	4	0.0	0.0	0	0	0	0	0	0	0	2	0	0	0	0	0	0	0	0	0	0	0	W	23-7
10/08	at Bills	S	3	2	1	0.0	0.0	0	0	0	0	0	0	0	0	0	0	0	0	0	1	1	0	0	0	0	W	25-20
10/15	Colts	P	0	0	0	0.0	0.0	0	0	0	0	0	0	0	0	0	0	0	0	0	0	0	0	0	0	0	W	37-20
10/19	at Saints	P	0	0	0	0.0	0.0	0	0	0	0	0	0	0	0	0	0	0	0	0	0	0	0	0	0	0	W	31-24
10/29	at Steelers	P	0	0	0	0.0	0.0	0	0	0	0	0	0	0	0	0	0	0	0	0	0	0	0	0	0	0	W	20-10
11/12	49ers	P	0	0	0	0.0	0.0	0	0	0	0	0	0	0	0	0	0	0	0	2	2	0	0	0	0	0	L	3-34
11/19	Titans	P	0	0	0	0.0	0.0	0	0	0	0	0	0	0	0	0	0	0	0	0	0	0	0	0	0	0	W	34-14
11/26	at Texans	P	0	0	0	0.0	0.0	0	0	0	0	0	0	0	0	0	0	0	0	0	0	0	0	0	0	0	W	24-21
12/04	Bengals	P	0	0	0	0.0	0.0	0	0	0	0	0	0	0	0	0	0	0	0	0	0	0	0	0	0	0	L	31-34+
12/10	at Browns	P	0	0	0	0.0	0.0	0	0	0	0	0	0	0	0	0	0	0	0	0	0	0	0	0	0	0	L	27-31
12/17	Ravens	P	0	0	0	0.0	0.0	0	0	0	0	0	0	0	0	0	0	0	0	0	0	0	0	0	0	0	L	7-23
12/24	at Buccaneers	P	0	0	0	0.0	0.0	0	0	0	0	0	0	0	0	0	0	0	0	0	0	0	0	0	0	0	L	12-30
12/31	Panthers	P	0	0	0	0.0	0.0	0	0	0	0	0	0	0	0	0	0	0	0	0	0	0	0	0	0	0	W	26-0
01/07	at Titans	P	0	0	0	0.0	0.0	0	0	0	0	0	0	0	0	0	0	0	0	0	0	0	0	0	0	0	L	20-28
2023 TOTALS			17-2	12	5	7	0.0	0.0	0	0	0	0	0	0	0	0	0	0	0	3	3	0	0	0	0	0	0	9-8

+ - Overtime





FOYESADE OLUOKUN | 23

POSITION: LINEBACKER

HT: 6-2 | WT: 230 | DOB: 8-2-1995

COLLEGE: YALE

HOMETOWN: ST. LOUIS, MO.

ACQ: UFA (ATL)-'22

EXP: 7th YEAR

 @foyelicious

 @foyelicious

KEY TRANSACTIONS

- Originally drafted by Atlanta in the sixth round (200th overall) of the 2018 draft
- Signed by Jacksonville as an unrestricted free agent on 3/16/22
- Signed a contract extension with Jacksonville on 3/29/24

PRO

- Oluokun's 23 games with double-digit tackles are third-most in the NFL since he joined the Jaguars in 2022 and are second-most in franchise history

2024 (Jaguars)

- Voted a captain for the 2024 season
- **12/29 vs. TEN:** Led the team with 11 tackles (three solo), one tackle for loss and one pass defended
- **12/22 at L.V.:** Recorded a team-high eight tackles (six solo) and one pass defended
- **12/15 vs. NYJ:** Recorded four tackles (three solo) and one tackle for loss
- **12/8 at TEN:** Led the team with 11 tackles (six solo)
- **12/1 vs. HOU:** Recorded four tackles (three solo) and a career-high-tying two passes defended
- **11/17 at DET:** Led the team with nine tackles (six solo)... Posted his sixth game this season with at least eight tackles
- **11/10 vs. MIN:** Recorded 11 tackles (six solo) and one interception... His interception was his first of the season and second as a Jaguar
- **11/3 at PHI:** Led the team with eight tackles (seven solo)
- **10/27 vs. G.B.:** Led the team with nine tackles (four solo) and one tackle for loss in his first game since being activated from the Reserve/Injured list
- **9/23 at BUF:** Started at linebacker and recorded three tackles (two solo) and one pass defended before exiting with a foot injury
- **9/15 vs. CLE:** Recorded eight tackles (three solo), one tackle for loss, one quarterback hit and 1.0 sack for a loss of nine yards... Notched his 34th-straight game with at least six tackles dating back to Week 3 of 2022, the third-longest streak in NFL history behind LB Lavonte David (35 games, 2012-14) and LB Zach Thomas (38 games, 2002-04)... Played in his 100th career game
- **9/8 at MIA:** Started at linebacker and led the Jaguars with 11 total tackles (eight solo), one tackle for loss and one pass defended... This game marked his 67th consecutive game with at least four tackles... He currently holds the longest active streak in the NFL and ties LB Luke Keuchly for the fourth-longest streak since 2000

2023 (Jaguars)

- Voted a captain for the 2023 season
- Started all 17 games and recorded 173 tackles (111 solo), 10 quarterback hits, eight tackles for loss, six passes defended, three fumble recoveries, one forced fumble and one interception he returned 24 yards for a touchdown... His 173 total tackles ranked fourth in the NFL
- **12/24 at T.B.:** Posted 12 total tackles (seven solo) and one quarterback hit... Became the fifth player in the NFL since 2000 to record three consecutive seasons with at least 150 tackles... Reached 500-career solo tackles
- **11/12 vs. S.F.:** Posted 2.0 sacks for a nine-yard loss, marking a single-game career-high sacks
- **10/19 at N.O.:** Posted 14 total tackles (nine solo), two passes defended and a 24-yard interception resulting in a touchdown for the first time in his career
- **10/15 vs. IND:** Recorded 15 total tackles (10 solo), two passes defended and one tackle for loss... Tied the most tackles in a single game against the Colts in team history

2022 (Jaguars)

- Voted a captain for the 2022 season
- Started all 17 games and both postseason games... In the regular season, he led the NFL with 184 tackles (128 solo), 12 tackles for loss, five passes defended, 2.0 sacks, two forced fumbles and two fumble recoveries... In the postseason he posted 27 tackles (12 solo) and two quarterback hits... Oluokun's 184 single-season total tackles and 128 solo tackles are the most in franchise history
- **1/7 vs. TEN:** Started at linebacker and recorded a team-leading 13 tackles (eight solo), 1.0 sack and one pass defended
- **12/22 at NYJ:** Started at linebacker and recorded six tackles (three solo), one QB hit, two passes defended and two forced fumbles
- **12/18 vs. DAL:** Started at linebacker and recorded 14 tackles (9 solo), including one tackle for loss... Oluokun surpassed 600 career tackles in the game
- **11/27 vs. BAL:** Recorded a career-high 18 tackles (13 solo)... Oluokun's 18 tackles tied for the third-most single-game tackles in the 2022 season and were the most by any Jaguars player since LB Paul Posluszny recorded 18 in 2015



2021 (Falcons)

- Started all 17 games totaling 192 total tackles (102 solo), four tackles for loss, seven quarterback hits, one forced fumble, 2.0 sacks, three interceptions and six passes defended
- In 2021, led the NFL in tackles (192) and also set new single-season career highs in passes defended (six), interceptions (three)
- 9/26 at NYG:** Matched his career-high with 14 total tackles (nine solo), one tackle for loss and one quarterback hit in Week 3 vs. the New York Giants

2020 (Falcons)

- Set single-season career-highs in sacks (3.0), forced fumbles (four) and quarterback hits (nine) in 15 games with 15 starts in 2020
- 11/8 vs. DEN:** Recorded 10 tackles and 1.0 sack

2019 (Falcons)

- Recorded 56 tackles (32 solo), two tackles for loss and six special teams tackles in 16 games in 2019

2018 (Falcons)

- During rookie campaign, played in 16 games with seven starts, tallying 89 tackles (50 solo), two tackles for loss, two QB hits, one pass defended and one special teams tackle

COLLEGE

- Played in 42 total games for the Bulldogs and tallied 271 total tackles, 13.5 tackles for loss and four interceptions
- Made 75 total stops in 2016, earning Ivy League Honor Roll in games against Cornell and Princeton
- Played in just three games before suffering an injury in 2015. Blocked two FG attempts with eight tackles and two pass breakups
- Earned second-team All-Ivy League honors after playing in all 10 games and tallying a team-high 79 total tackles (36 solo) with two interceptions, one blocked kick, two pass breakups and 1.5 tackles for a loss in 2014
- Named a second-team All-Ivy League performer after starting all 10 games during his freshman season... Received Yale's Charles Loftus Award for the most valuable freshman, posting 59 tackles, one tackle for loss and four pass breakups

PERSONAL

- Traveled to Bristol, Manchester and Dublin during the 2024 UK player tour
- Named all-league, all-district and first-team all-state during his senior year at Johns Burroughs High School
- Earned eight varsity letters between football and basketball and was a team captain, all-league and all-district in basketball
- Played high school football with Dallas Cowboys running back Ezekiel Elliott
- In 2019, he served as a celebrity chef at a March of Dimes fundraiser at the College Football Hall of Fame
- <https://www.foyeoluokun.com/> (Has his own clothing line and website)

FOYESADE OLUOKUN'S NFL REGULAR SEASON DEFENSIVE STATISTICS

DATE	TEAM	GP	GS	TACKLES							INTERCEPTIONS					O. FUMB				ST			MISC				
				TK	S	A	TFL	YDS	SK	YDS	QBH	NO	YDS	LG	TD	PD	FF	FR	TD	YDS	TK	S	A	FF	FR	S	A
2018	Falcons	16	7	89	55	34	2	4	0.0	0.0	2	0	0	0	0	1	1	0	0	0	2	1	1	0	0	0	0
2019	Falcons	16	3	56	32	24	2	3	0.0	0.0	0	0	0	0	0	0	1	0	0	0	6	4	2	0	0	0	0
2020	Falcons	15	15	117	78	39	4	18	3.0	19.0	9	2	65	51	0	4	4	1	0	0	0	0	0	0	0	0	0
2021	Falcons	17	17	192	102	90	4	19	2.0	14.0	7	3	80	56	0	6	1	0	0	0	0	0	0	0	0	0	0
2022	Jaguars	17	17	184	128	56	12	26	2.0	12.0	9	0	0	0	0	5	2	2	0	0	0	0	0	0	0	0	0
2023	Jaguars	17	17	173	111	62	8	21	2.5	13.0	10	1	24	24t	1	6	1	3	0	0	0	0	0	0	0	0	0
2024	Jaguars	12	12	97	57	40	6	15	1.0	9.0	1	1	0	0	0	7	0	0	0	0	0	0	0	0	0	0	0
NFL TOTALS		110	88	908	563	345	38	106	10.5	67.0	38	7	169	56	1	29	10	6	0	0	8	5	3	0	0	0	0

FOYESADE OLUOKUN'S NFL POSTSEASON DEFENSIVE STATISTICS

DATE	TEAM	GP	GS	TACKLES							INTERCEPTIONS					O. FUMB				ST			MISC					
				TK	S	A	TFL	YDS	SK	YDS	QBH	NO	YDS	LG	TD	PD	FF	FR	TD	YDS	TK	S	A	FF	FR	S	A	
2022	Jaguars	2	2	27	12	15	0	0	0.0	0.0	2	0	0	0	0	0	0	0	0	0	0	0	0	0	0	0	0	0
NFL TOTALS		2	2	27	12	15	0	0	0.0	0.0	2	0	0	0	0	0	0	0	0	0	0	0	0	0	0	0	0	0



SINGLE-GAME HIGHS: DEFENSIVE

Total Tackles	18 vs. Baltimore Ravens, Nov 27, 2022 16 at Philadelphia Eagles, Oct 02, 2022 ...1 more at 16.	Fumble Recoveries	1 vs. Tennessee Titans, Nov 19, 2023 1 vs. Atlanta Falcons, Oct 01, 2023 ...4 more at 1.
Solo Tackles	13 vs. Baltimore Ravens, Nov 27, 2022 12 at Philadelphia Eagles, Oct 02, 2022 ...1 more at 12.	Tackles For Loss	3 vs. San Francisco 49ers, Nov 12, 2023 3 vs. Atlanta Falcons, Oct 01, 2023 ...2 more at 3.
Sacks	2.0 vs. San Francisco 49ers, Nov 12, 2023 1.0 vs. Cleveland Browns, Sep 15, 2024 ...7 more at 1.0.	Interceptions	1 vs. Minnesota Vikings, Nov 10, 2024 1 at New Orleans Saints, Oct 19, 2023 ...5 more at 1.
Passes Defensed	2 vs. Houston Texans, Dec 01, 2024 2 at New Orleans Saints, Oct 19, 2023 ...3 more at 2.	Interception Return Yards	56 at Miami Dolphins, Oct 24, 2021 51 at Kansas City Chiefs, Dec 27, 2020
Forced Fumbles	3 at Dallas Cowboys, Sep 20, 2020 2 at New York Jets, Dec 22, 2022	Special Teams Tackles	2 vs. Los Angeles Rams, Oct 20, 2019 1 vs. Carolina Panthers, Dec 08, 2019 ...5 more at 1.

SINGLE-GAME HIGHS - POSTSEASON: DEFENSIVE

Total Tackles	14 at Kansas City Chiefs, Jan 21, 2023 13 vs. Los Angeles Chargers, Jan 14, 2023	Solo Tackles	8 vs. Los Angeles Chargers, Jan 14, 2023 4 at Kansas City Chiefs, Jan 21, 2023
----------------------	---	---------------------	---

2024 GAME-BY-GAME REGULAR-SEASON STATISTICS (JAGUARS)

DATE	OPPONENT	P/S	TACKLES							INTERCEPTIONS					O. FUMB				ST				MISC		W/L	SCORE	
			TK	S	A	SK	YDS	TFL	YDS	QBH	NO	YDS	LG	TD	PD	FF	FR	TD	YDS	TK	S	A	FF	FR			S
09/08	at Dolphins	S	11	9	2	0.0	0.0	2	2	0	0	0	0	0	1	0	0	0	0	0	0	0	0	0	0	L	17-20
09/15	Browns	S	8	2	6	1.0	9.0	1	9	1	0	0	0	0	0	0	0	0	0	0	0	0	0	0	L	13-18	
09/23	at Bills	S	3	2	1	0.0	0.0	0	0	0	0	0	0	0	1	0	0	0	0	0	0	0	0	0	L	10-47	
09/29	at Texans																								L	20-24	
10/06	Colts																								W	37-34	
10/13	at Bears																								L	16-35	
10/20	Patriots																								W	32-16	
10/27	Packers	S	9	4	5	0.0	0.0	1	1	0	0	0	0	0	0	0	0	0	0	0	0	0	0	0	L	27-30	
11/03	at Eagles	S	8	7	1	0.0	0.0	0	0	0	0	0	0	0	0	0	0	0	0	0	0	0	0	0	L	23-28	
11/10	Vikings	S	11	6	5	0.0	0.0	0	0	0	1	0	0	0	1	0	0	0	0	0	0	0	0	0	L	7-12	
11/17	at Lions	S	9	6	3	0.0	0.0	0	0	0	0	0	0	0	0	0	0	0	0	0	0	0	0	0	L	6-52	
12/01	Texans	S	4	3	1	0.0	0.0	0	0	0	0	0	0	0	2	0	0	0	0	0	0	0	0	0	L	20-23	
12/08	at Titans	S	11	6	5	0.0	0.0	0	0	0	0	0	0	0	0	0	0	0	0	0	0	0	0	0	W	10-6	
12/15	Jets	S	4	3	1	0.0	0.0	1	2	0	0	0	0	0	0	0	0	0	0	0	0	0	0	0	L	25-32	
12/22	at Raiders	S	8	6	2	0.0	0.0	0	0	0	0	0	0	0	1	0	0	0	0	0	0	0	0	0	L	14-19	
12/29	Titans	S	11	3	8	0.0	0.0	1	1	0	0	0	0	0	1	0	0	0	0	0	0	0	0	0	W	20-13	
2024 TOTALS	12-12		97	57	40	1.0	9.0	6	15	1	1	0	0	0	7	0	0	0	0	0	0	0	0	0	0	4-12	

2023 GAME-BY-GAME REGULAR-SEASON STATISTICS (JAGUARS)

DATE	OPPONENT	P/S	TACKLES							INTERCEPTIONS					O. FUMB				ST				MISC		W/L	SCORE	
			TK	S	A	SK	YDS	TFL	YDS	QBH	NO	YDS	LG	TD	PD	FF	FR	TD	YDS	TK	S	A	FF	FR			S
09/10	at Colts	S	13	8	5	0.0	0.0	0	0	1	0	0	0	0	1	0	0	0	0	0	0	0	0	0	0	W	31-21
09/17	Chiefs	S	10	6	4	0.0	0.0	0	0	0	0	0	0	0	0	0	1	0	0	0	0	0	0	0	0	L	9-17
09/24	Texans	S	14	8	6	0.0	0.0	0	0	0	0	0	0	0	0	0	0	0	0	0	0	0	0	0	0	L	17-37
10/01	Falcons	S	9	8	1	0.0	0.0	3	9	0	0	0	0	0	0	0	1	0	0	0	0	0	0	0	0	W	23-7
10/08	at Bills	S	6	4	2	0.0	0.0	0	0	1	0	0	0	0	0	0	0	0	0	0	0	0	0	0	0	W	25-20
10/15	Colts	S	15	10	5	0.0	0.0	1	1	0	0	0	0	0	2	0	0	0	0	0	0	0	0	0	0	W	37-20
10/19	at Saints	S	14	9	5	0.0	0.0	0	0	0	1	24	24	1	2	0	0	0	0	0	0	0	0	0	0	W	31-24
10/29	at Steelers	S	11	9	2	0.0	0.0	0	0	1	0	0	0	0	0	1	0	0	0	0	0	0	0	0	0	W	20-10
11/12	49ers	S	9	6	3	2.0	9.0	3	11	2	0	0	0	0	0	0	0	0	0	0	0	0	0	0	0	L	3-34
11/19	Titans	S	6	1	5	0.5	4.0	0	0	1	0	0	0	0	0	0	1	0	0	0	0	0	0	0	0	W	34-14
11/26	at Texans	S	11	8	3	0.0	0.0	0	0	0	0	0	0	0	0	0	0	0	0	0	0	0	0	0	0	W	24-21
12/04	Bengals	S	13	8	5	0.0	0.0	0	0	1	0	0	0	0	0	0	0	0	0	0	0	0	0	0	0	L	31-34+
12/10	at Browns	S	7	5	2	0.0	0.0	1	0	0	0	0	0	0	0	0	0	0	0	0	0	0	0	0	0	L	27-31
12/17	Ravens	S	10	8	2	0.0	0.0	0	0	1	0	0	0	0	0	0	0	0	0	0	0	0	0	0	0	L	7-23
12/24	at Buccaneers	S	12	7	5	0.0	0.0	0	0	1	0	0	0	0	0	0	0	0	0	0	0	0	0	0	0	L	12-30
12/31	Panthers	S	6	3	3	0.0	0.0	0	0	1	0	0	0	0	1	0	0	0	0	0	0	0	0	0	0	W	26-0
01/07	at Titans	S	7	3	4	0.0	0.0	0	0	0	0	0	0	0	0	0	0	0	0	0	0	0	0	0	0	L	20-28
2023 TOTALS	17-17		173	111	62	2.5	13.0	8	21	10	1	24	24T	1	6	1	3	0	0	0	0	0	0	0	0	9-8	

+ - Overtime





ESEZI OTOMEWO | 90

POSITION: DEFENSIVE TACKLE
HT: 6-5 | **WT:** 282 | **DOB:** 3-9-1999
COLLEGE: MINNESOTA
HOMETOWN: INDIANAPOLIS, IND.
ACQ: FA-'23
EXP: 3rd YEAR

@EzeziOtomewo
 @esezi

KEY TRANSACTIONS

- Originally drafted by Minnesota in the fifth round (165th overall) of the 2022 draft
- Signed to Jacksonville's practice squad on 8/31/23

PRO

2024 (Jaguars)

- 12/29 vs. TEN: Inactive
- 12/22 at L.V.: Inactive
- 12/15 vs. NYJ: Inactive
- 12/8 at TEN: Inactive
- 12/1 vs. HOU: Inactive
- 11/17 at DET: Inactive
- 11/10 vs. MIN: Inactive
- 11/3 at PHI: Inactive
- 10/27 vs. G.B.: Inactive
- 10/20 vs. N.E.: Inactive
- 10/13 at CHI: Started at defensive tackle and posted two tackles, one quarterback hit and 0.5 sacks
- 10/6 vs. IND: Started at defensive tackle and registered one quarterback hit
- 9/29 at HOU: Saw action at defensive end and on special teams
- 9/23 at BUF: Inactive
- 9/15 vs. CLE: Saw action at defensive tackle and recorded two tackles
- 9/8 at MIA: Inactive

2023 (Jaguars)

- Spent the season on the practice squad

2022 (Vikings)

- Appeared in five games and recorded five tackles

COLLEGE

- Played three seasons at the University of Minnesota (2018-21)
- Started all 13 games in 2021, tallying 30 tackles, 4.5 tackles for loss, 3.0 sacks and one safety
- Played in seven games in 2020, totaling 15 tackles and one sack at Illinois
- Appeared in all 13 games in 2019, making 22 tackles, 5.0 tackles for loss and 2.5 sacks

PERSONAL

- Attended Red Lion Christian High School in Bear, Del.
- Played high school football with Bengals RB Chris Evans
- Has three sisters, one full and two half sisters
- Business and marketing major

ESEZI OTOMEWO'S NFL REGULAR SEASON DEFENSIVE STATISTICS

DATE	TEAM	GP	TACKLES							INTERCEPTIONS							O. FUMB					ST					MISC	
			GS	TK	S	A	TFL	YDS	SK	YDS	QBH	NO	YDS	LG	TD	PD	FF	FR	TD	YDS	TK	S	A	FF	FR	S	A	
2022	Vikings	5	0	5	3	2	1	1	0.0	0.0	0	0	0	0	0	0	0	0	0	0	0	0	0	0	0	0	0	
2023	Jaguars	0	0	0	0	0	0	0	0.0	0.0	0	0	0	0	0	0	0	0	0	0	0	0	0	0	0	0		
2024	Jaguars	4	2	4	0	4	0	0	0.5	2.0	2	0	0	0	0	0	0	0	0	0	0	0	0	0	1	0		
NFL TOTALS		9	2	9	3	6	1	1	0.5	2.0	2	0	0	0	0	0	0	0	0	0	0	0	0	0	1	0		



ESEZI OTOMEWO'S NFL POSTSEASON DEFENSIVE STATISTICS

DATE	TEAM	GP	TACKLES							INTERCEPTIONS							O. FUMB				ST				MISC		
			GS	TK	S	A	TFL	YDS	SK	YDS	QBH	NO	YDS	LG	TD	PD	FF	FR	TD	YDS	TK	S	A	FF	FR	S	A
2022	Vikings	0	0	0	0	0	0	0	0	0.0	0.0	0	0	0	0	0	0	0	0	0	0	0	0	0	0	0	0
NFL TOTALS		0	0	0	0	0	0	0	0	0.0	0.0	0	0	0	0	0	0	0	0	0	0	0	0	0	0	0	

SINGLE-GAME HIGHS: DEFENSIVE

Total Tackles 2 at Chicago Bears, Oct 13, 2024
 2 vs. Cleveland Browns, Sep 15, 2024
Solo Tackles 1 at Chicago Bears, Jan 08, 2023
 1 vs. New York Giants, Dec 24, 2022
 ...1 more at 1.

Special Teams Fumble Recoveries 1 at Chicago Bears, Oct 13, 2024

2024 GAME-BY-GAME REGULAR-SEASON STATISTICS (JAGUARS)

DATE	OPPONENT	P/S	TACKLES							INTERCEPTIONS							O. FUMB				ST				MISC		SCORE		
			TK	S	A	SK	YDS	TFL	YDS	QBH	NO	YDS	LG	TD	PD	FF	FR	TD	YDS	TK	S	A	FF	FR	S	A		W/L/T	
09/08	at Dolphins		ON INACTIVE LIST																									L	17-20
09/15	Browns	P	2	0	2	0.0	0.0	0	0	0	0	0	0	0	0	0	0	0	0	0	0	0	0	0	0	0	L	13-18	
09/23	at Bills		ON INACTIVE LIST																									L	10-47
09/29	at Texans	P	0	0	0	0.0	0.0	0	0	0	0	0	0	0	0	0	0	0	0	0	0	0	0	0	0	L	20-24		
10/06	Colts	S	0	0	0	0.0	0.0	0	0	1	0	0	0	0	0	0	0	0	0	0	0	0	0	0	0	W	37-34		
10/13	at Bears	S	2	0	2	0.5	2.0	0	0	1	0	0	0	0	0	0	0	0	0	0	0	0	1	0	0	L	16-35		
10/20	Patriots		ON INACTIVE LIST																									W	32-16
10/27	Packers		ON INACTIVE LIST																									L	27-30
11/03	at Eagles		ON INACTIVE LIST																									L	23-28
11/10	Vikings		ON INACTIVE LIST																									L	7-12
11/17	at Lions		ON INACTIVE LIST																									L	6-52
12/01	Texans		ON INACTIVE LIST																									L	20-23
12/08	at Titans		ON INACTIVE LIST																									W	10-6
12/15	Jets		ON INACTIVE LIST																									L	25-32
12/22	at Raiders		ON INACTIVE LIST																									L	14-19
12/29	Titans		ON INACTIVE LIST																									W	20-13
2024 TOTALS		4-2	4	0	4	0.5	2.0	0	0	2	0	0	0	0	0	0	0	0	0	0	0	0	0	0	1	0	0	4-12	

2023 GAME-BY-GAME REGULAR-SEASON STATISTICS (JAGUARS)

DATE	OPPONENT	P/S	TACKLES							INTERCEPTIONS							O. FUMB				ST				MISC		SCORE		
			TK	S	A	SK	YDS	TFL	YDS	QBH	NO	YDS	LG	TD	PD	FF	FR	TD	YDS	TK	S	A	FF	FR	S	A		W/L	
09/10	at Colts		PRACTICE SQUAD																									W	31-21
09/17	Chiefs		PRACTICE SQUAD																									L	9-17
09/24	Texans		PRACTICE SQUAD																									L	17-37
10/01	Falcons		PRACTICE SQUAD																									W	23-7
10/08	at Bills		PRACTICE SQUAD																									W	25-20
10/15	Colts		PRACTICE SQUAD																									W	37-20
10/19	at Saints		PRACTICE SQUAD																									W	31-24
10/29	at Steelers		PRACTICE SQUAD																									W	20-10
11/12	49ers		PRACTICE SQUAD																									L	3-34
11/19	Titans		PRACTICE SQUAD																									W	34-14
11/26	at Texans		PRACTICE SQUAD																									W	24-21
12/04	Bengals		PRACTICE SQUAD																									L	31-34+
12/10	at Browns		PRACTICE SQUAD																									L	27-31
12/17	Ravens		PRACTICE SQUAD																									L	7-23
12/24	at Buccaneers		PRACTICE SQUAD																									L	12-30
12/31	Panthers		PRACTICE SQUAD																									W	26-0
01/07	at Titans		PRACTICE SQUAD																									L	20-28
2023 TOTALS			0	0	0	0.0	0.0	0	0	0	0	0	0	0	0	0	0	0	0	0	0	0	0	0	0	0	0	9-8	

+ - Overtime





DE'ANTRE PRINCE | 24

POSITION: CORNERBACK
HT: 6-0 | **WT:** 183 | **DOB:** 10-12-2000
COLLEGE: MISSISSIPPI
HOMETOWN: CHARLESTON, MISS.
ACQ: D5-'24
EXP: R

KEY TRANSACTIONS

- Originally drafted by Jacksonville in the fifth round (153rd overall) in the 2024 draft

PRO

2024 (Jaguars)

- 12/29 vs. TEN:** Did not play
- 12/22 at L.V.:** Saw action at cornerback and recorded one tackle
- 12/15 vs. NYJ:** Did not play
- 12/8 at TEN:** Did not play
- 12/1 vs. HOU:** Did not play
- 11/17 at DET:** Inactive
- 11/10 vs. MIN:** Did not play
- 11/3 at PHI:** Saw action on special teams
- 10/27 vs. G.B.:** Saw action at cornerback and recorded one solo tackle
- 10/20 vs. N.E.:** Saw action on special teams
- 10/13 at CHI:** Saw action on special teams
- 10/6 vs. IND:** Saw action on special teams
- 9/29 at HOU:** Saw action at cornerback
- 9/23 at BUF:** Saw action at cornerback
- 9/15 vs. CLE:** Saw action at cornerback in his NFL debut and recorded one tackle
- 9/8 at MIA:** Did not play

COLLEGE

- Participated in the 2024 East-West Bowl
- Appeared in 51 games and recorded 146 tackles (101 solo), six interceptions, six tackles for loss and 1.0 sack for Mississippi

PERSONAL

- Son of Jackie Prince and Brandon Brown
- Majored in Multi-disciplinary studies

DE'ANTRE PRINCE'S NFL REGULAR SEASON DEFENSIVE STATISTICS

DATE	TEAM	GP	TACKLES							INTERCEPTIONS							O. FUMB					ST					MISC	
			GS	TK	S	A	TFL	YDS	SK	YDS	QBH	NO	YDS	LG	TD	PD	FF	FR	TD	YDS	TK	S	A	FF	FR	S	A	
2024	Jaguars	9	0	3	2	1	0	0	0.0	0.0	0	0	0	0	0	0	0	0	0	0	0	0	0	0	0	0	0	0
NFL TOTALS		9	0	3	2	1	0	0	0.0	0.0	0	0	0	0	0	0	0	0	0	0	0	0	0	0	0	0	0	

SINGLE-GAME HIGHS: DEFENSIVE

Total Tackles 1 at Las Vegas Raiders, Dec 22, 2024
 1 vs. Green Bay Packers, Oct 27, 2024
 ...1 more at 1.

Solo Tackles 1 at Las Vegas Raiders, Dec 22, 2024
 1 vs. Green Bay Packers, Oct 27, 2024



2024 GAME-BY-GAME REGULAR-SEASON STATISTICS (JAGUARS)

DATE	OPPONENT	P/S	TACKLES							INTERCEPTIONS					O. FUMB				ST				MISC		SCORE				
			TK	S	A	SK	YDS	TFL	YDS	QBH	NO	YDS	LG	TD	PD	FF	FR	TD	YDS	TK	S	A	FF	FR		S	A	W/L	
09/08	at Dolphins		DID NOT PLAY (NON-INJURY)																									L	17-20
09/15	Browns	P	1	0	1	0.0	0.0	0	0	0	0	0	0	0	0	0	0	0	0	0	0	0	0	0	0	0	L	13-18	
09/23	at Bills	P	0	0	0	0.0	0.0	0	0	0	0	0	0	0	0	0	0	0	0	0	0	0	0	0	0	L	10-47		
09/29	at Texans	P	0	0	0	0.0	0.0	0	0	0	0	0	0	0	0	0	0	0	0	0	0	0	0	0	0	L	20-24		
10/06	Colts	P	0	0	0	0.0	0.0	0	0	0	0	0	0	0	0	0	0	0	0	0	0	0	0	0	0	W	37-34		
10/13	at Bears	P	0	0	0	0.0	0.0	0	0	0	0	0	0	0	0	0	0	0	0	0	0	0	0	0	0	L	16-35		
10/20	Patriots	P	0	0	0	0.0	0.0	0	0	0	0	0	0	0	0	0	0	0	0	0	0	0	0	0	0	W	32-16		
10/27	Packers	P	1	1	0	0.0	0.0	0	0	0	0	0	0	0	0	0	0	0	0	0	0	0	0	0	0	L	27-30		
11/03	at Eagles	P	0	0	0	0.0	0.0	0	0	0	0	0	0	0	0	0	0	0	0	0	0	0	0	0	0	L	23-28		
11/10	Vikings		DID NOT PLAY (NON-INJURY)																									L	7-12
11/17	at Lions		ON INACTIVE LIST																									L	6-52
12/01	Texans		DID NOT PLAY (NON-INJURY)																									L	20-23
12/08	at Titans		DID NOT PLAY (NON-INJURY)																									W	10-6
12/15	Jets		DID NOT PLAY (NON-INJURY)																									L	25-32
12/22	at Raiders	P	1	1	0	0.0	0.0	0	0	0	0	0	0	0	0	0	0	0	0	0	0	0	0	0	0	L	14-19		
12/29	Titans		DID NOT PLAY (NON-INJURY)																									W	20-13
2024 TOTALS		9-0	3	2	1	0.0	0.0	0	0	0	0	0	0	0	0	0	0	0	0	0	0	0	0	0	0	0	4-12		

DE'ANTRE PRINCE'S COLLEGE DEFENSIVE STATISTICS

DATE	TEAM	GP	TACKLES							INTERCEPTIONS					O. FUMB				ST				MISC					
			GS	TK	S	A	TFL	YDS	SK	YDS	QBH	NO	YDS	LG	TD	PD	FF	FR	TD	YDS	TK	S	A	FF	FR	S	A	
2019	Ole Miss	12	4	25	18	7	0.0	0.0	0.0	0.0	0	2	21	21	0	2	0	0	0	0	0	0	0	0	0	0	0	0
2021	Ole Miss	13	7	45	33	12	0.0	0.0	0.0	0.0	0	2	15	15	0	3	1	0	0	0	0	0	0	0	0	0	0	
2022	Ole Miss	13	13	39	26	13	1.0	3.0	0.0	0.0	0	1	0	0	0	11	0	0	0	0	0	0	0	0	0	0	0	
2023	Ole Miss	13	13	36	24	12	5.0	9.0	1.0	1.0	0	1	44	44	0	5	1	0	0	0	0	0	0	0	0	0	0	
TOTALS		51	37	145	101	44	6.0	12.0	1.0	1.0	0	6	80	44	0	21	2	0	0	0	0	0	0	0	0	0	0	

COLLEGE 2023 GAME-BY-GAME STATISTICS (OLE MISS)

DATE	OPPONENT	P/S	TACKLES							INTERCEPTIONS					O. FUMB				ST				MISC		SCORE			
			TK	S	A	SK	YDS	TFL	YDS	QBH	NO	YDS	LG	TD	PD	FF	FR	TD	YDS	TK	S	A	FF	FR		S	A	W/L
09/02	Mercer	S	2	2	0	0.0	0.0	0.0	0.0	0	0	0	0	0	0	0	0	0	0	0	0	0	0	0	0	0	W	73-7
09/09	at Tulane	S	3	2	1	0.0	0.0	0.0	0.0	0	1	44	44	0	2	0	0	0	0	0	0	0	0	0	0	0	W	37-20
09/16	Georgia Tech	S	4	1	3	0.0	0.0	1.0	2.0	0	0	0	0	0	0	0	0	0	0	0	0	0	0	0	0	W	48-23	
09/23	at Alabama	S	5	2	3	0.0	0.0	0.0	0.0	0	0	0	0	0	0	0	0	0	0	0	0	0	0	0	0	L	10-24	
09/30	LSU	S	2	2	0	0.0	0.0	0.0	0.0	0	0	0	0	0	0	0	0	0	0	0	0	0	0	0	0	W	55-49	
10/07	Arkansas	S	4	4	0	0.0	0.0	2.0	4.0	0	0	0	0	0	0	1	0	0	0	0	0	0	0	0	0	W	27-20	
10/21	at Auburn	S	1	1	0	0.0	0.0	1.0	2.0	0	0	0	0	0	1	0	0	0	0	0	0	0	0	0	0	W	28-21	
10/28	Vanderbilt	S	1	1	0	0.0	0.0	0.0	0.0	0	0	0	0	0	1	0	0	0	0	0	0	0	0	0	0	W	33-7	
11/04	Texas A&M	S	6	4	2	0.0	0.0	0.0	0.0	0	0	0	0	0	0	0	0	0	0	0	0	0	0	0	0	W	38-35	
11/11	at Georgia	S	2	1	1	0.0	0.0	0.0	0.0	0	0	0	0	0	1	0	0	0	0	0	0	0	0	0	0	L	17-52	
11/18	ULM	S	2	0	2	0.0	0.0	0.0	0.0	0	0	0	0	0	0	0	0	0	0	0	0	0	0	0	0	W	35-3	
11/23	at Mississippi St.	S	2	2	0	1.0	1.0	1.0	1.0	0	0	0	0	0	0	0	0	0	0	0	0	0	0	0	0	W	17-7	
12/30	at Penn St.	S	2	2	0	0.0	0.0	0.0	0.0	0	0	0	0	0	0	0	0	0	0	0	0	0	0	0	0	W	38-25	
2023 TOTALS		13-13	36	24	12	1.0	1.0	5.0	9.0	0	1	44	44	0	5	1	0	0	0	0	0	0	0	0	0	11-2		





JOSH REYNOLDS | 87

POSITION: WIDE RECEIVER

HT: 6-3 | WT: 194 | DOB: 2-16-1995

COLLEGE: TEXAS A&M

HOMETOWN: SAN ANTONIO, TEXAS

ACQ: W (DEN)-'24

EXP: 8th YEAR

KEY TRANSACTIONS

- Originally drafted by the Los Angeles Rams in the fourth round (117th overall) of the 2017 draft
- Signed by Tennessee as an unrestricted free agent on 3/23/21
- Released by Tennessee on 11/9/21
- Claimed off waivers by Detroit on 11/10/21
- Signed a two-year extension with Detroit on 3/8/22
- Signed by Denver as an unrestricted free agent on 3/27/24
- Released by Denver on 12/3/24
- Claimed off waivers by Jacksonville on 12/4/24

PRO

2024 (Jaguars)

- **12/29 vs. TEN:** Started at wide receiver
- **12/22 at L.V.:** Saw action at wide receiver
- **12/15 vs. NYJ:** Saw action at wide receiver
- **12/8 at TEN:** Inactive

2024 (Broncos)

- Saw action in five games (one start) and recorded 12 receptions for 183 yards and one touchdown with a receiving average of 15.3
- **9/15 vs. PIT:** Hauled in four receptions for a season-high 93 yards

2023 (Lions)

- Saw action in all 17 games (13 starts) in the regular season and appeared in all three postseason matchups (two starts)
- In the regular season, he recorded 40 receptions for 608 yards and five touchdowns... In the postseason he recorded eight receptions for 132 yards and one touchdown
- **1/14 vs. LAC:** Set postseason highs in both receptions (five) and yards (80) in the NFC Wild Card Round
- **10/8 vs. CAR:** Recorded four receptions for 76 yards and one touchdown
- **9/17 vs. SEA:** Recorded five receptions for 66 yards and a career-high tying two touchdowns

2022 (Lions)

- Saw action in 14 games (11 starts) and recorded 38 receptions for 479 yards and three touchdowns
- **10/9 at N.E.:** Recorded six receptions for 92 yards
- **10/2 vs. SEA:** Recorded seven receptions for a career-high 81 yards and a touchdown
- **9/25 at MIN:** Recorded six receptions for a career-high 96 yards

2021 (Titans, Lions)

- Saw action in five games for the Titans and seven games (five starts) for the Lions
- He recorded a total of 29 receptions for 396 yards and two touchdowns
- **12/19 vs. ARI:** Recorded six receptions for 68 yards and one touchdown
- **11/25 vs. CHI:** Recorded three receptions for 70 yards and one touchdown
- **10/3 at NYJ:** Recorded six receptions for 59 yards

2020 (Rams)

- Saw action in all 16 regular season games (13 starts) and two postseason games (one start)
- He hauled in 52 receptions for 618 yards and two touchdowns in the regular season and recorded three receptions for 65 yards in the postseason
- **1/16 at G.B.:** Recorded three receptions for 65 yards in the NFC Divisional Round
- **12/27 at SEA:** Recorded six receptions for 65 yards
- **11/15 vs. SEA:** Recorded eight receptions for 94 yards



2019 (Rams)

- Saw action in all 16 games (two starts) and recorded 21 receptions for 326 yards and one touchdown... Additionally, he had five rushes for 23 yards
- **11/17 vs. CHI:** Recorded three receptions for 55 yards
- **10/27 vs. CIN:** Recorded three receptions for 73 yards and one touchdown

2018 (Rams)

- Saw action in all 16 games (eight starts) in the regular season and appeared in three postseason matchups (two starts)
- In the regular season, he recorded 29 receptions for 402 yards and five touchdowns... In the postseason he hauled in eight receptions for 121 yards
- **2/3 vs. N.E.:** Recorded three receptions for 28 yards in Super Bowl LIII
- **1/20 at N.O.:** Recorded four receptions for 74 yards in the NFC Conference Championship
- **11/19 vs. K.C.:** Recorded a season-high six receptions for 80 yards and one touchdown

2017 (Rams)

- Saw action in all 16 regular season games (one start) and appeared in one postseason game
- In the regular season, he recorded 11 receptions for 104 yards and one touchdown
- **11/26 vs. N.O.:** Recorded four receptions for 37 yards and one touchdown, marking the first touchdown of his NFL career
- **9/17 vs. WAS:** Recorded one reception for 28 yards marking his first reception of his NFL career
- **9/10 vs. IND:** Made his NFL debut

COLLEGE

- During his three seasons at Texas A&M (2014-16), he played in 38 games (36 starts) and recorded 2,788 yards on 164 receptions (17.0 avg.) with 30 touchdowns
- During his senior season (2016), he started in 13 games and recorded a career-high 1,039 yards on 61 receptions for 12 touchdowns
- Prior to his time at Texas A&M, he played at Tyler Junior College in Tyler, Texas in 2013... He made 44 catches for 782 yards with 12 touchdowns

PERSONAL

- Attended John Jay High School in San Antonio, Texas, where he was named to the San Antonio-News' Class 5A "Super Team" as a senior
- Named all-district 27-5A honors after recording 44 receptions for 667 yards and eight touchdowns

REGULAR SEASON COMPARISON: RECEIVING - INDIANAPOLIS COLTS

DATE	OPP	W/L	GP/GS	REC	YDS.	AVG.	TD	LG	TGTS	YAC
9/10/17	LA vs. IND	W	P	0	0	0	0	0	0	0
10/31/21	TEN @ IND	W	P	0	0	0	0	0	0	0
TOTALS			2/0	0	0	0	0	0	0	0

JOSH REYNOLDS' NFL REGULAR SEASON RUSHING/RECEIVING STATISTICS

DATE	TEAM	RECEIVING								RUSHING				
		GP	GS	NO.	YDS.	AVG.	LG	TD	NO.	YDS.	AVG.	LG	TD	
2017	Rams	16	1	11	104	9.5	28	1	0	0	0.0	0	0	
2018	Rams	16	8	29	402	13.9	33	5	2	8	4.0	10	0	
2019	Rams	16	2	21	326	15.5	31t	1	5	23	4.6	12	0	
2020	Rams	16	13	52	618	11.9	40t	2	1	5	5.0	5	0	
2021	Titans	5	0	10	90	9.0	12	0	0	0	0.0	0	0	
Went from Tennessee to Detroit.														
2021	Lions	7	5	19	306	16.1	39t	2	0	0	0.0	0	0	
2021	TOTAL	12	5	29	396	13.7	39t	2	0	0	0.0	0	0	
2022	Lions	14	11	38	479	12.6	31	3	0	0	0.0	0	0	
2023	Lions	17	13	40	608	15.2	33	5	0	0	0.0	0	0	
2024	Broncos	5	1	12	183	15.3	49	1	0	0	0.0	0	0	
Went from Denver to Jacksonville.														
2024	Jaguars	3	1	0	0	0.0	0	0	0	0	0.0	0	0	
2024	TOTAL	8	2	12	183	15.3	49	1	0	0	0.0	0	0	
NFL TOTALS		115	55	232	3,116	13.4	49	20	8	36	4.5	12	0	

JOSH REYNOLDS' NFL POSTSEASON RUSHING/RECEIVING STATISTICS

DATE	TEAM	RECEIVING								RUSHING				
		GP	GS	NO.	YDS.	AVG.	LG	TD	NO.	YDS.	AVG.	LG	TD	
2017	Rams	1	0	0	0	0.0	0	0	0	0	0.0	0	0	
2018	Rams	3	2	8	121	15.1	33	0	2	25	12.5	16	0	
2020	Rams	2	1	3	65	21.7	28	0	0	0	0.0	0	0	
2023	Lions	3	2	8	132	16.5	33	1	0	0	0.0	0	0	
NFL TOTALS		9	5	19	318	16.7	33	1	2	25	12.5	16	0	



JOSH REYNOLDS' NFL REGULAR SEASON RETURN STATISTICS

DATE	TEAM	KICKOFF RETURNS					PUNT RETURNS					
		RET.	YDS.	AVG.	LG	TD	NO.	FC	YDS.	AVG.	LG	TD
2017	Rams	0	0	0.0	0	0	0	0	0	0.0	0	0
2018	Rams	0	0	0.0	0	0	0	0	0	0.0	0	0
2019	Rams	0	0	0.0	0	0	0	0	0	0.0	0	0
2020	Rams	0	0	0.0	0	0	0	0	0	0.0	0	0
2021	Titans	0	0	0.0	0	0	0	0	0	0.0	0	0
Went from Tennessee to Detroit.												
2021	Lions	0	0	0.0	0	0	0	0	0	0.0	0	0
2021	TOTAL	0	0	0.0	0	0	0	0	0	0.0	0	0
2022	Lions	0	0	0.0	0	0	0	0	0	0.0	0	0
2023	Lions	0	0	0.0	0	0	0	0	0	0.0	0	0
2024	Broncos	0	0	0.0	0	0	0	0	0	0.0	0	0
Went from Denver to Jacksonville.												
2024	Jaguars	0	0	0.0	0	0	0	0	0	0.0	0	0
2024	TOTAL	0	0	0.0	0	0	0	0	0	0.0	0	0
NFL TOTALS		0	0	0.0	0	0	0	0	0	0.0	0	0

JOSH REYNOLDS' NFL POSTSEASON RETURN STATISTICS

DATE	TEAM	KICKOFF RETURNS					PUNT RETURNS					
		RET.	YDS.	AVG.	LG	TD	NO.	FC	YDS.	AVG.	LG	TD
2017	Rams	0	0	0.0	0	0	0	0	0	0.0	0	0
2018	Rams	0	0	0.0	0	0	0	0	0	0.0	0	0
2020	Rams	0	0	0.0	0	0	0	0	0	0.0	0	0
2023	Lions	0	0	0.0	0	0	0	0	0	0.0	0	0
NFL TOTALS		0	0	0.0	0	0	0	0	0	0.0	0	0

SINGLE-GAME HIGHS: RUSHING/RECEIVING

Rush Attempts	3 vs. Seattle Seahawks, Dec 08, 2019 1 at Seattle Seahawks, Dec 27, 2020 ...4 more at 1.	Receiving TDs	2 vs. Seattle Seahawks, Sep 17, 2023 2 vs. San Francisco 49ers, Dec 30, 2018 ...1 more at 2.
Rushing Yards	29 vs. Seattle Seahawks, Dec 08, 2019 10 at Seattle Seahawks, Oct 07, 2018	All-Purpose Yards	96 at Minnesota Vikings, Sep 25, 2022 94 vs. Seattle Seahawks, Nov 15, 2020
Longest Runs	12 vs. Seattle Seahawks, Dec 08, 2019 10 vs. Seattle Seahawks, Dec 08, 2019 ...1 more at 10.	Special Teams Tackles	1 at Seattle Seahawks, Oct 07, 2018 1 at Tennessee Titans, Dec 24, 2017 ...2 more at 1.
Receptions	8 vs. Seattle Seahawks, Nov 15, 2020 7 vs. Seattle Seahawks, Oct 02, 2022	Most TDs	2 vs. Seattle Seahawks, Sep 17, 2023 2 vs. San Francisco 49ers, Dec 30, 2018 ...1 more at 2.
Receiving Yards	96 at Minnesota Vikings, Sep 25, 2022 94 vs. Seattle Seahawks, Nov 15, 2020	Miscellaneous Tackles	2 at Cleveland Browns, Nov 21, 2021 1 at Dallas Cowboys, Oct 23, 2022 ...5 more at 1.
Receiving Average	24.3 vs. Cincinnati Bengals, Oct 27, 2019 23.3 vs. Chicago Bears, Nov 25, 2021 ...1 more at 23.3.	Scrimmage Yards	96 at Minnesota Vikings, Sep 25, 2022 94 vs. Seattle Seahawks, Nov 15, 2020
Longest Receptions	49 vs. Pittsburgh Steelers, Sep 15, 2024 40t at San Francisco 49ers, Oct 18, 2020		

SINGLE-GAME HIGHS - POSTSEASON: RUSHING/RECEIVING

Rush Attempts	1 at New Orleans Saints, Jan 20, 2019 1 vs. Dallas Cowboys, Jan 12, 2019	Longest Receptions	33 vs. Los Angeles Rams, Jan 14, 2024 33 at New Orleans Saints, Jan 20, 2019
Rushing Yards	16 at New Orleans Saints, Jan 20, 2019 9 vs. Dallas Cowboys, Jan 12, 2019	Receiving TDs	1 vs. Tampa Bay Buccaneers, Jan 21, 2024
Longest Runs	16 at New Orleans Saints, Jan 20, 2019 9 vs. Dallas Cowboys, Jan 12, 2019	All-Purpose Yards	90 at New Orleans Saints, Jan 20, 2019 80 vs. Los Angeles Rams, Jan 14, 2024
Receptions	5 vs. Los Angeles Rams, Jan 14, 2024 4 at New Orleans Saints, Jan 20, 2019	Special Teams Tackles	1 vs. Atlanta Falcons, Jan 06, 2018
Receiving Yards	80 vs. Los Angeles Rams, Jan 14, 2024 74 at New Orleans Saints, Jan 20, 2019	Most TDs	1 vs. Tampa Bay Buccaneers, Jan 21, 2024
Receiving Average	21.7 at Green Bay Packers, Jan 16, 2021 18.5 at New Orleans Saints, Jan 20, 2019	Scrimmage Yards	90 at New Orleans Saints, Jan 20, 2019 80 vs. Los Angeles Rams, Jan 14, 2024



2024 GAME-BY-GAME REGULAR-SEASON STATISTICS (BRONCOS/JAGUARS)

DATE	OPPONENT	P/S	RECEIVING					RUSHING					W/L	SCORE
			NO.	YDS.	AVG.	LG	TD	NO.	YDS.	AVG.	LG	TD		
09/08	at Seahawks	P	5	45	9.0	25	0	0	0	0.0	0	0	L	20-26
09/15	Steelers	P	4	93	23.3	49	0	0	0	0.0	0	0	L	6-13
09/22	at Buccaneers	S	2	36	18.0	31	0	0	0	0.0	0	0	W	26-7
09/29	at Jets	P	0	0	0.0	0	0	0	0	0.0	0	0	W	10-9
10/06	Raiders	P	1	9	9.0	9t	1	0	0	0.0	0	0	W	34-18
10/13	Chargers												L	16-23
10/17	at Saints												W	33-10
10/27	Panthers												W	28-14
11/03	at Ravens												L	10-41
11/10	at Chiefs												L	14-16
11/17	Falcons												W	38-6
11/24	at Raiders												W	29-19
12/02	Browns												W	41-32
Went from Broncos to Jaguars .														
12/08	at Titans												W	10-6
12/15	Jets	P	0	0	0.0	0	0	0	0	0.0	0	0	L	25-32
12/22	at Raiders	P	0	0	0.0	0	0	0	0	0.0	0	0	L	14-19
12/29	Titans	S	0	0	0.0	0	0	0	0	0.0	0	0	W	20-13
2024 TOTALS		8-2	12	183	15.3	49	1	0	0	0.0	0	0	10-7	

2023 GAME-BY-GAME REGULAR-SEASON STATISTICS (LIONS)

DATE	OPPONENT	P/S	RECEIVING					RUSHING					W/L	SCORE
			NO.	YDS.	AVG.	LG	TD	NO.	YDS.	AVG.	LG	TD		
09/07	at Chiefs	S	4	80	20.0	33	0	0	0	0.0	0	0	W	21-20
09/17	Seahawks	P	5	66	13.2	22t	2	0	0	0.0	0	0	L	31-37+
09/24	Falcons	S	0	0	0.0	0	0	0	0	0.0	0	0	W	20-6
09/28	at Packers	S	3	69	23.0	26	0	0	0	0.0	0	0	W	34-20
10/08	Panthers	S	4	76	19.0	27	1	0	0	0.0	0	0	W	42-24
10/15	at Buccaneers	S	3	50	16.7	21	0	0	0	0.0	0	0	W	20-6
10/22	at Ravens	P	2	43	21.5	22	0	0	0	0.0	0	0	L	6-38
10/30	Raiders	S	1	13	13.0	13	0	0	0	0.0	0	0	W	26-14
11/12	at Chargers	S	2	15	7.5	8	0	0	0	0.0	0	0	W	41-38
11/19	Bears	S	1	11	11.0	11	0	0	0	0.0	0	0	W	31-26
11/23	Packers	P	2	15	7.5	12t	1	0	0	0.0	0	0	L	22-29
12/03	at Saints	S	1	12	12.0	12	0	0	0	0.0	0	0	W	33-28
12/10	at Bears	S	3	44	14.7	27	1	0	0	0.0	0	0	L	13-28
12/16	Broncos	P	2	41	20.5	21	0	0	0	0.0	0	0	W	42-17
12/24	at Vikings	S	1	16	16.0	16	0	0	0	0.0	0	0	W	30-24
12/30	at Cowboys	S	1	13	13.0	13	0	0	0	0.0	0	0	L	19-20
01/07	Vikings	S	5	44	8.8	18	0	0	0	0.0	0	0	W	30-20
2023 TOTALS		17-13	40	608	15.2	33	5	0	0	0.0	0	0	12-5	

+ - Overtime

2022 GAME-BY-GAME REGULAR-SEASON STATISTICS (LIONS)

DATE	OPPONENT	P/S	RECEIVING					RUSHING					W/L	SCORE
			NO.	YDS.	AVG.	LG	TD	NO.	YDS.	AVG.	LG	TD		
09/11	Eagles	S	1	28	28.0	28	0	0	0	0.0	0	0	L	35-38
09/18	Commanders	S	3	38	12.7	23	1	0	0	0.0	0	0	W	36-27
09/25	at Vikings	S	6	96	16.0	26	0	0	0	0.0	0	0	L	24-28
10/02	Seahawks	S	7	81	11.6	26	1	0	0	0.0	0	0	L	45-48
10/09	at Patriots	S	6	92	15.3	31	0	0	0	0.0	0	0	L	0-29
10/23	at Cowboys	S	1	8	8.0	8	0	0	0	0.0	0	0	L	6-24
10/30	Dolphins	S	2	14	7.0	9	0	0	0	0.0	0	0	L	27-31
11/06	Packers												W	15-9
11/13	at Bears												W	31-30
11/20	at Giants												W	31-18
11/24	Bills	P	0	0	0.0	0	0	0	0	0.0	0	0	L	25-28
12/04	Jaguars	S	3	19	6.3	8	0	0	0	0.0	0	0	W	40-14
12/11	Vikings	S	5	51	10.2	18	1	0	0	0.0	0	0	W	34-23
12/18	at Jets	S	0	0	0.0	0	0	0	0	0.0	0	0	W	20-17
12/24	at Panthers	S	2	31	15.5	26	0	0	0	0.0	0	0	L	23-37
01/01	Bears	P	1	5	5.0	5	0	0	0	0.0	0	0	W	41-10
01/08	at Packers	P	1	16	16.0	16	0	0	0	0.0	0	0	W	20-16
2022 TOTALS		14-11	38	479	12.6	31	3	0	0	0.0	0	0	9-8	



2018 GAME-BY-GAME REGULAR-SEASON STATISTICS (RAMS)

DATE	OPPONENT	P/S	RECEIVING					RUSHING					W/L	SCORE
			NO.	YDS.	AVG.	LG	TD	NO.	YDS.	AVG.	LG	TD		
09/10	at Raiders	P	0	0	0.0	0	0	0	0	0.0	0	0	W	33-13
09/16	Cardinals	P	0	0	0.0	0	0	0	0	0.0	0	0	W	34-0
09/23	Chargers	P	0	0	0.0	0	0	0	0	0.0	0	0	W	35-23
09/27	Vikings	P	0	0	0.0	0	0	0	0	0.0	0	0	W	38-31
10/07	at Seahawks	P	2	39	19.5	22	0	1	10	10.0	10	0	W	33-31
10/14	at Broncos	P	1	-2	-2.0	-2	0	0	0	0.0	0	0	W	23-20
10/21	at 49ers	S	1	19	19.0	19	0	0	0	0.0	0	0	W	39-10
10/28	Packers	S	3	42	14.0	22	2	1	-2	-2.0	-2	0	W	29-27
11/04	at Saints	P	0	0	0.0	0	0	0	0	0.0	0	0	L	35-45
11/11	Seahawks	P	0	0	0.0	0	0	0	0	0.0	0	0	W	36-31
11/19	Chiefs	S	6	80	13.3	27	1	0	0	0.0	0	0	W	54-51
12/02	at Lions	S	2	19	9.5	14	0	0	0	0.0	0	0	W	30-16
12/09	at Bears	S	3	36	12.0	16	0	0	0	0.0	0	0	L	6-15
12/16	Eagles	S	5	70	14.0	33	0	0	0	0.0	0	0	L	23-30
12/23	at Cardinals	S	2	44	22.0	26	0	0	0	0.0	0	0	W	31-9
12/30	49ers	S	4	55	13.8	29t	2	0	0	0.0	0	0	W	48-32
2018 TOTALS		16-8	29	402	13.9	33	5	2	8	4.0	10	0	13-3	

2017 GAME-BY-GAME REGULAR-SEASON STATISTICS (RAMS)

DATE	OPPONENT	P/S	RECEIVING					RUSHING					W/L	SCORE
			NO.	YDS.	AVG.	LG	TD	NO.	YDS.	AVG.	LG	TD		
09/10	Colts	P	0	0	0.0	0	0	0	0	0.0	0	0	W	46-9
09/17	Redskins	P	1	28	28.0	28	0	0	0	0.0	0	0	L	20-27
09/21	at 49ers	P	0	0	0.0	0	0	0	0	0.0	0	0	W	41-39
10/01	at Cowboys	P	0	0	0.0	0	0	0	0	0.0	0	0	W	35-30
10/08	Seahawks	P	0	0	0.0	0	0	0	0	0.0	0	0	L	10-16
10/15	at Jaguars	P	0	0	0.0	0	0	0	0	0.0	0	0	W	27-17
10/22	Cardinals	P	0	0	0.0	0	0	0	0	0.0	0	0	W	33-0
11/05	at Giants	P	0	0	0.0	0	0	0	0	0.0	0	0	W	51-17
11/12	Texans	P	0	0	0.0	0	0	0	0	0.0	0	0	W	33-7
11/19	at Vikings	P	0	0	0.0	0	0	0	0	0.0	0	0	L	7-24
11/26	Saints	S	4	37	9.3	14	1	0	0	0.0	0	0	W	26-20
12/03	at Cardinals	P	2	6	3.0	3	0	0	0	0.0	0	0	W	32-16
12/10	Eagles	P	2	17	8.5	15	0	0	0	0.0	0	0	L	35-43
12/17	at Seahawks	P	0	0	0.0	0	0	0	0	0.0	0	0	W	42-7
12/24	at Titans	P	0	0	0.0	0	0	0	0	0.0	0	0	W	27-23
12/31	49ers	P	2	16	8.0	11	0	0	0	0.0	0	0	L	13-34
2017 TOTALS		16-1	11	104	9.5	28	1	0	0	0.0	0	0	11-5	

2023 GAME-BY-GAME POSTSEASON STATISTICS (LIONS)

DATE	OPPONENT	P/S	RECEIVING					RUSHING					W/L	SCORE
			NO.	YDS.	AVG.	LG	TD	NO.	YDS.	AVG.	LG	TD		
01/14	Rams	S	5	80	16.0	33	0	0	0	0.0	0	0	W	24-23
01/21	Buccaneers	P	2	27	13.5	18	1	0	0	0.0	0	0	W	31-23
01/28	at 49ers	S	1	25	25.0	25	0	0	0	0.0	0	0	L	31-34
2023 TOTALS		3-2	8	132	16.5	33	1	0	0	0.0	0	0	2-1	

2020 GAME-BY-GAME POSTSEASON STATISTICS (RAMS)

DATE	OPPONENT	P/S	RECEIVING					RUSHING					W/L	SCORE
			NO.	YDS.	AVG.	LG	TD	NO.	YDS.	AVG.	LG	TD		
01/09	at Seahawks	P	0	0	0.0	0	0	0	0	0.0	0	0	W	30-20
01/16	at Packers	S	3	65	21.7	28	0	0	0	0.0	0	0	L	18-32
2020 TOTALS		2-1	3	65	21.7	28	0	0	0	0.0	0	0	1-1	

2018 GAME-BY-GAME POSTSEASON STATISTICS (RAMS)

DATE	OPPONENT	P/S	RECEIVING					RUSHING					W/L	SCORE
			NO.	YDS.	AVG.	LG	TD	NO.	YDS.	AVG.	LG	TD		
01/12	Cowboys	S	1	19	19.0	19	0	1	9	9.0	9	0	W	30-22
01/20	at Saints	P	4	74	18.5	33	0	1	16	16.0	16	0	W	26-23+
02/03	Patriots	S	3	28	9.3	11	0	0	0	0.0	0	0	L	3-13
2018 TOTALS		3-2	8	121	15.1	33	0	2	25	12.5	16	0	2-1	

+ - Overtime

2017 GAME-BY-GAME POSTSEASON STATISTICS (RAMS)

DATE	OPPONENT	P/S	RECEIVING					RUSHING					W/L	SCORE
			NO.	YDS.	AVG.	LG	TD	NO.	YDS.	AVG.	LG	TD		
01/06	Falcons	P	0	0	0.0	0	0	0	0	0.0	0	0	L	13-26
2017 TOTALS		1-0	0	0	0.0	0	0	0	0	0.0	0	0	0-1	





KEILAN ROBINSON | 31

POSITION: RUNNING BACK
HT: 5-8 | **WT:** 191 | **DOB:** 2-16-2000
COLLEGE: TEXAS
HOMETOWN: WASHINGTON, D.C.
ACQ: D5-'24
EXP: R

@__keilan
 k__rob

KEY TRANSACTIONS

- Originally drafted by Jacksonville in the fifth round (167th overall) in the 2024 draft

PRO

Jaguars (2024)

- 12/29 vs. TEN:** Saw action on special teams
- 12/22 at L.V.:** Saw action on special teams
- 12/15 vs. NYJ:** Saw action on special teams
- 12/8 at TEN:** Returned two kickoffs for 34 yards, including one 20-yard return
- 12/1 vs. HOU:** Saw action on special teams in his NFL debut

COLLEGE

- Appeared in 37 games for Texas after transferring from Alabama in 2021
- His 24.2 average yards per kick return ranks eighth in Texas history and ranks ninth in total kickoff return yards (897)

PERSONAL

- Attended St. John's High School in Washington, D.C.
- Rated as the No. 15 running back nationally in 2018

KEILAN ROBINSON'S NFL REGULAR SEASON RUSHING/RECEIVING STATISTICS

DATE	TEAM	RUSHING							RECEIVING				
		GP	GS	NO.	YDS.	AVG.	LG	TD	NO.	YDS.	AVG.	LG	TD
2024	Jaguars	5	0	0	0	0.0	0	0	0	0	0.0	0	0
NFL TOTALS		5	0	0	0	0.0	0	0	0	0	0.0	0	0

KEILAN ROBINSON'S NFL REGULAR SEASON RETURN STATISTICS

DATE	TEAM	KICKOFF RETURNS					PUNT RETURNS					
		RET.	YDS.	AVG.	LG	TD	NO.	FC	YDS.	AVG.	LG	TD
2024	Jaguars	2	34	17.0	20	0	0	0	0	0.0	0	0
NFL TOTALS		2	34	17.0	20	0	0	0	0	0.0	0	0

SINGLE-GAME HIGHS: RUSHING/RECEIVING

All-Purpose Yards 34 at Tennessee Titans, Dec 08, 2024
Kickoff Returns 2 at Tennessee Titans, Dec 08, 2024

Kickoff Return Yards 34 at Tennessee Titans, Dec 08, 2024
Longest Kickoff Return 20 at Tennessee Titans, Dec 08, 2024
14 at Tennessee Titans, Dec 08, 2024



2024 GAME-BY-GAME REGULAR-SEASON STATISTICS (JAGUARS)

DATE	OPPONENT	P/S	RUSHING					RECEIVING					W/L	SCORE
			NO.	YDS.	AVG.	LG	TD	NO.	YDS.	AVG.	LG	TD		
09/08	at Dolphins												L	17-20
09/15	Browns												L	13-18
09/23	at Bills												L	10-47
09/29	at Texans												L	20-24
10/06	Colts												W	37-34
10/13	at Bears												L	16-35
10/20	Patriots												W	32-16
10/27	Packers												L	27-30
11/03	at Eagles												L	23-28
11/10	Vikings												L	7-12
11/17	at Lions												L	6-52
12/01	Texans	P	0	0	0.0	0	0	0	0	0.0	0	0	L	20-23
12/08	at Titans	P	0	0	0.0	0	0	0	0	0.0	0	0	W	10-6
12/15	Jets	P	0	0	0.0	0	0	0	0	0.0	0	0	L	25-32
12/22	at Raiders	P	0	0	0.0	0	0	0	0	0.0	0	0	L	14-19
12/29	Titans	P	0	0	0.0	0	0	0	0	0.0	0	0	W	20-13
2024 TOTALS		5-0	0	0	0.0	0	0	0	0	0.0	0	0	4-12	

KEILAN ROBINSON'S COLLEGE RUSHING/RECEIVING STATISTICS

DATE	TEAM	GP	GS	RUSHING					RECEIVING				
				NO.	YDS.	AVG.	LG	TD	NO.	YDS.	AVG.	LG	TD
2019	Alabama	8	0	39	254	6.5	74	2	0	0	0.0	0	0
2021	Texas	12	1	45	322	7.2	65	3	7	57	8.1	25	0
2022	Texas	13	3	25	86	3.4	26	0	20	219	11.0	35	3
2023	Texas	14	1	12	134	11.2	57	3	8	56	7.0	16	0
TOTALS		47	5	121	796	6.6	74	8	35	332	9.5	35	3

KEILAN ROBINSON'S COLLEGE RETURN STATISTICS

DATE	TEAM	KICKOFF RETURNS					PUNT RETURNS					
		RET.	YDS.	AVG.	LG	TD	NO.	FC	YDS.	AVG.	LG	TD
2019	Alabama	1	22	22.0	22	0	0	0	0	0.0	0	0
2021	Texas	0	0	0.0	0	0	0	0	0	0.0	0	0
2022	Texas	16	403	25.2	52	0	1	0	19	19.0	12	1
2023	Texas	22	494	22.5	95	1	0	0	0	0.0	0	0
TOTALS		39	919	23.6	95	1	1	0	19	19.0	12	1

COLLEGE 2023 GAME-BY-GAME STATISTICS (TEXAS)


DATE	OPPONENT	P/S	RUSHING					RECEIVING					W/L	SCORE
			NO.	YDS.	AVG.	LG	TD	NO.	YDS.	AVG.	LG	TD		
09/02	Rice	P	1	3	3.0	3	0	1	11	11.0	11	0	W	37-10
09/09	at Alabama	P	3	6	2.0	3	0	1	3	3.0	3	0	W	34-24
09/16	Wyoming	P	0	0	0.0	0	0	1	16	16.0	16	0	W	31-10
09/23	at Baylor	P	1	9	9.0	9	0	0	0	0.0	0	0	W	38-6
09/30	Kansas	P	0	0	0.0	0	0	1	-2	-2.0	0	0	W	40-14
10/07	Oklahoma	P	0	0	0.0	0	0	1	1	1.0	1	0	L	30-34
10/21	at Houston	P	0	0	0.0	0	0	0	0	0.0	0	0	W	31-24
10/28	BYU	P	1	23	23.0	23	0	1	7	7.0	7	0	W	35-6
11/04	Kansas St.	P	1	8	8.0	8	0	0	0	0.0	0	0	W	33-30
11/11	at TCU	P	0	0	0.0	0	0	0	0	0.0	0	0	W	29-26
11/18	at Iowa St.	P	0	0	0.0	0	0	0	0	0.0	0	0	W	26-16
11/24	Texas Tech	P	1	10	10.0	10	1	0	0	0.0	0	0	W	57-7
12/02	Oklahoma St.	S	4	75	18.8	57	2	2	20	10.0	16	0	W	49-21
01/01	at Washington	P	0	0	0.0	0	0	0	0	0.0	0	0	L	31-37
2023 TOTALS		14-1	12	134	11.2	57	3	8	56	7.0	16	0	12-2	





DARNELL SAVAGE | 6

POSITION: SAFETY
HT: 5-11 | **WT:** 198 | **DOB:** 7-30-1997
COLLEGE: MARYLAND
HOMETOWN: BEAR, DEL.
ACQ: UFA (GB) -24
EXP: 6th YEAR

 @darnellsavage_
 @darnellsavage_

KEY TRANSACTIONS

- Originally drafted by Green Bay in the first round (21st overall) in the 2019 draft
- Signed by Jacksonville as an unrestricted free agent on 4/22/22

PRO

2024 (Jaguars)

- **12/29 vs. TEN:** Inactive due to injury
- **12/22 at L.V.:** Started at safety and recorded one solo tackle plus one tackle for loss
- **12/15 vs. NYJ:** Started at safety and recorded five tackles (four solo) and two passes defended
- **12/8 at TEN:** Started at safety and recorded two solo tackles
- **12/1 vs. HOU:** Recorded a team-high seven solo tackles
- **11/17 at DET:** Recorded five tackles (three solo)
- **11/10 vs. MIN:** Amassed four tackles (three solo), one tackle for loss, one pass defended and one interception... His interception marked the 10th of his career and his first as a Jaguar
- **11/3 at PHI:** Recorded four tackles (three solo) and one pass defended
- **10/27 vs. G.B.:** Recorded six tackles (four solo)
- **10/20 vs. N.E.:** Recorded three tackles (two solo)
- **10/13 at CHI:** Started at safety and recorded two solo tackles
- **10/6 vs. IND:** Started at safety and registered three tackles
- **9/29 at HOU:** Inactive due to injury
- **9/23 at BUF:** Inactive due to injury
- **9/15 vs. CLE:** Inactive due to injury
- **9/8 at MIA:** Started at safety and recorded two passes defended

2023 (Packers)

- Started all 10 games he appeared in and recorded 50 total tackles (35 solo), one tackle for loss and one pass defended
- **1/14 at DAL (NFC Wild Card):** Started and played 79 snaps on defense, recording four tackles (three solo), an interception and a pass defended... Intercepted QB Dak Prescott in the second quarter and returned it 64 yards for a touchdown... His 64-yard return is the fourth-longest interception return in Packers playoff history
- **9/24 vs. N.O.:** Played every snap on defense and recorded six total tackles (five solo)... Appeared on nine special teams snaps, recording a tackle that pinned the Saints at their own 17
- **9/17 at ATL:** Was one of five players to play every snap on defense, recording eight tackles (six solo)
- **9/10 at CHI:** Started and played 66 snaps on defense, leading the team with nine tackles (five solo) and a tackle for a loss (tied career high)

2022 (Packers)

- Played in 16 games with 13 starts... Recorded 57 tackles (42 solo), two tackles for a loss, five passes defended, one interception (returned for first-career touchdown) and one fumble recovery
- **1/8 vs. DET:** Finished with a team-high 11 tackles (seven solo), a tackle for a loss and a team-best two passes defended
- **1/1 vs. MIN:** Recorded two tackles (one solo), one pass defended and one interception... Posted his first career pick-six with a 75-yard return... Marked the longest interception returned for a touchdown by a Packer since 2014

2021 (Packers)

- Started all 17 contests and posted 63 tackles (48 solo), nine passes defended, two interceptions and two tackles for loss
- **12/25 vs. CLE:** Recorded a season-high eight total tackles (five solo), one pass defended and one interception, leading to a drive that resulted in a touchdown
- **10/17 at CHI:** Posted three solo tackles, one pass defended and one interception on 51 defensive snaps

2020 (Packers)

- Started all 15 contests he appeared in during the regular season and recorded 75 total tackles (56 solo), 12 passes defended, four interceptions, three tackles for loss, two quarterback hits, 1.0 sack and one fumble recovery
- Led the team in interceptions (four) and passes defended (12)... Finished the season with the fourth-most tackles on the team



- Played every postseason defensive snap for the Packers, recording four total tackles (three solo) and one quarterback hit
- **12/27 vs. TEN:** Posted five tackles (two solo), three passes defended and one interception
- **12/13 at DET:** Led the defense with eight tackles (all solo), one quarterback hit, one tackle for a loss and his first career sack
- **12/6 vs. PHI:** Posted two solo tackles, one quarterback hit and one interception, marking his third interception in the last two games
- **11/29 vs. CHI:** Recorded a career-best two interceptions, the first Packer with two interceptions in a single game since 2016
- **11/22 at IND:** Posted six tackles (four solo), one pass defended and his first career fumble recovery

2019 (Packers)

- Started all 14 games he appeared in and recorded 61 tackles (41 solo), seven passes defended, two interceptions, a team-high two forced fumbles, one tackle for loss and one quarterback hit
- Was named to the PFWA All-Rookie team
- Started both playoff games and recorded 12 tackles (nine solo), including one tackle for a loss
- **9/22 vs. DEN:** Matched his season high with seven tackles (five solo) and recorded his first interception in the NFL
- **9/5 at CHI:** Became the first rookie safety to start for the Packers in Week 1 since 2010... Registered three tackles (all solo), one pass defended and one quarterback hit

COLLEGE

- Played in 46 games with 37 starts in four seasons for Maryland, recording 182 tackles (139 solo), eight INTs (two returned for TDs), 22 passes defended, 1.0 sack, one fumble recovery and one blocked punt he returned for a touchdown
- Earned All-Big Ten honors from the media and coaches in each of his final two years, being named honorable mention in 2017 and second team in 2018
- Started all 36 games over his final three seasons
- Earned a degree in family science

PERSONAL

- He was born in Salisbury, Md.
- Good friend and college teammate, D.J. Moore, plays wide receiver for the Chicago Bears... He and Moore, who was drafted in the first round (No. 21 overall) by the Carolina Panthers in 2018, were the first Maryland players to be selected in the first round of the NFL Draft in back-to-back years since Merriman (No. 12 overall in 2005) and TE Vernon Davis (No. 6 overall in 2006)
- Switched his jersey number to No. 4 from No. 26 to follow in the footsteps of former Maryland All-American cornerback William Likely III, who was a mentor to him
- Helped lead Caravel Academy High School to the 2013 state championship

DARNELL SAVAGE'S NFL REGULAR SEASON DEFENSIVE STATISTICS

DATE	TEAM	GP	GS	TACKLES							INTERCEPTIONS							O. FUMB					ST			MISC			
				TK	S	A	TFL	YDS	SK	YDS	QBH	NO	YDS	LG	TD	PD	FF	FR	TD	YDS	TK	S	A	FF	FR	S	A		
2019	Packers	14	14	61	41	20	1	2	0.0	0.0	0	2	37	28	0	7	2	0	0	0	0	0	0	0	0	0	0	0	0
2020	Packers	15	15	75	56	19	3	14	1.0	10.0	2	4	13	9	0	12	0	1	0	0	0	0	0	0	0	0	0	0	
2021	Packers	17	17	63	48	15	2	1	0.0	0.0	0	2	0	0	0	9	0	0	0	0	0	0	0	0	0	0	0	0	
2022	Packers	16	13	57	42	15	2	6	0.0	0.0	0	1	75	75t	1	5	0	1	0	0	2	1	1	0	0	0	0	0	
2023	Packers	10	10	50	35	15	1	7	0.0	0.0	0	0	0	0	0	1	0	0	0	0	0	1	1	0	0	0	0	0	
2024	Jaguars	12	12	42	34	8	2	15	0.0	0.0	0	1	16	16	0	6	0	0	0	0	0	0	0	0	0	0	0	0	
NFL TOTALS		84	81	348	256	92	11	45	1.0	10.0	3	10	141	75T	1	40	2	2	0	2	2	2	0	0	0	0	0	0	

DARNELL SAVAGE'S NFL POSTSEASON DEFENSIVE STATISTICS

DATE	TEAM	GP	GS	TACKLES							INTERCEPTIONS							O. FUMB					ST			MISC		
				TK	S	A	TFL	YDS	SK	YDS	QBH	NO	YDS	LG	TD	PD	FF	FR	TD	YDS	TK	S	A	FF	FR	S	A	
2019	Packers	2	2	12	9	3	1	4	0.0	0.0	0	0	0	0	0	0	0	0	0	0	0	0	0	0	0	0	0	0
2020	Packers	2	2	4	3	1	0	0	0.0	0.0	1	0	0	0	0	0	0	0	0	0	0	0	0	0	0	0	0	0
2021	Packers	1	1	0	0	0	0	0	0.0	0.0	0	0	0	0	0	0	0	0	0	0	0	0	0	0	0	0	0	0
2023	Packers	2	2	8	5	3	0	0	0.0	0.0	0	1	64	64t	1	2	0	0	0	0	0	0	0	0	0	0	0	0
NFL TOTALS		7	7	24	17	7	1	4	0.0	0.0	1	1	64	64T	1	2	0	0	0	0	0	0	0	0	0	0	0	0



SINGLE-GAME HIGHS: DEFENSIVE

Total Tackles	11 vs. Detroit Lions, Jan 08, 2023 10 at Chicago Bears, Jan 03, 2021	Fumble Recoveries	1 at Indianapolis Colts, Nov 22, 2020
Solo Tackles	8 at Chicago Bears, Jan 03, 2021 8 at Detroit Lions, Dec 13, 2020	Tackles For Loss	1 vs. Minnesota Vikings, Nov 10, 2024 1 at Chicago Bears, Sep 10, 2023 ...8 more at 1.
Sacks	1.0 at Detroit Lions, Dec 13, 2020	Interceptions	2 vs. Chicago Bears, Nov 29, 2020 1 vs. Minnesota Vikings, Nov 10, 2024 ...7 more at 1.
Passes Defensed	3 vs. Tennessee Titans, Dec 27, 2020 2 vs. New York Jets, Dec 15, 2024 ...7 more at 2.	Interception Return Yards	28 at New York Giants, Dec 01, 2019 9 vs. Tennessee Titans, Dec 27, 2020 ...1 more at 9.
Forced Fumbles	1 vs. Washington Redskins, Dec 08, 2019 1 vs. Minnesota Vikings, Sep 15, 2019	Special Teams Tackles	1 vs. New Orleans Saints, Sep 24, 2023 1 vs. Los Angeles Rams, Dec 19, 2022

SINGLE-GAME HIGHS - POSTSEASON: DEFENSIVE

Total Tackles	9 at San Francisco 49ers, Jan 19, 2020 4 at San Francisco 49ers, Jan 20, 2024 ...1 more at 4.	Tackles For Loss	1 at San Francisco 49ers, Jan 19, 2020
Solo Tackles	6 at San Francisco 49ers, Jan 19, 2020 3 at Dallas Cowboys, Jan 14, 2024 ...1 more at 3.	Interceptions	1 at Dallas Cowboys, Jan 14, 2024
Passes Defensed	1 at Dallas Cowboys, Jan 14, 2024	Interception Return Yards	64 at Dallas Cowboys, Jan 14, 2024

2024 GAME-BY-GAME REGULAR-SEASON STATISTICS (JAGUARS)

DATE	OPPONENT	P/S	TACKLES							INTERCEPTIONS					O. FUMB				ST				MISC		W/L	SCORE		
			TK	S	A	SK	YDS	TFL	YDS	QBH	NO	YDS	LG	TD	PD	FF	FR	TD	YDS	TK	S	A	FF	FR			S	A
09/08	at Dolphins	S	0	0	0	0.0	0.0	0	0	0	0	0	0	0	0	0	0	0	0	0	0	0	0	0	0	0	L	17-20
09/15	Browns																									L	13-18	
09/23	at Bills																									L	10-47	
09/29	at Texans																									L	20-24	
10/06	Colts	S	3	3	0	0.0	0.0	0	0	0	0	0	0	0	0	0	0	0	0	0	0	0	0	0	0	W	37-34	
10/13	at Bears	S	2	2	0	0.0	0.0	0	0	0	0	0	0	0	0	0	0	0	0	0	0	0	0	0	0	L	16-35	
10/20	Patriots	S	3	2	1	0.0	0.0	0	0	0	0	0	0	0	0	0	0	0	0	0	0	0	0	0	0	W	32-16	
10/27	Packers	S	6	4	2	0.0	0.0	0	0	0	0	0	0	0	0	0	0	0	0	0	0	0	0	0	0	L	27-30	
11/03	at Eagles	S	4	3	1	0.0	0.0	0	0	0	0	0	0	0	0	0	0	0	0	0	0	0	0	0	0	L	23-28	
11/10	Vikings	S	4	3	1	0.0	0.0	1	7	0	1	16	16	0	1	0	0	0	0	0	0	0	0	0	0	L	7-12	
11/17	at Lions	S	5	3	2	0.0	0.0	0	0	0	0	0	0	0	0	0	0	0	0	0	0	0	0	0	0	L	6-52	
12/01	Texans	S	7	7	0	0.0	0.0	0	0	0	0	0	0	0	0	0	0	0	0	0	0	0	0	0	0	L	20-23	
12/08	at Titans	S	2	2	0	0.0	0.0	0	0	0	0	0	0	0	0	0	0	0	0	0	0	0	0	0	0	W	10-6	
12/15	Jets	S	5	4	1	0.0	0.0	0	0	0	0	0	0	0	0	0	0	0	0	0	0	0	0	0	0	L	25-32	
12/22	at Raiders	S	1	1	0	0.0	0.0	1	8	0	0	0	0	0	0	0	0	0	0	0	0	0	0	0	0	L	14-19	
12/29	Titans																									W	20-13	
2024 TOTALS			12-12	42	34	8	0.0	0.0	2	15	0	1	16	16	0	6	0	0	0	0	0	0	0	0	0	0	4-12	

2023 GAME-BY-GAME REGULAR-SEASON STATISTICS (PACKERS)

DATE	OPPONENT	P/S	TACKLES							INTERCEPTIONS					O. FUMB				ST				MISC		W/L	SCORE		
			TK	S	A	SK	YDS	TFL	YDS	QBH	NO	YDS	LG	TD	PD	FF	FR	TD	YDS	TK	S	A	FF	FR			S	A
09/10	at Bears	S	9	5	4	0.0	0.0	1	7	0	0	0	0	0	0	0	0	0	0	0	0	0	0	0	0	0	W	38-20
09/17	at Falcons	S	8	6	2	0.0	0.0	0	0	0	0	0	0	0	0	0	0	0	0	0	0	0	0	0	0	L	24-25	
09/24	Saints	S	6	5	1	0.0	0.0	0	0	0	0	0	0	0	0	0	0	0	0	0	0	0	0	0	0	W	18-17	
09/28	Lions	S	5	3	2	0.0	0.0	0	0	0	0	0	0	0	0	0	0	0	0	0	0	0	0	0	0	L	20-34	
10/09	at Raiders	S	4	1	3	0.0	0.0	0	0	0	0	0	0	0	0	0	0	0	0	0	0	0	0	0	0	L	13-17	
10/22	at Broncos	S	1	1	0	0.0	0.0	0	0	0	0	0	0	0	0	0	0	0	0	0	0	0	0	0	0	L	17-19	
10/29	Vikings																									L	10-24	
11/05	Rams																									W	20-3	
11/12	at Steelers																									L	19-23	
11/19	Chargers																									W	23-20	
11/23	at Lions																									W	29-22	
12/03	Chiefs	S	4	4	0	0.0	0.0	0	0	0	0	0	0	0	1	0	0	0	0	0	0	0	0	0	0	0	W	27-19
12/11	at Giants	S	7	6	1	0.0	0.0	0	0	0	0	0	0	0	0	0	0	0	0	0	0	0	0	0	0	L	22-24	
12/17	Buccaneers																									L	20-34	
12/24	at Panthers																									W	33-30	
12/31	at Vikings	S	1	1	0	0.0	0.0	0	0	0	0	0	0	0	0	0	0	0	0	0	0	0	0	0	0	W	33-10	
01/07	Bears	S	5	3	2	0.0	0.0	0	0	0	0	0	0	0	0	0	0	0	0	0	0	0	0	0	0	W	17-9	
2023 TOTALS			10-10	50	35	15	0.0	0.0	1	7	0	0	0	0	0	1	0	0	0	0	0	0	0	0	0	9-8		



2023 GAME-BY-GAME POSTSEASON STATISTICS (PACKERS)

DATE	OPPONENT	P/S	TACKLES							INTERCEPTIONS					O. FUMB				ST				MISC		SCORE				
			TK	S	A	SK	YDS	TFL	YDS	QBH	NO	YDS	LG	TD	PD	FF	FR	TD	YDS	TK	S	A	FF	FR		S	A	W/L	
01/14	at Cowboys	S	4	3	1	0.0	0.0	0	0	0	1	64	64	1	1	0	0	0	0	0	0	0	0	0	0	0	0	W	48-32
01/20	at 49ers	S	4	2	2	0.0	0.0	0	0	0	0	0	0	0	0	0	0	0	0	0	0	0	0	0	0	0	L	21-24	
2023 TOTALS		2-2	8	5	3	0.0	0.0	0	0	0	1	64	64T	1	2	0	0	0	0	0	0	0	0	0	0	0	1-1		





BRANDON SCHERFF | 68

POSITION: OFFENSIVE LINEMAN
HT: 6-5 | **WT:** 315 | **DOB:** 12-26-1991
COLLEGE: IOWA
HOMETOWN: DENISON, IOWA
ACQ: UFA (WAS)-'22
EXP: 10th YEAR

 @bscherff68

KEY TRANSACTIONS

- Originally drafted by Washington in the first round (5th overall) in the 2015 draft
- Signed by Jacksonville as an unrestricted free agent on 3/16/22

PRO

2024 (Jaguars)

- **12/29 vs. TEN:** Started at right guard and played 46-of-58 offensive snaps
- **12/22 at L.V.:** Started at right guard and played all 67 offensive snaps
- **12/15 vs. NYJ:** Started at right guard and played all 84 offensive snaps
- **12/8 at TEN:** Started at right guard and played all 59 offensive snaps
- **12/1 vs. HOU:** Started at right guard and played all 70 offensive snaps
- **11/17 at DET:** Started at right guard and played all 48 offensive snaps
- **11/10 vs. MIN:** Started at right guard and played all 44 offensive snaps
- **11/3 at PHI:** Started at right guard and played all 54 offensive snaps
- **10/27 vs. G.B.:** Started at right guard and played 50-of-57 offensive snaps
- **10/20 vs. N.E.:** Started at right guard and played all 61 offensive snaps
- **10/13 at CHI:** Started at right guard and played all 62 offensive snaps
- **10/6 vs. IND:** Started at right guard and played all 58 offensive snaps
- **9/29 at HOU:** Started at right guard and played all 58 offensive snaps
- **9/23 at BUF:** Started at right guard and played 70 out of 71 offensive snaps
- **9/15 vs. CLE:** Started at right guard and played all 60 offensive snaps
- **9/8 at MIA:** Started at right guard and played all 53 offensive snaps

2023 (Jaguars)

- Voted a captain for the 2023 season
- Started all 17 games at right guard
- **11/26 at HOU:** Started at right guard and played all 76 offensive snaps
- **10/8 at BUF:** Started at right guard and played all 88 offensive snaps... Saw action on special teams
- **9/24 vs. HOU:** Started at right guard and played all 73 offensive snaps

2022 (Jaguars)

- Voted a captain for the 2022 season
- Started all 17 regular season games and both postseason games
- **1/14 vs. LAC:** Started at right guard and played all 74 offensive snaps
- **10/9 vs. HOU:** Started at right guard and played all 75 offensive snaps
- **9/25 at LAC:** Started at right guard and played 75 offensive snaps

2021 (Commanders)

- Started in 11 games and only allowed 2.0 sacks
- Finished the 2021-22 season as the fourth-highest ranked guard according to PFF... He registered a 86.3 overall grade

2020 (Commanders)

- Played and started in all 13 games he appeared in
- Named first-team All-Pro becoming the first Washington player to be named first-team All-Pro since punter Matt Turk in 1996
- Ranked 98th on the NFL Top 100 Players of 2021 list

2019 (Commanders)

- Played and started in 11 games... Placed on injured reserve on 12/17... Only gave up 1.5 sacks

2018 (Commanders)

- Started in all eight games in which he appeared, allowing only one sack on the season



2017 (Commanders)

- Started all 14 games in which he appeared, earning his second Pro Bowl selection

2016 (Commanders)

- Earned first career Pro Bowl selection
- Started all 16 games at right guard, joining Chris Samuels (2000-01) and Jon Jansen (1999-2000) as the only Washington offensive linemen to open their careers by starting 16 games in each of their first two NFL seasons

2015 (Commanders)

- Started all 16 regular season games and one postseason game played by the organization, earning PFWA All-Rookie honors
- Missed only one offensive snap on the year, exiting the field momentarily after losing his shoe... Became only the third rookie offensive lineman to start 16 games for Washington (Jon Jansen in 1999 and Chris Samuels in 2000)

COLLEGE

- Played collegiately at Iowa from 2011-14, appearing in 43 games with 36 starts... In 2014, won the Outland Trophy, which is awarded annually to the nation's most outstanding interior lineman
- Started all 26 games over final two seasons at left tackle and had 36 career starts
- One of five seniors named to 2014 Leadership Group

PERSONAL

- Played for Jaguars Offensive Line Coach Phil Rauscher in Washington from 2018-19... Rauscher was the assistant offensive line coach for Washington in 2018 and was promoted to offensive line coach in 2019
- Played with Jaguars QB C.J. Beathard in college
- Attended Denison (Iowa) High School, where he was a five sport athlete, competing in football, basketball, baseball, tennis and track and field
- Has a wife, Jenni, a son, Easton and a daughter, Baylor
- Has two German shorthaired pointers dogs, Trigger and Rusty... Both also serve as hunting dogs
- Avid fisherman and hunter... Hunted in South Dakota in the 2021 offseason and has also gone ice fishing
- Spends his offseason back home in Iowa

BRANDON SCHERFF'S NFL REGULAR SEASON STATISTICS

DATE	TEAM	GP	GS
2015	Redskins	16	16
2016	Redskins	16	16
2017	Redskins	14	14
2018	Redskins	8	8
2019	Redskins	11	11
2020	Football Team	13	13
2021	Football Team	11	11
2022	Jaguars	17	17
2023	Jaguars	17	17
2024	Jaguars	16	16
NFL TOTALS		139	139

BRANDON SCHERFF'S NFL POSTSEASON STATISTICS

DATE	TEAM	GP	GS
2015	Redskins	1	1
2020	Football Team	1	1
2022	Jaguars	2	2
NFL TOTALS		4	4



2024 GAME-BY-GAME REGULAR-SEASON STATISTICS (JAGUARS)

DATE	OPPONENT	P/S	W/L	SCORE
09/08	at Dolphins	S	L	17-20
09/15	Browns	S	L	13-18
09/23	at Bills	S	L	10-47
09/29	at Texans	S	L	20-24
10/06	Colts	S	W	37-34
10/13	at Bears	S	L	16-35
10/20	Patriots	S	W	32-16
10/27	Packers	S	L	27-30
11/03	at Eagles	S	L	23-28
11/10	Vikings	S	L	7-12
11/17	at Lions	S	L	6-52
12/01	Texans	S	L	20-23
12/08	at Titans	S	W	10-6
12/15	Jets	S	L	25-32
12/22	at Raiders	S	L	14-19
12/29	Titans	S	W	20-13
2024 TOTALS		16-16		4-12

2023 GAME-BY-GAME REGULAR-SEASON STATISTICS (JAGUARS)

DATE	OPPONENT	P/S	W/L	SCORE
09/10	at Colts	S	W	31-21
09/17	Chiefs	S	L	9-17
09/24	Texans	S	L	17-37
10/01	Falcons	S	W	23-7
10/08	at Bills	S	W	25-20
10/15	Colts	S	W	37-20
10/19	at Saints	S	W	31-24
10/29	at Steelers	S	W	20-10
11/12	49ers	S	L	3-34
11/19	Titans	S	W	34-14
11/26	at Texans	S	W	24-21
12/04	Bengals	S	L	31-34+
12/10	at Browns	S	L	27-31
12/17	Ravens	S	L	7-23
12/24	at Buccaneers	S	L	12-30
12/31	Panthers	S	W	26-0
01/07	at Titans	S	L	20-28
2023 TOTALS		17-17		9-8

+ - Overtime





MAASON SMITH | 94

POSITION: DEFENSIVE TACKLE
HT: 6-5 | **WT:** 306 | **DOB:** 10-13-2002
COLLEGE: LSU
HOMETOWN: HOUMA, LA.
ACQ: D2-'24
EXP: R

@therealmaasonn
 @maason

KEY TRANSACTIONS

- Originally drafted by Jacksonville in the second round (48th overall) in the 2024 draft

PRO

2024 (Jaguars)

- 12/29 vs. TEN:** Recorded two tackles (one solo), one tackle for loss, one quarterback hit and 1.0 sack... Became one of four rookie defensive lineman with at least 3.0 sacks this season
- 12/22 at L.V.:** Recorded three tackles (two solo), a career-high two tackles for loss, one pass defended, one quarterback hit and 1.0 sack
- 12/15 vs. NYJ:** Saw action at defensive tackle and recorded two tackles
- 12/8 at TEN:** Saw action at defensive tackle and recorded two tackles (one solo)
- 12/1 vs. HOU:** Saw action at defensive tackle and recorded one solo tackle
- 11/17 at DET:** Inactive
- 11/10 vs. MIN:** Inactive
- 11/3 at PHI:** Inactive
- 10/27 vs. G.B.:** Inactive
- 10/20 vs. N.E.:** Inactive
- 10/13 at CHI:** Recorded one solo tackle, one pass defended, one quarterback hit and 1.0 sack... His sack is the first of his career
- 10/6 vs. IND:** Saw action at defensive tackle and recorded one tackle
- 9/29 at HOU:** Saw action at defensive tackle and posted three tackles
- 9/23 at BUF:** Saw action at defensive tackle and recorded one quarterback hit
- 9/15 vs. CLE:** Inactive
- 9/8 at MIA:** Saw action in his first career game at defensive tackle

COLLEGE

- Appeared in 22 games with 17 starts at LSU and totaled 47 career tackles, 9.5 tackles for loss and 6.5 sacks
- Named 2021 Freshman All-America (Football Writers Association of America) and Freshman All-SEC

PERSONAL

- Son of mother, Cara M. Morgan and father, Malcolm Smith
- Ranked as the number two defensive line prospect and number 18 in the nation according to 247 Sports Composite

MAASON SMITH'S NFL REGULAR SEASON DEFENSIVE STATISTICS

DATE	TEAM	GP	TACKLES							INTERCEPTIONS							O. FUMB				ST				MISC			
			GS	TK	S	A	TFL	YDS	SK	YDS	QBH	NO	YDS	LG	TD	PD	FF	FR	TD	YDS	TK	S	A	FF	FR	S	A	
2024	Jaguars	10	4	16	9	7	3	11	3.0	9.0	4	0	0	0	0	2	0	0	0	0	0	0	0	0	0	0	0	0
NFL TOTALS		10	4	16	9	7	3	11	3.0	9.0	4	0	0	0	0	2	0	0	0	0	0	0	0	0	0	0	0	

SINGLE-GAME HIGHS: DEFENSIVE

Total Tackles	3 at Las Vegas Raiders, Dec 22, 2024 3 at Houston Texans, Sep 29, 2024	Passes Defended	1 at Chicago Bears, Oct 13, 2024
Solo Tackles	3 at Houston Texans, Sep 29, 2024 2 at Las Vegas Raiders, Dec 22, 2024	Tackles For Loss	2 at Las Vegas Raiders, Dec 22, 2024 1 vs. Tennessee Titans, Dec 29, 2024
Sacks	1.0 vs. Tennessee Titans, Dec 29, 2024 1.0 at Las Vegas Raiders, Dec 22, 2024 ...1 more at 1.0.		



2024 GAME-BY-GAME REGULAR-SEASON STATISTICS (JAGUARS)

DATE	OPPONENT	P/S	TACKLES							INTERCEPTIONS					O. FUMB				ST				MISC		SCORE		
			TK	S	A	SK	YDS	TFL	YDS	QBH	NO	YDS	LG	TD	PD	FF	FR	TD	YDS	TK	S	A	FF	FR		S	A
09/08	at Dolphins	P	0	0	0	0.0	0.0	0	0	0	0	0	0	0	0	0	0	0	0	0	0	0	0	0	0	L	17-20
09/15	Browns		ON INACTIVE LIST																							L	13-18
09/23	at Bills	P	0	0	0	0.0	0.0	0	0	0	1	0	0	0	0	0	0	0	0	0	0	0	0	0	0	L	10-47
09/29	at Texans	P	3	3	0	0.0	0.0	0	0	0	0	0	0	0	0	0	0	0	0	0	0	0	0	0	L	20-24	
10/06	Colts	P	1	0	1	0.0	0.0	0	0	0	0	0	0	0	0	0	0	0	0	0	0	0	0	0	W	37-34	
10/13	at Bears	P	1	1	0	1.0	0.0	0	0	1	0	0	0	0	1	0	0	0	0	0	0	0	0	0	L	16-35	
10/20	Patriots		ON INACTIVE LIST																							W	32-16
10/27	Packers		ON INACTIVE LIST																							L	27-30
11/03	at Eagles		ON INACTIVE LIST																							L	23-28
11/10	Vikings		ON INACTIVE LIST																							L	7-12
11/17	at Lions		ON INACTIVE LIST																							L	6-52
12/01	Texans	P	2	1	1	0.0	0.0	0	0	0	0	0	0	0	0	0	0	0	0	0	0	0	0	L	20-23		
12/08	at Titans	S	2	1	1	0.0	0.0	0	0	0	0	0	0	0	0	0	0	0	0	0	0	0	0	0	W	10-6	
12/15	Jets	S	2	0	2	0.0	0.0	0	0	0	0	0	0	0	0	0	0	0	0	0	0	0	0	0	L	25-32	
12/22	at Raiders	S	3	2	1	1.0	6.0	2	8	1	0	0	0	0	1	0	0	0	0	0	0	0	0	0	L	14-19	
12/29	Titans	S	2	1	1	1.0	3.0	1	3	1	0	0	0	0	0	0	0	0	0	0	0	0	0	0	W	20-13	
2024 TOTALS			10-4	16	9	7	3.0	9.0	3	11	4	0	0	0	0	2	0	0	0	0	0	0	0	0	4-12		


MAASON SMITH'S COLLEGE DEFENSIVE STATISTICS

DATE	TEAM	GP	TACKLES							INTERCEPTIONS					O. FUMB				ST				MISC				
			GS	TK	S	A	TFL	YDS	SK	YDS	QBH	NO	YDS	LG	TD	PD	FF	FR	TD	YDS	TK	S	A	FF	FR	S	A
2021	LSU	10	4	19	13	6	5.0	29.0	4.0	25.0	1	0	0	0	0	0	0	0	0	0	0	0	0	0	0	0	0
2022	LSU	2	1	0	0	0.0	0.0	0.0	0.0	0.0	0	0	0	0	0	0	0	0	0	0	0	0	0	0	0	0	
2023	LSU	12	12	28	9	19	4.5	20.0	2.5	16.0	4	0	0	0	0	2	0	0	0	0	0	0	0	0	0	0	
TOTALS		24	17	47	22	25	9.5	49.0	6.5	41.0	5	0	0	0	0	2	0	0	0	0	0	0	0	0	0	0	

COLLEGE 2023 GAME-BY-GAME STATISTICS (LSU)

DATE	OPPONENT	P/S	TACKLES							INTERCEPTIONS					O. FUMB				ST				MISC		SCORE		
			TK	S	A	SK	YDS	TFL	YDS	QBH	NO	YDS	LG	TD	PD	FF	FR	TD	YDS	TK	S	A	FF	FR		S	A
09/03	at Florida St.		DID NOT PLAY (NON-INJURY)																							W	45-24
09/09	Grambling	S	1	1	0	0.0	0.0	1.0	2.0	0	0	0	0	0	0	0	0	0	0	0	0	0	0	0	0	W	72-10
09/16	at Mississippi St.	S	2	1	1	0.0	0.0	0.0	0.0	1	0	0	0	0	1	0	0	0	0	0	0	0	0	0	0	W	41-14
09/23	Arkansas	S	2	1	1	0.0	0.0	0.0	0.0	0	0	0	0	0	0	0	0	0	0	0	0	0	0	0	0	W	34-31
09/30	at Ole Miss	S	2	0	2	0.0	0.0	0.5	0.0	0	0	0	0	0	0	0	0	0	0	0	0	0	0	0	0	L	49-55
10/07	at Missouri	S	4	2	2	1.0	6.0	1.0	6.0	2	0	0	0	0	1	0	0	0	0	0	0	0	0	0	0	W	49-39
10/14	Auburn	S	1	0	1	0.0	0.0	0.0	0.0	0	0	0	0	0	0	0	0	0	0	0	0	0	0	0	0	W	48-18
10/21	Army West Point	S	3	1	2	0.0	0.0	0.5	2.0	0	0	0	0	0	0	0	0	0	0	0	0	0	0	0	0	W	62-0
11/04	at Alabama	S	1	0	1	0.0	0.0	0.0	0.0	0	0	0	0	0	0	0	0	0	0	0	0	0	0	0	0	L	28-42
11/11	Florida	S	1	0	1	0.0	0.0	0.0	0.0	0	0	0	0	0	0	0	0	0	0	0	0	0	0	0	0	W	52-35
11/18	Georgia St.	S	5	1	4	0.5	3.0	0.5	3.0	0	0	0	0	0	0	0	0	0	0	0	0	0	0	0	0	W	56-14
11/25	Texas A&M	S	5	1	4	0.0	0.0	0.0	0.0	1	0	0	0	0	0	0	0	0	0	0	0	0	0	0	0	W	42-30
01/01	Wisconsin	S	1	1	0	1.0	7.0	1.0	7.0	0	0	0	0	0	0	0	0	0	0	0	0	0	0	0	0	W	35-31
2023 TOTALS			12-12	28	9	19	2.5	16.0	4.5	20.0	4	0	0	0	0	2	0	0	0	0	0	0	0	0	0	11-2	





BRENTON STRANGE | 85

POSITION: TIGHT END
HT: 6-4 | **WT:** 253 | **DOB:** 12-27-2000
COLLEGE: PENN STATE
HOMETOWN: PARKERSBURG, W. VA.
ACQ: D2-'23
EXP: 2nd YEAR

BrentonStrange
 brentonstrange_

KEY TRANSACTIONS

- Originally drafted by Jacksonville in the second round (61st overall) in the 2023 NFL Draft

PRO

2024 (Jaguars)

- 12/29 vs. TEN:** Started at tight end
- 12/22 at L.V.:** Started at tight end and recorded 22 yards on two receptions
- 12/15 vs. NYJ:** Started at tight end and recorded a career-high 73 yards on a career-high 11 receptions... His 11 receptions tied-fifth in franchise history for a single game
- 12/8 at TEN:** Saw action at tight end and caught one pass for 21 yards
- 12/1 vs. HOU:** Saw action at tight end and recorded 14 yards on one reception
- 11/17 at DET:** Started at tight end and recorded six yards on one reception
- 11/10 vs. MIN:** Started at tight end and recorded 25 yards on two receptions
- 11/3 at PHI:** Saw action at tight end and on special teams
- 10/27 vs. G.B.:** Recorded 59 yards on a career-high five receptions
- 10/20 vs. N.E.:** Saw action at tight end and on special teams
- 10/13 at CHI:** Saw action at tight end and recorded one reception for 11 yards
- 10/6 vs. IND:** Started at tight end and recorded 24 yards and a touchdown on four receptions
- 9/29 at HOU:** Started at tight end and caught three receptions for 19 yards
- 9/23 at BUF:** Started at tight end and caught two receptions for 12 yards and a touchdown
- 9/15 vs. CLE:** Started at tight end and caught three passes for a career-high 65 yards
- 9/8 at MIA:** Saw action at tight end and on special teams

2023 (Jaguars)

- Appeared in 14 games with four starts during his rookie season... He recorded five receptions for 35 yards and one touchdown
- 10/15 vs. IND:** Started at tight end and recorded two receptions for 27 yards and his first-career touchdown... Saw action on special teams
- 9/24 vs. HOU:** Recorded two receptions for seven yards... Saw action on special teams
- 9/10 at IND:** Saw action at tight end and on special teams in NFL debut

COLLEGE

- Appeared in 37 games while at Penn State, making 31 starts
- Caught 70 passes for 755 yards, scoring 11 touchdowns
- In 2022, caught a career-high six passes for 80 yards at Auburn on 9/17
- Was named to the 2022 Mackey Award watch list
- In his sophomore season, was named All-Big Ten honorable mention
- Redshirted his freshman year and played the next three seasons

PERSONAL

- Majored in Recreation, Park and Tourism Management

BRENTON STRANGE'S NFL REGULAR SEASON RUSHING/RECEIVING STATISTICS

DATE	TEAM	GP	GS	RECEIVING					RUSHING				
				NO.	YDS.	AVG.	LG	TD	NO.	YDS.	AVG.	LG	TD
2023	Jaguars	14	4	5	35	7.0	17	1	0	0	0.0	0	0
2024	Jaguars	16	9	36	351	9.8	30	2	0	0	0.0	0	0
NFL TOTALS		30	13	41	386	9.4	30	3	0	0	0.0	0	0

BRENTON STRANGE'S NFL REGULAR SEASON RETURN STATISTICS

DATE	TEAM	KICKOFF RETURNS					PUNT RETURNS					
		RET.	YDS.	AVG.	LG	TD	NO.	FC	YDS.	AVG.	LG	TD
2023	Jaguars	0	0	0.0	0	0	0	0	0	0.0	0	0
2024	Jaguars	0	0	0.0	0	0	0	0	0	0.0	0	0
NFL TOTALS		0	0	0.0	0	0	0	0	0	0.0	0	0



SINGLE-GAME HIGHS: RECEIVING

Receptions 11 vs. New York Jets, Dec 15, 2024
5 vs. Green Bay Packers, Oct 27, 2024

Receiving Yards 73 vs. New York Jets, Dec 15, 2024
65 vs. Cleveland Browns, Sep 15, 2024

Receiving Average 21.7 vs. Cleveland Browns, Sep 15, 2024
11.8 vs. Green Bay Packers, Oct 27, 2024

Longest Receptions 30 vs. Cleveland Browns, Sep 15, 2024
26 vs. Cleveland Browns, Sep 15, 2024

Receiving TDs 1 vs. Indianapolis Colts, Oct 06, 2024
1 at Buffalo Bills, Sep 23, 2024
...1 more at 1.

All-Purpose Yards 73 vs. New York Jets, Dec 15, 2024
65 vs. Cleveland Browns, Sep 15, 2024

Most TDs 1 vs. Indianapolis Colts, Oct 06, 2024
1 at Buffalo Bills, Sep 23, 2024
...1 more at 1.

2024 GAME-BY-GAME REGULAR-SEASON STATISTICS (JAGUARS)

DATE	OPPONENT	P/S	RECEIVING					RUSHING					W/L	SCORE
			NO.	YDS.	AVG.	LG	TD	NO.	YDS.	AVG.	LG	TD		
09/08	at Dolphins	P	0	0	0.0	0	0	0	0	0.0	0	0	L	17-20
09/15	Browns	S	3	65	21.7	30	0	0	0	0.0	0	0	L	13-18
09/23	at Bills	S	2	12	6.0	6t	1	0	0	0.0	0	0	L	10-47
09/29	at Texans	S	3	19	6.3	11	0	0	0	0.0	0	0	L	20-24
10/06	Colts	S	4	24	6.0	12	1	0	0	0.0	0	0	W	37-34
10/13	at Bears	P	1	11	11.0	11	0	0	0	0.0	0	0	L	16-35
10/20	Patriots	P	0	0	0.0	0	0	0	0	0.0	0	0	W	32-16
10/27	Packers	P	5	59	11.8	21	0	0	0	0.0	0	0	L	27-30
11/03	at Eagles	P	0	0	0.0	0	0	0	0	0.0	0	0	L	23-28
11/10	Vikings	S	2	25	12.5	23	0	0	0	0.0	0	0	L	7-12
11/17	at Lions	S	1	6	6.0	6	0	0	0	0.0	0	0	L	6-52
12/01	Texans	P	1	14	14.0	14	0	0	0	0.0	0	0	L	20-23
12/08	at Titans	P	1	21	21.0	21	0	0	0	0.0	0	0	W	10-6
12/15	Jets	S	11	73	6.6	9	0	0	0	0.0	0	0	L	25-32
12/22	at Raiders	S	2	22	11.0	13	0	0	0	0.0	0	0	L	14-19
12/29	Titans	S	0	0	0.0	0	0	0	0	0.0	0	0	W	20-13
2024 TOTALS		16-9	36	351	9.8	30	2	0	0	0.0	0	0	4-12	

2023 GAME-BY-GAME REGULAR-SEASON STATISTICS (JAGUARS)

DATE	OPPONENT	P/S	RECEIVING					RUSHING					W/L	SCORE
			NO.	YDS.	AVG.	LG	TD	NO.	YDS.	AVG.	LG	TD		
09/10	at Colts	P	0	0	0.0	0	0	0	0	0.0	0	0	W	31-21
09/17	Chiefs	P	0	0	0.0	0	0	0	0	0.0	0	0	L	9-17
09/24	Texans	P	2	7	3.5	4	0	0	0	0.0	0	0	L	17-37
10/01	Falcons	P	0	0	0.0	0	0	0	0	0.0	0	0	W	23-7
10/08	at Bills	P	0	0	0.0	0	0	0	0	0.0	0	0	W	25-20
10/15	Colts	S	2	27	13.5	17	1	0	0	0.0	0	0	W	37-20
10/19	at Saints	P	0	0	0.0	0	0	0	0	0.0	0	0	W	31-24
10/29	at Steelers	P	0	0	0.0	0	0	0	0	0.0	0	0	W	20-10
11/12	49ers	P	0	0	0.0	0	0	0	0	0.0	0	0	L	3-34
11/19	Titans	S	0	0	0.0	0	0	0	0	0.0	0	0	W	34-14
11/26	at Texans	P	0	0	0.0	0	0	0	0	0.0	0	0	W	24-21
12/04	Bengals												L	31-34+
12/10	at Browns												L	27-31
12/17	Ravens												L	7-23
12/24	at Buccaneers	S	0	0	0.0	0	0	0	0	0.0	0	0	L	12-30
12/31	Panthers	S	1	1	1.0	1	0	0	0	0.0	0	0	W	26-0
01/07	at Titans	P	0	0	0.0	0	0	0	0	0.0	0	0	L	20-28
2023 TOTALS		14-4	5	35	7.0	17	1	0	0	0.0	0	0	9-8	


+ - Overtime





DANIEL THOMAS | 20

POSITION: SAFETY
HT: 5-10 | **WT:** 215 | **DOB:** 7-1-1998
COLLEGE: AUBURN
HOMETOWN: MONTGOMERY, ALA.
ACQ: D5A-'20
EXP: 5th YEAR

 @gamechanger021
 @daniel__dt21

KEY TRANSACTIONS

- Originally drafted by Jacksonville in the fifth round (157th overall) of the 2020 draft

PRO

2024 (Jaguars)

- 12/29 vs. TEN:** Saw action on special teams and recorded one tackle
- 12/22 at L.V.:** Saw action at safety and recorded one tackle on special teams
- 12/15 vs. NYJ:** Saw action on special teams
- 12/8 at TEN:** Saw action on special teams
- 12/1 vs. HOU:** Saw action on special teams and combined for one tackle
- 11/10 vs. MIN:** Saw action on special teams
- 11/3 at PHI:** Saw action on special teams
- 10/27 vs. G.B.:** Saw action on special teams
- 10/20 vs. N.E.:** Saw action on special teams
- 10/13 at CHI:** Saw action at safety and on special teams
- 10/6 vs. IND:** Inactive
- 9/29 at HOU:** Saw action on special teams and recorded his first career fumble recovery... Added two tackles (one solo) on defense
- 9/23 at BUF:** Saw action at safety and recorded one tackle
- 9/15 vs. CLE:** Saw action at safety and recorded one tackle on special teams
- 9/8 at MIA:** Inactive due to injury

2023 (Jaguars)

- Appeared in 15 games and recorded seven special teams tackles and one tackle on defense
- 12/17 vs. BAL:** Assisted on one tackle on defense and recorded one tackle on special teams
- 10/29 at PIT:** Recorded a 21-yard kickoff return, the first return of his career
- 10/15 vs. IND:** Recorded two solo tackles on special teams

2022 (Jaguars)

- Saw action in 15 regular season games and both postseason games... In the regular season, he posted three tackles (two solo) on defense and five tackles (three solo) on special teams
- 12/11 at TEN:** Saw action on defense and special teams and recorded three tackles (two solo)
- 10/30 vs. DEN:** Saw action on 20 special teams snaps and recorded one special teams tackle

2021 (Jaguars)

- Appeared in 16 games and posted 24 tackles
- 1/9 vs. IND:** Started at safety and recorded four total tackles
- 1/2 at N.E.:** Started at safety and posted eight total tackles (five solo)
- 12/26 at NYJ:** Saw action on defense and special teams and recorded six total tackles (three solo)
- 9/19 vs. DEN:** Saw action in 15 special teams snaps

2020 (Jaguars)

- Appeared in nine games, making one start, before being placed on the reserve/injured list on Nov. 24 with an arm injury... Season totals include 15 tackles (13 solo), three special teams tackles, two passes defended and one INT... Also blocked a punt and returned it for a TD in Week 7 vs. LAC, becoming the first Jaguars player to score on a blocked punt since CB Mike Harris in 2012
- 11/22 vs. PIT:** Made his second consecutive start, recording his first career interception off a pass from QB Ben Roethlisberger before exiting the game early with an arm injury
- 10/25 at LAC:** Saw action at safety, posting one tackle, and on special teams, blocking a punt and returning it 16 yards for a third-quarter TD
- 9/13 vs. IND:** Saw action on special teams in his NFL debut and made one special teams tackle

COLLEGE

- Played 51 games at Auburn during his four-year career, amassing 199 tackles (124 solo), 13 passes defended, 9.0 tackles for loss, five INTs, three forced fumbles and two fumble recoveries



- Two-year starter at safety who was also a team captain during his senior campaign in 2019

PERSONAL

- In July 2024, participated on a mission trip to Zimbabwe
- Attended Robert E. Lee (Alabama) High School, where he recorded 87 tackles, seven INTs, five tackles for loss, three punt return TDs and two INT returns for a TD
- Also played basketball, track and tennis
- Son of Regina and Stanley Thomas
- Has three brothers: Davy, Mario and Joshua
- Received the 2019 Hard-Fighting Soldier Award for his leadership in the Fellowship of Christian Athletes amid adversity

DANIEL THOMAS' NFL REGULAR SEASON DEFENSIVE STATISTICS

DATE	TEAM	GP	TACKLES							INTERCEPTIONS					O. FUMB				ST				MISC					
			GS	TK	S	A	TFL	YDS	SK	YDS	QBH	NO	YDS	LG	TD	PD	FF	FR	TD	YDS	TK	S	A	FF	FR	S	A	
2020	Jaguars	10	2	15	13	2	0	0	0.0	0.0	0	1	53	53	0	2	0	0	0	0	3	3	0	0	0	0	0	0
2021	Jaguars	16	2	24	16	8	0	0	0.0	0.0	0	0	0	0	0	0	0	0	0	0	3	1	2	0	0	0	0	
2022	Jaguars	15	0	3	2	1	0	0	0.0	0.0	0	0	0	0	0	0	0	0	0	0	5	3	2	0	0	0	0	
2023	Jaguars	15	0	1	0	1	0	0	0.0	0.0	0	0	0	0	0	0	0	0	0	0	7	7	0	0	0	0	0	
2024	Jaguars	14	0	3	1	2	0	0	0.0	0.0	0	0	0	0	0	0	0	0	0	0	5	3	2	0	1	0	0	
NFL TOTALS		70	4	46	32	14	0	0	0.0	0.0	0	1	53	53	0	2	0	0	0	0	23	17	6	0	1	0	0	

DANIEL THOMAS' NFL POSTSEASON DEFENSIVE STATISTICS

DATE	TEAM	GP	TACKLES							INTERCEPTIONS					O. FUMB				ST				MISC				
			GS	TK	S	A	TFL	YDS	SK	YDS	QBH	NO	YDS	LG	TD	PD	FF	FR	TD	YDS	TK	S	A	FF	FR	S	A
2022	Jaguars	2	0	0	0	0	0	0	0.0	0.0	0	0	0	0	0	0	0	0	0	0	1	0	1	0	0	0	0
NFL TOTALS		2	0	0	0	0	0	0	0.0	0.0	0	0	0	0	0	0	0	0	0	0	1	0	1	0	0	0	0

SINGLE-GAME HIGHS: DEFENSIVE

Total Tackles 8 at New England Patriots, Jan 02, 2022
 7 at Green Bay Packers, Nov 15, 2020
 ...1 more at 7.

Solo Tackles 7 at Houston Texans, Oct 11, 2020
 5 at New England Patriots, Jan 02, 2022
 ...1 more at 5.

Passes Defensed 2 vs. Pittsburgh Steelers, Nov 22, 2020

Interceptions 1 vs. Pittsburgh Steelers, Nov 22, 2020

Interception Return Yards 53 vs. Pittsburgh Steelers, Nov 22, 2020

Special Teams Tackles 2 vs. Indianapolis Colts, Oct 15, 2023
 2 at Cincinnati Bengals, Sep 30, 2021

2024 GAME-BY-GAME REGULAR-SEASON STATISTICS (JAGUARS)

DATE	OPPONENT	P/S	TACKLES							INTERCEPTIONS					O. FUMB				ST				MISC		SCORE				
			TK	S	A	SK	YDS	TFL	YDS	QBH	NO	YDS	LG	TD	PD	FF	FR	TD	YDS	TK	S	A	FF	FR		S	A	W/L/T	
09/08	at Dolphins		ON INACTIVE LIST																									L	17-20
09/15	Browns	P	0	0	0	0.0	0.0	0	0	0	0	0	0	0	0	0	0	0	0	1	1	0	0	0	0	0	0	L	13-18
09/23	at Bills	P	1	0	1	0.0	0.0	0	0	0	0	0	0	0	0	0	0	0	0	0	0	0	0	0	0	0	0	L	10-47
09/29	at Texans	P	2	1	1	0.0	0.0	0	0	0	0	0	0	0	0	0	0	0	0	0	0	0	0	1	0	0	L	20-24	
10/06	Colts		ON INACTIVE LIST																									W	37-34
10/13	at Bears	P	0	0	0	0.0	0.0	0	0	0	0	0	0	0	0	0	0	0	0	0	0	0	0	0	0	0	L	16-35	
10/20	Patriots	P	0	0	0	0.0	0.0	0	0	0	0	0	0	0	0	0	0	0	0	0	0	0	0	0	0	0	W	32-16	
10/27	Packers	P	0	0	0	0.0	0.0	0	0	0	0	0	0	0	0	0	0	0	0	0	0	0	0	0	0	0	L	27-30	
11/03	at Eagles	P	0	0	0	0.0	0.0	0	0	0	0	0	0	0	0	0	0	0	0	0	0	0	0	0	0	0	L	23-28	
11/10	Vikings	P	0	0	0	0.0	0.0	0	0	0	0	0	0	0	0	0	0	0	0	0	0	0	0	0	0	0	L	7-12	
11/17	at Lions	P	0	0	0	0.0	0.0	0	0	0	0	0	0	0	0	0	0	0	0	1	1	0	0	0	0	0	L	6-52	
12/01	Texans	P	0	0	0	0.0	0.0	0	0	0	0	0	0	0	0	0	0	0	0	1	0	1	0	0	0	0	L	20-23	
12/08	at Titans	P	0	0	0	0.0	0.0	0	0	0	0	0	0	0	0	0	0	0	0	0	0	0	0	0	0	0	W	10-6	
12/15	Jets	P	0	0	0	0.0	0.0	0	0	0	0	0	0	0	0	0	0	0	0	0	0	0	0	0	0	0	L	25-32	
12/22	at Raiders	P	0	0	0	0.0	0.0	0	0	0	0	0	0	0	0	0	0	0	0	1	0	1	0	0	0	0	L	14-19	
12/29	Titans	P	0	0	0	0.0	0.0	0	0	0	0	0	0	0	0	0	0	0	0	1	1	0	0	0	0	0	W	20-13	
2024 TOTALS		14-0	3	1	2	0.0	0.0	0	0	0	0	0	0	0	0	0	0	0	0	5	3	2	0	1	0	0	4-12		



2023 GAME-BY-GAME REGULAR-SEASON STATISTICS (JAGUARS)

DATE	OPPONENT	P/S	TACKLES							INTERCEPTIONS					O. FUMB				ST				MISC		SCORE			
			TK	S	A	SK	YDS	TFL	YDS	QBH	NO	YDS	LG	TD	PD	FF	FR	TD	YDS	TK	S	A	FF	FR		S	A	W/L
09/10	at Colts	P	0	0	0	0.0	0.0	0	0	0	0	0	0	0	0	0	0	0	0	1	1	0	0	0	0	0	W	31-21
09/17	Chiefs	P	0	0	0	0.0	0.0	0	0	0	0	0	0	0	0	0	0	0	0	1	1	0	0	0	0	0	L	9-17
09/24	Texans	P	0	0	0	0.0	0.0	0	0	0	0	0	0	0	0	0	0	0	0	1	1	0	0	0	0	0	L	17-37
10/01	Falcons	P	0	0	0	0.0	0.0	0	0	0	0	0	0	0	0	0	0	0	0	0	0	0	0	0	0	W	23-7	
10/08	at Bills	P	0	0	0	0.0	0.0	0	0	0	0	0	0	0	0	0	0	0	0	0	0	0	0	0	0	W	25-20	
10/15	Colts	P	0	0	0	0.0	0.0	0	0	0	0	0	0	0	0	0	0	0	2	2	0	0	0	0	0	W	37-20	
10/19	at Saints	P	0	0	0	0.0	0.0	0	0	0	0	0	0	0	0	0	0	0	0	0	0	0	0	0	0	W	31-24	
10/29	at Steelers	P	0	0	0	0.0	0.0	0	0	0	0	0	0	0	0	0	0	0	0	0	0	0	0	0	0	W	20-10	
11/12	49ers	P	0	0	0	0.0	0.0	0	0	0	0	0	0	0	0	0	0	0	0	0	0	0	0	0	0	L	3-34	
11/19	Titans	P	0	0	0	0.0	0.0	0	0	0	0	0	0	0	0	0	0	0	0	0	0	0	0	0	0	W	34-14	
11/26	at Texans	P	0	0	0	0.0	0.0	0	0	0	0	0	0	0	0	0	0	0	0	0	0	0	0	0	0	W	24-21	
12/04	Bengals	P	0	0	0	0.0	0.0	0	0	0	0	0	0	0	0	0	0	0	0	0	0	0	0	0	0	L	31-34+	
12/10	at Browns	P	0	0	0	0.0	0.0	0	0	0	0	0	0	0	0	0	0	0	0	1	1	0	0	0	0	L	27-31	
12/17	Ravens	P	1	0	1	0.0	0.0	0	0	0	0	0	0	0	0	0	0	0	0	1	1	0	0	0	0	L	7-23	
12/24	at Buccaneers	P	0	0	0	0.0	0.0	0	0	0	0	0	0	0	0	0	0	0	0	0	0	0	0	0	0	L	12-30	
12/31	Panthers																									W	26-0	
01/07	at Titans																									L	20-28	
2023 TOTALS			15-0	1	0	1	0.0	0.0	0	0	0	0	0	0	0	0	0	0	0	0	0	0	0	0	0	0	0	9-8

+ - Overtime

2023 GAME-BY-GAME REGULAR-SEASON STATISTICS (JAGUARS)

DATE	OPPONENT	P/S	KICKOFF RETURNS					PUNT RETURNS					W/L	SCORE		
			RET	YDS	AVG	LG	TD	NO	FC	YDS	AVG	LG			TD	
09/10	at Colts	P	0	0	0.0	0	0	0	0	0	0	0.0	0	0	W	31-21
09/17	Chiefs	P	0	0	0.0	0	0	0	0	0	0	0.0	0	0	L	9-17
09/24	Texans	P	0	0	0.0	0	0	0	0	0	0	0.0	0	0	L	17-37
10/01	Falcons	P	0	0	0.0	0	0	0	0	0	0	0.0	0	0	W	23-7
10/08	at Bills	P	0	0	0.0	0	0	0	0	0	0	0.0	0	0	W	25-20
10/15	Colts	P	0	0	0.0	0	0	0	0	0	0	0.0	0	0	W	37-20
10/19	at Saints	P	0	0	0.0	0	0	0	0	0	0	0.0	0	0	W	31-24
10/29	at Steelers	P	1	21	21.0	21	0	0	0	0	0	0.0	0	0	W	20-10
11/12	49ers	P	0	0	0.0	0	0	0	0	0	0	0.0	0	0	L	3-34
11/19	Titans	P	0	0	0.0	0	0	0	0	0	0	0.0	0	0	W	34-14
11/26	at Texans	P	0	0	0.0	0	0	0	0	0	0	0.0	0	0	W	24-21
12/04	Bengals	P	0	0	0.0	0	0	0	0	0	0	0.0	0	0	L	31-34+
12/10	at Browns	P	0	0	0.0	0	0	0	0	0	0	0.0	0	0	L	27-31
12/17	Ravens	P	0	0	0.0	0	0	0	0	0	0	0.0	0	0	L	7-23
12/24	at Buccaneers	P	0	0	0.0	0	0	0	0	0	0	0.0	0	0	L	12-30
12/31	Panthers														W	26-0
01/07	at Titans														L	20-28
2023 TOTALS			15-0	1	21	21.0	21	0	0	0	0	0.0	0	0	0	9-8

+ - Overtime





BRIAN THOMAS JR. | 7

POSITION: WIDE RECEIVER
HT: 6-2 | **WT:** 209 | **DOB:** 10-8-2002
COLLEGE: LSU
HOMETOWN: WALKER, LA.
ACQ: D1-'24
EXP: R

 BrianThomas_11
 brian.thomas11

KEY TRANSACTIONS

- Originally drafted by Jacksonville in the first round (23rd overall) in the 2024 draft

PRO

- Became the fourth rookie since the 1970 NFL-AFL Merger to register 1,100-plus receiving yards and 10-plus receiving touchdowns (WR Odell Beckham Jr., WR Ja'Marr Chase and WR Randy Moss)... One of four players in the NFL this season to reach those marks (WR Ja'Marr Chase, WR Justin Jefferson and WR Amon-Ra St. Brown)
- Among rookies, ranks first in franchise history and first in the NFL in receiving yards (1,179), receiving touchdowns (10) and yards per reception (14.7; min. 80 receptions)
- His 80 receptions are the most by a rookie in franchise history
- Since 1970, Thomas Jr.'s 10 receiving touchdowns are tied for seventh-most in the NFL by a rookie... His 1,179 receiving yards are eighth-most
- His eight games with 60-plus receiving yards and a touchdown reception tie WR Randy Moss for the most such games by a rookie in NFL history... His 10 games of over 75 receiving yards are the most by a rookie in NFL history and are tied with WR Ja'Marr Chase for second-most in the NFL this season, trailing WR Justin Jefferson (12)
- Thomas Jr.'s five receptions of 50-plus yards are tied for first (WR Terry McLaurin and WR Jameson Williams) in the league in 2024... Since 2010, only two other rookies have produced five-or-more receptions of over 50 yards: WR A.J. Brown in 2019 (six) and WR Ja'Marr Chase in 2021 (six)

2024 (Jaguars)

- Nominated seven times for NFL Rookie of the Week for his performances in Week 1 at Miami, Week 4 at Houston, Week 5 vs. Indianapolis, Week 7 vs. New England, Week 14 at Tennessee, Week 15 vs. New York Jets and Week 16 at Las Vegas
- 12/29 vs. TEN:** Recorded 91 yards and one touchdown on seven receptions... Extended his streak of games with 75-plus receiving yards to six, the second-longest such streak in NFL history by a rookie (WR Odell Beckham Jr., nine)... Became the fifth player in franchise history to reach 1,100-plus receiving yards in a season and at least 10 receiving touchdowns in a season
- 12/22 at L.V.:** Recorded a career-high 132 yards and one touchdown on nine receptions... Became the only rookie in franchise history and the 25th rookie receiver in NFL history to surpass 1,000 receiving yards... Became one of six rookies since 2000 to reach 1,000-plus receiving yards and nine-plus receiving touchdowns (nine)... His 62-yard touchdown was his second of over 60 yards this season, making him the only rookie with two touchdowns of 60-plus yards
- 12/15 vs. NYJ:** Recorded 105 yards and two touchdowns on a career-high 10 receptions... Posted his second game with 100-plus yards, tying WR Keelan Cole and WR Allen Hurns for the most in franchise history among rookies... Caught his fifth pass of at least 40 yards, the most by a rookie since WR Ja'Marr Chase in 2021... Became the sixth rookie in NFL history with 10-plus receptions (10), 100-plus receiving yards (105) and two-plus touchdown receptions (two) in a single game
- 12/8 at TEN:** Posted 86 yards on a career-high eight receptions... Notched his third-consecutive game with 75-plus receiving yards, tied for the second-longest active streak in the NFL
- 12/1 vs. HOU:** Recorded 76 yards and one touchdown on four receptions... The receiving touchdown was his sixth, tying WR Allen Hurns for the most in franchise history by a rookie
- 11/17 at DET:** Posted a team-high 82 yards on five receptions and recorded one rush for four yards... Notched his 11th-straight game with two-or-more receptions, the longest such streak to start a career in franchise history
- 11/10 vs. MIN:** Recorded 12 yards on two receptions
- 11/3 at PHI:** Recorded 22 yards on two receptions
- 10/27 vs. G.B.:** Recorded 60 yards and one touchdown on three receptions
- 10/20 vs. N.E.:** Posted 89 yards, including a 58-yard reception, and one touchdown on five receptions... Became the fifth rookie since 2000 to record at least 480 receiving yards and four touchdowns through seven games
- 10/13 at CHI:** Posted 27 yards on three receptions
- 10/6 vs. IND:** Recorded 122 yards and touchdown on five receptions... His 85-yard touchdown reception was the longest by a rookie in franchise history and the second-longest in the NFL this season trailing only WR Justin Jefferson (97 yards)... He recorded his third-consecutive game with at least five receptions, becoming the fifth rookie in franchise history to accomplish the feat... Thomas Jr. is the sixth rookie in Jaguars history to reach 100-plus receiving yards in a game and the first since WR Keelan Cole in 2017... Joined wide receivers Zay Flowers, Puka Nacua, Ja'Marr Chase, CeeDee Lamb, Amari Cooper, Terry McLaurin and Andre Johnson as the only rookie receivers to record at least 45 yards in each of their first five games
- 9/29 at HOU:** Recorded 86 yards and one touchdown on a season-high six receptions... His four receiving touchdowns this season are the most through a rookie's first seven games in franchise history
- 9/23 at BUF:** Started at wide receiver and caught five receptions for 48 yards
- 9/15 vs. CLE:** Caught one reception for 66 yards... His 66-yard catch is the fifth-longest reception for a rookie in franchise history and the



longest by a rookie this season

- **9/8 at MIA:** Saw action at wide receiver and recorded 47 yards and a touchdown on four receptions... He is the first Jaguars non-quarterback rookie first-rounder to score a TD in his NFL debut since Leonard Fournette in 2017... Thomas Jr. is the sixth rookie wide receiver to catch a touchdown in his NFL debut in franchise history

COLLEGE

- In three seasons at LSU, he recorded 127 receptions for 1,897 yards and 24 touchdowns
- During his junior season (2023), he led the nation in receiving touchdowns with 17
- Named 2023 Third-Team All-America by Associated Press and named Second-Team All-SEC by Associated Press and coaches
- Thomas' 24 career receiving touchdowns tied for third-most in program history, alongside WR Justin Jefferson

PERSONAL

- Son of Brian Thomas Sr. and Sandra Thomas
- Ranked as the number four player in Louisiana in 2020 and participated in the Adidas All-American Bowl
- Recorded 30 passes for 507 yards and seven touchdowns as a senior (2020) and recorded 75 passes for 1,272 yards and 17 touchdowns as a junior (2019)
- Was a dual sport athlete in high school, also participating in basketball... named Most Outstanding Player in the state title game in 2018 after scoring 20 points and grabbing eight rebounds in a win over Landry-Walker High School

BRIAN THOMAS JR.'S NFL REGULAR SEASON RUSHING/RECEIVING STATISTICS

DATE	TEAM	RECEIVING							RUSHING				
		GP	GS	NO.	YDS.	AVG.	LG	TD	NO.	YDS.	AVG.	LG	TD
2024	Jaguars	16	15	80	1,179	14.7	85t	10	6	48	8.0	18	0
NFL TOTALS		16	15	80	1,179	14.7	85T	10	6	48	8.0	18	0

SINGLE-GAME HIGHS: RUSHING/RECEIVING

Rush Attempts	2 vs. New England Patriots, Oct 20, 2024 1 at Houston Texans, Sep 29, 2024	Longest Receptions	85t vs. Indianapolis Colts, Oct 06, 2024 66 vs. Cleveland Browns, Sep 15, 2024
Rushing Yards	13 at Houston Texans, Sep 29, 2024 2 vs. New England Patriots, Oct 20, 2024	Receiving TDs	2 vs. New York Jets, Dec 15, 2024 1 vs. Tennessee Titans, Dec 29, 2024 ...7 more at 1.
Longest Runs	18 vs. Tennessee Titans, Dec 29, 2024 13 at Houston Texans, Sep 29, 2024	All-Purpose Yards	132 at Las Vegas Raiders, Dec 22, 2024 122 vs. Indianapolis Colts, Oct 06, 2024
Receptions	10 vs. New York Jets, Dec 15, 2024 9 at Las Vegas Raiders, Dec 22, 2024	Most TDs	2 vs. New York Jets, Dec 15, 2024 1 vs. Tennessee Titans, Dec 29, 2024 ...7 more at 1.
Receiving Yards	132 at Las Vegas Raiders, Dec 22, 2024 122 vs. Indianapolis Colts, Oct 06, 2024	Scrimmage Yards	132 at Las Vegas Raiders, Dec 22, 2024 122 vs. Indianapolis Colts, Oct 06, 2024
Receiving Average	24.4 vs. Indianapolis Colts, Oct 06, 2024 20.0 vs. Green Bay Packers, Oct 27, 2024		

100-YARD RECEIVING GAMES (3): REGULAR SEASON

DATE	TEAM	NO.	YDS.	AVG.	LG	TD
10/06/24	COLTS	5	122	24.4	85t	1
12/15/24	JETS	10	105	10.5	41	2
12/22/24	at Raiders	9	132	14.7	62t	1



2024 GAME-BY-GAME REGULAR-SEASON STATISTICS (JAGUARS)

DATE	OPPONENT	P/S	RECEIVING					RUSHING					W/L	SCORE
			NO.	YDS.	AVG.	LG	TD	NO.	YDS.	AVG.	LG	TD		
09/08	at Dolphins	P	4	47	11.8	18	1	0	0	0.0	0	0	L	17-20
09/15	Browns	S	2	94	47.0	66	0	0	0	0.0	0	0	L	13-18
09/23	at Bills	S	5	48	9.6	16	0	0	0	0.0	0	0	L	10-47
09/29	at Texans	S	6	86	14.3	32	1	1	13	13.0	13	0	L	20-24
10/06	Colts	S	5	122	24.4	85t	1	0	0	0.0	0	0	W	37-34
10/13	at Bears	S	3	27	9.0	13	0	0	0	0.0	0	0	L	16-35
10/20	Patriots	S	5	89	17.8	58	1	2	2	1.0	1	0	W	32-16
10/27	Packers	S	3	60	20.0	28	1	0	0	0.0	0	0	L	27-30
11/03	at Eagles	S	2	22	11.0	16	0	0	0	0.0	0	0	L	23-28
11/10	Vikings	S	2	12	6.0	10	0	0	0	0.0	0	0	L	7-12
11/17	at Lions	S	5	82	16.4	24	0	1	4	4.0	4	0	L	6-52
12/01	Texans	S	4	76	19.0	56	1	1	11	11.0	11	0	L	20-23
12/08	at Titans	S	8	86	10.8	31	0	0	0	0.0	0	0	W	10-6
12/15	Jets	S	10	105	10.5	41	2	0	0	0.0	0	0	L	25-32
12/22	at Raiders	S	9	132	14.7	62t	1	0	0	0.0	0	0	L	14-19
12/29	Titans	S	7	91	13.0	31	1	1	18	18.0	18	0	W	20-13
2024 TOTALS		16-15	80	1,179	14.7	85T	10	6	48	8.0	18	0	4-12	

BRIAN THOMAS JR.'S COLLEGE RUSHING/RECEIVING STATISTICS

DATE	TEAM	GP	GS	RUSHING					RECEIVING				
				NO.	YDS.	AVG.	LG	TD	NO.	YDS.	AVG.	LG	TD
2021	LSU	12	9	2	6	3.0	5	0	28	359	12.8	42	2
2022	LSU	13	6	0	0	0.0	0	0	31	361	11.6	57	5
2023	LSU	13	12	1	-6	-6.0	0	0	68	1,177	17.3	86	17
TOTALS		38	27	3	0	0.0	5	0	127	1,897	14.9	86	24

COLLEGE 2023 GAME-BY-GAME STATISTICS (LSU)



DATE	OPPONENT	P/S	RUSHING					RECEIVING					W/L	SCORE
			NO.	YDS.	AVG.	LG	TD	NO.	YDS.	AVG.	LG	TD		
09/03	at Florida St.	S	0	0	0.0	0	0	7	142	20.3	75	1	W	45-24
09/09	Grambling	S	0	0	0.0	0	0	6	78	13.0	26	2	W	72-10
09/16	at Mississippi St.	P	0	0	0.0	0	0	7	60	8.6	19	0	W	41-14
09/23	Arkansas	S	0	0	0.0	0	0	5	133	26.6	49	2	W	34-31
09/30	at Ole Miss	S	0	0	0.0	0	0	8	124	15.5	34	3	L	49-55
10/07	at Missouri	S	0	0	0.0	0	0	4	66	16.5	42	1	W	49-39
10/14	Auburn	S	0	0	0.0	0	0	2	7	3.5	4	0	W	48-18
10/21	Army West Point	S	0	0	0.0	0	0	3	122	40.7	86	2	W	62-0
11/04	at Alabama	S	0	0	0.0	0	0	3	36	12.0	23	0	L	28-42
11/11	Florida	S	0	0	0.0	0	0	6	150	25.0	52	2	W	52-35
11/18	Georgia St.	S	1	-6	-6.0	0	0	4	103	25.8	70	1	W	56-14
11/25	Texas A&M	S	0	0	0.0	0	0	5	58	11.6	23	1	W	42-30
01/01	Wisconsin	S	0	0	0.0	0	0	8	98	12.3	38	2	W	35-31
2023 TOTALS		13-12	1	-6	-6.0	0	0	68	1,177	17.3	86	17	11-2	





COLE VAN LANEN | 70

POSITION: OFFENSIVE LINEMAN
HT: 6-5 | **WT:** 312 | **DOB:** 4-23-1998
COLLEGE: WISCONSIN
HOMETOWN: GREEN BAY, WIS.
ACQ: T (G.B.)-'22
EXP: 4th YEAR

 [colevanlanen5](#)
 [cole_vanlanen](#)

KEY TRANSACTIONS

- Originally selected by Green Bay in the sixth round (214th overall) of the 2021 NFL Draft
- Traded to Jacksonville on 8/23/2022

PRO

2024 (Jaguars)

- **12/29 vs. TEN:** Started at left tackle and played all 58 offensive snaps
- **12/22 at L.V.:** Saw action at left tackle and played 62-of-67 offensive snaps
- **12/15 vs. NYJ:** Saw action at left tackle and on special teams
- **12/8 at TEN:** Made his first career start at right tackle and played all 59 offensive snaps
- **12/1 vs. HOU:** Saw action on special teams
- **11/17 at DET:** Saw action on special teams
- **11/10 vs. MIN:** Saw action on special teams
- **11/3 at PHI:** Saw action at right tackle and on special teams
- **10/27 vs. G.B.:** Inactive
- **10/20 vs. N.E.:** Inactive
- **10/13 at CHI:** Inactive
- **10/6 vs. IND:** Inactive
- **9/29 at HOU:** Inactive
- **9/23 at BUF:** Inactive
- **9/15 vs. CLE:** Inactive
- **9/8 at MIA:** Inactive

2023 (Jaguars)

- Saw action in nine games
- **12/24 at T.B.:** Saw action on the offensive line and on special teams
- **9/24 vs. HOU:** Replaced Anton Harrison on the offensive line after he left the game with an ankle injury... Also saw action on special teams

2022 (Jaguars)

- Saw action in 16 regular season games and both postseason games
- **1/1 at HOU:** Saw action on offense and special teams
- **12/22 at NYJ:** Saw action on offense and special teams

2021 (Jaguars)

- Spent majority of the season on the practice squad... Appeared in one game

COLLEGE

- Played in 45 games with 19 starts at left tackle in his four seasons with the Badgers, with 18 of those starts coming over his final two seasons
- Earned first-team All-Big Ten honors as a senior in 2020
- Helped the Badgers rank in the top 15 in the country in rushing in both 2018 (273.4 ypg, No. 6) and 2019 (233.1 ypg, No. 15) as RB Jonathan Taylor posted back-to-back 2,000-yard rushing seasons
- Received second-team All-Big Ten recognition from the coaches and media as a junior in 2019

PERSONAL

- Swept discus and shot put titles at 2015 Wisconsin Division 1 state meet as a junior
- Invited to 2016 U.S. Army All-American Bowl
- Earned his degree in personal finance
- Father, Thomas, won the Wisconsin Division 2 state titles in discus and shot put for West De Pere (Wis.) High School in 1994



COLE VAN LANEN'S NFL REGULAR SEASON STATISTICS

DATE	TEAM	GP	GS
2021	Packers	1	0
2022	Jaguars	16	0
2023	Jaguars	9	0
2024	Jaguars	8	2
NFL TOTALS		34	2

COLE VAN LANEN'S NFL POSTSEASON STATISTICS

DATE	TEAM	GP	GS
2021	Packers	0	0
2022	Jaguars	2	0
NFL TOTALS		2	0

2024 GAME-BY-GAME REGULAR-SEASON STATISTICS (JAGUARS)

DATE	OPPONENT	P/S		W/L	SCORE
09/08	at Dolphins		ON INACTIVE LIST	L	17-20
09/15	Browns		ON INACTIVE LIST	L	13-18
09/23	at Bills		ON INACTIVE LIST	L	10-47
09/29	at Texans		ON INACTIVE LIST	L	20-24
10/06	Colts		ON INACTIVE LIST	W	37-34
10/13	at Bears		ON INACTIVE LIST	L	16-35
10/20	Patriots		ON INACTIVE LIST	W	32-16
10/27	Packers		ON INACTIVE LIST	L	27-30
11/03	at Eagles	P		L	23-28
11/10	Vikings	P		L	7-12
11/17	at Lions	P		L	6-52
12/01	Texans	P		L	20-23
12/08	at Titans	S		W	10-6
12/15	Jets	P		L	25-32
12/22	at Raiders	P		L	14-19
12/29	Titans	S		W	20-13
2024 TOTALS		8-2		4-12	

2023 GAME-BY-GAME REGULAR-SEASON STATISTICS (JAGUARS)

DATE	OPPONENT	P/S		W/L	SCORE
09/10	at Colts	P		W	31-21
09/17	Chiefs	P		L	9-17
09/24	Texans	P		L	17-37
10/01	Falcons		DID NOT PLAY (NON-INJURY)	W	23-7
10/08	at Bills		ON INACTIVE LIST	W	25-20
10/15	Colts	P		W	37-20
10/19	at Saints	P		W	31-24
10/29	at Steelers		ON INACTIVE LIST	W	20-10
11/12	49ers		ON INACTIVE LIST	L	3-34
11/19	Titans		ON INACTIVE LIST	W	34-14
11/26	at Texans		ON INACTIVE LIST	W	24-21
12/04	Bengals	P		L	31-34+
12/10	at Browns	P		L	27-31
12/17	Ravens	P		L	7-23
12/24	at Buccaneers	P		L	12-30
12/31	Panthers		ON INACTIVE LIST	W	26-0
01/07	at Titans		ON INACTIVE LIST	L	20-28
2023 TOTALS		9-0		9-8	

+ - Overtime





TRAVON WALKER | 44

POSITION: DEFENSIVE END
HT: 6-5 | **WT:** 272 | **DOB:** 12-18-2000
COLLEGE: GEORGIA
HOMETOWN: THOMASTON, GA.
ACQ: D1-'22
EXP: 3rd YEAR



KEY TRANSACTIONS

- Originally drafted by Jacksonville in the first round (1st overall) in the 2022 draft

PRO

- Walker ranks 10th in franchise history in sacks (23.0) and tied-10th in tackles for loss (27)
- Walker has posted 9.5 sacks this season, which are tied for ninth in the AFC... Since Week 15 of 2023 (20 games), Walker's 14.5 sacks are tied for fifth-most in the NFL
- With 23.0 career sacks, Walker has recorded the second-most sacks within a player's first three seasons in franchise history, passing DE Josh Hines-Allen (20.5)
- Walker's 43 career quarterback hits rank seventh in franchise history
- One of three Jaguars (DE Josh Hines-Allen and DE Yannick Ngakoue) in franchise history to reach 10 quarterback hits in each of their first three seasons

2024 (Jaguars)

- 12/29 vs. TEN:** Recorded two tackles (one solo), two quarterback hits, one tackle for loss, 1.0 sack and one forced fumble
- 12/22 at L.V.:** Recorded four tackles (three solo) and one quarterback hit
- 12/15 vs. NYJ:** Recorded two tackles (one solo) and one tackle for loss
- 12/8 at TEN:** Recorded four tackles (three solo)
- 12/1 vs. HOU:** Registered four tackles (one solo), one tackle for loss, one quarterback hit and 1.0 sack... He registered his 10th tackle for loss of the season to become one of three players (DL Yannick Ngakoue and LB Telvin Smith) in franchise history to produce back-to-back seasons with double-digit tackles for loss within their first three years in the NFL... Notched his fifth-consecutive home game with at least 0.5 sack
- 11/17 at DET:** Recorded three tackles (one solo)
- 11/10 vs. MIN:** Recorded four tackles (two solo), one quarterback hit and 1.0 sack
- 11/3 at PHI:** Recorded a single-game career high seven tackles (six solo), two tackles for loss and one fumble recovery which he returned for a 35-yard touchdown... His defensive touchdown was the first of his career and the longest fumble recovery by a defensive lineman this season
- 10/27 vs. G.B.:** Recorded four tackles (one solo), one quarterback hit and 0.5 sack
- 10/20 vs. N.E.:** Recorded three tackles (two solo), one tackle for loss, one quarterback hit and 1.0 sack
- 10/13 at CHI:** Recorded one tackle
- 10/6 vs. IND:** Amassed five tackles (four solo), three tackles for loss, three quarterback hits, a career-high 3.0 sacks, one pass defensed and one forced fumble... Became the second player in franchise history (DE Reggie Hayward, 11/11/07) to record five-plus tackles, one-or-more sacks, a forced fumble, a pass defensed, a tackle for loss and a quarterback hit in a single game
- 9/29 at HOU:** Started at defensive end and posted one tackle and one quarterback hit
- 9/23 at BUF:** Started at defensive end and recorded four tackles (one solo) and one tackle for loss
- 9/15 vs. CLE:** Recorded two tackles and one quarterback hit... Registered three quarterback pressures according to TruMedia, his 21st-straight game with at least one quarterback pressure and his 16th-straight game with two or more
- 9/8 at MIA:** Started at defensive end and recorded six tackles (two solo), one tackle for loss, two quarterback hits and 2.0 sacks... His 2.0 sacks tied his single-game career high

2023 (Jaguars)

- Started 17 games in 2023 and recorded 52 tackles (27 solo), 19 quarterback hits, 10.0 sacks, 10 tackles for loss, two passes defensed and one fumble recovery... His 10.0 sacks ranked second on the Jaguars
- 1/7 at TEN:** Posted two total tackles (one solo), two quarterback hits, one tackle for loss and 1.0 sack... Achieved 100 career tackles... Recorded at least 0.5 sack in seven of the last eight games of the season
- 12/31 vs. CAR:** Recorded six solo tackles, two tackles for loss and 2.0 sacks
- 12/24 at T.B.:** Posted five total tackles (three solo), 1.0 sack and one tackle for loss
- 10/29 at PIT:** Recorded two total tackles (one solo), two quarterback hits, one tackle for loss and 1.0 sack for five yards... Saw action on special teams

2022 (Jaguars)

- Started 14 of his 15 regular season game appearances and started both postseason games... In the regular season, he posted 49 tackles (24 solo), five tackles for loss, 3.5 sacks, one interception and one forced fumble... In the postseason, he posted five tackles (two solo), three quarterback hits, one tackle for loss, one pass defensed and 0.5 sacks



- **1/21 at K.C.:** Started at outside linebacker and recorded three tackles (two solo), including one tackle for loss, one QB hit and one pass defended
- **12/11 at TEN:** Started at outside linebacker and recorded three tackles (two solo), 1.0 sack and one forced fumble
- **10/23 vs. NYG:** Started at outside linebacker and recorded five tackles (two solo) and recorded 1.0 sack
- **9/11 at WAS:** Started at outside linebacker and posted four tackles, including 1.0 sack, and one INT... Walker became the second player in franchise history (Kevin Hardy) to record at least 1.0 sack and one INT in their first career game... It's the first time a player has accomplished the feat in their NFL debut since 2018

COLLEGE

- In 2021, started at defensive tackle in all 15 games
- Finished with 37 total tackles, second among interior linemen and had 6.0 QB sacks, 7.5 tackles for loss, and a team-high 36 QB hurries
- Career-high seven QB pressures in CFP Championship Game vs. Alabama
- 2021 Pre-season third-team All-SEC, as voted by the league's 14 head coaches, as well as by attendees at SEC Media Days
- Freshman All-SEC Team, as voted by the league's 14 head coaches

PERSONAL

- His full name is Yury Travon Walker
- Father, Stead Walker, served in the Marine Corps
- Has two older sisters, Charmine and Nakeria
- Recipient of the Bill and Susan Robbins Family Football Scholarship
- Won back-to-back Class 4A state championships in basketball in high school
- His favorite athlete growing up was Kobe Bryant
- City officials proclaimed Jan. 18, 2022, Travon Walker Day in Walker's hometown, Thomaston, Ga.
- In May of 2023, Walker's No. 44 was officially retired at Upson-Lee High School in his hometown

TRAVON WALKER'S NFL REGULAR SEASON DEFENSIVE STATISTICS

DATE	TEAM	GP	TACKLES							INTERCEPTIONS							O. FUMB					ST					MISC	
			GS	TK	S	A	TFL	YDS	SK	YDS	QBH	NO	YDS	LG	TD	PD	FF	FR	TD	YDS	TK	S	A	FF	FR	S	A	
2022	Jaguars	16	15	49	24	25	5	20	3.5	23.0	10	1	9	9	0	2	1	0	0	0	0	0	0	0	0	0	0	
2023	Jaguars	17	17	52	27	25	10	69	10.0	77.5	19	0	0	0	0	2	0	1	0	0	0	0	0	0	0	0		
2024	Jaguars	16	16	56	29	27	12	94	9.5	85.0	14	0	0	0	0	1	2	1	1	35	0	0	0	0	0	0		
NFL TOTALS		49	48	157	80	77	27	183	23.0	185.5	43	1	9	9	0	5	3	2	1	35	0	0	0	0	0	0		

TRAVON WALKER'S NFL POSTSEASON DEFENSIVE STATISTICS

DATE	TEAM	GP	TACKLES							INTERCEPTIONS							O. FUMB					ST					MISC	
			GS	TK	S	A	TFL	YDS	SK	YDS	QBH	NO	YDS	LG	TD	PD	FF	FR	TD	YDS	TK	S	A	FF	FR	S	A	
2022	Jaguars	2	2	5	2	3	1	0	0.5	3.5	3	0	0	0	0	1	0	0	0	0	0	0	0	0	0	0		
NFL TOTALS		2	2	5	2	3	1	0	0.5	3.5	3	0	0	0	0	1	0	0	0	0	0	0	0	0	0	0		

SINGLE-GAME HIGHS: DEFENSIVE

Total Tackles	7 at Philadelphia Eagles, Nov 03, 2024 6 at Miami Dolphins, Sep 08, 2024 ...2 more at 6.	Fumble Recoveries	1 at Philadelphia Eagles, Nov 03, 2024 1 at Buffalo Bills, Oct 08, 2023
Solo Tackles	6 at Philadelphia Eagles, Nov 03, 2024 6 vs. Carolina Panthers, Dec 31, 2023	Tackles For Loss	3 vs. Indianapolis Colts, Oct 06, 2024 2 at Philadelphia Eagles, Nov 03, 2024 ...2 more at 2.
Sacks	3.0 vs. Indianapolis Colts, Oct 06, 2024 2.0 at Miami Dolphins, Sep 08, 2024 ...1 more at 2.0.	Interceptions	1 at Washington Commanders, Sep 11, 2022
Passes Defensed	1 vs. Indianapolis Colts, Oct 06, 2024 1 vs. Tennessee Titans, Nov 19, 2023 ...3 more at 1.	Interception Return Yards	9 at Washington Commanders, Sep 11, 2022
Forced Fumbles	1 vs. Tennessee Titans, Dec 29, 2024 1 vs. Indianapolis Colts, Oct 06, 2024 ...1 more at 1.	Longest Opp Fumble Return	35 at Philadelphia Eagles, Nov 03, 2024

SINGLE-GAME HIGHS - POSTSEASON: DEFENSIVE

Total Tackles	3 at Kansas City Chiefs, Jan 21, 2023 2 vs. Los Angeles Chargers, Jan 14, 2023	Passes Defensed	1 at Kansas City Chiefs, Jan 21, 2023
Solo Tackles	2 at Kansas City Chiefs, Jan 21, 2023	Tackles For Loss	1 at Kansas City Chiefs, Jan 21, 2023
Sacks	0.5 vs. Los Angeles Chargers, Jan 14, 2023		



2024 GAME-BY-GAME REGULAR-SEASON STATISTICS (JAGUARS)


DATE	OPPONENT	P/S	TACKLES									INTERCEPTIONS					O. FUMB				ST				MISC		SCORE	
			TK	S	A	SK	YDS	TFL	YDS	QBH	NO	YDS	LG	TD	PD	FF	FR	TD	YDS	TK	S	A	FF	FR	S	A		W/L
09/08	at Dolphins	S	6	2	4	2.0	14.0	1	14	2	0	0	0	0	0	0	0	0	0	0	0	0	0	0	0	L	17-20	
09/15	Browns	S	2	1	1	0.0	0.0	0	0	1	0	0	0	0	0	0	0	0	0	0	0	0	0	0	0	L	13-18	
09/23	at Bills	S	4	1	3	0.0	0.0	1	1	0	0	0	0	0	0	0	0	0	0	0	0	0	0	0	0	L	10-47	
09/29	at Texans	S	1	0	1	0.0	0.0	0	0	1	0	0	0	0	0	0	0	0	0	0	0	0	0	0	0	L	20-24	
10/06	Colts	S	5	4	1	3.0	31.0	3	31	3	0	0	0	0	1	1	0	0	0	0	0	0	0	0	0	W	37-34	
10/13	at Bears	S	1	0	1	0.0	0.0	0	0	0	0	0	0	0	0	0	0	0	0	0	0	0	0	0	0	L	16-35	
10/20	Patriots	S	3	2	1	1.0	14.0	1	14	1	0	0	0	0	0	0	0	0	0	0	0	0	0	0	0	W	32-16	
10/27	Packers	S	4	1	3	0.5	0.0	0	0	1	0	0	0	0	0	0	0	0	0	0	0	0	0	0	0	L	27-30	
11/03	at Eagles	S	7	6	1	0.0	0.0	2	4	0	0	0	0	0	0	0	1	1	35	0	0	0	0	0	0	L	23-28	
11/10	Vikings	S	4	2	2	1.0	8.0	1	8	1	0	0	0	0	0	0	0	0	0	0	0	0	0	0	0	L	7-12	
11/17	at Lions	S	3	1	2	0.0	0.0	0	0	0	0	0	0	0	0	0	0	0	0	0	0	0	0	0	0	L	6-52	
12/01	Texans	S	4	1	3	1.0	13.0	1	13	1	0	0	0	0	0	0	0	0	0	0	0	0	0	0	0	L	20-23	
12/08	at Titans	S	4	3	1	0.0	0.0	0	0	0	0	0	0	0	0	0	0	0	0	0	0	0	0	0	0	W	10-6	
12/15	Jets	S	2	1	1	0.0	0.0	1	4	0	0	0	0	0	0	0	0	0	0	0	0	0	0	0	0	L	25-32	
12/22	at Raiders	S	4	3	1	0.0	0.0	0	0	1	0	0	0	0	0	0	0	0	0	0	0	0	0	0	0	L	14-19	
12/29	Titans	S	2	1	1	1.0	5.0	1	5	2	0	0	0	0	0	1	0	0	0	0	0	0	0	0	0	W	20-13	
2024 TOTALS			16-16	56	29	27	9.5	85.0	12	94	14	0	0	0	0	1	2	1	1	35	0	0	0	0	0	0	0	4-12

2023 GAME-BY-GAME REGULAR-SEASON STATISTICS (JAGUARS)

DATE	OPPONENT	P/S	TACKLES									INTERCEPTIONS					O. FUMB				ST				MISC		SCORE
			TK	S	A	SK	YDS	TFL	YDS	QBH	NO	YDS	LG	TD	PD	FF	FR	TD	YDS	TK	S	A	FF	FR	S	A	
09/10	at Colts	S	6	3	3	1.0	5.0	1	5	1	0	0	0	0	0	0	0	0	0	0	0	0	0	0	0	W	31-21
09/17	Chiefs	S	2	1	1	0.0	0.0	1	2	0	0	0	0	0	0	0	0	0	0	0	0	0	0	0	0	L	9-17
09/24	Texans	S	4	3	1	0.0	0.0	2	5	0	0	0	0	0	0	0	0	0	0	0	0	0	0	0	0	L	17-37
10/01	Falcons	S	2	2	0	1.0	0.0	0	0	2	0	0	0	0	0	0	0	0	0	0	0	0	0	0	0	W	23-7
10/08	at Bills	S	1	1	0	0.0	0.0	0	0	1	0	0	0	0	0	0	1	0	0	0	0	0	0	0	0	W	25-20
10/15	Colts	S	4	1	3	0.5	4.5	0	0	2	0	0	0	0	0	0	0	0	0	0	0	0	0	0	0	W	37-20
10/19	at Saints	S	1	0	1	0.0	0.0	0	0	0	0	0	0	0	0	0	0	0	0	0	0	0	0	0	0	W	31-24
10/29	at Steelers	S	2	1	1	1.0	5.0	1	5	2	0	0	0	0	0	0	0	0	0	0	0	0	0	0	0	W	20-10
11/12	49ers	S	0	0	0	0.0	0.0	0	0	2	0	0	0	0	1	0	0	0	0	0	0	0	0	0	0	L	3-34
11/19	Titans	S	4	1	3	0.5	4.0	0	0	1	0	0	0	0	1	0	0	0	0	0	0	0	0	0	0	W	34-14
11/26	at Texans	S	3	1	2	0.5	4.5	0	0	1	0	0	0	0	0	0	0	0	0	0	0	0	0	0	0	W	24-21
12/04	Bengals	S	4	0	4	0.5	2.5	0	0	1	0	0	0	0	0	0	0	0	0	0	0	0	0	0	0	L	31-34+
12/10	at Browns	S	2	1	1	0.0	0.0	0	0	0	0	0	0	0	0	0	0	0	0	0	0	0	0	0	0	L	27-31
12/17	Ravens	S	4	2	2	1.0	15.0	1	15	1	0	0	0	0	0	0	0	0	0	0	0	0	0	0	0	L	7-23
12/24	at Buccaneers	S	5	3	2	1.0	13.0	1	13	1	0	0	0	0	0	0	0	0	0	0	0	0	0	0	0	L	12-30
12/31	Panthers	S	6	6	0	2.0	14.0	2	14	2	0	0	0	0	0	0	0	0	0	0	0	0	0	0	0	W	26-0
01/07	at Titans	S	2	1	1	1.0	10.0	1	10	2	0	0	0	0	0	0	0	0	0	0	0	0	0	0	0	L	20-28
2023 TOTALS			17-17	52	27	25	10.0	77.5	10	69	19	0	0	0	0	2	0	1	0	0	0	0	0	0	0	9-8	

+ - Overtime





PARKER WASHINGTON | 11

POSITION: WIDE RECEIVER
HT: 5-10 | **WT:** 204 | **DOB:** 3-21-2002
COLLEGE: PENN STATE
HOMETOWN: SUGAR LAND, TEXAS
ACQ: D6-'23
EXP: 2nd YEAR

CPW11_
 cpw11_

KEY TRANSACTIONS

- Originally drafted by Jacksonville in the sixth round (185th overall) of the 2023 NFL Draft

PRO

2024 (Jaguars)

- 12/29 vs. TEN:** Started at wide receiver and recorded 31 yards and one touchdown on three receptions
- 12/22 at L.V.:** Started at wide receiver and recorded 54 yards on six receptions
- 12/15 vs. NYJ:** Started at wide receiver and recorded 54 yards on three receptions
- 12/8 at TEN:** Started at wide receiver and recorded 15 yards on two receptions
- 12/1 vs. HOU:** Recorded 103 yards and one touchdown on six receptions, setting career-highs in both receiving yards and receptions
- 11/17 at DET:** Saw action at wide receiver and caught one pass for 10 yards
- 11/10 vs. MIN:** Saw action at wide receiver
- 11/3 at PHI:** Recorded three receptions for 41 yards and returned one punt for four yards
- 10/27 vs. G.B.:** Saw action at wide receiver and recorded 46 yards on three receptions... Returned two kickoffs for 51 yards and two punts for 17 yards
- 10/20 vs. N.E.:** Returned one punt for a 96-yard touchdown, the longest in franchise history and the first special teams touchdown since the NFL London games began in 2007...His 96-yard punt return for a touchdown was the Jaguars' first since WR Keelan Cole's 91-yard punt return in 2020... He also returned one kickoff for 27 yards, the second-longest kick return of his career
- 10/13 at CHI:** Returned two punts for 27 yards
- 10/6 vs. IND:** Saw action at wide receiver
- 9/29 at HOU:** Saw action at wide receiver
- 9/23 at BUF:** Saw action at wide receiver and recorded two receptions for 18 yards
- 9/15 vs. CLE:** Saw action at wide receiver and on special teams
- 9/8 at MIA:** Saw action at wide receiver and caught one reception for three yards... On special teams, he returned two kicks for 44 yards

2023 (Jaguars)

- Saw action in nine games with start... He recorded 16 receptions for 132 yards and two touchdowns... On special teams he totaled 12 punt returns for 126 yards and two kick returns for 51 yards
- 12/10 at CLE:** Posted two receptions for 27 yards and a touchdown... Returned five punts for 63 yards
- 12/4 vs. CIN:** Recorded six receptions for 61 yards and his first-career touchdown... Returned two kicks for 51 yards
- 11/26 at HOU:** Returned one punt for 22 yards and saw action at wide receiver

COLLEGE

- Caught a pass in every game of his college career, totaling 146 receptions, ranking 10th all-time at Penn State
- Recorded 1,920 receiving yards and scored 12 touchdowns
- Appeared in 32 games and made 24 starts in three seasons
- Was Penn State's primary punt returner in 2022, returning 18 punts for 99 yards

PERSONAL

- Sister, Ashton, is a player personnel coordinator for the Chicago Bears
- Cousin, Tyler Tolbert, plays baseball for the Kansas City Royals
- Cousin, QB Joshua Dobbs, plays football for the San Francisco 49ers
- Enjoys fishing and hunting
- Majored in Recreation, Park and Tourism Management

PARKER WASHINGTON'S NFL REGULAR SEASON RUSHING/RECEIVING STATISTICS

DATE	TEAM	GP	GS	RECEIVING					RUSHING				
				NO.	YDS.	AVG.	LG	TD	NO.	YDS.	AVG.	LG	TD
2023	Jaguars	9	1	16	132	8.3	19t	2	0	0	0.0	0	0
2024	Jaguars	16	6	30	375	12.5	30	2	0	0	0.0	0	0
NFL TOTALS		25	7	46	507	11.0	30	4	0	0	0.0	0	0



PARKER WASHINGTON'S NFL REGULAR SEASON RETURN STATISTICS

DATE	TEAM	KICKOFF RETURNS					PUNT RETURNS					
		RET.	YDS.	AVG.	LG	TD	NO.	FC	YDS.	AVG.	LG	TD
2023	Jaguars	2	51	25.5	33	0	12	5	126	10.5	26	0
2024	Jaguars	5	122	24.4	30	0	6	4	144	24.0	96t	1
NFL TOTALS		7	173	24.7	33	0	18	9	270	15.0	96T	1

PARKER WASHINGTON'S NFL REGULAR SEASON DEFENSIVE STATISTICS

DATE	TEAM	GP	TACKLES							INTERCEPTIONS					O. FUMB				ST		MISC							
			GS	TK	S	A	TFL	YDS	SK	YDS	QBH	NO	YDS	LG	TD	PD	FF	FR	TD	YDS	TK	S	A	FF	FR	S	A	
2023	Jaguars	9	1	0	0	0	0	0	0.0	0.0	0	0	0	0	0	0	1	0	0	0	0	0	0	0	0	1	0	0
2024	Jaguars	16	6	0	0	0	0	0	0.0	0.0	0	0	0	0	0	0	0	0	0	0	0	0	0	0	0	1	2	0
NFL TOTALS		25	7	0	0	0	0	0	0.0	0.0	0	0	0	0	0	0	1	0	0	0	0	0	0	0	0	2	2	0

SINGLE-GAME HIGHS: RUSHING/RECEIVING

Receptions	6 at Las Vegas Raiders, Dec 22, 2024 6 vs. Houston Texans, Dec 01, 2024 ...1 more at 6.	Longest Kickoff Return	33 vs. Cincinnati Bengals, Dec 04, 2023 30 vs. Green Bay Packers, Oct 27, 2024
Receiving Yards	103 vs. Houston Texans, Dec 01, 2024 61 vs. Cincinnati Bengals, Dec 04, 2023	Fair Catches	3 at Houston Texans, Nov 26, 2023 2 vs. Green Bay Packers, Oct 27, 2024 ...1 more at 2.
Receiving Average	18.0 vs. New York Jets, Dec 15, 2024 17.2 vs. Houston Texans, Dec 01, 2024	Punt Return Yards	96 vs. New England Patriots, Oct 20, 2024 63 at Cleveland Browns, Dec 10, 2023
Longest Receptions	30 vs. Houston Texans, Dec 01, 2024 29 vs. New York Jets, Dec 15, 2024	Longest Punt Return	96t vs. New England Patriots, Oct 20, 2024 26 at Cleveland Browns, Dec 10, 2023
Receiving TDs	1 vs. Houston Texans, Dec 01, 2024 1 at Cleveland Browns, Dec 10, 2023 ...1 more at 1.	Punt Returns	5 at Cleveland Browns, Dec 10, 2023 2 vs. Green Bay Packers, Oct 27, 2024 ...3 more at 2.
All-Purpose Yards	123 vs. New England Patriots, Oct 20, 2024 114 vs. Green Bay Packers, Oct 27, 2024	Punt Return TDs	1 vs. New England Patriots, Oct 20, 2024
Kickoff Returns	2 vs. Green Bay Packers, Oct 27, 2024 2 at Miami Dolphins, Sep 08, 2024 ...1 more at 2.	Punt Return Average	12.6 at Cleveland Browns, Dec 10, 2023
Kickoff Return Yards	51 vs. Green Bay Packers, Oct 27, 2024 51 vs. Cincinnati Bengals, Dec 04, 2023	Most TDs	1 vs. Tennessee Titans, Dec 29, 2024 1 vs. Houston Texans, Dec 01, 2024 ...3 more at 1.

100-YARD RECEIVING GAMES (1): REGULAR SEASON

DATE	TEAM	NO.	YDS.	AVG.	LG	TD
12/01/24	TEXANS	6	103	17.2	30	1

2024 GAME-BY-GAME REGULAR-SEASON STATISTICS (JAGUARS)

DATE	OPPONENT	P/S	RECEIVING					RUSHING					W/L	SCORE
			NO.	YDS.	AVG.	LG	TD	NO.	YDS.	AVG.	LG	TD		
09/08	at Dolphins	P	1	3	3.0	3	0	0	0	0.0	0	0	L	17-20
09/15	Browns	P	0	0	0.0	0	0	0	0	0.0	0	0	L	13-18
09/23	at Bills	P	2	18	9.0	12	0	0	0	0.0	0	0	L	10-47
09/29	at Texans	P	0	0	0.0	0	0	0	0	0.0	0	0	L	20-24
10/06	Colts	P	0	0	0.0	0	0	0	0	0.0	0	0	W	37-34
10/13	at Bears	P	0	0	0.0	0	0	0	0	0.0	0	0	L	16-35
10/20	Patriots	P	0	0	0.0	0	0	0	0	0.0	0	0	W	32-16
10/27	Packers	P	3	46	15.3	23	0	0	0	0.0	0	0	L	27-30
11/03	at Eagles	S	3	41	13.7	18	0	0	0	0.0	0	0	L	23-28
11/10	Vikings	P	0	0	0.0	0	0	0	0	0.0	0	0	L	7-12
11/17	at Lions	P	1	10	10.0	10	0	0	0	0.0	0	0	L	6-52
12/01	Texans	S	6	103	17.2	30	1	0	0	0.0	0	0	L	20-23
12/08	at Titans	S	2	15	7.5	8	0	0	0	0.0	0	0	W	10-6
12/15	Jets	S	3	54	18.0	29	0	0	0	0.0	0	0	L	25-32
12/22	at Raiders	S	6	54	9.0	17	0	0	0	0.0	0	0	L	14-19
12/29	Titans	S	3	31	10.3	24	1	0	0	0.0	0	0	W	20-13
2024 TOTALS		16-6	30	375	12.5	30	2	0	0	0.0	0	0	4-12	



2023 GAME-BY-GAME REGULAR-SEASON STATISTICS (JAGUARS)

DATE	OPPONENT	P/S	RECEIVING					RUSHING					W/L	SCORE
			NO.	YDS.	AVG.	LG	TD	NO.	YDS.	AVG.	LG	TD		
09/10	at Colts												W	31-21
09/17	Chiefs												L	9-17
09/24	Texans												L	17-37
10/01	Falcons	P	0	0	0.0	0	0	0	0	0.0	0	0	W	23-7
10/08	at Bills												W	25-20
10/15	Colts												W	37-20
10/19	at Saints												W	31-24
10/29	at Steelers												W	20-10
11/12	49ers												L	3-34
11/19	Titans	P	0	0	0.0	0	0	0	0	0.0	0	0	W	34-14
11/26	at Texans	P	0	0	0.0	0	0	0	0	0.0	0	0	W	24-21
12/04	Bengals	P	6	61	10.2	18	1	0	0	0.0	0	0	L	31-34+
12/10	at Browns	S	2	27	13.5	19t	1	0	0	0.0	0	0	L	27-31
12/17	Ravens	P	4	12	3.0	6	0	0	0	0.0	0	0	L	7-23
12/24	at Buccaneers	P	2	19	9.5	13	0	0	0	0.0	0	0	L	12-30
12/31	Panthers	P	1	2	2.0	2	0	0	0	0.0	0	0	W	26-0
01/07	at Titans	P	1	11	11.0	11	0	0	0	0.0	0	0	L	20-28
2023 TOTALS		9-1	16	132	8.3	19T	2	0	0	0.0	0	0	0	9-8

+ - Overtime

2023 GAME-BY-GAME REGULAR-SEASON STATISTICS (JAGUARS)

DATE	OPPONENT	P/S	KICKOFF RETURNS					PUNT RETURNS					W/L	SCORE	
			RET	YDS	AVG	LG	TD	NO	FC	YDS	AVG	LG			TD
09/10	at Colts													W	31-21
09/17	Chiefs													L	9-17
09/24	Texans													L	17-37
10/01	Falcons	P	0	0	0.0	0	0	1	0	5	5.0	5	0	W	23-7
10/08	at Bills													W	25-20
10/15	Colts													W	37-20
10/19	at Saints													W	31-24
10/29	at Steelers													W	20-10
11/12	49ers													L	3-34
11/19	Titans	P	0	0	0.0	0	0	0	0	0	0.0	0	0	W	34-14
11/26	at Texans	P	0	0	0.0	0	0	1	3	22	22.0	22	0	W	24-21
12/04	Bengals	P	2	51	25.5	33	0	1	0	0	0.0	0	0	L	31-34+
12/10	at Browns	S	0	0	0.0	0	0	5	1	63	12.6	26	0	L	27-31
12/17	Ravens	P	0	0	0.0	0	0	0	0	0	0.0	0	0	L	7-23
12/24	at Buccaneers	P	0	0	0.0	0	0	0	0	0	0.0	0	0	L	12-30
12/31	Panthers	P	0	0	0.0	0	0	2	0	17	8.5	15	0	W	26-0
01/07	at Titans	P	0	0	0.0	0	0	2	1	19	9.5	14	0	L	20-28
2023 TOTALS		9-1	2	51	25.5	33	0	12	5	126	10.5	26	0	9-8	

+ - Overtime





ANDREW WINGARD | 42

POSITION: SAFETY
HT: 6-0 | **WT:** 200 | **DOB:** 12-5-1996
COLLEGE: WYOMING
HOMETOWN: ARVADA, COLO.
ACQ: FA-'19
EXP: 6th YEAR

 @deweywingard
 @deweywingard

KEY TRANSACTIONS

- Originally signed by Jacksonville as an undrafted rookie on 5/10/19

PRO

2024 (Jaguars)

- 12/29 vs. TEN:** Started at safety and recorded three tackles (one solo)
- 12/22 at L.V.:** Saw action at safety and recorded a career-high three passes defended plus one solo tackle
- 12/15 vs. NYJ:** Saw action on special teams
- 12/8 at TEN:** Saw action on special teams
- 12/1 vs. HOU:** Saw action at safety and on special teams
- 11/17 at DET:** Saw action on special teams
- 11/10 vs. MIN:** Saw action on special teams and recorded one tackle in his first game returning from injured reserve

2023 (Jaguars)

- Played in 17 games and made two starts at safety... Registered 40 tackles (31 solo), two passes defended, one interception, one quarterback hit, one forced fumble and one tackle for loss... Added five tackles (four solo) on special teams
- Voted a captain for the 2023 season
- 12/17 vs. BAL:** Started at safety and played 69 of 70 defensive snaps... Recorded a career-high 11 total tackles (10 solo)
- 12/10 at CLE:** Recorded three total tackles (two solo), one quarterback hit and one forced fumble... Saw action on special teams
- 10/29 at PIT:** Started at safety and recorded six total tackles (five solo), two passes defended and one interception

2022 (Jaguars)

- Saw action in 17 regular season games with two starts and both postseason games with one start... In the regular season, on defense he posted 23 tackles (19 solo), two tackles for loss, one interception, one pass defended and one forced fumble... On special teams, he posted 14 tackles (eight solo)... In the postseason, he posted one solo tackle
- 12/11 at TEN:** Started at safety and recorded seven tackles (six solo), including one tackle for loss, one QB hit and one interception
- 12/4 at DET:** Started at safety and recorded a season-high nine tackles (seven solo)
- 11/27 vs. BAL:** Started at safety and saw action on special teams... Recorded two tackles (one solo), one forced fumble and one special teams tackle

2021 (Jaguars)

- Finished the season with 86 total tackles (56 solo), 1.0 sack and one interception in 15 games played (15 starts)
- 10/17 vs. MIA:** Started at safety and totaled seven tackles (five solo), including one tackle for loss
- 9/26 vs. ARI:** Started at safety and recorded seven total tackles (four solo), one interception and one pass defended... Recorded the third INT of his career when he intercepted QB Kyler Murray and returned it 22 yards in the third quarter
- 9/19 vs. DEN:** Started at safety and tallied a team-high eight tackles, including his second career sack

2020 (Jaguars)

- Saw action in 13 games, starting four... Tallied 42 tackles (30), five passes defended, two INTs and one fumble recovery... Also made eight stops on special teams
- 11/29 vs. CLE:** Started at safety and tallied three tackles (one solo), one pass defended and his first-career fumble recovery, which he returned for 17 yards
- 9/20 at TEN:** Started at free safety and posted a career-high nine tackles (seven solo)
- 9/13 vs. IND:** Saw action at free safety, recording his first career INT in the fourth quarter, and on special teams, leading the team with two special teams stops

2019 (Jaguars)

- Appeared in all 16 games, making two starts, while compiling 19 tackles (14 solo), 1.0 sack and one forced fumble... Led the team with 11 special teams tackles
- 12/1 vs. T.B.:** Made his first career start at strong safety, recording six tackles (five solo), including a strip-sack, marking the first sack of his career
- 9/8 vs. K.C.:** Made his NFL debut, seeing action at safety and on special teams, and totaled one solo tackle and two special teams tackles



COLLEGE

- Finished second in Wyoming school history with 454 tackles while adding 18 passes defended, 10 INTs and five forced fumbles
- Recorded 87 tackles (46 solo), three passes defended and two INTs as a senior in 2018, earning First-Team All-Mountain West honors
- Named First-Team All-Mountain West as a junior in 2017 after totaling 114 tackles and a career-high five INTs
- Recorded 131 total tackles in 2016, which ranked fourth in the FBS and first in the Mountain West
- Played in all 12 games (11 starts) as a freshman in 2015 and registered 122 total tackles
- His 6.9 solo tackles per game ranked No. 1 in the Mountain West and No. 4 in the NCAA

PERSONAL

- Attended Ralston Valley (Arvada, Colo.) High School and rushed for 1,653 yards on 190 carries in his senior season
- Earned first-team all-state honors after totaling 2,702 all-purpose yards
- Father, Dan, was a punter at the University of Nebraska
- Avid skier and golfer

ANDREW WINGARD'S NFL REGULAR SEASON DEFENSIVE STATISTICS

DATE	TEAM	GP	GS	TACKLES							INTERCEPTIONS							O. FUMB				ST				MISC	
				TK	S	A	TFL	YDS	SK	YDS	QBH	NO	YDS	LG	TD	PD	FF	FR	TD	YDS	TK	S	A	FF	FR	S	A
2019	Jaguars	16	2	19	14	5	0	0	1.0	3.0	2	0	0	0	0	0	1	0	0	0	11	8	3	0	0	0	0
2020	Jaguars	13	4	42	30	12	3	8	0.0	0.0	0	2	31	19	0	5	0	1	0	17	8	5	3	0	0	0	
2021	Jaguars	15	15	86	56	30	2	2	1.0	1.0	1	1	23	23	0	1	0	0	0	2	1	1	0	0	0	0	
2022	Jaguars	17	3	23	19	4	2	1	0.0	0.0	1	1	13	13	0	1	1	0	0	14	8	6	0	0	0	0	
2023	Jaguars	17	2	40	31	9	1	3	0.0	0.0	1	1	0	0	0	2	1	0	0	0	5	4	1	0	0	0	
2024	Jaguars	7	1	4	2	2	0	0	0.0	0.0	0	0	0	0	0	2	0	0	0	0	1	1	0	0	0	0	
NFL TOTALS		85	27	214	152	62	8	14	2.0	4.0	5	5	67	23	0	11	3	1	0	17	41	27	14	0	0	0	

ANDREW WINGARD'S NFL POSTSEASON DEFENSIVE STATISTICS

DATE	TEAM	GP	GS	TACKLES							INTERCEPTIONS							O. FUMB				ST				MISC	
				TK	S	A	TFL	YDS	SK	YDS	QBH	NO	YDS	LG	TD	PD	FF	FR	TD	YDS	TK	S	A	FF	FR	S	A
2022	Jaguars	2	1	1	1	0	0	0	0.0	0.0	0	0	0	0	0	0	0	0	0	0	1	0	1	0	0	0	0
NFL TOTALS		2	1	1	1	0	0	0	0.0	0.0	0	0	0	0	0	0	0	0	0	0	1	0	1	0	0	0	

SINGLE-GAME HIGHS: DEFENSIVE

Total Tackles	11 vs. Baltimore Ravens, Dec 17, 2023 9 at Detroit Lions, Dec 04, 2022 ...3 more at 9.	Tackles For Loss	3 at Indianapolis Colts, Jan 03, 2021 1 at Tampa Bay Buccaneers, Dec 24, 2023 ...4 more at 1.
Solo Tackles	10 vs. Baltimore Ravens, Dec 17, 2023 7 at Detroit Lions, Dec 04, 2022 ...1 more at 7.	Interceptions	1 at Pittsburgh Steelers, Oct 29, 2023 1 at Tennessee Titans, Dec 11, 2022 ...3 more at 1.
Sacks	1.0 vs. Denver Broncos, Sep 19, 2021 1.0 vs. Tampa Bay Buccaneers, Dec 01, 2019	Interception Return Yards	23 vs. Arizona Cardinals, Sep 26, 2021 19 at Indianapolis Colts, Jan 03, 2021
Passes Defensed	2 at Las Vegas Raiders, Dec 22, 2024 2 at Pittsburgh Steelers, Oct 29, 2023	Special Teams Tackles	3 vs. Tennessee Titans, Nov 19, 2023 3 at Atlanta Falcons, Dec 22, 2019
Forced Fumbles	1 vs. Baltimore Ravens, Nov 27, 2022 1 vs. Tampa Bay Buccaneers, Dec 01, 2019	Longest Opp Fumble Return	17 vs. Cleveland Browns, Nov 29, 2020
Fumble Recoveries	1 vs. Cleveland Browns, Nov 29, 2020		

SINGLE-GAME HIGHS - POSTSEASON: DEFENSIVE

Total Tackles	1 at Kansas City Chiefs, Jan 21, 2023	Solo Tackles	1 at Kansas City Chiefs, Jan 21, 2023
----------------------	---------------------------------------	---------------------	---------------------------------------



2024 GAME-BY-GAME REGULAR-SEASON STATISTICS (JAGUARS)

DATE	OPPONENT	P/S	TACKLES					INTERCEPTIONS					O. FUMB				ST				MISC		SCORE					
			TK	S	A	SK	YDS	TFL	YDS	QBH	NO	YDS	LG	TD	PD	FF	FR	TD	YDS	TK	S	A		FF	FR	S	A	W/L
09/08	at Dolphins																									L	17-20	
09/15	Browns																									L	13-18	
09/23	at Bills																									L	10-47	
09/29	at Texans																									L	20-24	
10/06	Colts																									W	37-34	
10/13	at Bears																									L	16-35	
10/20	Patriots																									W	32-16	
10/27	Packers																									L	27-30	
11/03	at Eagles																									L	23-28	
11/10	Vikings	P	0	0	0	0.0	0.0	0	0	0	0	0	0	0	0	0	0	0	0	0	0	0	0	0	0	0	L	7-12
11/17	at Lions	P	0	0	0	0.0	0.0	0	0	0	0	0	0	0	0	0	0	0	0	0	0	0	0	0	0	0	L	6-52
12/01	Texans	P	0	0	0	0.0	0.0	0	0	0	0	0	0	0	0	0	0	0	0	0	0	0	0	0	0	0	L	20-23
12/08	at Titans	P	0	0	0	0.0	0.0	0	0	0	0	0	0	0	0	0	0	0	0	0	0	0	0	0	0	0	W	10-6
12/15	Jets	P	0	0	0	0.0	0.0	0	0	0	0	0	0	0	0	0	0	0	0	0	0	0	0	0	0	0	L	25-32
12/22	at Raiders	P	1	1	0	0.0	0.0	0	0	0	0	0	0	0	0	2	0	0	0	0	0	0	0	0	0	0	L	14-19
12/29	Titans	S	3	1	2	0.0	0.0	0	0	0	0	0	0	0	0	0	0	0	0	0	0	0	0	0	0	0	W	20-13
2024 TOTALS			7-1	4	2	2	0.0	0.0	0	0	0	0	0	0	0	2	0	0	0	0	0	0	0	0	0	0	4-12	

2023 GAME-BY-GAME REGULAR-SEASON STATISTICS (JAGUARS)

DATE	OPPONENT	P/S	TACKLES					INTERCEPTIONS					O. FUMB				ST				MISC		SCORE					
			TK	S	A	SK	YDS	TFL	YDS	QBH	NO	YDS	LG	TD	PD	FF	FR	TD	YDS	TK	S	A		FF	FR	S	A	W/L
09/10	at Colts	P	0	0	0	0.0	0.0	0	0	0	0	0	0	0	0	0	0	0	0	0	0	0	0	0	0	0	W	31-21
09/17	Chiefs	P	1	1	0	0.0	0.0	0	0	0	0	0	0	0	0	0	0	0	0	0	0	0	0	0	0	0	L	9-17
09/24	Texans	P	1	1	0	0.0	0.0	0	0	0	0	0	0	0	0	0	0	0	0	0	0	0	0	0	0	0	L	17-37
10/01	Falcons	P	2	2	0	0.0	0.0	0	0	0	0	0	0	0	0	0	0	0	0	0	0	0	0	0	0	0	W	23-7
10/08	at Bills	P	0	0	0	0.0	0.0	0	0	0	0	0	0	0	0	0	0	0	0	0	0	0	0	0	0	0	W	25-20
10/15	Colts	P	1	1	0	0.0	0.0	0	0	0	0	0	0	0	0	0	0	0	0	0	0	0	0	0	0	0	W	37-20
10/19	at Saints	P	5	4	1	0.0	0.0	0	0	0	0	0	0	0	0	0	0	0	0	0	0	0	0	0	0	0	W	31-24
10/29	at Steelers	S	6	5	1	0.0	0.0	0	0	0	1	0	0	0	2	0	0	0	0	0	0	0	0	0	0	0	W	20-10
11/12	49ers	P	6	2	4	0.0	0.0	0	0	0	0	0	0	0	0	0	0	0	0	0	0	0	0	0	0	0	L	3-34
11/19	Titans	P	0	0	0	0.0	0.0	0	0	0	0	0	0	0	0	0	0	0	0	0	0	0	0	0	0	0	W	34-14
11/26	at Texans	P	0	0	0	0.0	0.0	0	0	0	0	0	0	0	0	0	0	0	0	0	0	0	0	0	0	0	W	24-21
12/04	Bengals	P	2	1	1	0.0	0.0	0	0	0	0	0	0	0	0	0	0	0	0	0	0	0	0	0	0	0	L	31-34+
12/10	at Browns	P	3	2	1	0.0	0.0	0	0	1	0	0	0	0	0	1	0	0	0	0	0	0	0	0	0	0	L	27-31
12/17	Ravens	S	11	10	1	0.0	0.0	0	0	0	0	0	0	0	0	0	0	0	0	0	0	0	0	0	0	0	L	7-23
12/24	at Buccaneers	P	2	2	0	0.0	0.0	1	3	0	0	0	0	0	0	0	0	0	0	0	0	0	0	0	0	0	L	12-30
12/31	Panthers	P	0	0	0	0.0	0.0	0	0	0	0	0	0	0	0	0	0	0	0	0	0	0	0	0	0	0	W	26-0
01/07	at Titans	P	0	0	0	0.0	0.0	0	0	0	0	0	0	0	0	0	0	0	0	0	0	0	0	0	0	0	L	20-28
2023 TOTALS			17-2	40	31	9	0.0	0.0	1	3	1	1	0	0	0	2	1	0	0	0	0	0	0	0	0	9-8		

+ - Overtime

