



SEPTEMBER 23, 2024  
REGULAR SEASON WEEK 3



# JAGUARS

AT



# BILLS





**JOHN DEVER** | SENIOR VICE PRESIDENT AND CHIEF COMMUNICATIONS OFFICER | DEVERJ@NFL.JAGUARS.COM  
**AMANDA HOLT** | SENIOR DIRECTOR OF FOOTBALL COMMUNICATIONS | HOLTAF@NFL.JAGUARS.COM  
**LYNDSAY ROSSMAN** | DIRECTOR OF BUSINESS COMMUNICATIONS | ROSSMANL@NFL.JAGUARS.COM  
**DYLAN MORTON** | DIRECTOR OF FOOTBALL COMMUNICATIONS | MORTOND@NFL.JAGUARS.COM  
**EMILY MEARS** | PUBLIC RELATIONS COORDINATOR | MEARSE@NFL.JAGUARS.COM  
**JACOB LAMOTTA** | PUBLIC RELATIONS ASSOCIATE | LAMOTTAJ@NFL.JAGUARS.COM  
 @JAGUARS | @JAGUARSPR | JAGUARS.COM



## JACKSONVILLE JAGUARS AT BUFFALO BILLS / SEPTEMBER 23 / 7:30 P.M. ET



### UNDER THE LIGHTS

The Jacksonville Jaguars (0-2) visit the Buffalo Bills (2-0) in Highmark Stadium for a Monday Night Football matchup. This is the first of two primetime games for the Jaguars this season.

Jacksonville holds a record of 8-8 on Monday Night Football, while **Head Coach Doug Pederson** has a record of 5-3. This marks the first time the Jaguars will play on Monday night in back-to-back seasons since 2010 and 2011.

The Jaguars have won each of their last two games against the Bills dating back to 2021. Most recently, Jacksonville defeated Buffalo, 25-20, in London's Tottenham Hotspur Stadium on Oct. 8, 2023. The Jaguars had a 100-yard rusher (**RB Travis Etienne Jr.**, 136), a 300-yard passer (**QB Trevor Lawrence**, 315) and a 100-yard receiver (WR Calvin Ridley, 122) for the first time since Week 15 of 2022 in the win.



### BROADCAST



Chris Fowler  
(Play-by-Play)



Dan Orlovsky  
(Analyst)



Louis Riddick  
(Analyst)



Laura Rutledge  
(Sideline)



Frank Frangie  
(Play-by-Play)



Jeff Lageman  
(Analyst)



Tony Boselli  
(Analyst)



Bucky Brooks  
(Field Analyst)



John Sadak  
(Play-by-Play)



Ross Tucker  
(Analyst)



Rich Eisen  
(Studio Host)

### 2024 REGULAR SEASON SCHEDULE

Date	Opponent	Time (TV)/Result
Sun., Sept. 8	at Miami Dolphins	L, 20-17
<b>Sun., Sept. 15</b>	<b>Cleveland Browns</b>	<b>L, 18-13</b>
Mon., Sept. 23	at Buffalo Bills	7:30 p.m. (ESPN)
Sun., Sept. 29	at Houston Texans	1 p.m. (CBS)
<b>Sun., Oct. 6</b>	<b>Indianapolis Colts</b>	<b>1 p.m. (CBS)</b>
Sun., Oct. 13	at Chicago Bears (London)	9:30 a.m. (NFLN)
<b>Sun., Oct. 20</b>	<b>New England Patriots (London)</b>	<b>9:30 a.m. (NFLN)</b>
<b>Sun., Oct. 27</b>	<b>Green Bay Packers</b>	<b>1 p.m. (FOX)</b>
Sun., Nov. 3	at Philadelphia Eagles	8:20 p.m. (NBC)
<b>Sun., Nov. 10</b>	<b>Minnesota Vikings</b>	<b>1 p.m. (FOX)</b>
Sun., Nov. 17	at Detroit Lions	1 p.m. (CBS)
BYE		
<b>Sun., Dec. 1</b>	<b>Houston Texans</b>	<b>1 p.m. (FOX)</b>
Sun., Dec. 8	at Tennessee Titans	1 p.m. (CBS)
<b>Sun., Dec. 15</b>	<b>New York Jets</b>	<b>1 p.m. (FOX)</b>
Sun., Dec. 22	at Las Vegas Raiders	4:25 p.m. (CBS)
<b>Sun., Dec. 29</b>	<b>Tennessee Titans</b>	<b>1 p.m. (CBS)</b>
TBD	at Indianapolis Colts	TBD

### ETIENNE JR. ENTERS FRANCHISE RECORD BOOKS

**RB Travis Etienne Jr.** rushed 13 times for 52 yards and one touchdown in Week 2 vs. Cleveland. He moved into fifth in franchise history in rushing yards (2,229) and tied-fifth with RB James Robinson in rushing touchdowns (18).

#### JAGUARS ALL-TIME RUSHING YARDAGE

1.	RB Fred Taylor	11,271
2.	RB Maurice Jones-Drew	8,071
3.	RB James Stewart	2,951
4.	RB Leonard Fournette	2,631
<b>5.</b>	<b>RB Travis Etienne Jr.</b>	<b>2,229</b>

#### JAGUARS ALL-TIME RUSHING TOUCHDOWNS

1.	RB Maurice Jones-Drew	68
2.	RB Fred Taylor	62
3.	RB James Stewart	33
4.	RB Stacey Mack	19
<b>T5.</b>	<b>RB Travis Etienne Jr.</b>	<b>18</b>
	RB James Robinson	18



# JAGUARS INFORMATION

## WEEK 3 MEDIA SCHEDULE

### TUESDAY, SEPTEMBER 17

12:15 - 1 p.m.: Open locker room

### WEDNESDAY, SEPTEMBER 18

PLAYERS DAY OFF - NO MEDIA AVAILABILITY

### THURSDAY, SEPTEMBER 19

10:35 a.m.: Head Coach Doug Pederson available in the media workroom

12:10 p.m.: QB Trevor Lawrence available in the media workroom

1:10 - 1:30 p.m.: Practice open to media

3:10 p.m. - 3:55 p.m.: Open locker room

### FRIDAY, SEPTEMBER 20

11:45 a.m.: Offensive Coordinator Press Taylor and Defensive Coordinator Ryan Nielsen available in the media workroom

1:10 - 1:30 p.m.: Practice open to media

3:15 - 4 p.m.: Practice open to media

### SATURDAY, SEPTEMBER 21

10:30 a.m.: Head Coach Doug Pederson available in the media workroom

11:45 - 12 p.m.: Practice open to media

12:50 - 1:35 p.m.: Open locker room

### SUNDAY, SEPTEMBER 22

NO MEDIA AVAILABILITY

### MONDAY, SEPTEMBER 23

7:30 p.m.: Kickoff at Buffalo (ESPN)

## JAGUARS COMMUNICATIONS STAFF



John Dever  
Sr. Vice President  
and Chief  
Communications  
Officer




Amanda Holt  
Sr. Director  
of Football  
Communications



Lyndsay Rossman  
Director of Business  
Communications



Dylan Morton  
Director of Football  
Communications



Emily Mears  
Public Relations  
Coordinator



Jacob LaMotta  
Public Relations  
Associate

## PRONUNCIATION GUIDE

Yasir Abdullah  
Devin Duvernay  
Travis Etienne Jr.  
Luke Farrell  
Javon Foster  
DaVon Hamilton  
Ross Maticcik  
Chad Muma  
Foyesade Oluokun  
Ezezi Otomewo  
Brandon Scherff  
Travon Walker

YA-seer  
DOO-ver-nay  
ETN  
FAIR-ull  
juh-von  
DUH-von  
MATTA-sick  
MOO-ma  
Foy-eh-sa-day oh-LOU-a-kin  
eh-SAY-zee oh-TOE-may-woh  
SCHER-eff  
TRAY-von

## JAGUARS-BILLS SERIES

Head Coach: Sean McDermott (Since 2017 · 73-41 · .640)

Stadium: Highmark Stadium (Since 1973 · 71,870)

Regular-Season Series: 8-9 (.471)

Home Record: 4-4 (.500)

Postseason Series: 2-0 (1.000)

Road Record: 4-5 (.444)

Date	Location	Result	Attendance
Oct. 8, 2023	London	W, 25-20	61,273
Nov. 7, 2021	Jacksonville	W, 9-6	63,110
Nov. 25, 2018	Buffalo	L, 24-21	57,799
Jan. 7, 2018	Jacksonville (WC)	W, 10-7	69,442
Nov. 27, 2016	Buffalo	L, 28-21	67,849
Oct. 25, 2015	London	W, 34-31	84,021
Dec. 15, 2013	Jacksonville	L, 27-20	60,085
Dec. 2, 2012	Buffalo	L, 34-18	53,971
Oct. 10, 2010	Buffalo	W, 36-26	58,304
Nov. 22, 2009	Jacksonville	W, 18-15	47,757
Sept. 14, 2008	Jacksonville	L, 20-16	65,167
Nov. 25, 2007	Jacksonville	W, 36-14	64,546
Nov. 26, 2006	Buffalo	L, 27-24	63,608
Sept. 12, 2004	Buffalo	W, 13-10	72,389
Sept. 14, 2003	Jacksonville	L, 38-17	58,613
Oct. 18, 2001	Jacksonville	L, 13-10	58,893
Oct. 18, 1998	Buffalo	L, 17-26	77,635
Dec. 14, 1997	Buffalo	W, 20-14	41,231
Dec. 28, 1996	Buffalo (WC)	W, 30-27	70,213

## NUMBERS TO KNOW

474

The Jaguars totaled **474** net yards in their last meeting with Buffalo in Week 5 of 2023, their most against any opponent last season. Their 38:12 time of possession was also their best against any team.

136

RB Travis Etienne Jr. rushed for **136** yards last season against the Bills, the second-highest total of his career. His two rushing touchdowns tied his single-game career high.

66

WR Brian Thomas Jr.'s **66**-yard reception in Week 2 vs. Cleveland was the fifth-longest reception by a rookie in franchise history and the longest reception by a rookie this season.

34

LB Foye Oluokun has registered **34**-straight games with six-plus tackles dating back to Week 3 of 2022, the third-longest streak in NFL history.

29

The Jaguars' **29** first downs in their most recent game against the Bills tied for their eighth-highest total in team history and was their highest since they had 30 in Week 2 of 2020.

## JAGUARS REGULAR-SEASON RECORDS

Overall Record: 198-271

Home Record: 119-116

Away Record: 79-155

Record Under Head Coach Doug Pederson: 18-18

Record in September: 43-59

Primetime Record: 21-24

Record on Monday Night Football: 8-8

All-Time Record in Week 3: 11-16

## MEDIA SITE

The Jaguars' media website is NFLOMG.com. For customized access to the NFLOMG site, please utilize the username "jaguarsmedia" with the password "jaguarsmedia."





# WHAT TO WATCH FOR

## QB TREVOR LAWRENCE

- Needs **3,618 passing yards** to become the fifth player in NFL history to achieve 4,000 passing yards in three of their first four seasons. He would join QB Dan Marino, QB Peyton Manning, QB Patrick Mahomes and QB Justin Herbert.
- Needs **3,118 passing yards** to join QB Peyton Manning as the only other quarterback to record 3,500 passing yards in each of his first four seasons.
- Needs **324 completions** to become the first player in NFL history to record 350 completions in each of his first four seasons.
- Needs **265 completions** to post the third-most in franchise history, passing QB David Garrard (1,406).
- Needs **24 offensive touchdowns** to complete his third consecutive season with at least 25 offensive touchdowns. He is one of six quarterbacks to have an active streak of at least 25 total touchdowns in the past two seasons.
- Needs **one rushing touchdown** to rank 10th in franchise history with 12 career rushing touchdowns, passing RB Natrone Means (11).
- Needs **three rushing touchdowns** to tie QB Mark Brunell for the second-most rushing touchdowns by a quarterback in franchise history.



## TE EVAN ENGRAM

- Needs **39 receptions** to join TE Jeremy Shockey as the only two tight ends in NFL history to record at least 40 receptions in each of their first eight seasons.
- Needs **69 receptions** to post his third consecutive season of at least 70 receptions. If he accomplishes this feat he will become the ninth tight end in NFL history to record at least 70 receptions in three consecutive seasons.
- Needs **four receptions** to record the third-most by a tight end in franchise history, passing TE Pete Mitchell (191).
- Needs **99 receptions** to post his second consecutive season with at least 100 receptions. If he accomplishes this feat he will become the first tight end in NFL history to record consecutive 100 reception seasons and the second tight end to have multiple seasons with at least 100 receptions, joining TE Travis Kelce.
- Needs **two receptions** to rank ninth in franchise history (190), passing WR Reggie Williams (189) and WR Allen Hurns (189).
- Needs **four receptions** to rank eighth in franchise history (192), passing TE Pete Mitchell (191).
- Needs **459 yards after catch** to record his third consecutive season of 460 yards after catch. He will join TE Travis Kelce as the only other tight end to record at least 460 yards after catch in three consecutive seasons.

## RB TRAVIS ETIENNE JR.

- Needs **403 rushing yards** to claim fourth place in franchise history (2,632), passing RB Leonard Fournette (2,631).
- Needs **41 receiving yards** to have the fifth-most receiving yards among running backs in franchise history, passing RB James Stewart (853).
- Needs **187 receiving yards** to achieve 1,000 career yards.
- Needs **two receptions** to reach 100 career receptions.
- Needs **two rushing first downs** to total 114 in his career, which ranks eighth in franchise history passing RB James Robinson (113).
- Needs **seven rushing first downs** to total 119 in his career, which ranks seventh in franchise history passing QB Blake Bortles (118).
- Needs **two rushing touchdowns** to move into fourth place in franchise history, passing RB Stacey Mack (19).
- Needs **1,283 scrimmage yards** for his third consecutive season with at least 1,400+ scrimmage yards. He and RB Christian McCaffrey are the only running backs in the NFL with an active streak of 1,400+ scrimmage yards, both recorded during the 2022-23 seasons.
- Needs **43 rushing first downs** for his third consecutive season with at least 50 rushing first downs. He is one-of-four running backs in the NFL to have an active streak of at least 50 rushing first downs, joining RB Derrick Henry, RB Saquon Barkley and RB Christian McCaffrey.



## WR GABE DAVIS

- Needs **three receiving touchdowns** to achieve 30 career touchdowns.
- Needs **165 receiving yards** to achieve 3,000 career receiving yards.
- Needs **six receptions of 20+ yards** for his fifth consecutive season with at least 10 receptions of 20+ yards. He is one-of-seven receivers with an active streak of at least 10 receptions of 20+ yards in each of their first four seasons.

## WR CHRISTIAN KIRK

- Needs **76 receiving yards** to achieve 2,000 yards as a Jaguar.
- Needs **174 receiving yards** to achieve 5,000 career receiving yards.
- Needs **10 receptions of 25+ yards** for his fourth consecutive season with at least 11 receptions of 25+ yards. He is one-of-four players that have active streaks of at least 11 receptions of 25+ yards, joining WR Justin Jefferson (4), WR Mike Evans (3) and WR CeeDee Lamb (3).
- Needs **50 receptions** this season to reach fourth in franchise history among receivers (191).
- Needs **nine receiving touchdowns** to reach fifth in franchise history among receivers (19).



# WHAT TO WATCH FOR

## DE JOSH HINES-ALLEN

- Needs **10.0 sacks** to set the record for the most in franchise history (56.0), passing DE Tony Brackens (55.0).
- Needs **54 quarterback pressures** for his third consecutive season with at least 60 quarterback pressures. He is one-of-seven NFL players with an active streak of at least two consecutive seasons with 60 quarterback pressures (according to NextGen Stats).
- Needs **six forced fumbles** this season to have the second-most in franchise history, passing DE Yannick Ngakoue (14).
- Aims for his 22nd consecutive game with at least **one quarterback pressure**.
- Aims for his third consecutive season with at least **2.0 strip sacks**. He is one-of-eight players in the NFL with an active streak of at least 2.0 strips sacks in consecutive seasons.
- Needs **five tackles for loss** for his fourth consecutive season with at least 11 tackles for loss. He is one-of-seven players who have an active streak of at least three consecutive seasons with 11 tackles for loss.
- Aims for his second consecutive season with at least **10.0 sacks in the second half (10.5, 2023)**. If he accomplishes this feat he would join DL Aaron Donald (2018-19) and LB Jason Gildon (2000-01) as the only players since 2000 to record consecutive seasons with 10.0 sacks in the second half.



## CB RONALD DARBY

- Needs **one pass defended** to achieve 100 in his career. His 99 passes defended ranks fourth among active players in the NFL.

## DE TRAVON WALKER

- Aims for his 17th consecutive game with at least **two quarterback pressures** (via NextGen Stats). He is currently tied with DE Leonard Williams for the third longest active streak in the NFL.
- Needs **5.0 sacks** to record the second most in franchise history (21.0) within a players' first three seasons, passing DE Josh Hines-Allen (20.5).
- Needs **8.0 sacks** to record his second consecutive season with at least 10.0 sacks. If he accomplishes this feat he will be the first player in franchise history to record at least 10.0 sacks in back-to-back seasons within their first three years in the NFL.

## NOTE THE QUOTE: TRAVON WALKER

*"Travon's a good pass rusher, can rush with speed, finesse. He's a good power rusher. In the run game, he can play head-up a guy or he can play on the edge. So, there are a lot of things that he does really well."*

- Defensive Coordinator Ryan Nielsen

## LB FOYE OLUOKUN

- Needs **170 tackles** to achieve 1,000 career tackles.
- Needs **130 tackles** to place sixth in franchise history among linebackers.
- Needs **151 tackles** to record his fourth consecutive season with at least 170 tackles. He is the only player since 2000 to record 170 tackles in three consecutive seasons.
- Needs **88 solo tackles** for his fourth consecutive season of 100 solo tackles. He is the only player in the NFL with an active streak of three consecutive seasons with 100 solo tackles and will be one-of-four players with four consecutive seasons if he accomplishes this feat.

## S ANDRE CISCO

- Aims for his third consecutive season with at least **three interceptions**. He is one of six safeties to have an active streak of at least three interceptions in two consecutive seasons.
- Needs **two interceptions** to place second among safeties in franchise history (nine) and eight to set the franchise record among safeties (15).
- Aims for his third consecutive season with at least **five passes defended**. If he accomplishes this feat, he will become the second safety in franchise history to record at least five passes defended in three consecutive seasons, joining S Donovan Darius (2000-04).

## P LOGAN COOKE

- Needs **10 punts inside the 10-yard line** for his seventh consecutive season with at least 11 punts inside the 10-yard line. He is one-of-four players to record six consecutive seasons of at least 11 punts inside the 10-yard line since 2000.
- Needs **20 punts inside the 20 yard line** for his fourth consecutive season with at least 24 punts inside the 20 yard line.
- Aims for his sixth consecutive season with a **43.0 yard net punt average**. His five consecutive seasons currently leads the NFL and his career 43.4 net punting average ranks first in NFL history among punters with at least 300 punts.





# JAGUARS CELEBRATE 30TH SEASON

## TOM COUGHLIN SELECTED TO PRIDE OF THE JAGUARS

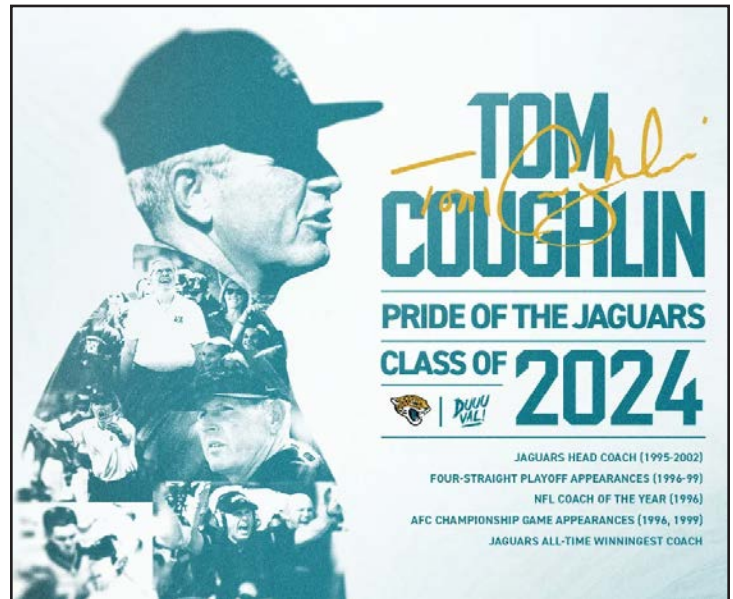
Tom Coughlin – the franchise’s first and all-time winningest head coach – has been selected as the seventh member of the PRIDE OF THE JAGUARS.

He will be inducted in a halftime ceremony on October 6, 2024, when the Jaguars face off against the Indianapolis Colts in EverBank Stadium.

Coughlin will join Tony Boselli (inducted 2006), Wayne and Delores Weaver (2012), Fred Taylor (2012), Mark Brunell (2013) and Jimmy Smith (2016) in the PRIDE, which honors the key figures and legends that have shaped the Jaguars franchise.

Named the first head coach of the Jaguars on February 21, 1994, Coughlin constructed the team from scratch, unabashedly implementing a football operation predicated on hard work and discipline. His players reacted in kind, posting 68 victories in eight seasons (72 including the playoffs), three of which were double-digit win campaigns (1997-99). Along the way, two division titles (1998, '99) and four postseason berths (1996-99) were secured, including a pair of AFC Championship Game appearances (1996, '99).

Coughlin’s selection to the PRIDE was based on the collective participation and recommendations of current team owner Shad Khan and an independent cross section of former players, media and executives with longstanding familiarity with the franchise.



## “THE ORIGINAL”



The Jaguars released a newly-designed logo for their 30th season, decided by fans in a month-long vote and symbolizing the franchise’s three-decade journey since its 1995 inaugural season. The Jaguars’ 30th Season Logo is entitled “The Original.”

The Original features distinct elements with a direct nod to franchise origins: a “30” with numbers in the design of the 1995 expansion season uniforms, and a teal ribbon – a classic symbol of merit – designed with an upward arc representing the Jaguars’ forward progress in Jacksonville.

Most importantly, the team’s primary symbol – the Jaguars head – is placed at the base of the logo to represent the foundation of strength and unity on which the franchise is built.

## PROWLER THROWBACKS

In celebration of the team’s 30th season, the Jacksonville Jaguars unveiled the team’s long-anticipated “Prowler Throwbacks,” which will make their debut in Week 5 against the division-rival Indianapolis Colts.

Prowler Throwbacks get their name from the running Jaguar embroidered on the sleeves of the jerseys which also feature a vintage three-color number. The pants feature a teal stripe with gold and black piping going along the length of the pants. The helmets have the original Jaguars logo on the side used by the team in the inaugural season of 1995 until 2013.

“Everywhere I go and from every comment I read, it’s apparent our fans are longing to see Jaguars’ players in throwback uniforms,” Jaguars President Mark Lamping said in a statement. “That persistence paid off and our uniforms reminiscent of the team’s early years are back by popular demand – just in time for the 30th season and, in particular, the Pride of the Jaguars induction of our inaugural head coach, Tom Coughlin.”

Fans can also expect to see throwback elements throughout EverBank Stadium on game day during Week 5.





# STADIUM OF THE FUTURE

## STADIUM OF THE FUTURE



“By your vote, we have scored a touchdown.”

These eight words were proclaimed on the evening of June 25, 2024, by Jacksonville City Council President Ron Salem upon approval of the \$1.4 billion Stadium of the Future deal presented by the Jacksonville Jaguars and the City of Jacksonville. The historic vote prompted an immediate standing ovation as the future of football in Jacksonville took a significant step forward.

By partnering on a renovation of the aging city-owned stadium, the Jaguars committed to developing an innovative facility worthy of Jacksonville’s position as a world-class city. It would do so by serving Jacksonville and its people as the all-important hub for sports, entertainment and community connection.

The process toward designing a new stadium began with identifying both key issues with the aging facility and the enhancements necessary to consistently attract and retain more events to downtown Jacksonville.



To this end, the Jaguars conducted surveys and gathered feedback from key stakeholders including Jaguars fans, the City of Jacksonville, ASM (the current stadium management company), the athletic departments at the universities of Florida and Georgia, TaxSlayer Gator Bowl leadership, and prominent concert promoters, who manage and schedule where major stadium concerts are held throughout the year. Equipped with this valuable third-party input, the design was finalized to best position the stadium to attract NFL and non-NFL events to Jacksonville and ensure a comfortable experience for all stadium patrons.

The Jaguars selected renowned architect, HOK, to collaborate on turning concepts into more definitive renovation plans. In addition to HOK’s Sports + Recreation + Entertainment practice, the project team includes Impact Development and Management as the owner’s representative, with AECOM Hunt and Barton Malow serving in the role of preconstruction manager.





# STADIUM OF THE FUTURE

## DESIGN HIGHLIGHTS

The key design features that stadium patrons would look forward to in the new facility include:

- A subtropical Floridian nature park available for visitors and residents year-round to the elevated midlevel of the stadium on event days
- Next generation transparent protective canopy providing sun, wind and rain protection, reducing heat retention by 70-plus percent
- Concourses that extend 360-degrees, four times wider than existing spaces, providing for convenient and safer movement of patrons attending sports, entertainment and special events
- Flexible seating capacity from more than 63,000 to expand up to 71,500 to accommodate a range of professional and college sports, concerts and special events
- A transformative environment creating distinctive event experiences through lighting and digital technology
- Skyline and river views from lookout decks under a fritted roof membrane, which also introduce dispersed ambient light throughout the stadium interior
- Increased seating options, including premium offerings from field to sky
- First-class interactive social bars, local food options and retail venues in communal spaces for all customers

## TIMELINE

Following a vote among NFL owners in October, the Stadium renovations would begin in early 2025, with a target completion date of August 2028.

- **October 2024:** NFL owners' vote
- **February 2025:** Construction begins
- **Jaguars' 2025 season:** Jaguars play at EverBank Stadium with 60,000+ capacity
- **Jaguars' 2026 season:** Jaguars play at EverBank Stadium at a reduced capacity (approx. 43,500)
- **Jaguars' 2027 season:** Jaguars play one season away from Jacksonville (Location: TBD)
- **August 2028:** Stadium of the Future opens





# EVERBANK STADIUM

## EVERBANK STADIUM



The structure currently known as EverBank Stadium has been home to the Jacksonville Jaguars for nearly 30 years. Following the construction of the facility on the previous site of the city's Gator Bowl, the stadium, then known as Jacksonville Municipal Stadium, debuted in time for the team's inaugural preseason game on Aug. 18, 1995.

Jacksonville-based EverBank became the naming rights partner with the Jaguars when the stadium was named EverBank Field from 2010 through the 2017 season, changing to TIAA Bank Field in 2018 following a merger between the two banks that year. In 2023, the EverBank name returned with the EverBank Stadium name, bringing with it the tradition of partnership, reliability and trust, as the bank transitions to new ownership and renews its long-standing commitment to provide a financial advantage to all its nationwide consumer and commercial clients.


Throughout it all, Jaguars fans embraced "The Bank," a nickname that not only the fans but the team itself adopted. With EverBank returning to the stadium's title, "The Bank" will solidify its place in the Jaguars' tradition.

### LARGER THAN LIFE

EverBank Stadium is the proud home of the world's largest outdoor in-stadium video boards, which made their debut in 2014. Each 362 feet wide and 60 feet high, the two massive end zone displays are wider than the length of a football field and turned on their sides would be taller than the Statue of Liberty. The video boards feature 13mm HD pixel spacing and can show any combination of live action, instant replays, vivid graphics, colorful animations, up-to-the-minute statistics, scoring information and sponsor advertisements. The wide-angle viewing capability provides fans with a clear view of the displays from any seat in the stadium.

### JUST KEEP SWIMMING

Perhaps no feature at EverBank Stadium is more well-known than the two Tropical Smoothie Café Spas located on the top deck in the north end zone. Constructed in 2014, the two swim spas are still one-of-a-kind around the NFL and allow locals and visitors alike to cool off in the hot Florida sun. Guests can lounge in shaded cabanas in between dips in the pool and enjoy full concierge service. They can also join the party in the center of the Farah & Farah Fan Deck at EverBank Stadium. It's one of the biggest party scenes on game day as it's open to any ticketed guest in the stadium, regardless of seat location.






# JAGUARS IN THE COMMUNITY

## HISPANIC HERITAGE MONTH

With a growing Hispanic population in Northeast Florida, the Jacksonville Jaguars are one of only 10 NFL teams participating in the NFL-led Hispanic Heritage Month. The Jaguars are proud to support the Northeast Florida Hispanic and Latino community through hosting events and highlighting impactful community members at the team's annual SOMOS DUUUVAL Hispanic Heritage game vs. the Cleveland Browns.

The Jaguars honored their two nominees for the NFL Latino Youth Honors, high school athletes Paola Cruz-Ramos of Crescent City Jr.-Sr. High School (Crescent City, Fla.) and Harrison Garrido of Creekside High School (St. Johns, Fla.). The Latino Youth Honors program, a joint initiative between the NFL, the Hispanic Heritage Fund and Procter & Gamble; celebrates exceptional Latino and Hispanic football student-athletes who excel both on the field and in the classroom.

The Jaguars also recognized the 10 recipients of the "Achieving the Dream" scholarship, a \$2,000 grant endowed by the First Coast Hispanic Chamber of Commerce through the Community Development Fund to deserving Hispanic students from Northeast Florida.



## ENGLEWOOD HIGH SCHOOL FOOD DISTRIBUTION

On Saturday, Sept 14, the Jaguars Foundation partnered with Verizon to launch and celebrate Hispanic Heritage Month with a food distribution event to Hispanic families in need. The event took place at Jacksonville's Englewood High School in partnership with Feeding Northeast Florida to provide groceries, supplies and Jaguars swag to over 375 families. Jaguars Legend LB/DE Jorge Cordova, Jaxson de Ville and THE ROAR of the Jaguars were on hand to help distribute and entertainment those in attendance.





# HC DOUG PEDERSON & GM TRENT BAALKE



**DOUG  
PEDERSON**  
HEAD COACH

The Jacksonville Jaguars hired two-time Super Bowl champion and former NFL quarterback Doug Pederson as head coach on Feb. 3, 2022.

In his first two seasons leading the Jaguars, Jacksonville produced a winning record in back-to-back seasons for the first time since 2004-05. In 2023, the team finished 9-8 and second in the AFC South. DE Josh Allen (17.5) and DE Travon Walker (10.0) led the Jaguars in sacks in 2023. Their 27.5 combined sacks were the most among any duo in the NFL. QB Trevor Lawrence recorded 4,016 passing yards, while WR Calvin Ridley posted 1,016 receiving yards and RB Travis Etienne Jr. recorded 1,008 rushing yards. This marked the first time in franchise history Jacksonville had a 4,000-yard passer, 1,000-yard receiver and 1,000-yard rusher in consecutive seasons.

In Pederson's first year as head coach of the Jaguars, he led the team to its first AFC South title and first playoff appearance since 2017. The Jaguars ranked first in the NFL in win differential from the 2021 to 2022 season and also became just the third team since 1970 to draft first overall and win their division the following season. Pederson was named the NFL 101 AFC Coach of the Year and was one of three finalists for AP NFL Coach of the Year.

Pederson, 56, joined the Jaguars after most recently spending five seasons as the head coach (2016-20) of the Philadelphia Eagles, compiling a 46-39-1 record during the regular season and postseason. During his time in Philadelphia, the Eagles made the postseason in three consecutive seasons (2017-19) and won two NFC East titles (2017 and 2019). In 2017, Pederson led the Eagles to their first-ever Super Bowl Championship in Super Bowl LII with a 41-33 victory against the Patriots.

In 2019, the Eagles claimed their second NFC East division title in Pederson's tenure. Philadelphia made their third straight playoff appearance, posting four consecutive wins against divisional opponents to close the season. The team had six players earn Pro Bowl nods and finished in the top half of the NFL in both points per game and points allowed per game.

In 2018, the Eagles offense ranked fifth in completions (422), eighth in passing yards (4,524) and eighth in passing yards per game (282.8) while Pederson's defense ranked seventh in rushing defense (1,551), tied for eighth in sacks (44), eighth in first downs allowed (308) and ninth in touchdowns allowed (37).


Pederson directed a historic campaign in 2017, as Philadelphia finished the regular season with a franchise-record-tying 13 wins, earned an NFC East title and the No. 1 seed in the NFC and delivered the first Super Bowl championship in Eagles history. Pederson became the eighth head coach in NFL history to win the Super Bowl in his first two seasons with a team and seventh to win the Super Bowl in his first playoff appearance.

As a first-year head coach in 2016, Pederson and the Eagles finished with a 7-9 record while Wentz set Eagles rookie records in passing yards (3,782), completions (379) and passing touchdowns (16). Prior to arriving in Philadelphia, Pederson served as the offensive coordinator of the Kansas City Chiefs from 2013-15, helping the team post a 31-17 regular season record over three seasons.

Before joining Kansas City, Pederson coached the quarterbacks in Philadelphia from 2011-12. In his first year in that role, Pederson saw QB Michael Vick become the second quarterback in NFL history to top the 3,000-yard passing and 500-yard rushing plateaus in consecutive seasons. Pederson began his pro coaching career as offensive quality control coach with the Eagles from 2009-10.

A 12-year NFL veteran, Pederson played quarterback for the Green Bay Packers, Miami Dolphins, Philadelphia Eagles and Cleveland Browns after originally being signed by the Dolphins as an undrafted rookie in 1991. Pederson played for Green Bay from 1996-98 and 2001-04 and was part of Packer teams that won Super Bowl XXXI, two NFC Championships (1996 and 1997) and six division titles.

Pederson and his wife Jeannie have three sons: Drew and his wife AnnMarie (the couple have one son, Lincoln); Josh and his wife Ryan (the couple has two sons, Brodie and Baylor); and Joel, who is a recent graduate of Clemson University.



**TRENT  
BAALKE**  
GENERAL MANAGER

Trent Baalke was hired as the Jaguars general manager on Jan. 21, 2021. He originally joined the Jaguars in Feb. 2020 as the team's director of player personnel before being named the interim general manager on Nov. 29, 2020.

In the 2024 draft, Baalke and the Jaguars selected WR Brian Thomas Jr. with the No. 23 overall pick. He only conducted one trade over the three-day draft, sending the No. 17 overall selection to the Minnesota Vikings for the No. 23 and 167 selections – and third- and fourth-round selections in the 2025 NFL Draft.

Baalke and the Jaguars selected a franchise-record 13 players in the 2023 draft, including OL Anton Harrison with the No. 27 overall pick. Thanks to four trades triggered by Baalke, Jacksonville selected a franchise-record 10 players on day three of the NFL Draft. In Nov. 2022, Baalke engineered a trade with the Atlanta Falcons for Wide Receiver Calvin Ridley.

In the 2022 draft, Baalke and the Jaguars selected DE Travon Walker as the number one overall pick. He subsequently led the Jaguars in reaching deals with an accomplished free agent class, including TE Evan Engram, WR Zay Jones, WR Christian Kirk, LB Foye Oluokun, OL Brandon Scherff, and CB Darius Williams. Baalke's free-agent haul helped establish a culture in Jacksonville that withstood a 3-7 start before rebounding to win the AFC South (9-8) and defeat the Chargers in one of the greatest comebacks in NFL postseason history.

Engram went on to set the franchise record in receptions and yards for a tight end. Jones recorded a personal mark for receptions (82) in a single season and, likewise, Kirk set personal highs in receptions (84) and touchdowns (8), as they helped take Jacksonville's offense to a new level. Oluokun and Scherff were both voted as captains for the 2022 season, and Williams provided vital veteran leadership for a defense that finished first in the league in passes defended with 95.

In his first draft as general manager in Jacksonville, Baalke and the Jaguars selected QB Trevor Lawrence with the first overall selection of the 2021 draft. With the pick, Lawrence became the first No. 1 overall selection made by both Baalke and the Jaguars. The Clemson product set rookie franchise records in both completions (359) and passing yards (3,641) in his inaugural season with the Jaguars. Second-round selection CB Tyson Campbell finished his rookie season with 10 passes defended, good for fifth all-time among rookies in franchise history.

Prior to arriving in Jacksonville, Baalke spent 12 seasons with the San Francisco 49ers, ascending to general manager (2011-16) after stints as western region scout (2005-07); director of player personnel (2008-09); and vice president of player personnel (2010) to. He was named Executive of the Year following the 2011 season by the Pro Football Writers of America and Pro Football Weekly after transforming a 6-10 team into a 13-3 team in his first season as general manager with San Francisco.

During Baalke's tenure in the Bay Area, the 49ers appeared in three consecutive NFC Championship games (2011-13) and Super Bowl XLVII, while tallying a 5-3 postseason record. After Baalke began overseeing all player acquisitions in 2010, six acquired players accounted for nine All-Pro selections, while eight of those players earned Pro Bowl honors. Overall, the 49ers produced 24 All-Pro selections and 35 Pro Bowl nods from 2010-16.

He previously spent four years with Washington's scouting staff, serving as the college scouting coordinator in his final season. From 2001-03, he was a national scout. Baalke began his NFL career as a personnel scout with the New York Jets from 1998-2000.

Prior to his NFL career, Baalke worked as a defensive line and strength and conditioning coach at South Dakota State from 1990-95 before working as the athletic director at Shanley High School in Fargo, N.D. in 1996 and 1997. He began his coaching career as a graduate assistant at North Dakota State in 1989, helping the team finish with a 14-0 record and Division II National Championship.

The Rosendale, Wis. native earned a bachelor's degree in health and physical education at Bemidji State (Minn.), where he played outside linebacker and was an All-Northern Sun Conference and All-Midwest Region honoree. He and his wife, Beth, have two daughters, Katy and Cassie.



# COORDINATORS



## PRESS TAYLOR OFFENSIVE COORDINATOR NFL EXPERIENCE: 11 | JAGUARS EXPERIENCE: 3

Press Taylor enters his third season as the offensive coordinator for the Jacksonville Jaguars in 2024. In 2023, for the second consecutive season, Jacksonville's offense finished with a 4,000-yard passer (Trevor Lawrence), 1,000-yard receiver (Calvin Ridley) and 1,000-yard rusher (Travis Etienne Jr.). The Jaguars offense also finished the 2023 regular season in the top ten in passing offense (ninth) for the second straight season after finishing 10th in 2022. In Taylor's two seasons as offensive coordinator, the Jaguars offense has finished third (404) and seventh (377) in total points in a season in franchise history.

In 2022, he helped the offense record the most scrimmage yards in franchise history en route to the AFC South title. The Jaguars were one of only two teams in the NFL to have three players with 70 or more receptions (WR Zay Jones, WR Christian Kirk, TE Evan Engram). Jacksonville's 2022 offense finished in the top three in franchise history in several categories including completion percentage (66.1%, first), first downs (352, first) and total points (404, third).

Taylor spent the 2021 season as a senior offensive assistant with the Indianapolis Colts after spending eight seasons (2013-20) in a variety of roles with the Philadelphia Eagles. In his lone season with the Colts, he helped the Colts become one of six offensive units in the NFL to boast a 1,000-yard rusher (RB Jonathan Taylor; 1,811 yards) and 1,000-yard receiver (WR Michael Pittman Jr.; 1,082 yards). The Colts ranked second in rushing yards per game (149.4) and tied for ninth in points per game (26.5).

From 2013-20, Taylor served in a variety of roles with Philadelphia and worked with now-Jaguars Head Coach Doug Pederson from 2016-20. He got his start as an offensive quality control coach (2013-15) before being promoted to offensive quality control/assistant quarterbacks coach (2016-17). Taylor was once again elevated after the 2017 season as he became the quarterbacks coach for two seasons (2018-19) before adding passing game coordinator to his title in 2020. During his tenure in Philadelphia, the Eagles won three division titles and Super Bowl LII.

Prior to joining Philadelphia, Taylor served as a graduate assistant/quarterbacks coach for two seasons (2011-12) at Tulsa. A native of Norman, Okla., Taylor attended Norman High School. He and his wife, Brooklyn, have two daughters, Teale and Carolina Leigh, and two sons, Woods and Billy. His brother, Zac, is currently the head coach of the Cincinnati Bengals.



## RYAN NIELSEN DEFENSIVE COORDINATOR NFL EXPERIENCE: 8 | JAGUARS EXPERIENCE: 1

Ryan Nielsen, a 21-year coaching veteran including eight years in the NFL, is in his first season as defensive coordinator for the Jacksonville Jaguars.

Nielsen spent the 2023 season with the Atlanta Falcons as defensive coordinator, where the defense finished the regular season tied for the second-most forced fumbles in the NFL (18) and ranked ninth in total tackles across the league (1,076). Nielsen coached S Jessie Bates III, who earned 2023 Pro Bowl honors, as well as Week 1 and Week 12 NFC Defensive Player of the Week honors. Bates III also became the second player since 2000 to record double-digit tackles, two interceptions and a forced fumble in a single game, joining Nedu Ndukwe in 2007. Under Nielsen's lead, the Falcons ended the regular season as the third Falcons unit since 2000 to record 40-plus sacks in a season.

Before Atlanta, Nielsen served as the co-defensive coordinator and defensive line coach for the New Orleans Saints. In Nielsen's tenure, the Saints did not allow a 100-yard rusher in an NFL-record 55 regular-season and postseason games between 2017 and 2020 and finished in the top four in run defense in four of the past five seasons.

During his time in New Orleans (2017-21), the Saints defense led the NFL in fewest opponent rushing yards per game (7,622) and tied for the fewest opponent yards per rush (4.0). Additionally, New Orleans ranked sixth in fewest total points allowed during Nielsen's five seasons. Prior to joining the Saints, Nielsen served as the defensive line/recruiting coordinator/run game coordinator at North Carolina State for four seasons (2013-16). In 2016, the Wolfpack ranked eighth in the nation in rushing defense and led the ACC, limiting opponents to 108.6 rushing yards per game — the school's best mark since 2004. A Broyles Award candidate in 2015 and 2016, given annually to college football's top assistant coach, Nielsen earned this recognition tutoring a Wolfpack defensive line that was part of a defense that ranked 29th in the nation in opponent net yards per game.

Nielsen coached at Northern Illinois from 2011-12, including a 2012 season where he was the co-defensive coordinator/defensive line/recruiting coordinator and served as the defensive line/special teams coach at Tennessee-Martin in 2010. Nielsen also served as the defensive line coach at the University of Mississippi from 2005-07 under Ed Orgeron, following one season at the University of Idaho (2004), where he coached two freshman All-Americans. He got his start in coaching as a volunteer assistant at his alma mater, the University of Southern California in 2002.



## HEATH FARWELL SPECIAL TEAMS COORDINATOR NFL EXPERIENCE: 9 | JAGUARS EXPERIENCE: 3

Heath Farwell, who just finished his eighth season coaching in the NFL, enters his third season with the Jaguars as the team's special teams coordinator.

In 2023, he helped K Brandon McManus convert 30 of 37 field goal attempts and be named October AFC Special Teams Player of the Month after converting 12 field goals on 12 attempts, four of which from at least 50 yards. Under Farwell's guidance, LS Ross Maticcik received multiple honors for the first time in his career. He was named to the 2024 Pro Bowl Games and received first-team Associated Press All-Pro and first-team NFL Players Association All-Pro honors. Maticcik led all long snappers with eight solo tackles and became the first long snapper since 2005 to record one tackle, one forced fumble and one fumble recovery in a single game. Farwell helped P Logan Cooke set a franchise record of total punts inside the 20-yard line (162) after finishing with 29 during the 2023 season, passing P Bryan Barker (151).

Farwell spent the previous three seasons (2019-21) as the Bills special teams coordinator after stops with the Panthers and Seahawks. In 2021, Farwell coached K Tyler Bass, who made 28-of-32 field goal attempts, including a 57-yard field goal (tied for seventh-longest in the NFL last season). Farwell also worked with P Matt Haack, who finished the season with a 42.9 punting average and placed 18 punts inside the 20. WR Isaiah McKenzie ranked sixth in the NFL in kick return average (24.3). In his first year as Buffalo's special teams coordinator in 2019, Roberts ranked fourth in the league with 704 kickoff return yards. Bojorquez tied for third in the NFL with 34 punts inside the 20.

Prior to joining Buffalo, Farwell was the assistant special teams coach with the Panthers in 2018 and helped Carolina hold opponents to 406 kickoff return yards during the regular season, ranking fourth in the league. In 2017, Farwell worked as a coaching assistant/assistant special teams coach with the Seahawks. Seattle accumulated 1,004 kickoff return yards and one return TD. Prior to his coaching career, Farwell played linebacker for the Minnesota Vikings (2005-10) before joining the Seattle Seahawks (2011-14). With Seattle, he served as the special teams captain when the Seahawks won Super Bowl XLVIII.

Farwell began his collegiate career at San Jose State in 2000 before transferring to San Diego State (2002-04) and playing in the NFL. Farwell was born in Corona, Calif., and he and his wife, Julie, have two sons, Brock and Beau, and a daughter, Dylan.






# ASSISTANT COACHES



**Phil Rauscher**  
Offensive Line Coach/  
Run Game Coordinator



**Mike McCoy**  
Quarterbacks Coach



**Richard Angulo**  
Tight Ends Coach



**Chad Hall**  
Wide Receivers Coach




**Jerry Mack**  
Running Backs Coach




**Tyler Tettleton**  
Assistant Wide Receivers Coach/  
Passing Game Specialist



**Greg Austin**  
Assistant Offensive Line Coach



**Andrew Breiner**  
Assistant Quarterbacks Coach



**Nick Williams**  
Offensive Quality Control Coach



**Jamel Mutunga**  
Offensive Quality Control Coach



**Kris Richard**  
Defensive Backs Coach



**Matt House**  
Inside Linebackers Coach




**Cory Robinson**  
Defensive Assistant/  
Cornerbacks Coach



**Bill Shuey**  
Outside Linebackers Coach



**Jeremy Garrett**  
Defensive Line Coach



**Patrick Reilly**  
Assistant Inside  
Linebackers Coach



**Rory Segrest**  
Assistant Defensive Line Coach



**Mike Gray**  
Assistant Secondary Coach/  
Defensive Analyst



**Mario Jeberaeel**  
Assistant Outside Linebackers  
Coach



**Luke Thompson**  
Assistant Special Teams Coach



# CONNECTIONS

## JAGUARS CONNECTIONS TO BILLS

JAGUARS	PREV. POSITION
WR Gabe Davis	WR (2020-23)
OL Mitch Morse	OL (2019-23)
Special Teams Coordinator Heath Farwell	Special Teams Coordinator (2019-21)
Wide Receivers Coach Chad Hall	Wide Receivers Coach (2019-22) Offensive Assistant (2017-19)

## A REUNION IN JACKSONVILLE



WR Gabe Davis (left) played for Wide Receivers Coach Chad Hall (right) in Buffalo from 2020 to 2022. Under Hall, Davis recorded 1,984 yards and 20 touchdowns on 118 receptions. He also set an NFL playoff record, catching four touchdowns receptions (at K.C. 1/23/22). The two reunited in Jacksonville in 2024.

## BILLS CONNECTIONS TO JAGUARS

BILLS	PREV. POSITION
DE Dawuane Smoot	OLB (2017-23)
Special Team Coordinator Matthew Smiley	Assistant Special Teams Coordinator (2013-16)
Tight Ends Coach Bob Boras	Tight Ends Coach (2010-11)
Safeties Coach Joe Danna	Safeties Coach (2019-21) Assistant Secondary Coach (2017-18)
Running Backs Coach Kelly Skipper	Running Backs Coach (2015-16)



In 2023, DE Dawuane Smoot was the Jaguars' Walter Payton Man of the Year nominee. Smoot and his wife, Aumari, opened The Elsie Academy, a bilingual early-learning school for infants through kindergarten in Jacksonville.

## COLLEGE CONNECTIONS

BILLS	JAGUARS
LB Terrel Bernard (2017-21)	LS Ross Matiscik (2016-19)
WR Khalil Shakir (2018-21)	OL Ezra Cleveland (2016-19)
LB Baylon Spector (2017-21)	RB Travis Etienne Jr. (2017-20) QB Trevor Lawrence (2018-20)
CB Kaiir Elam (2019-21) G O'Cyrus Torrence (2022)	LB Ventrell Miller (2018-22)
WR Keon Coleman (2023)	CB Jarrian Jones (2020-23)
RB James Cook (2018-21) OL Sedrick Van Pran-Granger (2020-23)	DE Travon Walker (2019-21)
S Mike Edwards (2014-18)	DE Josh Hines-Allen (2015-18) OL Luke Fortner (2016-21)
RB Ty Johnson (2015-18)	S Darnell Savage (2015-18)
TE Dawson Knox (2015-18)	TE Evan Engram (2013-16)
WR Curtis Samuel (2014-16)	DT DaVon Hamilton (2015-19) TE Luke Farrell (2016-20)
WR Marquez Valdes-Scantling (2016-17)	RB D'Ernest Johnson (2014-17)
DE Casey Toohill (2015-19)	OL Walker Little (2017-19)
TE Dalton Kincaid (2020-22) S Cole Bishop (2021-23)	LB Devin Lloyd (2018-21)
G David Edwards (2015-18)	OL Cole Van Lanen (2016-20)

## PRO CONNECTIONS

BILLS	JAGUARS
P Sam Martin (2020-21)	CB Ronald Darby (2021-22)
WR Mack Hollins (2023)	CB Tre Flowers (2023)
DT Austin Johnson (2020-21)	TE Evan Engram (2017-21)
WR Marquez Valdes-Scantling (2018-21) CB Rasul Douglas (2021-23)	S Darnell Savage (2019-23)
S Mike Edwards (2019-22)	DT Jeremiah Ledbetter (2020)
WR Curtis Samuel (2021-23) DE Casey Toohill (2020-23)	CB Ronald Darby (2020) OL Brandon Scherff (2015-21)
WR Mack Hollins (2017-19) CB Rasul Douglas (2017-19)	CB Ronald Darby (2017-19)
QB Mitch Trubisky (2017-20)	DT Roy Robertson-Harris (2017-20)
P Sam Martin (2013-2019)	DT Jeremiah Ledbetter (2017)

## JAGUARS CONNECTIONS TO NEW YORK

PLAYER	HOMETOWN/SCHOOL
S Andre Cisco	Queens/Syracuse
Assistant Inside Linebackers Coach Patrick Reilly	Levittown/SUNY Cortland





# 2024 DRAFT CLASS

## WR BRIAN THOMAS JR. - ROUND ONE (23RD) - LOUISIANA STATE

- Recorded 127 receptions for 1,897 yards and 24 touchdowns in three seasons
- Led the nation in receiving touchdowns (17) and was named Third-Team All-America and Second-Team All-SEC in 2023
- His 24 career receiving touchdowns are tied with WR Justin Jefferson for third-most in program history



"When you look at Brian and where he's been, the type of young man he is, he has the ability to check all the boxes as far as what we're looking for in players."

- General Manager Trent Baalke

## DT MAASON SMITH - ROUND TWO (48TH) - LOUISIANA STATE

- Appeared in 22 games with 17 starts at LSU and totaled 47 career tackles, 9.5 tackles for loss and 6.5 sacks
- Named 2021 Freshman All-America (Football Writers Association of America) and Freshman All-SEC



"Another player that is explosive, can move his lateral quickness, you just watch his tape and you see him chasing some ball carriers down. He can hold the point of attack, he's a space eater in there, he can push the interior pocket."

- Head Coach Doug Pederson

## CB JARRIAN JONES - ROUND THREE (96TH) - FLORIDA STATE

- Appeared in 55 games (29 starts) and recorded 96 tackles, 12 passes defended, five interceptions, 5.5 tackles for loss, two fumble recoveries and 1.0 sack
- First player in FSU history with 1.0 sack, one tackle for loss, one forced fumble, one fumble recovery and one interception in a single game
- In 2023, was named All-ACC honorable mention



"You'll feel his energy as soon as he gets here. He loves football. You can't have enough of those guys...When guys love it, they fight through adversity."

- General Manager Trent Baalke

## OT JAVON FOSTER - ROUND FOUR (114TH) - MISSOURI

- Appeared in 49 games with 38-straight starts
- Named Third-Team All-America (AP), 2023 First-Team All-SEC (AP and Coaches), and was a Joe Moore Award Semifinalist in 2023



"Really like the size, the length, two-time captain, leader in the SEC, 31 game starter, a lot of things that played into the pick."

- General Manager Trent Baalke

## DT JORDAN JEFFERSON - ROUND FOUR (116TH) - LOUISIANA STATE

- Played in 13 games (six starts) for LSU after appearing in 42 games (17 starts) for West Virginia from 2019-22
- Finished his college career with 90 tackles, 21.5 tackles for loss and 6.0 sacks



"He's a guy that consistently had great knockback at the point of attack, uses his hands extremely well, dominates his area at the point."

- General Manager Trent Baalke

## CB DE'ANTRE PRINCE - ROUND FIVE (153RD) - MISSISSIPPI

- Appeared in 51 games and recorded 146 tackles (101 solo), six interceptions, six tackles for loss and 1.0 sack
- Participated in the 2024 East-West Bowl



"There's a six-foot corner that runs, I think clocked in at 4.36 I believe. He's 184 pounds, the guy can run, he can cover, he's got instincts. There's a lot to like... We feel he can come in here and compete."

- Head Coach Doug Pederson

## RB KEILAN ROBINSON - ROUND FIVE (167TH) - TEXAS

- Appeared in 37 games for Texas after transferring from Alabama in 2021
- His 24.2 average yards per kick return rank eighth in Texas history and his 897 total kickoff return yards rank ninth

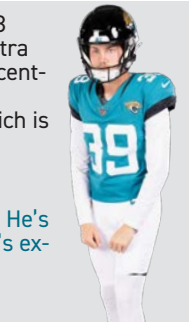


"My number one running back that I watched. I loved him right away...He is a talented player with very good speed, tough, physical, does all the things we liked."

- Special Teams Coordinator Heath Farwell

## K CAM LITTLE - ROUND SIX (212TH) - ARKANSAS

- Converted 53 field goals on 64 attempts (82.8 percent) and converted 100 percent of his extra point attempts (129)... His 82.8 field goal percentage is first in school history
- Converted seven 50-plus yard field goals which is the second most in school history
- Named 2023 First Team All-SEC




"Cam's done great. He's been really, really good. He's so consistent, he's locked in, he's competitive...he's exactly what I thought, if not better."

- Special Teams Coordinator Heath Farwell

## DE MYLES COLE - ROUND SEVEN (236TH) - TEXAS TECH

- Appeared in 29 games for Texas Tech and recorded 44 tackles (29 solo), nine tackles for loss, 3.5 sacks and one pass defended
- Honorable All-Big 12 selection by conference coaches



"Size, length, he's a developmental guy for sure. Kind of got onto him later in the process just with his measurables, they just stood out."

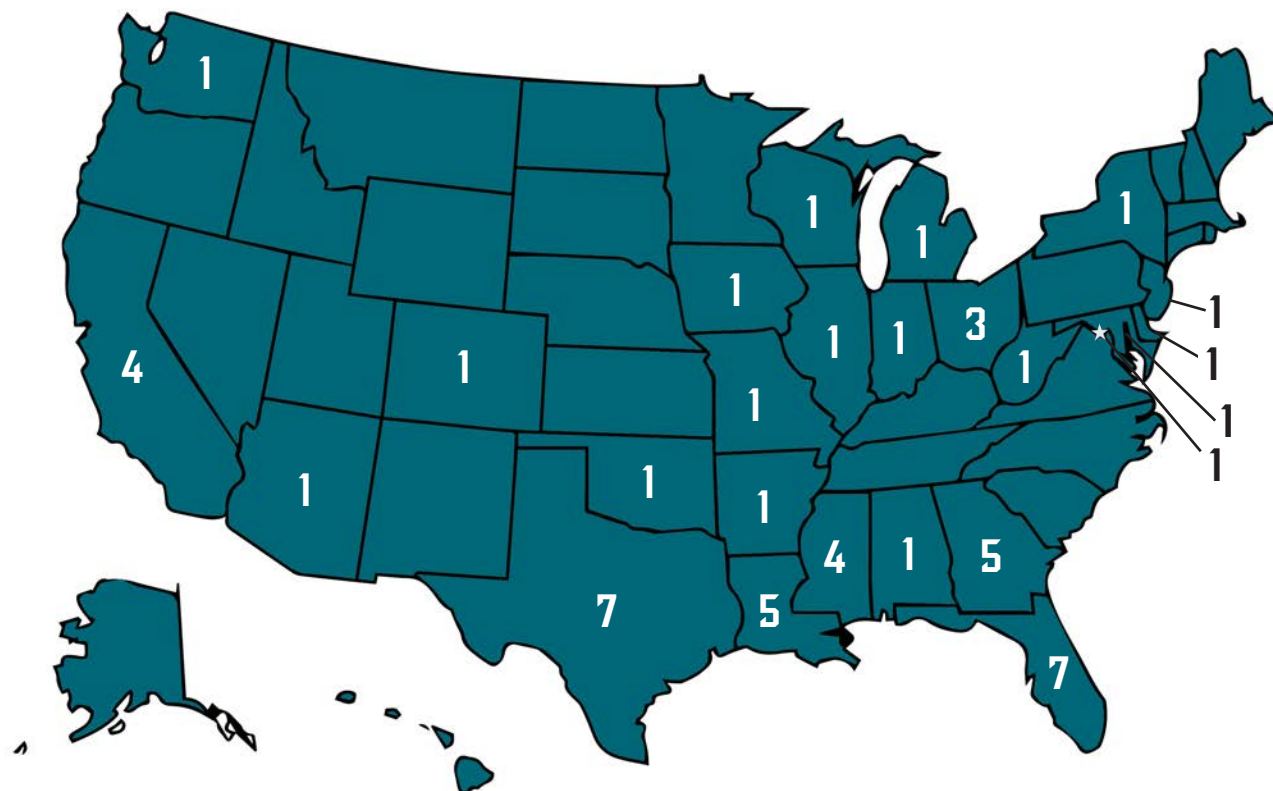
- General Manager Trent Baalke



# JAGUAR STATE OF MIND

## WHERE DOES THE JAGUARS ROSTER COME FROM?

The Jaguars' active roster features players from 24 states and Washington, D.C. Florida and Texas are tied for the most represented state, each featuring seven players.



### ALABAMA (1)

S Daniel Thomas - Montgomery

### ARIZONA (1)

WR Christian Kirk - Scottsdale

### ARKANSAS (1)

CB Montaric Brown - Ashdown

### CALIFORNIA (4)

DE Arik Armstead - Elk Grove  
DT Roy Robertson-Harris - Oakland  
LB Devin Lloyd - Chula Vista  
LB Caleb Johnson - Point Loma

### COLORADO (1)

LB Chad Muma - Lone Tree

### DELAWARE (1)

S Darnell Savage - Bear

### LOUISIANA (5)

RB Travis Etienne Jr. - Jennings  
DE Myles Cole - Shreveport  
OL Cam Robinson - West Monroe  
DT Maason Smith - Houma  
WR Brian Thomas Jr. - Walker

### FLORIDA (7)

QB Mac Jones - Jacksonville  
OL Cooper Hodges - Glen St. Mary  
WR Gabe Davis - Sanford  
LB Yasir Abdullah - Miramar  
RB D'Ernest Johnson - Immokalee  
DT Jordan Jefferson - Navarre  
LB Ventrell Miller - Lakeland

### GEORGIA (5)

DE Travon Walker - Thomaston  
QB Trevor Lawrence - Cartersville  
TE Evan Engram - Powder Springs  
DT Jeremiah Ledbetter - Gainesville  
RB Tank Bigsby - LaGrange

### ILLINOIS (1)

S Antonio Johnson - East St. Louis

### INDIANA (1)

DT Ezezi Otomewo - Indianapolis

### IOWA (1)

OL Brandon Scherff - Denison

### MARYLAND (1)

CB Ronald Darby - Oxon Hill

### MICHIGAN (1)

OL Javon Foster - Detroit

### MISSISSIPPI (4)

P Logan Cooke - Darbun  
WR Tim Jones - Biloxi  
CB Jarrian Jones - Magee  
CB De'Antre Prince - Charleston

### MISSOURI (1)

LB Foyesade Oluokun - St. Louis

### NEW JERSEY (1)

DE Josh Hines-Allen - Montclair

### NEW YORK (1)

S Andre Cisco - Queens

### OHIO (3)

DT DaVon Hamilton - Pickerington  
TE Luke Farrell - Perry  
OL Luke Fortner - Sylvania

### OKLAHOMA (1)

K Cam Little - Moore

### TEXAS (7)

WR Devin Duvernay - Sachse  
OL Walker Little - Houston  
LS Ross Maticcik - McKinney  
WR Parker Washington - Sugarland  
DT Tyler Lacy - Sachse  
OL Mitch Morse - Austin  
CB Tre Flowers - Converse

### WASHINGTON (1)

OL Ezra Cleveland - Spanaway

### WEST VIRGINIA (1)

TE Brenton Strange - Parkersburg

### WISCONSIN (1)

OL Cole Van Lanen - Green Bay

### WASHINGTON D.C. (1)

OL Anton Harrison





# PLAYER NOTES

## LASER LAWRENCE

In Week 2 against Cleveland, QB Trevor Lawrence completed a 66-yard pass to WR Brian Thomas Jr., which marked the longest completion of his career. Additionally, Lawrence recorded a 33-yard run which is the longest of his career.

### TREVOR LAWRENCE'S SINGLE-GAME HIGHS

CATEGORY	NUMBER	OPPONENT (WK/YEAR)
Completions	32	at SEA (WK 8, 10/31/21)
Passing Attempts	54	at SEA (WK 8, 10/31/21)
Completion Percentage	90.9	at IND (WK 6, 10/16/22)
Passing Yards	368	at TEN (WK 14, 12/11/22)
Passing Touchdowns	4	vs. DAL (WK 15, 12/18/22)
Passing Yards/Attempts	9.6	at HOU (WK 12, 11/26/23)
Passing First Downs	18	at TEN (WK 14, 12/11/22)
<b>Longest Completion</b>	<b>66</b>	<b>vs. CLE (WK 2, 9/15/24)</b>
25+ Yard Completions	5	at PIT (WK 8, 10/29/23)
Passer Rating	129.8	vs. BAL (WK 12, 11/27/22)
Rushing Attempts	10	vs. IND (WK 18, 1/9/22)
Rushing Yards	59	at N.O. (WK 7, 10/19/23)
<b>Longest Run</b>	<b>33</b>	<b>vs. CLE (WK 2, 9/15/24)</b>
Rushing Touchdowns	2	vs. TEN (WK 11, 11/19/23) at IND (WK 6, 10/16/22)

In 2023, QB Trevor Lawrence recorded 370 completions. He is one of five quarterbacks in the NFL to have an active streak of at least three consecutive seasons with 300-or-more pass completions.

### 300+ PASS COMPLETIONS, MINIMUM THREE CONSECUTIVE SEASONS, ACTIVE STREAKS, NFL

RK.	PLAYER (TEAM)	SEASONS	TOTAL COMP.
1.	QB Derek Carr (N.O.)	2014-23 (10)	3,576
2.	QB Patrick Mahomes (K.C.)	2018-23 (6)	2,364
3.	QB Jared Goff (DET)	2018-23 (6)	2,249
4.	QB Josh Allen (BUF)	2020-23 (4)	1,549
5.	QB Trevor Lawrence (JAX)	2021-23 (3)	1,116

In Week 2, Lawrence recorded five completions of 20+ yards. His nine completions of 20+ yards this season tie for first in the NFL.

### 20+ YARD COMPLETIONS, NFL, 2024

RK.	PLAYER (TEAM)	20+ YARD COMPLETIONS
1.	QB Trevor Lawrence (JAX)	9
	QB Brock Purdy (S.F.)	9
	QB Gardner Minshew (L.V.)	9
4.	QB Matthew Stafford (LAR)	8
5.	QB Kyler Murray (ARI)	7



## LAYING DOWN THE LAW

QB Trevor Lawrence has completed 1,142 passes for 12,152 yards since entering the league in 2021. Both his 1,142 completions and 12,152 passing yards rank fourth among quarterbacks in the AFC during that time span (2021-24).

### PASSING YARDS, AFC, 2021-2024

RK.	PLAYER	PASS YARDS
1.	QB Patrick Mahomes (K.C.)	14,714
2.	QB Josh Allen (BUF)	13,367
3.	QB Justin Herbert (LAC)	13,161
4.	<b>QB Trevor Lawrence (JAX)</b>	<b>12,152</b>
5.	QB Joe Burrow (CIN)	11,817

### PASS COMPLETIONS, AFC, 2021-24

RK.	PLAYER	COMPLETIONS
1.	QB Patrick Mahomes (K.C.)	1,310
2.	QB Justin Herbert (LAC)	1,248
3.	QB Josh Allen (BUF)	1,184
4.	<b>QB Trevor Lawrence (JAX)</b>	<b>1,142</b>
5.	QB Joe Burrow (CIN)	1,068

Among quarterbacks with 12,000 passing yards, Lawrence's is one-of-three quarterbacks to eclipse 1,000 rushing yards (1,017). His 1,017 career rushing yards ranks third in the NFL since 2021.

### MOST RUSHING YARDS BY A QB, MINIMUM OF 12,000 PASS YARDS, NFL, 2021-24

RK.	PLAYER	RUSH YARDS	PASS YARDS
1.	QB Josh Allen (BUF)	2,090	13,367
2.	QB Patrick Mahomes (K.C.)	1,160	14,714
3.	<b>QB Trevor Lawrence (JAX)</b>	<b>1,017</b>	<b>12,152</b>
4.	QB Justin Herbert (LAC)	701	13,161
5.	QB Dak Prescott (DAL)	585	12,297

Lawrence recorded 45 total rushing yards against Cleveland, including a career-high 33-yard run. His 33-yard run is the longest among quarterbacks in Week 2, while his 45 total rushing yards tie for second place.

### QUARTERBACK RUSHING LONG, WEEK 2, NFL, 2024

RK.	PLAYER	RUSH LONG	RUSH YARDS
1.	QB Trevor Lawrence (JAX)	33	45
2.	QB Kyler Murray (ARI)	26	59
3.	QB Lamar Jackson (BAL)	25	45
4.	QB Caleb Williams (CHI)	24	44
5.	QB Will Levis (TEN)	21	44
	QB Anthony Richardson (IND)	21	37



# PLAYER NOTES

## HERE TO STAY

In 2023, QB Trevor Lawrence completed 370 passes. He is the second quarterback in franchise history to record at least 300 completions in three consecutive seasons, and the only quarterback in franchise history to start his career with three seasons of at least 300 completions.

### CONSECUTIVE SEASONS WITH 300 PASS COMPLETIONS FRANCHISE HISTORY

RK.	PLAYER	SEASONS	COMPLETIONS
1.	QB Trevor Lawrence	2021-23	1,116
2.	QB Blake Bortles	2015-17	1,038

Lawrence recorded 4,016 passing yards in 2023, the fourth-most passing yards in a season in franchise history.

### SINGLE-SEASON PASSING YARDS, FRANCHISE HISTORY

RK.	PLAYER (YEAR)	PASSING YARDS
1.	QB Blake Bortles (2015)	4,428
2.	QB Mark Brunell (1996)	4,367
3.	QB Trevor Lawrence (2022)	4,113
4.	QB Trevor Lawrence (2023)	4,016
5.	QB Blake Bortles (2016)	3,905

Throughout Lawrence's career, he has recorded a total of 12,152 passing yards, which ranks fourth-most in franchise history.

### PASSING YARDS, FRANCHISE HISTORY

RK.	PLAYER (SEASONS)	PASSING YARDS
1.	QB Mark Brunell (1995-2003)	25,698
2.	QB Blake Bortles (2014-18)	17,646
3.	QB David Garrard (2002-10)	16,003
4.	QB Trevor Lawrence (2021-24)	12,152
5.	QB Byron Leftwich (2003-06)	9,042

Lawrence has completed 1,142 passes throughout his career. His 1,142 completions are the fourth-most in franchise history.

### COMPLETIONS, FRANCHISE HISTORY

RK.	PLAYER (SEASONS)	COMPLETIONS
1.	QB Mark Brunell (1995-2003)	2,184
2.	QB Blake Bortles (2014-18)	1,561
3.	QB David Garrard (2002-10)	1,406
4.	QB Trevor Lawrence (2021-24)	1,142
5.	QB Byron Leftwich (2003-06)	789

Lawrence has thrown 59 passing touchdowns throughout his career, ranking fourth in franchise history.

### TOTAL CAREER PASSING TOUCHDOWNS, FRANCHISE HISTORY

RK.	PLAYER (SEASONS)	PASSING TOUCHDOWNS
1.	QB Mark Brunell (1995-2003)	144
2.	QB Blake Bortles (2014-18)	103
3.	QB David Garrard (2002-10)	89
4.	QB Trevor Lawrence (2021-24)	59
5.	QB Byron Leftwich (2003-06)	51

## EAZY E

In Week 17 of the 2023 season, TE Evan Engram became the eighth tight end in NFL history to record 100 receptions in a single-season. His 114 receptions are the second-most by a tight end in a season in NFL history.

### SINGLE-SEASON RECEPTIONS, TIGHT ENDS, NFL HISTORY

RK.	PLAYER (TEAM)	RECEPTIONS	SEASON
1.	TE Zach Ertz (PHI)	116	2018
2.	TE Evan Engram (JAX)	114	2023
3.	TE Travis Kelce (K.C.)	110	2022
	TE Jason Witten (DAL)	110	2012
5.	TE Mark Andrews (BAL)	107	2021
	TE Darren Waller (L.V.)	107	2020

Engram's 114 receptions last season rank second-most in franchise history. He joined WR Jimmy Smith as the only two players to post at least 100 receptions in a season.

### RECEPTIONS, SINGLE-SEASON, FRANCHISE HISTORY

RK.	PLAYER	SEASON	RECEPTIONS
1.	WR Jimmy Smith	1999	116
2.	TE Evan Engram	2023	114
3.	WR Jimmy Smith	2001	112
4.	WR Keenan McCardell	2000	94
5.	WR Keenan McCardell	2001	93

Engram's 188 receptions with the Jaguars ranks fourth all-time among tight ends in franchise history.


### RECEPTIONS, TIGHT ENDS, FRANCHISE HISTORY

RK.	PLAYER (DATES)	RECEPTIONS
1.	TE Marcedes Lewis (2006-17)	375
2.	TE Kyle Brady (1999-2006)	241
3.	TE Pete Mitchell (1995-2002)	191
4.	TE Evan Engram (2022-24)	188
5.	TE Ernest Wilford (2004-10)	153

Since joining the Jaguars, Engram has recorded 1,734 receiving yards ranking fifth in franchise history among tight ends.

### RECEIVING YARDS, TIGHT ENDS, FRANCHISE HISTORY

RK.	PLAYER (DATES)	RECEIVING YARDS
1.	TE Marcedes Lewis (2006-17)	4,502
2.	TE Kyle Brady (1999-2006)	2,500
3.	TE Ernest Wilford (2004-10)	2,120
4.	TE Pete Mitchell (1995-2002)	2,091
5.	TE Evan Engram (2022-24)	1,734





# PLAYER NOTES

## 1-OF-1

In 2023, RB Travis Etienne Jr. recorded 1,484 scrimmage yards. He joined RB Maurice Jones-Drew as the only Jaguars to reach 1,000 scrimmage yards in their first two active NFL seasons.

Etienne is the third player in Jaguars history to record 1,300 scrimmage yards in consecutive seasons.

### AT LEAST 1,300 SCRIMMAGE YARDS, CONSECUTIVE SEASONS, FRANCHISE HISTORY

PLAYER	SEASONS	SCRIMMAGE YARDS DURING STEAK
RB Maurice Jones-Drew	2008-11	6,775
RB Fred Taylor	2002-04	5,233
RB Travis Etienne Jr.	2022-23	2,925

Since 2022, RB Travis Etienne Jr. has recorded 13 games with at least 100 scrimmage yards. His 13 games rank second among running backs in the AFC over that time span.

### AT LEAST 100 SCRIMMAGE YARDS, RUNNING BACKS AFC, 2022-24

RK.	PLAYER (TEAM)	SCRIMMAGE YARDS	GAMES
1.	RB Derrick Henry (TEN)	3,459	19
2.	RB Travis Etienne Jr. (JAX)	3,042	13
3.	RB Josh Jacobs (L.V.)	3,409	12
	RB Nick Chubb (CLE)	1,955	12
5.	RB Austin Ekeler (LAC)	2,848	11

In Week 2 against Cleveland, Etienne recorded one rushing touchdown, moving him into a tie with RB James Robinson for fifth place in franchise history.

### RUSHING TOUCHDOWNS, FRANCHISE HISTORY

RK.	PLAYER	RUSH YARDS	RUSH TDs
1.	RB Maurice Jones-Drew	8,071	68
2.	RB Fred Taylor	11,271	62
3.	RB James Stewart	2,951	33
4.	RB Stacey Mack	1,498	19
5.	RB Travis Etienne Jr.	2,229	18
	RB James Robinson	2,177	18

In Week 2, Etienne rushed for 52 yards on 13 attempts. He is now in sole possession of fifth place in franchise history for rushing yards (2,229).

### RUSHING YARDS, FRANCHISE HISTORY

RK.	PLAYER (SEASONS)	RUSH YARDS	RUSH TDs
1.	RB Fred Taylor (1998-2008)	11,271	62
2.	RB Maurice Jones-Drew (2006-13)	8,071	68
3.	RB James Stewart (1995-99)	2,951	33
4.	RB Leonard Fournette (2017-19)	2,631	17
5.	RB Travis Etienne Jr. (2022-24)	2,229	18



## IN GABE WE TRUST

In Week 2 against Cleveland, WR Gabe Davis hauled in one pass of at least 20+ yards. His four 20+ yards receptions this season are tied for the second-most in the NFL.

### 20+ YARD RECEPTIONS, NFL, 2024

RK.	PLAYER (TEAM)	20+ REC.	TOTAL YARDS
1.	WR Malik Nabers (NYG)	5	193
2.	WR Gabe Davis (JAX)	4	105
	WR Davante Adams (L.V.)	4	169
	WR Jameson Williams (DET)	4	200
5.	WR Cooper Kupp (LAR) & seven others	3	147

Davis has totaled 15 games with at least two receptions of 20+ yards, since being drafted in 2020. His 15 games are tied for third among players in the AFC.

### GAMES WITH AT LEAST TWO 20+ YARD RECEPTIONS, AFC, 2020-24

RK.	PLAYER (TEAM)	GAMES	20+ YARD REC.
1.	WR Tyreek Hill (MIA)	23	89
2.	TE Travis Kelce (K.C.)	22	68
3.	WR Gabe Davis (JAX)	15	49
	WR Tee Higgins (CIN)	15	53
	WR Ja'Marr Chase (CIN)	15	50

Since entering the league in 2020, Davis has averaged 16.8 yards per reception. His 16.8 career average yards per reception leads the NFL among players with at least 150 receptions during that time span.

### AVERAGE YARDS PER RECEPTION, MINIMUM 150 RECEPTIONS, NFL, 2020-24

RK.	PLAYER (TEAM)	REC.	YARDS PER REC.
1.	WR Gabe Davis (JAX)	169	16.8
2.	WR Justin Jefferson (MIN)	400	15.2
3.	WR A.J. Brown (PHI)	332	15.1
	WR Nico Collins (HOU)	164	15.1
5.	WR Darius Slayton (NYG)	178	14.8

## DOCTOR STRANGE

In Week 2 against Cleveland, TE Brenton Strange recorded three receptions for 65 yards, setting single-game career-highs in both receptions and receiving yards. His 65 yards in Week 2 ranked fourth among tight ends in the AFC.

### WEEK 2 RECEIVING YARDS, TIGHT ENDS, AFC, 2024

RK.	PLAYER (TEAM)	REC.	RECEIVING YARDS
1.	TE Hunter Henry (N.E.)	8	109
2.	TE Brock Bowers (L.V.)	9	98
3.	TE Mike Gesicki (CIN)	7	91
4.	TE Brenton Strange (JAX)	3	65
5.	TE Jonnu Smith (MIA)	6	53

### NOTE THE QUOTE: BRENTON STRANGE

"I thought he played really good. Played tough, played physical, made some great catches. Somebody that we knew he had it in him."

- Head Coach Doug Pederson



# PLAYER NOTES

## BT7

In Week 1 against Miami, WR Brian Thomas Jr. led the team in receptions with four for 47 yards and one touchdown. He became the sixth rookie wide receiver in franchise history to haul in a touchdown in his NFL debut.

### ROOKIE WR TOUCHDOWN RECEPTION, NFL DEBUT FRANCHISE HISTORY

RK.	PLAYER (DATE)	YARDS	RECEIVING TD
1.	WR Allen Hurns (9/7/14 at PHI)	110	2
2.	WR <b>Brian Thomas Jr.</b> (9/8/24 at MIA)	47	1
	WR Laviska Shenault Jr. (9/13/20 vs. IND)	37	1
	WR Rashad Greene (9/13/15 vs. CAR)	28	1
	WR John Broussard (9/9/07 vs. TEN)	55	1
	WR Ernest Wilford (9/12/04 at BUF)	7	1

In Week 2 against Cleveland, Thomas recorded two receptions for 94 yards. Through two games his 141 receiving yards, are the most in franchise history through a rookies' first two games.

### ROOKIE WR RECEIVING YARDS, FRANCHISE HISTORY

RK.	PLAYER (SEASON)	REC.	REC. YARDS
1.	WR <b>Brian Thomas Jr.</b> (2024)	6	141
2.	WR Allen Hurns (2014)	6	123
3.	WR Ace Sanders (2013)	8	78
4.	WR Allen Robinson (2014)	5	75
5.	WR Marqise Lee (2014)	8	73

Among receivers in the 2024 draft class, Thomas' 141 receiving yards rank second in the NFL.

### RECEIVING YARDS, WIDE RECEIVERS 2024 DRAFT CLASS

RK.	PLAYER (TEAM)	REC.	REC. YARDS
1.	WR Malik Nabers (NYG)	15	193
2.	WR <b>Brian Thomas Jr.</b> (JAX)	6	141
3.	WR Marvin Harrison Jr. (ARI)	5	134
4.	WR Ladd McConkey (LAC)	7	65
5.	WR Xavier Worthy (K.C.)	4	64

In Week 2 Thomas recorded a 66-yard reception, which is the longest reception by a rookie wide receiver and the sixth longest reception in the NFL.

### RECEIVING LONG, NFL, 2024

RK.	PLAYER (TEAM)	REC. LONG	REC. YARDS
1.	WR Justin Jefferson (MIN)	97	192
2.	WR Tyreek Hill (MIA)	80	154
3.	WR Rashid Shaheed (N.O.)	70	169
	WR Jayden Reed (G.B.)	70	147
5.	WR A.J. Brown (PHI)	67	119
6.	WR <b>Brian Thomas Jr.</b> (JAX)	66	141
7.	WR CeeDee Lamb (DAL)	65	151
8.	WR Tyler Johnson (LAR)	63	99
	WR Jaylen Waddle (MIA)	63	150
10.	WR Alec Pierce (IND)	60	181
	WR Marvin Harrison Jr. (ARI)	60	134

## JOSHIN' AROUND

In 2023, DE Josh Hines-Allen recorded 17.5 sacks, breaking the single-season franchise record previously set by DL Calais Campbell.

### SACKS, SINGLE-SEASON, FRANCHISE HISTORY

RK.	PLAYER	SACKS	SEASON
1.	DE <b>Josh Hines-Allen</b>	17.5	2023
2.	DL Calais Campbell	14.5	2017
3.	DL Yannick Ngakoue	12.0	2017
	DL Tony Brackens	12.0	1999
5.	DL Tony Brackens	11.0	2001

His 46.0 career sacks rank second in franchise history. In 2023, he became the second player to eclipse 40.0 sacks in franchise history.

### SACKS, FRANCHISE HISTORY

RK.	PLAYER	TOTAL TACKLES	SACKS
1.	DL Tony Brackens	153	55.0
2.	DE <b>Josh Hines-Allen</b>	257	46.0
3.	DL Yannick Ngakoue	122	37.5
4.	DL Joel Smeenge	151	34.0
5.	DL Calais Campbell	137	31.5

Hines-Allen's 46.0 sacks since his rookie year are tied third among the 2019 NFL draft class.

### SACKS, 2019 DRAFT CLASS

RK.	PLAYER (TEAM)	GAMES	SACKS
1.	DL Nick Bosa (S.F.)	70	55.5
2.	DE Maxx Crosby (L.V.)	85	55.0
3.	DE <b>Josh Hines-Allen</b> (JAX)	76	46.0
	LB Brian Burns (CAR & NYG)	82	46.0
5.	DL Montez Sweat (CHI)	78	41.5

During the 2023 season, Hines-Allen recorded at least 2.5 sacks in Weeks 1, 4, 12 and 17. He became the second player since 1982 (when the individual sack became a statistic) with at least 2.5 sacks in four games within a season, joining Pro Football Hall of Famer LB Lawrence Taylor.

### AT LEAST 2.5 SACKS IN FOUR GAMES, SINGLE SEASON, NFL HISTORY

PLAYER (TEAM)	GAMES	SEASON
DE <b>Josh Hines-Allen</b> (JAX)	4	2023
LB Lawrence Taylor (NYG)	4	1986





# PLAYER NOTES

## LOCKED IN

DE Josh Hines-Allen (17.5) and DE Travon Walker (10.0) led the Jaguars in sacks in 2023. Their 27.5 combined sacks last season were the most among any duo in the NFL.

### COMBINED SACKS, DUOs NFL, 2023

RK.	PLAYER (TEAM)	SACKS	TOTAL
1.	DE Josh Hines-Allen (JAX)	17.5	
	DE Travon Walker (JAX)	10.0	27.5
2.	LB T.J. Watt (PIT)	19.0	
	LB Alex Highsmith (PIT)	7.0	26.0
3.	OLB Danielle Hunter (MIN)	16.5	
	OLB D.J. Wonnum (MIN)	8.0	24.5
4.	OLB Khalil Mack (LAC)	17.0	
	OLB Joey Bosa (LAC)	6.5	23.5
	DE Sam Hubbard (CIN)	6.0	
	DL Trey Hendrickson (CIN)	17.5	23.5

In Week 2 against Cleveland, Hines-Allen recorded five quarterback pressures and Walker recorded three quarterback pressures. This marked Walker's 30th and Hines-Allen's 21st consecutive game with at least one quarterback pressure (via TruMedia). They are one-of-three teammates in the NFL with an active streak of at least one quarterback pressure in 20+ consecutive games.

### 20+ CONSECUTIVE GAMES WITH AT LEAST ONE QB PRESSURE, TEAMMATES, ACTIVE STREAK, NFL

PLAYER (TEAM)	GAMES	QB PRESSURES
DE Travon Walker (JAX)	30	89
DE Josh Hines-Allen (JAX)	21	116
DE Myles Garrett (CLE)	36	171
DT Dalvin Tomlinson (CLE)	22	43
DE Maxx Crosby (L.V.)	28	125
DT Christian Wilkins (L.V.)	22	69

## WALK IT OUT

DE Travon Walker has recorded 15.5 sacks throughout his career. His 15.5 sacks place third among the 2022 NFL draft class.

### SACKS, 2022 DRAFT CLASS

RK.	PLAYER (TEAM)	GAMES	SACKS
1.	DE Aidan Hutchinson (DET)	36	26.5
2.	DE George Karlaftis (K.C.)	35	17.0
3.	DE Travon Walker (JAX)	34	15.5
	OLB Kayvon Thibodeaux (NYG)	33	15.5
5.	LB Boye Mafe (SEA)	35	14.0

Since Week 4 of the 2023 season, Walker has recorded at least two quarterback pressures in 16 consecutive games (vis NextGen Stats). His 16 consecutive games of at least two quarterback pressures are tied for the third-longest active streak in the NFL.

### CONSECUTIVE GAMES WITH AT LEAST TWO QB PRESSURES, NFL

RK.	PLAYER (TEAM)	GAMES	PRESSURES
1.	DE Myles Garrett (CLE)	36	171
2.	DE Trey Hendrickson (CIN)	17	88
3.	DE Travon Walker (JAX)	16	55
	DE Leonard Williams (SEA)	16	51
5.	OLB Jonathan Greenard (MIN)	15	65

## GRITTY NOT PRETTY

In Week 2, LB Foye Oluokun recorded eight tackles (three solo) and 1.0 sack. His 19 total tackles this season are tied second among players with at least 1.0 sack.

### TOTAL TACKLES, AT LEAST 1.0 SACK, NFL, 2024

RK.	PLAYER (TEAM)	TOTAL TACKLES
1.	LB Henry To'oTo'o (HOU)	20
2.	LB Foye Oluokun (JAX)	19
	LB Blake Cashman (MIN)	19
4.	LB SirVocea Dennis (T.B.)	18
5.	LB Erick Kendricks (DAL)	17

Since joining the Jaguars in 2022, Oluokun leads the league in both solo tackles (251) and total tackles (376). He finished the 2023 regular season with 111 solo tackles and 173 total tackles.

### TOTAL TACKLES NFL, 2022-24

RK.	PLAYER (TEAM)	SOLO TACKLES	TOTAL TACKLES
1.	LB Foye Oluokun (JAX)	251	376
2.	LB Zaire Franklin (IND)	218	364
3.	LB Alex Singleton (DEN)	210	360
4.	LB Roquan Smith (BAL)	195	345
5.	LB Bobby Wagner (WAS)	187	342

In 2023, Oluokun eclipsed 150 total tackles marking his third consecutive season reaching at least 150 tackles. He is one of six players in the NFL to achieve this feat since 2000.

### AT LEAST 150 TACKLES, THREE CONSECUTIVE SEASONS, NFL HISTORY SINCE 2000

RK.	PLAYER (TEAM)	SEASONS	TOTAL TACKLES
1.	LB Foye Oluokun (JAX)	2021-23	549
2.	LB Roquan Smith (BAL)	2021-23	490
3.	LB C.J. Mosley (NYJ)	2021-23	478
4.	LB Donnie Edwards (LAC)	2003-05	468
5.	LB Luke Kuechly (CAR)	2012-14	473
6.	LB Zach Thomas (MIA)	2001-03	464

Week 2 marked the 68th consecutive game Oluokun has recorded at least four tackles in a game. He currently holds the longest active streak in the NFL.

### MOST CONSECUTIVE GAMES WITH AT LEAST FOUR TACKLES, NFL HISTORY SINCE 2000

RK.	PLAYER (TEAM, SEASONS)	GAMES
1.	LB Ray Lewis (BAL, 2001-09)	120
2.	LB London Fletcher (BUF, 2000-05)	85
3.	LB Patrick Willis (S.F., 2007-11)	74
4.	LB Foye Oluokun (JAX, 2020-24)	68
5.	LB Luke Kuechly (CAR, 2013-18)	67
	LB Zach Thomas (MIA, 2000-04)	67

## NOTE THE QUOTE: FOYE OLUOKUN

“Smart, tough, aggressive. Add one more, if I could, phenomenal-effort player. He’s flying around as good as any player we have on our defense right now.”

- Defensive Coordinator Ryan Nielsen



# PLAYER NOTES

## FOYELICIOUS

In Week 2, Oluokun recorded eight tackles (three solo) against Cleveland marking the 28th career game he has posted at least eight tackles. His 28 games of at least eight tackles place third since joining the Jaguars in 2022.

### GAMES WITH AT LEAST 8 TACKLES NFL, 2022-24

RK.	PLAYER (TEAM)	GAMES
1.	LB Zaire Franklin (IND)	29
2.	LB Alex Singleton (DEN)	29
3.	LB <b>Foye Oluokun</b> (JAX)	28
4.	LB Roquan Smith (BAL)	26
5.	LB Bobby Okereke (NYG)	25

Week 2 marked the 34th consecutive game that Oluokun has recorded at least five tackles, which is longest streak in franchise history. Teammate LB Devin Lloyd completed his 16th consecutive game with at least five tackles, placing eighth in franchise history.

### CONSECUTIVE GAMES WITH AT LEAST FIVE TACKLES, FRANCHISE HISTORY

RK.	PLAYER (SEASON)	GAMES
1.	LB <b>Foye Oluokun</b> (2022-24)	34
2.	LB Telvin Smith (2014-16)	32
3.	LB Paul Posluszny (2014-17)	31
4.	LB Paul Posluszny (2012-14)	29
5.	S Dawan Landry (2011-12)	18
	S Rayshawn Jenkins (2022-23)	18
7.	LB Mike Peterson (2003-04)	17
8.	LB <b>Devin Lloyd</b> (2023-24)	16
9.	LB Myles Jack (2020-21)	13
	LB Johnathan Cyprien (2015-16)	13



## NO FLY ZONE

Against Cleveland, CB Ronald Darby recorded one pass defended marking the 99th of his career. Since 2015, Darby ranks fourth among active players for most total passes defended.

### PASSES DEFENSED, ACTIVE PLAYERS, NFL, 2015-24

RK.	PLAYER (TEAM)	PASSES DEFENSED
1.	CB Darius Slay (PHI)	126
2.	CB James Bradberry (PHI)	112
3.	CB Stephon Gilmore (MIN)	108
4.	CB <b>Ronald Darby</b> (JAX)	99
5.	CB Jalen Ramsey (MIA)	97

## COOKE'S CORNER

In Week 2, P Logan Cooke recorded one punt inside the 20 yard-line. Among players with at least 300 punts, Cooke has recorded the most punts inside the 20 in team history with 166.

### PUNTS INSIDE 20-YARD LINE, FRANCHISE HISTORY MIN. 300 PUNTS

RK.	PLAYER (YEAR)	PUNTS	INSIDE 20
1.	P <b>Logan Cooke</b> (2018-2024)	409	166
2.	P Bryan Barker (1995-2000)	456	151
3.	P Chris Hanson (2001-2006)	424	136
4.	P Bryan Anger (2012-2015)	360	113

Since 2018, the seventh-year punter has punted 409 times with a 43.4 net punting average. Among players with a minimum of 300 punts, Cooke's 43.4 career net punting average is first in NFL history.

### NET PUNTING AVERAGE, NFL HISTORY MIN. 300 PUNTS

RK.	PLAYER (TEAM/YEAR)	PUNTS	PUNTING AVG.
1.	P <b>Logan Cooke</b> (JAX, 2018-2024)	409	43.4
2.	P Johnny Hekker (LAR, 2012-2024)	902	42.9
	P Michael Dickson (SEA, 2018-2024)	438	42.9
4.	P AJ Cole (L.V., 2019-2024)	317	42.4
5.	P Cameron Johnston (PIT, 2017-24)	447	42.3

## MAD MATISCIK

In 2023, LS Ross Maticcik led the NFL in solo tackles by a long snapper with eight. Since entering the NFL in 2020, Maticcik leads all long snappers with 12 solo special teams tackles.

### SOLO SPECIAL TEAMS TACKLES AMONG LONG SNAPPERS, NFL, 2020-24

RK.	PLAYER (TEAM)	SOLO TACKLES
1.	LS <b>Ross Maticcik</b> (JAX)	12
2.	LS Zach Triner (T.B.)	7
	LS Jacob Bobenmoyer (L.V.)	7
	LS Thomas Hennessy (NYJ)	7
5.	LS Reid Ferguson (BUF)	6
	LS Luke Rhodes (IND)	6
	LS Nick Moore (BAL)	6
	LS Josh Harris (LAC)	6
	LS Rick Lovato (PHI)	6
	LS Andrew DePaola (MIN)	6

## CANNON CAM

In Week 1, K Cam Little made his lone field goal from 53 yards and converted both extra point attempts. He is the only rookie in Jaguars history to make a 50+ yard field goal in his NFL debut.

### 50+ YARD FIELD GOALS, NFL DEBUT FRANCHISE HISTORY

RK.	PLAYER (TEAM)	50+ YARD FIELD GOAL
1.	K <b>Cam Little</b> (2024)	1

## NOTE THE QUOTE: CAM LITTLE

"Talented leg strength, the ability to do all those different kicks, and a very talented kicker that is a worker, that is willing to work at it and get better every day."

- Special Teams Coordinator Heath Farwell





# TEAM RANKINGS

## AMERICAN FOOTBALL CONFERENCE

	OFFENSE			DEFENSE		
	TOTAL	RUSH	PASS	TOTAL	RUSH	PASS
Baltimore Ravens	*1	3	2	10	*1	16
Buffalo Bills	8	9	10	11	11	8
Cincinnati Bengals	11 T	15	6	7	14	2
Cleveland Browns	14	12	12	9	8	9
Denver Broncos	15	14	8	6	12	3
Houston Texans	3	4	4	3	5	7
Indianapolis Colts	5	8	7	16	16	6
<b>Jacksonville Jaguars</b>	<b>9</b>	<b>7</b>	<b>11</b>	<b>12</b>	<b>7</b>	<b>14</b>
Kansas City Chiefs	6	10	5	15	10	15
Las Vegas Raiders	10	16	3	13	15	11
Los Angeles Chargers	4	*1	14	2	4	5
Miami Dolphins	2	11	*1	4	9	4
New England Patriots	7	2	15	8	2	13
New York Jets	13	13	9	14	13	12
Pittsburgh Steelers	16	5	16	5	3	10
Tennessee Titans	11 T	6	13	*1	6	*1

## NATIONAL FOOTBALL CONFERENCE

	OFFENSE			DEFENSE		
	TOTAL	RUSH	PASS	TOTAL	RUSH	PASS
Arizona Cardinals	6	3	10	4	4	7
Atlanta Falcons	12	9	13	6	13	2
Carolina Panthers	16	15	15	11	16	3
Chicago Bears	15	14	16	3	6	4
Dallas Cowboys	11	13	6	8	9	5
Detroit Lions	*1	6	*1	5	2	9
Green Bay Packers	4	*1	11	13	10 T	14
Los Angeles Rams	10	16	3	16	15	12
Minnesota Vikings	8	8	5	7	3	13
New Orleans Saints	2	2	8	2	*1	8
New York Giants	14	10	14	12	14	6
Philadelphia Eagles	5	5	7	15	12	15
San Francisco 49ers	3	7	2	9	5	10 T
Seattle Seahawks	9	11	4	*1	10 T	*1
Tampa Bay Buccaneers	13	12	9	14	8	16
Washington Commanders	7	4	12	10	7	10 T

## NATIONAL FOOTBALL LEAGUE

	OFFENSE			DEFENSE		
	TOTAL	RUSH	PASS	TOTAL	RUSH	PASS
Arizona Cardinals	7	4 T	15	13	9	19
Atlanta Falcons	18	17	20	17	27	7
Baltimore Ravens	*1	7	4	15	*1	32
Buffalo Bills	21	18	23	16	18	12
Carolina Panthers	32	29	31	25	31	9
Chicago Bears	31	28	32	8	13	11
Cincinnati Bengals	24 T	30	16	10	26	2 T
Cleveland Browns	28	21	26	12	14	13
Dallas Cowboys	17	25	9	19	20	16
Denver Broncos	29	27	21	9	23	4
Detroit Lions	2	9	2	14	4 T	21
Green Bay Packers	5	*1	18	27	21 T	26
Houston Texans	9	10	12	3	7	10
Indianapolis Colts	14	16	17	31	32	8
<b>Jacksonville Jaguars</b>	<b>22</b>	<b>15</b>	<b>25</b>	<b>22</b>	<b>11</b>	<b>30</b>
Kansas City Chiefs	15	19	14	29	17	31
Las Vegas Raiders	23	32	7 T	23	29	15
Los Angeles Chargers	12	2	28	2	6	6
Los Angeles Rams	16	31	5	32	30	24
Miami Dolphins	8	20	*1	4	15	5
Minnesota Vikings	11	14	7 T	18	8	25
New England Patriots	20	4 T	29	11	2	27
New Orleans Saints	3	3	11	7	3	20
New York Giants	24 T	22	24	26	28	18
New York Jets	27	26	22	24	24	17
Philadelphia Eagles	6	8	10	30	25	28
Pittsburgh Steelers	30	12	30	5	4 T	14
San Francisco 49ers	4	11	3	20	12	22 T
Seattle Seahawks	13	23	6	6	21 T	2 T
Tampa Bay Buccaneers	19	24	13	28	19	29
Tennessee Titans	24 T	13	27	*1	10	*1
Washington Commanders	10	6	19	21	16	22 T

\* = NFL leader | T = Tied for position



# JAGUARS TEAM STATS

## JACKSONVILLE JAGUARS / REGULAR SEASON WEEK 2 / THROUGH SUNDAY, SEPTEMBER 15, 2024

WON 0, LOST 2				DOUG PEDERSON (2 GAMES)	
09/08	L	17-20	at Miami	65,582	
09/15	L	13-18	Cleveland	60,105	

2024 TEAM STATISTICS			
	JAX	OPP.	
<b>FIRST DOWNS</b>			
Rushing	35	35	
Passing	14	12	
Penalty	17	18	
Third Down-Made/Att	4	5	
Third Down Efficiency	5/19	10/30	
Fourth Down-Made/Att	26.3%	33.3%	
Fourth Down Efficiency	0/1	3/5	
<b>TOTAL NET YARDS</b>	<b>590</b>	<b>697</b>	
Avg. Per Game	295.0	348.5	
Total Plays	105	130	
Avg. Per Play	5.6	5.4	
<b>NET YARDS RUSHING</b>			
Avg. Per Game	127.5	103.0	
Total Rushes	47	54	
Avg. Per Rush	5.4	3.8	
<b>NET YARDS PASSING</b>			
Avg. Per Game	167.5	245.5	
Sacked/Yards Lost	7/47	5/33	
Gross Yards	382	524	
Attempts/Completions	51/26	71/45	
Pct. of Completion	51.0%	63.4%	
Had Intercepted	0	0	
<b>PUNTS/AVERAGE</b>			
Net Punting Average	9/51.9	9/46.2	
	47.7	42.8	
<b>PUNT RETURN/AVG.</b>	<b>2/5.5</b>	<b>6/6.3</b>	
<b>KICKOFF RETURN/AVG.</b>	<b>3/18.7</b>	<b>1/25.0</b>	
<b>INTERCEPTION RETURN/AVG.</b>	<b>0/0.0</b>	<b>0/0.0</b>	
<b>PENALTIES/YARDS</b>	<b>14/123</b>	<b>22/203</b>	
<b>FUMBLES/BALL LOST</b>	<b>3/1</b>	<b>1/0</b>	
<b>TOUCHDOWNS</b>			
Rushing	3	3	
Passing	2	2	
Returns	1	1	
	0	0	
<b>EXTRA POINTS/ATTEMPTS</b>	<b>3/3</b>	<b>3/3</b>	
<b>TWO POINT CONVERSION/ATT.</b>	<b>0/0</b>	<b>0/0</b>	
<b>FIELD GOALS/ATTEMPTS</b>	<b>3/4</b>	<b>5/6</b>	
<b>AVG. TIME OF POSSESSION</b>	<b>26:14</b>	<b>33:46</b>	

* SCORE BY PERIODS	Q1	Q2	Q3	Q4	OT	PTS
TEAM	7	13	7	3	0	30
OPPONENTS	7	13	10	8	0	38

SCORING	TD	RU	PA	RT	K-PAT	FG	2PT	S	PTS
T. Etienne Jr.	2	2	0	0	0/0	0/0	0	0	12
C. Little	0	0	0	0	3/3	3/4	0	0	12
B. Thomas Jr.	1	0	1	0	0/0	0/0	0	0	6
TEAM	3	2	1	0	3/3	3/4	0	0	30
OPPONENTS	3	2	1	0	3/3	5/6	0	1	38

2-Pt Conv: TM 0-0, OPP 0-0

C. Little: (53G) (22G, 43RU, 25G)

OPP: (42WL, 37G, 52G) (53G, 38G, 44G)

SACKS: T. Walker 2.0, A. Armstead 1.0, F. Oluokun 1.0, J. Hines-Allen 1.0, TM 5.0, OPP 7.0 FUM/LOST: T. Etienne Jr. 1/1, T. Lawrence 1/0, P. Washington 1/0, TM 3/1, OPP 1/0

* PASSING	ATT	CMP	YDS	CMP%	YDS/ATT	TD	TD%	INT	INT%	LONG	SACK	LOST	RATING
T. Lawrence	51	26	382	51.0	7.5	1	2.0	0	0.0	66	7	47	82.3
TEAM	51	26	382	51.0	7.5	1	2.0	0	0.0	66	7	47	82.3
OPPONENTS	71	45	524	63.4	7.4	1	1.4	0	0.0	80t	5	33	90.3

* RUSHING	NO.	YDS	AVG	LONG	TD
T. Etienne Jr.	25	96	3.8	20	2
T. Bigsby	12	73	6.1	26	0
T. Lawrence	3	53	17.7	33	0
D. Johnson	5	26	5.2	9	0
D. Duvernay	2	7	3.5	4	0
TEAM	47	255	5.4	33	2
OPPONENTS	54	206	3.8	36	2

* RECEIVING	TAR	NO.	YDS	AVG	LONG	TD
G. Davis	10	6	105	17.5	22	0
B. Thomas Jr.	8	6	141	23.5	66	1
C. Kirk	7	2	29	14.5	30	0
T. Etienne Jr.	7	5	21	4.2	12	0
B. Strange	6	3	65	21.7	30	0
E. Ingram	4	1	5	5.0	5	0
L. Farrell	2	2	13	6.5	7	0
P. Washington	2	1	3	3.0	3	0
TEAM	46	26	382	14.7	66	1
OPPONENTS	69	45	524	11.6	80t	1

* INTERCEPTIONS	NO.	YDS	AVG	LONG	TD
T. Etienne Jr.	1	1	0	0	0
D. Johnson	0	0	0	1	0
T. Lawrence	1	0	0	0	0
P. Washington	1	0	0	1	0
TEAM	3	1	0	2	0
OPPONENTS	1	0	0	1	0

* FUMBLES	FUM	LST	FF	REC	TD
T. Etienne Jr.	1	1	0	0	0
D. Johnson	0	0	0	1	0
T. Lawrence	1	0	0	0	0
P. Washington	1	0	0	1	0
TEAM	3	1	0	2	0
OPPONENTS	1	0	0	1	0

* PUNTING	NO.	YDS	AVG	NET	TB	IN	LG	B
L. Cooke	9	467	51.9	47.7	0	4	67	0
TEAM	9	467	51.9	47.7	0	4	67	0
OPPONENTS	9	416	46.2	42.8	1	6	64	0

* PUNT RETURNS	RET	FC	YDS	AVG	LONG	TD
D. Duvernay	2	3	11	5.5	8	0
TEAM	2	3	11	5.5	8	0
OPPONENTS	6	2	38	6.3	14	0

* KICKOFF RETURNS	NO.	YDS	AVG	LONG	TD
P. Washington	2	44	22.0	24	0
D. Duvernay	1	12	12.0	12	0
TEAM	3	56	18.7	24	0
OPPONENTS	1	25	25.0	25	0

* FIELD GOALS	1-19	20-29	30-39	40-49	50+
C. Little	0/0	2/2	0/0	0/1	1/1
TEAM	0/0	2/2	0/0	0/1	1/1
OPPONENTS	0/0	0/0	2/2	1/2	2/2





# BILLS TEAM STATS

**BUFFALO BILLS / REGULAR SEASON WEEK 2 / THROUGH THURSDAY, SEPTEMBER 12, 2024**

WON 2, LOST 0		SEAN MCDERMOTT (2 GAMES)		
09/08	W	34-28	Arizona	70,542
09/12	W	31-10	at Miami	65,601

2024 TEAM STATISTICS			
	BUF	OPP.	
<b>FIRST DOWNS</b>	<b>36</b>	<b>38</b>	
Rushing	15	15	
Passing	16	22	
Penalty	5	1	
Third Down-Made/Att	6/18	14/28	
Third Down Efficiency	33.3%	50.0%	
Fourth Down-Made/Att	3/3	1/6	
Fourth Down Efficiency	100.0%	16.7%	
<b>TOTAL NET YARDS</b>	<b>599</b>	<b>621</b>	
Avg. Per Game	299.5	310.5	
Total Plays	103	135	
Avg. Per Play	5.8	4.6	
<b>NET YARDS RUSHING</b>	<b>238</b>	<b>263</b>	
Avg. Per Game	119.0	131.5	
Total Rushes	59	59	
Avg. Per Rush	4.0	4.5	
<b>NET YARDS PASSING</b>	<b>361</b>	<b>358</b>	
Avg. Per Game	180.5	179.0	
Sacked/Yards Lost	2/10	6/29	
Gross Yards	371	387	
Attempts/Completions	42/31	70/46	
Pct. of Completion	73.8%	65.7%	
Had Intercepted	0	3	
<b>PUNTS/AVERAGE</b>	<b>5/46.8</b>	<b>3/42.0</b>	
Net Punting Average	41.6	39.7	
<b>PUNT RETURN/AVG.</b>	<b>1/7.0</b>	<b>1/6.0</b>	
<b>KICKOFF RETURN/AVG.</b>	<b>2/39.0</b>	<b>3/41.0</b>	
<b>INTERCEPTION RETURN/AVG.</b>	<b>3/20.7</b>	<b>0/0.0</b>	
<b>PENALTIES/YARDS</b>	<b>10/70</b>	<b>12/81</b>	
<b>FUMBLES/BALL LOST</b>	<b>2/1</b>	<b>1/1</b>	
<b>TOUCHDOWNS</b>	<b>8</b>	<b>4</b>	
Rushing	4	1	
Passing	3	2	
Returns	1	1	
<b>EXTRA POINTS/ATTEMPTS</b>	<b>8/8</b>	<b>3/3</b>	
<b>TWO POINT CONVERSION/ATT.</b>	<b>0/0</b>	<b>1/1</b>	
<b>FIELD GOALS/ATTEMPTS</b>	<b>3/4</b>	<b>3/3</b>	
<b>AVG. TIME OF POSSESSION</b>	<b>27:06</b>	<b>32:54</b>	

* SCORE BY PERIODS	Q1	Q2	Q3	Q4	OT	PTS
TEAM	7	27	21	10	0	65
OPPONENTS	14	13	0	11	0	38

SCORING	TD	RU	PA	RT	K-PAT	FG	2PT	S	PTS
J. Cook	3	2	1	0	0/0	0/0	0	0	18
T. Bass	0	0	0	0	8/8	3/4	0	0	17
J. Allen	2	2	0	0	0/0	0/0	0	0	12
M. Hollins	1	0	1	0	0/0	0/0	0	0	6
J. Ingram	1	0	0	1	0/0	0/0	0	0	6
K. Shakir	1	0	1	0	0/0	0/0	0	0	6
TEAM	8	4	3	1	8/8	3/4	0	0	65
OPPONENTS	4	1	2	1	3/3	3/3	1	0	38

2-Pt Conv: TM 0-0, OPP 1-1

T. Bass: (37G, 39G) (43G, 45WL)  
OPP: (29G, 31G) (34G)

SACKS: G. Rousseau 3.0, V. Miller 2.0, E. Oliver 1.0, TM 6.0, OPP 2.0 FUM/LOST: J. Allen 2/1, TM 2/1, OPP 1/1

* PASSING	ATT	CMP	YDS	CMP%	YDS/ATT	TD	TD%	INT	INT%	LONG	SACK	LOST	RATING
J. Allen	42	31	371	73.8	8.8	3	7.1	0	0.0	33	2	10	124.2
TEAM	42	31	371	73.8	8.8	3	7.1	0	0.0	33	2	10	124.2
OPPONENTS	70	46	387	65.7	5.5	2	2.9	3	4.3	24	6	29	71.5

* RUSHING	NO.	YDS	AVG	LONG	TD
J. Cook	30	149	5.0	49t	2
R. Davis	12	42	3.5	13	0
J. Allen	11	41	3.7	9	2
T. Johnson	3	6	2.0	6	0
K. Shakir	1	2	2.0	2	0
M. Trubisky	2	-2	-1.0	-1	0
TEAM	59	238	4.0	49t	4
OPPONENTS	59	263	4.5	29	1

* RECEIVING	TAR	NO.	YDS	AVG	LONG	TD
K. Shakir	8	8	96	12.0	21	1
K. Coleman	6	4	51	12.8	28	0
D. Kincaid	6	5	44	8.8	11	0
J. Cook	4	4	49	12.3	25	1
C. Samuel	4	3	18	6.0	8	0
T. Johnson	3	1	33	33.0	33	0
M. Hollins	3	2	25	12.5	14	1
M. Valdes-Scantling	3	1	19	19.0	19	0
D. Knox	2	1	23	23.0	23	0
R. Davis	2	2	13	6.5	14	0
TEAM	41	31	371	12.0	33	3
OPPONENTS	68	46	387	8.4	24	2

* INTERCEPTIONS	NO.	YDS	AVG	LONG	TD
J. Ingram	2	56	28.0	31t	1
C. Benford	1	6	6.0	6	0
TEAM	3	62	20.7	31t	1

* FUMBLES	FUM	LST	FF	REC	TD
J. Allen	2	1	0	1	0
TEAM	2	1	0	1	0
OPPONENTS	1	1	0	0	0

* PUNTING	NO.	YDS	AVG	NET	TB	IN	LG	B
S. Martin	5	234	46.8	41.6	1	3	65	0
TEAM	5	234	46.8	41.6	1	3	65	0
OPPONENTS	3	126	42.0	39.7	0	1	50	0

* PUNT RETURNS	RET	FC	YDS	AVG	LONG	TD
B. Codrington	1	1	7	7.0	7	0
TEAM	1	1	7	7.0	7	0
OPPONENTS	1	2	6	6.0	6	0

* KICKOFF RETURNS	NO.	YDS	AVG	LONG	TD
B. Codrington	1	53	53.0	53	0
R. Davis	1	25	25.0	25	0
TEAM	2	78	39.0	53	0
OPPONENTS	3	123	41.0	96t	1

* FIELD GOALS	1-19	20-29	30-39	40-49	50+
T. Bass	0/0	0/0	2/2	1/2	0/0
TEAM	0/0	0/0	2/2	1/2	0/0
OPPONENTS	0/0	1/1	2/2	0/0	0/0



# LAST MATCHUP VS. BILLS



25

## 2023 WEEK 5

61,273 ■ Tottenham Hotspur Stadium ■ Oct 8, 2023



20

Jacksonville Jaguars ..... 11 0 0 14 - 25  
 Buffalo Bills ..... 0 7 0 13 - 20

### SCORING DRIVES

TEAM	QTR	TIME	SCORING PLAY	JAX	BUF
Jaguars	1	06:59	Z.Jones 6 yd. pass from T.Lawrence (T.Etienne run) (9-73, 4:10)	8	0
Jaguars	1	01:13	B.McManus 44 yd. Field Goal (9-44, 3:50)	11	0
Bills	2	01:14	S.Diggs 15 yd. pass from J.Allen (T.Bass kick) (11-86, 4:30)	11	7
Jaguars	4	07:44	T.Etienne 6 yd. run (B.McManus kick) (10-93, 5:22)	18	7
Bills	4	04:03	G.Davis 19 yd. pass from J.Allen (pass failed) (9-75, 3:41)	18	13
Jaguars	4	02:56	T.Etienne 35 yd. run (B.McManus kick) (5-75, 1:07)	25	13
Bills	4	02:11	J.Allen 3 yd. run (T.Bass kick) (4-75, 0:45)	25	20

### JACKSONVILLE JAGUARS

PASSING	ATT	CP	YDS	SK/YD	TD	LG	INT	RTG
Trevor Lawrence	37	25	315	5/37	1	32	0	102.9
<b>TOTAL</b>	<b>37</b>	<b>25</b>	<b>315</b>	<b>5/37</b>	<b>1</b>	<b>32</b>	<b>0</b>	<b>102.9</b>

RUSHING	ATT	YDS	AVG	LG	TD
Travis Etienne Jr.	26	136	5.2	35t	2
Trevor Lawrence	7	31	4.4	11	0
Calvin Ridley	2	14	7.0	11	0
Tank Bigsby	3	8	2.7	7	0
Christian Kirk	1	6	6.0	6	0
Jamal Agnew	1	1	1.0	1	0
<b>TOTAL</b>	<b>40</b>	<b>196</b>	<b>4.9</b>	<b>35T</b>	<b>2</b>

RECEIVING	NO	YDS	AVG	LG	TD
Calvin Ridley	7	122	17.4	32	0
Christian Kirk	6	78	13.0	30	0
Travis Etienne Jr.	4	48	12.0	22	0
Evan Engram	4	28	7.0	9	0
Zay Jones	3	23	7.7	10	1
Luke Farrell	1	16	16.0	16	0
<b>TOTAL</b>	<b>25</b>	<b>315</b>	<b>12.6</b>	<b>32</b>	<b>1</b>

TOP DEFENSE	TOT	SOLO	AST	SCK	YDS	INT
Darius Williams	7	7	0	0.0	0.0	1
Foyesade Oluokun	6	4	2	0.0	0.0	0
Rayshawn Jenkins	5	5	0	0.0	0.0	0

FIELD GOALS	FGM/FGA	PERCENT	RESULTS
Brandon McManus	1-1	100.0	44G
<b>TOTAL</b>	<b>1-1</b>	<b>100.0</b>	

### BUFFALO BILLS

PASSING	ATT	CP	YDS	SK/YD	TD	LG	INT	RTG
Josh Allen	40	27	359	0/0	2	48	1	102.0
<b>TOTAL</b>	<b>40</b>	<b>27</b>	<b>359</b>	<b>0/0</b>	<b>2</b>	<b>48</b>	<b>1</b>	<b>102.0</b>

RUSHING	ATT	YDS	AVG	LG	TD
Josh Allen	4	14	3.5	7	1
Damien Harris	3	13	4.3	6	0
Latavius Murray	2	6	3.0	4	0
James Cook	5	-4	-0.8	5	0
<b>TOTAL</b>	<b>14</b>	<b>29</b>	<b>2.1</b>	<b>7</b>	<b>1</b>

RECEIVING	NO	YDS	AVG	LG	TD
Stefon Diggs	8	121	15.1	48	1
Gabe Davis	6	100	16.7	29	1
James Cook	3	25	8.3	18	0
Dawson Knox	3	17	5.7	11	0
Deonte Harty	2	62	31.0	43	0
Dalton Kincaid	2	19	9.5	14	0
Khalil Shakir	1	11	11.0	11	0
Trent Sherfield Sr.	1	3	3.0	3	0
Latavius Murray	1	1	1.0	1	0
<b>TOTAL</b>	<b>27</b>	<b>359</b>	<b>13.3</b>	<b>48</b>	<b>2</b>

TOP DEFENSE	TOT	SOLO	AST	SCK	YDS	INT
Terrel Bernard	16	8	8	0.0	0.0	0
Kairi Elam	11	8	3	0.0	0.0	0
Ed Oliver	9	5	4	1.0	5.0	0

FIELD GOALS	FGM/FGA	PERCENT	RESULTS
			No Field Goals

### Team Statistics

	Jaguars	Bills
First Downs	29	18
3rd-Down Eff. (Made/Att/Pct)	10/18/56%	5/12/42%
4th-Down Eff. (Made/Att/Pct)	0/0/0%	0/0/0%
Total Net Yards	474	388
Total Plays	82	54
Yards Per Play	5.8	7.2
Rushes/Net Yards	40/196	14/29
Net Passing	278	359
Pass Attempts/Completions	37/25	40/27
Had Intercepted	0	1
Sacked/Yards Lost	5/37	0/0
Punts/Average	5/49.4	6/43.0
Penalties/Yards	8/56	11/109
Fumbles/Lost	4/2	2/1
Possession Time	38:12	21:48





# THE LAST TIME

BY JAGUARS		BY OPPONENT
<b>PASSING</b>		
* Never Has Happened *	500 YARDS PASSING	527 yards, Matt Schaub @ Houston, 11/18/12
43 att., Trevor Lawrence @ Tennessee, 01/07/24	40+ PASS ATTEMPTS	45 att., Joe Flacco @ Cleveland, 12/10/23
50 att., Trevor Lawrence @ Cleveland, 12/10/23	50+ PASS ATTEMPTS	55 att., Derek Carr @ New Orleans, 10/19/23
430 yards, Blake Bortles @ Kansas City, 10/07/18	400 YARDS PASSING	412 yards, Drew Brees @ New Orleans, 12/27/15
364 yards, Trevor Lawrence @ Houston, 11/26/23	300 YARDS PASSING	338 yards, Tua Tagovailoa @ Miami, 09/08/24
* Never Has Happened *	SEVEN TOUCHDOWN PASSES	* Never Has Happened *
* Never Has Happened *	SIX TOUCHDOWN PASSES	* Never Has Happened *
5 tds, Blake Bortles: (2, 1, 8, 9, 7) @ Tennessee, 12/06/15	FIVE TOUCHDOWN PASSES	5 tds, Matt Schaub: (9, 1, 1, 5, 48) @ Houston, 11/18/12
4 tds, Trevor Lawrence: (5, 59, 10, 3) vs. Dallas, 12/18/22	FOUR TOUCHDOWN PASSES	4 tds, Patrick Mahomes: (6, 18, 13, 7) @ Kansas City, 11/13/22
3 tds, Trevor Lawrence: (10, 19, 2) @ Cleveland, 12/10/23	THREE TOUCHDOWN PASSES	3 tds, Joe Flacco: (34, 30, 41) @ Cleveland, 12/10/23
* Never Has Happened *	FOUR OR MORE INTERCEPTION GAME	* Never Has Happened *
* Never Has Happened *	THREE INTERCEPTION GAME	3 ints, Samari Rolle @ Tennessee, 12/26/99
2 ints, Rayshawn Jenkins vs. Dallas, 12/18/22	TWO INTERCEPTION GAME	2 ints, Martin Emerson Jr. @ Cleveland, 12/10/23
* Never Has Happened *	SEVEN+ INTERCEPTIONS THROWN	* Never Has Happened *
* Never Has Happened *	SIX INTERCEPTIONS THROWN	* Never Has Happened *
* Never Has Happened *	FIVE INTERCEPTIONS THROWN	5 ints, Ben Roethlisberger @ Pittsburgh, 10/08/17
4 ints, Trevor Lawrence @ Tennessee, 12/12/21	FOUR INTERCEPTIONS THROWN	4 ints, Jon Kitna @ Dallas, 10/31/10
3 ints, Trevor Lawrence @ Cleveland, 12/10/23	THREE INTERCEPTIONS THROWN	3 ints, Gardner Minshew II vs. Indianapolis, 10/15/23
2 ints, Trevor Lawrence @ Tennessee, 01/07/24	TWO INTERCEPTIONS THROWN	2 ints, Mitch Trubisky @ Pittsburgh, 10/29/23
<b>RUSHING</b>		
* Never Has Happened *	300 YARDS RUSHING	* Never Has Happened *
225 yards, Leonard Fournette @ Denver, 09/29/19	200+ YARDS RUSHING	253 yards, Jonathan Taylor @ Indianapolis, 01/03/21
225 yards, Leonard Fournette @ Denver, 09/29/19	200 YARDS RUSHING	253 yards, Jonathan Taylor @ Indianapolis, 01/03/21
156 yards, Travis Etienne Jr. vs. Denver, 10/30/22	150-199 YARDS RUSHING	153 yards, Derrick Henry @ Tennessee, 01/07/24
102 yards, Travis Etienne Jr. vs. Carolina, 12/31/23	100 YARDS RUSHING	153 yards, Derrick Henry @ Tennessee, 01/07/24
102 yards, Travis Etienne Jr. vs. Carolina, 12/31/23	100-149 YARDS RUSHING	105 yards, Bijan Robinson vs. Atlanta, 10/01/23
109 yards/101 yards, Rashad Jennings/Maurice Jones-Drew vs. Oakland, 12/12/10	TWO 100-YARD RUSHERS	110 yards/107 yards, Saquon Barkley/Daniel Jones vs. N.Y. Giants, 10/23/22
* Never Has Happened *	FIVE TOUCHDOWNS RUSHING	* Never Has Happened *
* Never Has Happened *	FOUR TOUCHDOWNS RUSHING	4 tds, Derrick Henry: (3, 99, 16, 54) @ Tennessee, 12/06/18
3 tds, Maurice Jones-Drew: (4, 1, 3) vs. St. Louis, 10/18/09	THREE TOUCHDOWNS RUSHING	3 tds, Derrick Henry: (1, 9, 10) vs. Tennessee, 10/10/21
2 tds, Travis Etienne Jr.: (62, 1) vs. Carolina, 12/31/23	TWO TOUCHDOWNS RUSHING	2 tds, Joe Mixon: (6, 2) vs. Cincinnati, 12/04/23
* Never Has Happened *	TWO PLAYERS WITH TWO TD RUSHING	Rhamondre Stevenson: (1, 6)/Damien Harris: (2, 7) @ New England, 01/02/22
Snoop Conner: (3)/Travis Etienne Jr.: (62)/JaMycal Hasty: (5) @ Houston, 01/01/23	THREE PLAYERS WITH ONE TD RUSHING	Artavis Pierce: (3)/Mitchell Trubisky: (6)/David Montgomery: (6) vs. Chicago, 12/27/20
156 yards, Travis Etienne Jr. vs. Denver, 10/30/22	150 YARDS RUSHING	153 yards, Derrick Henry @ Tennessee, 01/07/24
30 att., Maurice Jones-Drew vs. Baltimore, 10/24/11	30+ RUSHING ATTEMPTS	30 att., Derrick Henry vs. Tennessee, 01/07/23
52 yards, Travis Etienne Jr. vs. Cleveland, 09/15/24	50-74 YARD RUSHING	64 yards, Jerome Ford vs. Cleveland, 09/15/24
102 yards, Travis Etienne Jr. vs. Carolina, 12/31/23	75+ YARD RUSHING	153 yards, Derrick Henry @ Tennessee, 01/07/24
30 att., Maurice Jones-Drew vs. Baltimore, 10/24/11	30-39 RUSHING ATTEMPTS	30 att., Derrick Henry vs. Tennessee, 01/07/23
* Never Has Happened *	40+ RUSHING ATTEMPTS	* Never Has Happened *
* Never Has Happened *	400 YARDS RUSHING (TEAM)	* Never Has Happened *
375 yards vs. Indianapolis, 12/10/06	300 YARDS RUSHING (TEAM)	305 yards @ Tennessee, 11/01/09
243 yards @ Indianapolis, 10/16/22	200 YARDS RUSHING (TEAM)	251 yards vs. Baltimore, 12/17/23
243 yards @ Indianapolis, 10/16/22	200-299 YARDS RUSHING (TEAM)	251 yards vs. Baltimore, 12/17/23



# THE LAST TIME

243 yards @ Indianapolis, 10/16/22	200+ YARDS RUSHING (TEAM)	251 yards vs. Baltimore, 12/17/23
375 yards vs. Indianapolis, 12/10/06	300+ YARDS RUSHING (TEAM)	305 yards @ Tennessee, 11/01/09
<b>RECEIVING</b>		
130 yards/109 yards, Dede Westbrook/Donte Moncrief vs. N.Y. Jets, 09/30/18	TWO 100-YARD RECEIVERS	130 yards/109 yards, Tyreek Hill/Jaylen Waddle @ Miami, 09/08/24
236 yards, Justin Blackmon @ Houston, 11/18/12	200 YARDS RECEIVING	261 yards, Josh Gordon @ Cleveland, 12/01/13
106 yards, Calvin Ridley @ Tennessee, 01/07/24	100 YARDS RECEIVING	130 yards/109 yards, Tyreek Hill/Jaylen Waddle @ Miami, 09/08/24
* Never Has Happened *	FOUR TOUCHDOWN RECEPTIONS	* Never Has Happened *
* Never Has Happened *	FIVE TOUCHDOWN RECEPTIONS	* Never Has Happened *
3 tds, Zay Jones: (5, 59, 3) vs. Dallas, 12/18/22	THREE TOUCHDOWN RECEPTIONS	3 tds, Sammy Watkins: (68, 49, 3) vs. Kansas City, 09/08/19
2 tds, Calvin Ridley: (18, 1) @ Tampa Bay, 12/24/23	TWO TOUCHDOWN RECEPTIONS	2 tds, Mike Evans: (3, 22) @ Tampa Bay, 12/24/23
* Never Has Happened *	TWO PLAYERS WITH TWO TD RECEPTIONS	Sidney Rice: (11, 23)/Zach Miller: (1, 4) @ Seattle, 09/22/13
162 yards, Evan Engram @ Tennessee, 12/11/22	150 YARDS RECEIVING	159 yards, Courtland Sutton vs. Denver, 09/19/21
10 , Evan Engram @ Tennessee, 01/07/24	10 OR MORE RECEPTIONS	11 , Ja'Marr Chase vs. Cincinnati, 12/04/23
106 yards, Calvin Ridley @ Tennessee, 01/07/24	100-149 YARDS RECEIVING	130 yards/109 yards, Tyreek Hill/Jaylen Waddle @ Miami, 09/08/24
162 yards, Evan Engram @ Tennessee, 12/11/22	150-199 YARDS RECEIVING	159 yards, Courtland Sutton vs. Denver, 09/19/21
236 yards, Justin Blackmon @ Houston, 11/18/12	200-299 YARDS RECEIVING	261 yards, Josh Gordon @ Cleveland, 12/01/13
* Never Has Happened *	300+ YARDS RECEIVING	* Never Has Happened *
<b>COMBINED YARDS</b>		
136 yards/315 yards, Travis Etienne Jr./Trevor Lawrence @ Buffalo, 10/08/23	100-YARD RUSHER AND 300-YARD PASSER	120 yards/305 yards, Dalvin Cook/Kirk Cousins @ Minnesota, 12/06/20
122 yards/315 yards, Calvin Ridley/Trevor Lawrence @ Buffalo, 10/08/23	100-YARD RECEIVER AND 300-YARD PASSER	130/109 yards/338 yards, Tyreek Hill/Jaylen Waddle/Tua Tagovailoa @ Miami, 09/08/24
136 yards/122 yards, Travis Etienne Jr./Calvin Ridley @ Buffalo, 10/08/23	100-YARD RUSHER AND 100-YARD RECEIVER	121 yards/129 yards, Sony Michel/Cooper Kupp @ L.A. Rams, 12/05/21
136 yards/315 yards/122 yards, Travis Etienne Jr./Trevor Lawrence Calvin Ridley @ Buffalo, 10/08/23	100-YARD RUSHER, 300-YARD PASSER, 100-YARD RECEIVER	120 yards/305 yards/121 yards, Dalvin Cook/Kirk Cousins Justin Jefferson @ Minnesota, 12/06/20
133 yards/120/101 yards, Maurice Jones-Drew/Mike Sims-Walker/Torry Holt vs. St. Louis, 10/18/09	100-YARD RUSHER/TWO 100-YARD RECEIVERS	* Never Has Happened *
130/109 yards/388 yards, Dede Westbrook/Donte Moncrief/Blake Bortles vs. N.Y. Jets, 09/30/18	TWO 100-YARD RECEIVERS/300-YARD PASSER	130/109 yards/338 yards, Tyreek Hill/Jaylen Waddle/Tua Tagovailoa @ Miami, 09/08/24
<b>DEFENSE</b>		
24 yards, Foyesade Oluokun @ New Orleans, 10/19/23	INTERCEPTED PASS RETURNED FOR A TOUCHDOWN	29 yards, Byron Murphy Jr. vs. Arizona, 09/26/21
37 yards, Josh Hines-Allen vs. Tennessee, 01/07/23	FUMBLE RETURNED FOR A TOUCHDOWN	26 yards, DeForest Buckner @ Indianapolis, 09/10/23
Leon Jacobs @ Tennessee, 12/06/18	SAFETY SCORED	Alex Wright vs. Cleveland, 09/15/24
vs. Carolina, 12/31/23	SHUTOUT	@ Tennessee, 12/12/21
* Never Has Happened *	FIVE+ SACK GAME	* Never Has Happened *
* Never Has Happened *	SIX+ SACK GAME	* Never Has Happened *
* Never Has Happened *	FIVE SACK GAME	* Never Has Happened *
4.0 sk, Calais Campbell @ Houston, 09/10/17	FOUR SACK GAME	4.0 sk, Ryan Kerrigan @ Washington, 09/14/14
3.0 sk, Josh Hines-Allen vs. Carolina, 12/31/23	THREE SACK GAME	3.0 sk, Denico Autry vs. Indianapolis, 12/02/18
2.0 sk, Travon Walker @ Miami, 09/08/24	TWO SACK GAME	2.0 sk/2.0 sk, A.J. Epenesa/Leonard Floyd @ Buffalo, 10/08/23
* Never Has Happened *	TWO INTERCEPTIONS BY TEAMMATES	Terrell Edmunds: (4, 7)/Minkah Fitzpatrick: (37, 0) vs. Pittsburgh, 11/22/20
2 fr, Telvin Smith Sr. @ Indianapolis, 11/23/14	TWO OPPONENT FUMBLE RECOVERIES	2 fr, Haason Reddick @ Philadelphia, 10/02/22
72t yards, Rashean Mathis vs. Pittsburgh, 10/05/08	70+ YARD INTERCEPTION RETURN	84 yards, Kemal Ishmael vs. Atlanta, 12/20/15
2 ints, Rayshawn Jenkins vs. Dallas, 12/18/22	TWO INTERCEPTIONS	2 ints, Martin Emerson Jr. @ Cleveland, 12/10/23
* Never Has Happened *	THREE INTERCEPTIONS	3 ints, Samari Rolle @ Tennessee, 12/26/99
* Never Has Happened *	FOUR INTERCEPTIONS	* Never Has Happened *
19 yards vs. Tennessee, 01/07/23	LESS THAN 25 RUSHING YARDS	14 yards @ Detroit, 11/20/16





# THE LAST TIME

37 yards @ Tampa Bay, 12/24/23	LESS THAN 50 RUSHING YARDS	44 yards vs. Indianapolis, 10/15/23
81 yards @ Miami, 09/08/24	LESS THAN 100 RUSHING YARDS	82 yards @ Tennessee, 01/07/24
20 yards vs. Washington, 12/16/18	LESS THAN 50 NET PASSING YARDS	45 yards vs. N.Y. Jets, 10/08/06
89 yards @ Houston, 12/30/18	LESS THAN 100 NET PASSING YARDS	67 yards vs. Carolina, 12/31/23
139 yards @ Miami, 09/08/24	LESS THAN 150 NET PASSING YARDS	67 yards vs. Carolina, 12/31/23
124 yards vs. Carolina, 12/31/23	LESS THAN 150 YARDS NET OFFENSE	119 yards @ Houston, 12/30/18
124 yards vs. Carolina, 12/31/23	LESS THAN 200 YARDS NET OFFENSE	192 yards @ Tennessee, 12/12/21
297 yards vs. Cleveland, 09/15/24	LESS THAN 300 YARDS NET OFFENSE	267 yards @ Miami, 09/08/24
4 to @ Tampa Bay, 12/24/23	FORCED FOUR TURNOVERS	4 to vs. Indianapolis, 10/15/23
5 to @ Philadelphia, 10/02/22	FORCED FIVE+ TURNOVERS	5 to @ Cleveland, 11/19/17
1 to @ Miami, 09/08/24	AT LEAST ONE TURNOVER	1 to @ Tennessee, 01/07/24
3 to @ Cleveland, 12/10/23	FORCED THREE+ TURNOVERS	4 to @ Tampa Bay, 12/24/23

## SPECIAL TEAMS

102 yards, Jamal Agnew vs. Denver, 09/19/21	KICKOFF RETURNED FOR A TOUCHDOWN	85 yards, Andrew Beck vs. Houston, 09/24/23
91 yards, Keelan Cole Sr. @ Green Bay, 11/15/20	PUNT RETURNED FOR A TOUCHDOWN	55 yards, Andre Roberts @ Detroit, 11/20/16
* Never Has Happened *	BLOCKED FIELD GOAL RETURNED FOR A TOUCHDOWN	Calais Campbell vs. Arizona, 09/20/09
Daniel Thomas @ L.A. Chargers, 10/25/20	BLOCKED PUNT RETURNED FOR A TOUCHDOWN	Zaire Franklin @ Indianapolis, 11/14/21
53 yards, Cam Little @ Miami, 09/08/24	MADE FIELD GOAL OF 50 YARDS OR LONGER	53 yards, Dustin Hopkins vs. Cleveland, 09/15/24
51 yards, Brandon McManus vs. Houston, 09/24/23	BLOCKED FIELD GOAL	56 yards, Joey Slye @ Carolina, 10/06/19
Logan Cooke @ Indianapolis, 11/14/21	BLOCKED PUNT	Ty Long @ L.A. Chargers, 10/25/20
Matthew Wright @ Indianapolis, 11/14/21	MISSED POINT AFTER TOUCHDOWN ATTEMPT	Harrison Butker @ Kansas City, 11/13/22
Nick Folk [Adam Gotsis blocked] @ New England, 01/02/22	POINT AFTER TOUCHDOWN ATTEMPT BLOCKED	Riley Patterson [Nick McCloud blocked] vs. N.Y. Giants, 10/23/22
Riley Patterson @ Kansas City, 11/13/22	SUCCESSFUL ONSIDE KICK	Quintin Demps vs. Houston, 11/27/11
5 fg, Josh Scobee: (49, 49, 34, 40, 46) @ Buffalo, 10/10/10	FIVE FIELD GOALS	6 fg, Jeff Reed: (25, 29, 30, 46, 33, 50) vs. Pittsburgh, 12/01/02
* Never Has Happened *	SIX FIELD GOALS	6 fg, Jeff Reed: (25, 29, 30, 46, 33, 50) vs. Pittsburgh, 12/01/02
53 yards, Cam Little @ Miami, 09/08/24	50-59 YARD FIELD GOAL	53 yards, Dustin Hopkins vs. Cleveland, 09/15/24
4 fg, Brandon McManus: (35, 26, 24, 34) vs. Carolina, 12/31/23	FOUR FIELD GOALS	4 fg, Michael Badgley: (45, 47, 38, 44) @ Detroit, 12/04/22
* Never Has Happened *	60+ YARD FIELD GOAL	* Never Has Happened *
3 fg, Brandon McManus: (40, 48, 53) @ Houston, 11/26/23	THREE FIELD GOALS	3 fg, Dustin Hopkins: (53, 38, 44) vs. Cleveland, 09/15/24
63t yards, Jaydon Mickens vs. Cincinnati, 11/05/17	50-69 YARD PUNT RETURN	55t yards, Andre Roberts @ Detroit, 11/20/16
74t yards, Dede Westbrook vs. Washington, 12/16/18	70-89 YARD PUNT RETURN	81t yards, Darius Reynaud @ Tennessee, 12/30/12
67 yds, Logan Cooke @ Miami, 09/08/24	60-69 YARD PUNT	64 yds, Corey Bojorquez vs. Cleveland, 09/15/24
91t yards, Keelan Cole Sr. @ Green Bay, 11/15/20	90+ YARD PUNT RETURN	* Never Has Happened *
70 yds, Logan Cooke vs. Baltimore, 11/27/22	70+ YARD PUNT	72 yds, Corey Bojorquez @ Cleveland, 12/10/23
53 yards, Jamal Agnew vs. Indianapolis, 10/15/23	50-69 YARD KICKOFF RETURN	65 yards, Brandon Powell @ L.A. Rams, 12/05/21
11 punts, Bryan Anger vs. Kansas City, 09/08/13	PUNTED 10+ TIMES	11 punts, Shane Lechler vs. Houston, 12/17/17
* Never Has Happened *	70-89 YARD KICKOFF RETURN	85t yards, Andrew Beck vs. Houston, 09/24/23
102t yards, Jamal Agnew vs. Denver, 09/19/21	90+ YARD KICKOFF RETURN	102t yards, Braxton Berrios @ N.Y. Jets, 12/26/21

## TEAM/MISCELLANEOUS

503 yards vs. Dallas, 12/18/22	500 TOTAL YARDS OF OFFENSE	505 yards @ Cincinnati, 10/04/20
445 yards @ Houston, 11/26/23	400 TOTAL YARDS OF OFFENSE	400 yards @ Miami, 09/08/24
vs. Indianapolis, 12/13/15	TOUCHDOWN ON OFFENSE, DEFENSE AND SPECIAL	@ Detroit, 11/20/16

## TEAMS

Trevor Lawrence @ Houston, 11/26/23	MADE TWO-POINT CONVERSION	Derek Carr @ New Orleans, 10/19/23
C.J. Beathard/Trevor Lawrence @ Tampa Bay, 12/24/23	FAILED TWO-POINT CONVERSION	Josh Allen @ Buffalo, 10/08/23
vs. Indianapolis, 12/13/15	50 POINTS	@ New England, 01/02/22



# THE LAST TIME

vs. Dallas, 12/18/22	40 POINTS	@ Detroit, 12/04/22
vs. Dallas, 12/18/22	OVERTIME WIN	vs. Cincinnati, 12/04/23
vs. Cincinnati, 12/04/23	OVERTIME LOSS	vs. Dallas, 12/18/22
* Never Has Happened *	OVERTIME TIE	* Never Has Happened *
vs. Philadelphia, 10/12/97	20 FIRST-QUARTER POINTS	@ Cincinnati, 11/23/97
vs. Indianapolis, 10/15/23	20 SECOND-QUARTER POINTS	@ Philadelphia, 10/02/22
vs. Seattle, 12/10/17	20 THIRD-QUARTER POINTS	vs. Chicago, 12/27/20
vs. Indianapolis, 12/13/15	20 FOURTH-QUARTER POINTS	@ San Francisco, 12/24/17
vs. Carolina, 12/31/23	SHUTOUT AT HOME	vs. Houston, 12/26/04
@ Indianapolis, 10/22/17	SHUTOUT ON THE ROAD	@ Tennessee, 12/12/21
vs. Dallas, 12/18/22	OVERTIME WIN AT HOME	vs. Cincinnati, 12/04/22
@ Pittsburgh, 10/16/05	OVERTIME WIN ON THE ROAD	@ Minnesota, 12/06/20
13 pen vs. N.Y. Giants, 10/23/22	10 PENALTIES	13 pen vs. Cleveland, 09/15/24
3 td @ Buffalo, 10/08/23	THREE TOTAL TOUCHDOWNS	3 td @ Tampa Bay, 12/24/23
0 to vs. Cleveland, 09/15/24	NO TURNOVERS	0 to vs. Cleveland, 09/15/24
4 td @ Cleveland, 12/10/23	FOUR TOTAL TOUCHDOWNS	4 td @ Tennessee, 01/07/24
40:14 TOP vs. Cincinnati, 11/05/17	OVER 40:00 TIME OF POSSESSION (NON-OT)	43:17 TOP vs. Houston, 09/16/12
@ New Orleans, 10/19/23	NO SACKS/NO INTERCEPTIONS ALLOWED	vs. Houston, 09/24/23
(7, 10, 7, 7 Points) @ New Orleans, 10/19/23	SCORE TOUCHDOWN IN EACH QUARTER	(7, 7, 7, 10 Points) @ Cleveland, 12/10/23
31 (first half) vs. Houston, 12/17/17	30 ONE-HALF POINTS	35 (second half) @ Tennessee, 11/24/19
vs. Carolina, 12/31/23	WON GAME BY 20+ POINTS	vs. San Francisco, 11/12/23





# ALPHABETICAL ROSTER

NO.	NAME	POS	HT	WT	DOB	EXP	COLLEGE	HOMETOWN	HOW ACQ
56	Abdullah, Yasir	LB	6-1	240	4/12/2000	2	Louisville	Miramar, Fla.	D5-'23
91	Armstead, Arik	DE	6-7	290	11/15/1993	10	Oregon	Elk Grove, CA	UFA (S.F.) -'24
4	Biggsby, Tank	RB	5-11	215	8/30/2002	2	Auburn	LaGrange, Ga.	D3-'23
30	Brown, Montaric	CB	6-0	190	8/24/1999	3	Arkansas	Ashdown, Ark.	D7-'22
5	Cisco, Andre	S	6-0	210	3/23/2000	4	Syracuse	Queens, N.Y.	D3-'21
76	Cleveland, Ezra	OL	6-6	312	5/8/1998	5	Boise State	Spanaway, Wash.	T (MIN)-'23
59	Cole, Myles	DE	6-6	278	4/29/2000	R	Texas Tech	Shreveport, La.	D7-'24
9	Cooke, Logan	P	6-5	230	7/28/1995	7	Mississippi State	Darbus, Miss.	D7b-'18
25	Darby, Ronald	CB	5-11	193	1/2/1994	10	Florida State	Oxon Hill, MD	UFA (BAL) - '24
0	Davis, Gabe	WR	6-2	225	3/1/1999	5	Central Florida	Sanford, FL	UFA (BUF) - '24
12	Duvernay, Devin	WR	5-11	202	9/12/1997	5	Texas	Sachse, Texas	UFA (BAL) - '24
17	Engram, Evan	TE	6-3	240	9/2/1994	8	Mississippi	Powder Springs, Ga.	UFA (NYG)-'22
1	Etienne Jr., Travis	RB	5-10	215	1/26/1999	4	Clemson	Jennings, La.	D1-'21
89	Farrell, Luke	TE	6-5	250	10/14/1997	4	Ohio State	Perry, Ohio	D5-'21
37	Flowers, Tre	CB	6-3	200	6/2/1995	7	Oklahoma State	Converse, Texas	FA-'24
79	Fortner, Luke	OL	6-4	307	5/15/1998	3	Kentucky	Sylvania, Ohio	D3-'22
62	Foster, Javon	OL	6-5	313	3/31/2000	R	Missouri	Detroit, Mich.	D4-'24
52	Hamilton, DaVon	DT	6-4	335	2/1/1997	5	Ohio State	Pickerington, Ohio	D3-'20
77	Harrison, Anton	OL	6-4	315	2/2/2002	2	Oklahoma	Washington, D.C.	D1-'23
41	Hines-Allen, Josh	DE	6-5	255	7/13/1997	6	Kentucky	Montclair, N.J.	D1-'19
75	Hodges, Cooper	OL	6-4	305	7/13/2000	2	Appalachian State	Glen St. Mary, Fla.	D7-'23
98	Jefferson, Jordan	DT	6-2	316	9/24/2001	R	LSU	Navarre, Fla.	D4-'24
26	Johnson, Antonio	S	6-2	198	10/29/2001	2	Texas A&M	East St. Louis, Ill.	D5-'23
57	Johnson, Caleb	LB	6-2	220	7/28/1998	4	Houston Baptist	Point Loma, Calif.	W (CHI)-'22
2	Johnson, D'Ernest	RB	5-10	208	2/27/1996	6	South Florida	Immokalee, Fla.	UFA (CLE) - '23
22	Jones, Jarrrian	CB	5-11	190	5/8/2001	R	Florida State	Magee, Miss.	D3-'24
10	Jones, Mac	QB	6-3	220	9/5/1998	4	Alabama	Jacksonville, Fla.	T (N.E.)-'24
15	Jones, Tim	WR	6-1	200	5/15/1998	4	Southern Mississippi	Biloxi, Miss.	FA-'21
13	Kirk, Christian	WR	5-11	200	11/16/1996	7	Texas A&M	Scottsdale, Ariz.	UFA (ARZ)-'22
93	Lacy, Tyler	DT	6-4	279	11/10/1999	2	Oklahoma State	Sachse, Texas	D4-'23
16	Lawrence, Trevor	QB	6-6	220	10/6/1999	4	Clemson	Cartersville, Ga.	D1-'21
99	Ledbetter, Jeremiah	DT	6-3	299	5/29/1994	8	Arkansas	Gainesville, Ga.	FA-'21
39	Little, Cam	K	6-1	172	8/17/2003	R	Arkansas	Moore, Okla.	D6-'24
72	Little, Walker	OL	6-7	325	4/1/1999	4	Stanford	Houston, Texas	D2-'21
33	Lloyd, Devin	LB	6-3	235	9/30/1998	3	Utah	Chula Vista, Calif.	D1-'22
46	Maticcik, Ross	LS	6-0	240	9/13/1996	5	Baylor	McKinney, Texas	FA-'20
51	Miller, Ventrell	LB	6-0	232	1/15/1999	2	Florida	Lakeland, Fla.	D4-'23
65	Morse, Mitch	OL	6-6	305	4/21/1992	10	Missouri	Austin, TX	FA-'24
48	Muma, Chad	LB	6-3	239	8/18/1999	3	Wyoming	Lone Tree, Colo.	D3-'22
23	Oluokun, Foyesade	LB	6-2	230	8/2/1995	7	Yale	St. Louis, Mo.	UFA (ATL)-'22
90	Otomewo, Ezezi	DT	6-5	282	3/9/1999	3	Minnesota	Indianapolis, Ind.	FA-'23
24	Prince, De'Antre	CB	6-0	183	10/12/2000	R	Mississippi	Charleston, Miss.	D5-'24
95	Robertson-Harris, Roy	DT	6-5	290	7/23/1993	8	Texas-El Paso	Oakland, Calif.	UFA (CHI)-'21
74	Robinson, Cam	OL	6-6	335	10/9/1995	8	Alabama	West Monroe, La.	D2-'17
6	Savage, Darnell	S	5-11	198	7/30/1997	6	Maryland	Bear, Del.	UFA (GB) -'24
68	Scherff, Brandon	OL	6-5	315	12/26/1991	10	Iowa	Denison, Iowa	UFA (WAS)-'22
94	Smith, Maason	DT	6-5	306	10/13/2002	R	LSU	Houma, La.	D2-'24
85	Strange, Brenton	TE	6-4	253	12/27/2000	2	Penn State	Parkersburg, W. Va.	D2-'23
7	Thomas Jr., Brian	WR	6-2	209	10/8/2002	R	LSU	Walker, La.	D1-'24
20	Thomas, Daniel	S	5-10	215	7/1/1998	5	Auburn	Montgomery, Ala.	D5a-'20
70	Van Lanen, Cole	OL	6-5	312	4/23/1998	4	Wisconsin	Green Bay, Wis.	T (G.B.)-'22
44	Walker, Travon	DE	6-5	272	12/18/2000	3	Georgia	Thomaston, Ga.	D1-'22
11	Washington, Parker	WR	5-10	204	3/21/2002	2	Penn State	Sugar Land, Texas	D6-'23

## Practice Squad (17)

49	Bowman, Shawn	TE	6-4	249	5/16/2000	R	Rutgers	Bear, Del.	UDFA-'24
21	Braswell, Christian	CB	5-11	185	9/27/1999	2	Rutgers	Washington, D.C.	D6-'23
19	Cephus, Joshua	WR	6-2	193	3/5/2001	R	Texas at San Antonio	Spring, Texas	UDFA-'24
45	Chachere, Andre	S	6-0	197	2/10/1996	6	San Jose State	Fresno, CA	FA-'24
54	Coleman, D.J.	DE	6-5	263	9/22/1998	2	Missouri	Atlanta, Ga.	FA-'24
14	Cooks, Elijah	WR	6-4	215	10/13/1998	2	San Jose State	Atascadero, Calif.	FA-'23
81	Deguara, Josiah	TE	6-2	238	2/14/1997	5	Cincinnati	Folsom, Calif.	UFA (GB) -'24
97	Gaziano, Joe	DE	6-4	280	9/27/1996	5	Northwestern	Scituate, Mass.	FA-'24
73	Hance, Blake	OL	6-5	310	1/11/1996	6	Northwestern	Jacksonville, Ill.	FA-'23
36	Jackson, Jalen	RB	5-9	216	6/26/2000	R	Villanova	Richmond, Va.	UDFA-'24
35	Jackson, Matthew	S	6-1	209	11/9/1998	R	Eastern Kentucky	Nashville, Tenn.	FA-'24
64	Jones, Steven	OL	6-5	342	9/6/2000	R	Oregon	Temecula, Calif.	UDFA-'24
34	McPhearson, Zechariah	CB	5-11	191	3/21/1998	3	Texas Tech	Upper Marlboro, MD	FA-'24
55	Muse, Tanner	LB	6-2	227	9/6/1996	4	Clemson	Belmont, N.C.	FA-'24
84	Rees-Zammit, Louis	WR	6-2	209	2/2/2001	R	Penarth, Wales	Penarth, Wales	FA-'24
18	Rhys Plumlee, John	QB	6-0	200	1/2/2001	R	Central Florida	Hattiesburg, MS	FA-'24
86	Trammell, Austin	WR	5-10	185	7/4/1998	4	Rice	Spring, Texas	FA-'24

## Injured Reserve (4)

3	Campbell, Tyson	CB	6-1	195	3/17/2000	4	Georgia	Miramar, Fla.	D2-'21
47	Dixon, De'Shaan	DE	6-4	247	12/16/1998	3	Norfolk State	Chesapeake, Va.	FA-'23
88	Murtagh, Patrick	TE	6-6	250	2/11/2000	R	International Pathway Program	Gold Coast, QLD.	FA-'24
86	White Jr., David	WR	6-2	201	7/18/2000	R	Western Carolina	Jacksonville, Fla.	UDFA-'24

## Injured Reserve - Designated For Return (2)

31	Robinson, Keilan	RB	5-8	191	2/16/2000	R	Texas	Washington, D.C.	D5-'24
42	Wingard, Andrew	S	6-0	200	12/5/1996	6	Wyoming	Arvada, Colo.	FA-'19

## Reserve/League Susp. (1)

29	Gipson Sr., Tashaun	S	5-11	212	8/7/1990	13	Wyoming	Dallas, Texas	FA-'24
----	---------------------	---	------	-----	----------	----	---------	---------------	--------



# NUMERICAL ROSTER

NO.	NAME	POS	HT	WT	DOB	AGE	EXP	COLLEGE	HOMETOWN	HOW ACQ
0	Davis, Gabe	WR	6-2	225	3/1/99	25	5	Central Florida	Sanford, FL	UFA (BUF) - '24
1	Etienne Jr., Travis	RB	5-10	215	1/26/99	25	4	Clemson	Jennings, La.	D1-'21
2	Johnson, D'Ernest	RB	5-10	208	2/27/96	28	6	South Florida	Immokalee, Fla.	UFA (CLE) - '23
4	Bigsby, Tank	RB	5-11	215	8/30/02	22	2	Auburn	LaGrange, Ga.	D3-'23
5	Cisco, Andre	S	6-0	210	3/23/00	24	4	Syracuse	Queens, N.Y.	D3-'21
6	Savage, Darnell	S	5-11	198	7/30/97	27	6	Maryland	Bear, Del.	UFA (GB) -'24
7	Thomas Jr., Brian	WR	6-2	209	10/8/02	21	R	LSU	Walker, La.	D1-'24
9	Cooke, Logan	P	6-5	230	7/28/95	29	7	Mississippi State	Darbus, Miss.	D7b-'18
10	Jones, Mac	QB	6-3	220	9/5/98	26	4	Alabama	Jacksonville, Fla.	T (N.E.)-'24
11	Washington, Parker	WR	5-10	204	3/21/02	22	2	Penn State	Sugar Land, Texas	D6-'23
12	Duvernay, Devin	WR	5-11	202	9/12/97	27	5	Texas	Sachse, Texas	UFA (BAL) - '24
13	Kirk, Christian	WR	5-11	200	11/16/96	27	7	Texas A&M	Scottsdale, Ariz.	UFA (ARZ)-'22
15	Jones, Tim	WR	6-1	200	5/15/98	26	4	Southern Mississippi	Biloxi, Miss.	FA-'21
16	Lawrence, Trevor	QB	6-6	220	10/6/99	24	4	Clemson	Cartersville, Ga.	D1-'21
17	Engram, Evan	TE	6-3	240	9/2/94	30	8	Mississippi	Powder Springs, Ga.	UFA (NYG)-'22
20	Thomas, Daniel	S	5-10	215	7/1/98	26	5	Auburn	Montgomery, Ala.	D5a-'20
22	Jones, Jarrian	CB	5-11	190	5/8/01	23	R	Florida State	Magee, Miss.	D3-'24
23	Oluokun, Foyesade	LB	6-2	230	8/2/95	29	7	Yale	St. Louis, Mo.	UFA (ATL)-'22
24	Prince, De'Antre	CB	6-0	183	10/12/00	23	R	Mississippi	Charleston, Miss.	D5-'24
25	Darby, Ronald	CB	5-11	193	1/2/94	30	10	Florida State	Oxon Hill, MD	UFA (BAL) - '24
26	Johnson, Antonio	S	6-2	198	10/29/01	22	2	Texas A&M	East St. Louis, Ill.	D5-'23
30	Brown, Montaric	CB	6-0	190	8/24/99	25	3	Arkansas	Ashdown, Ark.	D7-'22
33	Lloyd, Devin	LB	6-3	235	9/30/98	25	3	Utah	Chula Vista, Calif.	D1-'22
37	Flowers, Tre	CB	6-3	200	6/2/95	29	7	Oklahoma State	Converse, Texas	FA-'24
39	Little, Cam	K	6-1	172	8/17/03	21	R	Arkansas	Moore, Okla.	D6-'24
41	Hines-Allen, Josh	DE	6-5	255	7/13/97	27	6	Kentucky	Montclair, N.J.	D1-'19
44	Walker, Travon	DE	6-5	272	12/18/00	23	3	Georgia	Thomaston, Ga.	D1-'22
46	Maticcik, Ross	LS	6-0	240	9/13/96	28	5	Baylor	McKinney, Texas	FA-'20
48	Muma, Chad	LB	6-3	239	8/18/99	25	3	Wyoming	Lone Tree, Colo.	D3-'22
51	Miller, Ventrell	LB	6-0	232	1/15/99	25	2	Florida	Lakeland, Fla.	D4-'23
52	Hamilton, DaVon	DT	6-4	335	2/1/97	27	5	Ohio State	Pickerington, Ohio	D3-'20
56	Abdullah, Yasir	LB	6-1	240	4/12/00	24	2	Louisville	Miramar, Fla.	D5-'23
57	Johnson, Caleb	LB	6-2	220	7/28/98	26	4	Houston Baptist	Point Loma, Calif.	W (CHI)-'22
59	Cole, Myles	DE	6-6	278	4/29/00	24	R	Texas Tech	Shreveport, La.	D7-'24
62	Foster, Javon	OL	6-5	313	3/31/00	24	R	Missouri	Detroit, Mich.	D4-'24
65	Morse, Mitch	OL	6-6	305	4/21/92	32	10	Missouri	Austin, TX	FA-'24
68	Scherff, Brandon	OL	6-5	315	12/26/91	32	10	Iowa	Denison, Iowa	UFA (WAS)-'22
70	Van Lanen, Cole	OL	6-5	312	4/23/98	26	4	Wisconsin	Green Bay, Wis.	T (G.B.)-'22
72	Little, Walker	OL	6-7	325	4/1/99	25	4	Stanford	Houston, Texas	D2-'21
74	Robinson, Cam	OL	6-6	335	10/9/95	28	8	Alabama	West Monroe, La.	D2-'17
75	Hodges, Cooper	OL	6-4	305	7/13/00	24	2	Appalachian State	Glen St. Mary, Fla.	D7-'23
76	Cleveland, Ezra	OL	6-6	312	5/8/98	26	5	Boise State	Spanaway, Wash.	T (MIN)-'23
77	Harrison, Anton	OL	6-4	315	2/2/02	22	2	Oklahoma	Washington, D.C.	D1-'23
79	Fortner, Luke	OL	6-4	307	5/15/98	26	3	Kentucky	Sylvania, Ohio	D3-'22
85	Strange, Brenton	TE	6-4	253	12/27/00	23	2	Penn State	Parkersburg, W. Va.	D2-'23
89	Farrell, Luke	TE	6-5	250	10/14/97	26	4	Ohio State	Perry, Ohio	D5-'21
90	Atomewo, Ezezi	DT	6-5	282	3/9/99	25	3	Minnesota	Indianapolis, Ind.	FA-'23
91	Armstead, Arik	DE	6-7	290	11/15/93	30	10	Oregon	Elk Grove, CA	UFA (S.F.) -'24
93	Lacy, Tyler	DT	6-4	279	11/10/99	24	2	Oklahoma State	Sachse, Texas	D4-'23
94	Smith, Maason	DT	6-5	306	10/13/02	21	R	LSU	Houma, La.	D2-'24
95	Robertson-Harris, Roy	DT	6-5	290	7/23/93	31	8	Texas-El Paso	Oakland, Calif.	UFA (CHI)-'21
98	Jefferson, Jordan	DT	6-2	316	9/24/01	22	R	LSU	Navarre, Fla.	D4-'24
99	Ledbetter, Jeremiah	DT	6-3	299	5/29/94	30	8	Arkansas	Gainesville, Ga.	FA-'21
<b>Practice Squad (17)</b>										
14	Cooks, Elijah	WR	6-4	215	10/13/98	25	2	San Jose State	Atascadero, Calif.	FA-'23
18	Rhys Plumlee, John	QB	6-0	200	1/2/01	23	R	Central Florida	Hattiesburg, MS	FA-'24
19	Cephus, Joshua	WR	6-2	193	3/5/01	23	R	Texas at San Antonio	Spring, Texas	UDFA-'24
21	Braswell, Christian	CB	5-11	185	9/27/99	24	2	Rutgers	Washington, D.C.	D6-'23
34	McPhearson, Zechariah	CB	5-11	191	3/21/98	26	3	Texas Tech	Upper Marlboro, MD	FA-'24
35	Jackson, Matthew	S	6-1	209	11/9/98	25	R	Eastern Kentucky	Nashville, Tenn.	FA-'24
36	Jackson, Jalen	RB	5-9	216	6/26/00	24	R	Villanova	Richmond, Va.	UDFA-'24
45	Chachere, Andre	S	6-0	197	2/10/96	28	6	San Jose State	Fresno, CA	FA-'24
49	Bowman, Shawn	TE	6-4	249	5/16/00	24	R	Rutgers	Bear, Del.	UDFA-'24
54	Coleman, D.J.	DE	6-5	263	9/22/98	25	2	Missouri	Atlanta, Ga.	FA-'24
55	Muse, Tanner	LB	6-2	227	9/6/96	28	4	Clemson	Belmont, N.C.	FA-'24
64	Jones, Steven	OL	6-5	342	9/6/00	24	R	Oregon	Temecula, Calif.	UDFA-'24
73	Hance, Blake	OL	6-5	310	1/11/96	28	6	Northwestern	Jacksonville, Ill.	FA-'23
81	Deguara, Josiah	TE	6-2	238	2/14/97	27	5	Cincinnati	Folsom, Calif.	UFA (GB) -'24
84	Rees-Zammit, Louis	WR	6-2	209	2/2/01	23	R	International Pathway Program	Penarth, Wales	FA-'24
86	Trammell, Austin	WR	5-10	185	7/4/98	26	4	Rice	Spring, Texas	FA-'24
97	Gaziano, Joe	DE	6-4	280	9/27/96	27	5	Northwestern	Scituate, Mass.	FA-'24
<b>Injured Reserve (4)</b>										
3	Campbell, Tyson	CB	6-1	195	3/17/00	24	4	Georgia	Miramar, Fla.	D2-'21
47	Dixon, De'Shaan	DE	6-4	247	12/16/98	25	3	Norfolk State	Chesapeake, Va.	FA-'23
86	White Jr., David	WR	6-2	201	7/18/00	24	R	Western Carolina	Jacksonville, Fla.	UDFA-'24
88	Murtagh, Patrick	TE	6-6	250	2/11/00	24	R	International Pathway Program	Gold Coast, QLD.	FA-'24
<b>Injured Reserve - Designated For Return (2)</b>										
31	Robinson, Keilan	RB	5-8	191	2/16/00	24	R	Texas	Washington, D.C.	D5-'24
42	Wingard, Andrew	S	6-0	200	12/5/96	27	6	Wyoming	Arvada, Colo.	FA-'19
<b>Reserve/League Susp. (1)</b>										
29	Gipson Sr., Tashaun	S	5-11	212	8/7/90	34	13	Wyoming	Dallas, Texas	FA-'24





# DEPTH CHART

(As of September 17, 2024)

## OFFENSE

<b>WR</b>	0 Gabe Davis		
<b>LT</b>	74 Cam Robinson	72 Walker Little	62 <u>Javon Foster</u>
<b>LG</b>	76 Ezra Cleveland		
<b>C</b>	65 Mitch Morse	79 Luke Fortner	
<b>RG</b>	68 Brandon Scherff	75 Cooper Hodges	
<b>RT</b>	77 Anton Harrison	70 Cole Van Lanen	
<b>TE</b>	17 Evan Engram		
<b>TE</b>	89 Luke Farrell	85 Brenton Strange	
<b>QB</b>	16 Trevor Lawrence	10 Mac Jones	
<b>RB</b>	1 Travis Etienne Jr.	4 Tank Bigsby	2 D'Ernest Johnson
<b>WR</b>	13 Christian Kirk	11 Parker Washington	12 Devin Duvernay
<b>WR</b>	7 <u>Brian Thomas Jr.</u>	15 Tim Jones	

## DEFENSE

<b>NT</b>	52 DaVon Hamilton	99 Jeremiah Ledbetter	-or- 93 Tyler Lacy	98 <u>Jordan Jefferson</u>
<b>DT</b>	91 Arik Armstead	95 Roy Robertson-Harris	90 Ezezi Otomewo	94 <u>Maason Smith</u>
<b>DE</b>	41 Josh Hines-Allen			
<b>DE</b>	44 Travon Walker	59 <u>Myles Cole</u>		
<b>MIKE</b>	23 Foyesade Oluokun	51 Ventrell Miller		
<b>WILL</b>	48 Chad Muma	-or- 33 Devin Lloyd	57 Caleb Johnson	
<b>SAM</b>	48 Chad Muma	-or- 56 Yasir Abdullah		
<b>CB</b>	25 Ronald Darby	22 <u>Jarrian Jones</u>		
<b>CB</b>	30 Montaric Brown	24 <u>De'Antre Prince</u>	37 Tre Flowers	
<b>S</b>	5 Andre Cisco	26 Antonio Johnson	20 Daniel Thomas	
<b>S</b>	6 Darnell Savage			

## SPECIALISTS

<b>K</b>	39 <u>Cam Little</u>	
<b>H</b>	9 Logan Cooke	
<b>LS</b>	46 Ross Maticcik	
<b>P</b>	9 Logan Cooke	
<b>PR</b>	12 Devin Duvernay	11 Parker Washington
<b>KR</b>	12 Devin Duvernay	4 Tank Bigsby

## PRONUNCIATION GUIDE

Yasir Abdullah	YA-seer	Ross Maticcik	MATTA-sick
Devin Duvernay	D00-ver-nay	Chad Muma	M00-ma
Travis Etienne Jr.	ETN	Foyesade Oluokun	Foy-eh-sa-day oh-LOU-a-kin
Luke Farrell	FAIR-ull	Ezezi Otomewo	eh-SAY-zee oh-TOE-may-woh
Javon Foster	juh-von	Brandon Scherff	SCHER-eff
DaVon Hamilton	DUH-von	Travon Walker	TRAY-von



# POSITIONAL ROSTER

NO.	NAME	POS.	HT.	WT.	AGE	EXP.	COLLEGE	HOMETOWN	HOW ACQ.
<b>QUARTERBACKS (2)</b>									
10	Jones, Mac	QB	6-3	220	26	4	Alabama	Jacksonville, Fla.	T (N.E.)-'24
16	Lawrence, Trevor	QB	6-6	220	24	4	Clemson	Cartersville, Ga.	D1-'21
<b>RUNNING BACKS (3)</b>									
1	Etienne Jr., Travis	RB	5-10	215	25	4	Clemson	Jennings, La.	D1-'21
2	Johnson, D'Ernest	RB	5-10	208	28	6	South Florida	Immokalee, Fla.	UFA (CLE) - '23
4	Bigsby, Tank	RB	5-11	215	22	2	Auburn	LaGrange, Ga.	D3-'23
<b>WIDE RECEIVERS (6)</b>									
0	Davis, Gabe	WR	6-2	225	25	5	Central Florida	Sanford, FL	UFA (BUF) - '24
7	Thomas Jr., Brian	WR	6-2	209	21	R	LSU	Walker, La.	D1-'24
11	Washington, Parker	WR	5-10	204	22	2	Penn State	Sugar Land, Texas	D6-'23
12	Duvernay, Devin	WR	5-11	202	27	5	Texas	Sachse, Texas	UFA (BAL) - '24
13	Kirk, Christian	WR	5-11	200	27	7	Texas A&M	Scottsdale, Ariz.	UFA (ARZ)-'22
15	Jones, Tim	WR	6-1	200	26	4	Southern Mississippi	Biloxi, Miss.	FA-'21
<b>TIGHT ENDS (3)</b>									
17	Engram, Evan	TE	6-3	240	30	8	Mississippi	Powder Springs, Ga.	UFA (NYG)-'22
85	Strange, Brenton	TE	6-4	253	23	2	Penn State	Parkersburg, W. Va.	D2-'23
89	Farrell, Luke	TE	6-5	250	26	4	Ohio State	Perry, Ohio	D5-'21
<b>OFFENSIVE LINE (10)</b>									
62	Foster, Javon	OL	6-5	313	24	R	Missouri	Detroit, Mich.	D4-'24
65	Morse, Mitch	OL	6-6	305	32	10	Missouri	Austin, TX	FA-24
68	Scherff, Brandon	OL	6-5	315	32	10	Iowa	Denison, Iowa	UFA (WAS)-'22
70	Van Lanen, Cole	OL	6-5	312	26	4	Wisconsin	Green Bay, Wis.	T (G.B.)-'22
72	Little, Walker	OL	6-7	325	25	4	Stanford	Houston, Texas	D2-'21
74	Robinson, Cam	OL	6-6	335	28	8	Alabama	West Monroe, La.	D2-'17
75	Hodges, Cooper	OL	6-4	305	24	2	Appalachian State	Glen St. Mary, Fla.	D7-'23
76	Cleveland, Ezra	OL	6-6	312	26	5	Boise State	Spanaway, Wash.	T (MIN)-'23
77	Harrison, Anton	OL	6-4	315	22	2	Oklahoma	Washington, D.C.	D1-'23
79	Fortner, Luke	OL	6-4	307	26	3	Kentucky	Sylvania, Ohio	D3-'22
<b>LINEBACKERS (6)</b>									
23	Oluokun, Foyesade	LB	6-2	230	29	7	Yale	St. Louis, Mo.	UFA (ATL)-'22
33	Lloyd, Devin	LB	6-3	235	25	3	Utah	Chula Vista, Calif.	D1-'22
48	Muma, Chad	LB	6-3	239	25	3	Wyoming	Lone Tree, Colo.	D3-'22
51	Miller, Ventrell	LB	6-0	232	25	2	Florida	Lakeland, Fla.	D4-'23
56	Abdullah, Yasir	LB	6-1	240	24	2	Louisville	Miramar, Fla.	D5-'23
57	Johnson, Caleb	LB	6-2	220	26	4	Houston Baptist	Point Loma, Calif.	W (CHI)-'22
<b>DEFENSIVE BACKS (9)</b>									
5	Cisco, Andre	S	6-0	210	24	4	Syracuse	Queens, N.Y.	D3-'21
6	Savage, Darnell	S	5-11	198	27	6	Maryland	Bear, Del.	UFA (GB) -'24
20	Thomas, Daniel	S	5-10	215	26	5	Auburn	Montgomery, Ala.	D5a-'20
22	Jones, Jarrian	CB	5-11	190	23	R	Florida State	Magee, Miss.	D3-'24
24	Prince, De'Antre	CB	6-0	183	23	R	Mississippi	Charleston, Miss.	D5-'24
25	Darby, Ronald	CB	5-11	193	30	10	Florida State	Oxon Hill, MD	UFA (BAL) - '24
26	Johnson, Antonio	S	6-2	198	22	2	Texas A&M	East St. Louis, Ill.	D5-'23
30	Brown, Montaric	CB	6-0	190	25	3	Arkansas	Ashdown, Ark.	D7-'22
37	Flowers, Tre	CB	6-3	200	29	7	Oklahoma State	Converse, Texas	FA-'24
<b>DEFENSIVE LINE (11)</b>									
41	Hines-Allen, Josh	DE	6-5	255	27	6	Kentucky	Montclair, N.J.	D1-'19
44	Walker, Travon	DE	6-5	272	23	3	Georgia	Thomaston, Ga.	D1-'22
52	Hamilton, DaVon	DT	6-4	335	27	5	Ohio State	Pickerington, Ohio	D3-'20
59	Cole, Myles	DE	6-6	278	24	R	Texas Tech	Shreveport, La.	D7-'24
90	Otomewo, Ezezi	DT	6-5	282	25	3	Minnesota	Indianapolis, Ind.	FA-'23





# POSITIONAL ROSTER

91	Armstead, Arik	DE	6-7	290	30	10	Oregon	Elk Grove, CA	UFA (S.F.) -'24
93	Lacy, Tyler	DT	6-4	279	24	2	Oklahoma State	Sachse, Texas	D4-'23
94	Smith, Maason	DT	6-5	306	21	R	LSU	Houma, La.	D2-'24
95	Robertson-Harris, Roy	DT	6-5	290	31	8	Texas-El Paso	Oakland, Calif.	UFA (CHI)-'21
98	Jefferson, Jordan	DT	6-2	316	22	R	LSU	Navarre, Fla.	D4-'24
99	Ledbetter, Jeremiah	DT	6-3	299	30	8	Arkansas	Gainesville, Ga.	FA-'21

## SPECIALISTS (3)

9	Cooke, Logan	P	6-5	230	29	7	Mississippi State	Darbin, Miss.	D7b-'18
39	Little, Cam	K	6-1	172	21	R	Arkansas	Moore, Okla.	D6-'24
46	Maticcik, Ross	LS	6-0	240	28	5	Baylor	McKinney, Texas	FA-'20



# HOW BUILT

YEAR	DRAFTEES (32)	FREE AGENTS (12)	COLLEGE FREE AGENTS (2)	TRADES/WAIVERS (4)	PRACTICE SQUAD (1)	SUP. DRAFT (0)
2017	OL Cam Robinson (2)					
2018	P Logan Cooke (7)					
2019	DE Josh Hines-Allen (1)					
2020	DT DaVon Hamilton (3) S Daniel Thomas (5)		LS Ross Maticcik (FA-'20)			
2021	RB Travis Etienne Jr. (1) QB Trevor Lawrence (1) OL Walker Little (2) S Andre Cisco (3) TE Luke Farrell (5)	DT Jeremiah Ledbetter (FA-'21) DT Roy Robertson-Harris (UFA CHI -'21)	WR Tim Jones (FA-'21)			
2022	DE Travon Walker (1) LB Devin Lloyd (1b) OL Luke Fortner (3) LB Chad Muma (3) CB Montaric Brown (7)	TE Evan Engram (UFA NYG -'22) WR Christian Kirk (UFA ARZ -'22) LB Foyesade Oluokun (UFA ATL -'22) OL Brandon Scherff (UFA WAS -'22)		LB Caleb Johnson (W CHI -'22) OL Cole Van Lanen (T G.B. -'22)		
2023	OL Anton Harrison (1) TE Brenton Strange (2) RB Tank Bigsby (3) DT Tyler Lacy (4) LB Ventrell Miller (4) LB Yasir Abdullah (5) S Antonio Johnson (5) WR Parker Washington (6) OL Cooper Hodges (7)			OL Ezra Cleveland (T MIN -'23)	DT Ezezi Otomewo (FA-'23)	
2024	WR Brian Thomas Jr. (1) DT Maason Smith (2) CB Jarrian Jones (3) OL Javon Foster (4) DT Jordan Jefferson (4) CB De'Antre Prince (5) K Cam Little (6) DE Myles Cole (7)	DE Arik Armstead (UFA S.F. -'24) CB Ronald Darby (UFA BAL - '24) WR Devin Duvernay (UFA BAL - '24) CB Tre Flowers (FA-'24) OL Mitch Morse (FA-'24) S Darnell Savage (UFA GB -'24)		QB Mac Jones (T N.E. -'24)		





# PLAYER PARTICIPATION

2024 REGULAR SEASON JACKSONVILLE JAGUARS PLAYER PARTICIPATION																							
PLAYERS	AT MIA	CLE	9/8	9/15	9/23	9/29	10/6	10/13	10/20	10/27	11/3	11/10	11/17	12/1	12/8	12/15	12/22	12/29	1/5	GP	GS	DNP	IN
Yasir Abdullah	P	LB	-	-	-	-	-	-	-	-	-	-	-	-	-	-	-	-	-	2	1	0	0
Arik Armstead	P	P	-	-	-	-	-	-	-	-	-	-	-	-	-	-	-	-	-	2	0	0	0
Tank Bigsby	P	P	-	-	-	-	-	-	-	-	-	-	-	-	-	-	-	-	-	2	0	0	0
Shawn Bowman	PS	PS	-	-	-	-	-	-	-	-	-	-	-	-	-	-	-	-	-	0	0	0	0
Christian Braswell	PS	P	-	-	-	-	-	-	-	-	-	-	-	-	-	-	-	-	-	1	0	0	0
Montaric Brown	P	CB	-	-	-	-	-	-	-	-	-	-	-	-	-	-	-	-	-	2	1	0	0
Tyson Campbell	CB	IR	-	-	-	-	-	-	-	-	-	-	-	-	-	-	-	-	-	1	1	0	0
Joshua Cephus	PS	PS	-	-	-	-	-	-	-	-	-	-	-	-	-	-	-	-	-	0	0	0	0
Andre Cisco	S	S	-	-	-	-	-	-	-	-	-	-	-	-	-	-	-	-	-	2	2	0	0
Ezra Cleveland	LG	LG	-	-	-	-	-	-	-	-	-	-	-	-	-	-	-	-	-	2	2	0	0
D.J. Coleman	PS	PS	-	-	-	-	-	-	-	-	-	-	-	-	-	-	-	-	-	0	0	0	0
Myles Cole	P	P	-	-	-	-	-	-	-	-	-	-	-	-	-	-	-	-	-	2	0	0	0
Logan Cooke	P	P	-	-	-	-	-	-	-	-	-	-	-	-	-	-	-	-	-	2	0	0	0
Elijah Cooks	PS	PS	-	-	-	-	-	-	-	-	-	-	-	-	-	-	-	-	-	0	0	0	0
Ronald Darby	CB	CB	-	-	-	-	-	-	-	-	-	-	-	-	-	-	-	-	-	2	2	0	0
Gabe Davis	WR	WR	-	-	-	-	-	-	-	-	-	-	-	-	-	-	-	-	-	2	2	0	0
Josiah Deguara	PS	PS	-	-	-	-	-	-	-	-	-	-	-	-	-	-	-	-	-	0	0	0	0
De'Shaan Dixon	IR	IR	-	-	-	-	-	-	-	-	-	-	-	-	-	-	-	-	-	0	0	0	0
Devin Duvernay	P	P	-	-	-	-	-	-	-	-	-	-	-	-	-	-	-	-	-	2	0	0	0
Evan Engram	TE	X	-	-	-	-	-	-	-	-	-	-	-	-	-	-	-	-	-	1	1	1	0
Travis Etienne Jr.	RB	RB	-	-	-	-	-	-	-	-	-	-	-	-	-	-	-	-	-	2	2	0	0
Luke Farrell	TE	P	-	-	-	-	-	-	-	-	-	-	-	-	-	-	-	-	-	2	1	0	0
Tre Flowers	PS	P	-	-	-	-	-	-	-	-	-	-	-	-	-	-	-	-	-	1	0	0	0
Luke Fortner	P	P	-	-	-	-	-	-	-	-	-	-	-	-	-	-	-	-	-	2	0	0	0
Javon Foster	N	N	-	-	-	-	-	-	-	-	-	-	-	-	-	-	-	-	-	0	0	0	2
Joe Gaziano	PS	PS	-	-	-	-	-	-	-	-	-	-	-	-	-	-	-	-	-	0	0	0	0
Tashaun Gipson Sr.	R/SUS	R/SUS	-	-	-	-	-	-	-	-	-	-	-	-	-	-	-	-	-	0	0	0	0
DaVon Hamilton	DT	P	-	-	-	-	-	-	-	-	-	-	-	-	-	-	-	-	-	2	1	0	0
Blake Hance	PS	PS	-	-	-	-	-	-	-	-	-	-	-	-	-	-	-	-	-	0	0	0	0
Anton Harrison	RT	RT	-	-	-	-	-	-	-	-	-	-	-	-	-	-	-	-	-	2	2	0	0
Josh Hines-Allen	DE	DE	-	-	-	-	-	-	-	-	-	-	-	-	-	-	-	-	-	2	2	0	0
Cooper Hodges	P	P	-	-	-	-	-	-	-	-	-	-	-	-	-	-	-	-	-	2	0	0	0
Jalen Jackson	PS	PS	-	-	-	-	-	-	-	-	-	-	-	-	-	-	-	-	-	0	0	0	0
Matthew Jackson	PS	PS	-	-	-	-	-	-	-	-	-	-	-	-	-	-	-	-	-	0	0	0	0
Jordan Jefferson	N	N	-	-	-	-	-	-	-	-	-	-	-	-	-	-	-	-	-	0	0	0	2
Antonio Johnson	S	S	-	-	-	-	-	-	-	-	-	-	-	-	-	-	-	-	-	2	2	0	0
Caleb Johnson	P	P	-	-	-	-	-	-	-	-	-	-	-	-	-	-	-	-	-	2	0	0	0
D'Ernest Johnson	P	P	-	-	-	-	-	-	-	-	-	-	-	-	-	-	-	-	-	2	0	0	0
Jarrian Jones	P	P	-	-	-	-	-	-	-	-	-	-	-	-	-	-	-	-	-	2	0	0	0
Mac Jones	X	X	-	-	-	-	-	-	-	-	-	-	-	-	-	-	-	-	-	0	0	2	0
Steven Jones	PS	PS	-	-	-	-	-	-	-	-	-	-	-	-	-	-	-	-	-	0	0	0	0
Tim Jones	P	P	-	-	-	-	-	-	-	-	-	-	-	-	-	-	-	-	-	2	0	0	0
Christian Kirk	WR	WR	-	-	-	-	-	-	-	-	-	-	-	-	-	-	-	-	-	2	2	0	0
Tyler Lacy	P	N	-	-	-	-	-	-	-	-	-	-	-	-	-	-	-	-	-	1	0	0	1
Trevor Lawrence	QB	QB	-	-	-	-	-	-	-	-	-	-	-	-	-	-	-	-	-	2	2	0	0
Jeremiah Ledbetter	N	DT	-	-	-	-	-	-	-	-	-	-	-	-	-	-	-	-	-	1	1	0	1
Cam Little	P	P	-	-	-	-	-	-	-	-	-	-	-	-	-	-	-	-	-	2	0	0	0
Walker Little	P	P	-	-	-	-	-	-	-	-	-	-	-	-	-	-	-	-	-	2	0	0	0
Devin Lloyd	LB	LB	-	-	-	-	-	-	-	-	-	-	-	-	-	-	-	-	-	2	2	0	0
Ross Maticcik	P	P	-	-	-	-	-	-	-	-	-	-	-	-	-	-	-	-	-	2	0	0	0
Zechariah McPhearson	^	PS	-	-	-	-	-	-	-	-	-	-	-	-	-	-	-	-	-	0	0	0	0
Ventrell Miller	P	P	-	-	-	-	-	-	-	-	-	-	-	-	-	-	-	-	-	2	0	0	0
Mitch Morse	C	C	-	-	-	-	-	-	-	-	-	-	-	-	-	-	-	-	-	2	2	0	0
Chad Muma	P	P	-	-	-	-	-	-	-	-	-	-	-	-	-	-	-	-	-	2	0	0	0
Patrick Murtagh	IR	IR	-	-	-	-	-	-	-	-	-	-	-	-	-	-	-	-	-	0	0	0	0
Tanner Muse	PS	PS	-	-	-	-	-	-	-	-	-	-	-	-	-	-	-	-	-	0	0	0	0
Foyesade Oluokun	MIKE	MIKE	-	-	-	-	-	-	-	-	-	-	-	-	-	-	-	-	-	2	2	0	0
Esezi Otomewo	N	P	-	-	-	-	-	-	-	-	-	-	-	-	-	-	-	-	-	1	0	0	1
De'Antre Prince	X	P	-	-	-	-	-	-	-	-	-	-	-	-	-	-	-	-	-	1	0	1	0
John Rhys Plumlee	PS	PS	-	-	-	-	-	-	-	-	-	-	-	-	-	-	-	-	-	0	0	0	0
Roy Robertson-Harris	DT	DT	-	-	-	-	-	-	-	-	-	-	-	-	-	-	-	-	-	2	2	0	0
Cam Robinson	LT	LT	-	-	-	-	-	-	-	-	-	-	-	-	-	-	-	-	-	2	2	0	0
Keilan Robinson	IRD	IRD	-	-	-	-	-	-	-	-	-	-	-	-	-	-	-	-	-	0	0	0	0
Darnell Savage	S	N	-	-	-	-	-	-	-	-	-	-	-	-	-	-	-	-	-	1	1	0	1
Brandon Scherff	RG	RG	-	-	-	-	-	-	-	-	-	-	-	-	-	-	-	-	-	2	2	0	0
Maason Smith	P	N	-	-	-	-	-	-	-	-	-	-	-	-	-	-	-	-	-	1	0	0	1
Brenton Strange	P	TE	-	-	-	-	-	-	-	-	-	-	-	-	-	-	-	-	-	2	1	0	0
Brian Thomas Jr.	P	WR	-	-	-	-	-	-	-	-	-	-	-	-	-	-	-	-	-	2	1	0	0
Daniel Thomas	N	P	-	-	-	-	-	-	-	-	-	-	-	-	-	-	-	-	-	1	0	0	1
Austin Trammell	PS	PS	-	-	-	-	-	-	-	-	-	-	-	-	-	-	-	-	-	0	0	0	0
Cole Van Lanen	N	N	-	-	-	-	-	-	-	-	-	-	-	-	-	-	-	-	-	0	0	0	2
Travon Walker	DE	DE	-	-	-	-	-	-	-	-	-	-	-	-	-	-	-	-	-	2	2	0	0
Parker Washington	P	P	-	-	-	-	-	-	-	-	-	-	-	-	-	-	-	-	-	2	0	0	0
David White Jr.	IR	IR	-	-	-	-	-	-	-	-	-	-	-	-	-	-	-	-	-	0	0	0	0
Andrew Wingard	IRD	IRD	-	-	-	-	-	-	-	-	-	-	-	-	-	-	-	-	-	0	0	0	0

**LEGEND:**  
 CAPS=Starter, P=Player was a substitution, N=On Inactive List, X=Did Not Play (Non-injury), PS=Practice Squad, NOT=Not on Roster, IR=Injured Reserve, IRD=Injured Reserve - Designated For Return, R/SUS=Reserve/League Susp., ^=With Other Team



# GAME-BY-GAME STARTERS

2024 REGULAR SEASON													
OFFENSE													
DATE	OPPONENT	WR	WR	LT	LG	C	RG	RT	TE	TE	QB	RB	WR
9/8	at Miami	Gabe Davis	Christian Kirk	Cam Robinson	Ezra Cleveland	Mitch Morse	Brandon Scherff	Anton Harrison	Luke Farrell	Evan Engram	Trevor Lawrence	Travis Etienne Jr.	--
9/15	Cleveland	Gabe Davis	Christian Kirk	Cam Robinson	Ezra Cleveland	Mitch Morse	Brandon Scherff	Anton Harrison	Brenton Strange	--	Trevor Lawrence	Travis Etienne Jr.	<u>Brian Thomas Jr.</u>
9/23		--	--	--	--	--	--	--	--	--	--	--	--
9/29		--	--	--	--	--	--	--	--	--	--	--	--
10/6		--	--	--	--	--	--	--	--	--	--	--	--
10/13		--	--	--	--	--	--	--	--	--	--	--	--
10/20		--	--	--	--	--	--	--	--	--	--	--	--
10/27		--	--	--	--	--	--	--	--	--	--	--	--
11/3		--	--	--	--	--	--	--	--	--	--	--	--
11/10		--	--	--	--	--	--	--	--	--	--	--	--
11/17		--	--	--	--	--	--	--	--	--	--	--	--
12/1		--	--	--	--	--	--	--	--	--	--	--	--
12/8		--	--	--	--	--	--	--	--	--	--	--	--
12/15		--	--	--	--	--	--	--	--	--	--	--	--
12/22		--	--	--	--	--	--	--	--	--	--	--	--
12/29		--	--	--	--	--	--	--	--	--	--	--	--
1/5		--	--	--	--	--	--	--	--	--	--	--	--

2024 REGULAR SEASON													
DEFENSE													
DATE	OPPONENT	DT	DT	DE	DE	MIKE	LB	CB	CB	S	S	S	LB
9/8	at Miami	DaVon Hamilton	Roy Robertson-Harris	Josh Hines-Allen	Travon Walker	Foyesade Oluokun	Devin Lloyd	Ronald Darby	Tyson Campbell	Antonio Johnson	Andre Cisco	Darnell Savage	--
9/15	Cleveland	Jeremiah Ledbetter	Roy Robertson-Harris	Josh Hines-Allen	Travon Walker	Foyesade Oluokun	Devin Lloyd	Ronald Darby	Montaric Brown	Antonio Johnson	Andre Cisco	--	Yasir Abdullah
9/23		--	--	--	--	--	--	--	--	--	--	--	--
9/29		--	--	--	--	--	--	--	--	--	--	--	--
10/6		--	--	--	--	--	--	--	--	--	--	--	--
10/13		--	--	--	--	--	--	--	--	--	--	--	--
10/20		--	--	--	--	--	--	--	--	--	--	--	--
10/27		--	--	--	--	--	--	--	--	--	--	--	--
11/3		--	--	--	--	--	--	--	--	--	--	--	--
11/10		--	--	--	--	--	--	--	--	--	--	--	--
11/17		--	--	--	--	--	--	--	--	--	--	--	--
12/1		--	--	--	--	--	--	--	--	--	--	--	--
12/8		--	--	--	--	--	--	--	--	--	--	--	--
12/15		--	--	--	--	--	--	--	--	--	--	--	--
12/22		--	--	--	--	--	--	--	--	--	--	--	--
12/29		--	--	--	--	--	--	--	--	--	--	--	--
1/5		--	--	--	--	--	--	--	--	--	--	--	--

Rookies underlined.





# 2024 WEEK-BY-WEEK LEADERS

DATE	OPPONENT	SCORING		RUSHING YARDS		RECEPTIONS		RECEIVING YARDS		TACKLES		SOLO TACKLES		SACKS		INTERCEPTIONS		FORCED FUMBLES		RECOVERED FUMBLES		PASSING YARDS		CARRIES	
		PLAYER	NO.	PLAYER	NO.	PLAYER	NO.	PLAYER	NO.	PLAYER	NO.	PLAYER	NO.	PLAYER	NO.	PLAYER	NO.	PLAYER	NO.	PLAYER	NO.	PLAYER	NO.	PLAYER	NO.
09/08	at Dolphins	T. Etienne Jr. B. Thomas Jr.	6	T. Bigsby	73	B. Thomas Jr.	4	G. Davis	62	F. Oluokun	11	F. Oluokun	9	T. Walker	2.0	--	--	--	--	T. Lawrence	162	T. Etienne Jr. T. Bigsby	12	T. Etienne Jr. T. Bigsby	12
09/15	Browns	C. Little	7	T. Etienne Jr.	52	T. Etienne Jr. G. Davis B. Strange	3	B. Thomas Jr.	94	M. Brown	11	M. Brown	11	F. Oluokun J. Hines-Allen	1.0	--	--	D. Lloyd	1	--	--	T. Lawrence	220	T. Etienne Jr.	13
09/23	at Bills	--	--	--	--	--	--	--	--	--	--	--	--	--	--	--	--	--	--	--	--	--	--	--	
09/29	at Texans	--	--	--	--	--	--	--	--	--	--	--	--	--	--	--	--	--	--	--	--	--	--	--	
10/06	Colts	--	--	--	--	--	--	--	--	--	--	--	--	--	--	--	--	--	--	--	--	--	--	--	
10/13	at Bears	--	--	--	--	--	--	--	--	--	--	--	--	--	--	--	--	--	--	--	--	--	--	--	
10/20	Patriots	--	--	--	--	--	--	--	--	--	--	--	--	--	--	--	--	--	--	--	--	--	--	--	
10/27	Packers	--	--	--	--	--	--	--	--	--	--	--	--	--	--	--	--	--	--	--	--	--	--	--	
11/03	at Eagles	--	--	--	--	--	--	--	--	--	--	--	--	--	--	--	--	--	--	--	--	--	--	--	
11/10	Vikings	--	--	--	--	--	--	--	--	--	--	--	--	--	--	--	--	--	--	--	--	--	--	--	
11/17	at Lions	--	--	--	--	--	--	--	--	--	--	--	--	--	--	--	--	--	--	--	--	--	--	--	
12/01	Texans	--	--	--	--	--	--	--	--	--	--	--	--	--	--	--	--	--	--	--	--	--	--	--	
12/08	at Titans	--	--	--	--	--	--	--	--	--	--	--	--	--	--	--	--	--	--	--	--	--	--	--	
12/15	Jets	--	--	--	--	--	--	--	--	--	--	--	--	--	--	--	--	--	--	--	--	--	--	--	
12/22	at Raiders	--	--	--	--	--	--	--	--	--	--	--	--	--	--	--	--	--	--	--	--	--	--	--	
12/29	Titans	--	--	--	--	--	--	--	--	--	--	--	--	--	--	--	--	--	--	--	--	--	--	--	
01/05	at Colts	--	--	--	--	--	--	--	--	--	--	--	--	--	--	--	--	--	--	--	--	--	--	--	
<b>MOST TIMES LED (INCLUDING TIES)</b>		<b>T. ETIENNE JR. B. THOMAS JR. C. LITTLE</b>	<b>1</b>	<b>T. BIGSBY T. ETIENNE JR.</b>	<b>1</b>	<b>B. THOMAS JR. T. ETIENNE JR. G. DAVIS B. STRANGE</b>	<b>1</b>	<b>G. DAVIS B. THOMAS JR.</b>	<b>1</b>	<b>F. OLUOKUN M. BROWN</b>	<b>1</b>	<b>F. OLUOKUN M. BROWN</b>	<b>1</b>	<b>T. WALKER F. OLUOKUN J. HINES- ALLEN</b>	<b>1</b>	<b>--</b>	<b>--</b>	<b>D. LLOYD</b>	<b>1</b>	<b>--</b>	<b>--</b>	<b>T. LAWRENCE</b>	<b>2</b>	<b>T. ETIENNE JR.</b>	<b>2</b>



# 2024 DEFENSIVE STATS

POS.	PLAYER	TKL.	AST.	TOTAL	TFL	SACKS/YDS.	PR	FR	FF	INT./YDS.	PD
LB	F. Oluokun	12	7	19	3	1.0/9.0	1	0	0	0/0	1
LB	D. Lloyd	12	5	17	1	0.0/0.0	1	0	1	0/0	2
CB	M. Brown	13	1	14	2	0.0/0.0	0	0	0	0/0	0
S	A. Johnson	9	4	13	1	0.0/0.0	0	0	0	0/0	0
CB	R. Darby	6	2	8	2	0.0/0.0	0	0	0	0/0	2
S	A. Cisco	4	4	8	0	0.0/0.0	0	0	0	0/0	0
DE	T. Walker	3	5	8	1	2.0/14.0	3	0	0	0/0	0
DE	J. Hines-Allen	3	3	6	1	1.0/5.0	4	0	0	0/0	2
CB	J. Jones	3	1	4	0	0.0/0.0	0	0	0	0/0	0
LB	Y. Abdullah	3	0	3	0	0.0/0.0	0	0	0	0/0	0
DE	A. Armstead	3	0	3	1	1.0/5.0	1	0	0	0/0	0
CB	T. Campbell	3	0	3	1	0.0/0.0	0	0	0	0/0	0
DT	D. Hamilton	3	0	3	1	0.0/0.0	1	0	0	0/0	0
DT	R. Robertson-Harris	2	1	3	1	0.0/0.0	1	0	0	0/0	0
DT	J. Ledbetter	1	2	3	0	0.0/0.0	0	0	0	0/0	0
CB	T. Flowers	2	0	2	0	0.0/0.0	0	0	0	0/0	0
LB	C. Muma	0	2	2	0	0.0/0.0	0	0	0	0/0	0
DT	E. Otomewo	0	2	2	0	0.0/0.0	0	0	0	0/0	0
DE	M. Cole	1	0	1	0	0.0/0.0	0	0	0	0/0	0
LB	V. Miller	0	1	1	0	0.0/0.0	0	0	0	0/0	0
CB	D. Prince	0	1	1	0	0.0/0.0	0	0	0	0/0	0
S	D. Savage	0	0	0	0	0.0/0.0	0	0	0	0/0	2
<b>JAGUARS TOTALS</b>		<b>83</b>	<b>41</b>	<b>124</b>	<b>15</b>	<b>5.0/33.0</b>	<b>12</b>	<b>0</b>	<b>1</b>	<b>0/0</b>	<b>9</b>
<b>OPP. TOTALS</b>		<b>68</b>	<b>26</b>	<b>94</b>	<b>15</b>	<b>7.0/47.0</b>	<b>11</b>	<b>1</b>	<b>2</b>	<b>0/0</b>	<b>6</b>

Asst-Assist, TFL-Tackle for a Loss, PR-Pressures, Int-Interception, FR-Fumble Recovery, FF-Forced Fumble, PD=Pass Defense

2024 JAGUARS SPECIAL TEAMS				
POS.	PLAYER	TKL.	AST.	COMB.
LB	Miller, Ventrell	2	0	2
LB	Abdullah, Yasir	1	0	1
S	Cisco, Andre	1	0	1
TE	Farrell, Luke	1	0	1
LB	Johnson, Caleb	1	0	1
S	Thomas, Daniel	1	0	1
RB	Johnson, D'Ernest	0	1	1
LB	Muma, Chad	0	1	1
<b>TOTALS</b>		<b>7</b>	<b>2</b>	<b>9</b>

DEFENSIVE STATS BY RANK									
SACKS		INTERCEPTIONS		TACKLES FOR LOSS		PASSES DEFENSED		PRESSURES	
PLAYER	NO.	PLAYER	NO.	PLAYER	NO.	PLAYER	NO.	PLAYER	NO.
T. Walker	2.0			F. Oluokun	3	R. Darby	2	J. Hines-Allen	4
A. Armstead	1.0			M. Brown	2	J. Hines-Allen	2	T. Walker	3
J. Hines-Allen	1.0			R. Darby	2	D. Lloyd	2	A. Armstead	1
F. Oluokun	1.0			A. Armstead	1	D. Savage	2	D. Hamilton	1
				T. Campbell	1	F. Oluokun	1	D. Lloyd	1
				D. Hamilton	1			F. Oluokun	1
				J. Hines-Allen	1			R. Robertson-Harris	1
				A. Johnson	1				
				D. Lloyd	1				
				R. Robertson-Harris	1				
				T. Walker	1				





# 2024 BIG PLAYS

DATE	OPPONENT	RUSHES				RECEPTIONS				RETURNS			
		GAIN	PLAYER	QTR	DR RESULT	GAIN	PLAYER	QTR	DR RESULT	GAIN	PLAYER	QTR	DR RESULT
09/08	at Miami	17	Tank Bigsby	1	TD	20	Gabe Davis	1	TD				
		26	Tank Bigsby	3'	Fumble	30	Christian Kirk	2	TD				
		10	Travis Etienne Jr.	3'	Fumble	20	Gabe Davis	2	FG				
		11	Travis Etienne Jr.	4	Punt	22	Gabe Davis	3	Fumble				
09/15	Cleveland	20	Travis Etienne Jr.	2'	FG	26	Brenton Strange	3	Miss FG				
		33	Trevor Lawrence	2'	FG	66	Brian Thomas Jr.	3	TD				
		12	Travis Etienne Jr.	4	FG	30	Brenton Strange	4	FG				
		12	Trevor Lawrence	4	Game	22	Gabe Davis	4'	Game				
28	Brian Thomas Jr.	4	Game										
09/23	at Buffalo	--	--	--	--	--	--	--	--	--	--	--	
09/29	at Houston	--	--	--	--	--	--	--	--	--	--	--	
10/06	Indianapolis	--	--	--	--	--	--	--	--	--	--	--	
10/13	at Chicago	--	--	--	--	--	--	--	--	--	--	--	
10/20	New England	--	--	--	--	--	--	--	--	--	--	--	
10/27	Green Bay	--	--	--	--	--	--	--	--	--	--	--	
11/03	at Philadelphia	--	--	--	--	--	--	--	--	--	--	--	
11/10	Minnesota	--	--	--	--	--	--	--	--	--	--	--	
11/17	at Detroit	--	--	--	--	--	--	--	--	--	--	--	
12/01	Houston	--	--	--	--	--	--	--	--	--	--	--	
12/08	at Tennessee	--	--	--	--	--	--	--	--	--	--	--	
12/15	N.Y. Jets	--	--	--	--	--	--	--	--	--	--	--	
12/22	at Las Vegas	--	--	--	--	--	--	--	--	--	--	--	
12/29	Tennessee	--	--	--	--	--	--	--	--	--	--	--	
01/05	at Indianapolis	--	--	--	--	--	--	--	--	--	--	--	

\* - result within the same drive



# 2024 BIG YARDAGE GAMES

## 2024 REGULAR SEASON BIG YARDAGE GAMES

[none]

## 2024 OPPONENTS BIG YARDAGE GAMES

### 100-YARD PASS RECEIVERS

DATE	OPPONENT	PLAYER	REC.	YDS.	AVG.	LG	TD
9/8	at Dolphins	Tyreek Hill	7	130	18.6	80T	1
9/8	at Dolphins	Jaylen Waddle	5	109	21.8	63	0

### 300-YARD PASSERS

DATE	OPPONENT	PLAYER	ATT.	YDS.	COMP.	LG	TD
9/8	at Dolphins	Tua Tagovailoa	37	338	23	80T	1





# 2024 TAKEAWAY/GIVEAWAY CHART

DATE	OPPONENT	FORCED TURNOVERS			TURNOVERS CONVERTED				OUTCOME	
		FUM	INTS	TOTAL	TD	FG	PTS.	PTS. PCT.	TD PCT.	NET DIFF.
09/08	Jacksonville	0	0	0	0	0	0	0.0	0.0	-1
	at Miami	1	0	1	1	0	7	100.0	100.0	+1
09/15	Jacksonville	0	0	0	0	0	0	0.0	0.0	0
	Cleveland	0	0	0	0	0	0	0.0	0.0	0
09/23		--	--	--	--	--	--	--	--	--
09/29		--	--	--	--	--	--	--	--	--
10/06		--	--	--	--	--	--	--	--	--
10/13		--	--	--	--	--	--	--	--	--
10/20		--	--	--	--	--	--	--	--	--
10/27		--	--	--	--	--	--	--	--	--
11/03		--	--	--	--	--	--	--	--	--
11/10		--	--	--	--	--	--	--	--	--
11/17		--	--	--	--	--	--	--	--	--
12/01		--	--	--	--	--	--	--	--	--
12/08		--	--	--	--	--	--	--	--	--
12/15		--	--	--	--	--	--	--	--	--
12/22		--	--	--	--	--	--	--	--	--
12/29		--	--	--	--	--	--	--	--	--
01/05		--	--	--	--	--	--	--	--	--
	<b>JAGUARS</b>	<b>0</b>	<b>0</b>	<b>0</b>	<b>0</b>	<b>0</b>	<b>0</b>	<b>0.0</b>	<b>0.0</b>	<b>-1</b>
	<b>OPPONENTS</b>	<b>1</b>	<b>0</b>	<b>1</b>	<b>1</b>	<b>0</b>	<b>7</b>	<b>100.0</b>	<b>100.0</b>	<b>+1</b>



# 2024 RED ZONE EFFICIENCY

JAGUARS																			
Date	Opponent	Num		PAT	2-Pt.	Miss		FGA	Blk/ MFG	INT	Fum	Dwns	Drive Ends			TD%	Score		
		Drives	TD			PAT	PAT						FG	Half	Game		Pts	Pct.	Pts/Poss
09/08	at Miami	3	2	2	0	0	0	0	0	0	1	0	0	0	14	66.7	66.7	4.7	
09/15	Cleveland	4	1	1	0	0	2	3	1	0	0	0	0	0	13	25.0	75.0	3.3	
09/23	at Buffalo	--	--	--	--	--	--	--	--	--	--	--	--	--	--	--	--	--	
09/29	at Houston	--	--	--	--	--	--	--	--	--	--	--	--	--	--	--	--	--	
10/06	Indianapolis	--	--	--	--	--	--	--	--	--	--	--	--	--	--	--	--	--	
10/13	at Chicago	--	--	--	--	--	--	--	--	--	--	--	--	--	--	--	--	--	
10/20	New England	--	--	--	--	--	--	--	--	--	--	--	--	--	--	--	--	--	
10/27	Green Bay	--	--	--	--	--	--	--	--	--	--	--	--	--	--	--	--	--	
11/03	at Philadelphia	--	--	--	--	--	--	--	--	--	--	--	--	--	--	--	--	--	
11/10	Minnesota	--	--	--	--	--	--	--	--	--	--	--	--	--	--	--	--	--	
11/17	at Detroit	--	--	--	--	--	--	--	--	--	--	--	--	--	--	--	--	--	
12/01	Houston	--	--	--	--	--	--	--	--	--	--	--	--	--	--	--	--	--	
12/08	at Tennessee	--	--	--	--	--	--	--	--	--	--	--	--	--	--	--	--	--	
12/15	N.Y. Jets	--	--	--	--	--	--	--	--	--	--	--	--	--	--	--	--	--	
12/22	at Las Vegas	--	--	--	--	--	--	--	--	--	--	--	--	--	--	--	--	--	
12/29	Tennessee	--	--	--	--	--	--	--	--	--	--	--	--	--	--	--	--	--	
01/05	at Indianapolis	--	--	--	--	--	--	--	--	--	--	--	--	--	--	--	--	--	
<b>TOTALS</b>		<b>7</b>	<b>3</b>	<b>3</b>	<b>0</b>	<b>0</b>	<b>2</b>	<b>3</b>	<b>1</b>	<b>0</b>	<b>1</b>	<b>0</b>	<b>0</b>	<b>0</b>	<b>27</b>	<b>42.9</b>	<b>71.4</b>	<b>3.9</b>	

OPPONENT																			
Date	Opponent	Num		PAT	2-Pt.	Miss		FGA	Blk/ MFG	INT	Fum	Dwns	Drive Ends			TD%	Score		
		Drives	TD			PAT	PAT						FG	Half	Game		Pts	Pct.	Pts/Poss
09/08	at Miami	2	1	1	0	0	1	1	0	0	0	0	0	0	10	50.0	100.0	5.0	
09/15	Cleveland	1	1	1	0	0	0	0	0	0	0	0	0	0	7	100.0	100.0	7.0	
09/23	at Buffalo	--	--	--	--	--	--	--	--	--	--	--	--	--	--	--	--	--	
09/29	at Houston	--	--	--	--	--	--	--	--	--	--	--	--	--	--	--	--	--	
10/06	Indianapolis	--	--	--	--	--	--	--	--	--	--	--	--	--	--	--	--	--	
10/13	at Chicago	--	--	--	--	--	--	--	--	--	--	--	--	--	--	--	--	--	
10/20	New England	--	--	--	--	--	--	--	--	--	--	--	--	--	--	--	--	--	
10/27	Green Bay	--	--	--	--	--	--	--	--	--	--	--	--	--	--	--	--	--	
11/03	at Philadelphia	--	--	--	--	--	--	--	--	--	--	--	--	--	--	--	--	--	
11/10	Minnesota	--	--	--	--	--	--	--	--	--	--	--	--	--	--	--	--	--	
11/17	at Detroit	--	--	--	--	--	--	--	--	--	--	--	--	--	--	--	--	--	
12/01	Houston	--	--	--	--	--	--	--	--	--	--	--	--	--	--	--	--	--	
12/08	at Tennessee	--	--	--	--	--	--	--	--	--	--	--	--	--	--	--	--	--	
12/15	N.Y. Jets	--	--	--	--	--	--	--	--	--	--	--	--	--	--	--	--	--	
12/22	at Las Vegas	--	--	--	--	--	--	--	--	--	--	--	--	--	--	--	--	--	
12/29	Tennessee	--	--	--	--	--	--	--	--	--	--	--	--	--	--	--	--	--	
01/05	at Indianapolis	--	--	--	--	--	--	--	--	--	--	--	--	--	--	--	--	--	
<b>TOTALS</b>		<b>3</b>	<b>2</b>	<b>2</b>	<b>0</b>	<b>0</b>	<b>1</b>	<b>1</b>	<b>0</b>	<b>0</b>	<b>0</b>	<b>0</b>	<b>0</b>	<b>0</b>	<b>17</b>	<b>66.7</b>	<b>100.0</b>	<b>5.7</b>	



# 2024 GOAL TO GO SITUATIONS

JAGUARS																		
Date	Opponent	Pos	TD	PAT	2-Pt.	Miss PAT	FG	FGA	Blk/MFG	INT	Fum	Dwns	Drive Ends			TD%	Score Pct.	Pts/Poss
09/08	at Miami	1	1	1	0	0	0	0	0	0	0	0	0	0	7	100.0	100.0	7.0
09/15	Cleveland	3	1	1	0	0	2	2	0	0	0	0	0	0	13	33.3	100.0	4.3
09/23	at Buffalo	--	--	--	--	--	--	--	--	--	--	--	--	--	--	--	--	--
09/29	at Houston	--	--	--	--	--	--	--	--	--	--	--	--	--	--	--	--	--
10/06	Indianapolis	--	--	--	--	--	--	--	--	--	--	--	--	--	--	--	--	--
10/13	at Chicago	--	--	--	--	--	--	--	--	--	--	--	--	--	--	--	--	--
10/20	New England	--	--	--	--	--	--	--	--	--	--	--	--	--	--	--	--	--
10/27	Green Bay	--	--	--	--	--	--	--	--	--	--	--	--	--	--	--	--	--
11/03	at Philadelphia	--	--	--	--	--	--	--	--	--	--	--	--	--	--	--	--	--
11/10	Minnesota	--	--	--	--	--	--	--	--	--	--	--	--	--	--	--	--	--
11/17	at Detroit	--	--	--	--	--	--	--	--	--	--	--	--	--	--	--	--	--
12/01	Houston	--	--	--	--	--	--	--	--	--	--	--	--	--	--	--	--	--
12/08	at Tennessee	--	--	--	--	--	--	--	--	--	--	--	--	--	--	--	--	--
12/15	N.Y. Jets	--	--	--	--	--	--	--	--	--	--	--	--	--	--	--	--	--
12/22	at Las Vegas	--	--	--	--	--	--	--	--	--	--	--	--	--	--	--	--	--
12/29	Tennessee	--	--	--	--	--	--	--	--	--	--	--	--	--	--	--	--	--
01/05	at Indianapolis	--	--	--	--	--	--	--	--	--	--	--	--	--	--	--	--	--
<b>TOTALS</b>		<b>4</b>	<b>2</b>	<b>2</b>	<b>0</b>	<b>0</b>	<b>2</b>	<b>2</b>	<b>0</b>	<b>0</b>	<b>0</b>	<b>0</b>	<b>0</b>	<b>0</b>	<b>20</b>	<b>50.0</b>	<b>100.0</b>	<b>5.0</b>

OPPONENT																		
Date	Opponent	Pos	TD	PAT	2-Pt.	Miss PAT	FG	FGA	Blk/MFG	INT	Fum	Dwns	Drive Ends			TD%	Score Pct.	Pts/Poss
09/08	at Miami	1	1	1	0	0	0	0	0	0	0	0	0	0	7	100.0	100.0	7.0
09/15	Cleveland	1	1	1	0	0	0	0	0	0	0	0	0	0	7	100.0	100.0	7.0
09/23	at Buffalo	--	--	--	--	--	--	--	--	--	--	--	--	--	--	--	--	--
09/29	at Houston	--	--	--	--	--	--	--	--	--	--	--	--	--	--	--	--	--
10/06	Indianapolis	--	--	--	--	--	--	--	--	--	--	--	--	--	--	--	--	--
10/13	at Chicago	--	--	--	--	--	--	--	--	--	--	--	--	--	--	--	--	--
10/20	New England	--	--	--	--	--	--	--	--	--	--	--	--	--	--	--	--	--
10/27	Green Bay	--	--	--	--	--	--	--	--	--	--	--	--	--	--	--	--	--
11/03	at Philadelphia	--	--	--	--	--	--	--	--	--	--	--	--	--	--	--	--	--
11/10	Minnesota	--	--	--	--	--	--	--	--	--	--	--	--	--	--	--	--	--
11/17	at Detroit	--	--	--	--	--	--	--	--	--	--	--	--	--	--	--	--	--
12/01	Houston	--	--	--	--	--	--	--	--	--	--	--	--	--	--	--	--	--
12/08	at Tennessee	--	--	--	--	--	--	--	--	--	--	--	--	--	--	--	--	--
12/15	N.Y. Jets	--	--	--	--	--	--	--	--	--	--	--	--	--	--	--	--	--
12/22	at Las Vegas	--	--	--	--	--	--	--	--	--	--	--	--	--	--	--	--	--
12/29	Tennessee	--	--	--	--	--	--	--	--	--	--	--	--	--	--	--	--	--
01/05	at Indianapolis	--	--	--	--	--	--	--	--	--	--	--	--	--	--	--	--	--
<b>TOTALS</b>		<b>2</b>	<b>2</b>	<b>2</b>	<b>0</b>	<b>0</b>	<b>0</b>	<b>0</b>	<b>0</b>	<b>0</b>	<b>0</b>	<b>0</b>	<b>0</b>	<b>0</b>	<b>14</b>	<b>100.0</b>	<b>100.0</b>	<b>7.0</b>





# 2024 DRIVE CHARTS

## WEEK 1: JAGUARS 17, DOLPHINS 20 SEPTEMBER 8, 2024

JAGUARS													DOLPHINS												
#	RECD	LOST	POSS	OBTAINED	BEGAN	PLAYS	YDS	PEN	NET	1ST	ENDED	GIVEN UP	#	RECD	LOST	POSS	OBTAINED	BEGAN	PLAYS	YDS	PEN	NET	1ST	ENDED	GIVEN UP
1	11:37	10:02	1:35	Downs	JAX 42	3	-14	0	-14	0	JAX 28	Punt	1	15:00	11:37	3:23	Kickoff	MIA 20	7	38	0	38	1	JAX 42	Downs
2	07:49	04:31	3:18	Punt	JAX 4	6	56	40	96	5	MIA 1	Touchdown	2	10:02	07:49	2:13	Punt	MIA 31	6	18	0	18	1	MIA 49	Punt
3	02:03	14:39	2:24	Punt	JAX 12	5	11	0	11	1	JAX 23	Punt	3	04:31	02:03	2:28	Kickoff	MIA 25	3	16	-10	6	0	MIA 31	Punt
4	11:52	06:21	5:31	Downs	JAX 45	8	66	-11	55	3	MIA 14	Touchdown	4	14:39	11:52	2:47	Punt	MIA 21	5	14	20	34	2	JAX 45	Downs
5	01:04	00:00	1:04	Kickoff	JAX 23	6	43	0	43	2	MIA 34	Field Goal	5	06:21	01:04	5:17	Kickoff	MIA 30	12	74	-4	70	5	JAX 1	Touchdown
6	15:00	13:30	1:30	Kickoff	JAX 30	3	5	0	5	0	JAX 35	Punt	6	13:30	09:39	3:51	Punt	MIA 13	6	12	-10	2	1	MIA 15	Punt
7	09:39	08:19	1:20	Punt	JAX 37	3	7	-10	-3	0	JAX 34	Punt	7	08:19	05:26	2:53	Punt	MIA 11	4	43	0	43	1	JAX 46	Punt
8	05:26	02:19	3:07	Punt	JAX 3	6	80	14	94	5	MIA 13	Fumble	8	02:19	02:08	0:11	Fumble	MIA 20	1	80	0	80	1	MIA 20	Touchdown
9	02:08	14:47	2:21	Kickoff	JAX 23	4	7	0	7	0	JAX 32	Downs	9	14:47	13:33	1:14	Downs	JAX 30	4	6	0	6	0	JAX 24	Missed FG
10	13:33	11:06	2:27	Missed FG	JAX 32	4	16	0	16	1	JAX 48	Punt	10	11:06	04:22	6:44	Punt	MIA 8	12	68	5	73	4	JAX 19	Field Goal
11	04:22	02:09	2:13	Kickoff	JAX 30	3	-10	-5	-15	0	JAX 15	Punt	11	02:09	00:00	2:09	Punt	MIA 35	8	31	0	31	2	JAX 34	Field Goal

## WEEK 2: JAGUARS 13, BROWNS 18 SEPTEMBER 15, 2024

JAGUARS													BROWNS												
#	RECD	LOST	POSS	OBTAINED	BEGAN	PLAYS	YDS	PEN	NET	1ST	ENDED	GIVEN UP	#	RECD	LOST	POSS	OBTAINED	BEGAN	PLAYS	YDS	PEN	NET	1ST	ENDED	GIVEN UP
1	15:00	11:43	3:17	Kickoff	JAX 20	5	10	5	15	1	JAX 35	Punt	1	11:43	02:29	9:14	Punt	CLE 11	16	97	-8	89	7	JAX 1	Touchdown
2	02:29	01:27	1:02	Kickoff	JAX 30	3	5	0	5	0	JAX 35	Punt	2	01:27	09:52	6:35	Punt	CLE 24	12	46	-5	41	3	JAX 35	Field Goal
3	09:52	04:44	5:08	Kickoff	JAX 30	11	66	0	66	3	CLE 4	Field Goal	3	04:44	00:27	4:17	Kickoff	CLE 28	8	52	0	52	1	JAX 20	Field Goal
4	00:27	00:00	0:27	Kickoff	JAX 30	1	0	0	0	0	JAX 30	End Half	4	15:00	14:16	0:44	Kickoff	CLE 30	3	6	0	6	0	CLE 36	Punt
5	14:16	12:36	1:40	Punt	JAX 20	3	-7	0	-7	0	JAX 13	Punt	5	12:36	10:20	2:16	Punt	JAX 49	6	12	11	23	2	JAX 26	Field Goal
6	10:20	05:48	4:32	Kickoff	JAX 30	11	45	0	45	3	CLE 25	Missed FG	6	05:48	02:29	3:19	Missed FG	CLE 33	5	8	0	8	1	CLE 41	Punt
7	02:29	01:11	1:18	Punt	JAX 28	3	72	0	72	2	CLE 4	Touchdown	7	01:11	14:14	1:57	Kickoff	CLE 30	3	3	0	3	0	CLE 33	Punt
8	14:14	07:32	6:42	Punt	JAX 10	13	73	10	83	6	CLE 7	Field Goal	8	07:32	01:48	5:44	Kickoff	CLE 30	12	69	-40	29	3	JAX 41	Punt
9	01:48	01:44	0:04	Punt	JAX 2	1	-2	0	-2	0	JAX 2	Safety	9	01:44	01:27	0:17	Kickoff	JAX 42	3	4	0	4	0	JAX 38	Punt
10	01:27	00:00	1:27	Punt	JAX 10	7	62	-5	57	3	CLE 33	End Game													



# 2024 INDIVIDUAL GAME-BY-GAME STATS: RUSHING

RUSHING:		TRAVIS ETIENNE JR.					TANK BIGSBY					TREVOR LAWRENCE				
DATE	OPP.	NO.	YDS	AVG	LG	TD	NO.	YDS	AVG	LG	TD	NO.	YDS	AVG	LG	TD
09/08	at Miami	12	44	3.7	11	1	12	73	6.1	26	0	1	8	8.0	8	0
09/15	Cleveland	13	52	4.0	20	1	0	0	0.0	--	0	2	45	22.5	33	0
09/23	at Buffalo															
09/29	at Houston															
10/06	Indianapolis															
10/13	at Chicago															
10/20	New England															
10/27	Green Bay															
11/03	at Philadelphia															
11/10	Minnesota															
11/17	at Detroit															
12/01	Houston															
12/08	at Tennessee															
12/15	N.Y. Jets															
12/22	at Las Vegas															
12/29	Tennessee															
01/05	at Indianapolis															
<b>TOTALS</b>		<b>25</b>	<b>96</b>	<b>3.8</b>	<b>20</b>	<b>2</b>	<b>12</b>	<b>73</b>	<b>6.1</b>	<b>26</b>	<b>0</b>	<b>3</b>	<b>53</b>	<b>17.7</b>	<b>33</b>	<b>0</b>

RUSHING:		D'ERNEST JOHNSON					DEVIN DUVERNAY				
DATE	OPP.	NO.	YDS	AVG	LG	TD	NO.	YDS	AVG	LG	TD
09/08	at Miami	0	0	0.0	--	0	1	3	3.0	3	0
09/15	Cleveland	5	26	5.2	9	0	1	4	4.0	4	0
09/23	at Buffalo										
09/29	at Houston										
10/06	Indianapolis										
10/13	at Chicago										
10/20	New England										
10/27	Green Bay										
11/03	at Philadelphia										
11/10	Minnesota										
11/17	at Detroit										
12/01	Houston										
12/08	at Tennessee										
12/15	N.Y. Jets										
12/22	at Las Vegas										
12/29	Tennessee										
01/05	at Indianapolis										
<b>TOTALS</b>		<b>5</b>	<b>26</b>	<b>5.2</b>	<b>9</b>	<b>0</b>	<b>2</b>	<b>7</b>	<b>3.5</b>	<b>4</b>	<b>0</b>



# 2024 INDIVIDUAL GAME-BY-GAME STATS: RECEIVING

RECEIVING:		BRIAN THOMAS JR.					GABE DAVIS					BRENTON STRANGE				
DATE	OPP.	NO.	YDS	AVG	LG	TD	NO.	YDS	AVG	LG	TD	NO.	YDS	AVG	LG	TD
09/08	at Miami	4	47	11.8	18	1	3	62	20.7	22	0	0	0	0.0	--	0
09/15	Cleveland	2	94	47.0	66	0	3	43	14.3	22	0	3	65	21.7	30	0
09/23	at Buffalo															
09/29	at Houston															
10/06	Indianapolis															
10/13	at Chicago															
10/20	New England															
10/27	Green Bay															
11/03	at Philadelphia															
11/10	Minnesota															
11/17	at Detroit															
12/01	Houston															
12/08	at Tennessee															
12/15	N.Y. Jets															
12/22	at Las Vegas															
12/29	Tennessee															
01/05	at Indianapolis															
<b>TOTALS</b>		<b>6</b>	<b>141</b>	<b>23.5</b>	<b>66</b>	<b>1</b>	<b>6</b>	<b>105</b>	<b>17.5</b>	<b>22</b>	<b>0</b>	<b>3</b>	<b>65</b>	<b>21.7</b>	<b>30</b>	<b>0</b>

RECEIVING:		CHRISTIAN KIRK					TRAVIS ETIENNE JR.					LUKE FARRELL				
DATE	OPP.	NO.	YDS	AVG	LG	TD	NO.	YDS	AVG	LG	TD	NO.	YDS	AVG	LG	TD
09/08	at Miami	1	30	30.0	30	0	2	15	7.5	12	0	0	0	0.0	--	0
09/15	Cleveland	1	-1	-1.0	-1	0	3	6	2.0	8	0	2	13	6.5	7	0
09/23	at Buffalo															
09/29	at Houston															
10/06	Indianapolis															
10/13	at Chicago															
10/20	New England															
10/27	Green Bay															
11/03	at Philadelphia															
11/10	Minnesota															
11/17	at Detroit															
12/01	Houston															
12/08	at Tennessee															
12/15	N.Y. Jets															
12/22	at Las Vegas															
12/29	Tennessee															
01/05	at Indianapolis															
<b>TOTALS</b>		<b>2</b>	<b>29</b>	<b>14.5</b>	<b>30</b>	<b>0</b>	<b>5</b>	<b>21</b>	<b>4.2</b>	<b>12</b>	<b>0</b>	<b>2</b>	<b>13</b>	<b>6.5</b>	<b>7</b>	<b>0</b>

RECEIVING:		EVAN ENGRAM					PARKER WASHINGTON				
DATE	OPP.	NO.	YDS	AVG	LG	TD	NO.	YDS	AVG	LG	TD
09/08	at Miami	1	5	5.0	5	0	1	3	3.0	3	0
09/15	Cleveland	<i>DID NOT PLAY (NON-INJURY)</i>									
09/23	at Buffalo						0	0	0.0	--	0
09/29	at Houston										
10/06	Indianapolis										
10/13	at Chicago										
10/20	New England										
10/27	Green Bay										
11/03	at Philadelphia										
11/10	Minnesota										
11/17	at Detroit										
12/01	Houston										
12/08	at Tennessee										
12/15	N.Y. Jets										
12/22	at Las Vegas										
12/29	Tennessee										
01/05	at Indianapolis										
<b>TOTALS</b>		<b>1</b>	<b>5</b>	<b>5.0</b>	<b>5</b>	<b>0</b>	<b>1</b>	<b>3</b>	<b>3.0</b>	<b>3</b>	<b>0</b>





# 2024 INDIVIDUAL GAME-BY-GAME STATS: DEFENSIVE

DATE	OPP.	MONTARIC BROWN												FOYESADE OLUOKUN												DEVIN LLOYD													
		S	A	TK	TFL	TFLY	SK	SKY	INT	FR	FF	PR	PD	S	A	TK	TFL	TFLY	SK	SKY	INT	FR	FF	PR	PD	S	A	TK	TFL	TFLY	SK	SKY	INT	FR	FF	PR	PD		
09/08	at Miami	2	1	3	0	0	0.0	0.0	0	0	0	0	0	0	9	2	11	2	2	0.0	0.0	0	0	0	0	1	7	2	9	1	3	0.0	0.0	0	0	0	0	0	0
09/15	Cleveland	11	0	11	2	3	0.0	0.0	0	0	0	0	0	0	3	5	8	1	9	1.0	9.0	0	0	0	1	0	5	3	8	0	0	0.0	0.0	0	0	1	1	2	
09/23	at Buffalo																																						
09/29	at Houston																																						
10/06	Indianapolis																																						
10/13	at Chicago																																						
10/20	New England																																						
10/27	Green Bay																																						
11/03	at Philadelphia																																						
11/10	Minnesota																																						
11/17	at Detroit																																						
12/01	Houston																																						
12/08	at Tennessee																																						
12/15	N.Y. Jets																																						
12/22	at Las Vegas																																						
12/29	Tennessee																																						
01/05	at Indianapolis																																						
<b>TOTALS</b>		<b>13</b>	<b>1</b>	<b>14</b>	<b>2</b>	<b>3</b>	<b>0.0</b>	<b>0.0</b>	<b>0</b>	<b>0</b>	<b>0</b>	<b>0</b>	<b>0</b>	<b>0</b>	<b>12</b>	<b>7</b>	<b>19</b>	<b>3</b>	<b>11</b>	<b>1.0</b>	<b>9.0</b>	<b>0</b>	<b>0</b>	<b>0</b>	<b>1</b>	<b>1</b>	<b>12</b>	<b>5</b>	<b>17</b>	<b>1</b>	<b>3</b>	<b>0.0</b>	<b>0.0</b>	<b>0</b>	<b>0</b>	<b>1</b>	<b>1</b>	<b>2</b>	

DATE	OPP.	ANTONIO JOHNSON												RONALD DARBY												ANDRE CISCO														
		S	A	TK	TFL	TFLY	SK	SKY	INT	FR	FF	PR	PD	S	A	TK	TFL	TFLY	SK	SKY	INT	FR	FF	PR	PD	S	A	TK	TFL	TFLY	SK	SKY	INT	FR	FF	PR	PD			
09/08	at Miami	5	4	9	1	1	0.0	0.0	0	0	0	0	0	0	5	2	7	1	3	0.0	0.0	0	0	0	0	1	1	2	3	0	0	0.0	0.0	0	0	0	0	0	0	
09/15	Cleveland	4	0	4	0	0	0.0	0.0	0	0	0	0	0	0	1	0	1	1	1	0.0	0.0	0	0	0	0	1	3	2	5	0	0	0.0	0.0	0	0	0	0	0	0	
09/23	at Buffalo																																							
09/29	at Houston																																							
10/06	Indianapolis																																							
10/13	at Chicago																																							
10/20	New England																																							
10/27	Green Bay																																							
11/03	at Philadelphia																																							
11/10	Minnesota																																							
11/17	at Detroit																																							
12/01	Houston																																							
12/08	at Tennessee																																							
12/15	N.Y. Jets																																							
12/22	at Las Vegas																																							
12/29	Tennessee																																							
01/05	at Indianapolis																																							
<b>TOTALS</b>		<b>9</b>	<b>4</b>	<b>13</b>	<b>1</b>	<b>1</b>	<b>0.0</b>	<b>0.0</b>	<b>0</b>	<b>0</b>	<b>0</b>	<b>0</b>	<b>0</b>	<b>0</b>	<b>6</b>	<b>2</b>	<b>8</b>	<b>2</b>	<b>4</b>	<b>0.0</b>	<b>0.0</b>	<b>0</b>	<b>0</b>	<b>0</b>	<b>0</b>	<b>2</b>	<b>4</b>	<b>4</b>	<b>8</b>	<b>0</b>	<b>0</b>	<b>0.0</b>	<b>0.0</b>	<b>0</b>	<b>0</b>	<b>0</b>	<b>0</b>	<b>0</b>		

DATE	OPP.	JOSH HINES-ALLEN												DAVON HAMILTON												TYSON CAMPBELL														
		S	A	TK	TFL	TFLY	SK	SKY	INT	FR	FF	PR	PD	S	A	TK	TFL	TFLY	SK	SKY	INT	FR	FF	PR	PD	S	A	TK	TFL	TFLY	SK	SKY	INT	FR	FF	PR	PD			
09/08	at Miami	0	2	2	0	0	0.0	0.0	0	0	0	0	1	1	0	1	1	1	0.0	0.0	0	0	0	0	0	0	3	0	3	1	3	0.0	0.0	0	0	0	0	0	0	
09/15	Cleveland	3	1	4	1	5	1.0	5.0	0	0	0	4	1	2	0	2	0	0	0.0	0.0	0	0	0	1	0	INJURED RESERVE														
09/23	at Buffalo																																							
09/29	at Houston																																							
10/06	Indianapolis																																							
10/13	at Chicago																																							
10/20	New England																																							
10/27	Green Bay																																							
11/03	at Philadelphia																																							
11/10	Minnesota																																							
11/17	at Detroit																																							
12/01	Houston																																							
12/08	at Tennessee																																							
12/15	N.Y. Jets																																							
12/22	at Las Vegas																																							
12/29	Tennessee																																							
01/05	at Indianapolis																																							
<b>TOTALS</b>		<b>3</b>	<b>3</b>	<b>6</b>	<b>1</b>	<b>5</b>	<b>1.0</b>	<b>5.0</b>	<b>0</b>	<b>0</b>	<b>0</b>	<b>4</b>	<b>2</b>	<b>3</b>	<b>0</b>	<b>3</b>	<b>1</b>	<b>1</b>	<b>0.0</b>	<b>0.0</b>	<b>0</b>	<b>0</b>	<b>0</b>	<b>1</b>	<b>0</b>	<b>3</b>	<b>0</b>	<b>3</b>	<b>1</b>	<b>3</b>	<b>0.0</b>	<b>0.0</b>	<b>0</b>	<b>0</b>	<b>0</b>	<b>0</b>	<b>0</b>			



# 2024 INDIVIDUAL GAME-BY-GAME STATS: DEFENSIVE

DATE	OPP.	TRAVON WALKER													YASIR ABDULLAH													ARIK ARMSTEAD												
		S	A	TK	TFL	TFLY	SK	SKY	INT	FR	FF	PR	PD	S	A	TK	TFL	TFLY	SK	SKY	INT	FR	FF	PR	PD	S	A	TK	TFL	TFLY	SK	SKY	INT	FR	FF	PR	PD			
09/08	at Miami	2	4	6	1	14	2.0	14.0	0	0	0	2	0	3	0	3	0	0	0.0	0.0	0	0	0	0	0	1	0	1	1	5	1.0	5.0	0	0	0	0	1	0		
09/15	Cleveland	1	1	2	0	0	0.0	0.0	0	0	0	1	0	0	0	0	0	0	0.0	0.0	0	0	0	0	0	2	0	2	0	0	0.0	0.0	0	0	0	0	0	0		
09/23	at Buffalo																																							
09/29	at Houston																																							
10/06	Indianapolis																																							
10/13	at Chicago																																							
10/20	New England																																							
10/27	Green Bay																																							
11/03	at Philadelphia																																							
11/10	Minnesota																																							
11/17	at Detroit																																							
12/01	Houston																																							
12/08	at Tennessee																																							
12/15	N.Y. Jets																																							
12/22	at Las Vegas																																							
12/29	Tennessee																																							
01/05	at Indianapolis																																							
<b>TOTALS</b>		<b>3</b>	<b>5</b>	<b>8</b>	<b>1</b>	<b>14</b>	<b>2.0</b>	<b>14.0</b>	<b>0</b>	<b>0</b>	<b>0</b>	<b>3</b>	<b>0</b>	<b>3</b>	<b>0</b>	<b>3</b>	<b>0</b>	<b>0</b>	<b>0.0</b>	<b>0.0</b>	<b>0</b>	<b>0</b>	<b>0</b>	<b>0</b>	<b>3</b>	<b>0</b>	<b>3</b>	<b>1</b>	<b>5</b>	<b>1.0</b>	<b>5.0</b>	<b>0</b>	<b>0</b>	<b>0</b>	<b>0</b>	<b>1</b>	<b>0</b>			

DATE	OPP.	JARRIAH JONES													ROY ROBERTSON-HARRIS													TRE FLOWERS												
		S	A	TK	TFL	TFLY	SK	SKY	INT	FR	FF	PR	PD	S	A	TK	TFL	TFLY	SK	SKY	INT	FR	FF	PR	PD	S	A	TK	TFL	TFLY	SK	SKY	INT	FR	FF	PR	PD			
09/08	at Miami	0	1	1	0	0	0.0	0.0	0	0	0	0	0	0	0	0	0	0	0.0	0.0	0	0	0	1	0	PRACTICE SQUAD														
09/15	Cleveland	3	0	3	0	0	0.0	0.0	0	0	0	0	0	2	1	3	1	5	0.0	0.0	0	0	0	0	0	2	0	2	0	0	0.0	0.0	0	0	0	0	0	0		
09/23	at Buffalo																																							
09/29	at Houston																																							
10/06	Indianapolis																																							
10/13	at Chicago																																							
10/20	New England																																							
10/27	Green Bay																																							
11/03	at Philadelphia																																							
11/10	Minnesota																																							
11/17	at Detroit																																							
12/01	Houston																																							
12/08	at Tennessee																																							
12/15	N.Y. Jets																																							
12/22	at Las Vegas																																							
12/29	Tennessee																																							
01/05	at Indianapolis																																							
<b>TOTALS</b>		<b>3</b>	<b>1</b>	<b>4</b>	<b>0</b>	<b>0</b>	<b>0.0</b>	<b>0.0</b>	<b>0</b>	<b>0</b>	<b>0</b>	<b>0</b>	<b>0</b>	<b>2</b>	<b>1</b>	<b>3</b>	<b>1</b>	<b>5</b>	<b>0.0</b>	<b>0.0</b>	<b>0</b>	<b>0</b>	<b>0</b>	<b>1</b>	<b>0</b>	<b>2</b>	<b>0</b>	<b>2</b>	<b>0</b>	<b>0</b>	<b>0.0</b>	<b>0.0</b>	<b>0</b>	<b>0</b>	<b>0</b>	<b>0</b>	<b>0</b>	<b>0</b>		

DATE	OPP.	JEREMIAH LEDBETTER													MYLES COLE													CHAD MUMA																						
		S	A	TK	TFL	TFLY	SK	SKY	INT	FR	FF	PR	PD	S	A	TK	TFL	TFLY	SK	SKY	INT	FR	FF	PR	PD	S	A	TK	TFL	TFLY	SK	SKY	INT	FR	FF	PR	PD													
09/08	at Miami	ON INACTIVE LIST													0	0	0	0	0	0.0	0.0	0	0	0	0	0	0	2	2	0	0	0.0	0.0	0	0	0	0	0	0	0	0	0	0	0.0	0.0	0	0	0	0	0
09/15	Cleveland	1	2	3	0	0	0.0	0.0	0	0	0	0	0	1	0	1	0	0	0.0	0.0	0	0	0	0	0	0	0	0	0	0	0.0	0.0	0	0	0	0	0	0												
09/23	at Buffalo																																																	
09/29	at Houston																																																	
10/06	Indianapolis																																																	
10/13	at Chicago																																																	
10/20	New England																																																	
10/27	Green Bay																																																	
11/03	at Philadelphia																																																	
11/10	Minnesota																																																	
11/17	at Detroit																																																	
12/01	Houston																																																	
12/08	at Tennessee																																																	
12/15	N.Y. Jets																																																	
12/22	at Las Vegas																																																	
12/29	Tennessee																																																	
01/05	at Indianapolis																																																	
<b>TOTALS</b>		<b>1</b>	<b>2</b>	<b>3</b>	<b>0</b>	<b>0</b>	<b>0.0</b>	<b>0.0</b>	<b>0</b>	<b>0</b>	<b>0</b>	<b>0</b>	<b>0</b>	<b>1</b>	<b>0</b>	<b>1</b>	<b>0</b>	<b>0</b>	<b>0.0</b>	<b>0.0</b>	<b>0</b>	<b>0</b>	<b>0</b>	<b>0</b>	<b>0</b>	<b>2</b>	<b>2</b>	<b>0</b>	<b>0</b>	<b>0.0</b>	<b>0.0</b>	<b>0</b>	<b>0</b>	<b>0</b>	<b>0</b>	<b>0</b>	<b>0</b>													



# 2024 INDIVIDUAL GAME-BY-GAME STATS: DEFENSIVE

DATE	OPP.	VENTRELL MILLER											ESEZI OTOMEWO											DARNELL SAVAGE												
		S	A	TK	TFL	TFLY	SK	SKY	INT	FR	FF	PR	PD	S	A	TK	TFL	TFLY	SK	SKY	INT	FR	FF	PR	PD	S	A	TK	TFL	TFLY	SK	SKY	INT	FR	FF	PR
09/08	at Miami	0	0	0	0	0	0	0	0	0	0	0	0	0	0	0	0	0	0	0	0	0	0	0	0	0	0	0	0	0	0	0	0	0	0	
09/15	Cleveland	0	1	1	0	0	0.0	0.0	0	0	0	0	0	2	2	0	0	0.0	0.0	0	0	0	0	0	<i>ON INACTIVE LIST</i>											
09/23	at Buffalo																																			
09/29	at Houston																																			
10/06	Indianapolis																																			
10/13	at Chicago																																			
10/20	New England																																			
10/27	Green Bay																																			
11/03	at Philadelphia																																			
11/10	Minnesota																																			
11/17	at Detroit																																			
12/01	Houston																																			
12/08	at Tennessee																																			
12/15	N.Y. Jets																																			
12/22	at Las Vegas																																			
12/29	Tennessee																																			
01/05	at Indianapolis																																			
<b>TOTALS</b>		<b>0</b>	<b>1</b>	<b>1</b>	<b>0</b>	<b>0</b>	<b>0.0</b>	<b>0.0</b>	<b>0</b>	<b>0</b>	<b>0</b>	<b>0</b>	<b>0</b>	<b>2</b>	<b>2</b>	<b>0</b>	<b>0</b>	<b>0.0</b>	<b>0.0</b>	<b>0</b>	<b>0</b>	<b>0</b>	<b>0</b>	<b>0</b>	<b>0</b>	<b>0</b>	<b>0</b>	<b>0</b>	<b>0.0</b>	<b>0.0</b>	<b>0</b>	<b>0</b>	<b>0</b>	<b>0</b>	<b>0</b>	<b>2</b>

DATE	OPP.	DE'ANTRE PRINCE										
		S	A	TK	TFL	TFLY	SK	SKY	INT	FR	FF	PR
09/08	at Miami	<i>DID NOT PLAY (NON-INJURY)</i>										
09/15	Cleveland	0	1	1	0	0	0.0	0.0	0	0	0	0
09/23	at Buffalo											
09/29	at Houston											
10/06	Indianapolis											
10/13	at Chicago											
10/20	New England											
10/27	Green Bay											
11/03	at Philadelphia											
11/10	Minnesota											
11/17	at Detroit											
12/01	Houston											
12/08	at Tennessee											
12/15	N.Y. Jets											
12/22	at Las Vegas											
12/29	Tennessee											
01/05	at Indianapolis											
<b>TOTALS</b>		<b>0</b>	<b>1</b>	<b>1</b>	<b>0</b>	<b>0</b>	<b>0.0</b>	<b>0.0</b>	<b>0</b>	<b>0</b>	<b>0</b>	<b>0</b>





# 2024 GAME-BY-GAME TEAM OFFENSE

2024 REGULAR SEASON JAGUARS GAME-BY-GAME OFFENSE																		
	09/08	09/15	09/23	09/29	10/06	10/13	10/20	10/27	11/03	11/10	11/17	12/01	12/08	12/15	12/22	12/29	01/05	Totals
	@		@	@		@			@		@		@		@		@	
	MIA	CLE	BUF	HOU	IND	CHI	NE	GB	PHI	MIN	DET	HOU	TEN	NYJ	LV	TEN	IND	
<b>FIRST DOWNS</b>																		
Total	17	18																35
Rushing	7	7																14
Passing	8	9																17
Penalty	2	2																4
<b>THIRD DOWNS</b>																		
Attempts	10	9																19
Converted	2	3																5
Percentage	20.0%	33.3%																26.3%
<b>FOURTH DOWNS</b>																		
Attempts	1	0																1
Converted	0	0																0
Percentage	0.0%	0																0.0%
<b>TOT. OFFENSE</b>																		
Net Yards	267	323																590
Plays	50	55																105
Avg./Play	5.3	5.9																5.6
<b>RUSHING</b>																		
Net Yards	128	127																255
Rush. Att.	26	21																47
Avg./Att.	4.9	6.0																5.4
<b>PASSING</b>																		
Net Yards	139	196																335
Attempts	21	30																51
Completions	12	14																26
Intercepted	0	0																0
Gross Yards	162	220																382
Sacked	3.0	4.0																7.0
Yards Lost	23	24																47
<b>ADVANCES</b>																		
Rushes	26	21																47
Completions	12	14																26
Totals	38	35																73
Total Drives	11	10																21
<b>PENALTIES</b>																		
Number	8	6																14
Yards	71	52																123
<b>FUMBLES</b>																		
Number	2	1																3
Lost	1	0																1
<b>PUNTING</b>																		
Yards	311	156																467
Punts	6	3																9
Net Avg.	49.7	43.7																47.7
Gross Avg.	51.8	52.0																51.9
<b>SCORING</b>																		
Points	17	13																30
Q1	7	0																7
Q2	10	3																13
Q3	0	7																7
Q4	0	3																3
OT	0	0																0
TD Rushing	1	1																2
TD Passing	1	0																1
TD KO Returns	0	0																0
TD Punt Returns	0	0																0
TD Sp. Teams	0	0																0
TD Def. Returns	0	0																0
FG Attempts	1	3																4
FG Made	1	2																3
Safety	0	0																0
2-Pt Attempts	0	0																0
2-Pt Made	0	0																0
Time of Possession	26:50	25:37																52:27



# 2024 GAME-BY-GAME TEAM DEFENSE

2024 REGULAR SEASON JAGUARS GAME-BY-GAME DEFENSE																		
	09/08	09/15	09/23	09/29	10/06	10/13	10/20	10/27	11/03	11/10	11/17	12/01	12/08	12/15	12/22	12/29	01/05	Totals
	@ MIA	@ CLE	@ BUF	@ HOU	IND	@ CHI	NE	GB	@ PHI	MIN	@ DET	HOU	@ TEN	NYJ	@ LV	TEN	@ IND	
<b>FIRST DOWNS</b>																		
Total	18	17																35
Rushing	5	7																12
Passing	11	7																18
Penalty	2	3																5
<b>THIRD DOWNS</b>																		
Attempts	16	14																30
Converted	8	2																10
Percentage	50.0%	14.3%																33.3%
<b>FOURTH DOWNS</b>																		
Attempts	2	3																5
Converted	0	3																3
Percentage	0.0%	100.0%																60.0%
<b>TOT. OFFENSE</b>																		
Net Yards	400	297																697
Plays	65	65																130
Avg./Play	6.2	4.6																5.4
<b>RUSHING</b>																		
Net Yards	81	125																206
Rush. Att.	25	29																54
Avg./Att.	3.2	4.3																3.8
<b>PASSING</b>																		
Net Yards	319	172																491
Attempts	37	34																71
Completions	23	22																45
Intercepted	0	0																0
Gross Yards	338	186																524
Sacked	3.0	2.0																5.0
Yards Lost	19	14																33
<b>ADVANCES</b>																		
Rushes	25	29																54
Completions	23	22																45
Totals	48	51																99
Total Drives	11	9																20
<b>PENALTIES</b>																		
Number	9	13																22
Yards	103	100																203
<b>FUMBLES</b>																		
Number	0	1																1
Lost	0	0																0
<b>PUNTING</b>																		
Yards	198	218																416
Punts	4	5																9
Net Avg.	48.8	38.0																42.8
Gross Avg.	49.5	43.6																46.2
<b>SCORING</b>																		
Points	20	18																38
Q1	0	7																7
Q2	7	6																13
Q3	7	3																10
Q4	6	2																8
OT	0	0																0
TD Rushing	1	1																2
TD Passing	1	0																1
TD KO Returns	0	0																0
TD Punt Returns	0	0																0
TD Sp. Teams	0	0																0
TD Def. Returns	0	0																0
FG Attempts	3	3																6
FG Made	2	3																5
Safety	0	1																1
2-Pt Attempts	0	0																0
2-Pt Made	0	0																0
Time of Possession	33:10	34:23																67:33



# 2024 THIRD DOWN EFFICIENCY

JAGUARS												
Date	Opponent	3rd & 1	3rd & 2	3rd & 3	3rd & 4	3rd & 5	3rd & 6	3rd & 7	3rd & 8	3rd & 9	3rd & 10+	Total
09/08	at Miami	0 / 1	0 / 0	0 / 0	0 / 0	0 / 3	0 / 0	0 / 0	1 / 1	0 / 1	1 / 4	2 / 10
09/15	Cleveland	1 / 1	0 / 0	0 / 0	0 / 1	0 / 1	0 / 0	1 / 3	0 / 1	0 / 0	1 / 2	3 / 9
09/23	at Buffalo	--	--	--	--	--	--	--	--	--	--	--
09/29	at Houston	--	--	--	--	--	--	--	--	--	--	--
10/06	Indianapolis	--	--	--	--	--	--	--	--	--	--	--
10/13	at Chicago	--	--	--	--	--	--	--	--	--	--	--
10/20	New England	--	--	--	--	--	--	--	--	--	--	--
10/27	Green Bay	--	--	--	--	--	--	--	--	--	--	--
11/03	at Philadelphia	--	--	--	--	--	--	--	--	--	--	--
11/10	Minnesota	--	--	--	--	--	--	--	--	--	--	--
11/17	at Detroit	--	--	--	--	--	--	--	--	--	--	--
12/01	Houston	--	--	--	--	--	--	--	--	--	--	--
12/08	at Tennessee	--	--	--	--	--	--	--	--	--	--	--
12/15	N.Y. Jets	--	--	--	--	--	--	--	--	--	--	--
12/22	at Las Vegas	--	--	--	--	--	--	--	--	--	--	--
12/29	Tennessee	--	--	--	--	--	--	--	--	--	--	--
01/05	at Indianapolis	--	--	--	--	--	--	--	--	--	--	--
<b>TOTALS</b>		<b>1 / 2</b>	<b>0 / 0</b>	<b>0 / 0</b>	<b>0 / 1</b>	<b>0 / 4</b>	<b>0 / 0</b>	<b>1 / 3</b>	<b>1 / 2</b>	<b>0 / 1</b>	<b>2 / 6</b>	<b>5 / 19</b>
		<b>50.0%</b>	<b>0.0%</b>	<b>0.0%</b>	<b>0.0%</b>	<b>0.0%</b>	<b>0.0%</b>	<b>33.3%</b>	<b>50.0%</b>	<b>0.0%</b>	<b>33.3%</b>	<b>26.3%</b>

OPPONENT												
Date	Opponent	3rd & 1	3rd & 2	3rd & 3	3rd & 4	3rd & 5	3rd & 6	3rd & 7	3rd & 8	3rd & 9	3rd & 10+	Total
09/08	at Miami	3 / 3	1 / 1	1 / 3	0 / 0	1 / 1	0 / 0	0 / 0	1 / 2	0 / 0	1 / 6	8 / 16
09/15	Cleveland	0 / 0	0 / 0	0 / 3	0 / 0	1 / 1	0 / 2	0 / 0	1 / 1	0 / 0	0 / 7	2 / 14
09/23	at Buffalo	--	--	--	--	--	--	--	--	--	--	--
09/29	at Houston	--	--	--	--	--	--	--	--	--	--	--
10/06	Indianapolis	--	--	--	--	--	--	--	--	--	--	--
10/13	at Chicago	--	--	--	--	--	--	--	--	--	--	--
10/20	New England	--	--	--	--	--	--	--	--	--	--	--
10/27	Green Bay	--	--	--	--	--	--	--	--	--	--	--
11/03	at Philadelphia	--	--	--	--	--	--	--	--	--	--	--
11/10	Minnesota	--	--	--	--	--	--	--	--	--	--	--
11/17	at Detroit	--	--	--	--	--	--	--	--	--	--	--
12/01	Houston	--	--	--	--	--	--	--	--	--	--	--
12/08	at Tennessee	--	--	--	--	--	--	--	--	--	--	--
12/15	N.Y. Jets	--	--	--	--	--	--	--	--	--	--	--
12/22	at Las Vegas	--	--	--	--	--	--	--	--	--	--	--
12/29	Tennessee	--	--	--	--	--	--	--	--	--	--	--
01/05	at Indianapolis	--	--	--	--	--	--	--	--	--	--	--
<b>TOTALS</b>		<b>3 / 3</b>	<b>1 / 1</b>	<b>1 / 6</b>	<b>0 / 0</b>	<b>2 / 2</b>	<b>0 / 2</b>	<b>0 / 0</b>	<b>2 / 3</b>	<b>0 / 0</b>	<b>1 / 13</b>	<b>10 / 30</b>
		<b>100.0%</b>	<b>100.0%</b>	<b>16.7%</b>	<b>0.0%</b>	<b>100.0%</b>	<b>0.0%</b>	<b>0.0%</b>	<b>66.7%</b>	<b>0.0%</b>	<b>7.7%</b>	<b>33.3%</b>





# 2024 FOURTH DOWN EFFICIENCY

Date	Opponent	JAGUARS						OPPONENT					
		4th & 1	4th & 2	4th & 3	4th & 4	4th & 5+	Total	4th & 1	4th & 2	4th & 3	4th & 4	4th & 5+	Total
09/08	at Miami	0 / 1	0 / 0	0 / 0	0 / 0	0 / 0	0 / 1	0 / 0	0 / 0	0 / 1	0 / 0	0 / 1	0 / 2
09/15	Cleveland	0 / 0	0 / 0	0 / 0	0 / 0	0 / 0	0 / 0	3 / 3	0 / 0	0 / 0	0 / 0	0 / 0	3 / 3
09/23	at Buffalo	--	--	--	--	--	--	--	--	--	--	--	--
09/29	at Houston	--	--	--	--	--	--	--	--	--	--	--	--
10/06	Indianapolis	--	--	--	--	--	--	--	--	--	--	--	--
10/13	at Chicago	--	--	--	--	--	--	--	--	--	--	--	--
10/20	New England	--	--	--	--	--	--	--	--	--	--	--	--
10/27	Green Bay	--	--	--	--	--	--	--	--	--	--	--	--
11/03	at Philadelphia	--	--	--	--	--	--	--	--	--	--	--	--
11/10	Minnesota	--	--	--	--	--	--	--	--	--	--	--	--
11/17	at Detroit	--	--	--	--	--	--	--	--	--	--	--	--
12/01	Houston	--	--	--	--	--	--	--	--	--	--	--	--
12/08	at Tennessee	--	--	--	--	--	--	--	--	--	--	--	--
12/15	N.Y. Jets	--	--	--	--	--	--	--	--	--	--	--	--
12/22	at Las Vegas	--	--	--	--	--	--	--	--	--	--	--	--
12/29	Tennessee	--	--	--	--	--	--	--	--	--	--	--	--
01/05	at Indianapolis	--	--	--	--	--	--	--	--	--	--	--	--
<b>TOTALS</b>		<b>0 / 1</b>	<b>0 / 0</b>	<b>0 / 0</b>	<b>0 / 0</b>	<b>0 / 0</b>	<b>0 / 1</b>	<b>3 / 3</b>	<b>0 / 0</b>	<b>0 / 1</b>	<b>0 / 0</b>	<b>0 / 1</b>	<b>3 / 5</b>
		<b>0.0%</b>	<b>0.0%</b>	<b>0.0%</b>	<b>0.0%</b>	<b>0.0%</b>	<b>0.0%</b>	<b>100.0%</b>	<b>0.0%</b>	<b>0.0%</b>	<b>0.0%</b>	<b>0.0%</b>	<b>60.0%</b>



# 2024 GAME SUMMARIES



## WEEK 1



65,582 ■ Hard Rock Stadium ■ Sep 8, 2024

Jacksonville Jaguars ..... 7 10 0 0 – 17  
 Miami Dolphins ..... 0 7 7 6 – 20

### SCORING DRIVES

TEAM	QTR	TIME	SCORING PLAY	JAX	MIA
Jaguars	1	04:31	T.Etienne 1 yd. run (C.Little kick) (6-96, 3:18)	7	0
Jaguars	2	06:21	B.Thomas 14 yd. pass from T.Lawrence (C.Little kick) (8-55, 5:31)	14	0
Dolphins	2	01:04	D.Achane 1 yd. run (J.Sanders kick) (12-70, 5:17)	14	7
Jaguars	2	00:00	C.Little 53 yd. Field Goal (6-43, 1:04)	17	7
Dolphins	3	02:08	T.Hill 80 yd. pass from T.Tagovailoa (J.Sanders kick) (1-80, 0:11)	17	14
Dolphins	4	04:22	J.Sanders 37 yd. Field Goal (12-73, 6:44)	17	17
Dolphins	4	00:00	J.Sanders 52 yd. Field Goal (8-31, 2:09)	17	20

### JACKSONVILLE JAGUARS

PASSING	ATT	CP	YDS	SK/YD	TD	LG	INT	RTG
Trevor Lawrence	21	12	162	3/23	1	30	0	97.7
<b>TOTAL</b>	<b>21</b>	<b>12</b>	<b>162</b>	<b>3/23</b>	<b>1</b>	<b>30</b>	<b>0</b>	<b>97.7</b>

RUSHING	ATT	YDS	AVG	LG	TD
Tank Bigsby	12	73	6.1	26	0
Travis Etienne Jr.	12	44	3.7	11	1
Trevor Lawrence	1	8	8.0	8	0
Devin Duvernay	1	3	3.0	3	0
<b>TOTAL</b>	<b>26</b>	<b>128</b>	<b>4.9</b>	<b>26</b>	<b>1</b>

RECEIVING	NO	YDS	AVG	LG	TD
Brian Thomas Jr.	4	47	11.8	18	1
Gabe Davis	3	62	20.7	22	0
Travis Etienne Jr.	2	15	7.5	12	0
Christian Kirk	1	30	30.0	30	0
Evan Engram	1	5	5.0	5	0
Parker Washington	1	3	3.0	3	0
<b>TOTAL</b>	<b>12</b>	<b>162</b>	<b>13.5</b>	<b>30</b>	<b>1</b>

TOP DEFENSE	TOT	SOLO	AST	SCK	YDS	INT
Foyesade Oluokun	11	9	2	0.0	0.0	0
Devin Lloyd	9	7	2	0.0	0.0	0
Antonio Johnson	9	5	4	0.0	0.0	0

FIELD GOALS	FGM/FGA	PERCENT	RESULTS
Cam Little	1-1	100.0	53G
<b>TOTAL</b>	<b>1-1</b>	<b>100.0</b>	

### MIAMI DOLPHINS

PASSING	ATT	CP	YDS	SK/YD	TD	LG	INT	RTG
Tua Tagovailoa	37	23	338	3/19	1	80t	0	101.0
<b>TOTAL</b>	<b>37</b>	<b>23</b>	<b>338</b>	<b>3/19</b>	<b>1</b>	<b>80T</b>	<b>0</b>	<b>101.0</b>

RUSHING	ATT	YDS	AVG	LG	TD
Jeff Wilson Jr.	5	26	5.2	14	0
De'Von Achane	10	24	2.4	9	1
Tua Tagovailoa	1	11	11.0	11	0
Raheem Mostert	6	9	1.5	6	0
Alec Ingold	2	8	4.0	6	0
Jaylen Waddle	1	3	3.0	3	0
<b>TOTAL</b>	<b>25</b>	<b>81</b>	<b>3.2</b>	<b>14</b>	<b>1</b>

RECEIVING	NO	YDS	AVG	LG	TD
Tyreek Hill	7	130	18.6	80t	1
De'Von Achane	7	76	10.9	39	0
Jaylen Waddle	5	109	21.8	63	0
Raheem Mostert	2	10	5.0	7	0
Jonnu Smith	1	7	7.0	7	0
Julian Hill	1	6	6.0	6	0
<b>TOTAL</b>	<b>23</b>	<b>338</b>	<b>14.7</b>	<b>80T</b>	<b>1</b>

TOP DEFENSE	TOT	SOLO	AST	SCK	YDS	INT
David Long Jr.	8	7	1	0.0	0.0	0
Kendall Fuller	6	4	2	0.0	0.0	0
Jordan Poyer	6	3	3	0.0	0.0	0

FIELD GOALS	FGM/FGA	PERCENT	RESULTS
Jason Sanders	2-3	66.7	42WL, 37G, 52G
<b>TOTAL</b>	<b>2-3</b>	<b>66.0</b>	

### Team Statistics

	Jaguars	Dolphins
First Downs	17	18
3rd-Down Eff. (Made/Att/Pct)	2/10/20%	8/16/50%
4th-Down Eff. (Made/Att/Pct)	0/1/0%	0/2/0%
Total Net Yards	267	400
Total Plays	50	65
Yards Per Play	5.3	6.2
Rushes/Net Yards	26/128	25/81
Net Passing	139	319
Pass Attempts/Completions	21/12	37/23
Had Intercepted	0	0
Sacked/Yards Lost	3/23	3/19
Punts/Average	6/51.8	4/49.5
Penalties/Yards	8/71	9/103
Fumbles/Lost	2/1	0/0
Possession Time	26:50	33:10



# 2024 GAME SUMMARIES



## WEEK 2



60,105 ■ EverBank Stadium ■ Sep 15, 2024

Cleveland Browns ..... 7    6    3    2    -    18  
 Jacksonville Jaguars ..... 0    3    7    3    -    13

### SCORING DRIVES

TEAM	QTR	TIME	SCORING PLAY	CLE	JAX
Browns	1	02:29	D.Watson 1 yd. run (D.Hopkins kick) (16-89, 9:14)	7	0
Browns	2	09:52	D.Hopkins 53 yd. Field Goal (12-41, 6:35)	10	0
Jaguars	2	04:44	C.Little 22 yd. Field Goal (11-66, 5:08)	10	3
Browns	2	00:27	D.Hopkins 38 yd. Field Goal (8-52, 4:17)	13	3
Browns	3	10:20	D.Hopkins 44 yd. Field Goal (6-23, 2:16)	16	3
Jaguars	3	01:11	T.Etienne 4 yd. run (C.Little kick) (3-72, 1:18)	16	10
Jaguars	4	07:32	C.Little 25 yd. Field Goal (13-83, 6:42)	16	13
Browns	4	01:44	T.Lawrence sacked in end zone by A.Wright for a Safety	18	13

### JACKSONVILLE JAGUARS

PASSING	ATT	CP	YDS	SK/YD	TD	LG	INT	RTG
Trevor Lawrence	30	14	220	4/24	0	66	0	71.5
<b>TOTAL</b>	<b>30</b>	<b>14</b>	<b>220</b>	<b>4/24</b>	<b>0</b>	<b>66</b>	<b>0</b>	<b>71.5</b>

RUSHING	ATT	YDS	AVG	LG	TD
Travis Etienne Jr.	13	52	4.0	20	1
Trevor Lawrence	2	45	22.5	33	0
D'Ernest Johnson	5	26	5.2	9	0
Devin Duvernay	1	4	4.0	4	0
<b>TOTAL</b>	<b>21</b>	<b>127</b>	<b>6.0</b>	<b>33</b>	<b>1</b>

RECEIVING	NO	YDS	AVG	LG	TD
Brenton Strange	3	65	21.7	30	0
Gabe Davis	3	43	14.3	22	0
Travis Etienne Jr.	3	6	2.0	8	0
Brian Thomas Jr.	2	94	47.0	66	0
Luke Farrell	2	13	6.5	7	0
Christian Kirk	1	-1	-1.0	-1	0
<b>TOTAL</b>	<b>14</b>	<b>220</b>	<b>15.7</b>	<b>66</b>	<b>0</b>

TOP DEFENSE	TOT	SOLO	AST	SCK	YDS	INT
Montaric Brown	11	11	0	0.0	0.0	0
Devin Lloyd	8	5	3	0.0	0.0	0
Foyesade Oluokun	8	3	5	1.0	9.0	0

FIELD GOALS	FGM/FGA	PERCENT	RESULTS
Cam Little	2-3	66.7	22G, 43RU, 25G
<b>TOTAL</b>	<b>2-3</b>	<b>66.0</b>	

### CLEVELAND BROWNS

PASSING	ATT	CP	YDS	SK/YD	TD	LG	INT	RTG
Deshaun Watson	34	22	186	2/14	0	30	0	78.8
<b>TOTAL</b>	<b>34</b>	<b>22</b>	<b>186</b>	<b>2/14</b>	<b>0</b>	<b>30</b>	<b>0</b>	<b>78.8</b>

RUSHING	ATT	YDS	AVG	LG	TD
Jerome Ford	7	64	9.1	36	0
D'Onta Foreman	14	42	3.0	9	0
Deshaun Watson	5	20	4.0	9	1
Jameis Winston	2	4	2.0	2	0
Pierre Strong Jr.	1	-5	-5.0	-5	0
<b>TOTAL</b>	<b>29</b>	<b>125</b>	<b>4.3</b>	<b>36</b>	<b>1</b>

RECEIVING	NO	YDS	AVG	LG	TD
Elijah Moore	6	44	7.3	22	0
Jerry Jeudy	5	73	14.6	30	0
David Bell	3	27	9.0	12	0
Amari Cooper	3	11	3.7	7	0
Jordan Akins	1	10	10.0	10	0
Pierre Strong Jr.	1	10	10.0	10	0
D'Onta Foreman	1	9	9.0	9	0
Cedric Tillman	1	2	2.0	2	0
Jerome Ford	1	0	0.0	0	0
<b>TOTAL</b>	<b>22</b>	<b>186</b>	<b>8.5</b>	<b>30</b>	<b>0</b>

TOP DEFENSE	TOT	SOLO	AST	SCK	YDS	INT
Jeremiah Owusu-Koramoah	7	6	1	0.0	0.0	0
Grant Delpit	6	5	1	0.0	0.0	0
Myles Garrett	3	3	0	1.0	9.0	0

FIELD GOALS	FGM/FGA	PERCENT	RESULTS
Dustin Hopkins	3-3	100.0	53G, 38G, 44G
<b>TOTAL</b>	<b>3-3</b>	<b>100.0</b>	

### Team Statistics

	Browns	Jaguars
First Downs	17	18
3rd-Down Eff. (Made/Att/Pct)	2/14/14%	3/9/33%
4th-Down Eff. (Made/Att/Pct)	3/3/100%	0/0/0%
Total Net Yards	297	323
Total Plays	65	55
Yards Per Play	4.6	5.9
Rushes/Net Yards	29/125	21/127
Net Passing	172	196
Pass Attempts/Completions	34/22	30/14
Had Intercepted	0	0
Sacked/Yards Lost	2/14	4/24
Punts/Average	5/43.6	3/52.0
Penalties/Yards	13/100	6/52
Fumbles/Lost	1/0	1/0
Possession Time	34:23	25:37







# YASIR ABDULLAH | 56

POSITION: LINEBACKER  
 HT: 6-1 | WT: 240 | DOB: 4-12-2000  
 COLLEGE: LOUISVILLE  
 HOMETOWN: MIRAMAR, FLA.  
 ACQ: D5-'23  
 EXP: 2nd YEAR

@AbYasiir  
 yasirabdullah\_22

## KEY TRANSACTIONS

- Originally drafted by Jacksonville in the fifth round (136th overall) in the 2023 Draft

## PRO

### 2024 (Jaguars)

- 9/15 vs. CLE:** Started at linebacker and recorded a tackle on special teams
- 9/8 at MIA:** Saw action at linebacker and set a single-game career high three solo tackles

### 2023 (Jaguars)

- Appeared in five games as a rookie
- 10/8 at BUF:** Recorded one quarterback hit
- 10/1 vs. ATL:** Recorded one solo tackle
- 9/10 at IND:** Saw action in first-career NFL game

## COLLEGE

- Finished his career at Louisville eighth in career sacks (23.5) and second in tackles for loss (43)
- Recorded 210 total tackles (124 solo) in five seasons
- In 2022, was named first-team All-ACC... Led the conference with 9.5 sacks which ranked 15th in the nation
- Played in the East-West Shrine Game

## PERSONAL

- His father, Xavier McCray, played football at Florida
- Majored in Sports Administration
- Favorite athlete growing up was Bills OLB Von Miller

### YASIR ABDULLAH'S NFL REGULAR SEASON DEFENSIVE STATISTICS

DATE	TEAM	GP	TACKLES							INTERCEPTIONS							O. FUMB				ST				MISC		
			GS	TK	S	A	TFL	YDS	SK	YDS	QBH	NO	YDS	LG	TD	PD	FF	FR	TD	YDS	TK	S	A	FF	FR	S	A
2023	Jaguars	5	0	1	1	0	0	0	0.0	0.0	1	0	0	0	0	0	0	0	0	0	0	0	0	0	0	0	0
2024	Jaguars	2	1	3	3	0	0	0	0.0	0.0	0	0	0	0	0	0	0	0	0	0	1	1	0	0	0	0	
<b>NFL TOTALS</b>		<b>7</b>	<b>1</b>	<b>4</b>	<b>4</b>	<b>0</b>	<b>0</b>	<b>0</b>	<b>0.0</b>	<b>0.0</b>	<b>1</b>	<b>0</b>	<b>0</b>	<b>0</b>	<b>0</b>	<b>0</b>	<b>0</b>	<b>0</b>	<b>0</b>	<b>0</b>	<b>1</b>	<b>1</b>	<b>0</b>	<b>0</b>	<b>0</b>	<b>0</b>	

### SINGLE-GAME HIGHS: DEFENSIVE

**Total Tackles** 3 at Miami Dolphins, Sep 08, 2024  
 1 vs. Atlanta Falcons, Oct 01, 2023

**Solo Tackles** 3 at Miami Dolphins, Sep 08, 2024  
 1 vs. Atlanta Falcons, Oct 01, 2023

### 2024 GAME-BY-GAME REGULAR-SEASON STATISTICS (JAGUARS)

DATE	OPPONENT	P/S	TACKLES							INTERCEPTIONS							O. FUMB				ST				MISC			
			TK	S	A	SK	YDS	TFL	YDS	QBH	NO	YDS	LG	TD	PD	FF	FR	TD	YDS	TK	S	A	FF	FR	S	A	W/L	SCORE
09/08	at Dolphins	P	3	3	0	0.0	0.0	0	0	0	0	0	0	0	0	0	0	0	0	0	0	0	0	0	0	0	L	17-20
09/15	Browns	S	0	0	0	0.0	0.0	0	0	0	0	0	0	0	0	0	0	0	0	1	1	0	0	0	0	0	L	13-18
<b>2024 TOTALS</b>		<b>2-1</b>	<b>3</b>	<b>3</b>	<b>0</b>	<b>0.0</b>	<b>0.0</b>	<b>0</b>	<b>0</b>	<b>0</b>	<b>0</b>	<b>0</b>	<b>0</b>	<b>0</b>	<b>0</b>	<b>0</b>	<b>0</b>	<b>0</b>	<b>0</b>	<b>1</b>	<b>1</b>	<b>0</b>	<b>0</b>	<b>0</b>	<b>0</b>	<b>0</b>	<b>0-2</b>	



**2023 GAME-BY-GAME REGULAR-SEASON STATISTICS (JAGUARS)**

DATE	OPPONENT	P/S	TACKLES							INTERCEPTIONS					O. FUMB				ST				MISC		SCORE			
			TK	S	A	SK	YDS	TFL	YDS	QBH	NO	YDS	LG	TD	PD	FF	FR	TD	YDS	TK	S	A	FF	FR		S	A	W/L
09/10	at Colts	P	0	0	0	0.0	0.0	0	0	0	0	0	0	0	0	0	0	0	0	0	0	0	0	0	0	0	W	31-21
09/17	Chiefs	P	0	0	0	0.0	0.0	0	0	0	0	0	0	0	0	0	0	0	0	0	0	0	0	0	0	0	L	9-17
09/24	Texans	P	0	0	0	0.0	0.0	0	0	0	0	0	0	0	0	0	0	0	0	0	0	0	0	0	0	0	L	17-37
10/01	Falcons	P	1	1	0	0.0	0.0	0	0	0	0	0	0	0	0	0	0	0	0	0	0	0	0	0	0	0	W	23-7
10/08	at Bills	P	0	0	0	0.0	0.0	0	0	1	0	0	0	0	0	0	0	0	0	0	0	0	0	0	0	0	W	25-20
10/15	Colts																									W	37-20	
10/19	at Saints																									W	31-24	
10/29	at Steelers																									W	20-10	
11/12	49ers																									L	3-34	
11/19	Titans																									W	34-14	
11/26	at Texans																									W	24-21	
12/04	Bengals																									L	31-34+	
12/10	at Browns																									L	27-31	
12/17	Ravens																									L	7-23	
12/24	at Buccaneers																									L	12-30	
12/31	Panthers																									W	26-0	
01/07	at Titans																									L	20-28	
<b>2023 TOTALS</b>			<b>5-0</b>	<b>1</b>	<b>1</b>	<b>0</b>	<b>0.0</b>	<b>0.0</b>	<b>0</b>	<b>0</b>	<b>1</b>	<b>0</b>	<b>0</b>	<b>0</b>	<b>0</b>	<b>0</b>	<b>0</b>	<b>0</b>	<b>0</b>	<b>0</b>	<b>0</b>	<b>0</b>	<b>0</b>	<b>0</b>	<b>0</b>	<b>0</b>	<b>9-8</b>	

+ - Overtime





# ARIK ARMSTEAD | 91

**POSITION:** DEFENSIVE END  
**HT:** 6-7 | **WT:** 290 | **DOB:** 11-15-1993  
**COLLEGE:** OREGON  
**HOMETOWN:** ELK GROVE, CA  
**ACQ:** UFA (S.F.) -'24  
**EXP:** 10th YEAR

 @arikarmstead  
 @arikarmstead

## KEY TRANSACTIONS

- Originally drafted by San Francisco in the first round (17th overall) in the 2015 draft
- Signed by Jacksonville as an unrestricted free agent on 3/15/24

## PRO

### 2024 (Jaguars)

- **9/15 vs. CLE:** Saw action at defensive end and recorded two tackles
- **9/8 at MIA:** Recorded one tackle, one tackle for loss, one quarterback hit and 1.0 sack for a five-yard loss

### 2023 (49ers)

- San Francisco 49ers 2023 Walter Payton NFL Man of the Year Award nominee
- Started in all 12 regular season games he appeared in and recorded 27 tackles (15 solo), 13 quarterback hits, 5.0 sacks, and four tackles for loss
- Started in all three postseason games including Super Bowl LVIII... Recorded 11 tackles (four solo), two quarterback hits, 1.0 sack and one tackle for loss
- In Week 5, he was nominated as the NFLPA Community MVP

### 2022 (49ers)

- Started in all nine regular season games he appeared in and recorded 11 tackles (eight solo), four quarterback hits, and two tackles for loss
- Started in all three postseason games and recorded 10 tackles (two assists), 2.0 sacks, two quarterback hits and one tackle for loss
- Named the 49ers representative for the Walter Payton Man of the Year Award

### 2021 (49ers)

- Started 17 regular season games and recorded 63 tackles (29 solo), 11 quarterback hits, seven tackles for loss and 6.0 sacks
- Started in all three postseason matchups and recorded 9 tackles (four solo), five quarterback hits, 3.0 sacks and three tackles for loss
- Named the 49ers representative for the Walter Payton Man of the Year Award
- **1/9 at LAR:** Recorded seven tackles (four solo) and 2.5 sacks... This marks a career-high for most sacks in a single game

### 2020 (49ers)

- Started 16 regular season games and recorded 49 tackles (29 solo), 13 quarterback hits, six tackles for loss, 3.5 sacks, and three passes defended
- Named the 49ers representative for the Walter Payton Man of the Year Award

### 2019 (49ers)

- Started 16 regular season games and recorded 54 tackles (32 solo), 18 quarterback hits, 11 tackles for loss, 10.0 sacks, two forced fumbles, two passes defended and one fumble recovered
- Started in all three postseason matchups, including Super Bowl LIV LVIII... Recorded 15 tackles (eight solo), four quarterback hits, 2.0 sacks, one tackle for loss, and one forced fumble
- **10/27 vs. CAR:** Recorded three tackles and 2.0 sacks... This marks the first game in his career with multiple sacks

### 2018 (49ers)

- Started 16 regular season games and recorded 48 tackles (33 solo), 12 quarterback hits, six tackles for loss and 3.0 sacks

### 2017 (49ers)

- Started in all six regular season games he appeared in and recorded 16 tackles (eight solo), three quarterback hits, two tackles for loss, 1.5 sacks and one pass defended
- Placed on the Injured Reserve List on Oct. 17

### 2016 (49ers)





- Appeared in eight games with four starts and recorded 15 tackles (nine solo), three quarterback hits, 2.5 sacks, two tackles for loss and one forced fumble
- Placed on the Injured Reserve List on Nov. 8

### 2015 (49ers)

- Appeared in 16 games with one start during his rookie season... Recorded 19 tackles (13 solo) and 2.0 sacks
- Placed on the Injured Reserve List on Nov. 8
- **9/27 at ARI:** Recorded three tackles (two solo), 1.0 sack, and one tackle for loss... This marks the first sack of his career

### COLLEGE

- Played collegiately at Oregon from 2012-2014
- Played in all 13 games as a true freshman, finishing the 2012 season with 26 tackles and 0.5 sacks
- Recorded 87 total tackles (41 solo), 10 tackles for loss, 4.0 sacks, two fumble recoveries, two passes defended and one forced fumble across 39 games
- Posted a career-high nine tackles and one fumble recovery in the College Football Playoff National Championship against Ohio State in the 2014 season

### PERSONAL

- He and his wife, Melinda, have two daughters
- Son of Guss and Christa Armstead with one brother and one sister
- His brother, Armond Armstead, played college football at USC and is in the Canadian Football League
- Majored in General Social Science at Oregon
- Attended Pleasant Grove High School in Elk Grove, California

### ARIK ARMSTEAD'S NFL REGULAR SEASON DEFENSIVE STATISTICS

DATE	TEAM	GP	GS	TACKLES							INTERCEPTIONS						O. FUMB				ST				MISC									
				TK	S	A	TFL	YDS	SK	YDS	QBH	NO	YDS	LG	TD	PD	FF	FR	TD	YDS	TK	S	A	FF	FR	S	A							
2015	49ers	16	1	19	14	5	2	12	2.0	12.0	8	0	0	0	0	0	0	0	0	0	0	0	0	0	0	0	0	0	0	0	0	0	0	0
2016	49ers	8	4	15	9	6	2	9	2.5	4.5	3	0	0	0	0	0	0	1	0	0	0	0	0	0	0	0	0	0	0	0	0	0	0	
2017	49ers	6	6	16	8	8	2	17	1.5	8.5	3	0	0	0	0	0	1	0	0	0	0	0	0	0	0	0	0	0	0	0	0	0	0	
2018	49ers	16	16	48	33	15	6	23	3.0	19.0	12	0	0	0	0	0	0	0	0	0	0	0	0	0	0	0	0	0	0	0	0	0	0	
2019	49ers	16	16	54	32	22	11	75	10.0	73.0	18	0	0	0	0	2	2	1	0	0	0	0	0	0	0	0	0	0	0	0	0	0	0	0
2020	49ers	16	16	49	29	20	6	25	3.5	25.5	13	0	0	0	0	3	0	0	0	0	0	0	0	0	0	0	0	0	0	0	0	0	0	
2021	49ers	17	17	63	29	34	7	35	6.0	43.0	11	0	0	0	0	0	0	0	0	0	0	0	0	0	0	0	0	0	0	0	0	0	0	
2022	49ers	9	9	11	8	3	2	3	0.0	0.0	4	0	0	0	0	0	0	0	0	0	0	0	0	0	0	0	0	0	0	0	0	0	0	
2023	49ers	12	12	27	15	12	4	24	5.0	37.0	13	0	0	0	0	0	0	0	0	0	0	0	0	0	0	0	0	0	0	0	0	0	0	
2024	Jaguars	2	0	3	3	0	1	5	1.0	5.0	1	0	0	0	0	0	0	0	0	0	0	0	0	0	0	0	0	0	0	0	0	0	0	
<b>NFL TOTALS</b>		<b>118</b>		<b>97</b>	<b>305</b>	<b>180</b>	<b>125</b>	<b>43</b>	<b>228</b>	<b>34.5</b>	<b>227.5</b>	<b>86</b>	<b>0</b>	<b>0</b>	<b>0</b>	<b>0</b>	<b>6</b>	<b>3</b>	<b>1</b>	<b>0</b>	<b>0</b>	<b>0</b>	<b>0</b>	<b>0</b>	<b>0</b>	<b>0</b>	<b>0</b>	<b>0</b>	<b>0</b>	<b>0</b>	<b>0</b>	<b>0</b>	<b>0</b>	

### ARIK ARMSTEAD'S NFL POSTSEASON DEFENSIVE STATISTICS

DATE	TEAM	GP	GS	TACKLES							INTERCEPTIONS						O. FUMB				ST				MISC								
				TK	S	A	TFL	YDS	SK	YDS	QBH	NO	YDS	LG	TD	PD	FF	FR	TD	YDS	TK	S	A	FF	FR	S	A						
2019	49ers	3	3	8	7	1	1	8	2.0	15.0	4	0	0	0	0	0	1	0	0	0	0	0	0	0	0	0	0	0	0	0	0	0	0
2021	49ers	3	3	9	4	5	3	24	3.0	24.0	5	0	0	0	0	0	0	0	0	0	0	0	0	0	0	0	0	0	0	0	0	0	0
2022	49ers	3	3	10	8	2	1	10	2.0	10.0	2	0	0	0	0	0	0	0	0	0	0	0	0	0	0	0	0	0	0	0	0	0	0
2023	49ers	3	3	11	4	7	1	1	1.0	1.0	2	0	0	0	0	0	1	0	0	0	0	0	0	0	0	0	0	0	0	0	0	0	0
<b>NFL TOTALS</b>		<b>12</b>		<b>38</b>	<b>23</b>	<b>15</b>	<b>6</b>	<b>43</b>	<b>8.0</b>	<b>50.0</b>	<b>13</b>	<b>0</b>	<b>0</b>	<b>0</b>	<b>0</b>	<b>0</b>	<b>1</b>	<b>1</b>	<b>0</b>	<b>0</b>	<b>0</b>	<b>0</b>	<b>0</b>	<b>0</b>	<b>0</b>	<b>0</b>	<b>0</b>	<b>0</b>	<b>0</b>	<b>0</b>	<b>0</b>	<b>0</b>	<b>0</b>

### SINGLE-GAME HIGHS: DEFENSIVE

<b>Total Tackles</b>	10 vs. Arizona Cardinals, Nov 07, 2021 8 vs. Houston Texans, Jan 02, 2022 ...1 more at 8.	<b>Forced Fumbles</b>	1 vs. Seattle Seahawks, Nov 11, 2019 1 vs. Pittsburgh Steelers, Sep 22, 2019 ...1 more at 1.
<b>Solo Tackles</b>	5 vs. Atlanta Falcons, Dec 19, 2021 5 at Dallas Cowboys, Dec 20, 2020 ...1 more at 5.	<b>Fumble Recoveries</b>	1 at Los Angeles Rams, Oct 13, 2019
<b>Sacks</b>	2.5 at Los Angeles Rams, Jan 09, 2022 2.0 at Dallas Cowboys, Dec 20, 2020 ...2 more at 2.0.	<b>Tackles For Loss</b>	2 at Los Angeles Rams, Jan 09, 2022 2 at Arizona Cardinals, Dec 26, 2020 ...3 more at 2.
<b>Passes Defensed</b>	1 vs. Seattle Seahawks, Jan 03, 2021 1 vs. Los Angeles Rams, Oct 18, 2020 ...4 more at 1.		



**SINGLE-GAME HIGHS - POSTSEASON: DEFENSIVE**

<b>Total Tackles</b>	5 at Green Bay Packers, Jan 22, 2022 4 at Dallas Cowboys, Jan 16, 2022	<b>Forced Fumbles</b>	1 vs. Green Bay Packers, Jan 19, 2020
<b>Solo Tackles</b>	3 at Green Bay Packers, Jan 22, 2022 3 vs. Green Bay Packers, Jan 19, 2020	<b>Tackles For Loss</b>	2 at Green Bay Packers, Jan 22, 2022 1 at Dallas Cowboys, Jan 16, 2022 ...1 more at 1.
<b>Sacks</b>	2.0 at Green Bay Packers, Jan 22, 2022 1.0 at Dallas Cowboys, Jan 16, 2022 ...2 more at 1.0.		

**2024 GAME-BY-GAME REGULAR-SEASON STATISTICS (JAGUARS)**

DATE	OPPONENT	P/S	TACKLES							INTERCEPTIONS					O. FUMB				ST				MISC			SCORE		
			TK	S	A	SK	YDS	TFL	YDS	QBH	NO	YDS	LG	TD	PD	FF	FR	TD	YDS	TK	S	A	FF	FR	S		A	W/L
09/08	at Dolphins	P	1	1	0	1.0	5.0	1	5	1	0	0	0	0	0	0	0	0	0	0	0	0	0	0	0	0	L	17-20
09/15	Browns	P	2	2	0	0.0	0.0	0	0	0	0	0	0	0	0	0	0	0	0	0	0	0	0	0	0	L	13-18	
<b>2024 TOTALS</b>		<b>2-0</b>	<b>3</b>	<b>3</b>	<b>0</b>	<b>1.0</b>	<b>5.0</b>	<b>1</b>	<b>5</b>	<b>1</b>	<b>0</b>	<b>0</b>	<b>0</b>	<b>0</b>	<b>0</b>	<b>0</b>	<b>0</b>	<b>0</b>	<b>0</b>	<b>0</b>	<b>0</b>	<b>0</b>	<b>0</b>	<b>0</b>	<b>0</b>	<b>0-2</b>		

**2023 GAME-BY-GAME REGULAR-SEASON STATISTICS (49ERS)**

DATE	OPPONENT	P/S	TACKLES							INTERCEPTIONS					O. FUMB				ST				MISC			SCORE	
			TK	S	A	SK	YDS	TFL	YDS	QBH	NO	YDS	LG	TD	PD	FF	FR	TD	YDS	TK	S	A	FF	FR	S		A
09/10	at Steelers	S	0	0	0	0.0	0.0	0	0	1	0	0	0	0	0	0	0	0	0	0	0	0	0	0	0	W	30-7
09/17	at Rams	S	4	3	1	0.0	0.0	0	0	0	0	0	0	0	0	0	0	0	0	0	0	0	0	0	0	W	30-23
09/21	Giants	S	0	0	0	0.0	0.0	0	0	1	0	0	0	0	0	0	0	0	0	0	0	0	0	0	0	W	30-12
10/01	Cardinals	S	2	1	1	0.0	0.0	0	0	1	0	0	0	0	0	0	0	0	0	0	0	0	0	0	0	W	35-16
10/08	Cowboys	S	2	0	2	0.5	3.0	0	0	2	0	0	0	0	0	0	0	0	0	0	0	0	0	0	0	W	42-10
10/15	at Browns	S	3	3	0	0.0	0.0	1	1	0	0	0	0	0	0	0	0	0	0	0	0	0	0	0	0	L	17-19
10/23	at Vikings	S	0	0	0	0.0	0.0	0	0	1	0	0	0	0	0	0	0	0	0	0	0	0	0	0	0	L	17-22
10/29	Bengals	S	4	2	2	2.0	14.0	2	14	2	0	0	0	0	0	0	0	0	0	0	0	0	0	0	0	L	17-31
11/12	at Jaguars	S	3	2	1	0.5	3.0	0	0	1	0	0	0	0	0	0	0	0	0	0	0	0	0	0	0	W	34-3
11/19	Buccaneers	S	3	2	1	1.0	9.0	1	9	2	0	0	0	0	0	0	0	0	0	0	0	0	0	0	0	W	27-14
11/23	at Seahawks	S	5	2	3	1.0	8.0	0	0	2	0	0	0	0	0	0	0	0	0	0	0	0	0	0	0	W	31-13
12/03	at Eagles	S	1	0	1	0.0	0.0	0	0	0	0	0	0	0	0	0	0	0	0	0	0	0	0	0	0	W	42-19
12/10	Seahawks										ON INACTIVE LIST												W	28-16			
12/17	at Cardinals										ON INACTIVE LIST												W	45-29			
12/25	Ravens										ON INACTIVE LIST												L	19-33			
12/31	at Commanders										ON INACTIVE LIST												W	27-10			
01/07	Rams										ON INACTIVE LIST												L	20-21			
<b>2023 TOTALS</b>		<b>12-12</b>	<b>27</b>	<b>15</b>	<b>12</b>	<b>5.0</b>	<b>37.0</b>	<b>4</b>	<b>24</b>	<b>13</b>	<b>0</b>	<b>0</b>	<b>0</b>	<b>0</b>	<b>0</b>	<b>0</b>	<b>0</b>	<b>0</b>	<b>0</b>	<b>0</b>	<b>0</b>	<b>0</b>	<b>0</b>	<b>0</b>	<b>0</b>	<b>12-5</b>	

**2023 GAME-BY-GAME POSTSEASON STATISTICS (49ERS)**

DATE	OPPONENT	P/S	TACKLES							INTERCEPTIONS					O. FUMB				ST				MISC			SCORE	
			TK	S	A	SK	YDS	TFL	YDS	QBH	NO	YDS	LG	TD	PD	FF	FR	TD	YDS	TK	S	A	FF	FR	S		A
01/20	Packers	S	3	1	2	0.0	0.0	0	0	0	0	0	0	0	0	0	0	0	0	0	0	0	0	0	0	W	24-21
01/28	Lions	S	2	0	2	0.0	0.0	0	0	1	0	0	0	0	0	0	1	0	0	0	0	0	0	0	0	W	34-31
02/11	at Chiefs	S	6	3	3	1.0	1.0	1	1	1	0	0	0	0	0	0	0	0	0	0	0	0	0	0	0	L	22-25+
<b>2023 TOTALS</b>		<b>3-3</b>	<b>11</b>	<b>4</b>	<b>7</b>	<b>1.0</b>	<b>1.0</b>	<b>1</b>	<b>1</b>	<b>2</b>	<b>0</b>	<b>0</b>	<b>0</b>	<b>0</b>	<b>0</b>	<b>0</b>	<b>1</b>	<b>0</b>	<b>0</b>	<b>0</b>	<b>0</b>	<b>0</b>	<b>0</b>	<b>0</b>	<b>0</b>	<b>2-1</b>	

+ - Overtime





# TANK BIGSBY | 4

**POSITION:** RUNNING BACK  
**HT:** 5-11 | **WT:** 215 | **DOB:** 8-30-2002  
**COLLEGE:** AUBURN  
**HOMETOWN:** LAGRANGE, GA.  
**ACQ:** D3-'23  
**EXP:** 2nd YEAR

tank\_bigsby  
 tank\_bigsby

## KEY TRANSACTIONS

- Originally drafted by Jacksonville in the third round (88th overall) of the 2023 Draft

## PRO

### 2024 (Jaguars)

- 9/15 vs. CLE:** Saw some action on special teams
- 9/8 at MIA:** Set single-game career highs in carries (12) and rushing yards (73)

### 2023 (Jaguars)

- Saw action in all 17 regular season games... Recorded 50 rushing attempts for 132 yards and two touchdowns... He also saw action on special teams tallying four kick returns for 99 yards
- 1/7 at TEN:** Rushed three times for 16 yards and returned four kicks for 99 yards... His 99 single-game kick return yards ranked third-most among rookies
- 12/31 vs. CAR:** Rushed 10 times for 32 yards setting a career-high in both rushing attempts and rushing yards... saw action on special teams
- 9/10 at IND:** Recorded 13 yards and a touchdown on seven attempts in NFL debut

## COLLEGE

- Recorded 2,903 rushing yards, 25 touchdowns, and 13 career 100-yard games while at Auburn
- Rushed for a career-high 192 yards on 12/12/20 at Mississippi State
- Recorded a career-high 268 all-purpose yards on 10/10/20 at Arkansas
- Was the 2020 SEC Freshman of the Year

## PERSONAL

- Given name is Cartavious
- His mother gave him the nickname Tank when he was seven years old
- Was one of 45 drafted players to attend the NFL Players Association Rookie Premiere in 2023
- Favorite movie is Friday

## TANK BIGSBY'S NFL REGULAR SEASON RUSHING/RECEIVING STATISTICS

DATE	TEAM	RUSHING							RECEIVING				
		GP	GS	NO.	YDS.	AVG.	LG	TD	NO.	YDS.	AVG.	LG	TD
2023	Jaguars	17	0	50	132	2.6	12	2	1	6	6.0	6	0
2024	Jaguars	2	0	12	73	6.1	26	0	0	0	0.0	0	0
<b>NFL TOTALS</b>		<b>19</b>	<b>0</b>	<b>62</b>	<b>205</b>	<b>3.3</b>	<b>26</b>	<b>2</b>	<b>1</b>	<b>6</b>	<b>6.0</b>	<b>6</b>	<b>0</b>

## TANK BIGSBY'S NFL REGULAR SEASON RETURN STATISTICS

DATE	TEAM	KICKOFF RETURNS					PUNT RETURNS					
		RET.	YDS.	AVG.	LG	TD	NO.	FC	YDS.	AVG.	LG	TD
2023	Jaguars	4	99	24.8	31	0	0	0	0	0.0	0	0
2024	Jaguars	0	0	0.0	0	0	0	0	0	0.0	0	0
<b>NFL TOTALS</b>		<b>4</b>	<b>99</b>	<b>24.8</b>	<b>31</b>	<b>0</b>	<b>0</b>	<b>0</b>	<b>0</b>	<b>0.0</b>	<b>0</b>	<b>0</b>





**SINGLE-GAME HIGHS: RUSHING/RECEIVING**

**Rush Attempts** 12 at Miami Dolphins, Sep 08, 2024  
10 vs. Carolina Panthers, Dec 31, 2023

**Rushing Yards** 73 at Miami Dolphins, Sep 08, 2024  
32 vs. Carolina Panthers, Dec 31, 2023

**Rushing Average** 6.1 at Miami Dolphins, Sep 08, 2024  
3.2 vs. Carolina Panthers, Dec 31, 2023

**Longest Runs** 26 at Miami Dolphins, Sep 08, 2024  
17 at Miami Dolphins, Sep 08, 2024

**Rushing TDs** 1 vs. Houston Texans, Sep 24, 2023  
1 at Indianapolis Colts, Sep 10, 2023

**Longest Receptions** 6 vs. Indianapolis Colts, Oct 15, 2023

**All-Purpose Yards** 115 at Tennessee Titans, Jan 07, 2024  
73 at Miami Dolphins, Sep 08, 2024

**Kickoff Returns** 4 at Tennessee Titans, Jan 07, 2024

**Kickoff Return Yards** 99 at Tennessee Titans, Jan 07, 2024

**Longest Kickoff Return** 31 at Tennessee Titans, Jan 07, 2024  
28 at Tennessee Titans, Jan 07, 2024

**Kickoff Return Average** 24.8 at Tennessee Titans, Jan 07, 2024

**Most TDs** 1 vs. Houston Texans, Sep 24, 2023  
1 at Indianapolis Colts, Sep 10, 2023

**Scrimmage Yards** 73 at Miami Dolphins, Sep 08, 2024  
32 vs. Carolina Panthers, Dec 31, 2023

**2024 GAME-BY-GAME REGULAR-SEASON STATISTICS (JAGUARS)**

DATE	OPPONENT	P/S	RUSHING						RECEIVING						W/L	SCORE
			NO.	YDS.	AVG.	LG	TD	NO.	YDS.	AVG.	LG	TD				
09/08	at Dolphins	P	12	73	6.1	26	0	0	0	0.0	0	0	0	L	17-20	
09/15	Browns	P	0	0	0.0	0	0	0	0	0.0	0	0	0	L	13-18	
<b>2024 TOTALS</b>		<b>2-0</b>	<b>12</b>	<b>73</b>	<b>6.1</b>	<b>26</b>	<b>0</b>	<b>0</b>	<b>0</b>	<b>0.0</b>	<b>0</b>	<b>0</b>	<b>0</b>	<b>0-2</b>		

**2023 GAME-BY-GAME REGULAR-SEASON STATISTICS (JAGUARS)**

DATE	OPPONENT	P/S	RUSHING						RECEIVING						W/L	SCORE
			NO.	YDS.	AVG.	LG	TD	NO.	YDS.	AVG.	LG	TD				
09/10	at Colts	P	7	13	1.9	4	1	0	0	0.0	0	0	0	W	31-21	
09/17	Chiefs	P	0	0	0.0	0	0	0	0	0.0	0	0	0	L	9-17	
09/24	Texans	P	2	10	5.0	9	1	0	0	0.0	0	0	0	L	17-37	
10/01	Falcons	P	3	10	3.3	6	0	0	0	0.0	0	0	0	W	23-7	
10/08	at Bills	P	3	8	2.7	7	0	0	0	0.0	0	0	0	W	25-20	
10/15	Colts	P	3	2	0.7	3	0	1	6	6.0	6	0	W	37-20		
10/19	at Saints	P	2	2	1.0	2	0	0	0	0.0	0	0	W	31-24		
10/29	at Steelers	P	3	9	3.0	9	0	0	0	0.0	0	0	W	20-10		
11/12	49ers	P	3	5	1.7	3	0	0	0	0.0	0	0	L	3-34		
11/19	Titans	P	9	21	2.3	6	0	0	0	0.0	0	0	W	34-14		
11/26	at Texans	P	1	6	6.0	6	0	0	0	0.0	0	0	W	24-21		
12/04	Bengals	P	0	0	0.0	0	0	0	0	0.0	0	0	L	31-34+		
12/10	at Browns	P	0	0	0.0	0	0	0	0	0.0	0	0	L	27-31		
12/17	Ravens	P	1	-2	-2.0	-2	0	0	0	0.0	0	0	L	7-23		
12/24	at Buccaneers	P	0	0	0.0	0	0	0	0	0.0	0	0	L	12-30		
12/31	Panthers	P	10	32	3.2	12	0	0	0	0.0	0	0	W	26-0		
01/07	at Titans	P	3	16	5.3	8	0	0	0	0.0	0	0	L	20-28		
<b>2023 TOTALS</b>		<b>17-0</b>	<b>50</b>	<b>132</b>	<b>2.6</b>	<b>12</b>	<b>2</b>	<b>1</b>	<b>6</b>	<b>6.0</b>	<b>6</b>	<b>0</b>	<b>9-8</b>			

+ - Overtime

**2023 GAME-BY-GAME REGULAR-SEASON STATISTICS (JAGUARS)**

DATE	OPPONENT	P/S	KICKOFF RETURNS						PUNT RETURNS						W/L	SCORE
			RET	YDS	AVG	LG	TD	NO	FC	YDS	AVG	LG	TD			
09/10	at Colts	P	0	0	0.0	0	0	0	0	0	0	0.0	0	0	W	31-21
09/17	Chiefs	P	0	0	0.0	0	0	0	0	0	0	0.0	0	0	L	9-17
09/24	Texans	P	0	0	0.0	0	0	0	0	0	0	0.0	0	0	L	17-37
10/01	Falcons	P	0	0	0.0	0	0	0	0	0	0	0.0	0	0	W	23-7
10/08	at Bills	P	0	0	0.0	0	0	0	0	0	0	0.0	0	0	W	25-20
10/15	Colts	P	0	0	0.0	0	0	0	0	0	0	0.0	0	0	W	37-20
10/19	at Saints	P	0	0	0.0	0	0	0	0	0	0	0.0	0	0	W	31-24
10/29	at Steelers	P	0	0	0.0	0	0	0	0	0	0	0.0	0	0	W	20-10
11/12	49ers	P	0	0	0.0	0	0	0	0	0	0	0.0	0	0	L	3-34
11/19	Titans	P	0	0	0.0	0	0	0	0	0	0	0.0	0	0	W	34-14
11/26	at Texans	P	0	0	0.0	0	0	0	0	0	0	0.0	0	0	W	24-21
12/04	Bengals	P	0	0	0.0	0	0	0	0	0	0	0.0	0	0	L	31-34+
12/10	at Browns	P	0	0	0.0	0	0	0	0	0	0	0.0	0	0	L	27-31
12/17	Ravens	P	0	0	0.0	0	0	0	0	0	0	0.0	0	0	L	7-23
12/24	at Buccaneers	P	0	0	0.0	0	0	0	0	0	0	0.0	0	0	L	12-30
12/31	Panthers	P	0	0	0.0	0	0	0	0	0	0	0.0	0	0	W	26-0
01/07	at Titans	P	4	99	24.8	31	0	0	0	0	0	0.0	0	0	L	20-28
<b>2023 TOTALS</b>		<b>17-0</b>	<b>4</b>	<b>99</b>	<b>24.8</b>	<b>31</b>	<b>0</b>	<b>0</b>	<b>0</b>	<b>0</b>	<b>0</b>	<b>0.0</b>	<b>0</b>	<b>0</b>	<b>9-8</b>	

+ - Overtime





# MONTARIC BROWN | 30

**POSITION:** CORNERBACK  
**HT:** 6-0 | **WT:** 190 | **DOB:** 8-24-1999  
**COLLEGE:** ARKANSAS  
**HOMETOWN:** ASHDOWN, ARK.  
**ACQ:** D7-'22  
**EXP:** 3rd YEAR

lockdown\_2121  
 montaric\_brown

## KEY TRANSACTIONS

- Originally selected by Jacksonville in the seventh round (222nd overall) in the 2022 draft

## PRO

### 2024 (Jaguars)

- 9/15 vs. CLE:** Started at cornerback and recorded his single-game career-high 11 tackles (all solo) and two tackles for loss
- 9/8 at MIA:** Saw action on defense and recorded three tackles (two solo)

### 2023 (Jaguars)

- Played in 12 games (six starts) and recorded 34 tackles (25 solo) and four passes defended
- 12/10 at CLE:** Started at cornerback and posted a single-game career-high seven solo tackles and one pass defended... Saw action on special teams
- 11/19 vs. TEN:** Started at cornerback and recorded six total tackles (four solo) with one pass defended... Saw action on special teams
- 10/19 at N.O.:** Started at cornerback and posted four total tackles (three solo) and two passes defended... His pass defended on fourth-and-sixth with 25 seconds left in the game sealed the victory for the Jaguars... Saw action on special teams

### 2022 (Jaguars)

- Saw action in eight games with one start posting five tackles (four solo) on defense and one special teams tackle
- 11/13 at K.C.:** Saw action on defense and special teams and recorded a career-high three solo tackles
- 11/6 vs. L.V.:** Saw action on defense and posted two total tackles and saw action on special teams
- 9/25 at LAC:** Saw action on four special teams snaps in his regular-season NFL debut

## COLLEGE

- Started all 13 games for the Razorbacks in his final season leading the Southeastern Conference with five interceptions and making 54 total tackles to earn First-Team All-SEC honors... His five interceptions were the most by a Razorback since Tramain Thomas in 2011
- As a junior, played and started in eight games at cornerback... Logged 31 tackles (20 solo) with 2.0 tackles for loss, one interception and one forced fumble... Led the team with six passes broken up
- Started all 10 games at cornerback he played in for the Razorbacks in 2019... Totaled 760 plays, according to Pro Football Focus, with 659 snaps on defense, also seeing time on Arkansas' various special teams units... Recorded 39 total tackles, 25 solo, with one for loss, as well as three pass breakups, an interception and a fumble recovery
- Played in 11 games, starting three for the Razorbacks as a freshman... Recorded nine tackles, eight unassisted, with one pass breakup

## PERSONAL

- No. 1 ranked player in Arkansas after his senior year of high school
- Chose Arkansas over Alabama, Auburn, LSU, Oklahoma, Oklahoma State, Baylor and Missouri
- His favorite athlete growing up was Sean Taylor

## MONTARIC BROWN'S NFL REGULAR SEASON DEFENSIVE STATISTICS

DATE	TEAM	GP	TACKLES							INTERCEPTIONS						O. FUMB				ST			MISC					
			GS	TK	S	A	TFL	YDS	SK	YDS	QBH	NO	YDS	LG	TD	PD	FF	FR	TD	YDS	TK	S	A	FF	FR	S	A	
2022	Jaguars	8	1	5	4	1	0	0	0.0	0.0	0	0	0	0	0	0	0	0	0	0	0	1	0	1	0	0	0	0
2023	Jaguars	12	6	34	25	9	0	0	0.0	0.0	0	0	0	0	0	4	0	0	0	0	0	0	0	0	0	0	0	0
2024	Jaguars	2	1	14	13	1	2	3	0.0	0.0	0	0	0	0	0	0	0	0	0	0	0	0	0	0	0	0	0	0
<b>NFL TOTALS</b>		<b>22</b>	<b>8</b>	<b>53</b>	<b>42</b>	<b>11</b>	<b>2</b>	<b>3</b>	<b>0.0</b>	<b>0.0</b>	<b>0</b>	<b>0</b>	<b>0</b>	<b>0</b>	<b>4</b>	<b>0</b>	<b>0</b>	<b>0</b>	<b>0</b>	<b>0</b>	<b>1</b>	<b>0</b>	<b>1</b>	<b>0</b>	<b>0</b>	<b>0</b>	<b>0</b>	<b>0</b>

### SINGLE-GAME HIGHS: DEFENSIVE

<b>Total Tackles</b>	11 vs. Cleveland Browns, Sep 15, 2024 7 at Cleveland Browns, Dec 10, 2023	<b>Passes Defended</b>	2 at New Orleans Saints, Oct 19, 2023 1 at Cleveland Browns, Dec 10, 2023
<b>Solo Tackles</b>	11 vs. Cleveland Browns, Sep 15, 2024 7 at Cleveland Browns, Dec 10, 2023	<b>Tackles For Loss</b>	2 vs. Cleveland Browns, Sep 15, 2024 ...1 more at 1.



**2024 GAME-BY-GAME REGULAR-SEASON STATISTICS (JAGUARS)**

DATE	OPPONENT	P/S	TACKLES							INTERCEPTIONS					O. FUMB				ST				MISC		SCORE		
			TK	S	A	SK	YDS	TFL	YDS	QBH	NO	YDS	LG	TD	PD	FF	FR	TD	YDS	TK	S	A	FF	FR		S	A
09/08	at Dolphins	P	3	2	1	0.0	0.0	0	0	0	0	0	0	0	0	0	0	0	0	0	0	0	0	0	0	L	17-20
09/15	Browns	S	11	11	0	0.0	0.0	2	3	0	0	0	0	0	0	0	0	0	0	0	0	0	0	0	L	13-18	
<b>2024 TOTALS</b>		<b>2-1</b>	<b>14</b>	<b>13</b>	<b>1</b>	<b>0.0</b>	<b>0.0</b>	<b>2</b>	<b>3</b>	<b>0</b>	<b>0</b>	<b>0</b>	<b>0</b>	<b>0</b>	<b>0</b>	<b>0</b>	<b>0</b>	<b>0</b>	<b>0</b>	<b>0</b>	<b>0</b>	<b>0</b>	<b>0</b>	<b>0</b>	<b>0-2</b>		

**2023 GAME-BY-GAME REGULAR-SEASON STATISTICS (JAGUARS)**

DATE	OPPONENT	P/S	TACKLES							INTERCEPTIONS					O. FUMB				ST				MISC		SCORE		
			TK	S	A	SK	YDS	TFL	YDS	QBH	NO	YDS	LG	TD	PD	FF	FR	TD	YDS	TK	S	A	FF	FR		S	A
09/10	at Colts	P	0	0	0	0.0	0.0	0	0	0	0	0	0	0	0	0	0	0	0	0	0	0	0	0	0	W	31-21
09/17	Chiefs	P	0	0	0	0.0	0.0	0	0	0	0	0	0	0	0	0	0	0	0	0	0	0	0	0	0	L	9-17
09/24	Texans																								L	17-37	
10/01	Falcons																								W	23-7	
10/08	at Bills	P	0	0	0	0.0	0.0	0	0	0	0	0	0	0	0	0	0	0	0	0	0	0	0	0	0	W	25-20
10/15	Colts	P	4	2	2	0.0	0.0	0	0	0	0	0	0	0	0	0	0	0	0	0	0	0	0	0	0	W	37-20
10/19	at Saints	S	4	3	1	0.0	0.0	0	0	0	0	0	0	2	0	0	0	0	0	0	0	0	0	0	0	W	31-24
10/29	at Steelers	S	3	1	2	0.0	0.0	0	0	0	0	0	0	0	0	0	0	0	0	0	0	0	0	0	0	W	20-10
11/12	49ers																								L	3-34	
11/19	Titans	S	6	4	2	0.0	0.0	0	0	0	0	0	0	1	0	0	0	0	0	0	0	0	0	0	0	W	34-14
11/26	at Texans	S	5	4	1	0.0	0.0	0	0	0	0	0	0	0	0	0	0	0	0	0	0	0	0	0	0	W	24-21
12/04	Bengals																								L	31-34+	
12/10	at Browns	S	7	7	0	0.0	0.0	0	0	0	0	0	0	1	0	0	0	0	0	0	0	0	0	0	0	L	27-31
12/17	Ravens	S	5	4	1	0.0	0.0	0	0	0	0	0	0	0	0	0	0	0	0	0	0	0	0	0	0	L	7-23
12/24	at Buccaneers	P	0	0	0	0.0	0.0	0	0	0	0	0	0	0	0	0	0	0	0	0	0	0	0	0	0	L	12-30
12/31	Panthers	P	0	0	0	0.0	0.0	0	0	0	0	0	0	0	0	0	0	0	0	0	0	0	0	0	0	W	26-0
01/07	at Titans																								L	20-28	
<b>2023 TOTALS</b>		<b>12-6</b>	<b>34</b>	<b>25</b>	<b>9</b>	<b>0.0</b>	<b>0.0</b>	<b>0</b>	<b>0</b>	<b>0</b>	<b>0</b>	<b>0</b>	<b>0</b>	<b>4</b>	<b>0</b>	<b>0</b>	<b>0</b>	<b>0</b>	<b>0</b>	<b>0</b>	<b>0</b>	<b>0</b>	<b>0</b>	<b>0</b>	<b>9-8</b>		


+ - Overtime





## ANDRE CISCO | 5

**POSITION:** SAFETY  
**HT:** 6-0 | **WT:** 210 | **DOB:** 3-23-2000  
**COLLEGE:** SYRACUSE  
**HOMETOWN:** QUEENS, N.Y.  
**ACQ:** D3-'21  
**EXP:** 4th YEAR

 andrecisco7  
 @cincocisco

### KEY TRANSACTIONS:

- Originally drafted by Jacksonville in the third round (65th overall) in the 2021 draft

### PRO

#### 2024 (Jaguars)

- 9/15 vs. CLE:** Started at safety and recorded five tackles (three solo)
- 9/8 at MIA:** Started at safety and recorded three tackles (one solo) on defense and one tackle on special teams

#### 2023 (Jaguars)

- Started in 15 regular season games... Recorded 62 tackles (42 solo), five passes defended, a career-high four interceptions, one forced fumble, one tackle for loss and a 0.5 sack... His four interceptions tied for first on the team and moved him into 11th in franchise history in career interceptions (seven)
- 1/7 at TEN:** Started at safety... Posted two total tackles (one solo), one pass defended and one interception, his fourth of the season, for a 29-yard gain
- 10/15 vs. IND:** Started at safety and recorded five solo tackles and one interception for 21 yards
- 10/1 vs. ATL:** Started at safety and recorded four solo tackles, one pass defended and one interception for 18 yards
- 9/17 vs. K.C.:** Started at safety and caught his first interception of the season... Posted two combined tackles and two passes defended
- 9/10 at IND:** Started at free safety and recorded a forced fumble with a single-game career-high 10 total tackles

#### 2022 (Jaguars)

- Started in 15 regular season games after being inactive with a shoulder injury for two, and started both postseason games... In the regular season, he posted a career-high 70 tackles (46 solo), 10 passes defended, three interceptions including one 59-yard touchdown return, 1.0 sack and three solo tackles on special teams... In the postseason he recorded eight tackles (seven solo)... His 59-yard interception for a touchdown was the Jaguars longest interception touchdown return since S Tashaun Gipson recorded a 67-yard return in 2017
- 12/22 at NYJ:** Started at safety and recorded three tackles (one solo) and 1.0 sack... His sack in the first quarter marked the first of his career
- 10/16 at IND:** Started at safety and posted a career-high nine tackles, including a career-high six solo
- 10/2 at PHI:** Started at safety and recorded three tackles (two solo), one pass defended and one interception returned 59 yards for a touchdown... His pick-six was the first of his career
- 9/18 vs. IND:** Started at safety and recorded a team-high six tackles (four solo) and his first career interception

#### 2021 (Jaguars)

- Concluded his rookie season with 21 total tackles, two passes defended and one forced fumble
- 1/9 vs. IND:** Started at safety and recorded four total tackles (three solo) and one forced fumble
- 12/26 at NYJ:** Made the first start of his NFL career... Recorded four total tackles (two solo) and one pass defended
- 9/12 at HOU:** Saw action on defense and special teams in his NFL debut... Recorded one solo tackle

### COLLEGE

- Played in 24 games at Syracuse
- Finished his career with 136 total tackles (94 solo), 13 interceptions and 29 passes defended
- Three-year starter for the Orange and two-time All-ACC selection
- His 12 INTs from 2018-19 were the most by any player in college football during that span

### PERSONAL

- In July 2024, participated on a mission trip to Zimbabwe
- In April of 2023, performed stand-up comedy at an open mic night in New Orleans
- Has two sisters
- As a senior at IMG Academy, had 15 tackles, one interception, four passes defended and recovered three fumbles as IMG finished ranked No. 2 in the USA Today Super 25 poll





**ANDRE CISCO'S NFL REGULAR SEASON DEFENSIVE STATISTICS**

DATE	TEAM	GP	TACKLES							INTERCEPTIONS							O. FUMB					ST					MISC		
			GS	TK	S	A	TFL	YDS	SK	YDS	QBH	NO	YDS	LG	TD	PD	FF	FR	TD	YDS	TK	S	A	FF	FR	S	A		
2021	Jaguars	17	3	21	17	4	0	0.0	0.0	0	0	0	0	0	2	1	0	0	0	5	2	3	1	0	0	0			
2022	Jaguars	15	15	70	46	24	1	8	1.0	8.0	1	3	72	59t	1	10	0	0	0	3	3	0	0	0	0	0			
2023	Jaguars	15	15	62	42	20	1	1	0.5	3.5	1	4	68	29	0	5	1	0	0	0	0	0	0	0	0	0			
2024	Jaguars	2	2	8	4	4	0	0.0	0.0	0	0	0	0	0	0	0	0	0	0	1	1	0	0	0	0	0			
<b>NFL TOTALS</b>		<b>49</b>	<b>35</b>	<b>161</b>	<b>109</b>	<b>52</b>	<b>2</b>	<b>9</b>	<b>1.5</b>	<b>11.5</b>	<b>2</b>	<b>7</b>	<b>140</b>	<b>59T</b>	<b>1</b>	<b>17</b>	<b>2</b>	<b>0</b>	<b>0</b>	<b>9</b>	<b>6</b>	<b>3</b>	<b>1</b>	<b>0</b>	<b>0</b>	<b>0</b>			

**ANDRE CISCO'S NFL POSTSEASON DEFENSIVE STATISTICS**

DATE	TEAM	GP	TACKLES							INTERCEPTIONS							O. FUMB					ST					MISC		
			GS	TK	S	A	TFL	YDS	SK	YDS	QBH	NO	YDS	LG	TD	PD	FF	FR	TD	YDS	TK	S	A	FF	FR	S	A		
2022	Jaguars	2	2	8	7	1	0	0.0	0.0	0	0	0	0	0	1	0	0	0	0	0	0	0	0	0	0	0	0		
<b>NFL TOTALS</b>		<b>2</b>	<b>2</b>	<b>8</b>	<b>7</b>	<b>1</b>	<b>0</b>	<b>0.0</b>	<b>0.0</b>	<b>0</b>	<b>0</b>	<b>0</b>	<b>0</b>	<b>0</b>	<b>1</b>	<b>0</b>	<b>0</b>	<b>0</b>	<b>0</b>	<b>0</b>	<b>0</b>	<b>0</b>	<b>0</b>	<b>0</b>	<b>0</b>	<b>0</b>	<b>0</b>		

**SINGLE-GAME HIGHS: DEFENSIVE**

- Total Tackles** 10 at Indianapolis Colts, Sep 10, 2023  
9 at Indianapolis Colts, Oct 16, 2022
- Solo Tackles** 7 at Indianapolis Colts, Sep 10, 2023  
7 vs. New York Giants, Oct 23, 2022
- Sacks** 1.0 at New York Jets, Dec 22, 2022  
0.5 vs. Tennessee Titans, Nov 19, 2023
- Passes Defensed** 2 vs. Kansas City Chiefs, Sep 17, 2023  
2 vs. Baltimore Ravens, Nov 27, 2022  
...1 more at 2.
- Forced Fumbles** 1 at Indianapolis Colts, Sep 10, 2023  
1 vs. Indianapolis Colts, Jan 09, 2022
- Tackles For Loss** 1 vs. Atlanta Falcons, Oct 01, 2023  
1 at New York Jets, Dec 22, 2022
- Interceptions** 1 vs. Indianapolis Colts, Oct 15, 2023  
1 vs. Atlanta Falcons, Oct 01, 2023  
...4 more at 1.
- Interception Return Yards** 59 at Philadelphia Eagles, Oct 02, 2022  
29 at Tennessee Titans, Jan 07, 2024
- Special Teams Tackles** 1 vs. Dallas Cowboys, Dec 18, 2022  
1 at Philadelphia Eagles, Oct 02, 2022  
...6 more at 1.
- Special Teams Forced Fumbles** 1 at Tennessee Titans, Dec 12, 2021

**SINGLE-GAME HIGHS - POSTSEASON: DEFENSIVE**

- Total Tackles** 4 at Kansas City Chiefs, Jan 21, 2023  
4 vs. Los Angeles Chargers, Jan 14, 2023
- Solo Tackles** 4 vs. Los Angeles Chargers, Jan 14, 2023  
3 at Kansas City Chiefs, Jan 21, 2023
- Passes Defensed** 1 vs. Los Angeles Chargers, Jan 14, 2023

**2024 GAME-BY-GAME REGULAR-SEASON STATISTICS (JAGUARS)**

DATE	OPPONENT	P/S	TACKLES							INTERCEPTIONS							O. FUMB					ST					MISC		
			TK	S	A	SK	YDS	TFL	YDS	QBH	NO	YDS	LG	TD	PD	FF	FR	TD	YDS	TK	S	A	FF	FR	S	A	W/L	SCORE	
09/08	at Dolphins	S	3	1	2	0.0	0.0	0	0	0	0	0	0	0	0	0	0	0	0	1	1	0	0	0	0	0	L	17-20	
09/15	Browns	S	5	3	2	0.0	0.0	0	0	0	0	0	0	0	0	0	0	0	0	0	0	0	0	0	0	0	L	13-18	
<b>2024 TOTALS</b>		<b>2-2</b>	<b>8</b>	<b>4</b>	<b>4</b>	<b>0.0</b>	<b>0.0</b>	<b>0</b>	<b>0</b>	<b>0</b>	<b>0</b>	<b>0</b>	<b>0</b>	<b>0</b>	<b>0</b>	<b>0</b>	<b>0</b>	<b>0</b>	<b>0</b>	<b>1</b>	<b>1</b>	<b>0</b>	<b>0</b>	<b>0</b>	<b>0</b>	<b>0</b>	<b>0-2</b>		

**2023 GAME-BY-GAME REGULAR-SEASON STATISTICS (JAGUARS)**

DATE	OPPONENT	P/S	TACKLES							INTERCEPTIONS							O. FUMB					ST					MISC		
			TK	S	A	SK	YDS	TFL	YDS	QBH	NO	YDS	LG	TD	PD	FF	FR	TD	YDS	TK	S	A	FF	FR	S	A	W/L	SCORE	
09/10	at Colts	S	10	7	3	0.0	0.0	0	0	0	0	0	0	0	1	0	0	0	0	0	0	0	0	0	0	W	31-21		
09/17	Chiefs	S	2	1	1	0.0	0.0	0	0	0	1	0	0	0	2	0	0	0	0	0	0	0	0	0	0	L	9-17		
09/24	Texans	S	7	4	3	0.0	0.0	0	0	0	0	0	0	0	0	0	0	0	0	0	0	0	0	0	0	L	17-37		
10/01	Falcons	S	4	4	0	0.0	0.0	1	1	0	1	18	18	0	1	0	0	0	0	0	0	0	0	0	0	W	23-7		
10/08	at Bills	S	4	3	1	0.0	0.0	0	0	0	0	0	0	0	0	0	0	0	0	0	0	0	0	0	0	W	25-20		
10/15	Colts	S	5	5	0	0.0	0.0	0	0	0	1	21	21	0	1	0	0	0	0	0	0	0	0	0	0	W	37-20		
10/19	at Saints	S	2	1	1	0.0	0.0	0	0	0	0	0	0	0	0	0	0	0	0	0	0	0	0	0	0	W	31-24		
10/29	at Steelers		ON INACTIVE LIST																							W	20-10		
11/12	49ers	S	4	2	2	0.0	0.0	0	0	0	0	0	0	0	0	0	0	0	0	0	0	0	0	0	0	L	3-34		
11/19	Titans	S	5	1	4	0.5	3.5	0	0	1	0	0	0	0	0	0	0	0	0	0	0	0	0	0	0	W	34-14		
11/26	at Texans	S	3	1	2	0.0	0.0	0	0	0	0	0	0	0	0	0	0	0	0	0	0	0	0	0	0	W	24-21		
12/04	Bengals	S	7	6	1	0.0	0.0	0	0	0	0	0	0	0	0	0	0	0	0	0	0	0	0	0	0	L	31-34+		
12/10	at Browns	S	3	3	0	0.0	0.0	0	0	0	0	0	0	0	0	0	0	0	0	0	0	0	0	0	0	L	27-31		
12/17	Ravens		ON INACTIVE LIST																							L	7-23		
12/24	at Buccaneers	S	1	1	0	0.0	0.0	0	0	0	0	0	0	0	0	0	0	0	0	0	0	0	0	0	0	L	12-30		
12/31	Panthers	S	3	2	1	0.0	0.0	0	0	0	0	0	0	0	0	0	0	0	0	0	0	0	0	0	0	W	26-0		
01/07	at Titans	S	2	1	1	0.0	0.0	0	0	0	1	29	29	0	1	0	0	0	0	0	0	0	0	0	0	L	20-28		
<b>2023 TOTALS</b>		<b>15-15</b>	<b>62</b>	<b>42</b>	<b>20</b>	<b>0.5</b>	<b>3.5</b>	<b>1</b>	<b>1</b>	<b>1</b>	<b>4</b>	<b>68</b>	<b>29</b>	<b>0</b>	<b>5</b>	<b>1</b>	<b>0</b>	<b>0</b>	<b>0</b>	<b>0</b>	<b>0</b>	<b>0</b>	<b>0</b>	<b>0</b>	<b>0</b>	<b>9-8</b>			



+ - Overtime





## EZRA CLEVELAND | 76

**POSITION:** OFFENSIVE LINEMAN  
**HT:** 6-6 | **WT:** 312 | **DOB:** 5-8-1998  
**COLLEGE:** BOISE STATE  
**HOMETOWN:** SPANAWAY, WASH.  
**ACQ:** T (MIN)-'23  
**EXP:** 5th YEAR

 @ezra508  
 @ezra\_cleveland

### KEY TRANSACTIONS

- Selected in the second round (No. 58 overall) in the 2020 NFL Draft
- Acquired via trade by Jacksonville on 10/31/23
- Re-signed with Jacksonville on 3/7/24

### PRO

#### 2024 (Jaguars)

- **9/15 vs. CLE:** Started at left guard and played all 60 offensive snaps
- **9/8 at MIA:** Started at left guard and played all 53 offensive snaps

#### 2023 (Jaguars)

- Participated in nine games with five starts
- **1/7 at TEN:** Started at left guard and played all 71 offensive snaps and four snaps on special teams
- **12/24 at T.B.:** Started at left guard and played all 66 offensive snaps and one snap on special teams
- **12/4 vs. CIN:** Started at left guard and played all 69 offensive snaps... Saw action on six special teams plays

#### 2023 (Vikings)

- Started six games at left guard before leaving Week 6 at Chicago (10/15) with an injury

#### 2022 (Vikings)

- Started all 17 games at left guard

#### 2021 (Vikings)

- Started all 17 games at left guard and played all 1,082 offensive snaps

#### 2020 (Vikings)

- Appeared in 13 games (nine starts) at right guard for the Vikings offense

### COLLEGE

- Started in all 40 of his college games after redshirting in 2016.
- Two-time First-Team All-Mountain West in 2018 and '19 and honorable mention in 2017 as a redshirt freshman.
- Boise State played in the Mountain West Championship Game each season, winning conference title in 2017 and 2019.
- Helped Broncos to 12-2 mark in 2019, with the only losses coming at BYU and in Las Vegas Bowl to Washington.
- Squad went 10-3 in 2018 and 11-3 in 2017, winning the Las Vegas Bowl over Oregon.
- Blocked for Mountain West Freshman of the Year, RB George Holani, in 2019.
- During his time as a Bronco, helped extend the team's streak of having a 1,000-yard rusher to 12 consecutive seasons. Alexander Mattison's rushing totals benefited from Cleveland in 2017 (1,086) and 2018 (1,415).
- Protected Mountain West Player of the Year, QB Brett Rypien, and the nation's 18th-ranked passing offense (292 ypg) in 2018.
- Started 14 games as a redshirt freshman while the Broncos finished second on the Mountain West in scoring (32.5 ppg).

### PERSONAL

- Earned academic All-Mountain West honors in 2017.
- One of 58 players that virtually attended the 2020 NFL Draft.
- Highest-drafted Boise State Bronco since Leighton Vander Esch was selected by Dallas in the first round of the 2018 NFL Draft.
- Led the OL group at the NFL Combine with his 4.46 20-yard shuttle and 7.26 3-cone drill. Ran a 4.93 40-yard dash (third among OL) and 30 bench press reps (fifth among OL).
- Majored in construction management.
- Born three weeks premature but weighed 11 pounds at birth.
- Grew up in Spanaway, Washington, a suburb of Tacoma.



**EZRA CLEVELAND'S NFL REGULAR SEASON STATISTICS**

DATE	TEAM	GP	GS
2020	Vikings	13	9
2021	Vikings	17	17
2022	Vikings	17	17
2023	Vikings	6	6
Went from <b>Minnesota</b> to <b>Jacksonville</b> .			
2023	Jaguars	9	5
2023	TOTAL	15	11
2024	Jaguars	2	2
<b>NFL TOTALS</b>		<b>64</b>	<b>56</b>

**EZRA CLEVELAND'S NFL POSTSEASON STATISTICS**

DATE	TEAM	GP	GS
2022	Vikings	1	1
<b>NFL TOTALS</b>		<b>1</b>	<b>1</b>

**2024 GAME-BY-GAME REGULAR-SEASON STATISTICS (JAGUARS)**

DATE	OPPONENT	P/S	W/L	SCORE
09/08	at Dolphins	S	L	17-20
09/15	Browns	S	L	13-18
<b>2024 TOTALS</b>			<b>0-2</b>	

**2023 GAME-BY-GAME REGULAR-SEASON STATISTICS (VIKINGS/JAGUARS)**

DATE	OPPONENT	P/S	W/L	SCORE
09/10	Buccaneers	S	L	17-20
09/14	at Eagles	S	L	28-34
09/24	Chargers	S	L	24-28
10/01	at Panthers	S	W	21-13
10/08	Chiefs	S	L	20-27
10/15	at Bears	S	W	19-13
10/23	49ers		W	22-17
10/29	at Packers		W	24-10
ON INACTIVE LIST ON INACTIVE LIST Went from <b>Vikings</b> to <b>Jaguars</b> .				
11/12	49ers	P	L	3-34
11/19	Titans	P	W	34-14
11/26	at Texans	P	W	24-21
12/04	Bengals	S	L	31-34+
12/10	at Browns	S	L	27-31
12/17	Ravens	S	L	7-23
12/24	at Buccaneers	S	L	12-30
12/31	Panthers	P	W	26-0
01/07	at Titans	S	L	20-28
<b>2023 TOTALS</b>			<b>7-10</b>	

+ - Overtime





# MYLES COLE | 59

POSITION: DEFENSIVE END  
 HT: 6-6 | WT: 278 | DOB: 4-29-2000  
 COLLEGE: TEXAS TECH  
 HOMETOWN: SHREVEPORT, LA.  
 ACQ: D7-'24  
 EXP: R

@mdoc55  
 @\_mc.5\_

## KEY TRANSACTIONS

- Originally drafted by Jacksonville in the seventh round (236th overall) in the 2024 draft

## 2024 (Jaguars)

- 9/15 vs. CLE:** Saw action at defensive end and recorded a tackle
- 9/8 at MIA:** Saw action on defense and special teams

## COLLEGE

- Honorable All-Big 12 selection by the conference coaches
- Participated in the East-West Shrine Bowl and Reese's Senior Bowl
- Appeared in 29 games for Texas Tech and recorded 44 tackles (29 solo), nine tackles for loss, 3.5 sacks, one pass defensed and one block
- Transferred to Texas Tech from Louisiana-Monroe after spending three seasons with the Warhawks (2019-21)

## PERSONAL

- Son of Jeffery Cole and Melissa Harris
- Brother to Reagan, Rachel, Makynzie, Sariayah, Jordan, Brianna, Garrett, Trinity, and Isaiah
- Earned a bachelor's degree from Louisiana-Monroe in kinesiology

## MYLES COLE'S NFL REGULAR SEASON DEFENSIVE STATISTICS

DATE	TEAM	GP	TACKLES							INTERCEPTIONS							O. FUMB				ST				MISC		
			GS	TK	S	A	TFL	YDS	SK	YDS	QBH	NO	YDS	LG	TD	PD	FF	FR	TD	YDS	TK	S	A	FF	FR	S	A
2024	Jaguars	2	0	1	1	0	0	0	0.0	0.0	0	0	0	0	0	0	0	0	0	0	0	0	0	0	0	0	0
<b>NFL TOTALS</b>		<b>2</b>	<b>0</b>	<b>1</b>	<b>1</b>	<b>0</b>	<b>0</b>	<b>0</b>	<b>0.0</b>	<b>0.0</b>	<b>0</b>	<b>0</b>	<b>0</b>	<b>0</b>	<b>0</b>	<b>0</b>	<b>0</b>	<b>0</b>	<b>0</b>	<b>0</b>	<b>0</b>	<b>0</b>	<b>0</b>	<b>0</b>	<b>0</b>	<b>0</b>	

## 2024 GAME-BY-GAME REGULAR-SEASON STATISTICS (JAGUARS)

DATE	OPPONENT	P/S	TACKLES							INTERCEPTIONS							O. FUMB				ST				MISC			
			TK	S	A	SK	YDS	TFL	YDS	QBH	NO	YDS	LG	TD	PD	FF	FR	TD	YDS	TK	S	A	FF	FR	S	A	W/L	SCORE
09/08	at Dolphins	P	0	0	0	0.0	0.0	0	0	0	0	0	0	0	0	0	0	0	0	0	0	0	0	0	0	0	L	17-20
09/15	Browns	P	1	1	0	0.0	0.0	0	0	0	0	0	0	0	0	0	0	0	0	0	0	0	0	0	0	L	13-18	
<b>2024 TOTALS</b>		<b>2-0</b>	<b>1</b>	<b>1</b>	<b>0</b>	<b>0.0</b>	<b>0.0</b>	<b>0</b>	<b>0</b>	<b>0</b>	<b>0</b>	<b>0</b>	<b>0</b>	<b>0</b>	<b>0</b>	<b>0</b>	<b>0</b>	<b>0</b>	<b>0</b>	<b>0</b>	<b>0</b>	<b>0</b>	<b>0</b>	<b>0</b>	<b>0</b>	<b>0-2</b>		

## MYLES COLE'S COLLEGE DEFENSIVE STATISTICS

DATE	TEAM	GP	TACKLES							INTERCEPTIONS							O. FUMB				ST				MISC		
			GS	TK	S	A	TFL	YDS	SK	YDS	QBH	NO	YDS	LG	TD	PD	FF	FR	TD	YDS	TK	S	A	FF	FR	S	A
2018	ULM	1	0	1	1	0	0.0	0.0	0.0	0	0	0	0	0	0	0	0	0	0	0	0	0	0	0	0	0	0
2019	ULM	12	0	3	2	1	1.0	5.0	0.0	0.0	0	0	0	0	0	0	0	0	0	0	0	0	0	0	0	0	
2020	ULM	8	5	10	5	5	1.0	12.0	1.0	12.0	1	0	0	0	0	0	0	0	0	0	0	0	0	0	0	0	
2021	ULM	12	6	28	6	22	1.0	5.0	0.5	4.0	2	0	0	0	0	0	0	0	0	0	0	0	0	0	0	0	
2022	Texas Tech	13	1	12	8	4	2.5	8.0	0.0	0.0	3	0	0	0	0	0	0	0	0	0	0	0	0	0	0	0	
2023	Texas Tech	13	12	32	21	11	6.5	40.0	3.5	25.0	3	0	0	0	0	1	0	0	0	0	0	0	0	0	0	0	
<b>TOTALS</b>		<b>59</b>	<b>24</b>	<b>86</b>	<b>43</b>	<b>43</b>	<b>12.0</b>	<b>70.0</b>	<b>5.0</b>	<b>41.0</b>	<b>9</b>	<b>0</b>	<b>0</b>	<b>0</b>	<b>0</b>	<b>1</b>	<b>0</b>	<b>0</b>	<b>0</b>	<b>0</b>	<b>0</b>	<b>0</b>	<b>0</b>	<b>0</b>	<b>0</b>	<b>0</b>	





**COLLEGE 2023 GAME-BY-GAME STATISTICS (TEXAS TECH)**

DATE	OPPONENT	P/S	TACKLES								INTERCEPTIONS					O. FUMB				ST				MISC		SCORE			
			TK	S	A	SK	YDS	TFL	YDS	QBH	NO	YDS	LG	TD	PD	FF	FR	TD	YDS	TK	S	A	FF	FR	S		A	W/L	
09/02	at Wyoming	S	1	1	0	0.0	0.0	0.0	0.0	0	0	0	0	0	1	0	0	0	0	0	0	0	0	0	0	0	0	L	17-20
09/09	Oregon	S	1	0	1	0.0	0.0	0.5	3.0	0	0	0	0	0	0	0	0	0	0	0	0	0	0	0	0	0	0	L	30-38
09/16	Tarleton St.	S	4	3	1	2.0	13.0	2.0	13.0	0	0	0	0	0	0	0	0	0	0	0	0	0	0	0	0	0	W	41-3	
09/23	at West Virginia	S	6	3	3	0.0	0.0	0.0	0.0	0	0	0	0	0	0	0	0	0	0	0	0	0	0	0	0	0	L	13-20	
09/30	Houston	S	2	2	0	0.0	0.0	0.0	0.0	1	0	0	0	0	0	0	0	0	0	0	0	0	0	0	0	0	T	0-0	
10/07	at Baylor	S	4	1	3	0.5	5.0	0.5	5.0	0	0	0	0	0	0	0	0	0	0	0	0	0	0	0	0	0	W	39-14	
10/14	Kansas St.	S	0	0	0	0.0	0.0	0.0	0.0	0	0	0	0	0	0	0	0	0	0	0	0	0	0	0	0	0	L	21-38	
10/21	at BYU	S	4	4	0	1.0	7.0	3.0	18.0	1	0	0	0	0	0	0	0	0	0	0	0	0	0	0	0	0	L	14-27	
11/02	TCU	S	3	3	0	0.0	0.0	0.0	0.0	1	0	0	0	0	0	0	0	0	0	0	0	0	0	0	0	0	W	35-28	
11/11	at Kansas	S	2	1	1	0.0	0.0	0.0	0.0	0	0	0	0	0	0	0	0	0	0	0	0	0	0	0	0	0	W	16-13	
11/18	UCF	S	3	2	1	0.0	0.0	0.5	1.0	0	0	0	0	0	0	0	0	0	0	0	0	0	0	0	0	0	W	24-23	
11/24	at Texas	S	2	1	1	0.0	0.0	0.0	0.0	0	0	0	0	0	0	0	0	0	0	0	0	0	0	0	0	0	L	7-57	
12/16	California	P	0	0	0	0.0	0.0	0.0	0.0	0	0	0	0	0	0	0	0	0	0	0	0	0	0	0	0	0	W	34-14	
<b>2023 TOTALS</b>			<b>13-12</b>	<b>32</b>	<b>21</b>	<b>11</b>	<b>3.5</b>	<b>25.0</b>	<b>6.5</b>	<b>40.0</b>	<b>3</b>	<b>0</b>	<b>0</b>	<b>0</b>	<b>0</b>	<b>1</b>	<b>0</b>	<b>0</b>	<b>0</b>	<b>0</b>	<b>0</b>	<b>0</b>	<b>0</b>	<b>0</b>	<b>0</b>	<b>0</b>	<b>0</b>	<b>6-6-1</b>	





## LOGAN COOKE | 9

POSITION: PUNTER  
HT: 6-5 | WT: 230 | DOB: 7-28-1995  
COLLEGE: MISSISSIPPI STATE  
HOMETOWN: DARBUN, MISS.  
ACQ: D7B-'18  
EXP: 7th YEAR



### KEY TRANSACTIONS

- Originally drafted by Jacksonville in the seventh round (147th overall) of the 2018 draft
- Re-signed with Jacksonville on 3/20/21

### PRO

Since net punting average began being tracked in 1976, Cooke's career 43.4 net punting average is the highest in NFL history (min. 250 punts).

#### 2024 (Jaguars)

- Was voted a captain for the 2024 season
- **9/15 vs. CLE:** Punted three times for 156 yards, averaging 52.0 yards per punt
- **9/8 at MIA:** Punted six times for 311 yards, averaging 51.8 yards per punt... Tied-second for punts inside the 20 (three) and longest punt (67 yards) in Week 1

#### 2023 (Jaguars)

- Saw action in all 17 games... He recorded 61 punts for 2,893 yards (47.4 average), 29 punts inside the 20 and 12 inside the 10... His 12 punts inside the 10-yard line tied for the third-most in the NFL in 2023
- **10/19 at N.O.:** Punted five times for 224 yards with four punts downed inside the 20... Successfully converted his sixth-career fake punt for a first down
- **10/1 vs. ATL:** Punted three times for 160 yards, all three punts were downed inside the 20... two of three punts were downed inside the 10
- **9/10 at IND:** Punted five times for 223 yards, two of which were downed inside the 20... One punt was downed at the six-yard line by S Daniel Thomas

#### 2022 (Jaguars)

- Was voted a captain for the 2022 season
- Saw action in 17 regular season games and two postseason games... In the regular season, he totaled 58 punts for 2,862 yards (49.3 average), and 24 punts inside the 20... In the postseason, he totaled seven punts for 315 yards and three inside the 20
- **1/21 at K.C.:** Punted four times for 191 yards with a long of 58... Two punts were downed inside the 20, including one punt downed at the two-yard line by S Daniel Thomas
- **1/1 at HOU:** Punted five times for 217 yards with a long of 57... Four punts were downed inside the 20... One punt was downed at the one-yard line by CB Chris Claybrooks
- **11/27 vs. BAL:** Punted three times for 206 yards with a long of 70 yards, a season-high... The second-longest career punt... One punt was downed inside the 20... Recorded a career-high gross punting average (68.7) and net punting average (55.3)
- **10/2 at PHI:** Punted three times for 160 yards with a long of 61 yards... Cooke's net average of 52.7 was the best in the NFL in Week 4

#### 2021 (Jaguars)

- Handled the punting duties in 15 games and punted 64 times for a net average of 43.6 and a gross average of 47.3... He also placed 28 punts inside the 20
- **12/5 at LAR:** Punted five times for 247 yards placing all five of his punts inside the 20... Cooke's net average of 49.4 was the third-highest in a single game in his career... Had a 68-yard punt downed on the 1-yard line
- **11/28 vs. ATL:** Punted three times for 130 yards, placing two of his three punts inside the 20... Cooke became the fourth punter in franchise history to down at least 100 punts inside the 20
- **9/12 at HOU:** Punted six times for 297 yards... Cooke's net punting average of 46.7 was the best among all punters in the NFL in Week 1

#### 2020 (Jaguars)

- Handled the team's punting duties in 14 games, punting 56 times for a gross punting average of 47.7, the second-highest season average in franchise history... His 43.4 net punting average was the third-highest in the AFC and is also the second-highest season average in franchise history
- **11/22 vs. PIT:** Punted six times for 324 yards (54.0 gross avg. and 47.5 net avg.) and placed one punt inside the 20... Had a season-long 67-yard punt
- **10/11 at HOU:** Punted three times for 143 yards (44.7 net avg.) which were all downed inside the 20
- **9/24 vs. MIA:** Punted three times for 157 yards, including a 63-yard punt

#### 2019 (Jaguars)



- Finished the season with career-highs in gross punting average (46.8) and net punting average (44.5)... His 44.5 net punting average led all NFL punters (min. 10 punts) and set a new franchise record... Completed two passes for 16 yards
- **12/22 at ATL:** Punted five times for 254 yards (50.8 gross avg.), including one downed inside the 20... Completed one pass for 7 yards to S Cody Davis on a fake punt that resulted in a first down in the second quarter
- **12/15 at OAK:** Punted five times for 248 yards (49.6 gross avg.), including two punts inside the 20 and a season-long punt of 66 yards

## 2018 (Jaguars)

- Downed 37 punts inside the 20, a franchise record and the third-most in the NFL... Punted 86 times, placing 43.0 percent of his punts inside the 20, the highest mark by a rookie in franchise history

## COLLEGE

- Appeared in 45 career games serving as the primary punter his last three years and the primary kickoff specialist as a senior and freshman
- Averaged 41.7 yards per punt during his career, which ranked seventh in school history
- Of his 150 punts 35 traveled more than 50 yards, and 60 were pinned inside the 20

## PERSONAL

- Married the former Mary Menger Jones in February 2020, the couple has two sons Cooper and Tate
- Attended Columbia (Miss.) Academy
- All-state punter tallied 24 punts for an average of 44.2 yards in his senior season, while also seeing action at wide receiver and defensive back
- Avid hunter and fisherman, who also owns an outdoorsman company that specializes in turkey calls
- Involved with the Catch-A-Dream Foundation, which takes children with life-threatening illnesses on hunting and fishing adventures of a lifetime
- After he and his wife learned of the limitations Kenyans have to clean water, they partnered with Zoe Ministries in the summer of 2021 to help fund the drilling of a water well in a remote village on the Kenya-Uganda border

### LOGAN COOKE'S NFL REGULAR SEASON PUNTING STATISTICS

DATE	TEAM	GP	NO.	YDS.	AVG.	OPP. RET.	YDS.	NET YDS.	AVG.	TB	IN20	LG	BK
2018	Jaguars	16	86	3,872	45.0	37	184	3,548	41.3	7	37	72	0
2019	Jaguars	16	75	3,507	46.8	24	127	3,340	44.5	2	25	66	0
2020	Jaguars	14	56	2,669	47.7	26	148	2,421	43.2	5	19	67	0
2021	Jaguars	15	64	3,026	47.3	22	173	2,833	43.6	1	28	68	1
2022	Jaguars	17	58	2,862	49.3	29	203	2,539	43.8	6	24	70	0
2023	Jaguars	17	61	2,893	47.4	22	143	2,670	43.8	4	29	65	0
2024	Jaguars	2	9	467	51.9	6	38	429	47.7	0	4	67	0
<b>NFL TOTALS</b>		<b>97</b>	<b>409</b>	<b>19,296</b>	<b>47.2</b>	<b>166</b>	<b>1,016</b>	<b>17,780</b>	<b>43.4</b>	<b>25</b>	<b>166</b>	<b>72</b>	<b>1</b>

### LOGAN COOKE'S NFL POSTSEASON PUNTING STATISTICS

DATE	TEAM	GP	NO.	YDS.	AVG.	OPP. RET.	YDS.	NET YDS.	AVG.	TB	IN20	LG	BK
2022	Jaguars	2	7	315	45.0	3	23	292	41.7	0	3	58	0
<b>NFL TOTALS</b>		<b>2</b>	<b>7</b>	<b>315</b>	<b>45.0</b>	<b>3</b>	<b>23</b>	<b>292</b>	<b>41.7</b>	<b>0</b>	<b>3</b>	<b>58</b>	<b>0</b>

### SINGLE-GAME HIGHS: PUNTER

<b>Punts</b>	9 at Houston Texans, Dec 30, 2018 9 vs. Pittsburgh Steelers, Nov 18, 2018	<b>Inside the 20</b>	5 at Los Angeles Rams, Dec 05, 2021 5 at Indianapolis Colts, Nov 14, 2021
<b>Gross Punting Yards</b>	449 at Houston Texans, Dec 30, 2018 415 vs. Pittsburgh Steelers, Nov 18, 2018	<b>Pass Attempts</b>	1 at New Orleans Saints, Oct 19, 2023 1 at Atlanta Falcons, Dec 22, 2019 ...2 more at 1.
<b>Gross Punting Avg</b>	68.7 vs. Baltimore Ravens, Nov 27, 2022 65.0 at Tampa Bay Buccaneers, Dec 24, 2023	<b>Pass Completions</b>	1 at New Orleans Saints, Oct 19, 2023 1 at Atlanta Falcons, Dec 22, 2019 ...2 more at 1.
<b>Net Punting Yards</b>	393 at Houston Texans, Dec 30, 2018 342 vs. Pittsburgh Steelers, Nov 18, 2018	<b>Yards Passing</b>	13 at New Orleans Saints, Oct 19, 2023 9 vs. Los Angeles Chargers, Dec 08, 2019
<b>Net Punting Avg</b>	59.0 at Tampa Bay Buccaneers, Dec 24, 2023 55.3 vs. Baltimore Ravens, Nov 27, 2022	<b>Special Teams Tackles</b>	1 vs. Houston Texans, Dec 19, 2021 1 vs. Arizona Cardinals, Sep 26, 2021 ...1 more at 1.
<b>Longest Punts</b>	72 vs. Washington Redskins, Dec 16, 2018 70 vs. Baltimore Ravens, Nov 27, 2022		



**SINGLE-GAME HIGHS - POSTSEASON: PUNTER**

<b>Punts</b>	4 at Kansas City Chiefs, Jan 21, 2023 3 vs. Los Angeles Chargers, Jan 14, 2023	<b>Net Punting Avg</b>	42.0 at Kansas City Chiefs, Jan 21, 2023 41.3 vs. Los Angeles Chargers, Jan 14, 2023
<b>Gross Punting Yards</b>	191 at Kansas City Chiefs, Jan 21, 2023 124 vs. Los Angeles Chargers, Jan 14, 2023	<b>Longest Punts</b>	58 at Kansas City Chiefs, Jan 21, 2023 46 vs. Los Angeles Chargers, Jan 14, 2023
<b>Gross Punting Avg</b>	47.8 at Kansas City Chiefs, Jan 21, 2023 41.3 vs. Los Angeles Chargers, Jan 14, 2023	<b>Inside the 20</b>	2 at Kansas City Chiefs, Jan 21, 2023 1 vs. Los Angeles Chargers, Jan 14, 2023
<b>Net Punting Yards</b>	168 at Kansas City Chiefs, Jan 21, 2023 124 vs. Los Angeles Chargers, Jan 14, 2023		

**2024 GAME-BY-GAME REGULAR-SEASON STATISTICS (JAGUARS)**

DATE	OPPONENT		NO.	YDS.	AVG.	OPP. RET.	YDS.	NET YDS.	AVG	TB	IN20	LG	BK	W/L	SCORE
09/08	at Dolphins	P	6	311	51.8	3	13	298	49.7	0	3	67	0	L	17-20
09/15	Browns	P	3	156	52.0	3	25	131	43.7	0	1	55	0	L	13-18
<b>2024 TOTALS</b>			<b>2</b>	<b>9</b>	<b>467</b>	<b>51.9</b>	<b>6</b>	<b>38</b>	<b>429</b>	<b>47.7</b>	<b>0</b>	<b>4</b>	<b>67</b>	<b>0</b>	<b>0-2</b>

**2023 GAME-BY-GAME REGULAR-SEASON STATISTICS (JAGUARS)**

DATE	OPPONENT		NO.	YDS.	AVG.	OPP. RET.	YDS.	NET YDS.	AVG	TB	IN20	LG	BK	W/L	SCORE
09/10	at Colts	P	5	223	44.6	2	20	203	40.6	0	2	52	0	W	31-21
09/17	Chiefs	P	5	243	48.6	3	8	235	47.0	0	4	57	0	L	9-17
09/24	Texans	P	2	94	47.0	0	0	74	37.0	1	1	54	0	L	17-37
10/01	Falcons	P	3	160	53.3	0	0	160	53.3	0	3	59	0	W	23-7
10/08	at Bills	P	5	247	49.4	2	9	218	43.6	1	3	60	0	W	25-20
10/15	Colts	P	4	203	50.8	2	13	190	47.5	0	1	62	0	W	37-20
10/19	at Saints	P	5	224	44.8	0	0	224	44.8	0	4	54	0	W	31-24
10/29	at Steelers	P	3	131	43.7	0	0	111	37.0	1	2	54	0	W	20-10
11/12	49ers	P	5	268	53.6	4	30	218	43.6	1	0	62	0	L	3-34
11/19	Titans	P	2	103	51.5	1	15	88	44.0	0	1	54	0	W	34-14
11/26	at Texans	P	2	77	38.5	0	0	77	38.5	0	2	42	0	W	24-21
12/04	Bengals	P	5	203	40.6	2	11	192	38.4	0	2	43	0	L	31-34+
12/10	at Browns	P	7	321	45.9	2	19	302	43.1	0	2	57	0	L	27-31
12/17	Ravens	P	3	148	49.3	1	3	145	48.3	0	1	60	0	L	7-23
12/24	at Buccaneers	P	1	65	65.0	1	6	59	59.0	0	0	65	0	L	12-30
12/31	Panthers	P	3	140	46.7	2	9	131	43.7	0	1	53	0	W	26-0
01/07	at Titans	P	1	43	43.0	0	0	43	43.0	0	0	43	0	L	20-28
<b>2023 TOTALS</b>			<b>17</b>	<b>61</b>	<b>2,893</b>	<b>47.4</b>	<b>22</b>	<b>143</b>	<b>2,670</b>	<b>43.8</b>	<b>4</b>	<b>29</b>	<b>65</b>	<b>0</b>	<b>9-8</b>

+ - Overtime









# RONALD DARBY | 25

**POSITION:** CORNERBACK  
**HT:** 5-11 | **WT:** 193 | **DOB:** 1-2-1994  
**COLLEGE:** FLORIDA STATE  
**HOMETOWN:** OXON HILL, MD  
**ACQ:** UFA (BAL) - '24  
**EXP:** 10th YEAR

 @realronalddarby  
 @realronalddarby

## KEY TRANSACTIONS

- Originally selected by Buffalo in the second round (50th overall) of the 2015 NFL Draft
- Acquired by Philadelphia from Buffalo on 8/10/17 in exchange for WR Jordan Matthews and a 2018 third-round pick
- Signed a one-year contract with Philadelphia on 3/14/19
- Signed with Washington on 3/31/20
- Signed with Denver on 3/16/21
- Released by Denver on 3/14/23
- Signed with Baltimore on 8/17/23
- Signed by Jacksonville as an unrestricted free agent on 3/14/24

## PRO

Ranks fourth among active players in passes defended (99) since he entered the league in 2015

### 2024 (Jaguars)

- **9/15 vs. CLE:** Started at cornerback and recorded one tackle, one tackle for loss and one pass defended
- **9/8 at MIA:** Started at cornerback and recorded seven tackles (five solo), one pass defended and one tackle for loss... Eclipsed 400 career total tackles (405)

### 2023 (Ravens)

- Saw action in 16 games (eight starts) during his first season as a Raven, posting 25 tackles, seven passes defended and one tackle for loss, while adding three special teams tackles
- Helped the Ravens' defense become the first unit in NFL history to lead the league in scoring (16.5), sacks (60.0) and takeaways (31)

### 2022 (Broncos)

- **10/6 vs. IND:** Posted 14 tackles (12 solo), three passes defended and his first-career forced fumble during the first five games of the 2022 season before suffering a torn ACL

### 2021 (Broncos)

- Appeared in 11 games (all starts) for the Broncos in 2021, totaling 53 tackles (42 solo), six passes defended and one tackle for loss on a defense that ranked eighth overall (326.1 ypg) and against the pass (214.8 ypg)
- **11/14 vs. PHI:** Tied his season-high eight tackles
- **10/21 at CLE:** Posted a season-high eight tackles

### 2020 (Commanders)

- Started in all 16 regular season games and one playoff contest with Washington
- In regular season action, he collected 55 tackles (43 solo), 16 passes defended, one tackle for loss and his first-career fumble recovery, helping Washington rank second in total defense (304.6 ypg) and passing defense (191.8 ypg)
- His 16 passes defended marked the NFL's fifth-most
- **1/9 vs. T.B.:** Posted five total tackles (two solo) and one pass defended in the Wild Card Playoff, falling to the eventual Super Bowl LV champions

### 2019 (Eagles)

- Started in all 11 games he appeared in for Philadelphia, finishing with 37 tackles (34 solo), 11 passes defended, two interceptions and one tackle for loss
- Contributed to an Eagles defense that ranked 10th overall (331.7 ypg) and fourth on third down (34.1%)

### 2018 (Eagles)

- Led the Eagles defense with 12 passes defended over nine games played (all starts), while also posting 43 tackles (39 solo), one interception and one tackle for loss on a unit that posted the league's best opponent red zone (44.6%) and goal-to-go conversion percentage (53.9%)



## 2017 (Eagles)

- Notched a team-high 18 tackles (16 solo) and six passes defended, while adding one tackle for loss during the Eagles' playoff run that culminated in a Super Bowl LII victory
- Collected a career-best three interceptions, while adding 34 tackles (30 solo) and nine passes defended in eight appearances (seven starts) for the Eagles
- **2/4 vs N.E.:** Notched a team-high 18 tackles (16 solo) and six passes defended, while adding one tackle for loss during an Eagles playoff run that culminated in a Super Bowl LII victory over N.E.
- **1/21 vs. MIN:** Recorded seven tackles (five solo) and three passes defended in the NFC Championship

## 2016 (Bills)

- Posted a career-high 69 tackles (60 solo), while also adding 12 passes defended, one tackle for loss and one quarterback hit in 14 games (all starts) with the Bills
- Contributed to a defense that ranked sixth against the pass (223.9 ypg)
- **11/7 at SEA:** Became the fastest Bills player to reach 30 career passes defended (23 games) after batting down a pass

## 2015 (Bills)

- Pro Football Focus Defensive Rookie of the Year (2015)
- PFWA All-Rookie Team (2015)
- Recorded 68 tackles (61 solo), two interceptions and career-bests in tackles for loss (three) and passes defended (21) for Buffalo in 15 games (all starts)
- His 21 passes defended, which were the league's fifth most overall in 2015, still stand third on single-season rookie charts since becoming an official stat in 1999
- **9/13 vs. IND:** Recorded six total tackles (five solo), two passes defended and one interception in his NFL debut, becoming the first Bills player to record an interception in an NFL debut since S Donte Whitner in 2006

## COLLEGE

- Played three seasons (2012-14) at Florida State, collecting 79 total tackles (57 solo), 16 passes defended, two interceptions, two forced fumbles, one tackle for loss and one fumble recovery over 42 career games (23 starts)
- Made 14 appearances (nine starts) as a key member of the nation's No. 1 pass defense (156.6 ypg) in 2013, allowing just nine completions and zero touchdowns on 27 targets during the Seminoles' National Championship season
- Earned ACC Defensive Rookie of the Year honors in 2012 after tying for the team lead in passes defended with eight
- Majored in social science at Florida State

## PERSONAL

- Attended Potomac (Oxon Hill, Md.) HS, where he played football and ran track
- Was a member of the USA medley relay team that brought home a gold medal from the 2011 World Youth Championships in France

### RONALD DARBY'S NFL REGULAR SEASON DEFENSIVE STATISTICS

DATE	TEAM	GP	GS	TACKLES							INTERCEPTIONS					O. FUMB			ST			MISC						
				TK	S	A	TFL	YDS	SK	YDS	QBH	NO	YDS	LG	TD	PD	FF	FR	TD	YDS	TK	S	A	FF	FR	S	A	
2015	Bills	15	15	68	61	7	3	4	0.0	0.0	0	2	48	27	0	21	0	0	0	0	0	0	0	0	0	0	0	0
2016	Bills	14	14	69	60	9	1	2	0.0	0.0	1	0	0	0	0	12	0	0	0	0	0	0	0	0	0	0	0	
2017	Eagles	8	7	34	30	4	0	0	0.0	0.0	0	3	42	37	0	9	0	0	0	0	0	0	0	0	0	0	0	
2018	Eagles	9	9	43	39	4	1	3	0.0	0.0	0	1	16	16	0	12	0	0	0	0	0	0	0	0	0	0	0	
2019	Eagles	11	11	37	34	3	1	3	0.0	0.0	0	2	29	16	0	11	0	0	0	0	0	0	0	0	0	0	0	
2020	Football Team	16	16	55	43	12	1	2	0.0	0.0	0	0	0	0	0	16	0	1	0	0	0	0	0	0	0	0	0	
2021	Broncos	11	11	53	42	11	1	2	0.0	0.0	0	0	0	0	0	6	0	0	0	0	0	0	0	0	0	0	0	
2022	Broncos	5	5	14	12	2	0	0	0.0	0.0	0	0	0	0	0	3	1	0	0	0	0	0	0	0	0	0	0	
2023	Ravens	16	7	25	22	3	1	0	0.0	0.0	0	0	0	0	0	7	0	0	0	0	0	3	2	1	0	0	0	
2024	Jaguars	2	2	8	6	2	2	4	0.0	0.0	0	0	0	0	0	2	0	0	0	0	0	0	0	0	0	0	0	
<b>NFL TOTALS</b>		<b>107</b>	<b>97</b>	<b>406</b>	<b>349</b>	<b>57</b>	<b>11</b>	<b>20</b>	<b>0.0</b>	<b>0.0</b>	<b>1</b>	<b>8</b>	<b>135</b>	<b>37</b>	<b>0</b>	<b>99</b>	<b>1</b>	<b>1</b>	<b>0</b>	<b>0</b>	<b>0</b>	<b>3</b>	<b>2</b>	<b>1</b>	<b>0</b>	<b>0</b>	<b>0</b>	

### RONALD DARBY'S NFL POSTSEASON DEFENSIVE STATISTICS

DATE	TEAM	GP	GS	TACKLES							INTERCEPTIONS					O. FUMB			ST			MISC					
				TK	S	A	TFL	YDS	SK	YDS	QBH	NO	YDS	LG	TD	PD	FF	FR	TD	YDS	TK	S	A	FF	FR	S	A
2017	Eagles	3	3	18	16	2	1	3	0.0	0.0	0	0	0	0	0	6	0	0	0	0	0	0	0	0	0	0	0
2018	Eagles	0	0	0	0	0	0	0	0.0	0.0	0	0	0	0	0	0	0	0	0	0	0	0	0	0	0	0	0
2019	Eagles	0	0	0	0	0	0	0	0.0	0.0	0	0	0	0	0	0	0	0	0	0	0	0	0	0	0	0	0
2020	Football Team	1	1	5	2	3	0	0	0.0	0.0	0	0	0	0	0	1	0	0	0	0	0	0	0	0	0	0	0
2023	Ravens	2	2	7	6	1	0	0	0.0	0.0	0	0	0	0	0	2	1	0	0	0	0	0	0	0	0	0	0
<b>NFL TOTALS</b>		<b>6</b>	<b>6</b>	<b>30</b>	<b>24</b>	<b>6</b>	<b>1</b>	<b>3</b>	<b>0.0</b>	<b>0.0</b>	<b>0</b>	<b>0</b>	<b>0</b>	<b>0</b>	<b>0</b>	<b>9</b>	<b>1</b>	<b>0</b>	<b>0</b>	<b>0</b>	<b>0</b>	<b>0</b>	<b>0</b>	<b>0</b>	<b>0</b>	<b>0</b>	<b>0</b>



**SINGLE-GAME HIGHS: DEFENSIVE**

<b>Total Tackles</b>	10 vs. Pittsburgh Steelers, Dec 11, 2016 10 vs. Miami Dolphins, Nov 08, 2015	<b>Tackles For Loss</b>	1 vs. Cleveland Browns, Sep 15, 2024 1 at Miami Dolphins, Sep 08, 2024 ...9 more at 1.
<b>Solo Tackles</b>	10 vs. Miami Dolphins, Nov 08, 2015 8 at Tennessee Titans, Sep 30, 2018 ...3 more at 8.	<b>Interceptions</b>	1 at Miami Dolphins, Dec 01, 2019 1 at Atlanta Falcons, Sep 15, 2019 ...6 more at 1.
<b>Passes Defensed</b>	4 vs. Cincinnati Bengals, Nov 22, 2020 4 at New York Giants, Oct 11, 2018 ...1 more at 4.	<b>Interception Return Yards</b>	37 at New York Giants, Dec 17, 2017 27 vs. Indianapolis Colts, Sep 13, 2015
<b>Fumble Recoveries</b>	1 vs. Cincinnati Bengals, Nov 22, 2020	<b>Special Teams Tackles</b>	1 at San Francisco 49ers, Dec 25, 2023 1 at Jacksonville Jaguars, Dec 17, 2023 ...1 more at 1.

**SINGLE-GAME HIGHS - POSTSEASON: DEFENSIVE**

<b>Total Tackles</b>	7 vs. Minnesota Vikings, Jan 21, 2018 7 vs. Atlanta Falcons, Jan 13, 2018	<b>Forced Fumbles</b>	1 vs. Kansas City Chiefs, Jan 28, 2024
<b>Solo Tackles</b>	7 vs. Atlanta Falcons, Jan 13, 2018 5 vs. Minnesota Vikings, Jan 21, 2018	<b>Tackles For Loss</b>	1 vs. Atlanta Falcons, Jan 13, 2018
<b>Passes Defensed</b>	3 vs. Minnesota Vikings, Jan 21, 2018 2 vs. Houston Texans, Jan 20, 2024 ...1 more at 2.		

**2024 GAME-BY-GAME REGULAR-SEASON STATISTICS (JAGUARS)**

DATE	OPPONENT	P/S	TACKLES							INTERCEPTIONS					O. FUMB			ST		MISC			W/L	SCORE				
			TK	S	A	SK	YDS	TFL	YDS	QBH	NO	YDS	LG	TD	PD	FF	FR	TD	YDS	TK	S	A			FF	FR	S	A
09/08	at Dolphins	S	7	5	2	0.0	0.0	1	3	0	0	0	0	0	1	0	0	0	0	0	0	0	0	0	0	0	L	17-20
09/15	Browns	S	1	1	0	0.0	0.0	1	1	0	0	0	0	0	1	0	0	0	0	0	0	0	0	0	0	L	13-18	
<b>2024 TOTALS</b>		<b>2-2</b>	<b>8</b>	<b>6</b>	<b>2</b>	<b>0.0</b>	<b>0.0</b>	<b>2</b>	<b>4</b>	<b>0</b>	<b>0</b>	<b>0</b>	<b>0</b>	<b>0</b>	<b>2</b>	<b>0</b>	<b>0</b>	<b>0</b>	<b>0</b>	<b>0</b>	<b>0</b>	<b>0</b>	<b>0</b>	<b>0</b>	<b>0</b>	<b>0-2</b>		

**2023 GAME-BY-GAME REGULAR-SEASON STATISTICS (RAVENS)**

DATE	OPPONENT	P/S	TACKLES							INTERCEPTIONS					O. FUMB			ST		MISC			W/L	SCORE			
			TK	S	A	SK	YDS	TFL	YDS	QBH	NO	YDS	LG	TD	PD	FF	FR	TD	YDS	TK	S	A			FF	FR	S
09/10	Texans	S	7	6	1	0.0	0.0	1	0	0	0	0	0	1	0	0	0	0	0	0	0	0	0	0	0	W	25-9
09/17	at Bengals	S	2	1	1	0.0	0.0	0	0	0	0	0	0	1	0	0	0	0	0	0	0	0	0	0	0	W	27-24
09/24	Colts	S	2	2	0	0.0	0.0	0	0	0	0	0	0	1	0	0	0	0	0	0	0	0	0	0	L	19-22+	
10/01	at Browns	S	2	2	0	0.0	0.0	0	0	0	0	0	0	1	0	0	0	0	0	0	0	0	0	0	W	28-3	
10/08	at Steelers	P	2	2	0	0.0	0.0	0	0	0	0	0	0	0	0	0	0	0	0	0	0	0	0	0	L	10-17	
10/15	at Titans	P	0	0	0	0.0	0.0	0	0	0	0	0	0	0	0	0	0	0	0	0	0	0	0	0	W	24-16	
10/22	Lions	P	0	0	0	0.0	0.0	0	0	0	0	0	0	0	0	0	0	0	0	1	1	0	0	0	W	38-6	
10/29	at Cardinals	P	0	0	0	0.0	0.0	0	0	0	0	0	0	0	0	0	0	0	0	0	0	0	0	0	W	31-24	
11/05	Seahawks	P	0	0	0	0.0	0.0	0	0	0	0	0	0	0	0	0	0	0	0	0	0	0	0	0	W	37-3	
11/12	Browns	P	0	0	0	0.0	0.0	0	0	0	0	0	0	0	0	0	0	0	0	0	0	0	0	0	L	31-33	
11/16	Bengals	S	0	0	0	0.0	0.0	0	0	0	0	0	0	3	0	0	0	0	0	0	0	0	0	0	W	34-20	
11/26	at Chargers	S	2	2	0	0.0	0.0	0	0	0	0	0	0	0	0	0	0	0	0	0	0	0	0	0	W	20-10	
12/10	Rams	P	0	0	0	0.0	0.0	0	0	0	0	0	0	0	0	0	0	0	0	0	0	0	0	0	W	37-31+	
12/17	at Jaguars	P	0	0	0	0.0	0.0	0	0	0	0	0	0	0	0	0	0	0	0	1	0	1	0	0	W	23-7	
12/25	at 49ers	P	3	2	1	0.0	0.0	0	0	0	0	0	0	0	0	0	0	0	0	1	1	0	0	0	W	33-19	
12/31	Dolphins	S	5	5	0	0.0	0.0	0	0	0	0	0	0	0	0	0	0	0	0	0	0	0	0	0	W	56-19	
01/06	Steelers		DID NOT PLAY (NON-INJURY)																				L	10-17			
<b>2023 TOTALS</b>		<b>16-7</b>	<b>25</b>	<b>22</b>	<b>3</b>	<b>0.0</b>	<b>0.0</b>	<b>1</b>	<b>0</b>	<b>0</b>	<b>0</b>	<b>0</b>	<b>0</b>	<b>0</b>	<b>7</b>	<b>0</b>	<b>0</b>	<b>0</b>	<b>0</b>	<b>3</b>	<b>2</b>	<b>1</b>	<b>0</b>	<b>0</b>	<b>0</b>	<b>13-4</b>	

+ - Overtime

**2023 GAME-BY-GAME POSTSEASON STATISTICS (RAVENS)**



DATE	OPPONENT	P/S	TACKLES							INTERCEPTIONS					O. FUMB			ST		MISC			W/L	SCORE			
			TK	S	A	SK	YDS	TFL	YDS	QBH	NO	YDS	LG	TD	PD	FF	FR	TD	YDS	TK	S	A			FF	FR	S
01/20	Texans	S	3	3	0	0.0	0.0	0	0	0	0	0	0	2	0	0	0	0	0	0	0	0	0	0	0	W	34-10
01/28	Chiefs	S	4	3	1	0.0	0.0	0	0	0	0	0	0	0	1	0	0	0	0	0	0	0	0	0	0	L	10-17
<b>2023 TOTALS</b>		<b>2-2</b>	<b>7</b>	<b>6</b>	<b>1</b>	<b>0.0</b>	<b>0.0</b>	<b>0</b>	<b>0</b>	<b>0</b>	<b>0</b>	<b>0</b>	<b>0</b>	<b>2</b>	<b>1</b>	<b>0</b>	<b>0</b>	<b>0</b>	<b>0</b>	<b>0</b>	<b>0</b>	<b>0</b>	<b>0</b>	<b>0</b>	<b>1-1</b>		





# GABE DAVIS | O

**POSITION:** WIDE RECEIVER  
**HT:** 6-2 | **WT:** 225 | **DOB:** 3-1-1999  
**COLLEGE:** CENTRAL FLORIDA  
**HOMETOWN:** SANFORD, FL  
**ACQ:** UFA (BUF) - '24  
**EXP:** 5th YEAR

 @gabedavis0  
 @gabedavis

## KEY TRANSACTIONS

- Originally drafted by Buffalo in the fourth round (128th overall) of the 2020 draft
- Signed by Jacksonville as an unrestricted free agent on 3/14/24

## PRO

Since entering the NFL in 2020, 76.7% of his catches have resulted in a first down or a touchdown... That mark is the highest of all NFL players during that time

### 2024 (Jaguars)

- **9/15 vs. CLE:** Started at wide receiver and caught three receptions for 43 yards
- **9/8 at MIA:** Started at wide receiver and caught three receptions for 63 yards (20.7 average)

### 2023 (Bills)

- Started all 17 games of the regular season
- **12/23 at LAC:** Recorded four passes for 130 yards and one touchdown, the second-highest total of his career
- **11/26 at PHI:** Posted his second 100-yard receiving game of the season after recording six receptions for 105 yards and one touchdown
- **10/26 vs. TB:** Caught a career-high nine receptions for 87 yards and a touchdown
- **10/8 vs. JAX:** Caught six passes for 100 yards and one touchdown, posting his fourth overall 100+ yard receiving game

### 2022 (Bills)

- Started in all 15 regular season games he appeared in and two postseason games
- Scored seven touchdowns in the regular season, including two against Pittsburgh in Week 5
- Recorded 50+ receiving yards in six regular season games
- **1/15 vs. MIA:** Posted 113 receiving yards and a touchdown on six receptions in Wild Card matchup
- **11/13 vs. MIN:** Posted six receptions for 93 yards and a touchdown in an overtime win
- **10/9 vs. PIT:** Recorded a career-high 171 receiving yards on three receptions, including a 98-yard touchdown reception

### 2021 (Bills)

- Appeared in 16 games and started four games in the regular season
- **1/23 at KC:** Recorded eight receptions for 201 yards and four touchdowns including a 75-yard touchdown reception... Set the league record for most receiving touchdowns in a single game in NFL postseason history
- **12/19 vs. CAR:** Posted 85 yards and two touchdowns on five receptions, marking his first time recording multiple touchdowns in a single game
- **11/14 at NYJ:** Recorded three receptions for 105 yards

### 2020 (Bills)

- Started in 11 games out of 16 games played in his rookie season
- **1/9 vs. IND:** Recorded four receptions for 85 yards in Wild Card win
- **1/3 vs. MIA:** Posted two receptions for 107 yards including a 56-yard touchdown reception
- **9/27 vs. LAR:** Caught all four receptions he was targeted for 81 yards and 21 yards after catch
- **9/20 at MIA:** Recorded one reception for six yards and a touchdown, marking his first career touchdown

## COLLEGE

- Attended the University of Central Florida and totaled 23 career receiving touchdowns, a mark that ranks second in school history
- With 2,447 career receiving yards, he ranks seventh all-time at UCF
- His 152 career receptions are the 10th most in UCF history
- Had eight games of 100 or more receiving yards, tied for the ninth most in program history

## PERSONAL

- Welcomed a daughter in spring 2024
- Has two siblings, one of which is a tight end at UCF
- Son of Alana Davis
- Enjoys fishing and playing video games when not playing football





### GABE DAVIS' NFL REGULAR SEASON RUSHING/RECEIVING STATISTICS

DATE	TEAM	GP	GS	RECEIVING					RUSHING				
				NO.	YDS.	AVG.	LG	TD	NO.	YDS.	AVG.	LG	TD
2020	Bills	16	11	35	599	17.1	56t	7	1	0	0.0	0	0
2021	Bills	16	4	35	549	15.7	49	6	0	0	0.0	0	0
2022	Bills	15	15	48	836	17.4	98t	7	0	0	0.0	0	0
2023	Bills	17	17	45	746	16.6	57t	7	1	-2	-2.0	-2	0
2024	Jaguars	2	2	6	105	17.5	22	0	0	0	0.0	0	0
<b>NFL TOTALS</b>		<b>66</b>	<b>49</b>	<b>169</b>	<b>2,835</b>	<b>16.8</b>	<b>98T</b>	<b>27</b>	<b>2</b>	<b>-2</b>	<b>-1.0</b>	<b>0</b>	<b>0</b>

### GABE DAVIS' NFL POSTSEASON RUSHING/RECEIVING STATISTICS

DATE	TEAM	GP	GS	RECEIVING					RUSHING				
				NO.	YDS.	AVG.	LG	TD	NO.	YDS.	AVG.	LG	TD
2020	Bills	3	2	4	85	21.3	37	0	0	0	0.0	0	0
2021	Bills	2	0	10	242	24.2	75t	5	0	0	0.0	0	0
2022	Bills	2	2	8	147	18.4	33	1	0	0	0.0	0	0
2023	Bills	0	0	0	0	0.0	0	0	0	0	0.0	0	0
<b>NFL TOTALS</b>		<b>7</b>	<b>4</b>	<b>22</b>	<b>474</b>	<b>21.5</b>	<b>75T</b>	<b>6</b>	<b>0</b>	<b>0</b>	<b>0.0</b>	<b>0</b>	<b>0</b>

#### SINGLE-GAME HIGHS: RUSHING/RECEIVING

<b>Rush Attempts</b>	1 at Washington Commanders, Sep 24, 2023 1 at Miami Dolphins, Sep 20, 2020	<b>Receiving TDs</b>	2 vs. Pittsburgh Steelers, Oct 09, 2022 2 vs. Carolina Panthers, Dec 19, 2021
<b>Receptions</b>	9 vs. Tampa Bay Buccaneers, Oct 26, 2023 6 at Philadelphia Eagles, Nov 26, 2023 ...3 more at 6.	<b>All-Purpose Yards</b>	171 vs. Pittsburgh Steelers, Oct 09, 2022 130 at Los Angeles Chargers, Dec 23, 2023
<b>Receiving Yards</b>	171 vs. Pittsburgh Steelers, Oct 09, 2022 130 at Los Angeles Chargers, Dec 23, 2023	<b>Most TDs</b>	2 vs. Pittsburgh Steelers, Oct 09, 2022 2 vs. Carolina Panthers, Dec 19, 2021
<b>Receiving Average</b>	57.0 vs. Pittsburgh Steelers, Oct 09, 2022 35.0 at New York Jets, Nov 14, 2021	<b>Miscellaneous Tackles</b>	1 at Miami Dolphins, Jan 07, 2024 1 vs. Denver Broncos, Nov 13, 2023 ...9 more at 1.
<b>Longest Receptions</b>	98t vs. Pittsburgh Steelers, Oct 09, 2022 62t vs. Pittsburgh Steelers, Oct 09, 2022		

#### SINGLE-GAME HIGHS - POSTSEASON: RECEIVING

<b>Receptions</b>	8 at Kansas City Chiefs, Jan 23, 2022 6 vs. Miami Dolphins, Jan 15, 2023	<b>Receiving TDs</b>	4 at Kansas City Chiefs, Jan 23, 2022 1 vs. Miami Dolphins, Jan 15, 2023 ...1 more at 1.
<b>Receiving Yards</b>	201 at Kansas City Chiefs, Jan 23, 2022 113 vs. Miami Dolphins, Jan 15, 2023	<b>All-Purpose Yards</b>	201 at Kansas City Chiefs, Jan 23, 2022 113 vs. Miami Dolphins, Jan 15, 2023
<b>Receiving Average</b>	25.1 at Kansas City Chiefs, Jan 23, 2022 21.3 vs. Indianapolis Colts, Jan 09, 2021	<b>Most TDs</b>	4 at Kansas City Chiefs, Jan 23, 2022 1 vs. Miami Dolphins, Jan 15, 2023 ...1 more at 1.
<b>Longest Receptions</b>	75t at Kansas City Chiefs, Jan 23, 2022 37 vs. Indianapolis Colts, Jan 09, 2021		

#### 100-YARD RECEIVING GAMES (6): REGULAR SEASON

DATE	TEAM	NO.	YDS.	AVG.	LG	TD
01/03/21	DOLPHINS	2	107	53.5	56t	1
11/14/21	at Jets	3	105	35.0	49	0
10/09/22	STEELERS	3	171	57.0	98t	2
10/08/23	JAGUARS	6	100	16.7	29	1
11/26/23	at Eagles	6	105	17.5	25	1
12/23/23	at Chargers	4	130	32.5	57t	1

#### 100-YARD RECEIVING GAMES (2): POSTSEASON

DATE	TEAM	NO.	YDS.	AVG.	LG	TD
01/23/22	at Chiefs	8	201	25.1	75t	4
01/15/23	DOLPHINS	6	113	18.8	33	1

#### 2024 GAME-BY-GAME REGULAR-SEASON STATISTICS (JAGUARS)

DATE	OPPONENT	P/S	RECEIVING					RUSHING					W/L	SCORE
			NO.	YDS.	AVG.	LG	TD	NO.	YDS.	AVG.	LG	TD		
09/08	at Dolphins	S	3	62	20.7	22	0	0	0	0.0	0	0	L	17-20
09/15	Browns	S	3	43	14.3	22	0	0	0	0.0	0	0	L	13-18
<b>2024 TOTALS</b>		<b>2-2</b>	<b>6</b>	<b>105</b>	<b>17.5</b>	<b>22</b>	<b>0</b>	<b>0</b>	<b>0</b>	<b>0.0</b>	<b>0</b>	<b>0</b>	<b>0-2</b>	



**2023 GAME-BY-GAME REGULAR-SEASON STATISTICS (BILLS)**

DATE	OPPONENT	P/S	RECEIVING					RUSHING					W/L	SCORE
			NO.	YDS.	AVG.	LG	TD	NO.	YDS.	AVG.	LG	TD		
09/11	at Jets	S	2	32	16.0	26	0	0	0	0.0	0	0	L	16-22+
09/17	Raiders	S	6	92	15.3	40	1	0	0	0.0	0	0	W	38-10
09/24	at Commanders	S	1	35	35.0	35t	1	1	-2	-2.0	-2	0	W	37-3
10/01	Dolphins	S	3	61	20.3	34	1	0	0	0.0	0	0	W	48-20
10/08	Jaguars	S	6	100	16.7	29	1	0	0	0.0	0	0	L	20-25
10/15	Giants	S	3	21	7.0	9	0	0	0	0.0	0	0	W	14-9
10/22	at Patriots	S	1	6	6.0	6	0	0	0	0.0	0	0	L	25-29
10/26	Buccaneers	S	9	87	9.7	16	1	0	0	0.0	0	0	W	24-18
11/05	at Bengals	S	0	0	0.0	0	0	0	0	0.0	0	0	L	18-24
11/13	Broncos	S	2	56	28.0	38	0	0	0	0.0	0	0	L	22-24
11/19	Jets	S	0	0	0.0	0	0	0	0	0.0	0	0	W	32-6
11/26	at Eagles	S	6	105	17.5	25	1	0	0	0.0	0	0	L	34-37+
12/10	at Chiefs	S	0	0	0.0	0	0	0	0	0.0	0	0	W	20-17
12/17	Cowboys	S	0	0	0.0	0	0	0	0	0.0	0	0	W	31-10
12/23	at Chargers	S	4	130	32.5	57t	1	0	0	0.0	0	0	W	24-22
12/31	Patriots	S	2	21	10.5	15	0	0	0	0.0	0	0	W	27-21
01/07	at Dolphins	S	0	0	0.0	0	0	0	0	0.0	0	0	W	21-14
<b>2023 TOTALS</b>		<b>17-17</b>	<b>45</b>	<b>746</b>	<b>16.6</b>	<b>57T</b>	<b>7</b>	<b>1</b>	<b>-2</b>	<b>-2.0</b>	<b>-2</b>	<b>0</b>	<b>11-6</b>	

+ - Overtime

**2023 GAME-BY-GAME POSTSEASON STATISTICS (BILLS)**

DATE	OPPONENT	P/S	RECEIVING					RUSHING					W/L	SCORE
			NO.	YDS.	AVG.	LG	TD	NO.	YDS.	AVG.	LG	TD		
01/15	Steelers												W	31-17
01/21	Chiefs												L	24-27
<b>2023 TOTALS</b>		<b>0-0</b>	<b>0</b>	<b>0</b>	<b>0.0</b>	<b>0</b>	<b>0</b>	<b>0</b>	<b>0</b>	<b>0.0</b>	<b>0</b>	<b>0</b>	<b>1-1</b>	





# DEVIN DUVERNAY | 12

POSITION: WIDE RECEIVER

HT: 5-11 | WT: 202 | DOB: 9-12-1997

COLLEGE: TEXAS

HOMETOWN: SACHSE, TEXAS

ACQ: UFA (BAL) - '24

EXP: 5th YEAR

 @Dev\_Duv5

 @dduv6



## KEY TRANSACTIONS

- Originally drafted by Baltimore in the third round (92nd overall) of the 2020 draft
- Signed by Jacksonville as an unrestricted free agent on 3/14/24

## PRO

### 2024 (Jaguars)

- **9/15 vs. CLE:** Returned one kickoff for 12 yards and one punt for eight yards
- **9/8 at MIA:** Had one rush for three yards on offense and returned one punt for three yards

### 2023 (Ravens)

- Appeared in 13 games (one start), totaling four receptions for 18 yards and four rushes for 15 yards, while also adding 23 punt returns for 290 yards (12.6 avg.) and nine kickoff returns for 174 yards (19.3 avg.)
- **1/20 vs. HOU:** Returned the second half-opening kickoff 37 yards to the Ravens' 45-yard line in the 34-10 Divisional Playoff win... Baltimore reached the end zone six plays into the ensuing possession
- **11/12 vs. CLE:** Recovered a muffed punt at the Browns' 12-yard line, leading to a RB Gus Edwards fourth-quarter touchdown
- **10/15 at TEN:** Registered 3 PRs for a career-high 91 yards, including a career-long 70-yarder, in the 24-16 victory

### 2022 (Ravens)

- Saw action in 14 games (13 starts) prior to his 12/20 Injured Reserve (foot) designation
- Finished the season as the NFL's only player with at least 15 kickoff returns and 15 punt returns to rank in the Top 10 in both yards-per-KOR average (26.5 – No. 10) and yards-per-PR avg. (11.9 – No. 5)
- Produced career highs in all major receiving categories, including receptions (37), yards (407) and TDs (3), while adding 12 carries for 84 yards and one TD
- Joined RB Nyheim Hines as one of two NFL players with a rushing touchdown, receiving touchdown and special teams touchdown
- **10/27 at TB:** Totaled a single-game best 163 all-purpose yards (72 KORs, 33 rushing, 31 receiving, and 27 PRs) and his first-career rushing TD (15 yards) in the 27-22 win... Became the first player in Ravens history to post a KOR-TD, receiving TD and rushing TD in a Ravens career
- **10/23 vs. CLE:** Recorded a season-long 31-yard reception and career-long 46-yard punt return in the 23-20 win
- **9/25 at NE:** Recorded a career-long 43-yard punt return and a contested 4-yard touchdown grab... Marked his third-straight game with a touchdown, joining WR Davante Adams, WR Cooper Kupp and RB James Robinson as the NFL's only four position players with a touchdown scored in each of the first three games of the season
- **9/18 vs. MIA:** Registered a 103-yard kickoff return-touchdown to open the game, marking the second KOR-TD of his career and the first time in franchise history that Baltimore returned the game's opening kickoff for a TD...Became the first player to register multiple receiving TDs (2 in Week 1 at NYJ) and a KOR-TD in the first two games of a season since Hall of Famer Bobby Mitchell accomplished the feat in 1962

### 2021 (Ravens)

- PFWA All-NFL (2021)
- PFWA All-AFC (2021)
- Finished as the NFL's only returner to rank in the Top 10 in both punt return average (13.8 – first) and kickoff return average (24.1 – seventh)... Tallied the NFL's second-most punt return yards (360), eighth-most kickoff return yards (676) and fifth-most total return yards (1,036)
- **11/21 at CHI:** Eclipsed 100 all-purpose yards (106) for the third time
- **10/17 vs. LAC:** Returned three punts for 44 yards (14.7 avg) and two KORs for 70 yards (35.0 avg), including a season-long 47-yarder... Became the NFL's first returner with a 40-yard PR (42) and KOR (47) in 2021
- **10/3 at DEN:** Recorded three punt returns for 64 yards (21.3 avg), including a career-long 42-yarder... Also added three receptions for 31 yards in the contest
- **9/26 at DET:** Capped an eight-play, 65-yard drive with a 19-yard TD reception, marking his first-career TD grab and added two punt returns for 21 yards, including a 29-yarder

### 2020 (Ravens)

- Played in all 16 games (three starts) in his rookie campaign, seeing action on special teams (as the primary kick returner) and offense...Returned 21 kicks for 578 yards and one touchdown, while adding four punt returns for 46 yards



- **1/10 at TEN:** Made his postseason debut in the 20-13 Wild Card Playoff win and served as Baltimore's primary punt returner and kick returner
- **9/28 vs. KC:** Returned a kickoff 93 yards for a touchdown and became the fifth Ravens rookie and the youngest Raven (23 years, 16 days) in franchise history to register a kickoff return touchdown
- **9/13 vs. CLE:** Made his NFL debut, recording his first-career reception for a 12-yard gain...Contributed on special teams with two kickoff returns for 64 yards, including a long of 38 yards

## COLLEGE

- Finished his Texas career with 176 receptions for 2,468 yards (14.0 ypc) and 16 touchdowns in 52 games (30 starts)
- Led all Big 12 wide receivers in receptions (106), receptions per game (8.2), receiving yards (1,341) and receiving yards per game (106.6) in 2019...Ranked third in receiving TDs (9)
- Became the 10th 2,000-yard career receiver in Longhorns' history after a nine-catch, 107-yard performance at Iowa State in 2019
- As a true freshman, tallied three-consecutive games with a touchdown reception, which stands as the seventh-longest streak in school history
- Earned first-team All-Big 12 (2019) and honorable mention Big 12 Offensive Player of the Year honors (2019)... Was a Earl Campbell Tyler Rose Award semifinalist (2019), two-time Big 12 Offensive Player of the Week (2019) and three-time Academic All-Big 12 selection (2017-19)

## PERSONAL

- His twin brother, Donovan, was a DB for the Longhorns and transferred to Northwestern State
- Is a first cousin of Arizona Cardinals QB Kyler Murray
- Uncle, Calvin Murray, played baseball at Texas... Uncle, Kevin Murray, played QB at Texas A&M in the 1980, while another uncle, Charles Murray, played WR at North Texas in the late 1970s... Uncle, Vince Murray, played DB at Tulsa in 2017 and suited up for the Salina Liberty of the Champions Indoor Football league
- Graduated from the University of Texas with a degree in sport management and a minor in business

### DEVIN DUVERNAY'S NFL REGULAR SEASON RUSHING/RECEIVING STATISTICS

DATE	TEAM	RECEIVING							RUSHING				
		GP	GS	NO.	YDS.	AVG.	LG	TD	NO.	YDS.	AVG.	LG	TD
2020	Ravens	16	3	20	201	10.1	39	0	4	70	17.5	42	0
2021	Ravens	16	7	33	272	8.2	21	2	7	50	7.1	19	0
2022	Ravens	14	13	37	407	11.0	31	3	12	84	7.0	18	1
2023	Ravens	13	1	4	18	4.5	10	0	4	15	3.8	8	0
2024	Jaguars	2	0	0	0	0.0	0	0	2	7	3.5	4	0
<b>NFL TOTALS</b>		<b>61</b>	<b>24</b>	<b>94</b>	<b>898</b>	<b>9.6</b>	<b>39</b>	<b>5</b>	<b>29</b>	<b>226</b>	<b>7.8</b>	<b>42</b>	<b>1</b>

### DEVIN DUVERNAY'S NFL POSTSEASON RUSHING/RECEIVING STATISTICS

DATE	TEAM	RECEIVING							RUSHING				
		GP	GS	NO.	YDS.	AVG.	LG	TD	NO.	YDS.	AVG.	LG	TD
2020	Ravens	2	0	0	0	0.0	0	0	0	0	0.0	0	0
2022	Ravens	0	0	0	0	0.0	0	0	0	0	0.0	0	0
2023	Ravens	2	0	0	0	0.0	0	0	0	0	0.0	0	0
<b>NFL TOTALS</b>		<b>4</b>	<b>0</b>	<b>0</b>	<b>0</b>	<b>0.0</b>	<b>0</b>	<b>0</b>	<b>0</b>	<b>0</b>	<b>0.0</b>	<b>0</b>	<b>0</b>

### DEVIN DUVERNAY'S NFL REGULAR SEASON RETURN STATISTICS

DATE	TEAM	KICKOFF RETURNS					PUNT RETURNS					
		RET.	YDS.	AVG.	LG	TD	NO.	FC	YDS.	AVG.	LG	TD
2020	Ravens	21	578	27.5	93t	1	4	2	46	11.5	19	0
2021	Ravens	28	676	24.1	47	0	26	24	360	13.8	42	0
2022	Ravens	15	383	25.5	103t	1	16	18	190	11.9	46	0
2023	Ravens	9	174	19.3	28	0	23	20	290	12.6	70	0
2024	Jaguars	1	12	12.0	12	0	2	3	11	5.5	8	0
<b>NFL TOTALS</b>		<b>74</b>	<b>1,823</b>	<b>24.6</b>	<b>103T</b>	<b>2</b>	<b>71</b>	<b>67</b>	<b>897</b>	<b>12.6</b>	<b>70</b>	<b>0</b>

### DEVIN DUVERNAY'S NFL POSTSEASON RETURN STATISTICS

DATE	TEAM	KICKOFF RETURNS					PUNT RETURNS					
		RET.	YDS.	AVG.	LG	TD	NO.	FC	YDS.	AVG.	LG	TD
2020	Ravens	1	20	20.0	20	0	0	4	0	0.0	0	0
2022	Ravens	0	0	0.0	0	0	0	0	0	0.0	0	0
2023	Ravens	2	53	26.5	37	0	3	2	32	10.7	21	0
<b>NFL TOTALS</b>		<b>3</b>	<b>73</b>	<b>24.3</b>	<b>37</b>	<b>0</b>	<b>3</b>	<b>6</b>	<b>32</b>	<b>10.7</b>	<b>21</b>	<b>0</b>





**SINGLE-GAME HIGHS: RUSHING/RECEIVING**

<b>Rush Attempts</b>	3 at Cincinnati Bengals, Sep 17, 2023 3 vs. Cincinnati Bengals, Oct 09, 2022	<b>Longest Kickoff Return</b>	103t vs. Miami Dolphins, Sep 18, 2022 93t vs. Kansas City Chiefs, Sep 28, 2020
<b>Rushing Yards</b>	42 vs. Cincinnati Bengals, Oct 11, 2020 33 at Tampa Bay Buccaneers, Oct 27, 2022	<b>Kickoff Return TDs</b>	1 vs. Miami Dolphins, Sep 18, 2022 1 vs. Kansas City Chiefs, Sep 28, 2020
<b>Longest Runs</b>	42 vs. Cincinnati Bengals, Oct 11, 2020 22 at Cincinnati Bengals, Jan 03, 2021	<b>Fair Catches</b>	5 vs. Pittsburgh Steelers, Jan 09, 2022 4 at Miami Dolphins, Nov 11, 2021
<b>Rushing TDs</b>	1 at Tampa Bay Buccaneers, Oct 27, 2022	<b>Punt Return Yards</b>	91 at Tennessee Titans, Oct 15, 2023 67 at Las Vegas Raiders, Sep 13, 2021
<b>Receptions</b>	6 vs. Denver Broncos, Dec 04, 2022 5 vs. Cincinnati Bengals, Oct 09, 2022	<b>Longest Punt Return</b>	70 at Tennessee Titans, Oct 15, 2023 46 vs. Cleveland Browns, Oct 23, 2022
<b>Receiving Yards</b>	54 vs. Cincinnati Bengals, Oct 09, 2022 54 at New York Jets, Sep 11, 2022	<b>Punt Returns</b>	4 vs. Indianapolis Colts, Sep 24, 2023 4 at Las Vegas Raiders, Sep 13, 2021
<b>Receiving Average</b>	15.0 at New England Patriots, Nov 15, 2020 13.5 at New York Jets, Sep 11, 2022	<b>Punt Return Average</b>	30.3 at Tennessee Titans, Oct 15, 2023 21.3 at Denver Broncos, Oct 03, 2021
<b>Longest Receptions</b>	39 vs. Pittsburgh Steelers, Nov 01, 2020 31 vs. Cleveland Browns, Oct 23, 2022	<b>Kickoff Return Average</b>	26.3 vs. Green Bay Packers, Dec 19, 2021 24.0 at Tampa Bay Buccaneers, Oct 27, 2022
<b>Receiving TDs</b>	2 at New York Jets, Sep 11, 2022 1 at New England Patriots, Sep 25, 2022 ...2 more at 1.	<b>Special Teams Tackles</b>	1 vs. Detroit Lions, Oct 22, 2023 1 at Tennessee Titans, Oct 15, 2023
<b>All-Purpose Yards</b>	163 at Tampa Bay Buccaneers, Oct 27, 2022 156 vs. Indianapolis Colts, Oct 11, 2021	<b>Most TDs</b>	2 at New York Jets, Sep 11, 2022 1 at Tampa Bay Buccaneers, Oct 27, 2022 ...6 more at 1.
<b>Kickoff Returns</b>	5 vs. Pittsburgh Steelers, Jan 09, 2022 5 vs. Indianapolis Colts, Oct 11, 2021	<b>Miscellaneous Tackles</b>	1 vs. Tennessee Titans, Nov 22, 2020
<b>Kickoff Return Yards</b>	119 vs. Kansas City Chiefs, Sep 28, 2020 113 vs. Pittsburgh Steelers, Jan 09, 2022	<b>Longest Own Fumble Return</b>	12 vs. Cincinnati Bengals, Oct 09, 2022 2 vs. Kansas City Chiefs, Sep 19, 2021

**SINGLE-GAME HIGHS - POSTSEASON: RUSHING/RECEIVING**

<b>All-Purpose Yards</b>	64 vs. Houston Texans, Jan 20, 2024 21 vs. Kansas City Chiefs, Jan 28, 2024	<b>Punt Return Yards</b>	21 vs. Kansas City Chiefs, Jan 28, 2024 11 vs. Houston Texans, Jan 20, 2024
<b>Kickoff Returns</b>	2 vs. Houston Texans, Jan 20, 2024 1 at Tennessee Titans, Jan 10, 2021	<b>Longest Punt Return</b>	21 vs. Kansas City Chiefs, Jan 28, 2024 11 vs. Houston Texans, Jan 20, 2024
<b>Kickoff Return Yards</b>	53 vs. Houston Texans, Jan 20, 2024 20 at Tennessee Titans, Jan 10, 2021	<b>Punt Returns</b>	2 vs. Kansas City Chiefs, Jan 28, 2024 1 vs. Houston Texans, Jan 20, 2024
<b>Longest Kickoff Return</b>	37 vs. Houston Texans, Jan 20, 2024 20 at Tennessee Titans, Jan 10, 2021	<b>Special Teams Tackles</b>	1 at Tennessee Titans, Jan 10, 2021
<b>Fair Catches</b>	3 at Tennessee Titans, Jan 10, 2021 2 vs. Houston Texans, Jan 20, 2024		

**2024 GAME-BY-GAME REGULAR-SEASON STATISTICS (JAGUARS)**

DATE	OPPONENT	P/S	RECEIVING					RUSHING					W/L	SCORE
			NO.	YDS.	AVG.	LG	TD	NO.	YDS.	AVG.	LG	TD		
09/08	at Dolphins	P	0	0	0.0	0	0	1	3	3.0	3	0	L	17-20
09/15	Browns	P	0	0	0.0	0	0	1	4	4.0	4	0	L	13-18
<b>2024 TOTALS</b>		<b>2-0</b>	<b>0</b>	<b>0</b>	<b>0.0</b>	<b>0</b>	<b>0</b>	<b>2</b>	<b>7</b>	<b>3.5</b>	<b>4</b>	<b>0</b>	<b>0-2</b>	



**2023 GAME-BY-GAME REGULAR-SEASON STATISTICS (RAVENS)**

DATE	OPPONENT	P/S	RECEIVING					RUSHING					W/L	SCORE	
			NO.	YDS.	AVG.	LG	TD	NO.	YDS.	AVG.	LG	TD			
09/10	Texans	P	0	0	0.0	0	0	0	0	0.0	0	0	0	W	25-9
09/17	at Bengals	P	0	0	0.0	0	0	3	15	5.0	8	0	0	W	27-24
09/24	Colts	P	0	0	0.0	0	0	0	0	0.0	0	0	0	L	19-22+
10/01	at Browns	S	2	8	4.0	10	0	0	0	0.0	0	0	0	W	28-3
10/08	at Steelers	P	0	0	0.0	0	0	0	0	0.0	0	0	0	L	10-17
10/15	at Titans	P	0	0	0.0	0	0	0	0	0.0	0	0	0	W	24-16
10/22	Lions	P	0	0	0.0	0	0	0	0	0.0	0	0	0	W	38-6
10/29	at Cardinals	P	0	0	0.0	0	0	0	0	0.0	0	0	0	W	31-24
11/05	Seahawks	P	2	10	5.0	7	0	0	0	0.0	0	0	0	W	37-3
11/12	Browns	P	0	0	0.0	0	0	0	0	0.0	0	0	0	L	31-33
11/16	Bengals	P	0	0	0.0	0	0	0	0	0.0	0	0	0	W	34-20
11/26	at Chargers	P	0	0	0.0	0	0	1	0	0.0	0	0	0	W	20-10
12/10	Rams	P	0	0	0.0	0	0	0	0	0.0	0	0	0	W	37-31+
12/17	at Jaguars													W	23-7
12/25	at 49ers													W	33-19
12/31	Dolphins													W	56-19
01/06	Steelers													L	10-17
<b>2023 TOTALS</b>		<b>13-1</b>	<b>4</b>	<b>18</b>	<b>4.5</b>	<b>10</b>	<b>0</b>	<b>4</b>	<b>15</b>	<b>3.8</b>	<b>8</b>	<b>0</b>	<b>0</b>	<b>13-4</b>	

+ - Overtime

**2023 GAME-BY-GAME POSTSEASON STATISTICS (RAVENS)**

DATE	OPPONENT	P/S	RECEIVING					RUSHING					W/L	SCORE	
			NO.	YDS.	AVG.	LG	TD	NO.	YDS.	AVG.	LG	TD			
01/20	Texans	P	0	0	0.0	0	0	0	0	0.0	0	0	0	W	34-10
01/28	Chiefs	P	0	0	0.0	0	0	0	0	0.0	0	0	0	L	10-17
<b>2023 TOTALS</b>		<b>2-0</b>	<b>0</b>	<b>0</b>	<b>0.0</b>	<b>0</b>	<b>0</b>	<b>0</b>	<b>0</b>	<b>0.0</b>	<b>0</b>	<b>0</b>	<b>0</b>	<b>1-1</b>	





# EVAN ENGRAM | 17

**POSITION:** TIGHT END  
**HT:** 6-3 | **WT:** 240 | **DOB:** 9-2-1994  
**COLLEGE:** MISSISSIPPI  
**HOMETOWN:** POWDER SPRINGS, GA.  
**ACQ:** UFA (NYG)-'22  
**EXP:** 8th YEAR

 @eazyengram  
 @eazyengram



## KEY TRANSACTIONS

- Originally drafted by the New York Giants in the first round (23rd overall) in the 2017 draft
- Signed by Jacksonville as an unrestricted free agent on 3/16/22
- Re-signed with Jacksonville on 7/16/23

## PRO

### 2024 (Jaguars)

- Was named a captain for the 2024 season
- **9/8 at MIA:** Started at tight end and caught one reception for five yards... Played in his 100th career game

### 2023 (Jaguars)

- Saw action in 17 games with 15 starts... He set career-highs in both receptions and receiving yards after posting 114 receptions for 963 yards and four touchdowns... His 114 receptions are the second most by a tight end in a season in NFL history... Engram became the second player in franchise history to record over 100 receptions in a single-season
- **12/31 vs. CAR:** Started at tight end and recorded six receptions for 60 yards... Became the eighth tight end in NFL history to record at least 100 receptions in a single season and became the second player in franchise history to reach 100 receptions
- **12/24 at T.B.:** Started at tight end and caught 10 receptions for 95 yards... His 824 receiving yards set a new single-season franchise record among tight ends, breaking the previous record he set last season of 766 receiving yards... Engram's 10 receptions ties the most in a single game against the Buccaneers in team history
- **12/10 at CLE:** Started at tight end and recorded 11 receptions for 95 yards and two touchdowns... His 84 receptions so far this season set a new single-season franchise record among tight ends, breaking the previous record he set last season of 73... His 11 receptions is the most in a single game by a Jaguar against Cleveland in team history
- **10/29 at PIT:** Started at tight end and posted 10 receptions for 88 yards... Eclipsed 4,000 career receiving yards... Joins Jeremy Shockey as the only tight ends in NFL history with 40 or more receptions and 400 receiving yards in each of their first seven seasons

### 2022 (Jaguars)

- Saw action in 17 regular season games with 14 starts and started both postseason games... In the regular season, he recorded a career-high 73 receptions for a career-high 766 receiving yards and four touchdowns... His 766 receiving yards ranked fourth among tight ends... He also had two rushing attempts for 13 yards... In the postseason he recorded 12 receptions for 124 yards and one touchdown... His 124 total receiving yards is the second-most by a tight end in Jaguars postseason history
- **1/14 vs. LAC:** Started at tight end and caught seven passes for a team-high 93 yards and one touchdown... Engram's 93 receiving yards were the most by a tight end and the fourth-most by any player in franchise history in a postseason game
- **12/22 at NYJ:** Started at tight end and caught seven passes for 113 yards... Broke Jaguars single-season record for receptions by a tight end
- **12/11 at TEN:** Started at tight end and caught 11 passes for a career high 162 yards and 2 touchdowns... Set a career-high in receiving yards in a game... First multi-TD game of his career... His 162 yards was the second-highest single-game performance by a tight end in 2022
- **10/30 vs. DEN:** Started at tight end and caught four passes for a team-high 55 yards and one touchdown marking his first touchdown as a Jaguar

### 2021 (Giants)

- Appeared in 15 games and posted 46 catches for 408 yards and three TDs
- **11/7 vs L.V.:** Recorded three receptions for 38 yards and one TD

### 2020 (Giants)

- Selected to his first Pro Bowl
- Finished the season with 63 receptions for 654 yards and one TD
- **11/8 at WAS:** Recorded five receptions for 48 yards and one TD

### 2019 (Giants)

- Appeared in eight games with six starts and posted 44 receptions for 467 yards and three TDs
- **9/8 at DAL:** Caught 11 passes for 116 yards and one TD



## 2018 (Giants)

- Finished the season with 45 receptions for 577 yards and three TDs
- 12/30 vs. DAL:** Recorded five receptions for 81 yards and one TD

## 2017 (Giants)

- Recorded the fifth most receptions (64) and receiving yards (722) by a rookie in franchise history... He also had the seventh most touchdown receptions (6) by a rookie in franchise history
- 12/3 at OAK:** Posted seven receptions for 99 yards and one TD

## COLLEGE

- All-time Ole Miss leader in receptions (162), receiving yards (2,320) and TD catches (15) by a tight end
- First player in school history to earn All-SEC honors four times
- Ended his career as nation's leader among active TEs in career receiving yards
- Among all Rebels, ranks fourth in career receptions, fifth in receiving yards and tied for sixth in TD catches
- Two-year team captain and started in 42 of 45 games played in his Rebel career

## PERSONAL

- He and his wife Emily were married in the spring of 2024
- Sister, Mackenzie, played basketball at Georgia and was named Second Team All-SEC in her senior season (2017-18)
- Son of Michelle Zelina and Derrick Engram
- Made U.M.A.A. Honor Roll for Fall 2014
- Integrated marketing communications major
- Favorite music artist is Drake
- In June of 2022, traveled to England to participate in An Evening With Jaguars Stars, an event hosted by Sky Sports' Neil Reynolds, as a player panelist in London and Manchester

### EVAN ENGRAM'S NFL REGULAR SEASON RUSHING/RECEIVING STATISTICS

DATE	TEAM	GP	GS	RECEIVING					RUSHING				
				NO.	YDS.	AVG.	LG	TD	NO.	YDS.	AVG.	LG	TD
2017	Giants	15	11	64	722	11.3	35	6	1	14	14.0	14	0
2018	Giants	11	8	45	577	12.8	54	3	3	36	12.0	14	0
2019	Giants	8	6	44	467	10.6	75t	3	3	7	2.3	5	0
2020	Giants	16	14	63	654	10.4	53	1	6	26	4.3	9	1
2021	Giants	15	12	46	408	8.9	30t	3	1	-3	-3.0	-3	0
2022	Jaguars	17	14	73	766	10.5	36	4	2	13	6.5	13	0
2023	Jaguars	17	15	114	963	8.4	34	4	0	0	0.0	0	0
2024	Jaguars	1	1	1	5	5.0	5	0	0	0	0.0	0	0
<b>NFL TOTALS</b>		<b>100</b>	<b>81</b>	<b>450</b>	<b>4,562</b>	<b>10.1</b>	<b>75T</b>	<b>24</b>	<b>16</b>	<b>93</b>	<b>5.8</b>	<b>14</b>	<b>1</b>

### EVAN ENGRAM'S NFL POSTSEASON RUSHING/RECEIVING STATISTICS

DATE	TEAM	GP	GS	RECEIVING					RUSHING				
				NO.	YDS.	AVG.	LG	TD	NO.	YDS.	AVG.	LG	TD
2022	Jaguars	2	2	12	124	10.3	24	1	0	0	0.0	0	0
<b>NFL TOTALS</b>		<b>2</b>	<b>2</b>	<b>12</b>	<b>124</b>	<b>10.3</b>	<b>24</b>	<b>1</b>	<b>0</b>	<b>0</b>	<b>0.0</b>	<b>0</b>	<b>0</b>

### SINGLE-GAME HIGHS: RUSHING/RECEIVING

<b>Rush Attempts</b>	2 at Philadelphia Eagles, Oct 22, 2020 2 at Dallas Cowboys, Oct 11, 2020 ...2 more at 2.	<b>Receiving Average</b>	25.7 at Washington Redskins, Dec 09, 2018 21.5 at Cincinnati Bengals, Nov 29, 2020
<b>Rushing Yards</b>	26 at Indianapolis Colts, Dec 23, 2018 14 vs. Philadelphia Eagles, Dec 17, 2017	<b>Longest Receptions</b>	75t at Tampa Bay Buccaneers, Sep 22, 2019 54 vs. Tampa Bay Buccaneers, Nov 18, 2018
<b>Longest Runs</b>	14 at Indianapolis Colts, Dec 23, 2018 14 vs. Philadelphia Eagles, Dec 17, 2017	<b>Receiving TDs</b>	2 at Cleveland Browns, Dec 10, 2023 2 at Tennessee Titans, Dec 11, 2022
<b>Rushing TDs</b>	1 at Dallas Cowboys, Oct 11, 2020	<b>All-Purpose Yards</b>	162 at Tennessee Titans, Dec 11, 2022 129 at Cincinnati Bengals, Nov 29, 2020
<b>Receptions</b>	11 at Cleveland Browns, Dec 10, 2023 11 at Tennessee Titans, Dec 11, 2022 ...1 more at 11.	<b>Most TDs</b>	2 at Cleveland Browns, Dec 10, 2023 2 at Tennessee Titans, Dec 11, 2022
<b>Receiving Yards</b>	162 at Tennessee Titans, Dec 11, 2022 129 at Cincinnati Bengals, Nov 29, 2020	<b>Miscellaneous Tackles</b>	2 at Tampa Bay Buccaneers, Dec 24, 2023 1 at Cleveland Browns, Dec 10, 2023 ...7 more at 1.





**SINGLE-GAME HIGHS - POSTSEASON: RECEIVING**

<b>Receptions</b>	7 vs. Los Angeles Chargers, Jan 14, 2023 5 at Kansas City Chiefs, Jan 21, 2023	<b>Receiving TDs</b>	1 vs. Los Angeles Chargers, Jan 14, 2023
<b>Receiving Yards</b>	93 vs. Los Angeles Chargers, Jan 14, 2023 31 at Kansas City Chiefs, Jan 21, 2023	<b>All-Purpose Yards</b>	93 vs. Los Angeles Chargers, Jan 14, 2023 31 at Kansas City Chiefs, Jan 21, 2023
<b>Receiving Average</b>	13.3 vs. Los Angeles Chargers, Jan 14, 2023 6.2 at Kansas City Chiefs, Jan 21, 2023	<b>Most TDs</b>	1 vs. Los Angeles Chargers, Jan 14, 2023
<b>Longest Receptions</b>	24 vs. Los Angeles Chargers, Jan 14, 2023 21 vs. Los Angeles Chargers, Jan 14, 2023	<b>Miscellaneous Tackles</b>	2 vs. Los Angeles Chargers, Jan 14, 2023

**100-YARD RECEIVING GAMES (5): REGULAR SEASON**

DATE	TEAM	NO.	YDS.	AVG.	LG	TD
09/08/19	at Cowboys	11	116	10.5	22	1
09/22/19	at Buccaneers	6	113	18.8	75t	1
11/29/20	at Bengals	6	129	21.5	53	0
12/11/22	at Titans	11	162	14.7	25	2
12/22/22	at Jets	7	113	16.1	36	0

**2024 GAME-BY-GAME REGULAR-SEASON STATISTICS (JAGUARS)**

DATE	OPPONENT	P/S	RECEIVING					RUSHING					W/L	SCORE	
			NO.	YDS.	AVG.	LG	TD	NO.	YDS.	AVG.	LG	TD			
09/08	at Dolphins	S	1	5	5.0	5	0	0	0	0.0	0	0	L	17-20	
09/15	Browns		DID NOT PLAY (NON-INJURY)											L	13-18
<b>2024 TOTALS</b>		<b>1-1</b>	<b>1</b>	<b>5</b>	<b>5.0</b>	<b>5</b>	<b>0</b>	<b>0</b>	<b>0</b>	<b>0.0</b>	<b>0</b>	<b>0</b>	<b>0</b>	<b>0-2</b>	

**2023 GAME-BY-GAME REGULAR-SEASON STATISTICS (JAGUARS)**

DATE	OPPONENT	P/S	RECEIVING					RUSHING					W/L	SCORE
			NO.	YDS.	AVG.	LG	TD	NO.	YDS.	AVG.	LG	TD		
09/10	at Colts	S	5	49	9.8	26	0	0	0	0.0	0	0	W	31-21
09/17	Chiefs	S	6	57	9.5	17	0	0	0	0.0	0	0	L	9-17
09/24	Texans	S	7	67	9.6	28	0	0	0	0.0	0	0	L	17-37
10/01	Falcons	S	7	59	8.4	19	0	0	0	0.0	0	0	W	23-7
10/08	at Bills	S	4	28	7.0	9	0	0	0	0.0	0	0	W	25-20
10/15	Colts	P	7	41	5.9	19	0	0	0	0.0	0	0	W	37-20
10/19	at Saints	S	5	45	9.0	21	0	0	0	0.0	0	0	W	31-24
10/29	at Steelers	S	10	88	8.8	34	0	0	0	0.0	0	0	W	20-10
11/12	49ers	S	4	12	3.0	6	0	0	0	0.0	0	0	L	3-34
11/19	Titans	S	4	29	7.3	13	0	0	0	0.0	0	0	W	34-14
11/26	at Texans	S	5	49	9.8	21	0	0	0	0.0	0	0	W	24-21
12/04	Bengals	S	9	82	9.1	22t	1	0	0	0.0	0	0	L	31-34+
12/10	at Browns	S	11	95	8.6	23	2	0	0	0.0	0	0	L	27-31
12/17	Ravens	P	4	28	7.0	11	0	0	0	0.0	0	0	L	7-23
12/24	at Buccaneers	S	10	95	9.5	14	0	0	0	0.0	0	0	L	12-30
12/31	Panthers	S	6	60	10.0	22	0	0	0	0.0	0	0	W	26-0
01/07	at Titans	S	10	79	7.9	17	1	0	0	0.0	0	0	L	20-28
<b>2023 TOTALS</b>		<b>17-15</b>	<b>114</b>	<b>963</b>	<b>8.4</b>	<b>34</b>	<b>4</b>	<b>0</b>	<b>0</b>	<b>0.0</b>	<b>0</b>	<b>0</b>	<b>9-8</b>	



+ - Overtime





# TRAVIS ETIENNE JR. | 1

**POSITION:** RUNNING BACK  
**HT:** 5-10 | **WT:** 215 | **DOB:** 1-26-1999  
**COLLEGE:** CLEMSON  
**HOMETOWN:** JENNINGS, LA.  
**ACQ:** D1-'21  
**EXP:** 4th YEAR

 @swaggy\_t1  
 @t.etiennejr

## KEY TRANSACTIONS

- Originally drafted by Jacksonville in the first round (25th overall) in the 2021 draft

## PRO

Ranks fifth in franchise history in rushing yards (2,229) and tied-fifth in rushing touchdowns (18)

### 2024 (Jaguars)

- 9/15 vs. CLE:** Started at running back and rushed for 52 yards and one touchdown on 13 carries
- 9/8 at MIA:** Started at running back and rushed for 44 yards and a touchdown on 12 carries... Caught two receptions for 15 yards

### 2023 (Jaguars)

- Started in all 17 games this season... He recorded 267 rushing attempts for 1,008 yards and 11 touchdowns... He also caught 58 passes for 476 yards and one touchdown... Etienne totaled 1,484 scrimmage yards joining RB Maurice Jones-Drew as the only Jaguars to reach 1,000 scrimmage yards in their first two active NFL seasons
- 1/7 at TEN:** Started at running back and rushed 16 times for 57 yards... Surpassed 1,000 rushing yards in the season for the second consecutive year... Marks the first Jaguar since 2010 to record consecutive 1,000-yard seasons
- 12/31 vs. CAR:** Started at running back and rushed 16 times for 102 yards and two touchdowns... Eclipsed 2,000 rushing yards in his career... Became the first Jaguar since 2009 to record at least 10 rushing touchdowns in a single season... His 62-yard touchdown run tied his career-long
- 11/26 at HOU:** Started at running back and rushed 20 times for 56 yards... Recorded four receptions for 30 yards... Now joins RB Maurice Jones-Drew as the only Jaguars to reach 1,000 scrimmage yards in their first two active NFL seasons... Surpassed 400-career rushes and 600-career receiving yards
- 10/8 at BUF:** Started at running back and recorded 136 rushing yards on 26 attempts, four receptions for 48 receiving yards and two touchdowns... Posted the most scrimmage yards in a game in his career with 184 yards... Recorded the most scrimmage yards in a single game at Tottenham Hotspur Stadium in NFL history

### 2022 (Jaguars)

- He saw action in all 17 regular season games with 12 starts and started both postseason games... In the regular season he tallied 220 rushing attempts for 1,125 yards and five touchdowns... His 1,125 rushing yards ranked ninth in the NFL and was the second-most rushing yards for a player who had under 250 attempts, trailing 49ers RB Christian McCaffrey (1,139 yards) by only 14 yards... He also recorded 35 receptions for 316 yards... In the postseason he recorded 30 rushing attempts for 171 yards and one touchdown and 4 receptions for 30 yards
- 1/14 vs. LAC:** Started at running back and rushed for 109 yards on 20 attempts, marking the second-most rushing yards by a player in franchise history in their first career postseason game, trailing only Fred Taylor (162 yards)
- 12/22 at NYJ:** Started at running back and rushed for 83 yards on 22 attempts... Became the fourth player in franchise history to rush for 1,000 yards in his first 15 games
- 11/6 vs. L.V.:** Started at running back and rushed for 109 yards and two touchdowns on 28 attempts... Caught two passes for 17 yards... Etienne joined Fred Taylor (twice) as the only players in team history to record three consecutive games with at least 100 rushing yards and one TD
- 10/23 vs. NYG:** Started at running back and rushed for 114 yards on 14 carries and one touchdown and caught one pass for five yards... Etienne Jr. also recorded a two-point conversion, which marked the first time the Jaguars scored eight points on their opening drive in franchise history (courtesy of Elias Sports)

### 2021 (Jaguars)

- Missed the 2021 season with a foot injury suffered on 8/14 against New Orleans in the preseason

## COLLEGE

- Rushed 686 times for 4,952 yards with 70 rushing touchdowns and caught 102 passes for 1,155 yards and eight receiving TDs
- NCAA FBS record holder for most career games scoring a touchdown (46 of 55 career games) and is the ACC career record-holder for rushing yards (4,952), total touchdowns (78), rushing touchdowns (70) and points (468)
- Named ACC Offensive Player of the Year in 2018 and 2019
- Finished his career ranked No. 1 in ACC history in both rushing yards (4,952) and rushing touchdowns (70)
- Part of a senior class that helped Clemson to four ACC titles, four College Football Playoff berths, two national championship appearances



and a national title, all while becoming the first FBS senior class since 2010 to go undefeated at home

**PERSONAL**

- Father (Bobby Joe Evans) was the 1994-95 Texas Gatorade High School Player of the Year in basketball and played at Oklahoma (lettered 1996-98)
- Brother (Tay) played linebacker at OU during the 2015 and 2016 seasons
- Younger brother (Trevor) spent the last two seasons as a running back at the University of Florida, and now is spending the 2024 season at the University of Georgia
- Majored in human relations

**TRAVIS ETIENNE JR.'S NFL REGULAR SEASON RUSHING/RECEIVING STATISTICS**

DATE	TEAM	RUSHING							RECEIVING				
		GP	GS	NO.	YDS.	AVG.	LG	TD	NO.	YDS.	AVG.	LG	TD
2021	Jaguars	0	0	0	0	0.0	0	0	0	0	0.0	0	0
2022	Jaguars	17	12	220	1,125	5.1	62t	5	35	316	9.0	30	0
2023	Jaguars	17	17	267	1,008	3.8	62t	11	58	476	8.2	56t	1
2024	Jaguars	2	2	25	96	3.8	20	2	5	21	4.2	12	0
<b>NFL TOTALS</b>		<b>36</b>	<b>31</b>	<b>512</b>	<b>2,229</b>	<b>4.4</b>	<b>62T</b>	<b>18</b>	<b>98</b>	<b>813</b>	<b>8.3</b>	<b>56T</b>	<b>1</b>

**TRAVIS ETIENNE JR.'S NFL POSTSEASON RUSHING/RECEIVING STATISTICS**

DATE	TEAM	RUSHING							RECEIVING				
		GP	GS	NO.	YDS.	AVG.	LG	TD	NO.	YDS.	AVG.	LG	TD
2022	Jaguars	2	2	30	171	5.7	25	1	4	30	7.5	12	0
<b>NFL TOTALS</b>		<b>2</b>	<b>2</b>	<b>30</b>	<b>171</b>	<b>5.7</b>	<b>25</b>	<b>1</b>	<b>4</b>	<b>30</b>	<b>7.5</b>	<b>12</b>	<b>0</b>

**SINGLE-GAME HIGHS: RUSHING/RECEIVING**

<b>Rush Attempts</b>	28 vs. Las Vegas Raiders, Nov 06, 2022 26 at Buffalo Bills, Oct 08, 2023	<b>Receiving Average</b>	23.3 at Pittsburgh Steelers, Oct 29, 2023 14.3 vs. Houston Texans, Oct 09, 2022
<b>Rushing Yards</b>	156 vs. Denver Broncos, Oct 30, 2022 136 at Buffalo Bills, Oct 08, 2023	<b>Longest Receptions</b>	56t at Pittsburgh Steelers, Oct 29, 2023 30 at Houston Texans, Jan 01, 2023
<b>Rushing Average</b>	12.0 at Houston Texans, Jan 01, 2023 8.6 at Indianapolis Colts, Oct 16, 2022	<b>Receiving TDs</b>	1 at Pittsburgh Steelers, Oct 29, 2023
<b>Longest Runs</b>	62t vs. Carolina Panthers, Dec 31, 2023 62t at Houston Texans, Jan 01, 2023	<b>All-Purpose Yards</b>	184 at Buffalo Bills, Oct 08, 2023 162 vs. Denver Broncos, Oct 30, 2022
<b>Rushing TDs</b>	2 vs. Carolina Panthers, Dec 31, 2023 2 at New Orleans Saints, Oct 19, 2023 ...3 more at 2.	<b>Most TDs</b>	2 vs. Carolina Panthers, Dec 31, 2023 2 at New Orleans Saints, Oct 19, 2023 ...3 more at 2.
<b>Receptions</b>	5 at Tennessee Titans, Jan 07, 2024 5 at Indianapolis Colts, Sep 10, 2023	<b>Scrimmage Yards</b>	184 at Buffalo Bills, Oct 08, 2023 162 vs. Denver Broncos, Oct 30, 2022
<b>Receiving Yards</b>	70 at Pittsburgh Steelers, Oct 29, 2023 50 vs. Houston Texans, Sep 24, 2023		

**SINGLE-GAME HIGHS - POSTSEASON: RUSHING/RECEIVING**

<b>Rush Attempts</b>	20 vs. Los Angeles Chargers, Jan 14, 2023 10 at Kansas City Chiefs, Jan 21, 2023	<b>Receiving Yards</b>	18 at Kansas City Chiefs, Jan 21, 2023 12 vs. Los Angeles Chargers, Jan 14, 2023
<b>Rushing Yards</b>	109 vs. Los Angeles Chargers, Jan 14, 2023 62 at Kansas City Chiefs, Jan 21, 2023	<b>Receiving Average</b>	6.0 at Kansas City Chiefs, Jan 21, 2023
<b>Rushing Average</b>	6.2 at Kansas City Chiefs, Jan 21, 2023 5.5 vs. Los Angeles Chargers, Jan 14, 2023	<b>Longest Receptions</b>	12 vs. Los Angeles Chargers, Jan 14, 2023 9 at Kansas City Chiefs, Jan 21, 2023
<b>Longest Runs</b>	25 vs. Los Angeles Chargers, Jan 14, 2023 19 at Kansas City Chiefs, Jan 21, 2023	<b>All-Purpose Yards</b>	121 vs. Los Angeles Chargers, Jan 14, 2023 80 at Kansas City Chiefs, Jan 21, 2023
<b>Rushing TDs</b>	1 at Kansas City Chiefs, Jan 21, 2023	<b>Most TDs</b>	1 at Kansas City Chiefs, Jan 21, 2023
<b>Receptions</b>	3 at Kansas City Chiefs, Jan 21, 2023 1 vs. Los Angeles Chargers, Jan 14, 2023		



**100-YARD RUSHING GAMES (7): REGULAR SEASON**

DATE	TEAM	ATT.	YDS.	AVG.	LG	TD
10/23/22	GIANTS	14	114	8.1	49	1
10/30/22	BRONCOS	24	156	6.5	49	1
11/06/22	RAIDERS	28	109	3.9	18	2
12/18/22	COWBOYS	19	103	5.4	16	0
01/01/23	at Texans	9	108	12.0	62t	1
10/08/23	at Bills	26	136	5.2	35t	2
12/31/23	PANTHERS	16	102	6.4	62t	2

**100-YARD RUSHING GAMES (1): POSTSEASON**

DATE	TEAM	ATT.	YDS.	AVG.	LG	TD
01/14/23	CHARGERS	20	109	5.5	25	0

**2024 GAME-BY-GAME REGULAR-SEASON STATISTICS (JAGUARS)**

DATE	OPPONENT	P/S	RUSHING					RECEIVING					W/L	SCORE
			NO.	YDS.	AVG.	LG	TD	NO.	YDS.	AVG.	LG	TD		
09/08	at Dolphins	S	12	44	3.7	11	1	2	15	7.5	12	0	L	17-20
09/15	Browns	S	13	52	4.0	20	1	3	6	2.0	8	0	L	13-18
<b>2024 TOTALS</b>		<b>2-2</b>	<b>25</b>	<b>96</b>	<b>3.8</b>	<b>20</b>	<b>2</b>	<b>5</b>	<b>21</b>	<b>4.2</b>	<b>12</b>	<b>0</b>	<b>0-2</b>	

**2023 GAME-BY-GAME REGULAR-SEASON STATISTICS (JAGUARS)**

DATE	OPPONENT	P/S	RUSHING					RECEIVING					W/L	SCORE
			NO.	YDS.	AVG.	LG	TD	NO.	YDS.	AVG.	LG	TD		
09/10	at Colts	S	18	77	4.3	26t	1	5	27	5.4	10	0	W	31-21
09/17	Chiefs	S	12	40	3.3	9	0	2	2	1.0	3	0	L	9-17
09/24	Texans	S	19	88	4.6	16	0	4	50	12.5	18	0	L	17-37
10/01	Falcons	S	20	55	2.8	7	0	3	17	5.7	8	0	W	23-7
10/08	at Bills	S	26	136	5.2	35t	2	4	48	12.0	22	0	W	25-20
10/15	Colts	S	18	55	3.1	22t	2	3	28	9.3	13	0	W	37-20
10/19	at Saints	S	14	53	3.8	17t	2	3	24	8.0	15	0	W	31-24
10/29	at Steelers	S	24	79	3.3	13	0	3	70	23.3	56t	1	W	20-10
11/12	49ers	S	9	35	3.9	16	0	2	9	4.5	5	0	L	3-34
11/19	Titans	S	14	52	3.7	11	0	3	7	2.3	5	0	W	34-14
11/26	at Texans	S	20	56	2.8	20	0	4	30	7.5	12	0	W	24-21
12/04	Bengals	S	11	45	4.1	13	1	4	34	8.5	19	0	L	31-34+
12/10	at Browns	S	14	35	2.5	16	1	4	37	9.3	18	0	L	27-31
12/17	Ravens	S	10	31	3.1	7	0	4	28	7.0	13	0	L	7-23
12/24	at Buccaneers	S	6	12	2.0	4	0	3	19	6.3	11	0	L	12-30
12/31	Panthers	S	16	102	6.4	62t	2	2	16	8.0	8	0	W	26-0
01/07	at Titans	S	16	57	3.6	12	0	5	30	6.0	13	0	L	20-28
<b>2023 TOTALS</b>		<b>17-17</b>	<b>267</b>	<b>1,008</b>	<b>3.8</b>	<b>62T</b>	<b>11</b>	<b>58</b>	<b>476</b>	<b>8.2</b>	<b>56T</b>	<b>1</b>	<b>9-8</b>	

+ - Overtime

**2021 GAME-BY-GAME REGULAR-SEASON STATISTICS (JAGUARS)**

DATE	OPPONENT	P/S	RUSHING					RECEIVING					W/L	SCORE
			NO.	YDS.	AVG.	LG	TD	NO.	YDS.	AVG.	LG	TD		
09/12	at Texans												L	21-37
09/19	Broncos												L	13-23
09/26	Cardinals												L	19-31
09/30	at Bengals												L	21-24
10/10	Titans												L	19-37
10/17	Dolphins												W	23-20
10/31	at Seahawks												L	7-31
11/07	Bills												W	9-6
11/14	at Colts												L	17-23
11/21	49ers												L	10-30
11/28	Falcons												L	14-21
12/05	at Rams												L	7-37
12/12	at Titans												L	0-20
12/19	Texans												L	16-30
12/26	at Jets												L	21-26
01/02	at Patriots												L	10-50
01/09	Colts												W	26-11
<b>2021 TOTALS</b>		<b>0-0</b>	<b>0</b>	<b>0</b>	<b>0.0</b>	<b>0</b>	<b>0</b>	<b>0</b>	<b>0</b>	<b>0.0</b>	<b>0</b>	<b>0</b>	<b>3-14</b>	







# LUKE FARRELL | 89

POSITION: TIGHT END  
HT: 6-5 | WT: 250 | DOB: 10-14-1997  
COLLEGE: OHIO STATE  
HOMETOWN: PERRY, OHIO  
ACQ: D5-'21  
EXP: 4th YEAR

@LukeFarrell89  
 @lukefarrell89

## KEY TRANSACTIONS

- Originally selected by Jacksonville in the fifth round (145th overall) in the 2021 Draft

## PRO

### 2024 (Jaguars)

- 9/15 vs. CLE:** Recorded two receptions for 13 yards
- 9/8 at MIA:** Started at tight end on offense and recorded a tackle on special teams

### 2023 (Jaguars)

- Saw action in all 17 regular season games with eight starts... He recorded 13 receptions for 155 yards
- 12/17 vs. BAL:** Started at tight end and recorded one reception for 28 yards... Saw action on special teams
- 11/26 at HOU:** Posted three receptions for 55 yards including a 42-yard reception... Saw action on special teams
- 11/19 vs. TEN:** Recorded two receptions for 21 yards and saw action on special teams

### 2022 (Jaguars)

- Saw action in 15 regular season games with four starts and two postseason games... In the regular season he recorded seven receptions for 56 yards
- 1/7 vs. TEN:** Saw action at tight end and on special teams and caught one pass for 11 yards
- 12/4 at DET:** Saw action at tight end and on special teams... Caught one pass for 3 yards
- 11/6 vs. L.V.:** Saw action at tight end and on special teams... Caught one pass for 15 yards

### 2021 (Jaguars)

- Finished his rookie campaign with four starts in 15 games played... Compiled seven receptions for 56 yards
- 9/30 at CIN:** Started at tight end for the first time in his career... Recorded a 7-yard reception
- 9/19 vs DEN:** Saw action on offense and special teams in home debut... Recorded a 6-yard catch, his first career reception
- 9/12 at HOU:** Appeared on offense and special teams in NFL debut

## COLLEGE

- Played in 44 games for the Buckeyes and started 32 times
- Collegiate totals include 34 career receptions for 380 yards, four touchdowns and an 11.2 yards per reception average
- In 2020, caught a touchdown in the College Football Playoff semifinal versus Clemson

## PERSONAL

- Farrell was an Associated Press All-State selection as a senior in 2015 after catching 33 passes for 446 yards at Perry High School
- The ninth tight end to be drafted in Jaguars history
- Graduated with his degree in human development and family studies
- Is the son of Kelly and Matt Farrell
- Has an older brother, Nolan, who attended Ohio State, and a sister, Celeste
- His favorite movie is The Big Lebowski

## LUKE FARRELL'S NFL REGULAR SEASON RUSHING/RECEIVING STATISTICS

DATE	TEAM	GP	GS	RECEIVING					RUSHING				
				NO.	YDS.	AVG.	LG	TD	NO.	YDS.	AVG.	LG	TD
2021	Jaguars	15	4	7	56	8.0	21	0	0	0	0.0	0	0
2022	Jaguars	17	0	4	40	10.0	15	0	0	0	0.0	0	0
2023	Jaguars	17	8	13	155	11.9	42	0	0	0	0.0	0	0
2024	Jaguars	2	1	2	13	6.5	7	0	0	0	0.0	0	0
<b>NFL TOTALS</b>		<b>51</b>	<b>13</b>	<b>26</b>	<b>264</b>	<b>10.2</b>	<b>42</b>	<b>0</b>	<b>0</b>	<b>0</b>	<b>0.0</b>	<b>0</b>	<b>0</b>



LUKE FARRELL'S NFL POSTSEASON RUSHING/RECEIVING STATISTICS

DATE	TEAM	RECEIVING							RUSHING				
		GP	GS	NO.	YDS.	AVG.	LG	TD	NO.	YDS.	AVG.	LG	TD
2022	Jaguars	2	0	0	0	0.0	0	0	0	0	0.0	0	0
<b>NFL TOTALS</b>		<b>2</b>	<b>0</b>	<b>0</b>	<b>0</b>	<b>0.0</b>	<b>0</b>	<b>0</b>	<b>0</b>	<b>0</b>	<b>0.0</b>	<b>0</b>	<b>0</b>

SINGLE-GAME HIGHS: RECEIVING

<b>Receptions</b>	3 at Houston Texans, Nov 26, 2023 2 vs. Tennessee Titans, Nov 19, 2023 ...1 more at 2.	<b>All-Purpose Yards</b>	55 at Houston Texans, Nov 26, 2023 28 vs. Baltimore Ravens, Dec 17, 2023
<b>Receiving Yards</b>	55 at Houston Texans, Nov 26, 2023 28 vs. Baltimore Ravens, Dec 17, 2023	<b>Special Teams Tackles</b>	1 at Tampa Bay Buccaneers, Dec 24, 2023 1 vs. Las Vegas Raiders, Nov 06, 2022
<b>Receiving Average</b>	18.3 at Houston Texans, Nov 26, 2023	<b>Miscellaneous Tackles</b>	1 at Pittsburgh Steelers, Oct 29, 2023
<b>Longest Receptions</b>	42 at Houston Texans, Nov 26, 2023 28 vs. Baltimore Ravens, Dec 17, 2023		

2024 GAME-BY-GAME REGULAR-SEASON STATISTICS (JAGUARS)

DATE	OPPONENT	P/S	RECEIVING					RUSHING					W/L	SCORE
			NO.	YDS.	AVG.	LG	TD	NO.	YDS.	AVG.	LG	TD		
09/08	at Dolphins	S	0	0	0.0	0	0	0	0	0.0	0	0	L	17-20
09/15	Browns	P	2	13	6.5	7	0	0	0	0.0	0	0	L	13-18
<b>2024 TOTALS</b>		<b>2-1</b>	<b>2</b>	<b>13</b>	<b>6.5</b>	<b>7</b>	<b>0</b>	<b>0</b>	<b>0</b>	<b>0.0</b>	<b>0</b>	<b>0</b>	<b>0-2</b>	

2023 GAME-BY-GAME REGULAR-SEASON STATISTICS (JAGUARS)

DATE	OPPONENT	P/S	RECEIVING					RUSHING					W/L	SCORE
			NO.	YDS.	AVG.	LG	TD	NO.	YDS.	AVG.	LG	TD		
09/10	at Colts	P	0	0	0.0	0	0	0	0	0.0	0	0	W	31-21
09/17	Chiefs	P	0	0	0.0	0	0	0	0	0.0	0	0	L	9-17
09/24	Texans	S	1	4	4.0	4	0	0	0	0.0	0	0	L	17-37
10/01	Falcons	P	2	10	5.0	7	0	0	0	0.0	0	0	W	23-7
10/08	at Bills	S	1	16	16.0	16	0	0	0	0.0	0	0	W	25-20
10/15	Colts	S	0	0	0.0	0	0	0	0	0.0	0	0	W	37-20
10/19	at Saints	P	0	0	0.0	0	0	0	0	0.0	0	0	W	31-24
10/29	at Steelers	S	1	5	5.0	5	0	0	0	0.0	0	0	W	20-10
11/12	49ers	S	0	0	0.0	0	0	0	0	0.0	0	0	L	3-34
11/19	Titans	P	2	21	10.5	14	0	0	0	0.0	0	0	W	34-14
11/26	at Texans	P	3	55	18.3	42	0	0	0	0.0	0	0	W	24-21
12/04	Bengals	P	1	9	9.0	9	0	0	0	0.0	0	0	L	31-34+
12/10	at Browns	P	0	0	0.0	0	0	0	0	0.0	0	0	L	27-31
12/17	Ravens	S	1	28	28.0	28	0	0	0	0.0	0	0	L	7-23
12/24	at Buccaneers	S	0	0	0.0	0	0	0	0	0.0	0	0	L	12-30
12/31	Panthers	S	1	7	7.0	7	0	0	0	0.0	0	0	W	26-0
01/07	at Titans	P	0	0	0.0	0	0	0	0	0.0	0	0	L	20-28
<b>2023 TOTALS</b>		<b>17-8</b>	<b>13</b>	<b>155</b>	<b>11.9</b>	<b>42</b>	<b>0</b>	<b>0</b>	<b>0</b>	<b>0.0</b>	<b>0</b>	<b>0</b>	<b>9-8</b>	

+ - Overtime





## TRE FLOWERS | 37

**POSITION:** CORNERBACK  
**HT:** 6-3 | **WT:** 200 | **DOB:** 6-2-1995  
**COLLEGE:** OKLAHOMA STATE  
**HOMETOWN:** CONVERSE, TEXAS  
**ACQ:** FA-'24  
**EXP:** 7th YEAR

 @Slimm7

### KEY TRANSACTIONS

- Originally drafted by Seattle in the fifth round (146th overall) of the 2018 NFL Draft
- Claimed off of waivers by Cincinnati on 10/14/21
- Signed by Cincinnati as an unrestricted free agent on 4/8/22
- Signed by Atlanta as an unrestricted free agent on 5/8/23
- Signed by Jacksonville as a free agent on 5/16/24
- Signed to Jacksonville's practice squad on 8/28/24

### PRO

#### 2024 (Jaguars)

- **9/15 vs. CLE:** Saw action at cornerback and recorded two tackles

#### 2023 (Falcons)

- Appeared in 17 games with three starts for Atlanta
- He recorded 18 tackles (12 solo), two passes defended and one tackle for loss on defense while adding three special teams tackles
- **9/10 vs. CAR:** Recorded eight tackles (four solo) against Carolina

#### 2022 (Bengals)

- Appeared in 15 games for Cincinnati
- Recorded 21 tackles (14 solo), three passes defended, one interception and one fumble recovery while six tackles on special teams.
- **10/16 at N.O.:** Recorded seven tackles (three solo), setting a season-high total tackles
- **12/18 at T.B.:** Recorded one interception, marking his first since 2019
- **11/20 at PIT.:** Recorded seven tackles (three solo), tying his season-high total tackles

#### 2021 (Bengals)

- He appeared in 11 games (one start) and all four playoff games for Cincinnati
- During Cincinnati's four-game Bengals Super Bowl LVI run, he recorded a team-high four tackles on special teams
- **1/9 at CLE:** Recorded seven total tackles tying his season-high

#### 2021 (Seahawks)

- During the 2021, season he appeared in five games (three starts) for Seattle
- **9/26 at MIN:** Recorded seven solo tackles, which tied for the second most single-game solo tackles in his career

#### 2020 (Seahawks)

- He participated in 12 games (seven starts), registering 46 tackles (37 solo), two passes defended, one forced fumble, one tackle for loss and one special teams tackle.
- **11/1 vs. MIN:** Recorded four tackles, one forced fumble and one pass defended
- **10/4 at MIA:** Recorded seven total tackles (four solo) setting a season-high

#### 2019 (Seahawks)

- Started all 15 games he appeared in, recording career highs in tackles (82), passes defended (eight), interceptions (three), sacks (2.0), tackles for loss (two) and quarterback hits (two) while also adding one forced fumble and one fumble recovery.
- **11/24 at PHI:** Recorded seven tackles (six solo), three passes defended and one interception... His three passes defended set a career-high
- **9/8 vs. CIN:** Recorded a single-game career-high 10 total tackles (nine solo)

#### 2018 (Seahawks)

- In his rookie campaign, he notched, 67 tackles (55 solo), six passes defended, a career-high three forced fumbles and one fumble recovery while adding another fumble recovery on special teams.
- **12/10 vs. MIN:** Recorded eight tackles (seven solo) and one pass defended tying his season-high
- **11/25 at CAR:** Recorded eight tackles (seven solo) and one pass defended
- **9/9 at DEN:** Recorded a team-leading eight tackles (seven solo) in his first game in the NFL



**COLLEGE**

- Played five seasons (2013-2017) at Oklahoma State University in Stillwater, Oklahoma
- In 51 games at Oklahoma State, he posted 284 tackles (209 solos), 25 passes defended, eight tackles for loss, four interceptions, four forced fumbles and one fumble recovery
- Played in all 13 games in 2017 and led the team and ranked 16th in the Big 12 with 79 total tackles, eight passes defended, two interceptions, one tackle for loss and one forced fumble
- Named a team captain and honored with the Leslie O'Neal Award, presented to the teams' outstanding defensive player
- Secured second-team All-America honors by the American Football Coaches Association to become the first Oklahoma State safety to earn All-America recognition since Markelle Martin in 2011. A first-team All-Big 12 honoree as chosen by the coaches and a second-team selection by the Associated Press
- Named a second-team All-Big 12 selection in 2016 and finished with 61 tackles, a team-leading seven passes defended, two tackles for loss, two forced fumbles and one fumble recovery
- Earned the Barry Sanders Award in 2016, awarded to the player who contributes the most with the least amount of recognition
- In 2015, he started all 13 games, posting career highs in tackles (83) and tackles for loss (three), while adding seven passes defended, two interceptions and one forced fumble
- As a redshirt freshman in 2014, he appeared in all 12 games (six starts), tallying 60 tackles (44 solo), three passes defended and two tackles for loss
- Redshirted in 2013

**PERSONAL**

- Attended Judson High School in Converse, Texas
- Uncle, Erik Flowers, played with several teams during his seven seasons in the NFL
- Brother, Rodney, plays football for Langston University and his sister, Aleshia Flowers, played basketball at South Florida
- Full name is Trequille Flowers
- Son of Rodney and Crystal Flowers
- Graduated in December 2017 with a degree in management and minors in sports management and marketing

**TRE FLOWERS' NFL REGULAR SEASON DEFENSIVE STATISTICS**

DATE	TEAM	GP	GS	TACKLES							INTERCEPTIONS							O. FUMB					ST				MISC		
				TK	S	A	TFL	YDS	SK	YDS	QBH	NO	YDS	LG	TD	PD	FF	FR	TD	YDS	TK	S	A	FF	FR	S	A		
2018	Seahawks	15	15	67	55	12	0	0	0.0	0.0	0	0	0	0	0	6	3	1	0	0	0	0	0	0	0	1	0	0	
2019	Seahawks	15	15	82	65	17	2	11	2.0	11.0	2	3	0	0	0	8	1	1	0	0	0	0	0	0	0	0	0	0	
2020	Seahawks	12	7	46	37	9	1	2	0.0	0.0	0	0	0	0	0	2	1	0	0	0	0	0	1	0	1	0	0	0	
2021	Seahawks	5	3	16	15	1	0	0	0.0	0.0	0	0	0	0	0	0	0	0	0	0	0	0	0	0	0	0	0	0	
Went from Seattle to Cincinnati.																													
2021	Bengals	1	0	17	10	7	0	0	0.0	0.0	0	0	0	0	0	1	0	0	0	0	0	0	6	4	2	0	1	0	0
2021	TOTAL	6	3	33	25	8	0	0	0.0	0.0	0	0	0	0	0	1	0	0	0	0	0	6	4	2	0	1	0	0	
2022	Bengals	15	0	21	14	7	0	0	0.0	0.0	0	1	0	0	0	3	0	1	0	0	0	6	6	0	0	0	0	0	
2023	Falcons	17	3	18	12	6	1	1	0.0	0.0	0	0	0	0	0	2	0	0	0	0	0	3	3	0	0	0	0	0	
2024	Jaguars	1	0	2	2	0	0	0	0.0	0.0	0	0	0	0	0	0	0	0	0	0	0	0	0	0	0	0	0	0	
<b>NFL TOTALS</b>		<b>81</b>	<b>43</b>	<b>269</b>	<b>210</b>	<b>59</b>	<b>4</b>	<b>14</b>	<b>2.0</b>	<b>11.0</b>	<b>2</b>	<b>4</b>	<b>0</b>	<b>0</b>	<b>0</b>	<b>22</b>	<b>5</b>	<b>3</b>	<b>0</b>	<b>0</b>	<b>0</b>	<b>16</b>	<b>13</b>	<b>3</b>	<b>0</b>	<b>2</b>	<b>0</b>	<b>0</b>	

**TRE FLOWERS' NFL POSTSEASON DEFENSIVE STATISTICS**

DATE	TEAM	GP	GS	TACKLES							INTERCEPTIONS							O. FUMB					ST				MISC	
				TK	S	A	TFL	YDS	SK	YDS	QBH	NO	YDS	LG	TD	PD	FF	FR	TD	YDS	TK	S	A	FF	FR	S	A	
2018	Seahawks	1	1	2	2	0	0	0	0.0	0.0	0	0	0	0	0	0	0	0	0	0	0	0	0	0	0	0	0	0
2019	Seahawks	2	2	11	8	3	0	0	0.0	0.0	0	0	0	0	0	0	0	0	0	0	0	0	0	0	0	0	0	0
2020	Seahawks	1	0	0	0	0	0	0	0.0	0.0	0	0	0	0	0	0	0	0	0	0	0	1	1	0	0	0	0	0
2021	Bengals	4	0	7	6	1	0	0	0.0	0.0	0	0	0	0	0	2	0	0	0	0	0	4	4	0	0	0	0	0
2022	Bengals	2	0	0	0	0	0	0	0.0	0.0	0	0	0	0	0	0	0	0	0	0	0	0	0	0	0	0	0	0
<b>NFL TOTALS</b>		<b>10</b>	<b>3</b>	<b>20</b>	<b>16</b>	<b>4</b>	<b>0</b>	<b>0</b>	<b>0.0</b>	<b>0.0</b>	<b>0</b>	<b>0</b>	<b>0</b>	<b>0</b>	<b>0</b>	<b>2</b>	<b>0</b>	<b>0</b>	<b>0</b>	<b>0</b>	<b>0</b>	<b>5</b>	<b>5</b>	<b>0</b>	<b>0</b>	<b>0</b>	<b>0</b>	<b>0</b>





**SINGLE-GAME HIGHS: DEFENSIVE**

**Total Tackles** 10 vs. Cincinnati Bengals, Sep 08, 2019  
8 vs. Carolina Panthers, Sep 10, 2023  
...3 more at 8.

**Solo Tackles** 9 vs. Cincinnati Bengals, Sep 08, 2019  
7 at Minnesota Vikings, Sep 26, 2021  
...3 more at 7.

**Sacks** 1.0 vs. San Francisco 49ers, Dec 29, 2019  
1.0 at San Francisco 49ers, Nov 11, 2019

**Passes Defensed** 3 at Philadelphia Eagles, Nov 24, 2019  
2 at Tampa Bay Buccaneers, Dec 18, 2022

**Forced Fumbles** 2 at Carolina Panthers, Nov 25, 2018  
1 vs. San Francisco 49ers, Nov 01, 2020  
...2 more at 1.

**Fumble Recoveries** 1 vs. Cincinnati Bengals, Sep 08, 2019  
1 at San Francisco 49ers, Dec 16, 2018

**Tackles For Loss** 1 vs. New Orleans Saints, Nov 26, 2023  
1 at Buffalo Bills, Nov 08, 2020  
...2 more at 1.

**Interceptions** 1 vs. Minnesota Vikings, Dec 02, 2019  
1 at Philadelphia Eagles, Nov 24, 2019  
...1 more at 1.

**Special Teams Tackles** 3 at Cincinnati Bengals, Dec 05, 2021  
1 at Cleveland Browns, Jan 09, 2022  
...3 more at 1.

**Special Teams Fumble Recoveries** 1 vs. Cleveland Browns, Nov 07, 2021  
1 vs. Kansas City Chiefs, Dec 23, 2018

**SINGLE-GAME HIGHS - POSTSEASON: DEFENSIVE**

**Total Tackles** 7 at Green Bay Packers, Jan 12, 2020  
4 vs. Las Vegas Raiders, Jan 15, 2022  
...1 more at 4.

**Solo Tackles** 5 at Green Bay Packers, Jan 12, 2020  
3 vs. Las Vegas Raiders, Jan 15, 2022  
...1 more at 3.

**Passes Defensed** 1 at Kansas City Chiefs, Jan 30, 2022  
1 at Tennessee Titans, Jan 22, 2022

**Special Teams Tackles** 2 at Tennessee Titans, Jan 22, 2022  
1 vs. Los Angeles Rams, Feb 13, 2022  
...2 more at 1.

**2024 GAME-BY-GAME REGULAR-SEASON STATISTICS (JAGUARS)**

DATE	OPPONENT	P/S	TACKLES							INTERCEPTIONS					O. FUMB				ST				MISC		W/L	SCORE		
			TK	S	A	SK	YDS	TFL	YDS	QBH	NO	YDS	LG	TD	PD	FF	FR	TD	YDS	TK	S	A	FF	FR			S	A
09/08	at Dolphins		PRACTICE SQUAD																							L	17-20	
09/15	Browns	P	2	2	0	0.0	0.0	0	0	0	0	0	0	0	0	0	0	0	0	0	0	0	0	0	0	0	L	13-18
<b>2024 TOTALS</b>		<b>1-0</b>	<b>2</b>	<b>2</b>	<b>0</b>	<b>0.0</b>	<b>0.0</b>	<b>0</b>	<b>0</b>	<b>0</b>	<b>0</b>	<b>0</b>	<b>0</b>	<b>0</b>	<b>0</b>	<b>0</b>	<b>0</b>	<b>0</b>	<b>0</b>	<b>0</b>	<b>0</b>	<b>0</b>	<b>0</b>	<b>0</b>	<b>0</b>	<b>0-2</b>		

**2023 GAME-BY-GAME REGULAR-SEASON STATISTICS (FALCONS)**

DATE	OPPONENT	P/S	TACKLES							INTERCEPTIONS					O. FUMB				ST				MISC		W/L	SCORE		
			TK	S	A	SK	YDS	TFL	YDS	QBH	NO	YDS	LG	TD	PD	FF	FR	TD	YDS	TK	S	A	FF	FR			S	A
09/10	Panthers	S	8	4	4	0.0	0.0	0	0	0	0	0	0	0	0	0	0	0	0	0	0	0	0	0	0	0	W	24-10
09/17	Packers	S	3	3	0	0.0	0.0	0	0	0	0	0	0	0	1	0	0	0	0	0	0	0	0	0	0	0	W	25-24
09/24	at Lions	S	4	4	0	0.0	0.0	0	0	0	0	0	0	0	1	0	0	0	0	0	0	0	0	0	0	L	6-20	
10/01	at Jaguars	P	0	0	0	0.0	0.0	0	0	0	0	0	0	0	0	0	0	0	0	0	0	0	0	0	0	L	7-23	
10/08	Texans	P	0	0	0	0.0	0.0	0	0	0	0	0	0	0	0	0	0	0	0	0	0	0	0	0	0	W	21-19	
10/15	Commanders	P	0	0	0	0.0	0.0	0	0	0	0	0	0	0	0	0	0	0	0	0	1	1	0	0	0	L	16-24	
10/22	at Buccaneers	P	0	0	0	0.0	0.0	0	0	0	0	0	0	0	0	0	0	0	0	0	0	0	0	0	0	W	16-13	
10/29	at Titans	P	0	0	0	0.0	0.0	0	0	0	0	0	0	0	0	0	0	0	0	0	0	0	0	0	0	L	23-28	
11/05	Vikings	P	0	0	0	0.0	0.0	0	0	0	0	0	0	0	0	0	0	0	0	0	0	0	0	0	0	L	28-31	
11/12	at Cardinals	P	0	0	0	0.0	0.0	0	0	0	0	0	0	0	0	0	0	0	0	0	0	0	0	0	0	L	23-25	
11/26	Saints	P	2	1	1	0.0	0.0	1	1	0	0	0	0	0	0	0	0	0	0	0	0	0	0	0	0	W	24-15	
12/03	at Jets	P	0	0	0	0.0	0.0	0	0	0	0	0	0	0	0	0	0	0	0	0	1	1	0	0	0	W	13-8	
12/10	Buccaneers	P	0	0	0	0.0	0.0	0	0	0	0	0	0	0	0	0	0	0	0	0	0	0	0	0	0	L	25-29	
12/17	at Panthers	P	0	0	0	0.0	0.0	0	0	0	0	0	0	0	0	0	0	0	0	0	0	0	0	0	0	L	7-9	
12/24	Colts	P	0	0	0	0.0	0.0	0	0	0	0	0	0	0	0	0	0	0	0	0	0	0	0	0	0	W	29-10	
12/31	at Bears	P	0	0	0	0.0	0.0	0	0	0	0	0	0	0	0	0	0	0	0	0	1	1	0	0	0	L	17-37	
01/07	at Saints	P	1	0	1	0.0	0.0	0	0	0	0	0	0	0	0	0	0	0	0	0	0	0	0	0	0	L	17-48	
<b>2023 TOTALS</b>		<b>17-3</b>	<b>18</b>	<b>12</b>	<b>6</b>	<b>0.0</b>	<b>0.0</b>	<b>1</b>	<b>1</b>	<b>0</b>	<b>0</b>	<b>0</b>	<b>0</b>	<b>0</b>	<b>2</b>	<b>0</b>	<b>0</b>	<b>0</b>	<b>0</b>	<b>3</b>	<b>3</b>	<b>0</b>	<b>0</b>	<b>0</b>	<b>0</b>	<b>7-10</b>		





# LUKE FORTNER | 79

**POSITION:** OFFENSIVE LINEMAN  
**HT:** 6-4 | **WT:** 307 | **DOB:** 5-15-1998  
**COLLEGE:** KENTUCKY  
**HOMETOWN:** SYLVANIA, OHIO  
**ACQ:** D3-'22  
**EXP:** 3rd YEAR

@lukefortner79  
 @lfort79

## KEY TRANSACTIONS

- Originally drafted by Jacksonville in the third round (65th overall) in the 2022 draft

## PRO

### 2024 (Jaguars)

- 9/15 vs. CLE:** Saw action on special teams
- 9/8 at MIA:** Saw action on special teams

### 2023 (Jaguars)

- Started all 17 games this season... Only missed two offensive snaps this seasons
- 11/26 at HOU:** Started at center and played all 76 offensive snaps and five snaps on special teams
- 10/8 at BUF:** Started at center and played all 88 offensive snaps and three snaps on special teams
- 9/24 vs. HOU:** Started at center and played all 73 offensive snaps and one play on special teams

### 2022 (Jaguars)

- Started all 17 regular season games and both postseason games... He did not miss an offensive snap in all 19 games he appeared in
- 1/21 at K.C.:** Started at center and played all 61 offensive snaps and four special teams snaps
- 1/14 vs. LAC:** Started at center during his first playoff appearance and played all 74 offensive snaps and three special teams snaps
- 9/25 at LAC:** Started at center and played all 76 offensive snaps and six special teams snaps

## COLLEGE

- Played in 55 career games with 36 consecutive starts
- Elected as a team captain in his sixth season and finished as a Campbell Trophy finalist
- In 2020, started in all 10 games he appeared in
- During his junior season in 2019, started 13 games at right guard
- In 2018 appeared in 11 of 13 games... Blocked for All-SEC and All-American running back, Benny Snell Jr., UK's all-time leading rusher and the first player in school history to rush for 1,000 yards in three straight seasons
- As a redshirt freshman in 2017, saw action in eight games

## PERSONAL

- Graduated from Kentucky in December of 2019 with a degree in mechanical engineering ... Completed his master's degree requirements in aerospace engineering and officially graduated in May of 2022
- Uncle, Don Svec, played football at Youngstown St.
- Along with other UK engineering students and a team of Toyota Manufacturing engineers, Fortner worked for months to help design, test and manufacture a specially-built push cart vehicle through a project called "Lift Them Up"... The push cart vehicle provided a Kentucky Children's Hospital patient the chance to both accompany the Wildcats on the Cat Walk and attend a game at Kroger Field
- His favorite athlete growing up was Cleveland Browns offensive lineman Joe Thomas

## LUKE FORTNER'S NFL REGULAR SEASON STATISTICS

DATE	TEAM	GP	GS
2022	Jaguars	17	17
2023	Jaguars	17	17
2024	Jaguars	2	0
<b>NFL TOTALS</b>		<b>36</b>	<b>34</b>

## LUKE FORTNER'S NFL POSTSEASON STATISTICS

DATE	TEAM	GP	GS
2022	Jaguars	2	2
<b>NFL TOTALS</b>		<b>2</b>	<b>2</b>



**2024 GAME-BY-GAME REGULAR-SEASON STATISTICS (JAGUARS)**

DATE	OPPONENT	P/S	W/L	SCORE
09/08	at Dolphins	P	L	17-20
09/15	Browns	P	L	13-18
<b>2024 TOTALS</b>			<b>0-2</b>	

**2023 GAME-BY-GAME REGULAR-SEASON STATISTICS (JAGUARS)**

DATE	OPPONENT	P/S	W/L	SCORE
09/10	at Colts	S	W	31-21
09/17	Chiefs	S	L	9-17
09/24	Texans	S	L	17-37
10/01	Falcons	S	W	23-7
10/08	at Bills	S	W	25-20
10/15	Colts	S	W	37-20
10/19	at Saints	S	W	31-24
10/29	at Steelers	S	W	20-10
11/12	49ers	S	L	3-34
11/19	Titans	S	W	34-14
11/26	at Texans	S	W	24-21
12/04	Bengals	S	L	31-34+
12/10	at Browns	S	L	27-31
12/17	Ravens	S	L	7-23
12/24	at Buccaneers	S	L	12-30
12/31	Panthers	S	W	26-0
01/07	at Titans	S	L	20-28
<b>2023 TOTALS</b>			<b>9-8</b>	

+ - Overtime





# JAVON FOSTER | 62

POSITION: OFFENSIVE LINEMAN  
 HT: 6-5 | WT: 313 | DOB: 3-31-2000  
 COLLEGE: MISSOURI  
 HOMETOWN: DETROIT, MICH.  
 ACQ: D4-'24  
 EXP: R

@\_ybvon  
 @\_ybvon

## KEY TRANSACTIONS

- Originally drafted by Jacksonville in the fourth round (114th overall) in the 2024 draft

## COLLEGE

- During the 2023 season, he was named Third-Team All-America (AP), 2023 First-Team All-SEC (AP and Coaches), and was a Joe Moore Award Semifinalist
- Appeared in 49 games with 38-straight starts

## PERSONAL

- Attended West Bloomfield High School

### JAVON FOSTER'S NFL REGULAR SEASON STATISTICS

DATE	TEAM	GP	GS
2024	Jaguars	0	0
<b>NFL TOTALS</b>		<b>0</b>	<b>0</b>

### 2024 GAME-BY-GAME REGULAR-SEASON STATISTICS (JAGUARS)

DATE	OPPONENT	P/S	W/L	SCORE
09/08	at Dolphins		L	17-20
09/15	Browns		L	13-18
<b>2024 TOTALS</b>		<b>0-0</b>	<b>0-2</b>	

### JAVON FOSTER'S COLLEGE STATISTICS

DATE	TEAM	GP	GS
2019	Missouri	2	0
2020	Missouri	9	2
2021	Missouri	13	13
2022	Missouri	12	12
2023	Missouri	13	13
<b>TOTALS</b>		<b>49</b>	<b>40</b>

### COLLEGE 2023 GAME-BY-GAME STATISTICS (MISSOURI)

DATE	OPPONENT	P/S	W/L	SCORE
08/31	South Dakota	S	W	35-10
09/09	Middle Tenn.	S	W	23-19
09/16	Kansas St.	S	W	30-27
09/23	Memphis	S	W	34-27
09/30	at Vanderbilt	S	W	38-21
10/07	LSU	S	L	39-49
10/14	at Kentucky	S	W	38-21
10/21	South Carolina	S	W	34-12
11/04	at Georgia	S	L	21-30
11/11	Tennessee	S	W	36-7
11/18	Florida	S	W	33-31
11/24	at Arkansas	S	W	48-14
12/29	at Ohio St.	S	W	14-3
<b>2023 TOTALS</b>		<b>13-13</b>	<b>11-2</b>	







## DAVON HAMILTON | 52

POSITION: DEFENSIVE TACKLE


HT: 6-4 | WT: 335 | DOB: 2-1-1997

COLLEGE: OHIO STATE

HOMETOWN: PICKERINGTON, OHIO

ACQ: D3-'20

EXP: 5th YEAR

 @dmhamilton53

 @davonhamilton53

### KEY TRANSACTIONS

- Originally selected by Jacksonville in the third round (73rd overall) of the 2020 draft

### PRO

#### 2024 (Jaguars)

- 9/15 vs. CLE:** Recorded two tackles and one quarterback hit
- 9/8 at MIA:** Started at defensive tackle and recorded one solo tackle and one tackle for loss

#### 2023 (Jaguars)

- Saw action in eight games (two starts) after opening the season on injured reserve... Recorded 12 tackles (seven solo), including one for loss
- 1/7 at TEN:** Recorded a season-high four total tackles (three solo) and saw action on special teams
- 12/24 at T.B.:** Posted three solo tackles and one tackle for loss

#### 2022 (Jaguars)

- Saw action in all 17 regular season games with 14 starts and started both postseason games... In the regular season he posted 56 tackles (27 solo), five tackles for loss, 2.5 sacks and one pass defended... In the postseason he posted eight tackles (three solo), two passes defended, one tackle for loss, and one quarterback hit
- 1/21 at K.C.:** Started at defensive tackle and posted five tackles (three solo), including one tackle for loss, one QB hit, and one pass defended
- 12/22 at NYJ:** Started at defensive tackle and recorded four tackles (two solo) and 1.0 sack
- 11/27 vs. BAL:** Saw action on defense and on special teams and recorded three tackles (one solo) including one tackle for loss, 1.0 sack, one forced fumble, and one fumble recovery

#### 2021 (Jaguars)

- Finished the season with 46 total tackles (26 solo) including two tackles for loss and two passes defended in 16 games (eight starts)
- 12/19 vs. HOU:** Started at defensive tackle and recorded three solo tackles, including one tackle for loss, and one pass defended
- 10/10 vs. TEN:** Started at defensive tackle and tied for a team-high seven total tackles (five solo) and one pass defended

#### 2020 (Jaguars)

- Saw action in 11 games during his rookie campaign, starting five, and totaled 30 tackles (14 solo), 1.0 sack, one fumble recovery, one pass defended and one tackle for loss... Placed on injured reserve on Dec. 5 with a knee injury
- 10/25 at LAC:** Started at defensive end and posted a career-high eight tackles, including one tackle for loss, and two quarterback hits
- 10/4 at CIN:** Saw action at defensive tackle and collected a career-high five tackles

### COLLEGE

- Played in 54 games with 17 starts during four seasons at Ohio State, accumulating 21 tackles for loss and 7.0 sacks
- Competed at the 2020 Senior Bowl
- Posted 33 reps on the bench press at the 2020 Combine, the most of any defensive lineman

### PERSONAL

- In July 2024, participated on a mission trip to Zimbabwe
- Named First-Team Associated Press All-State in 2014 after a 67-tackle, 13-tackle-for-loss season while helping Pickerington to an 11-1 record and into the second round of the state playoffs
- Named the Ohio Capital Conference's Ohio Division Player of the Year and Division I Central District Player of the Year as a senior
- Son of Sabrina and Damian Hamilton
- He and his wife Julia have one child, Ace
- Younger brother, Ty, is a senior at Ohio State
- Has two dogs- Charlie and Woods



**DAVON HAMILTON'S NFL REGULAR SEASON DEFENSIVE STATISTICS**

DATE	TEAM	GP	TACKLES								INTERCEPTIONS					O. FUMB					ST				MISC		
			GS	TK	S	A	TFL	YDS	SK	YDS	QBH	NO	YDS	LG	TD	PD	FF	FR	TD	YDS	TK	S	A	FF	FR	S	A
2020	Jaguars	11	6	30	14	16	2	11	1.0	10.0	5	0	0	0	0	1	0	1	0	0	0	0	0	0	0	0	0
2021	Jaguars	16	8	46	26	20	2	13	1.0	12.0	2	0	0	0	2	0	1	0	0	0	0	0	0	0	0	0	
2022	Jaguars	17	14	56	27	29	5	10	2.5	7.0	6	0	0	0	1	1	1	0	0	0	0	0	0	0	0	0	
2023	Jaguars	8	2	12	7	5	1	4	0.0	0.0	0	0	0	0	0	0	0	0	0	0	0	0	0	0	0	0	
2024	Jaguars	2	1	3	3	0	1	1	0.0	0.0	1	0	0	0	0	0	0	0	0	0	0	0	0	0	0	0	
<b>NFL TOTALS</b>		<b>54</b>	<b>31</b>	<b>147</b>	<b>77</b>	<b>70</b>	<b>11</b>	<b>39</b>	<b>4.5</b>	<b>29.0</b>	<b>14</b>	<b>0</b>	<b>0</b>	<b>0</b>	<b>4</b>	<b>1</b>	<b>3</b>	<b>0</b>	<b>0</b>	<b>0</b>	<b>0</b>	<b>0</b>	<b>0</b>	<b>0</b>	<b>0</b>	<b>0</b>	

**DAVON HAMILTON'S NFL POSTSEASON DEFENSIVE STATISTICS**

DATE	TEAM	GP	TACKLES								INTERCEPTIONS					O. FUMB					ST				MISC		
			GS	TK	S	A	TFL	YDS	SK	YDS	QBH	NO	YDS	LG	TD	PD	FF	FR	TD	YDS	TK	S	A	FF	FR	S	A
2022	Jaguars	2	2	8	3	5	1	3	0.0	0.0	1	0	0	0	2	0	0	0	0	0	0	0	0	0	0	0	0
<b>NFL TOTALS</b>		<b>2</b>	<b>2</b>	<b>8</b>	<b>3</b>	<b>5</b>	<b>1</b>	<b>3</b>	<b>0.0</b>	<b>0.0</b>	<b>1</b>	<b>0</b>	<b>0</b>	<b>0</b>	<b>2</b>	<b>0</b>	<b>0</b>	<b>0</b>	<b>0</b>	<b>0</b>	<b>0</b>	<b>0</b>	<b>0</b>	<b>0</b>	<b>0</b>	<b>0</b>	

**SINGLE-GAME HIGHS: DEFENSIVE**

<b>Total Tackles</b>	8 at Los Angeles Chargers, Oct 25, 2020 7 vs. New York Giants, Oct 23, 2022 ...1 more at 7.	<b>Forced Fumbles</b>	1 vs. Baltimore Ravens, Nov 27, 2022
<b>Solo Tackles</b>	4 at New England Patriots, Jan 02, 2022 4 vs. Tennessee Titans, Oct 10, 2021 ...2 more at 4.	<b>Fumble Recoveries</b>	1 vs. Indianapolis Colts, Jan 09, 2022 1 vs. Houston Texans, Nov 08, 2020
<b>Sacks</b>	1.0 at New York Jets, Dec 22, 2022 1.0 vs. Baltimore Ravens, Nov 27, 2022 ...2 more at 1.0.	<b>Tackles For Loss</b>	1 at New York Jets, Dec 22, 2022 1 vs. Baltimore Ravens, Nov 27, 2022 ...7 more at 1.
<b>Passes Defensed</b>	1 vs. Dallas Cowboys, Dec 18, 2022 1 vs. Houston Texans, Dec 19, 2021 ...2 more at 1.		

**SINGLE-GAME HIGHS - POSTSEASON: DEFENSIVE**

<b>Total Tackles</b>	5 at Kansas City Chiefs, Jan 21, 2023 3 vs. Los Angeles Chargers, Jan 14, 2023	<b>Passes Defensed</b>	1 vs. Los Angeles Chargers, Jan 14, 2023
<b>Solo Tackles</b>	3 at Kansas City Chiefs, Jan 21, 2023	<b>Tackles For Loss</b>	1 at Kansas City Chiefs, Jan 21, 2023

**2024 GAME-BY-GAME REGULAR-SEASON STATISTICS (JAGUARS)**

DATE	OPPONENT	P/S	TACKLES								INTERCEPTIONS					O. FUMB					ST				MISC			
			TK	S	A	SK	YDS	TFL	YDS	QBH	NO	YDS	LG	TD	PD	FF	FR	TD	YDS	TK	S	A	FF	FR	S	A	W/L	SCORE
09/08	at Dolphins	S	1	1	0	0.0	0.0	1	1	0	0	0	0	0	0	0	0	0	0	0	0	0	0	0	0	0	L	17-20
09/15	Browns	P	2	2	0	0.0	0.0	0	0	1	0	0	0	0	0	0	0	0	0	0	0	0	0	0	0	L	13-18	
<b>2024 TOTALS</b>		<b>2-1</b>	<b>3</b>	<b>3</b>	<b>0</b>	<b>0.0</b>	<b>0.0</b>	<b>1</b>	<b>1</b>	<b>1</b>	<b>0</b>	<b>0</b>	<b>0</b>	<b>0</b>	<b>0</b>	<b>0</b>	<b>0</b>	<b>0</b>	<b>0</b>	<b>0</b>	<b>0</b>	<b>0</b>	<b>0</b>	<b>0</b>	<b>0</b>	<b>0-2</b>		

**2023 GAME-BY-GAME REGULAR-SEASON STATISTICS (JAGUARS)**

DATE	OPPONENT	P/S	TACKLES								INTERCEPTIONS					O. FUMB					ST				MISC		
			TK	S	A	SK	YDS	TFL	YDS	QBH	NO	YDS	LG	TD	PD	FF	FR	TD	YDS	TK	S	A	FF	FR	S	A	W/L
09/10	at Colts																									W	31-21
09/17	Chiefs																									L	9-17
09/24	Texans																									L	17-37
10/01	Falcons																									W	23-7
10/08	at Bills																									W	25-20
10/15	Colts																									W	37-20
10/19	at Saints																									W	31-24
10/29	at Steelers	P	0	0	0	0.0	0.0	0	0	0	0	0	0	0	0	0	0	0	0	0	0	0	0	0	0	W	20-10
11/12	49ers	P	1	0	1	0.0	0.0	0	0	0	0	0	0	0	0	0	0	0	0	0	0	0	0	0	0	L	3-34
11/19	Titans																									W	34-14
11/26	at Texans																									W	24-21
12/04	Bengals	P	1	0	1	0.0	0.0	0	0	0	0	0	0	0	0	0	0	0	0	0	0	0	0	0	0	L	31-34+
12/10	at Browns	S	0	0	0	0.0	0.0	0	0	0	0	0	0	0	0	0	0	0	0	0	0	0	0	0	0	L	27-31
12/17	Ravens	S	3	1	2	0.0	0.0	0	0	0	0	0	0	0	0	0	0	0	0	0	0	0	0	0	0	L	7-23
12/24	at Buccaneers	P	3	3	0	0.0	0.0	1	4	0	0	0	0	0	0	0	0	0	0	0	0	0	0	0	0	L	12-30
12/31	Panthers	P	0	0	0	0.0	0.0	0	0	0	0	0	0	0	0	0	0	0	0	0	0	0	0	0	0	W	26-0
01/07	at Titans	P	4	3	1	0.0	0.0	0	0	0	0	0	0	0	0	0	0	0	0	0	0	0	0	0	0	L	20-28
<b>2023 TOTALS</b>		<b>8-2</b>	<b>12</b>	<b>7</b>	<b>5</b>	<b>0.0</b>	<b>0.0</b>	<b>1</b>	<b>4</b>	<b>0</b>	<b>0</b>	<b>0</b>	<b>0</b>	<b>0</b>	<b>0</b>	<b>0</b>	<b>0</b>	<b>0</b>	<b>0</b>	<b>0</b>	<b>0</b>	<b>0</b>	<b>0</b>	<b>0</b>	<b>0</b>	<b>9-8</b>	

+ - Overtime





# ANTON HARRISON | 77

**POSITION:** OFFENSIVE LINEMAN  
**HT:** 6-4 | **WT:** 315 | **DOB:** 2-2-2002  
**COLLEGE:** OKLAHOMA  
**HOMETOWN:** WASHINGTON, D.C.  
**ACQ:** D1-'23  
**EXP:** 2nd YEAR

Ayee\_Tonn  
 ayeetonn

## KEY TRANSACTIONS

- Originally drafted by Jacksonville in the first round (27th overall) of the 2023 Draft

## PRO

### 2024 (Jaguars)

- 9/15 vs. CLE:** Started at right tackle and played all 60 offensive snaps
- 9/8 at MIA:** Started at right tackle and played all 53 offensive snaps

### 2023 (Jaguars)

- Started all 17 games at right tackle
- 12/10 at CLE:** Started at right tackle and played all 76 offensive snaps and three snaps on special teams
- 11/26 at HOU:** Started at right tackle and played all 76 offensive snaps and five snaps on special teams
- 10/8 at BUF:** Started at right tackle and played all 88 offensive snaps and three snaps on special teams

## COLLEGE

- Played in 34 career games and made 24 starts in three seasons
- Started 23 games at left tackle and one game at right tackle
- Named to the All-Big 12 First Team by the league's coaches and AP in 2022
- In 2022, allowed just one sack and no QB hits in 447 pass-blocking plays

## PERSONAL

- Was the No. 3 recruit in the Washington, D.C., area by Rivals, No. 4 by ESPN and No. 5 by 247Sports coming out of high school
- Was a dual athlete at Archbishop Carroll Catholic High School and was offered to play both basketball and football at the University of Maryland before deciding to commit to the University of Oklahoma
- Son of Andre Harrison and Crystal Wiley... Has two brothers Donte Harrison and Mehki Moore
- Majored in human relations
- Passionate about his controversial food takes stating that pineapples do not go on pizza and sugar belongs on spaghetti

### ANTON HARRISON'S NFL REGULAR SEASON STATISTICS

DATE	TEAM	GP	GS
2023	Jaguars	17	17
2024	Jaguars	2	2
<b>NFL TOTALS</b>		<b>19</b>	<b>19</b>

### 2024 GAME-BY-GAME REGULAR-SEASON STATISTICS (JAGUARS)

DATE	OPPONENT	P/S	W/L	SCORE
09/08	at Dolphins	S	L	17-20
09/15	Browns	S	L	13-18
<b>2024 TOTALS</b>			<b>0-2</b>	



**2023 GAME-BY-GAME REGULAR-SEASON STATISTICS (JAGUARS)**

DATE	OPPONENT	P/S	W/L	SCORE
09/10	at Colts	S	W	31-21
09/17	Chiefs	S	L	9-17
09/24	Texans	S	L	17-37
10/01	Falcons	S	W	23-7
10/08	at Bills	S	W	25-20
10/15	Colts	S	W	37-20
10/19	at Saints	S	W	31-24
10/29	at Steelers	S	W	20-10
11/12	49ers	S	L	3-34
11/19	Titans	S	W	34-14
11/26	at Texans	S	W	24-21
12/04	Bengals	S	L	31-34+
12/10	at Browns	S	L	27-31
12/17	Ravens	S	L	7-23
12/24	at Buccaneers	S	L	12-30
12/31	Panthers	S	W	26-0
01/07	at Titans	S	L	20-28
<b>2023 TOTALS</b>		<b>17-17</b>	<b>9-8</b>	

+ - Overtime







# JOSH HINES-ALLEN | 41

**POSITION:** DEFENSIVE END  
**HT:** 6-5 | **WT:** 255 | **DOB:** 7-13-1997  
**COLLEGE:** KENTUCKY  
**HOMETOWN:** MONTCLAIR, N.J.  
**ACQ:** D1-'19  
**EXP:** 6th YEAR

 @JoshAllen41\_  
 joshallen\_41



## KEY TRANSACTIONS

- Originally drafted by Jacksonville in the first round (7th overall) in the 2019 draft
- Resigned with Jacksonville on 4/10/24

## PRO

### 2024 (Jaguars)

- Was named a captain for the 2024 season
- **9/15 vs. CLE:** Recorded four total tackles (three solo), four quarterback hits, one tackle for loss and 1.0 sack for a loss of five yards... Totaled five quarterback pressures per TruMedia, marking his 21st-consecutive game with a quarterback pressure
- **9/8 at MIA:** Started at defensive end and recorded two tackles and one pass defended

### 2023 (Jaguars)

- Started all 17 games and finished the season with 66 tackles (43 solo), 33 quarterback hits, 17.5 sacks, 17 tackles for loss, two forced fumbles, one interception and one pass defended
- His 17.5 sacks were a single-season franchise record and tied for second-most in the NFL
- Surpassed DL Yannick Ngakoue for second place in franchise history with 45.0 sacks
- Became the second player since 1982 to record four games with at least 2.5 sacks within a season, joining Pro Football Hall of Famer Lawrence Taylor (four games in 1986)
- Voted to his second Pro Bowl
- **12/31 vs. CAR:** Started at outside linebacker and posted six total tackles (five solo), four passes defended and 3.0 sacks... Marked his third time recording at least 3.0 sacks in a single game, the most in franchise history
- **10/1 vs. ATL:** Recorded 3.0 sacks for the second time this season... Posted one forced fumble... Set the record for most sacks by a Jaguars player in the first four games of a season in franchise history
- **9/10 at IND:** Posted 3.0 sacks, recording the second-most single-game sacks by a Jaguars player in Week 1... Set a single-game career high in sacks with 3.0... Recorded 10 total tackles (eight solo)

### 2022 (Jaguars)

- Voted a team captain for the 2022 season
- Started all 17 regular season games and both postseason games... In the regular season, he posted 58 tackles (36 solo), 11 tackles for loss, 7.0 sacks, four forced fumbles and two fumble recoveries, one leading to a 38-yard return for a touchdown... In the postseason, he started both games and posted 11 tackles (four solo), 1.0 sack, and one tackle for loss
- **1/7 vs. TEN:** Started at outside linebacker and posted six tackles (four solo), including one tackle for loss, 1.0 sack, two QB hits, one forced fumble, and one fumble recovery that was returned 38 yards for his first career touchdown... His 38-yard touchdown return was the Jaguars longest fumble recovery for a touchdown since LB Telvin Smith returned a fumble for a 50-yard touchdown against the Steelers in the Divisional Round on 1/14/2018
- **9/25 at LAC:** Recorded a career-high eight QB pressures in the game, according to NextGen Stats, bringing his season total to 15
- **9/18 vs. IND:** Recorded 2.0 sacks, marking his second consecutive home game with at least 2.0 sacks... Hines-Allen forced a fumble for the second consecutive week, joining DE Yannick Ngakoue and DE Andre Branch as the only players to record two forced fumbles through the first two weeks of a season

### 2021 (Jaguars)

- Voted a team captain for the 2021 season
- **1/9 vs. IND:** Sacked QB Carson Wentz twice in the first half, marking the fourth multi-sack game of his career... Finished the game with four total tackles (three solo), including 2.0 sacks
- **11/7 vs. BUF:** Finished the game with a career-high eight tackles, including two tackles for loss and 1.0 sack... Hines-Allen also recorded the first INT of his career, becoming the second defensive lineman in franchise history to post at least 1.0 sack, one INT and one fumble recovery in a single game (DE Tony Brackens)... Hines-Allen is the only player in the NFL over the last three seasons (2019-21) to accomplish the feat... Prior to his name change, Hines-Allen sacked Bills QB Josh Allen, marking the first time a player sacked a QB with the same first and last name in NFL history
- **9/12 at HOU:** Started at outside linebacker and recorded five total tackles, including 1.0 sack, and two QB hits... With his sack, Hines-Allen joined DE Yannick Ngakoue and DE Tony Brackens as the only players in franchise history to tally at least 14.0 sacks in their first 25 career games



## 2020 (Jaguars)

- Saw action in eight games, making seven starts
- Tallied 13 tackles (seven solo), 2.5 sacks, two tackles for loss and one pass defended
- Named team captain as voted on by his teammates
- Placed on injured reserve on Nov. 24 with a knee injury
- **11/8 vs. HOU:** Started at defensive end and made four tackles, including a half-sack
- **9/24 vs. MIA:** Started at defensive end and tallied two solo tackles, including his first sack of the season

## 2019 (Jaguars)

- Appeared in all 16 games, making four starts, during his rookie campaign
- Became the seventh player in franchise history to compile double-digit sacks in a season
- Amassed 44 tackles (31 solo), 11 tackles for loss, 10.5 sacks and two forced fumbles
- Finished the year second on the team with 11 tackles for loss... His 10.5 sacks recorded in 2019 led all NFL rookies and were the most by a rookie in franchise history
- One of five NFL players over the last 10 seasons to post at least 10.0 sacks and multiple forced fumbles in their rookie seasons
- Became the first rookie in Jaguars history to make the Pro Bowl
- **12/15 at OAK:** Saw action at DE and tallied three tackles (two solo), including 1.0 sack, his 10th of the season
- **10/27 vs. NYJ:** Saw action at DE, amassing 2.0 sacks, one tackle for loss and a forced fumble... Became the first Jaguars rookie since DE Yannick Ngakoue in 2016 to post at least 1.0 sack in four straight games
- **10/13 vs. N.O.:** Notched two tackles and 1.0 sack, becoming the third player in franchise history to post at least 4.0 sacks through six career games, joining DE Yannick Ngakoue and former DT John Henderson

## COLLEGE

- Did not miss a game during his four-year career with the Wildcats, playing in all 51 games with 35 starts
- Career totals include 220 tackles, 31.5 sacks, 11 forced fumbles, eight passes defended and two fumble recoveries
- Named SEC Defensive Player of the Year, earned consensus First-Team All American honors and was honored with the Bronco Nagurski Award, presented to the nation's top defensive player, as a senior in 2018
- Allen's 17.0 sacks in 2018 were the most by an SEC player in a single season since the NCAA started official sack records in 2000, finishing the season ranked second nationally in sacks (17.0), fourth in forced fumbles (five) and sixth in tackles for loss (21.5)

## PERSONAL

- He and his wife, Kaitlyn, have two sons, Wesley and Julian, and one daughter, Vanessa
- Son of Kim Allen and Robert Allen
- Josh's sister, Myisha Hines-Allen, played collegiate basketball at Louisville and is currently a forward for the Washington Mystics, the 2019 WNBA champions
- Uncle, Gregory Hines, played college basketball at Hampton and went on to a 12-year pro career
- Majored in communications
- Changed his last name to Hines-Allen as a tribute to Joshua's maternal side of the family and the other relatives who have worn 'Hines' and 'Hines-Allen' on their jerseys, prior to the start of the 2024 season
- Attended the 2023 UK Player Tour with WR Jamal Agnew, LB Devin Lloyd, and six other players from different teams around the league
- In June of 2022, traveled to England to participate in An Evening With Jaguars Stars as a player panelist with Jaguars' fans in London and Manchester

### JOSH HINES-ALLEN'S NFL REGULAR SEASON DEFENSIVE STATISTICS

DATE	TEAM	GP	GS	TACKLES							INTERCEPTIONS						O. FUMB				ST				MISC				
				TK	S	A	TFL	YDS	SK	YDS	QBH	NO	YDS	LG	TD	PD	FF	FR	TD	YDS	TK	S	A	FF	FR	S	A		
2019	Jaguars	16	4	44	31	13	11	77	10.5	74.0	23	0	0	0	0	0	2	0	0	0	0	0	0	0	0	0	0	0	0
2020	Jaguars	8	7	13	7	6	2	9	2.5	7.0	11	0	0	0	0	1	0	0	0	0	0	0	0	0	0	0	0	0	
2021	Jaguars	16	15	71	46	25	12	81	7.5	70.0	14	1	11	11	0	4	1	1	0	0	0	0	0	0	0	0	0	0	
2022	Jaguars	17	17	58	36	22	11	46	7.0	45.0	22	0	0	0	0	2	4	2	1	38	0	0	0	0	0	0	0	0	
2023	Jaguars	17	17	66	43	23	17	109	17.5	126.5	33	1	8	8	0	1	2	0	0	0	0	0	0	0	0	0	0	0	
2024	Jaguars	2	2	6	3	3	1	5	1.0	5.0	4	0	0	0	0	2	0	0	0	0	0	0	0	0	0	0	0	0	
<b>NFL TOTALS</b>		<b>76</b>	<b>62</b>	<b>258</b>	<b>166</b>	<b>92</b>	<b>54</b>	<b>327</b>	<b>46.0</b>	<b>327.5</b>	<b>107</b>	<b>2</b>	<b>19</b>	<b>11</b>	<b>0</b>	<b>10</b>	<b>9</b>	<b>3</b>	<b>1</b>	<b>38</b>	<b>0</b>	<b>0</b>	<b>0</b>	<b>0</b>	<b>0</b>	<b>0</b>	<b>0</b>	<b>0</b>	

### JOSH HINES-ALLEN'S NFL POSTSEASON DEFENSIVE STATISTICS

DATE	TEAM	GP	GS	TACKLES							INTERCEPTIONS						O. FUMB				ST				MISC			
				TK	S	A	TFL	YDS	SK	YDS	QBH	NO	YDS	LG	TD	PD	FF	FR	TD	YDS	TK	S	A	FF	FR	S	A	
2022	Jaguars	2	2	11	4	7	1	6	1.0	6.0	4	0	0	0	0	0	0	0	0	0	0	0	0	0	0	0	0	0
<b>NFL TOTALS</b>		<b>2</b>	<b>2</b>	<b>11</b>	<b>4</b>	<b>7</b>	<b>1</b>	<b>6</b>	<b>1.0</b>	<b>6.0</b>	<b>4</b>	<b>0</b>	<b>0</b>	<b>0</b>	<b>0</b>	<b>0</b>	<b>0</b>	<b>0</b>	<b>0</b>	<b>0</b>	<b>0</b>	<b>0</b>	<b>0</b>	<b>0</b>	<b>0</b>	<b>0</b>	<b>0</b>	<b>0</b>



**SINGLE-GAME HIGHS: DEFENSIVE**

<b>Total Tackles</b>	10 at Indianapolis Colts, Sep 10, 2023 10 vs. San Francisco 49ers, Nov 21, 2021	<b>Fumble Recoveries</b>	1 vs. Tennessee Titans, Jan 07, 2023 1 at Tennessee Titans, Dec 11, 2022 ...1 more at 1.
<b>Solo Tackles</b>	8 vs. Buffalo Bills, Nov 07, 2021 7 at Indianapolis Colts, Sep 10, 2023	<b>Tackles For Loss</b>	4 at Seattle Seahawks, Oct 31, 2021 3 vs. Carolina Panthers, Dec 31, 2023 ...1 more at 3.
<b>Sacks</b>	3.0 vs. Carolina Panthers, Dec 31, 2023 3.0 vs. Atlanta Falcons, Oct 01, 2023 ...1 more at 3.0.	<b>Interceptions</b>	1 vs. Cincinnati Bengals, Dec 04, 2023 1 vs. Buffalo Bills, Nov 07, 2021
<b>Passes Defensed</b>	1 vs. Cleveland Browns, Sep 15, 2024 1 at Miami Dolphins, Sep 08, 2024 ...8 more at 1.	<b>Interception Return Yards</b>	11 vs. Buffalo Bills, Nov 07, 2021 8 vs. Cincinnati Bengals, Dec 04, 2023
<b>Forced Fumbles</b>	1 vs. Indianapolis Colts, Oct 15, 2023 1 vs. Atlanta Falcons, Oct 01, 2023 ...7 more at 1.	<b>Longest Opp Fumble Return</b>	1 at Tennessee Titans, Dec 11, 2022

**SINGLE-GAME HIGHS - POSTSEASON: DEFENSIVE**

<b>Total Tackles</b>	8 vs. Los Angeles Chargers, Jan 14, 2023 3 at Kansas City Chiefs, Jan 21, 2023	<b>Sacks</b>	1.0 vs. Los Angeles Chargers, Jan 14, 2023
<b>Solo Tackles</b>	3 vs. Los Angeles Chargers, Jan 14, 2023	<b>Tackles For Loss</b>	1 vs. Los Angeles Chargers, Jan 14, 2023

**2024 GAME-BY-GAME REGULAR-SEASON STATISTICS (JAGUARS)**

DATE	OPPONENT	P/S	TACKLES							INTERCEPTIONS					O. FUMB				ST				MISC		SCORE			
			TK	S	A	SK	YDS	TFL	YDS	QBH	NO	YDS	LG	TD	PD	FF	FR	TD	YDS	TK	S	A	FF	FR		S	A	W/L
09/08	at Dolphins	S	2	0	2	0.0	0.0	0	0	0	0	0	0	0	0	0	0	0	0	0	0	0	0	0	0	0	L	17-20
09/15	Browns	S	4	3	1	1.0	5.0	1	5	4	0	0	0	0	1	0	0	0	0	0	0	0	0	0	0	L	13-18	
<b>2024 TOTALS</b>		<b>2-2</b>	<b>6</b>	<b>3</b>	<b>3</b>	<b>1.0</b>	<b>5.0</b>	<b>1</b>	<b>5</b>	<b>4</b>	<b>0</b>	<b>0</b>	<b>0</b>	<b>0</b>	<b>2</b>	<b>0</b>	<b>0</b>	<b>0</b>	<b>0</b>	<b>0</b>	<b>0</b>	<b>0</b>	<b>0</b>	<b>0</b>	<b>0</b>	<b>0-2</b>		

**2023 GAME-BY-GAME REGULAR-SEASON STATISTICS (JAGUARS)**

DATE	OPPONENT	P/S	TACKLES							INTERCEPTIONS					O. FUMB				ST				MISC		SCORE		
			TK	S	A	SK	YDS	TFL	YDS	QBH	NO	YDS	LG	TD	PD	FF	FR	TD	YDS	TK	S	A	FF	FR		S	A
09/10	at Colts	S	10	7	3	3.0	3.0	3	6	2	0	0	0	0	0	0	0	0	0	0	0	0	0	0	0	W	31-21
09/17	Chiefs	S	1	1	0	0.0	0.0	0	0	1	0	0	0	0	0	0	0	0	0	0	0	0	0	0	0	L	9-17
09/24	Texans	S	2	0	2	0.0	0.0	0	0	3	0	0	0	0	0	0	0	0	0	0	0	0	0	0	L	17-37	
10/01	Falcons	S	3	3	0	3.0	31.0	2	22	3	0	0	0	0	0	1	0	0	0	0	0	0	0	0	W	23-7	
10/08	at Bills	S	1	1	0	0.0	0.0	0	0	0	0	0	0	0	0	0	0	0	0	0	0	0	0	0	W	25-20	
10/15	Colts	S	4	3	1	1.0	6.0	1	4	2	0	0	0	0	0	1	0	0	0	0	0	0	0	0	W	37-20	
10/19	at Saints	S	2	1	1	0.0	0.0	0	0	3	0	0	0	0	0	0	0	0	0	0	0	0	0	0	W	31-24	
10/29	at Steelers	S	5	3	2	2.0	15.0	2	15	2	0	0	0	0	0	0	0	0	0	0	0	0	0	0	W	20-10	
11/12	49ers	S	3	2	1	0.0	0.0	0	0	1	0	0	0	0	0	0	0	0	0	0	0	0	0	0	L	3-34	
11/19	Titans	S	2	0	2	0.5	3.5	0	0	1	0	0	0	0	0	0	0	0	0	0	0	0	0	0	W	34-14	
11/26	at Texans	S	5	4	1	2.5	31.5	2	27	4	0	0	0	0	0	0	0	0	0	0	0	0	0	0	W	24-21	
12/04	Bengals	S	7	3	4	1.5	9.5	1	7	2	1	8	8	0	1	0	0	0	0	0	0	0	0	0	L	31-34+	
12/10	at Browns	S	5	5	0	0.0	0.0	2	1	0	0	0	0	0	0	0	0	0	0	0	0	0	0	0	L	27-31	
12/17	Ravens	S	4	2	2	0.0	0.0	0	0	2	0	0	0	0	0	0	0	0	0	0	0	0	0	0	L	7-23	
12/24	at Buccaneers	S	1	1	0	0.0	0.0	0	0	1	0	0	0	0	0	0	0	0	0	0	0	0	0	0	L	12-30	
12/31	Panthers	S	6	5	1	3.0	21.0	3	21	4	0	0	0	0	0	0	0	0	0	0	0	0	0	0	W	26-0	
01/07	at Titans	S	5	2	3	1.0	6.0	1	6	2	0	0	0	0	0	0	0	0	0	0	0	0	0	0	L	20-28	
<b>2023 TOTALS</b>		<b>17-17</b>	<b>66</b>	<b>43</b>	<b>23</b>	<b>17.5</b>	<b>126.5</b>	<b>17</b>	<b>109</b>	<b>33</b>	<b>1</b>	<b>8</b>	<b>8</b>	<b>0</b>	<b>1</b>	<b>2</b>	<b>0</b>	<b>0</b>	<b>0</b>	<b>0</b>	<b>0</b>	<b>0</b>	<b>0</b>	<b>0</b>	<b>0</b>	<b>9-8</b>	

+ - Overtime





# COOPER HODGES | 75

**POSITION:** OFFENSIVE LINEMAN  
**HT:** 6-4 | **WT:** 305 | **DOB:** 7-13-2000  
**COLLEGE:** APPALACHIAN STATE  
**HOMETOWN:** GLEN ST. MARY, FLA.  
**ACQ:** D7-'23  
**EXP:** 2nd YEAR

 supercooper43  
 super.cooper43



## KEY TRANSACTIONS

- Originally drafted by Jacksonville in the seventh round (226th overall) of the 2023 Draft

## PRO

### 2024 (Jaguars)

- 9/15 vs. CLE:** Saw action on special teams
- 9/8 at MIA:** Saw action on special teams

### 2023 (Jaguars)

- Spent the 2023 season on the injured reserve list

## COLLEGE

- A four-time All-Sun Belt selection including a two-time First-Team selection
- Appeared in 51 games and allowed just 7.0 sacks in 1,668 pass-blocking snaps
- Was invited to the NFLPA Collegiate Bowl

## PERSONAL

- Played on the first Baker County High School team in history to reach the state championship
- Grew up just 30 miles west of Jacksonville
- Favorite country music singer is Tyler Childers

## COOPER HODGES' NFL REGULAR SEASON STATISTICS

DATE	TEAM	GP	GS
2023	Jaguars	0	0
2024	Jaguars	2	0
<b>NFL TOTALS</b>		<b>2</b>	<b>0</b>

## 2024 GAME-BY-GAME REGULAR-SEASON STATISTICS (JAGUARS)

DATE	OPPONENT	P/S	W/L	SCORE
09/08	at Dolphins	P	L	17-20
09/15	Browns	P	L	13-18
<b>2024 TOTALS</b>		<b>2-0</b>	<b>0-2</b>	

## 2023 GAME-BY-GAME REGULAR-SEASON STATISTICS (JAGUARS)

DATE	OPPONENT	P/S	W/L	SCORE
09/10	at Colts		W	31-21
09/17	Chiefs		L	9-17
09/24	Texans		L	17-37
10/01	Falcons		W	23-7
10/08	at Bills		W	25-20
10/15	Colts		W	37-20
10/19	at Saints		W	31-24
10/29	at Steelers		W	20-10
11/12	49ers		L	3-34
11/19	Titans		W	34-14
11/26	at Texans		W	24-21
12/04	Bengals		L	31-34+
12/10	at Browns		L	27-31
12/17	Ravens		L	7-23
12/24	at Buccaneers		L	12-30
12/31	Panthers		W	26-0
01/07	at Titans		L	20-28
<b>2023 TOTALS</b>		<b>0-0</b>	<b>9-8</b>	

+ - Overtime







# JORDAN JEFFERSON | 98

**POSITION:** DEFENSIVE TACKLE  
**HT:** 6-2 | **WT:** 316 | **DOB:** 9-24-2001  
**COLLEGE:** LSU  
**HOMETOWN:** NAVARRE, FLA.  
**ACQ:** D4-'24  
**EXP:** R

@\_JJefferson\_95  
 @jordanjefferson95

## KEY TRANSACTIONS

- Originally drafted by Jacksonville in the fourth round (116th overall) in the 2024 draft

## COLLEGE

- Was awarded 2022 Academic All-Big 12 and 2021 Academic All-Big 12
- Played in 13 games (six starts) for LSU after appearing in 42 games (17 starts) for West Virginia from 2019-22
- Finished his college career with 90 tackles, 21.5 tackles for loss and 6.0 sacks

## PERSONAL

- Played high school football at Navarre in Navarre, Fla.
- Father, AJ Jefferson, played college football at Alcorn State

### JORDAN JEFFERSON'S NFL REGULAR SEASON DEFENSIVE STATISTICS

DATE	TEAM	GP	TACKLES										INTERCEPTIONS					O. FUMB					ST				MISC		
			GS	TK	S	A	TFL	YDS	SK	YDS	QBH	NO	YDS	LG	TD	PD	FF	FR	TD	YDS	TK	S	A	FF	FR	S	A		
2024	Jaguars	0	0	0	0	0	0	0	0	0	0.0	0.0	0	0	0	0	0	0	0	0	0	0	0	0	0	0	0	0	0
<b>NFL TOTALS</b>		<b>0</b>	<b>0</b>	<b>0</b>	<b>0</b>	<b>0</b>	<b>0</b>	<b>0</b>	<b>0</b>	<b>0.0</b>	<b>0.0</b>	<b>0</b>	<b>0</b>	<b>0</b>	<b>0</b>	<b>0</b>	<b>0</b>	<b>0</b>	<b>0</b>	<b>0</b>	<b>0</b>	<b>0</b>	<b>0</b>	<b>0</b>	<b>0</b>	<b>0</b>	<b>0</b>	<b>0</b>	

### 2024 GAME-BY-GAME REGULAR-SEASON STATISTICS (JAGUARS)

DATE	OPPONENT	P/S	TACKLES										INTERCEPTIONS					O. FUMB					ST				MISC		
			TK	S	A	SK	YDS	TFL	YDS	QBH	NO	YDS	LG	TD	PD	FF	FR	TD	YDS	TK	S	A	FF	FR	S	A	W/L	SCORE	
09/08	at Dolphins		ON INACTIVE LIST																									L	17-20
09/15	Browns		ON INACTIVE LIST																									L	13-18
<b>2024 TOTALS</b>			<b>0</b>	<b>0</b>	<b>0</b>	<b>0.0</b>	<b>0.0</b>	<b>0</b>	<b>0</b>	<b>0</b>	<b>0</b>	<b>0</b>	<b>0</b>	<b>0</b>	<b>0</b>	<b>0</b>	<b>0</b>	<b>0</b>	<b>0</b>	<b>0</b>	<b>0</b>	<b>0</b>	<b>0</b>	<b>0</b>	<b>0</b>	<b>0</b>	<b>0</b>	<b>0</b>	<b>0-2</b>

### JORDAN JEFFERSON'S COLLEGE DEFENSIVE STATISTICS

DATE	TEAM	GP	TACKLES										INTERCEPTIONS					O. FUMB					ST				MISC	
			GS	TK	S	A	TFL	YDS	SK	YDS	QBH	NO	YDS	LG	TD	PD	FF	FR	TD	YDS	TK	S	A	FF	FR	S	A	
2019	West Virginia	11	1	5	3	2	1.0	1.0	0.0	0.0	0	0	0	0	0	1	0	0	0	0	0	0	0	0	0	0	0	
2020	West Virginia	6	0	1	0	1	0.0	0.0	0.0	0.0	0	0	0	0	0	0	0	0	0	0	0	0	0	0	0	0		
2021	West Virginia	13	4	17	7	10	4.0	9.0	0.5	3.0	1	0	0	0	0	1	0	0	0	0	0	0	0	0	0	0		
2022	West Virginia	12	12	31	13	18	9.5	28.0	3.0	17.0	0	0	0	0	0	5	0	0	0	0	0	0	0	0	0	0		
2023	LSU	13	6	36	13	23	7.0	24.0	2.5	15.0	0	0	0	0	0	1	1	0	0	0	0	0	0	0	0	0		
<b>TOTALS</b>		<b>55</b>	<b>23</b>	<b>90</b>	<b>36</b>	<b>54</b>	<b>21.5</b>	<b>62.0</b>	<b>6.0</b>	<b>35.0</b>	<b>1</b>	<b>0</b>	<b>0</b>	<b>0</b>	<b>0</b>	<b>8</b>	<b>1</b>	<b>0</b>	<b>0</b>	<b>0</b>	<b>0</b>	<b>0</b>	<b>0</b>	<b>0</b>	<b>0</b>	<b>0</b>		

### COLLEGE 2023 GAME-BY-GAME STATISTICS (LSU)

DATE	OPPONENT	P/S	TACKLES										INTERCEPTIONS					O. FUMB					ST				MISC	
			TK	S	A	SK	YDS	TFL	YDS	QBH	NO	YDS	LG	TD	PD	FF	FR	TD	YDS	TK	S	A	FF	FR	S	A	W/L	SCORE
09/03	at Florida St.	P	2	1	1	0.0	0.0	1.0	4.0	0	0	0	0	0	0	0	0	0	0	0	0	0	0	0	0	0	W	45-24
09/09	Grambling	P	3	1	2	1.0	1.0	1.0	1.0	0	0	0	0	0	0	0	0	0	0	0	0	0	0	0	0	0	W	72-10
09/16	at Mississippi St.	P	1	0	1	0.0	0.0	0.0	0.0	0	0	0	0	0	0	0	0	0	0	0	0	0	0	0	0	W	41-14	
09/23	Arkansas	P	3	0	3	0.0	0.0	0.5	2.0	0	0	0	0	0	0	0	0	0	0	0	0	0	0	0	0	W	34-31	
09/30	at Ole Miss	P	1	0	1	0.0	0.0	0.0	0.0	0	0	0	0	0	0	0	0	0	0	0	0	0	0	0	0	L	49-55	
10/07	at Missouri	P	1	1	0	0.0	0.0	1.0	1.0	0	0	0	0	0	0	0	0	0	0	0	0	0	0	0	0	W	49-39	
10/14	Auburn	P	4	0	4	0.0	0.0	0.0	0.0	0	0	0	0	0	1	0	0	0	0	0	0	0	0	0	0	W	48-18	
10/21	Army West Point	S	6	3	3	0.0	0.0	1.0	1.0	0	0	0	0	0	0	0	0	0	0	0	0	0	0	0	0	W	62-0	
11/04	at Alabama	S	1	0	1	0.0	0.0	0.0	0.0	0	0	0	0	0	0	0	0	0	0	0	0	0	0	0	0	L	28-42	
11/11	Florida	S	6	2	4	0.5	1.0	0.5	1.0	0	0	0	0	0	0	0	0	0	0	0	0	0	0	0	0	W	52-35	
11/18	Georgia St.	S	4	2	2	0.0	0.0	1.0	1.0	0	0	0	0	0	0	0	0	0	0	0	0	0	0	0	0	W	56-14	
11/25	Texas A&M	S	2	1	1	0.0	0.0	0.0	0.0	0	0	0	0	0	0	0	0	0	0	0	0	0	0	0	0	W	42-30	
01/01	Wisconsin	S	2	2	0	1.0	13.0	1.0	13.0	0	0	0	0	0	0	1	0	0	0	0	0	0	0	0	0	W	35-31	
<b>2023 TOTALS</b>		<b>13-6</b>	<b>36</b>	<b>13</b>	<b>23</b>	<b>2.5</b>	<b>15.0</b>	<b>7.0</b>	<b>24.0</b>	<b>0</b>	<b>0</b>	<b>0</b>	<b>0</b>	<b>0</b>	<b>1</b>	<b>1</b>	<b>0</b>	<b>0</b>	<b>0</b>	<b>0</b>	<b>0</b>	<b>0</b>	<b>0</b>	<b>0</b>	<b>0</b>	<b>11-2</b>		





# ANTONIO JOHNSON | 26

**POSITION:** SAFETY  
**HT:** 6-2 | **WT:** 198 | **DOB:** 10-29-2001  
**COLLEGE:** TEXAS A&M  
**HOMETOWN:** EAST ST. LOUIS, ILL.  
**ACQ:** D5-'23  
**EXP:** 2nd YEAR

Antonio\_johns0n  
 iamaj2x

## KEY TRANSACTIONS

- Originally drafted by Jacksonville in the 5th round (160 overall) of the 2023 Draft

## PRO

### 2024 (Jaguars)

- 9/15 vs. CLE:** Started at safety and recorded four tackles
- 9/8 at MIA:** Started at safety and recorded nine tackles (five solo) and one tackle for loss

### 2023 (Jaguars)

- Appeared in 13 games with three starts as a rookie... Recorded 14 tackles (11 solo), three passes defended, two interceptions, one forced fumble and one quarterback hit... Added three tackles (two solo) on special teams
- 12/31 vs. CAR:** Started at safety and posted two solo tackles, one pass defended and one interception for a 27-yard gain... Was one of six rookies to record multiple interceptions this season
- 12/10 at CLE:** Posted two total tackles (one solo), one forced fumble, 1.0 sack and one pass defended
- 10/29 at PIT:** Recorded his first career interception, which he returned for 23 yards

## COLLEGE

- Played in 28 games making 22 starts in three years at Texas A&M
- Recorded 164 total tackles (97 solo), 14 tackles for loss and eight passes defended
- Was a member of the 2022 AP All-SEC First Team and 2021 PFF All-America First Team

## PERSONAL

- Finished his senior season at East St. Louis High School in Illinois as an Army All-American
- Played both offense and defense in high school, recording 98 tackles, two interceptions, 39 receptions for 830 yards, and scored seven touchdowns
- Has one dog named Rambo
- Favorite player growing up was Troy Polamalu

## ANTONIO JOHNSON'S NFL REGULAR SEASON DEFENSIVE STATISTICS

DATE	TEAM	GP	GS	TACKLES						INTERCEPTIONS					O. FUMB				ST				MISC				
				TK	S	A	TFL	YDS	SK	YDS	QBH	NO	YDS	LG	TD	PD	FF	FR	TD	YDS	TK	S	A	FF	FR	S	A
2023	Jaguars	13	3	14	11	3	0	0	1.0	4.0	1	2	50	27	0	3	1	0	0	0	3	2	1	0	0	0	0
2024	Jaguars	2	2	13	9	4	1	1	0.0	0.0	0	0	0	0	0	0	0	0	0	0	0	0	0	0	0	0	
<b>NFL TOTALS</b>		<b>15</b>	<b>5</b>	<b>27</b>	<b>20</b>	<b>7</b>	<b>1</b>	<b>1</b>	<b>1.0</b>	<b>4.0</b>	<b>1</b>	<b>2</b>	<b>50</b>	<b>27</b>	<b>0</b>	<b>3</b>	<b>1</b>	<b>0</b>	<b>0</b>	<b>0</b>	<b>3</b>	<b>2</b>	<b>1</b>	<b>0</b>	<b>0</b>	<b>0</b>	

## SINGLE-GAME HIGHS: DEFENSIVE

<b>Total Tackles</b>	9 at Miami Dolphins, Sep 08, 2024 5 vs. Cincinnati Bengals, Dec 04, 2023	<b>Interceptions</b>	1 vs. Carolina Panthers, Dec 31, 2023 1 at Pittsburgh Steelers, Oct 29, 2023
<b>Solo Tackles</b>	5 at Miami Dolphins, Sep 08, 2024 4 vs. Cleveland Browns, Sep 15, 2024 ...1 more at 4.	<b>Interception Return Yards</b>	27 vs. Carolina Panthers, Dec 31, 2023 23 at Pittsburgh Steelers, Oct 29, 2023
<b>Passes Defended</b>	1 vs. Carolina Panthers, Dec 31, 2023 1 at Cleveland Browns, Dec 10, 2023 ...1 more at 1.	<b>Special Teams Tackles</b>	2 vs. San Francisco 49ers, Nov 12, 2023 1 vs. Tennessee Titans, Nov 19, 2023
<b>Tackles For Loss</b>	1 at Miami Dolphins, Sep 08, 2024		



**2024 GAME-BY-GAME REGULAR-SEASON STATISTICS (JAGUARS)**

DATE	OPPONENT	P/S	TACKLES							INTERCEPTIONS					O. FUMB				ST				MISC		SCORE		
			TK	S	A	SK	YDS	TFL	YDS	QBH	NO	YDS	LG	TD	PD	FF	FR	TD	YDS	TK	S	A	FF	FR		S	A
09/08	at Dolphins	S	9	5	4	0.0	0.0	1	1	0	0	0	0	0	0	0	0	0	0	0	0	0	0	0	0	L	17-20
09/15	Browns	S	4	4	0	0.0	0.0	0	0	0	0	0	0	0	0	0	0	0	0	0	0	0	0	0	L	13-18	
<b>2024 TOTALS</b>		<b>2-2</b>	<b>13</b>	<b>9</b>	<b>4</b>	<b>0.0</b>	<b>0.0</b>	<b>1</b>	<b>1</b>	<b>0</b>	<b>0</b>	<b>0</b>	<b>0</b>	<b>0</b>	<b>0</b>	<b>0</b>	<b>0</b>	<b>0</b>	<b>0</b>	<b>0</b>	<b>0</b>	<b>0</b>	<b>0</b>	<b>0</b>	<b>0</b>	<b>0-2</b>	

**2023 GAME-BY-GAME REGULAR-SEASON STATISTICS (JAGUARS)**

DATE	OPPONENT	P/S	TACKLES							INTERCEPTIONS					O. FUMB				ST				MISC		SCORE		
			TK	S	A	SK	YDS	TFL	YDS	QBH	NO	YDS	LG	TD	PD	FF	FR	TD	YDS	TK	S	A	FF	FR		S	A
09/10	at Colts																									W	31-21
09/17	Chiefs																									L	9-17
09/24	Texans																									L	17-37
10/01	Falcons																									W	23-7
10/08	at Bills	P	0	0	0	0.0	0.0	0	0	0	0	0	0	0	0	0	0	0	0	0	0	0	0	0	0	W	25-20
10/15	Colts	P	0	0	0	0.0	0.0	0	0	0	0	0	0	0	0	0	0	0	0	0	0	0	0	0	0	W	37-20
10/19	at Saints	P	0	0	0	0.0	0.0	0	0	0	0	0	0	0	0	0	0	0	0	0	0	0	0	0	0	W	31-24
10/29	at Steelers	P	0	0	0	0.0	0.0	0	0	0	1	23	23	0	1	0	0	0	0	0	0	0	0	0	0	W	20-10
11/12	49ers	P	0	0	0	0.0	0.0	0	0	0	0	0	0	0	0	0	0	0	0	2	1	1	0	0	0	L	3-34
11/19	Titans	P	0	0	0	0.0	0.0	0	0	0	0	0	0	0	0	0	0	0	1	1	0	0	0	0	0	W	34-14
11/26	at Texans	P	0	0	0	0.0	0.0	0	0	0	0	0	0	0	0	0	0	0	0	0	0	0	0	0	0	W	24-21
12/04	Bengals	P	5	4	1	0.0	0.0	0	0	0	0	0	0	0	0	0	0	0	0	0	0	0	0	0	0	L	31-34+
12/10	at Browns	P	2	1	1	1.0	4.0	0	0	1	0	0	0	0	1	1	0	0	0	0	0	0	0	0	0	L	27-31
12/17	Ravens	P	1	0	1	0.0	0.0	0	0	0	0	0	0	0	0	0	0	0	0	0	0	0	0	0	0	L	7-23
12/24	at Buccaneers	S	2	2	0	0.0	0.0	0	0	0	0	0	0	0	0	0	0	0	0	0	0	0	0	0	0	L	12-30
12/31	Panthers	S	2	2	0	0.0	0.0	0	0	0	1	27	27	0	1	0	0	0	0	0	0	0	0	0	0	W	26-0
01/07	at Titans	S	2	2	0	0.0	0.0	0	0	0	0	0	0	0	0	0	0	0	0	0	0	0	0	0	0	L	20-28
<b>2023 TOTALS</b>		<b>13-3</b>	<b>14</b>	<b>11</b>	<b>3</b>	<b>1.0</b>	<b>4.0</b>	<b>0</b>	<b>0</b>	<b>1</b>	<b>2</b>	<b>50</b>	<b>27</b>	<b>0</b>	<b>3</b>	<b>1</b>	<b>0</b>	<b>0</b>	<b>0</b>	<b>3</b>	<b>2</b>	<b>1</b>	<b>0</b>	<b>0</b>	<b>0</b>	<b>9-8</b>	

+ - Overtime





# CALEB JOHNSON | 57

**POSITION:** LINEBACKER  
**HT:** 6-2 | **WT:** 220 | **DOB:** 7-28-1998  
**COLLEGE:** HOUSTON BAPTIST  
**HOMETOWN:** POINT LOMA, CALIF.  
**ACQ:** W (CHI)-'22  
**EXP:** 4th YEAR

caleb2raw  
 calebj\_\_

## KEY TRANSACTIONS

- Originally signed as a rookie free agent by Chicago on 5/14/21
- Claimed off of waivers by Jacksonville on 9/1/22
- Re-signed by Jacksonville on 3/13/24

## PRO

### 2024 (Jaguars)

- **9/15 vs. CLE:** Recorded one tackle on special teams
- **9/8 at MIA:** Saw action on special teams

### 2023 (Jaguars)

- Saw action in all 17 games primarily on special teams... Recorded five special teams tackles (four solo)
- **9/10 at IND:** Saw action at linebacker and on special teams in season debut... Recorded one solo tackle on special teams

### 2022 (Jaguars)

- Saw action in 13 regular season games and both postseason games... In the regular season, on special teams, he posted 12 tackles (six solo) and one forced fumble... In the postseason he posted one special teams tackle
- **11/13 at K.C.:** Saw action on 17 special teams snaps and recorded two special teams tackles and one forced fumble
- **9/11 at WAS:** Saw action on 17 special teams snaps and recorded two special teams solo tackles

### 2021 (Bears)

- Played in 14 games with Chicago, primarily on special teams... Tallied seven special teams tackles and one fumble recovery
- **9/26/21 at CLE:** Recovered a fumble on special teams

## COLLEGE

- Three-year starter at Houston Baptist... Became the first player in Houston Baptist football's 11-year history to sign with an NFL team
- Named Southland Conference co-defensive player of the year in 2020 after recording 49 tackles while playing in just four games
- Ranks first all-time in school history with seven fumble recoveries, second with 10.0 sacks and third with 278 tackles

## CALEB JOHNSON'S NFL REGULAR SEASON DEFENSIVE STATISTICS

DATE	TEAM	GP	TACKLES							INTERCEPTIONS							O. FUMB					ST					MISC	
			GS	TK	S	A	TFL	YDS	SK	YDS	QBH	NO	YDS	LG	TD	PD	FF	FR	TD	YDS	TK	S	A	FF	FR	S	A	
2021	Bears	14	0	1	0	1	0	0	0.0	0.0	0	0	0	0	0	0	0	0	0	0	7	4	3	0	1	0	0	
2022	Jaguars	13	0	0	0	0	0	0	0.0	0.0	0	0	0	0	0	0	0	0	0	16	10	6	1	0	0	0		
Went from Jacksonville to Chicago.																												
2022	Bears	0	0	0	0	0	0	0	0.0	0.0	0	0	0	0	0	0	0	0	0	0	0	0	0	0	0	0	0	
2022	TOTAL	13	0	0	0	0	0	0	0.0	0.0	0	0	0	0	0	0	0	0	0	16	10	6	1	0	0	0		
2023	Jaguars	17	0	0	0	0	0	0	0.0	0.0	0	0	0	0	0	0	0	0	0	5	4	1	0	0	0	0		
2024	Jaguars	2	0	0	0	0	0	0	0.0	0.0	0	0	0	0	0	0	0	0	0	1	1	0	0	0	0	0		
<b>NFL TOTALS</b>		<b>46</b>	<b>0</b>	<b>1</b>	<b>0</b>	<b>1</b>	<b>0</b>	<b>0</b>	<b>0.0</b>	<b>0.0</b>	<b>0</b>	<b>0</b>	<b>0</b>	<b>0</b>	<b>0</b>	<b>0</b>	<b>0</b>	<b>0</b>	<b>0</b>	<b>29</b>	<b>19</b>	<b>10</b>	<b>1</b>	<b>1</b>	<b>0</b>	<b>0</b>		

## CALEB JOHNSON'S NFL POSTSEASON DEFENSIVE STATISTICS

DATE	TEAM	GP	TACKLES							INTERCEPTIONS							O. FUMB					ST					MISC	
			GS	TK	S	A	TFL	YDS	SK	YDS	QBH	NO	YDS	LG	TD	PD	FF	FR	TD	YDS	TK	S	A	FF	FR	S	A	
2022	Jaguars	2	0	0	0	0	0	0	0.0	0.0	0	0	0	0	0	0	0	0	0	0	1	0	1	0	0	0	0	
<b>NFL TOTALS</b>		<b>2</b>	<b>0</b>	<b>0</b>	<b>0</b>	<b>0</b>	<b>0</b>	<b>0</b>	<b>0.0</b>	<b>0.0</b>	<b>0</b>	<b>0</b>	<b>0</b>	<b>0</b>	<b>0</b>	<b>0</b>	<b>0</b>	<b>0</b>	<b>0</b>	<b>0</b>	<b>1</b>	<b>0</b>	<b>1</b>	<b>0</b>	<b>0</b>	<b>0</b>	<b>0</b>	





**SINGLE-GAME HIGHS: DEFENSIVE**

**Total Tackles** 1 at Detroit Lions, Nov 25, 2021  
**Special Teams Tackles** 3 vs. Detroit Lions, Oct 03, 2021  
 2 at Houston Texans, Jan 01, 2023  
 ...4 more at 2.

**Special Teams Fumble Recoveries** 1 at Cleveland Browns, Sep 26, 2021

**SINGLE-GAME HIGHS - POSTSEASON: DEFENSIVE**

**Special Teams Tackles** 1 at Kansas City Chiefs, Jan 21, 2023

**2024 GAME-BY-GAME REGULAR-SEASON STATISTICS (JAGUARS)**

DATE	OPPONENT	P/S	TACKLES							INTERCEPTIONS					O. FUMB				ST				MISC			SCORE		
			TK	S	A	SK	YDS	TFL	YDS	QBH	NO	YDS	LG	TD	PD	FF	FR	TD	YDS	TK	S	A	FF	FR	S		A	W/L
09/08	at Dolphins	P	0	0	0	0.0	0.0	0	0	0	0	0	0	0	0	0	0	0	0	0	0	0	0	0	0	0	L	17-20
09/15	Browns	P	0	0	0	0.0	0.0	0	0	0	0	0	0	0	0	0	0	0	0	0	0	0	0	0	0	0	L	13-18
<b>2024 TOTALS</b>		<b>2-0</b>	<b>0</b>	<b>0</b>	<b>0</b>	<b>0.0</b>	<b>0.0</b>	<b>0</b>	<b>0</b>	<b>0</b>	<b>0</b>	<b>0</b>	<b>0</b>	<b>0</b>	<b>0</b>	<b>0</b>	<b>0</b>	<b>0</b>	<b>0</b>	<b>1</b>	<b>1</b>	<b>0</b>	<b>0</b>	<b>0</b>	<b>0</b>	<b>0</b>	<b>0-2</b>	

**2023 GAME-BY-GAME REGULAR-SEASON STATISTICS (JAGUARS)**

DATE	OPPONENT	P/S	TACKLES							INTERCEPTIONS					O. FUMB				ST				MISC			SCORE		
			TK	S	A	SK	YDS	TFL	YDS	QBH	NO	YDS	LG	TD	PD	FF	FR	TD	YDS	TK	S	A	FF	FR	S		A	W/L
09/10	at Colts	P	0	0	0	0.0	0.0	0	0	0	0	0	0	0	0	0	0	0	0	1	1	0	0	0	0	0	W	31-21
09/17	Chiefs	P	0	0	0	0.0	0.0	0	0	0	0	0	0	0	0	0	0	0	0	0	0	0	0	0	0	0	L	9-17
09/24	Texans	P	0	0	0	0.0	0.0	0	0	0	0	0	0	0	0	0	0	0	0	1	0	1	0	0	0	0	L	17-37
10/01	Falcons	P	0	0	0	0.0	0.0	0	0	0	0	0	0	0	0	0	0	0	0	0	0	0	0	0	0	0	W	23-7
10/08	at Bills	P	0	0	0	0.0	0.0	0	0	0	0	0	0	0	0	0	0	0	0	0	0	0	0	0	0	0	W	25-20
10/15	Colts	P	0	0	0	0.0	0.0	0	0	0	0	0	0	0	0	0	0	0	0	0	0	0	0	0	0	0	W	37-20
10/19	at Saints	P	0	0	0	0.0	0.0	0	0	0	0	0	0	0	0	0	0	0	0	0	0	0	0	0	0	0	W	31-24
10/29	at Steelers	P	0	0	0	0.0	0.0	0	0	0	0	0	0	0	0	0	0	0	0	1	1	0	0	0	0	0	W	20-10
11/12	49ers	P	0	0	0	0.0	0.0	0	0	0	0	0	0	0	0	0	0	0	0	0	0	0	0	0	0	0	L	3-34
11/19	Titans	P	0	0	0	0.0	0.0	0	0	0	0	0	0	0	0	0	0	0	0	0	0	0	0	0	0	0	W	34-14
11/26	at Texans	P	0	0	0	0.0	0.0	0	0	0	0	0	0	0	0	0	0	0	0	0	0	0	0	0	0	0	W	24-21
12/04	Bengals	P	0	0	0	0.0	0.0	0	0	0	0	0	0	0	0	0	0	0	0	0	0	0	0	0	0	0	L	31-34+
12/10	at Browns	P	0	0	0	0.0	0.0	0	0	0	0	0	0	0	0	0	0	0	0	0	0	0	0	0	0	0	L	27-31
12/17	Ravens	P	0	0	0	0.0	0.0	0	0	0	0	0	0	0	0	0	0	0	0	0	0	0	0	0	0	0	L	7-23
12/24	at Buccaneers	P	0	0	0	0.0	0.0	0	0	0	0	0	0	0	0	0	0	0	0	1	1	0	0	0	0	0	L	12-30
12/31	Panthers	P	0	0	0	0.0	0.0	0	0	0	0	0	0	0	0	0	0	0	0	1	1	0	0	0	0	0	W	26-0
01/07	at Titans	P	0	0	0	0.0	0.0	0	0	0	0	0	0	0	0	0	0	0	0	0	0	0	0	0	0	0	L	20-28
<b>2023 TOTALS</b>		<b>17-0</b>	<b>0</b>	<b>0</b>	<b>0</b>	<b>0.0</b>	<b>0.0</b>	<b>0</b>	<b>0</b>	<b>0</b>	<b>0</b>	<b>0</b>	<b>0</b>	<b>0</b>	<b>0</b>	<b>0</b>	<b>0</b>	<b>0</b>	<b>0</b>	<b>0</b>	<b>0</b>	<b>0</b>	<b>0</b>	<b>0</b>	<b>0</b>	<b>0</b>	<b>9-8</b>	

+ - Overtime





## D'ERNEST JOHNSON | 2

**POSITION:** RUNNING BACK


**HT:** 5-10 | **WT:** 208 | **DOB:** 2-27-1996

**COLLEGE:** SOUTH FLORIDA

**HOMETOWN:** IMMOKALEE, FLA.

**ACQ:** UFA (CLE) - '23

**EXP:** 6th YEAR

 D'ErnestJohnson2

 d'ErnestJohnson2

### KEY TRANSACTIONS

- Originally signed with Cleveland on 5/16/19 after going undrafted in 2018
- Signed with Jacksonville as an unrestricted free agent on 3/22/23
- Re-signed by Jacksonville on 3/13/24

### PRO

#### 2024 (Jaguars)

- **9/15 vs. CLE:** Rushed for 26 yards on five carries
- **9/8 at MIA:** Saw action on special teams

#### 2023 (Jaguars)

- Appeared in 17 games and recorded 108 rushing yards on 41 attempts... He also recorded 10 receptions for 140 yards
- **11/26 at HOU:** Rushed for 19 yards on seven attempts... Recorded one reception for 42 yards... Saw action on special teams
- **11/19 vs. TEN:** Rushed for 20 yards on seven attempts... Posted one reception for 34 yards... Saw action on special teams
- **11/12 vs. S.F.:** Rushed for 12 yards on three attempts... Recorded two receptions for 28 yards... Saw action on special teams

#### 2022 (Browns)

- Appeared in 15 games and rushed for 17 yards on four carries... Caught three passes for seven yards

#### 2021 (Browns)

- Appeared in 17 games with two starts and rushed for 534 yards on 100 attempts and scored three touchdowns... Caught 19 passes for 137 yards
- Rushed for a career-high 146 yards on 22 carries and scored his first NFL touchdown against the Broncos on 10/21/21
- Returned six kickoffs for 139 yards

#### 2020 (Browns)

- Appeared in 16 games and rushed for 166 yards on 33 attempts... Caught three passes for 14 yards
- Returned three punts for 13 yards and 14 kickoffs for 351 yards

#### 2019 (Browns)

- Made his NFL debut in the season opener against Tennessee
- Appeared in 16 games and rushed for 21 yards on 4 carries... Caught six passes for 71 yards
- Returned two punts for nine yards and five kickoffs for 129 yards

### COLLEGE

- Appeared in 50 games and rushed for 1,796 yards on 421 carries and scored 16 touchdowns
- Caught 73 passes for 909 yards and scored 12 touchdowns
- Returned 28 punts for 289 yards and returned 49 kickoffs for 1,192 yards
- Finished as USF's career leader in all-purpose yards (4,186), receptions by a running back (73), and receiving yards by a running back (909)

### PERSONAL

- Before being signed in 2019, spent six weeks working on a fishing boat in Key West reeling in mahi mahi
- Worked as a personal trainer in Gainesville



**D'ERNEST JOHNSON'S NFL REGULAR SEASON RUSHING/RECEIVING STATISTICS**

DATE	TEAM	RUSHING							RECEIVING				
		GP	GS	NO.	YDS.	AVG.	LG	TD	NO.	YDS.	AVG.	LG	TD
2019	Browns	16	0	4	21	5.3	13	0	6	71	11.8	27	0
2020	Browns	16	0	33	166	5.0	28	0	3	14	4.7	5	0
2021	Browns	17	2	100	534	5.3	30	3	19	137	7.2	18	0
2022	Browns	15	0	4	17	4.3	7	0	3	7	2.3	7	0
2023	Jaguars	17	0	41	108	2.6	19	0	10	140	14.0	42	0
2024	Jaguars	2	0	5	26	5.2	9	0	0	0	0.0	0	0
<b>NFL TOTALS</b>		<b>83</b>	<b>2</b>	<b>187</b>	<b>872</b>	<b>4.7</b>	<b>30</b>	<b>3</b>	<b>41</b>	<b>369</b>	<b>9.0</b>	<b>42</b>	<b>0</b>

**D'ERNEST JOHNSON'S NFL POSTSEASON RUSHING/RECEIVING STATISTICS**

DATE	TEAM	RUSHING							RECEIVING				
		GP	GS	NO.	YDS.	AVG.	LG	TD	NO.	YDS.	AVG.	LG	TD
2020	Browns	2	0	0	0	0.0	0	0	0	0	0.0	0	0
<b>NFL TOTALS</b>		<b>2</b>	<b>0</b>	<b>0</b>	<b>0</b>	<b>0.0</b>	<b>0</b>	<b>0</b>	<b>0</b>	<b>0</b>	<b>0.0</b>	<b>0</b>	<b>0</b>

**D'ERNEST JOHNSON'S NFL REGULAR SEASON RETURN STATISTICS**

DATE	TEAM	KICKOFF RETURNS					PUNT RETURNS					
		RET.	YDS.	AVG.	LG	TD	NO.	FC	YDS.	AVG.	LG	TD
2019	Browns	5	129	25.8	47	0	2	1	9	4.5	9	0
2020	Browns	14	351	25.1	43	0	3	4	13	4.3	10	0
2021	Browns	6	139	23.2	29	0	0	0	0	0.0	0	0
2022	Browns	1	27	27.0	27	0	0	0	0	0.0	0	0
2023	Jaguars	7	126	18.0	22	0	0	0	0	0.0	0	0
2024	Jaguars	0	0	0.0	0	0	0	0	0	0.0	0	0
<b>NFL TOTALS</b>		<b>33</b>	<b>772</b>	<b>23.4</b>	<b>47</b>	<b>0</b>	<b>5</b>	<b>5</b>	<b>22</b>	<b>4.4</b>	<b>10</b>	<b>0</b>

**D'ERNEST JOHNSON'S NFL POSTSEASON RETURN STATISTICS**

DATE	TEAM	KICKOFF RETURNS					PUNT RETURNS					
		RET.	YDS.	AVG.	LG	TD	NO.	FC	YDS.	AVG.	LG	TD
2020	Browns	5	120	24.0	33	0	0	0	0	0.0	0	0
<b>NFL TOTALS</b>		<b>5</b>	<b>120</b>	<b>24.0</b>	<b>33</b>	<b>0</b>	<b>0</b>	<b>0</b>	<b>0</b>	<b>0.0</b>	<b>0</b>	<b>0</b>

**SINGLE-GAME HIGHS: RUSHING/RECEIVING**

<b>Rush Attempts</b>	25 vs. Cincinnati Bengals, Jan 09, 2022 22 vs. Denver Broncos, Oct 21, 2021	<b>Kickoff Return Yards</b>	113 at Pittsburgh Steelers, Jan 03, 2022 107 vs. Pittsburgh Steelers, Jan 03, 2021
<b>Rushing Yards</b>	146 vs. Denver Broncos, Oct 21, 2021 123 vs. Cincinnati Bengals, Jan 09, 2022	<b>Longest Kickoff Return</b>	47 at Cincinnati Bengals, Dec 29, 2019 43 at Jacksonville Jaguars, Nov 29, 2020
<b>Rushing Average</b>	7.3 at Dallas Cowboys, Oct 04, 2020 6.6 vs. Denver Broncos, Oct 21, 2021	<b>Fair Catches</b>	4 at New York Jets, Dec 27, 2020 1 at Cincinnati Bengals, Dec 29, 2019
<b>Longest Runs</b>	30 at Green Bay Packers, Dec 25, 2021 28 vs. Indianapolis Colts, Oct 11, 2020 ...1 more at 28.	<b>Punt Return Yards</b>	13 at New York Jets, Dec 27, 2020 9 at Cincinnati Bengals, Dec 29, 2019
<b>Rushing TDs</b>	1 vs. Cincinnati Bengals, Jan 09, 2022 1 vs. Pittsburgh Steelers, Oct 31, 2021 ...1 more at 1.	<b>Longest Punt Return</b>	10 at New York Jets, Dec 27, 2020 9 at Cincinnati Bengals, Dec 29, 2019
<b>Receptions</b>	7 at New England Patriots, Nov 14, 2021 4 vs. Las Vegas Raiders, Dec 20, 2021	<b>Punt Returns</b>	2 at New York Jets, Dec 27, 2020 1 vs. Washington Football Team, Sep 27, 2020 ...2 more at 1.
<b>Receiving Yards</b>	58 at New England Patriots, Nov 14, 2021 42 at Houston Texans, Nov 26, 2023 ...1 more at 42.	<b>Kickoff Return Average</b>	31.0 at Jacksonville Jaguars, Nov 29, 2020 26.8 vs. Pittsburgh Steelers, Jan 03, 2021
<b>Receiving Average</b>	14.0 at New York Jets, Sep 16, 2019 8.3 at New England Patriots, Nov 14, 2021	<b>Special Teams Tackles</b>	2 at Cincinnati Bengals, Dec 29, 2019 1 at Minnesota Vikings, Oct 03, 2021 ...5 more at 1.
<b>Longest Receptions</b>	42 at Houston Texans, Nov 26, 2023 34 vs. Tennessee Titans, Nov 19, 2023	<b>Most TDs</b>	1 vs. Cincinnati Bengals, Jan 09, 2022 1 vs. Pittsburgh Steelers, Oct 31, 2021 ...1 more at 1.
<b>All-Purpose Yards</b>	168 vs. Denver Broncos, Oct 21, 2021 157 at New England Patriots, Nov 14, 2021	<b>Scrimmage Yards</b>	168 vs. Denver Broncos, Oct 21, 2021 157 at New England Patriots, Nov 14, 2021
<b>Kickoff Returns</b>	5 at Pittsburgh Steelers, Jan 03, 2022 4 vs. Pittsburgh Steelers, Jan 03, 2021		



**SINGLE-GAME HIGHS - POSTSEASON: RUSHING/RECEIVING**

**All-Purpose Yards** 83 at Pittsburgh Steelers, Jan 10, 2021  
 37 at Kansas City Chiefs, Jan 17, 2021

**Kickoff Returns** 3 at Pittsburgh Steelers, Jan 10, 2021  
 2 at Kansas City Chiefs, Jan 17, 2021

**Kickoff Return Yards** 83 at Pittsburgh Steelers, Jan 10, 2021  
 37 at Kansas City Chiefs, Jan 17, 2021

**Longest Kickoff Return** 33 at Pittsburgh Steelers, Jan 10, 2021  
 30 at Pittsburgh Steelers, Jan 10, 2021

**Kickoff Return Average** 27.7 at Pittsburgh Steelers, Jan 10, 2021

**Special Teams Tackles** 3 at Pittsburgh Steelers, Jan 10, 2021  
 1 at Kansas City Chiefs, Jan 17, 2021

**100-YARD RUSHING GAMES (2): REGULAR SEASON**

DATE	TEAM	ATT.	YDS.	AVG.	LG	TD
10/21/21	BRONCOS	22	146	6.6	20	1
01/09/22	BENGALS	25	123	4.9	13	1

**2024 GAME-BY-GAME REGULAR-SEASON STATISTICS (JAGUARS)**

DATE	OPPONENT	P/S	RUSHING					RECEIVING					W/L	SCORE	
			NO.	YDS.	AVG.	LG	TD	NO.	YDS.	AVG.	LG	TD			
09/08	at Dolphins	P	0	0	0.0	0	0	0	0	0.0	0	0	0	L	17-20
09/15	Browns	P	5	26	5.2	9	0	0	0	0.0	0	0	0	L	13-18
<b>2024 TOTALS</b>		<b>2-0</b>	<b>5</b>	<b>26</b>	<b>5.2</b>	<b>9</b>	<b>0</b>	<b>0</b>	<b>0</b>	<b>0.0</b>	<b>0</b>	<b>0</b>	<b>0</b>	<b>0-2</b>	

**2023 GAME-BY-GAME REGULAR-SEASON STATISTICS (JAGUARS)**

DATE	OPPONENT	P/S	RUSHING					RECEIVING					W/L	SCORE
			NO.	YDS.	AVG.	LG	TD	NO.	YDS.	AVG.	LG	TD		
09/10	at Colts	P	1	-4	-4.0	-4	0	0	0	0.0	0	0	W	31-21
09/17	Chiefs	P	1	8	8.0	8	0	1	9	9.0	9	0	L	9-17
09/24	Texans	P	3	6	2.0	3	0	2	6	3.0	6	0	L	17-37
10/01	Falcons	P	1	-2	-2.0	-2	0	0	0	0.0	0	0	W	23-7
10/08	at Bills	P	0	0	0.0	0	0	0	0	0.0	0	0	W	25-20
10/15	Colts	P	1	19	19.0	19	0	0	0	0.0	0	0	W	37-20
10/19	at Saints	P	0	0	0.0	0	0	0	0	0.0	0	0	W	31-24
10/29	at Steelers	P	2	8	4.0	4	0	0	0	0.0	0	0	W	20-10
11/12	49ers	P	3	12	4.0	5	0	2	28	14.0	15	0	L	3-34
11/19	Titans	P	7	20	2.9	9	0	1	34	34.0	34	0	W	34-14
11/26	at Texans	P	7	19	2.7	7	0	1	42	42.0	42	0	W	24-21
12/04	Bengals	P	5	4	0.8	4	0	1	5	5.0	5	0	L	31-34+
12/10	at Browns	P	3	12	4.0	6	0	2	16	8.0	10	0	L	27-31
12/17	Ravens	P	2	5	2.5	4	0	0	0	0.0	0	0	L	7-23
12/24	at Buccaneers	P	1	2	2.0	2	0	0	0	0.0	0	0	L	12-30
12/31	Panthers	P	3	0	0.0	1	0	0	0	0.0	0	0	W	26-0
01/07	at Titans	P	1	-1	-1.0	-1	0	0	0	0.0	0	0	L	20-28
<b>2023 TOTALS</b>		<b>17-0</b>	<b>41</b>	<b>108</b>	<b>2.6</b>	<b>19</b>	<b>0</b>	<b>10</b>	<b>140</b>	<b>14.0</b>	<b>42</b>	<b>0</b>	<b>9-8</b>	

+ - Overtime





# JARRIAN JONES | 22

**POSITION:** CORNERBACK  
**HT:** 5-11 | **WT:** 190 | **DOB:** 5-8-2001  
**COLLEGE:** FLORIDA STATE  
**HOMETOWN:** MAGEE, MISS.  
**ACQ:** D3-'24  
**EXP:** R

@JarrianJones  
 @iamjarrianjones

## KEY TRANSACTIONS

- Originally drafted by Jacksonville in the third round (96th overall) in the 2024 draft **2024 (Jaguars)**
- 9/15 vs. CLE:** Saw action at cornerback and recorded three solo tackles
- 9/8 at MIA:** Saw action in his first career game at cornerback and recorded a tackle

## COLLEGE

- Appeared in 55 games with 29 starts and recorded 96 tackles, 12 passes defensed, five interceptions, 5.5 tackles for loss, two fumble recoveries and 1.0 sack at Florida State
- During his senior season (2023), he was named honorable mention all ACC and was awarded the Bobby Bowden Leadership Award
- First player in FSU history with 1.0 sack, one tackle for loss, one forced fumble, one fumble recovery and one interception in a single game
- Spent the 2019 season at Mississippi State before transferring to Florida State

## PERSONAL

- Son of Rhonda Jones and Andrew Jones
- Attended Northwest Rankin High School in Flowood, Mississippi
- Rated as a four-star prospect and No. 13 in Mississippi by 247Sports and ESPN

## JARRIAN JONES' NFL REGULAR SEASON DEFENSIVE STATISTICS

DATE	TEAM	GP	TACKLES							INTERCEPTIONS							O. FUMB				ST				MISC			
			GS	TK	S	A	TFL	YDS	SK	YDS	QBH	NO	YDS	LG	TD	PD	FF	FR	TD	YDS	TK	S	A	FF	FR	S	A	
2024	Jaguars	2	0	4	3	1	0	0	0.0	0.0	0	0	0	0	0	0	0	0	0	0	0	0	0	0	0	0	0	0
<b>NFL TOTALS</b>		<b>2</b>	<b>0</b>	<b>4</b>	<b>3</b>	<b>1</b>	<b>0</b>	<b>0</b>	<b>0.0</b>	<b>0.0</b>	<b>0</b>	<b>0</b>	<b>0</b>	<b>0</b>	<b>0</b>	<b>0</b>	<b>0</b>	<b>0</b>	<b>0</b>	<b>0</b>	<b>0</b>	<b>0</b>	<b>0</b>	<b>0</b>	<b>0</b>	<b>0</b>	<b>0</b>	

## SINGLE-GAME HIGHS: DEFENSIVE

**Total Tackles** 3 vs. Cleveland Browns, Sep 15, 2024  
 1 at Miami Dolphins, Sep 08, 2024

**Solo Tackles** 3 vs. Cleveland Browns, Sep 15, 2024

## 2024 GAME-BY-GAME REGULAR-SEASON STATISTICS (JAGUARS)

DATE	OPPONENT	P/S	TACKLES							INTERCEPTIONS							O. FUMB				ST				MISC			
			TK	S	A	SK	YDS	TFL	YDS	QBH	NO	YDS	LG	TD	PD	FF	FR	TD	YDS	TK	S	A	FF	FR	S	A	W/L	SCORE
09/08	at Dolphins	P	1	0	1	0.0	0.0	0	0	0	0	0	0	0	0	0	0	0	0	0	0	0	0	0	0	0	L	17-20
09/15	Browns	P	3	3	0	0.0	0.0	0	0	0	0	0	0	0	0	0	0	0	0	0	0	0	0	0	0	L	13-18	
<b>2024 TOTALS</b>		<b>2-0</b>	<b>4</b>	<b>3</b>	<b>1</b>	<b>0.0</b>	<b>0.0</b>	<b>0</b>	<b>0</b>	<b>0</b>	<b>0</b>	<b>0</b>	<b>0</b>	<b>0</b>	<b>0</b>	<b>0</b>	<b>0</b>	<b>0</b>	<b>0</b>	<b>0</b>	<b>0</b>	<b>0</b>	<b>0</b>	<b>0</b>	<b>0</b>	<b>0-2</b>		

## JARRIAN JONES' COLLEGE DEFENSIVE STATISTICS

DATE	TEAM	GP	TACKLES							INTERCEPTIONS							O. FUMB				ST				MISC		
			GS	TK	S	A	TFL	YDS	SK	YDS	QBH	NO	YDS	LG	TD	PD	FF	FR	TD	YDS	TK	S	A	FF	FR	S	A
2019	Mississippi St.	11	1	12	7	5	0.0	0.0	0.0	0	0	0	0	0	0	2	0	1	0	0	0	0	0	0	0	0	0
2020	Florida St.	7	2	17	10	7	0.0	0.0	0.0	0	0	0	0	0	1	0	0	0	0	0	0	0	0	0	0	0	
2021	Florida St.	12	6	22	18	4	0.5	1.0	0.0	0	1	0	0	0	2	0	0	0	0	0	0	0	0	0	0	0	
2022	Florida St.	12	10	19	13	6	0.0	0.0	0.0	0	1	0	0	0	4	0	0	0	0	0	0	0	0	0	0	0	
2023	Florida St.	13	9	25	16	9	5.0	22.0	1.0	13.0	0	3	32	30	1	3	1	1	0	3	0	0	0	0	0	0	
<b>TOTALS</b>		<b>55</b>	<b>28</b>	<b>95</b>	<b>64</b>	<b>31</b>	<b>5.5</b>	<b>23.0</b>	<b>1.0</b>	<b>13.0</b>	<b>0</b>	<b>5</b>	<b>32</b>	<b>30</b>	<b>1</b>	<b>12</b>	<b>1</b>	<b>2</b>	<b>0</b>	<b>3</b>	<b>0</b>	<b>0</b>	<b>0</b>	<b>0</b>	<b>0</b>	<b>0</b>	





**COLLEGE 2023 GAME-BY-GAME STATISTICS (FLORIDA ST.)**

DATE	OPPONENT	P/S	TACKLES								INTERCEPTIONS					O. FUMB				ST				MISC		SCORE		
			TK	S	A	SK	YDS	TFL	YDS	QBH	NO	YDS	LG	TD	PD	FF	FR	TD	YDS	TK	S	A	FF	FR	S		A	W/L
09/03	LSU	P	5	4	1	0.0	0.0	0.0	0.0	0	0	0	0	0	0	0	0	0	0	0	0	0	0	0	0	0	L	24-45
09/09	Southern Miss.	P	1	1	0	0.0	0.0	0.0	0.0	0	1	30	30	1	0	0	0	0	0	0	0	0	0	0	0	0	W	66-13
09/16	at Boston College	P	3	3	0	0.0	0.0	1.0	1.0	0	0	0	0	0	0	0	0	0	0	0	0	0	0	0	0	W	31-29	
09/23	at Clemson	S	1	1	0	0.0	0.0	0.0	0.0	0	0	0	0	0	1	0	0	0	0	0	0	0	0	0	0	W	31-24	
10/07	Virginia Tech	S	3	2	1	0.0	0.0	0.0	0.0	0	0	0	0	0	1	0	0	0	0	0	0	0	0	0	0	W	39-17	
10/14	Syracuse	S	2	1	1	0.0	0.0	0.0	0.0	0	0	0	0	0	0	0	0	0	0	0	0	0	0	0	0	W	41-3	
10/21	Duke	S	1	0	1	0.0	0.0	0.0	0.0	0	0	0	0	0	0	0	0	0	0	0	0	0	0	0	0	W	38-20	
10/28	at Wake Forest	S	2	0	2	0.0	0.0	0.0	0.0	0	0	0	0	0	0	0	0	0	0	0	0	0	0	0	0	W	41-16	
11/04	at Pittsburgh		DID NOT PLAY (NON-INJURY)																				W	24-7				
11/11	Miami (FL)	S	1	0	1	0.0	0.0	0.0	0.0	0	1	0	0	0	0	0	0	0	0	0	0	0	0	0	0	W	27-20	
11/18	North Ala.	S	3	3	0	1.0	13.0	3.0	16.0	0	1	2	2	0	0	1	1	0	3	0	0	0	0	0	0	W	58-13	
11/25	at Florida	S	2	1	1	0.0	0.0	1.0	5.0	0	0	0	0	0	1	0	0	0	0	0	0	0	0	0	0	W	24-15	
12/02	Louisville	S	1	0	1	0.0	0.0	0.0	0.0	0	0	0	0	0	0	0	0	0	0	0	0	0	0	0	0	W	16-6	
12/30	Georgia	P	0	0	0	0.0	0.0	0.0	0.0	0	0	0	0	0	0	0	0	0	0	0	0	0	0	0	0	L	3-63	
<b>2023 TOTALS</b>		<b>13-9</b>	<b>25</b>	<b>16</b>	<b>9</b>	<b>1.0</b>	<b>13.0</b>	<b>5.0</b>	<b>22.0</b>	<b>0</b>	<b>3</b>	<b>32</b>	<b>30</b>	<b>1</b>	<b>3</b>	<b>1</b>	<b>1</b>	<b>0</b>	<b>3</b>	<b>0</b>	<b>0</b>	<b>0</b>	<b>0</b>	<b>0</b>	<b>0</b>	<b>12-2</b>		





## MAC JONES | 10

**POSITION:** QUARTERBACK  
**HT:** 6-3 | **WT:** 220 | **DOB:** 9-5-1998  
**COLLEGE:** ALABAMA  
**HOMETOWN:** JACKSONVILLE, FLA.  
**ACQ:** T (N.E.)-'24  
**EXP:** 4th YEAR

 @MacJones\_10  
 @macjones\_10

### KEY TRANSACTIONS:

- Selected in the first round (15th overall) in the 2021 NFL Draft
- Acquired via trade by Jacksonville on 3/14/24

### PRO

#### 2023 (Patriots)

- Started in all 11 games he participated in... Completed 224-of-345 passes for 2,120 yards for 10 touchdowns and recorded 96 rushing yards on 26 attempts
- **10/22 vs. BUF:** Recorded 25 completions on 30 attempts for 272 yards and two touchdowns... Posted a season-best completion percentage (83.3)
- **9/10 vs. PHI:** Set a career-high in pass attempts and completions going 35-54 and a season-high three passing touchdowns with three... Threw for 316 yards, marking the fifth time in his career completing over 300 yards in a single game

#### 2022 (Patriots)

- Named co-captain for the 2022 season
- Started in all 14 games he participated in... Completed 288-442 passes for 2,997 yards with 14 touchdowns and recorded 102 rushing yards on 47 attempts
- Posted four games throwing for multiple touchdowns in the regular season
- **11/24 at MIN:** Recorded a career-high 382 passing yards and two touchdowns on 28 completions... Marked the second time recording at least 300 passing yards in a single game
- **9/25 vs. BAL:** Completed 22 passes on 32 attempts for 321 yards

#### 2021 (Patriots)

- Selected to the Pro Bowl and to the PFWA All-Rookie Team
- Started all 17 games and completed 352-of-521 passes for 3,801 yards with 22 touchdowns. Additionally, he had 44 rushing attempts for 129 yards
- He helped lead the Patriots to a 10-7 record and became the 12th rookie quarterback since 1970 to lead his team to a winning record and the eighth to lead his team to 10 or more wins during his rookie season
- **1/25 at BUF:** Completed 24 passes on 38 attempts for 232 yards and two touchdowns in first NFL playoff appearance

### COLLEGE

- Started during the 2020 BCS National Championship, where Alabama defeated Ohio State, 52-24
- Consensus first-team All-America and All-SEC first-team selection as a redshirt junior 2020
- Recorded four of the program's 400-plus yard passing performances in team history, most by any one quarterback at Alabama and tied for the most in a single-season in SEC history
- Led all Division I quarterbacks with a school-record 4,500 yards passing on 311-of-402 attempts with 41 touchdown passes and four interceptions in 2020
- Set the NCAA single-season completion percentage record (77.4) in 2020

### PERSONAL

- Born Michael McCorkle Jones on September 5, 1998, to parents Gordon and Holly Jones
- Father played tennis at Florida State University and Flagler College. Brother, Will, played soccer at Mercer University, while his sister, Sarah Jane, played tennis for the College of Charleston
- Selected by USA Football to play on the U.S. Under-19 National Team at the 2017 North American Championship against Canada
- Helped lead The Bolles School to the Florida 4A State Championship game as a senior in 2016, passing for 1,532 yards and 29 touchdowns
- Threw for 2,150 yards and 26 touchdowns as a junior in 2015, taking the Bulldogs to the state regional finals



**MAC JONES' NFL REGULAR SEASON PASSING STATISTICS**

DATE	TEAM	GP	GS	ATT.	CMP.	PCT.	YDS	AVG.	TD	INT.	LG	SK	LST	RATE
2021	Patriots	17	17	521	352	67.6	3,801	7.3	22	13	75t	28	241	92.5
2022	Patriots	14	14	442	288	65.2	2,997	6.8	14	11	48t	34	231	84.8
2023	Patriots	11	11	345	224	64.9	2,120	6.1	10	12	58t	22	127	77.0
2024	Jaguars	0	0	0	0	0.0	0	0.0	0	0	0	0	0	0.0
<b>TOTALS</b>		<b>42</b>	<b>42</b>	<b>1,308</b>	<b>864</b>	<b>66.1</b>	<b>8,918</b>	<b>6.8</b>	<b>46</b>	<b>36</b>	<b>75T</b>	<b>84</b>	<b>599</b>	<b>85.8</b>

**MAC JONES' NFL POSTSEASON PASSING STATISTICS**

DATE	TEAM	GP	GS	ATT.	CMP.	PCT.	YDS	AVG.	TD	INT.	LG	SK	LST	RATE
2021	Patriots	1	1	38	24	63.2	232	6.1	2	2	43	3	16	75.8
<b>TOTALS</b>		<b>1</b>	<b>1</b>	<b>38</b>	<b>24</b>	<b>63.2</b>	<b>232</b>	<b>6.1</b>	<b>2</b>	<b>2</b>	<b>43</b>	<b>3</b>	<b>16</b>	<b>75.8</b>

**MAC JONES' NFL REGULAR SEASON RUSHING STATISTICS**

DATE	TEAM	NO.	YDS.	AVG.	LG	TD
2021	Patriots	44	129	2.9	13	0
2022	Patriots	47	102	2.2	15	1
2023	Patriots	26	96	3.7	18	0
2024	Jaguars	0	0	0.0	0	0
<b>TOTALS</b>		<b>117</b>	<b>327</b>	<b>2.8</b>	<b>18</b>	<b>1</b>

**MAC JONES' NFL POSTSEASON RUSHING STATISTICS**

DATE	TEAM	NO.	YDS.	AVG.	LG	TD
2021	Patriots	2	18	9.0	16	0
<b>TOTALS</b>		<b>2</b>	<b>18</b>	<b>9.0</b>	<b>16</b>	<b>0</b>

**MAC JONES' NFL REGULAR SEASON PASSING/RUSHING STATISTICS**

DATE	TEAM	GP	GS	PASSING											RUSHING				
				ATT.	CMP.	PCT.	YDS	AVG.	TD	INT.	LG	SK	LST	RATE	NO.	YDS.	AVG.	LG	TD
2021	Patriots	17	17	521	352	67.6	3,801	7.3	22	13	75t	28	241	92.5	44	129	2.9	13	0
2022	Patriots	14	14	442	288	65.2	2,997	6.8	14	11	48t	34	231	84.8	47	102	2.2	15	1
2023	Patriots	11	11	345	224	64.9	2,120	6.1	10	12	58t	22	127	77.0	26	96	3.7	18	0
2024	Jaguars	0	0	0	0	0.0	0	0.0	0	0	0	0	0	0.0	0	0	0.0	0	0
<b>TOTALS</b>		<b>42</b>	<b>42</b>	<b>1,308</b>	<b>864</b>	<b>66.1</b>	<b>8,918</b>	<b>6.8</b>	<b>46</b>	<b>36</b>	<b>75T</b>	<b>84</b>	<b>599</b>	<b>85.8</b>	<b>117</b>	<b>327</b>	<b>2.8</b>	<b>18</b>	<b>1</b>

**MAC JONES' NFL POSTSEASON PASSING/RUSHING STATISTICS**

DATE	TEAM	GP	GS	PASSING											RUSHING				
				ATT.	CMP.	PCT.	YDS	AVG.	TD	INT.	LG	SK	LST	RATE	NO.	YDS.	AVG.	LG	TD
2021	Patriots	1	1	38	24	63.2	232	6.1	2	2	43	3	16	75.8	2	18	9.0	16	0
<b>TOTALS</b>		<b>1</b>	<b>1</b>	<b>38</b>	<b>24</b>	<b>63.2</b>	<b>232</b>	<b>6.1</b>	<b>2</b>	<b>2</b>	<b>43</b>	<b>3</b>	<b>16</b>	<b>75.8</b>	<b>2</b>	<b>18</b>	<b>9.0</b>	<b>16</b>	<b>0</b>

**SINGLE-GAME HIGHS: QUARTERBACK**

<b>Pass Attempts</b>	54 vs. Philadelphia Eagles, Sep 10, 2023 51 vs. New Orleans Saints, Sep 26, 2021	<b>Passer Rating</b>	142.1 vs. Cleveland Browns, Nov 14, 2021 128.1 vs. Jacksonville Jaguars, Jan 02, 2022
<b>Pass Completions</b>	35 vs. Philadelphia Eagles, Sep 10, 2023 31 vs. Miami Dolphins, Sep 17, 2023 ...1 more at 31.	<b>Rush Attempts</b>	7 at New York Jets, Oct 30, 2022 7 at Pittsburgh Steelers, Sep 18, 2022
<b>Yards Passing</b>	382 at Minnesota Vikings, Nov 24, 2022 321 vs. Baltimore Ravens, Sep 25, 2022	<b>Rushing Yards</b>	33 vs. Buffalo Bills, Dec 26, 2021 31 vs. Baltimore Ravens, Sep 25, 2022
<b>TD Passes</b>	3 vs. Philadelphia Eagles, Sep 10, 2023 3 at Buffalo Bills, Jan 08, 2023 ...2 more at 3.	<b>Rushing Average</b>	2.7 at New York Jets, Oct 30, 2022 0.9 at Pittsburgh Steelers, Sep 18, 2022
<b>Long Passes</b>	75t vs. Dallas Cowboys, Oct 17, 2021 58t at New York Jets, Sep 24, 2023	<b>Longest Runs</b>	18 vs. Miami Dolphins, Sep 17, 2023 15 vs. Indianapolis Colts, Nov 12, 2023 ...1 more at 15.
<b>Completion Percentage</b>	85.2 vs. New York Jets, Nov 20, 2022 84.6 at Atlanta Falcons, Nov 18, 2021	<b>Rushing TDs</b>	1 vs. Baltimore Ravens, Sep 25, 2022



**SINGLE-GAME HIGHS - POSTSEASON: QUARTERBACK**

<b>Pass Attempts</b>	38 at Buffalo Bills, Jan 15, 2022	<b>Completion Percentage</b>	63.2 at Buffalo Bills, Jan 15, 2022
<b>Pass Completions</b>	24 at Buffalo Bills, Jan 15, 2022	<b>Passer Rating</b>	75.8 at Buffalo Bills, Jan 15, 2022
<b>Yards Passing</b>	232 at Buffalo Bills, Jan 15, 2022	<b>Rush Attempts</b>	2 at Buffalo Bills, Jan 15, 2022
<b>TD Passes</b>	2 at Buffalo Bills, Jan 15, 2022	<b>Rushing Yards</b>	18 at Buffalo Bills, Jan 15, 2022
<b>Long Passes</b>	43 at Buffalo Bills, Jan 15, 2022	<b>Longest Runs</b>	16 at Buffalo Bills, Jan 15, 2022
	30 at Buffalo Bills, Jan 15, 2022		2 at Buffalo Bills, Jan 15, 2022

**300-YARD PASSING GAMES (5): REGULAR SEASON**

DATE	TEAM	NO.	YDS.	AVG.	LG	TD
10/24/21	JETS	24	307	12.8	46	2
11/28/21	TITANS	23	310	13.5	41t	2
09/25/22	RAVENS	22	321	14.6	40	0
11/24/22	at Vikings	28	382	13.6	40	2
09/10/23	EAGLES	35	316	9.0	32	3

**2024 GAME-BY-GAME REGULAR-SEASON STATISTICS (JAGUARS)**

DATE	OPPONENT	P/S	PASSING											RUSHING					W/L	SCORE	
			ATT	CMP	YDS	PCT	Y/A	Y/C	TD	INT	LG	SK/YD	RATE	ATT	YDS	LG	TD				
09/08	at Dolphins		DID NOT PLAY (NON-INJURY)															L	17-20		
09/15	Browns		DID NOT PLAY (NON-INJURY)															L	13-18		
<b>2024 TOTALS</b>		<b>0-0</b>	<b>0</b>	<b>0</b>	<b>0</b>	<b>0.0</b>	<b>0.0</b>	<b>0.0</b>	<b>0.0</b>	<b>0</b>	<b>0</b>	<b>0</b>	<b>0/0</b>	<b>0.0</b>	<b>0</b>	<b>0</b>	<b>0</b>	<b>0</b>	<b>0</b>	<b>0-2</b>	

**2023 GAME-BY-GAME REGULAR-SEASON STATISTICS (PATRIOTS)**

DATE	OPPONENT	P/S	PASSING											RUSHING					W/L	SCORE
			ATT	CMP	YDS	PCT	Y/A	Y/C	TD	INT	LG	SK/YD	RATE	ATT	YDS	LG	TD			
09/10	Eagles	S	54	35	316	64.8	5.9	9.0	3	1	32	2/10	91.3	2	15	8	0	L	20-25	
09/17	Dolphins	S	42	31	231	73.8	5.5	7.5	1	1	14	4/31	84.5	5	25	18	0	L	17-24	
09/24	at Jets	S	29	15	201	51.7	6.9	13.4	1	0	58t	0/0	85.6	4	13	8	0	W	15-10	
10/01	at Cowboys	S	21	12	150	57.1	7.1	12.5	0	2	42	1/0	39.9	3	7	4	0	L	3-38	
10/08	Saints	S	22	12	110	54.5	5.0	9.2	0	2	28	2/21	30.5	1	0	0	0	L	0-34	
10/15	at Raiders	S	33	24	200	72.7	6.1	8.3	0	1	36	3/19	75.3	1	-1	-1	0	L	17-21	
10/22	Bills	S	30	25	272	83.3	9.1	10.9	2	0	34	1/4	126.7	3	11	5	0	W	29-25	
10/29	at Dolphins	S	29	19	161	65.5	5.6	8.5	2	1	24t	3/20	88.4	1	-2	-2	0	L	17-31	
11/05	Commanders	S	44	24	220	54.5	5.0	9.2	1	1	20	0/0	66.5	3	3	3	0	L	17-20	
11/12	Colts	S	20	15	170	75.0	8.5	11.3	0	1	30	5/22	79.2	3	25	15	0	L	6-10	
11/26	at Giants	S	21	12	89	57.1	4.2	7.4	0	2	19	1/0	27.8	0	0	0	0	L	7-10	
12/03	Chargers		DID NOT PLAY (NON-INJURY)															L	0-6	
12/07	at Steelers		DID NOT PLAY (NON-INJURY)															W	21-18	
12/17	Chiefs		DID NOT PLAY (NON-INJURY)															L	17-27	
12/24	at Broncos		DID NOT PLAY (NON-INJURY)															W	26-23	
12/31	at Bills		DID NOT PLAY (NON-INJURY)															L	21-27	
01/07	Jets		ON INACTIVE LIST															L	3-17	
<b>2023 TOTALS</b>		<b>11-11</b>	<b>345</b>	<b>224</b>	<b>2,120</b>	<b>64.9</b>	<b>6.1</b>	<b>9.5</b>	<b>10</b>	<b>12</b>	<b>58T</b>	<b>22/127</b>	<b>77.0</b>	<b>26</b>	<b>96</b>	<b>18</b>	<b>0</b>	<b>4-13</b>		





# TIM JONES | 15

**POSITION:** WIDE RECEIVER  
**HT:** 6-1 | **WT:** 200 | **DOB:** 5-15-1998  
**COLLEGE:** SOUTHERN MISSISSIPPI  
**HOMETOWN:** BILOXI, MISS.  
**ACQ:** FA-'21  
**EXP:** 4th YEAR

@Timnjones5  
 @timnjones

## KEY TRANSACTIONS

- Originally signed with Jacksonville as an undrafted free agent on 5/1/2021

## PRO

### 2024 (Jaguars)

- 9/15 vs. CLE:** Saw action on special teams
- 9/8 at MIA:** Saw action on offense and special teams

### 2023 (Jaguars)

- Saw action in 17 games with two starts... Hauled in 11 receptions for 83 yards
- 12/24 at T.B.:** Recorded three receptions for 32 yards and saw action on special teams
- 11/12 vs. S.F.:** Posted two receptions for 17 yards and saw action on special teams
- 10/19 at N.O.:** Recorded two receptions for 17 yards, one of which was on a fake punt... Saw action on special teams

### 2022 (Jaguars)

- Saw action in 17 regular season games with one start and both postseason games... In the regular season he recorded three receptions for 30 yards and three special teams tackles (one solo)... In the postseason he recorded one special teams tackle
- 10/16 at IND:** Saw action at wide receiver and on special teams... Caught one pass for 20 yards
- 10/2 at PHI:** Made his first career NFL start at wide receiver and saw action on special teams

### 2021 (Jaguars)

- Spent season on the practice squad

## COLLEGE

- At Southern Mississippi, played in six games during his senior campaign... Caught 30 passes for 480 yards and a career-best four touchdown receptions during the season... Finished his four-year career fourth in receptions at the school (150)
- Started in all 13 games his junior year and was voted Second Team All-Conference USA... Led the team in receptions (73) and second in receiving yards (902)

## PERSONAL

- Second-team Class 6A All-State selection by the Mississippi Association of Coaches at wide receiver
- Selected first-team 4-6A All-Region
- Finished prep career with 209 catches for 3,524 yards and 29 touchdowns
- Jones is an avid fisherman

### TIM JONES' NFL REGULAR SEASON RUSHING/RECEIVING STATISTICS

DATE	TEAM	RECEIVING							RUSHING				
		GP	GS	NO.	YDS.	AVG.	LG	TD	NO.	YDS.	AVG.	LG	TD
2021	Jaguars	0	0	0	0	0.0	0	0	0	0	0.0	0	0
2022	Jaguars	17	1	3	30	10.0	20	0	0	0	0.0	0	0
2023	Jaguars	17	2	11	83	7.5	15	0	0	0	0.0	0	0
2024	Jaguars	2	0	0	0	0.0	0	0	0	0	0.0	0	0
<b>NFL TOTALS</b>		<b>36</b>	<b>3</b>	<b>14</b>	<b>113</b>	<b>8.1</b>	<b>20</b>	<b>0</b>	<b>0</b>	<b>0</b>	<b>0.0</b>	<b>0</b>	<b>0</b>

### TIM JONES' NFL POSTSEASON RUSHING/RECEIVING STATISTICS

DATE	TEAM	RECEIVING							RUSHING				
		GP	GS	NO.	YDS.	AVG.	LG	TD	NO.	YDS.	AVG.	LG	TD
2022	Jaguars	2	0	0	0	0.0	0	0	0	0	0.0	0	0
<b>NFL TOTALS</b>		<b>2</b>	<b>0</b>	<b>0</b>	<b>0</b>	<b>0.0</b>	<b>0</b>	<b>0</b>	<b>0</b>	<b>0</b>	<b>0.0</b>	<b>0</b>	<b>0</b>





**SINGLE-GAME HIGHS: RECEIVING**

**Receptions** 3 at Tampa Bay Buccaneers, Dec 24, 2023  
 2 vs. San Francisco 49ers, Nov 12, 2023  
 ...2 more at 2.

**Receiving Yards** 32 at Tampa Bay Buccaneers, Dec 24, 2023  
 20 at Indianapolis Colts, Oct 16, 2022

**Receiving Average** 10.7 at Tampa Bay Buccaneers, Dec 24, 2023

**Longest Receptions** 20 at Indianapolis Colts, Oct 16, 2022  
 15 at Tampa Bay Buccaneers, Dec 24, 2023

**All-Purpose Yards** 32 at Tampa Bay Buccaneers, Dec 24, 2023  
 20 at Indianapolis Colts, Oct 16, 2022

**Special Teams Tackles** 1 at New York Jets, Dec 22, 2022  
 1 vs. Baltimore Ravens, Nov 27, 2022  
 ...1 more at 1.

**SINGLE-GAME HIGHS - POSTSEASON: RUSHING/RECEIVING**

**Special Teams Tackles** 1 vs. Los Angeles Chargers, Jan 14, 2023

**2024 GAME-BY-GAME REGULAR-SEASON STATISTICS (JAGUARS)**

DATE	OPPONENT	P/S	RECEIVING					RUSHING					W/L	SCORE	
			NO.	YDS.	AVG.	LG	TD	NO.	YDS.	AVG.	LG	TD			
09/08	at Dolphins	P	0	0	0.0	0	0	0	0	0.0	0	0	0	L	17-20
09/15	Browns	P	0	0	0.0	0	0	0	0	0.0	0	0	0	L	13-18
<b>2024 TOTALS</b>		<b>2-0</b>	<b>0</b>	<b>0</b>	<b>0.0</b>	<b>0</b>	<b>0</b>	<b>0</b>	<b>0</b>	<b>0.0</b>	<b>0</b>	<b>0</b>	<b>0</b>	<b>0-2</b>	

**2023 GAME-BY-GAME REGULAR-SEASON STATISTICS (JAGUARS)**

DATE	OPPONENT	P/S	RECEIVING					RUSHING					W/L	SCORE	
			NO.	YDS.	AVG.	LG	TD	NO.	YDS.	AVG.	LG	TD			
09/10	at Colts	P	0	0	0.0	0	0	0	0	0.0	0	0	0	W	31-21
09/17	Chiefs	P	0	0	0.0	0	0	0	0	0.0	0	0	0	L	9-17
09/24	Texans	P	2	11	5.5	6	0	0	0	0.0	0	0	0	L	17-37
10/01	Falcons	S	1	-1	-1.0	-1	0	0	0	0.0	0	0	0	W	23-7
10/08	at Bills	P	0	0	0.0	0	0	0	0	0.0	0	0	0	W	25-20
10/15	Colts	P	0	0	0.0	0	0	0	0	0.0	0	0	0	W	37-20
10/19	at Saints	P	2	17	8.5	13	0	0	0	0.0	0	0	0	W	31-24
10/29	at Steelers	P	0	0	0.0	0	0	0	0	0.0	0	0	0	W	20-10
11/12	49ers	P	2	17	8.5	12	0	0	0	0.0	0	0	0	L	3-34
11/19	Titans	P	0	0	0.0	0	0	0	0	0.0	0	0	0	W	34-14
11/26	at Texans	P	0	0	0.0	0	0	0	0	0.0	0	0	0	W	24-21
12/04	Bengals	P	0	0	0.0	0	0	0	0	0.0	0	0	0	L	31-34+
12/10	at Browns	P	0	0	0.0	0	0	0	0	0.0	0	0	0	L	27-31
12/17	Ravens	P	0	0	0.0	0	0	0	0	0.0	0	0	0	L	7-23
12/24	at Buccaneers	P	3	32	10.7	15	0	0	0	0.0	0	0	0	L	12-30
12/31	Panthers	P	0	0	0.0	0	0	0	0	0.0	0	0	0	W	26-0
01/07	at Titans	S	1	7	7.0	7	0	0	0	0.0	0	0	0	L	20-28
<b>2023 TOTALS</b>		<b>17-2</b>	<b>11</b>	<b>83</b>	<b>7.5</b>	<b>15</b>	<b>0</b>	<b>0</b>	<b>0</b>	<b>0.0</b>	<b>0</b>	<b>0</b>	<b>0</b>	<b>9-8</b>	

+ - Overtime





# CHRISTIAN KIRK | 13

POSITION: WIDE RECEIVER

HT: 5-11 | WT: 200 | DOB: 11-16-1996

COLLEGE: TEXAS A&M

HOMETOWN: SCOTTSDALE, ARIZ.

ACQ: UFA (ARZ)-'22

EXP: 7th YEAR

 @ckirk

 @ckirk

## KEY TRANSACTIONS

- Originally drafted by Arizona in the second round (47th overall) in the 2018 draft
- Signed by Jacksonville as an unrestricted free agent on 3/16/22

## PRO

### 2024 (Jaguars)

- **9/8 at MIA:** Started at wide receiver and caught one reception for 30 yards for the Jaguars' longest play of the game
- **9/15 vs. CLE:** Started at wide receiver

### 2023 (Jaguars)

- Started 12 games before being placed on injured reserve in Week 14... He hauled in 57 passes for 787 yards and three touchdowns
- **11/12 vs. S.F.:** Started at wide receiver and recorded six receptions for 104 yards... Returned one punt for 15 yards... Recorded the third-most single-game receiving yards against the 49ers in team history
- **10/1 vs. ATL:** Started at wide receiver and posted eight receptions for 84 yards... Recorded the most catches by a Jaguar at Wembley Stadium in franchise history
- **9/17 vs. K.C.:** Started at wide receiver and posted 11 receptions for 110 yards... Recorded his eighth career 100-yard receiving game and fourth as a Jaguar

### 2022 (Jaguars)

- Started all 17 regular season games and both postseason games... In the regular season he led the Jaguars' receiving corps and recorded career-highs in receptions (84), receiving yards (1,108) yards and touchdowns (eight)... His 1,108 receiving yards is the most by a Jacksonville receiver since Allen Robinson recorded 1,400 receiving yards in 2015... He also rushed for 11 yards on five attempts... In the postseason he recorded 15 receptions for 130 yards and two touchdowns with one rushing attempt for 18 yards
- **1/1 at HOU:** Started at wide receiver and caught two passes for 21 yards, surpassing 1,000 receiving yards for the season, joining WR Keenan McCardell as the only Jaguars players to reach 1,000 receiving yards in their first season in Jacksonville... Kirk also set a new career high in receptions in a season
- **11/13 at K.C.:** Started at wide receiver and led the team in receptions (9) and yards (105) with two touchdown receptions... Kirk's second TD set a single-season career-high
- **9/18 vs. IND:** Posted six receptions for 78 yards and two TDs, including a 10-yard TD reception to cap Jacksonville's opening drive... This marked his sixth career multi-TD game
- **9/11 at WAS:** Started at wide receiver and surpassed 3,000 career receiving yards as he posted six receptions for 117 yards... Kirk joined Troy Edwards (2003) and Allen Hurns (2014) as the only players to post 100-plus receiving yards in their Jaguars debut

### 2021 (Cardinals)

- Appeared in every game, including 11 starts, for the first time in his career
- Led the team in receptions (77), receiving yards (982) and targets (103) for five TDs averaging 12.8 yards per catch
- **9/26 at JAX:** caught seven passes for 104 yards (14.9 avg.), marked his fourth career 100-yard performance
- **9/12 at TEN:** scored two TDs and gained 70 yards on five receptions, marked the fourth multiple-TD game of his career

### 2020 (Cardinals)

- Played in 14 games (10 starts) and posted 48 receptions for 621 yards and a career-high six TDs ... added 22 punt returns for 132 yards ...
- **11/8 vs. MIA:** Caught five passes for a season-high 123 yards and a 56-yard TD, marked his fifth-career TD reception of 50-plus yards
- **10/25 vs. SEA:** Had five receptions for 37 yards and two TDs, becoming just the fifth different player in franchise history to have multiple TD receptions in back-to-back games
- **9/20 vs. WAS:** Had two receptions for 57 yards including a 49-yard catch to extend a second-quarter scoring drive

### 2019 (Cardinals)

- Totaled 68 receptions for 709 yards and three TDs in 13 games (all starts) ... added 10 carries for 93 yards
- **12/8 vs. PIT:** Posted game-high marks with eight receptions for 85 yards, his 100th-career reception in his 22nd-career game against the Steelers, becoming the second-fastest player in franchise history to reach the milestone behind only Anquan Boldin (16 games)
- **9/22 vs. CAR:** established a career-high with 10 receptions and had a six-yard carry
- **9/15 at BAL:** had his first career 100-yard performance with 114 yards on six receptions, joined Larry Fitzgerald as the first pair of



Cardinals players with 100 receiving yards in a game since Fitzgerald (133) and Michael Floyd (101) vs. SF (11/13/16) ...

## 2018 (Cardinals)

- Turned in a highly productive rookie campaign with 43 receptions for 590 yards and three TDs, three carries for 35 yards and 21 punt returns for 164 yards in 12 games (seven starts) prior to a season-ending foot injury
- Named to the PFWA All-Rookie team as a punt returner ...
- At the time of his injury, ranked second in the NFL in receptions (43) and third in receiving yards (590) among rookie WRs with TD catches of 75 and 59 yards, joined Giants RB Saquon Barkley (five), Browns RB Nick Chubb (two) and Falcons WR Calvin Ridley (two) as the only rookies with multiple TD catches of 50+ yards

## COLLEGE

- During his three seasons at Texas A&M, started 36 of 39 games played and totaled 234 receptions for 2,856 yards and 26 receiving TDs, 23 rushing attempts for 120 yards, 48 kickoff returns for 1,048 yards and a TD, and 37 punt returns for 814 yards and six TDs
- Despite playing just three seasons, fell just 29 receptions shy of breaking the SEC all-time receptions record (262 by Jordan Matthews) and 19 receptions shy of breaking the Aggies career receptions leader (252 by Ryan Swope)
- Earned first-team All-SEC honors as a return man and as an all-purpose player in both 2016 and 2017
- Against New Mexico State in 2016, became the first player in A&M history with two punt return TDs in a game
- Left Texas A&M as the NCAA's career active leader in punt return average (22.0) and punt return TDs (6) ... his six career punt return TDs doubled the previous school career record

## PERSONAL

- He and his wife Ozzy were married in spring 2024
- Attended Saguaro (Scottsdale, AZ) High School where he was named an All-American by Under Armour, MaxPreps and PrepStar and was the Gatorade Player of the Year in Arizona as a senior in 2014
- Majored in University Studies with a concentration in Business at the Mays Business School
- Created the "Kicks from Kirk" program which offered fans the opportunity to win a free pair of Adidas shoes each week courtesy of Kirk by submitting a write up of someone who has significantly impacted their lives... Kirk selected a winner each week as part of the contest
- In the 2019 offseason, he teamed with the Stabler Foundation to provide backpacks for the Sunshine Pack Drive to benefit the Arizona Children's Cancer Foundation... Kirk donated 400 backpacks and took part in an event to help collect arts and crafts, books, journals, games, headphones and other small goods to include in the packs for children

### CHRISTIAN KIRK'S NFL REGULAR SEASON RUSHING/RECEIVING STATISTICS

DATE	TEAM	GP	GS	RECEIVING					RUSHING				
				NO.	YDS.	AVG.	LG	TD	NO.	YDS.	AVG.	LG	TD
2018	Cardinals	12	7	43	590	13.7	75t	3	3	35	11.7	23	0
2019	Cardinals	13	13	68	709	10.4	69t	3	10	93	9.3	28	0
2020	Cardinals	14	10	48	621	12.9	80t	6	2	3	1.5	3	0
2021	Cardinals	17	11	77	982	12.8	50	5	1	11	11.0	11	0
2022	Jaguars	17	17	84	1,108	13.2	49	8	5	11	2.2	5	0
2023	Jaguars	12	12	57	787	13.8	57	3	1	6	6.0	6	0
2024	Jaguars	2	2	2	29	14.5	30	0	0	0	0.0	0	0
<b>NFL TOTALS</b>		<b>87</b>	<b>72</b>	<b>379</b>	<b>4,826</b>	<b>12.7</b>	<b>80T</b>	<b>28</b>	<b>22</b>	<b>159</b>	<b>7.2</b>	<b>28</b>	<b>0</b>

### CHRISTIAN KIRK'S NFL POSTSEASON RUSHING/RECEIVING STATISTICS

DATE	TEAM	GP	GS	RECEIVING					RUSHING				
				NO.	YDS.	AVG.	LG	TD	NO.	YDS.	AVG.	LG	TD
2021	Cardinals	1	0	6	51	8.5	23	0	0	0	0.0	0	0
2022	Jaguars	2	2	15	130	8.7	17	2	1	18	18.0	18	0
<b>NFL TOTALS</b>		<b>3</b>	<b>2</b>	<b>21</b>	<b>181</b>	<b>8.6</b>	<b>23</b>	<b>2</b>	<b>1</b>	<b>18</b>	<b>18.0</b>	<b>18</b>	<b>0</b>

### CHRISTIAN KIRK'S NFL REGULAR SEASON RETURN STATISTICS

DATE	TEAM	KICKOFF RETURNS					PUNT RETURNS					
		RET.	YDS.	AVG.	LG	TD	NO.	FC	YDS.	AVG.	LG	TD
2018	Cardinals	0	0	0.0	0	0	21	17	164	7.8	44	0
2019	Cardinals	0	0	0.0	0	0	7	6	39	5.6	20	0
2020	Cardinals	1	20	20.0	20	0	22	10	132	6.0	24	0
2021	Cardinals	0	0	0.0	0	0	1	6	-5	-5.0	0	0
2022	Jaguars	0	0	0.0	0	0	4	2	25	6.3	10	0
2023	Jaguars	0	0	0.0	0	0	2	3	27	13.5	15	0
2024	Jaguars	0	0	0.0	0	0	0	0	0	0.0	0	0
<b>NFL TOTALS</b>		<b>1</b>	<b>20</b>	<b>20.0</b>	<b>20</b>	<b>0</b>	<b>57</b>	<b>44</b>	<b>382</b>	<b>6.7</b>	<b>44</b>	<b>0</b>

### CHRISTIAN KIRK'S NFL POSTSEASON RETURN STATISTICS

DATE	TEAM	KICKOFF RETURNS					PUNT RETURNS					
		RET.	YDS.	AVG.	LG	TD	NO.	FC	YDS.	AVG.	LG	TD
2021	Cardinals	0	0	0.0	0	0	1	1	0	0.0	0	0
2022	Jaguars	0	0	0.0	0	0	0	0	0	0.0	0	0
<b>NFL TOTALS</b>		<b>0</b>	<b>0</b>	<b>0.0</b>	<b>0</b>	<b>0</b>	<b>1</b>	<b>1</b>	<b>0</b>	<b>0.0</b>	<b>0</b>	<b>0</b>



**SINGLE-GAME HIGHS: RUSHING/RECEIVING**

<b>Rush Attempts</b>	2 at Seattle Seahawks, Dec 22, 2019 1 at Buffalo Bills, Oct 08, 2023 ...19 more at 1.	<b>Kickoff Return Yards</b>	20 vs. Philadelphia Eagles, Dec 20, 2020
<b>Rushing Yards</b>	28 vs. Cleveland Browns, Dec 15, 2019 23 at Green Bay Packers, Dec 02, 2018	<b>Longest Kickoff Return</b>	20 vs. Philadelphia Eagles, Dec 20, 2020
<b>Longest Runs</b>	28 vs. Cleveland Browns, Dec 15, 2019 23 at Green Bay Packers, Dec 02, 2018	<b>Fair Catches</b>	5 vs. San Francisco 49ers, Oct 28, 2018 4 vs. Denver Broncos, Oct 18, 2018
<b>Receptions</b>	11 vs. Kansas City Chiefs, Sep 17, 2023 10 vs. Carolina Panthers, Sep 22, 2019	<b>Punt Return Yards</b>	77 at New York Giants, Dec 13, 2020 44 vs. Washington Redskins, Sep 09, 2018
<b>Receiving Yards</b>	138 at Tampa Bay Buccaneers, Nov 10, 2019 123 vs. Miami Dolphins, Nov 08, 2020	<b>Longest Punt Return</b>	44 vs. Washington Redskins, Sep 09, 2018 26 at Los Angeles Chargers, Nov 25, 2018
<b>Receiving Average</b>	28.7 vs. Los Angeles Rams, Dec 13, 2021 28.3 at San Francisco 49ers, Oct 07, 2018	<b>Punt Returns</b>	6 at New York Giants, Dec 13, 2020 4 vs. Denver Broncos, Oct 30, 2022 ...1 more at 4.
<b>Longest Receptions</b>	80t at Dallas Cowboys, Oct 19, 2020 75t at San Francisco 49ers, Oct 07, 2018	<b>Punt Return Average</b>	12.8 at New York Giants, Dec 13, 2020 9.5 vs. Oakland Raiders, Nov 18, 2018
<b>Receiving TDs</b>	3 at Tampa Bay Buccaneers, Nov 10, 2019 2 at Kansas City Chiefs, Nov 13, 2022 ...4 more at 2.	<b>Most TDs</b>	3 at Tampa Bay Buccaneers, Nov 10, 2019 2 at Kansas City Chiefs, Nov 13, 2022 ...4 more at 2.
<b>All-Purpose Yards</b>	138 at Tampa Bay Buccaneers, Nov 10, 2019 119 vs. San Francisco 49ers, Nov 12, 2023 ...1 more at 119.	<b>Miscellaneous Tackles</b>	1 vs. Indianapolis Colts, Oct 15, 2023 1 vs. Denver Broncos, Oct 30, 2022 ...3 more at 1.
<b>Kickoff Returns</b>	1 vs. Philadelphia Eagles, Dec 20, 2020		

**SINGLE-GAME HIGHS - POSTSEASON: RUSHING/RECEIVING**

<b>Rush Attempts</b>	1 at Kansas City Chiefs, Jan 21, 2023	<b>Longest Receptions</b>	23 at Los Angeles Rams, Jan 17, 2022 17 vs. Los Angeles Chargers, Jan 14, 2023
<b>Rushing Yards</b>	18 at Kansas City Chiefs, Jan 21, 2023	<b>Receiving TDs</b>	1 at Kansas City Chiefs, Jan 21, 2023 1 vs. Los Angeles Chargers, Jan 14, 2023
<b>Longest Runs</b>	18 at Kansas City Chiefs, Jan 21, 2023	<b>All-Purpose Yards</b>	78 vs. Los Angeles Chargers, Jan 14, 2023 70 at Kansas City Chiefs, Jan 21, 2023
<b>Receptions</b>	8 vs. Los Angeles Chargers, Jan 14, 2023 7 at Kansas City Chiefs, Jan 21, 2023	<b>Fair Catches</b>	1 at Los Angeles Rams, Jan 17, 2022
<b>Receiving Yards</b>	78 vs. Los Angeles Chargers, Jan 14, 2023 52 at Kansas City Chiefs, Jan 21, 2023	<b>Punt Returns</b>	1 at Los Angeles Rams, Jan 17, 2022
<b>Receiving Average</b>	9.8 vs. Los Angeles Chargers, Jan 14, 2023 8.5 at Los Angeles Rams, Jan 17, 2022	<b>Most TDs</b>	1 at Kansas City Chiefs, Jan 21, 2023 1 vs. Los Angeles Chargers, Jan 14, 2023

**100-YARD RECEIVING GAMES (9): REGULAR SEASON**

DATE	TEAM	NO.	YDS.	AVG.	LG	TD
09/15/19	at Ravens	6	114	19.0	34	0
11/10/19	at Buccaneers	6	138	23.0	69t	3
11/08/20	DOLPHINS	5	123	24.6	56t	1
09/26/21	at Jaguars	7	104	14.9	33	0
09/11/22	at Commanders	6	117	19.5	49	0
11/13/22	at Chiefs	9	105	11.7	24	2
12/04/22	at Lions	6	104	17.3	37	0
09/17/23	CHIEFS	11	110	10.0	45	0
11/12/23	49ERS	6	104	17.3	39	0

**2024 GAME-BY-GAME REGULAR-SEASON STATISTICS (JAGUARS)**

DATE	OPPONENT	P/S	RECEIVING					RUSHING					W/L	SCORE	
			NO.	YDS.	AVG.	LG	TD	NO.	YDS.	AVG.	LG	TD			
09/08	at Dolphins	S	1	30	30.0	30	0	0	0	0.0	0	0	0	L	17-20
09/15	Browns	S	1	-1	-1.0	-1	0	0	0	0.0	0	0	0	L	13-18
<b>2024 TOTALS</b>		<b>2-2</b>	<b>2</b>	<b>29</b>	<b>14.5</b>	<b>30</b>	<b>0</b>	<b>0</b>	<b>0</b>	<b>0.0</b>	<b>0</b>	<b>0</b>	<b>0</b>	<b>0-2</b>	



**2023 GAME-BY-GAME REGULAR-SEASON STATISTICS (JAGUARS)**

DATE	OPPONENT	P/S	RECEIVING					RUSHING					W/L	SCORE	
			NO.	YDS.	AVG.	LG	TD	NO.	YDS.	AVG.	LG	TD			
09/10	at Colts	S	1	9	9.0	9	0	0	0	0.0	0	0	0	W	31-21
09/17	Chiefs	S	11	110	10.0	45	0	0	0	0.0	0	0	0	L	9-17
09/24	Texans	S	4	54	13.5	26t	1	0	0	0.0	0	0	0	L	17-37
10/01	Falcons	S	8	84	10.5	30	0	0	0	0.0	0	0	0	W	23-7
10/08	at Bills	S	6	78	13.0	30	0	1	6	6.0	6	0	0	W	25-20
10/15	Colts	S	3	49	16.3	29t	1	0	0	0.0	0	0	0	W	37-20
10/19	at Saints	S	6	90	15.0	44t	1	0	0	0.0	0	0	0	W	31-24
10/29	at Steelers	S	4	46	11.5	29	0	0	0	0.0	0	0	0	W	20-10
11/12	49ers	S	6	104	17.3	39	0	0	0	0.0	0	0	0	L	3-34
11/19	Titans	S	3	48	16.0	20	0	0	0	0.0	0	0	0	W	34-14
11/26	at Texans	S	4	89	22.3	57	0	0	0	0.0	0	0	0	W	24-21
12/04	Bengals	S	1	26	26.0	26	0	0	0	0.0	0	0	0	L	31-34+
12/10	at Browns													L	27-31
12/17	Ravens													L	7-23
12/24	at Buccaneers													L	12-30
12/31	Panthers													W	26-0
01/07	at Titans													L	20-28
<b>2023 TOTALS</b>		<b>12-12</b>	<b>57</b>	<b>787</b>	<b>13.8</b>	<b>57</b>	<b>3</b>	<b>1</b>	<b>6</b>	<b>6.0</b>	<b>6</b>	<b>0</b>	<b>9-8</b>		

+ - Overtime







# TYLER LACY | 93

**POSITION:** DEFENSIVE TACKLE  
**HT:** 6-4 | **WT:** 279 | **DOB:** 11-10-1999  
**COLLEGE:** OKLAHOMA STATE  
**HOMETOWN:** SACHSE, TEXAS  
**ACQ:** D4-'23  
**EXP:** 2nd YEAR

tylerlacy85  
 tylerlacy85

## KEY TRANSACTIONS

- Originally drafted by Jacksonville in the fourth round (130th overall) of the 2023 Draft

## PRO

### 2024 (Jaguars)

- 9/8 at MIA:** Saw action on defense and special teams

### 2023 (Jaguars)

- Appeared in 15 games as a rookie... Finished the season with 12 tackles (five solo), three quarterback hits, one tackle for loss and one pass defended
- 12/24 at T.B.:** Recorded two solo tackles and one tackle for loss
- 12/10 at CLE:** Recorded one quarterback hit and one pass defended
- 11/12 vs. S.F.:** Assisted on three tackles and recorded one quarterback hit

## COLLEGE

- Started 44 career games and recorded 113 career tackles (59 solo), 11.5 sacks and three forced fumbles
- Was a three-time All-Big 12 Honorable Mention
- Participated in the 2023 Reese's Senior Bowl

## PERSONAL

- Majored in Sports Management

### TYLER LACY'S NFL REGULAR SEASON DEFENSIVE STATISTICS

DATE	TEAM	GP	GS	TACKLES							INTERCEPTIONS					O. FUMB				ST				MISC			
				TK	S	A	SK	YDS	TFL	YDS	QBH	NO	YDS	LG	TD	PD	FF	FR	TD	YDS	TK	S	A	FF	FR	S	A
2023	Jaguars	15	0	12	5	7	1	4	0.0	0.0	3	0	0	0	0	1	0	0	0	0	0	0	0	0	0	0	0
2024	Jaguars	1	0	0	0	0	0	0	0.0	0.0	0	0	0	0	0	0	0	0	0	0	0	0	0	0	0	0	
<b>NFL TOTALS</b>		<b>16</b>	<b>0</b>	<b>12</b>	<b>5</b>	<b>7</b>	<b>1</b>	<b>4</b>	<b>0.0</b>	<b>0.0</b>	<b>3</b>	<b>0</b>	<b>0</b>	<b>0</b>	<b>0</b>	<b>1</b>	<b>0</b>	<b>0</b>	<b>0</b>	<b>0</b>	<b>0</b>	<b>0</b>	<b>0</b>	<b>0</b>	<b>0</b>	<b>0</b>	<b>0</b>

### SINGLE-GAME HIGHS: DEFENSIVE

- Total Tackles** 3 vs. San Francisco 49ers, Nov 12, 2023  
 2 at Tampa Bay Buccaneers, Dec 24, 2023  
 ...1 more at 2.
- Tackles For Loss** 1 at Tampa Bay Buccaneers, Dec 24, 2023
- Solo Tackles** 2 at Tampa Bay Buccaneers, Dec 24, 2023  
 1 vs. Tennessee Titans, Nov 19, 2023  
 ...2 more at 1.

### 2024 GAME-BY-GAME REGULAR-SEASON STATISTICS (JAGUARS)

DATE	OPPONENT	P/S	TACKLES							INTERCEPTIONS					O. FUMB				ST				MISC					
			TK	S	A	SK	YDS	TFL	YDS	QBH	NO	YDS	LG	TD	PD	FF	FR	TD	YDS	TK	S	A	FF	FR	S	A	W/L	SCORE
09/08	at Dolphins	P	0	0	0	0.0	0.0	0	0	0	0	0	0	0	0	0	0	0	0	0	0	0	0	0	0	0	L	17-20
09/15	Browns		ON INACTIVE LIST																									
<b>2024 TOTALS</b>		<b>1-0</b>	<b>0</b>	<b>0</b>	<b>0</b>	<b>0.0</b>	<b>0.0</b>	<b>0</b>	<b>0</b>	<b>0</b>	<b>0</b>	<b>0</b>	<b>0</b>	<b>0</b>	<b>0</b>	<b>0</b>	<b>0</b>	<b>0</b>	<b>0</b>	<b>0</b>	<b>0</b>	<b>0</b>	<b>0</b>	<b>0</b>	<b>0</b>	<b>0</b>	<b>0</b>	<b>0-2</b>



**2023 GAME-BY-GAME REGULAR-SEASON STATISTICS (JAGUARS)**

DATE	OPPONENT	P/S	TACKLES							INTERCEPTIONS					O. FUMB				ST				MISC		W/L	SCORE		
			TK	S	A	SK	YDS	TFL	YDS	QBH	NO	YDS	LG	TD	PD	FF	FR	TD	YDS	TK	S	A	FF	FR			S	A
09/10	at Colts		ON INACTIVE LIST																					W	31-21			
09/17	Chiefs	P	1	0	1	0.0	0.0	0	0	0	0	0	0	0	0	0	0	0	0	0	0	0	0	0	0	0	L	9-17
09/24	Texans	P	0	0	0	0.0	0.0	0	0	0	0	0	0	0	0	0	0	0	0	0	0	0	0	0	0	0	L	17-37
10/01	Falcons	P	0	0	0	0.0	0.0	0	0	0	0	0	0	0	0	0	0	0	0	0	0	0	0	0	0	W	23-7	
10/08	at Bills	P	1	1	0	0.0	0.0	0	0	0	0	0	0	0	0	0	0	0	0	0	0	0	0	0	0	W	25-20	
10/15	Colts	P	0	0	0	0.0	0.0	0	0	0	0	0	0	0	0	0	0	0	0	0	0	0	0	0	0	W	37-20	
10/19	at Saints	P	1	1	0	0.0	0.0	0	0	0	0	0	0	0	0	0	0	0	0	0	0	0	0	0	0	W	31-24	
10/29	at Steelers		ON INACTIVE LIST																					W	20-10			
11/12	49ers	P	3	0	3	0.0	0.0	0	0	1	0	0	0	0	0	0	0	0	0	0	0	0	0	0	0	L	3-34	
11/19	Titans	P	2	1	1	0.0	0.0	0	0	0	0	0	0	0	0	0	0	0	0	0	0	0	0	0	0	W	34-14	
11/26	at Texans	P	0	0	0	0.0	0.0	0	0	0	0	0	0	0	0	0	0	0	0	0	0	0	0	0	0	W	24-21	
12/04	Bengals	P	0	0	0	0.0	0.0	0	0	0	0	0	0	0	0	0	0	0	0	0	0	0	0	0	0	L	31-34+	
12/10	at Browns	P	0	0	0	0.0	0.0	0	0	1	0	0	0	0	1	0	0	0	0	0	0	0	0	0	0	L	27-31	
12/17	Ravens	P	1	0	1	0.0	0.0	0	0	0	0	0	0	0	0	0	0	0	0	0	0	0	0	0	0	L	7-23	
12/24	at Buccaneers	P	2	2	0	0.0	0.0	1	4	0	0	0	0	0	0	0	0	0	0	0	0	0	0	0	0	L	12-30	
12/31	Panthers	P	1	0	1	0.0	0.0	0	0	0	0	0	0	0	0	0	0	0	0	0	0	0	0	0	0	W	26-0	
01/07	at Titans	P	0	0	0	0.0	0.0	0	0	1	0	0	0	0	0	0	0	0	0	0	0	0	0	0	0	L	20-28	
<b>2023 TOTALS</b>			<b>15-0</b>	<b>12</b>	<b>5</b>	<b>7</b>	<b>0.0</b>	<b>0.0</b>	<b>1</b>	<b>4</b>	<b>3</b>	<b>0</b>	<b>0</b>	<b>0</b>	<b>0</b>	<b>1</b>	<b>0</b>	<b>0</b>	<b>0</b>	<b>0</b>	<b>0</b>	<b>0</b>	<b>0</b>	<b>0</b>	<b>0</b>	<b>0</b>	<b>9-8</b>	

+ - Overtime





# TREVOR LAWRENCE | 16

**POSITION:** QUARTERBACK  
**HT:** 6-6 | **WT:** 220 | **DOB:** 10-6-1999  
**COLLEGE:** CLEMSON  
**HOMETOWN:** CARTERSVILLE, GA.  
**ACQ:** D1-'21  
**EXP:** 4th YEAR

 @TrevorLawrencee  
 @tlawrence16



## KEY TRANSACTIONS

- Originally drafted by Jacksonville in the first round (1st overall) in the 2021 draft
- Signed a contract extension with Jacksonville on 6/14/24

## PRO

### 2024 (Jaguars)

- Named captain for the 2024 season
- **9/15 vs. CLE:** Completed 14 passes for 220 yards... Rushed for 45 yards on two attempts, including a career-long 33-yard carry... Eclipsed 1,000 career rushing yards (1,017)
- **9/8 at MIA:** Completed 12-of-21 passes for 162 yards and one touchdown... Rushed for eight yards on one attempt

### 2023 (Jaguars)

- Was voted a team captain for the 2023 season
- Was named to the 2023 Pro Bowl Games
- Started in all 16 games he appeared in... He recorded 370 completions on 564 pass attempts for 4,016 yards and 21 touchdowns... Lawrence is the second quarterback in franchise history to record at least 300 completions in three consecutive seasons, and the only quarterback in franchise history to start his career with three seasons of at least 300 completions... Additionally, he posted 70 rushing attempts for 339 rushing yards and four touchdowns... His 339 rushing yards finished third in the NFL among quarterbacks who threw for at least 4,000 yards
- **1/7 at TEN:** Completed 29 of 43 passes for 280 yards and two touchdowns... Rushed three times for 10 yards... Surpassed 4,000 passing yards for the second consecutive year
- **11/26 at HOU:** Completed 23 passes on 38 attempts for 364 yards with one touchdown and one rushing touchdown... Recorded the most passing yards in a single game against the Texans in franchise history, passing QB Chad Henne (354) in Week 11 of the 2012 season... Set the second-most single-game passing yards in his career
- **11/19 vs. TEN:** Completed 24 passes for 262 yards and two touchdowns... Rushed for 17 yards and two touchdowns on five attempts... Eclipsed 10,000 total career passing yards becoming the third youngest player in NFL history to reach 10,000 passing yards... Marked the first time in franchise history a quarterback recorded two passing touchdowns and two rushing touchdowns in a single game... Named AFC Offensive Player of the Week
- **10/29 at PIT:** Completed 24 passes for 292 yards and a touchdown... Recorded his eighth consecutive game with at least 20 completions, setting a single-season franchise record... Posted the most completions by a Jaguar through Week 8 in team history

### 2022 (Jaguars)

- Was voted a team captain for the 2022 season
- Started all 17 regular season games and both playoff games... In the regular season he completed 387-of-584 passes for 4,113 yards and 25 touchdowns... His 4,113 passing yards ranked the ninth across the league and his 25 passing touchdowns ranked eighth... Had 62 rushing attempts for 291 yards and five touchdowns... In the postseason he completed 52-of-86 passes for 505 yards and five touchdowns and rushed four times for 34 yards... Despite only playing in two postseason games, Lawrence's five passing touchdowns tied with Cowboys Dak Prescott for second-most in the postseason only behind Chiefs QB Patrick Mahomes who completed seven passing touchdowns
- **1/14 vs. LAC:** Completed 28-of-47 passes for 288 yards and four TDs in his first postseason contest... Lawrence's four TDs were the most thrown by any player in franchise history in a postseason game... Became the youngest player in postseason history to throw four touchdowns in one game
- **12/11 at TEN:** Lawrence completed 30-of-42 passes for a career-high 368 yards, three passing touchdowns, one rushing touchdown, and a 121.9 rating... Lawrence surpassed 3,000 passing yards this season, becoming the first Jaguars QB to throw for at least 3,000 yards in each of the first two seasons of his career... Became the first player in franchise history with at least 300 passing yards, multiple passing touchdowns, and a rushing touchdown in a single game
- **11/27 vs. BAL:** Lawrence completed 29-of-37 passes for 321 yards and 3 TDs, including a TD to WR Marvin Jones Jr. with 14 seconds remaining and a completion to WR Zay Jones for the game-winning two-point conversion... Finished with a career-high 129.8 rating, marking the highest in franchise history among quarterbacks with 37 or more passing attempts... It marked his fourth career game-winning drive
- **11/6 vs. L.V.:** Completed 25-of-31 passes for 235 yards and one touchdown and a 109.0 QB rating... His 80.6 completion percentage was his third game over 80 percent, tying him with QB Mark Brunell and QB David Garrard for the most in franchise history... Rushed for a career-high 53 yards on six attempts



## 2021 (Jaguars)

- Voted a team captain for the 2021 season
- Finished his rookie season 359-of-602 for 3,641 passing yards and 12 touchdowns... Also compiled 334 rushing yards on 73 attempts and two touchdowns
- **1/9 vs. IND:** Completed 23-of-32 passes for 223 yards and two TDs for a career-high passer rating of 111.8... Completed his first 12 passes of the game and capped off Jacksonville's first drive with a 2-yard TD pass to WR Laquon Treadwell
- **9/12 at HOU:** Finished his Jaguars and NFL debut 28-of-51 for 332 yards, 3 TDs and 3 INTs... Lawrence's 332 yards passing was the fourth-most by a rookie quarterback in their first start in NFL history... Lawrence is the only rookie in franchise history to throw for 300-plus yards and at least three TDs in a single game and is one of nine players in NFL history to throw for 300-plus yards and three TDs in their first career start

## COLLEGE

- Started 36 of 40 games in three years at Clemson (2018-20)
- His career 34-2 record as a starter is the third-best winning percentage by a starting quarterback with at least 30 career starts since Division I split in 1978
- Completed 758-of-1138 career passes (66.6 percent) for 10,098 yards with 90 touchdowns
- Became the first quarterback in Atlantic Coast Conference history to win three ACC Championship games and was only the sixth quarterback in ACC history to record at least 10,000 career passing yards
- One of only 19 players in Clemson history to be a three-time All-ACC Academic Team honoree
- Holds Clemson career records in career winning percentage (.944), pass efficiency rating (164.3), yards per passing attempt (8.87) and tied for the most wins against Top 25 opponents (nine)
- 2018 ACC Rookie of the Year, ACC Offensive Rookie of the Year, Second-Team All-ACC, AP ACC Newcomer of the Year and All-ACC Academic selection
- 2019 First-team All-ACC selection and second straight All-ACC Academic selection
- 2020 voted ACC Player of the Year, ACC Offensive Player of the Year and First-Team All-ACC honoree

## PERSONAL

- He and his wife Marissa are expecting their first child
- Lawrence was the first No. 1 overall selection in Jaguars history
- Married his longtime girlfriend, Marissa, on April 10, 2021 shortly before the 2021 NFL Draft
- One of 19 players in Clemson history to be a three-time All-ACC Academic Team honoree
- Started growing out his hair on a dare with three teammates during his freshman year of high school
- Has two dogs, Indi and Jones
- Favorite band is Queen

### TREVOR LAWRENCE'S NFL REGULAR SEASON PASSING STATISTICS

DATE	TEAM	GP	GS	ATT.	CMP.	PCT.	YDS	AVG.	TD	INT.	LG	SK	LST	RATE
2021	Jaguars	17	17	602	359	59.6	3,641	6.0	12	17	58	32	238	71.9
2022	Jaguars	17	17	584	387	66.3	4,113	7.0	25	8	59t	27	184	95.2
2023	Jaguars	16	16	564	370	65.6	4,016	7.1	21	14	65t	35	224	88.5
2024	Jaguars	2	2	51	26	51.0	382	7.5	1	0	66	7	47	82.3
<b>TOTALS</b>		<b>52</b>	<b>52</b>	<b>1,801</b>	<b>1,142</b>	<b>63.4</b>	<b>12,152</b>	<b>6.7</b>	<b>59</b>	<b>39</b>	<b>66</b>	<b>101</b>	<b>693</b>	<b>84.9</b>

### TREVOR LAWRENCE'S NFL POSTSEASON PASSING STATISTICS

DATE	TEAM	GP	GS	ATT.	CMP.	PCT.	YDS	AVG.	TD	INT.	LG	SK	LST	RATE
2022	Jaguars	2	2	86	52	60.5	505	5.9	5	5	39t	4	27	72.1
<b>TOTALS</b>		<b>2</b>	<b>2</b>	<b>86</b>	<b>52</b>	<b>60.5</b>	<b>505</b>	<b>5.9</b>	<b>5</b>	<b>5</b>	<b>39T</b>	<b>4</b>	<b>27</b>	<b>72.1</b>

### TREVOR LAWRENCE'S NFL REGULAR SEASON RUSHING STATISTICS

DATE	TEAM	NO.	YDS.	AVG.	LG	TD
2021	Jaguars	73	334	4.6	26	2
2022	Jaguars	62	291	4.7	24	5
2023	Jaguars	70	339	4.8	26	4
2024	Jaguars	3	53	17.7	33	0
<b>TOTALS</b>		<b>208</b>	<b>1,017</b>	<b>4.9</b>	<b>33</b>	<b>11</b>

### TREVOR LAWRENCE'S NFL POSTSEASON RUSHING STATISTICS

DATE	TEAM	NO.	YDS.	AVG.	LG	TD
2022	Jaguars	4	34	8.5	12	0
<b>TOTALS</b>		<b>4</b>	<b>34</b>	<b>8.5</b>	<b>12</b>	<b>0</b>



**TREVOR LAWRENCE'S NFL REGULAR SEASON PASSING/RUSHING STATISTICS**

DATE	TEAM	PASSING														RUSHING				
		GP	GS	ATT.	CMP.	PCT.	YDS	AVG.	TD	INT.	LG	SK	LST	RATE	NO.	YDS.	AVG.	LG	TD	
2021	Jaguars	17	17	602	359	59.6	3,641	6.0	12	17	58	32	238	71.9	73	334	4.6	26	2	
2022	Jaguars	17	17	584	387	66.3	4,113	7.0	25	8	59t	27	184	95.2	62	291	4.7	24	5	
2023	Jaguars	16	16	564	370	65.6	4,016	7.1	21	14	65t	35	224	88.5	70	339	4.8	26	4	
2024	Jaguars	2	2	51	26	51.0	382	7.5	1	0	66	7	47	82.3	3	53	17.7	33	0	
<b>TOTALS</b>		<b>52</b>	<b>52</b>	<b>1,801</b>	<b>1,142</b>	<b>63.4</b>	<b>12,152</b>	<b>6.7</b>	<b>59</b>	<b>39</b>	<b>66</b>	<b>101</b>	<b>693</b>	<b>84.9</b>	<b>208</b>	<b>1,017</b>	<b>4.9</b>	<b>33</b>	<b>11</b>	

**TREVOR LAWRENCE'S NFL POSTSEASON PASSING/RUSHING STATISTICS**

DATE	TEAM	PASSING														RUSHING				
		GP	GS	ATT.	CMP.	PCT.	YDS	AVG.	TD	INT.	LG	SK	LST	RATE	NO.	YDS.	AVG.	LG	TD	
2022	Jaguars	2	2	86	52	60.5	505	5.9	5	5	39t	4	27	72.1	4	34	8.5	12	0	
<b>TOTALS</b>		<b>2</b>	<b>2</b>	<b>86</b>	<b>52</b>	<b>60.5</b>	<b>505</b>	<b>5.9</b>	<b>5</b>	<b>5</b>	<b>39T</b>	<b>4</b>	<b>27</b>	<b>72.1</b>	<b>4</b>	<b>34</b>	<b>8.5</b>	<b>12</b>	<b>0</b>	

**SINGLE-GAME HIGHS: QUARTERBACK**

<b>Pass Attempts</b>	54 at Seattle Seahawks, Oct 31, 2021 51 at Houston Texans, Sep 12, 2021	<b>Passer Rating</b>	129.8 vs. Baltimore Ravens, Nov 27, 2022 125.4 vs. Cincinnati Bengals, Dec 04, 2023
<b>Pass Completions</b>	32 at Seattle Seahawks, Oct 31, 2021 30 at Tennessee Titans, Dec 11, 2022	<b>Rush Attempts</b>	10 vs. Indianapolis Colts, Jan 09, 2022 8 at New Orleans Saints, Oct 19, 2023 ...2 more at 8.
<b>Yards Passing</b>	368 at Tennessee Titans, Dec 11, 2022 364 at Houston Texans, Nov 26, 2023	<b>Rushing Yards</b>	59 at New Orleans Saints, Oct 19, 2023 53 vs. Las Vegas Raiders, Nov 06, 2022
<b>TD Passes</b>	4 vs. Dallas Cowboys, Dec 18, 2022 3 at Cleveland Browns, Dec 10, 2023 ...4 more at 3.	<b>Rushing Average</b>	7.4 at New Orleans Saints, Oct 19, 2023 7.3 at New York Jets, Dec 22, 2022
<b>Long Passes</b>	66 vs. Cleveland Browns, Sep 15, 2024 65t vs. Baltimore Ravens, Dec 17, 2023	<b>Longest Runs</b>	33 vs. Cleveland Browns, Sep 15, 2024 26 at New Orleans Saints, Oct 19, 2023 ...1 more at 26.
<b>Completion Percentage</b>	90.9 at Indianapolis Colts, Oct 16, 2022 83.3 vs. Indianapolis Colts, Sep 18, 2022	<b>Rushing TDs</b>	2 vs. Tennessee Titans, Nov 19, 2023 2 at Indianapolis Colts, Oct 16, 2022

**SINGLE-GAME HIGHS - POSTSEASON: QUARTERBACK**

<b>Pass Attempts</b>	47 vs. Los Angeles Chargers, Jan 14, 2023 39 at Kansas City Chiefs, Jan 21, 2023	<b>Completion Percentage</b>	61.5 at Kansas City Chiefs, Jan 21, 2023 59.6 vs. Los Angeles Chargers, Jan 14, 2023
<b>Pass Completions</b>	28 vs. Los Angeles Chargers, Jan 14, 2023 24 at Kansas City Chiefs, Jan 21, 2023	<b>Passer Rating</b>	74.4 at Kansas City Chiefs, Jan 21, 2023 70.2 vs. Los Angeles Chargers, Jan 14, 2023
<b>Yards Passing</b>	288 vs. Los Angeles Chargers, Jan 14, 2023 217 at Kansas City Chiefs, Jan 21, 2023	<b>Rush Attempts</b>	3 at Kansas City Chiefs, Jan 21, 2023 1 vs. Los Angeles Chargers, Jan 14, 2023
<b>TD Passes</b>	4 vs. Los Angeles Chargers, Jan 14, 2023 1 at Kansas City Chiefs, Jan 21, 2023	<b>Rushing Yards</b>	26 at Kansas City Chiefs, Jan 21, 2023 8 vs. Los Angeles Chargers, Jan 14, 2023
<b>Long Passes</b>	39t vs. Los Angeles Chargers, Jan 14, 2023 37 at Kansas City Chiefs, Jan 21, 2023	<b>Longest Runs</b>	12 at Kansas City Chiefs, Jan 21, 2023 11 at Kansas City Chiefs, Jan 21, 2023

**300-YARD PASSING GAMES (8): REGULAR SEASON**

DATE	TEAM	NO.	YDS.	AVG.	LG	TD
09/12/21	at Texans	28	332	11.9	41t	3
10/17/21	DOLPHINS	25	319	12.8	29	1
10/23/22	GIANTS	22	310	14.1	34	0
11/27/22	RAVENS	29	321	11.1	29	3
12/11/22	at Titans	30	368	12.3	25	3
12/18/22	COWBOYS	27	318	11.8	59t	4
10/08/23	at Bills	25	315	12.6	32	1
11/26/23	at Texans	23	364	15.8	57	1

**2024 GAME-BY-GAME REGULAR-SEASON STATISTICS (JAGUARS)**

DATE	OPPONENT	P/S	PASSING											RUSHING					W/L	SCORE
			ATT	CMP	YDS	PCT	Y/A	Y/C	TD	INT	LG	SK/YD	RATE	ATT	YDS	LG	TD			
09/08	at Dolphins	S	21	12	162	57.1	7.7	13.5	1	0	30	3/23	97.7	1	8	8	0	L	17-20	
09/15	Browns	S	30	14	220	46.7	7.3	15.7	0	0	66	4/24	71.5	2	45	33	0	L	13-18	
<b>2024 TOTALS</b>		<b>2-2</b>	<b>51</b>	<b>26</b>	<b>382</b>	<b>51.0</b>	<b>7.5</b>	<b>14.7</b>	<b>1</b>	<b>0</b>	<b>66</b>	<b>7/47</b>	<b>82.3</b>	<b>3</b>	<b>53</b>	<b>33</b>	<b>0</b>	<b>0-2</b>		





**2023 GAME-BY-GAME REGULAR-SEASON STATISTICS (JAGUARS)**

DATE	OPPONENT	P/S	PASSING											RUSHING				W/L	SCORE
			ATT	CMP	YDS	PCT	Y/A	Y/C	TD	INT	LG	SK/YD	RATE	ATT	YDS	LG	TD		
09/10	at Colts	S	32	24	241	75.0	7.5	10.0	2	1	29	2/4	103.8	7	21	11	0	W	31-21
09/17	Chiefs	S	41	22	216	53.7	5.3	9.8	0	0	45	4/18	68.8	5	26	18	0	L	9-17
09/24	Texans	S	40	27	279	67.5	7.0	10.3	1	1	28	0/0	85.3	3	12	8	0	L	17-37
10/01	Falcons	S	30	23	207	76.7	6.9	9.0	1	0	30t	2/12	105.8	8	42	22	0	W	23-7
10/08	at Bills	S	37	25	315	67.6	8.5	12.6	1	0	32	5/37	102.9	7	31	11	0	W	25-20
10/15	Colts	S	30	20	181	66.7	6.0	9.1	2	1	29t	3/33	91.1	3	15	8	0	W	37-20
10/19	at Saints	S	29	20	204	69.0	7.0	10.2	1	0	44t	0/0	100.4	8	59	26	0	W	31-24
10/29	at Steelers	S	32	24	292	75.0	9.1	12.2	1	1	56t	3/21	100.0	1	10	10	0	W	20-10
11/12	49ers	S	29	17	185	58.6	6.4	10.9	0	2	39	5/28	48.8	2	7	4	0	L	3-34
11/19	Titans	S	32	24	262	75.0	8.2	10.9	2	0	34	1/1	119.5	5	17	9t	2	W	34-14
11/26	at Texans	S	38	23	364	60.5	9.6	15.8	1	1	57	0/0	90.2	2	0	1t	1	W	24-21
12/04	Bengals	S	29	22	258	75.9	8.9	11.7	2	0	26	2/14	125.4	5	8	2	1	L	31-34+
12/10	at Browns	S	50	28	257	56.0	5.1	9.2	3	3	23	4/22	65.2	3	11	7	0	L	27-31
12/17	Ravens	S	43	25	264	58.1	6.1	10.6	1	0	65t	1/6	83.9	4	41	13	0	L	7-23
12/24	at Buccaneers	S	29	17	211	58.6	7.3	12.4	1	2	25	3/28	64.0	4	29	15	0	L	12-30
12/31	Panthers																	W	26-0
01/07	at Titans	S	43	29	280	67.4	6.5	9.7	2	2	59t	0/0	81.5	3	10	8	0	L	20-28
ON INACTIVE LIST																			
<b>2023 TOTALS</b>		<b>16-16</b>	<b>564</b>	<b>370</b>	<b>4,016</b>	<b>65.6</b>	<b>7.1</b>	<b>10.9</b>	<b>21</b>	<b>14</b>	<b>65T</b>	<b>35/224</b>	<b>88.5</b>	<b>70</b>	<b>339</b>	<b>26</b>	<b>4</b>	<b>9-8</b>	

+ - Overtime





# JEREMIAH LEDBETTER | 99

**POSITION:** DEFENSIVE TACKLE  
**HT:** 6-3 | **WT:** 299 | **DOB:** 5-29-1994  
**COLLEGE:** ARKANSAS  
**HOMETOWN:** GAINESVILLE, GA.  
**ACQ:** FA-'21  
**EXP:** 8th YEAR

 @leddy\_55  
 @leddy5455

## KEY TRANSACTIONS

- Originally selected by Detroit in the sixth round (205th overall) of the 2017 Draft
- Signed to Tampa Bay's practice squad on 9/3/18
- Signed to Baltimore's practice squad on 10/2/19
- Signed to Tampa Bay's practice squad on 10/22/19
- Signed to Arizona's practice squad on 9/3/21
- Signed to Jacksonville's practice squad on 11/1/21
- Signed to Jacksonville's active roster on 12/28/22
- Re-signed by Jacksonville on 3/13/24

## PRO

### 2024 (Jaguars)

- **9/15 vs. CLE:** Started at defensive tackle and recorded three tackles (one solo)

### 2023 (Jaguars)

- Saw action in all 17 games (two starts) and recorded 24 tackles (seven solo), one quarterback hit, one tackle for loss, one pass defensed and one fumble recovery
- **12/10 at CLE:** Recorded four total tackles (two solo), one tackle for loss and one fumble recovery
- **10/15 vs. IND:** Made his first career start on the defensive line and posted three total tackles

### 2022 (Jaguars)

- Spent most of the season on the practice squad and saw action against the Jets in Week 16
- **12/22 at NYJ:** Saw action on defense

### 2021 (Jaguars)

- Spent the season on the practice squad

### 2020 (Buccaneers)

- Appeared in three games and recorded two tackles, including 1.0 sack, one tackle for loss and two QB hits

### 2019 (Ravens)

- Member of Ravens practice squad

### 2018 (Buccaneers)

- Appeared in one game and recorded one tackle

### 2017 (Lions)

- Played in 16 games and recorded six total tackles including 0.5 sack and four QB Hits

## COLLEGE

- In two seasons at Arkansas, compiled 104 tackles, including 15.0 for loss and 7.5 sacks... Started 25 of 26 games played
- Played two seasons at Hutchinson Community College (2013-14)... Finished his junior college career with 144 total tackles and 22.5 career sacks... His 22.5 career sacks ranks second in Blue Dragons history

## PERSONAL

- Father, Weldon, played running back at Oklahoma from 1979-82 and was selected in the seventh round of the 1983 NFL Draft by the Tampa Bay Buccaneers
- Cousin, Isaac Byrd, played wide receiver at Kansas and was a sixth-round selection by the Tennessee Titans in the 1997 NFL Draft



**JEREMIAH LEDBETTER'S NFL REGULAR SEASON DEFENSIVE STATISTICS**

DATE	TEAM	GP	TACKLES							INTERCEPTIONS							O. FUMB			ST				MISC			
			GS	TK	S	A	TFL	YDS	SK	YDS	QBH	NO	YDS	LG	TD	PD	FF	FR	TD	YDS	TK	S	A	FF	FR	S	A
2017	Lions	16	0	14	6	8	0	0	0.5	1.5	4	0	0	0	0	0	0	0	0	0	0	0	0	0	0	0	0
2018	Buccaneers	1	0	1	1	0	0	0	0.0	0.0	0	0	0	0	0	0	0	0	0	0	0	0	0	0	0	0	
2019	Buccaneers	0	0	0	0	0	0	0	0.0	0.0	0	0	0	0	0	0	0	0	0	0	0	0	0	0	0	0	
2020	Buccaneers	3	0	3	2	1	1	11	1.0	11.0	2	0	0	0	0	0	0	0	0	0	0	0	0	0	0	0	
2021	Cardinals	0	0	0	0	0	0	0	0.0	0.0	0	0	0	0	0	0	0	0	0	0	0	0	0	0	0	0	
Went from Arizona to Jacksonville.																											
2021	Jaguars	0	0	0	0	0	0	0	0.0	0.0	0	0	0	0	0	0	0	0	0	0	0	0	0	0	0	0	0
2021	TOTAL	0	0	0	0	0	0	0	0.0	0.0	0	0	0	0	0	0	0	0	0	0	0	0	0	0	0	0	0
2022	Jaguars	1	0	0	0	0	0	0	0.0	0.0	1	0	0	0	0	0	0	0	0	0	0	0	0	0	0	0	0
2023	Jaguars	17	2	24	7	17	1	0	0.0	0.0	1	0	0	0	0	0	1	0	1	0	0	0	0	0	0	0	0
2024	Jaguars	1	1	3	1	2	0	0	0.0	0.0	0	0	0	0	0	0	0	0	0	0	0	0	0	0	0	0	0
<b>NFL TOTALS</b>		<b>39</b>	<b>3</b>	<b>45</b>	<b>17</b>	<b>28</b>	<b>2</b>	<b>11</b>	<b>1.5</b>	<b>12.5</b>	<b>8</b>	<b>0</b>	<b>0</b>	<b>0</b>	<b>0</b>	<b>0</b>	<b>1</b>	<b>0</b>	<b>1</b>	<b>0</b>	<b>0</b>	<b>0</b>	<b>0</b>	<b>0</b>	<b>0</b>	<b>0</b>	<b>0</b>

**SINGLE-GAME HIGHS: DEFENSIVE**

**Total Tackles** 4 at Cleveland Browns, Dec 10, 2023  
 4 vs. Houston Texans, Sep 24, 2023

**Solo Tackles** 3 vs. Houston Texans, Sep 24, 2023  
 2 vs. Baltimore Ravens, Dec 17, 2023  
 ...1 more at 2.

**Sacks** 1.0 at Detroit Lions, Dec 26, 2020  
 0.5 at Chicago Bears, Nov 19, 2017

**Fumble Recoveries** 1 at Cleveland Browns, Dec 10, 2023

**Tackles For Loss** 1 at Cleveland Browns, Dec 10, 2023  
 1 at Detroit Lions, Dec 26, 2020

**2024 GAME-BY-GAME REGULAR-SEASON STATISTICS (JAGUARS)**

DATE	OPPONENT	P/S	TACKLES							INTERCEPTIONS							O. FUMB			ST				MISC								
			TK	S	A	SK	YDS	TFL	YDS	QBH	NO	YDS	LG	TD	PD	FF	FR	TD	YDS	TK	S	A	FF	FR	S	A	W/L	SCORE				
09/08	at Dolphins		ON INACTIVE LIST																												L	17-20
09/15	Browns	S	3	1	2	0.0	0.0	0	0	0	0	0	0	0	0	0	0	0	0	0	0	0	0	0	0	0	0	L	13-18			
<b>2024 TOTALS</b>		<b>1-1</b>	<b>3</b>	<b>1</b>	<b>2</b>	<b>0.0</b>	<b>0.0</b>	<b>0</b>	<b>0</b>	<b>0</b>	<b>0</b>	<b>0</b>	<b>0</b>	<b>0</b>	<b>0</b>	<b>0</b>	<b>0</b>	<b>0</b>	<b>0</b>	<b>0</b>	<b>0</b>	<b>0</b>	<b>0</b>	<b>0</b>	<b>0</b>	<b>0</b>	<b>0</b>	<b>0-2</b>				

**2023 GAME-BY-GAME REGULAR-SEASON STATISTICS (JAGUARS)**

DATE	OPPONENT	P/S	TACKLES							INTERCEPTIONS							O. FUMB			ST				MISC				
			TK	S	A	SK	YDS	TFL	YDS	QBH	NO	YDS	LG	TD	PD	FF	FR	TD	YDS	TK	S	A	FF	FR	S	A	W/L	SCORE
09/10	at Colts	P	1	0	1	0.0	0.0	0	0	0	0	0	0	0	0	0	0	0	0	0	0	0	0	0	0	0	W	31-21
09/17	Chiefs	P	0	0	0	0.0	0.0	0	0	0	0	0	0	0	0	0	0	0	0	0	0	0	0	0	0	0	L	9-17
09/24	Texans	P	4	3	1	0.0	0.0	0	0	0	0	0	0	0	0	0	0	0	0	0	0	0	0	0	0	L	17-37	
10/01	Falcons	P	0	0	0	0.0	0.0	0	0	0	0	0	0	0	0	0	0	0	0	0	0	0	0	0	0	W	23-7	
10/08	at Bills	P	0	0	0	0.0	0.0	0	0	1	0	0	0	0	0	0	0	0	0	0	0	0	0	0	0	W	25-20	
10/15	Colts	S	3	0	3	0.0	0.0	0	0	0	0	0	0	0	0	0	0	0	0	0	0	0	0	0	0	W	37-20	
10/19	at Saints	S	3	0	3	0.0	0.0	0	0	0	0	0	0	0	0	0	0	0	0	0	0	0	0	0	0	W	31-24	
10/29	at Steelers	P	0	0	0	0.0	0.0	0	0	0	0	0	0	0	0	0	0	0	0	0	0	0	0	0	0	W	20-10	
11/12	49ers	P	2	0	2	0.0	0.0	0	0	0	0	0	0	0	0	0	0	0	0	0	0	0	0	0	0	L	3-34	
11/19	Titans	P	1	0	1	0.0	0.0	0	0	0	0	0	0	0	0	0	0	0	0	0	0	0	0	0	0	W	34-14	
11/26	at Texans	P	0	0	0	0.0	0.0	0	0	0	0	0	0	1	0	0	0	0	0	0	0	0	0	0	0	W	24-21	
12/04	Bengals	P	1	0	1	0.0	0.0	0	0	0	0	0	0	0	0	0	0	0	0	0	0	0	0	0	0	L	31-34+	
12/10	at Browns	P	4	2	2	0.0	0.0	1	0	0	0	0	0	0	0	1	0	0	0	0	0	0	0	0	0	L	27-31	
12/17	Ravens	P	2	2	0	0.0	0.0	0	0	0	0	0	0	0	0	0	0	0	0	0	0	0	0	0	0	L	7-23	
12/24	at Buccaneers	P	1	0	1	0.0	0.0	0	0	0	0	0	0	0	0	0	0	0	0	0	0	0	0	0	0	L	12-30	
12/31	Panthers	P	1	0	1	0.0	0.0	0	0	0	0	0	0	0	0	0	0	0	0	0	0	0	0	0	0	W	26-0	
01/07	at Titans	P	1	0	1	0.0	0.0	0	0	0	0	0	0	0	0	0	0	0	0	0	0	0	0	0	0	L	20-28	
<b>2023 TOTALS</b>		<b>17-2</b>	<b>24</b>	<b>7</b>	<b>17</b>	<b>0.0</b>	<b>0.0</b>	<b>1</b>	<b>0</b>	<b>1</b>	<b>0</b>	<b>0</b>	<b>0</b>	<b>0</b>	<b>1</b>	<b>0</b>	<b>1</b>	<b>0</b>	<b>0</b>	<b>0</b>	<b>0</b>	<b>0</b>	<b>0</b>	<b>0</b>	<b>0</b>	<b>9-8</b>		

+ - Overtime

**2020 GAME-BY-GAME POSTSEASON STATISTICS (BUCCANEERS)**

DATE	OPPONENT	P/S	TACKLES							INTERCEPTIONS							O. FUMB			ST				MISC								
			TK	S	A	SK	YDS	TFL	YDS	QBH	NO	YDS	LG	TD	PD	FF	FR	TD	YDS	TK	S	A	FF	FR	S	A	W/L	SCORE				
01/09	at Football Team		ON INACTIVE LIST																												W	31-23
01/17	at Saints		ON INACTIVE LIST																												W	30-20
01/24	at Packers		ON INACTIVE LIST																												W	31-26
02/07	Chiefs		ON INACTIVE LIST																												W	31-9
<b>2020 TOTALS</b>			<b>0</b>	<b>0</b>	<b>0</b>	<b>0.0</b>	<b>0.0</b>	<b>0</b>	<b>0</b>	<b>0</b>	<b>0</b>	<b>0</b>	<b>0</b>	<b>0</b>	<b>0</b>	<b>0</b>	<b>0</b>	<b>0</b>	<b>0</b>	<b>0</b>	<b>0</b>	<b>0</b>	<b>0</b>	<b>0</b>	<b>0</b>	<b>0</b>	<b>4-0</b>					





# CAM LITTLE | 39

**POSITION:** KICKER  
**HT:** 6-1 | **WT:** 172 | **DOB:** 8-17-2003  
**COLLEGE:** ARKANSAS  
**HOMETOWN:** MOORE, OKLA.  
**ACQ:** D6-'24  
**EXP:** R

@cameronglittle  
 cameronglittle

## KEY TRANSACTIONS

- Originally drafted by Jacksonville in the sixth round (212th overall) in the 2024 draft

## 2024 (Jaguars)

- 9/15 vs. CLE:** Made two-of-three field goals
- 9/8 at MIA:** Made his only field goal attempt of the day from 53 yards... Little is the only rookie in Jaguars history to make a 50+ yard field goal in his NFL debut

## COLLEGE

- Named 2023 First-Team All-SEC, 2022 Fall SEC Academic Honor Roll, 2021 Freshman All-American (PFF, FWAA, The Athletic), 2021 SEC All-Freshman Team (Coaches), and 2021 First-Year SEC Academic Honor Roll
- Converted 53 field goals on 64 attempts (82.8%) and converted 100% of his extra point attempts (129)... His 82.8 field goal percentage ranks first in school history
- Converted seven 50+ yard field goals which is the second most in school history

## PERSONAL

- Son of Ronda and Todd Little
- Rated as a five-star kicker and punter in 2020
- Often volunteers in support of the Down syndrome community

### CAM LITTLE'S NFL REGULAR SEASON KICKING STATISTICS

DATE	TEAM	GP	FGM	FGA	PCT.	LG	XP	XPA	PCT.	BLK	PTS
2024	Jaguars	2	3	4	75.0	53	3	3	100.0	0	12
<b>NFL TOTALS</b>		<b>2</b>	<b>3</b>	<b>4</b>	<b>75.0</b>	<b>53</b>	<b>3</b>	<b>3</b>	<b>100.0</b>	<b>0</b>	<b>12</b>

### CAM LITTLE'S NFL REGULAR SEASON FIELD-GOAL ACCURACY STATISTICS

DATE	TEAM	1-19	PCT.	20-29	PCT.	30-39	PCT.	40-49	PCT.	50+	PCT.
2024	Jaguars	0-0	0.0	2-2	100.0	0-0	0.0	0-1	0.0	1-1	100.0
<b>NFL TOTALS</b>		<b>0-0</b>	<b>0.0</b>	<b>2-2</b>	<b>100.0</b>	<b>0-0</b>	<b>0.0</b>	<b>0-1</b>	<b>0.0</b>	<b>1-1</b>	<b>100.0</b>

### SINGLE-GAME HIGHS: KICKER

<b>Field Goals Made</b>	2 vs. Cleveland Browns, Sep 15, 2024 1 at Miami Dolphins, Sep 08, 2024	<b>PATs Made</b>	2 at Miami Dolphins, Sep 08, 2024
<b>Field Goal Attempts</b>	3 vs. Cleveland Browns, Sep 15, 2024 1 at Miami Dolphins, Sep 08, 2024	<b>PAT Attempts</b>	2 at Miami Dolphins, Sep 08, 2024
<b>Longest Field Goals Made</b>	53 at Miami Dolphins, Sep 08, 2024 25 vs. Cleveland Browns, Sep 15, 2024	<b>Points</b>	7 vs. Cleveland Browns, Sep 15, 2024 5 at Miami Dolphins, Sep 08, 2024
<b>Longest Field Goal Attempts</b>	53 at Miami Dolphins, Sep 08, 2024 43 vs. Cleveland Browns, Sep 15, 2024	<b>Touchbacks</b>	3 vs. Cleveland Browns, Sep 15, 2024 3 at Miami Dolphins, Sep 08, 2024

### 2024 GAME-BY-GAME REGULAR-SEASON STATISTICS (JAGUARS)

DATE	OPPONENT	P	FIELD GOALS				EXTRA POINTS					W/L	SCORE
			FGM	FGA	PCT	LG	XP	XPA	PCT	BLK	PTS		
09/08	at Dolphins	P	1	1	100.0	53	2	2	100.0	0	5	L	17-20
09/15	Browns	P	2	3	66.7	25	1	1	100.0	0	7	L	13-18
<b>2024 TOTALS</b>		<b>2</b>	<b>3</b>	<b>4</b>	<b>75.0</b>	<b>53</b>	<b>3</b>	<b>3</b>	<b>100.0</b>	<b>0</b>	<b>12</b>	<b>0-2</b>	



**CAM LITTLE'S COLLEGE KICKING STATISTICS**

DATE	TEAM	GP	FGM	FGA	PCT.	LG	XP	XPA	PCT.	BLK	PTS
2021	Arkansas	13	20	24	83.3	51	46	46	100.0	0	106
2022	Arkansas	12	12	15	80.0	51	45	45	100.0	0	81
2023	Arkansas	12	20	24	83.3	56	33	33	100.0	0	93
<b>TOTALS</b>		<b>37</b>	<b>52</b>	<b>63</b>	<b>82.5</b>	<b>56</b>	<b>124</b>	<b>124</b>	<b>100.0</b>	<b>0</b>	<b>280</b>

**CAM LITTLE'S COLLEGE FIELD-GOAL ACCURACY STATISTICS**

DATE	TEAM	1-19	PCT.	20-29	PCT.	30-39	PCT.	40-49	PCT.	50+	PCT.
2021	Arkansas	0-0	0.0	7-7	100.0	6-7	85.7	6-7	85.7	1-3	33.3
2022	Arkansas	0-0	0.0	4-4	100.0	5-5	100.0	1-3	33.3	2-3	66.7
2023	Arkansas	0-0	0.0	7-7	100.0	4-5	80.0	5-7	71.4	4-5	80.0
<b>TOTALS</b>		<b>0-0</b>	<b>0.0</b>	<b>18-18</b>	<b>100.0</b>	<b>15-17</b>	<b>88.2</b>	<b>12-17</b>	<b>70.6</b>	<b>7-11</b>	<b>63.6</b>

**COLLEGE 2023 GAME-BY-GAME STATISTICS (ARKANSAS)**

DATE	OPPONENT		FIELD GOALS				EXTRA POINTS				PTS	W/L	SCORE
			FGM	FGA	PCT	LG	XP	XPA	PCT	BLK			
09/02	Western Caro.	P	0	0	0.0	0	8	8	100.0	0	8	W	56-13
09/09	Kent St.	P	0	0	0.0	0	4	4	100.0	0	4	W	7-3
09/16	BYU	P	1	2	50.0	26	4	4	100.0	0	7	L	31-38
09/23	at LSU	P	3	3	100.0	40	2	2	100.0	0	11	L	31-34
09/30	at Texas A&M	P	3	3	100.0	52	1	1	100.0	0	10	L	22-34
10/07	at Ole Miss	P	2	2	100.0	56	2	2	100.0	0	8	L	20-27
10/14	at Alabama	P	2	2	100.0	55	1	1	100.0	0	7	L	21-24
10/21	Mississippi St.	P	1	1	100.0	24	0	0	0.0	0	3	L	3-7
11/04	at Florida	P	4	5	80.0	49	3	3	100.0	0	15	W	39-36
11/11	Auburn	P	1	1	100.0	39	1	1	100.0	0	4	L	10-48
11/18	FIU	P	3	5	60.0	41	5	5	100.0	0	14	W	44-20
11/24	Missouri	P	0	0	0.0	0	2	2	100.0	0	2	L	14-48
<b>2023 TOTALS</b>		<b>12</b>	<b>20</b>	<b>24</b>	<b>83.3</b>	<b>56</b>	<b>33</b>	<b>33</b>	<b>100.0</b>	<b>0</b>	<b>93</b>	<b>4-8</b>	







# WALKER LITTLE | 72

**POSITION:** OFFENSIVE LINEMAN  
**HT:** 6-7 | **WT:** 325 | **DOB:** 4-1-1999  
**COLLEGE:** STANFORD  
**HOMETOWN:** HOUSTON, TEXAS  
**ACQ:** D2-'21  
**EXP:** 4th YEAR

@walkerlittle45  
 @walker\_little

## KEY TRANSACTIONS

- Originally drafted by Jacksonville in the second round (45th overall) in the 2021 draft

## PRO

### 2024 (Jaguars)

- 9/15 vs. CLE:** Saw action on offense and special teams
- 9/8 at MIA:** Saw action on special teams

### 2023 (Jaguars)

- Saw action in 14 games with 11 starts... Seven starts at left tackle and four at left guard
- 11/26 at HOU:** Started at left guard and played all 76 offensive snaps... Switched to left tackle in the first quarter due to an injury on the offensive line... Saw action on special teams
- 9/24 vs. HOU:** Started at left tackle and played all 73 offensive snaps and five special teams snaps
- 9/10 at IND:** Started at left tackle and played all 70 offensive snaps and five special teams snaps

### 2022 (Jaguars)

- Saw action in all 17 regular season games with three starts and started both postseason games
- 1/14 vs. LAC:** Started at left tackle and played all 74 offensive snaps and three special teams snaps
- 12/22 at NYJ:** Started at left tackle and played all 72 offensive snaps and six special teams snaps

### 2021 (Jaguars)

- Appeared in nine games with three starts as a rookie
- 1/9 vs. IND:** Started at left tackle and played all 68 offensive snaps
- 11/7 vs. BUF:** Started at left tackle for the first time in his career and played all 61 offensive snaps... Replaced an injured Cam Robinson
- 10/17 vs. MIA:** Saw action on RB James Robinson's 1-yard touchdown run in the second quarter... Helped Robinson score a rushing TD in his fourth straight game

## COLLEGE

- Started 13 games in 2018 and earned All-Pac 12 First Team honors as a sophomore in 2018 prior to missing the 2019 season (knee injury)
- Opted out of the 2020 season due to COVID-19
- Voted Pac-12 Freshman Co-Offensive Player of the year as well as All-Pac-12 honorable mention in 2017
- Helped Bryce Love set single-game school record with 301 rushing yards (vs. Arizona State) in third career start
- Stanford's first true freshman to start at left tackle since 2000 (Kirk Chambers)

## PERSONAL

- Is one-quarter Jamaican from his maternal grandmother and has visited Jamaica throughout his high school and college years
- Led his high school (Episcopal) to a state title in 2014
- Grandfather, Gene Little, played football at Rice and professionally for the New York Giants
- Uncle, Jack Little, played football at Texas A&M and professionally for the Baltimore Colts

## WALKER LITTLE'S NFL REGULAR SEASON STATISTICS

DATE	TEAM	GP	GS
2021	Jaguars	9	3
2022	Jaguars	17	3
2023	Jaguars	14	11
2024	Jaguars	2	0
<b>NFL TOTALS</b>		<b>42</b>	<b>17</b>

## WALKER LITTLE'S NFL POSTSEASON STATISTICS

DATE	TEAM	GP	GS
2022	Jaguars	2	2
<b>NFL TOTALS</b>		<b>2</b>	<b>2</b>



**2024 GAME-BY-GAME REGULAR-SEASON STATISTICS (JAGUARS)**

DATE	OPPONENT	P/S	W/L	SCORE
09/08	at Dolphins	P	L	17-20
09/15	Browns	P	L	13-18
<b>2024 TOTALS</b>		<b>2-0</b>	<b>0-2</b>	

**2023 GAME-BY-GAME REGULAR-SEASON STATISTICS (JAGUARS)**

DATE	OPPONENT	P/S	W/L	SCORE
09/10	at Colts	S	W	31-21
09/17	Chiefs	S	L	9-17
09/24	Texans	S	L	17-37
10/01	Falcons	S	W	23-7
10/08	at Bills	S	W	25-20
10/15	Colts		W	37-20
10/19	at Saints		W	31-24
10/29	at Steelers	P	W	20-10
11/12	49ers	S	L	3-34
11/19	Titans	S	W	34-14
11/26	at Texans	S	W	24-21
12/04	Bengals	S	L	31-34+
12/10	at Browns		L	27-31
12/17	Ravens	S	L	7-23
12/24	at Buccaneers	S	L	12-30
12/31	Panthers	P	W	26-0
01/07	at Titans	P	L	20-28
<b>2023 TOTALS</b>		<b>14-11</b>	<b>9-8</b>	

+ - Overtime





## DEVIN LLOYD | 33

POSITION: LINEBACKER

HT: 6-3 | WT: 235 | DOB: 9-30-1998

COLLEGE: UTAH

HOMETOWN: CHULA VISTA, CALIF.

ACQ: D1-'22

EXP: 3rd YEAR

 @DevinLloyd\_

 @devinlloyd\_

### KEY TRANSACTIONS

- Originally drafted by Jacksonville in the first round (27th overall) in the 2022 draft

### PRO

#### 2024 (Jaguars)

- 9/15 vs. CLE:** Recorded eight total tackles (five solo), two passes defended, one quarterback hit and one forced fumble... Notched his 16th-straight game with at least five tackles, the eighth-longest streak of games with five-plus tackles in Jaguars history
- 9/8 at MIA:** Started at linebacker and recorded nine tackles (seven solo) and one tackle for loss

#### 2023 (Jaguars)

- Played in and started 15 games... Recorded 127 tackles (75 solo), seven passes defended, two tackles for loss, two fumble recoveries and one quarterback hit
- 11/26 at HOU:** Recorded eight total tackles (six solo) with one tackle for loss and one pass defended... Achieved 100 career solo tackles
- 11/12 vs. S.F.:** Recorded 10 total tackles (seven solo) and saw action on special teams... Tied for the third-most single-game tackles against the 49ers in team history
- 9/10 at IND:** Started at linebacker and recorded his third career fumble recovery in the season debut

#### 2022 (Jaguars)

- Started 15 out of 17 regular season games and started both postseason games... In the regular season he posted 115 tackles (59 solo), eight passes defended, three interceptions, and two fumble recoveries... In the postseason he posted 13 tackles (seven solo), two quarterback hits, one tackle for loss, and one pass defended... Lloyd's three interceptions tied for the most interceptions by a linebacker in the 2022 season
- Voted the Defensive Rookie of the Month for September after posting 24 total tackles, six passes defended and two interceptions
- 10/2 at PHI:** Started at linebacker and recorded a career-high 14 tackles (four solo)
- 9/25 at LAC:** Posted an INT in his second consecutive game and is leading all NFL rookies in INTs... He is the first rookie in franchise history to record two INTs in their first three career games... Recorded seven tackles (five solo) and three passes defended
- 9/18 vs. IND:** Recorded a team-high six tackles (three solo) and one pass defended... Posted his first career interception in his second career game
- 9/11 at WAS:** Started at linebacker and recorded a team-high 11 tackles (8 solo) in his NFL debut... 11 tackles is the most by a player in his NFL debut since LB Devin Bush recorded 11 tackles in 2019

### COLLEGE

- 47 career games as a Ute with 32 starts
- 2021 Consensus All-America, the tenth such Ute in program history
- Finished his career with 43 tackles for loss, fourth-most in program history
- Tied for second-most TFLs in a season (22 in 2021)
- Finished the 2021 season as the only active Pac-12 player with three career interception return TDs
- One of six Utes all-time with three-plus career interception return TDs
- Three games in 2021 with a 90-plus grade by PFF, leading all linebackers nationally
- Ten career All-America accolades, including eight First Team honors in 2021
- Two-time Butkus Award Finalist (2020, 2021)

### PERSONAL

- In July 2024, participated on a mission trip to Zimbabwe
- Attended the 2023 UK Player Tour with WR Jamal Agnew, OLB Josh Hines-Allen, and six other players from different teams around the league
- Son of Joe Lloyd and Ronyta Johnson
- Both his mother and his father served in the military
- Communications major
- Born in Kansas City



DEVIN LLOYD'S NFL REGULAR SEASON DEFENSIVE STATISTICS

DATE	TEAM	GP	TACKLES								INTERCEPTIONS						O. FUMB				ST				MISC		
			GS	TK	S	A	TFL	YDS	SK	YDS	QBH	NO	YDS	LG	TD	PD	FF	FR	TD	YDS	TK	S	A	FF	FR	S	A
2022	Jaguars	17	15	115	59	56	0	0	0.0	0.0	2	3	42	19	0	8	0	2	0	28	0	0	0	0	0	0	0
2023	Jaguars	15	15	127	75	52	2	3	0.0	0.0	1	0	0	0	0	7	0	2	0	13	0	0	0	0	0	0	
2024	Jaguars	2	2	17	12	5	1	3	0.0	0.0	1	0	0	0	0	2	1	0	0	0	0	0	0	0	0	0	
<b>NFL TOTALS</b>		<b>34</b>	<b>32</b>	<b>259</b>	<b>146</b>	<b>113</b>	<b>3</b>	<b>6</b>	<b>0.0</b>	<b>0.0</b>	<b>4</b>	<b>3</b>	<b>42</b>	<b>19</b>	<b>0</b>	<b>17</b>	<b>1</b>	<b>4</b>	<b>0</b>	<b>41</b>	<b>0</b>	<b>0</b>	<b>0</b>	<b>0</b>	<b>0</b>	<b>0</b>	

DEVIN LLOYD'S NFL POSTSEASON DEFENSIVE STATISTICS

DATE	TEAM	GP	TACKLES								INTERCEPTIONS						O. FUMB				ST				MISC	
			GS	TK	S	A	TFL	YDS	SK	YDS	QBH	NO	YDS	LG	TD	PD	FF	FR	TD	YDS	TK	S	A	FF	FR	S
2022	Jaguars	2	2	13	7	6	1	0	0.0	0.0	2	0	0	0	0	1	0	0	0	0	0	0	0	0	0	0
<b>NFL TOTALS</b>		<b>2</b>	<b>2</b>	<b>13</b>	<b>7</b>	<b>6</b>	<b>1</b>	<b>0</b>	<b>0.0</b>	<b>0.0</b>	<b>2</b>	<b>0</b>	<b>0</b>	<b>0</b>	<b>0</b>	<b>1</b>	<b>0</b>	<b>0</b>	<b>0</b>	<b>0</b>	<b>0</b>	<b>0</b>	<b>0</b>	<b>0</b>	<b>0</b>	<b>0</b>

SINGLE-GAME HIGHS: DEFENSIVE

<b>Total Tackles</b>	14 at Philadelphia Eagles, Oct 02, 2022 11 vs. Baltimore Ravens, Dec 17, 2023 ...7 more at 11.	<b>Tackles For Loss</b>	1 at Tampa Bay Buccaneers, Dec 24, 2023 1 at Houston Texans, Nov 26, 2023
<b>Solo Tackles</b>	8 vs. Baltimore Ravens, Dec 17, 2023 8 vs. Cincinnati Bengals, Dec 04, 2023 ...1 more at 8.	<b>Interceptions</b>	1 at New York Jets, Dec 22, 2022 1 at Los Angeles Chargers, Sep 25, 2022 ...1 more at 1.
<b>Passes Defensed</b>	3 at Los Angeles Chargers, Sep 25, 2022 3 vs. Indianapolis Colts, Sep 18, 2022	<b>Interception Return Yards</b>	19 at New York Jets, Dec 22, 2022 13 vs. Indianapolis Colts, Sep 18, 2022
<b>Forced Fumbles</b>	1 vs. Cleveland Browns, Sep 15, 2024	<b>Longest Opp Fumble Return</b>	17 at Kansas City Chiefs, Nov 13, 2022 13 at Cleveland Browns, Dec 10, 2023
<b>Fumble Recoveries</b>	1 at Cleveland Browns, Dec 10, 2023 1 at Indianapolis Colts, Sep 10, 2023 ...2 more at 1.		

SINGLE-GAME HIGHS - POSTSEASON: DEFENSIVE

<b>Total Tackles</b>	8 at Kansas City Chiefs, Jan 21, 2023 5 vs. Los Angeles Chargers, Jan 14, 2023	<b>Passes Defensed</b>	1 vs. Los Angeles Chargers, Jan 14, 2023
<b>Solo Tackles</b>	4 vs. Los Angeles Chargers, Jan 14, 2023 3 at Kansas City Chiefs, Jan 21, 2023	<b>Tackles For Loss</b>	1 vs. Los Angeles Chargers, Jan 14, 2023

2024 GAME-BY-GAME REGULAR-SEASON STATISTICS (JAGUARS)

DATE	OPPONENT	P/S	TACKLES								INTERCEPTIONS						O. FUMB				ST				MISC			
			TK	S	A	SK	YDS	TFL	YDS	QBH	NO	YDS	LG	TD	PD	FF	FR	TD	YDS	TK	S	A	FF	FR	S	A	W/L	SCORE
09/08	at Dolphins	S	9	7	2	0.0	0.0	1	3	0	0	0	0	0	0	0	0	0	0	0	0	0	0	0	0	0	L	17-20
09/15	Browns	S	8	5	3	0.0	0.0	0	0	1	0	0	0	0	2	1	0	0	0	0	0	0	0	0	0	0	L	13-18
<b>2024 TOTALS</b>		<b>2-2</b>	<b>17</b>	<b>12</b>	<b>5</b>	<b>0.0</b>	<b>0.0</b>	<b>1</b>	<b>3</b>	<b>1</b>	<b>0</b>	<b>0</b>	<b>0</b>	<b>0</b>	<b>2</b>	<b>1</b>	<b>0</b>	<b>0</b>	<b>0</b>	<b>0</b>	<b>0</b>	<b>0</b>	<b>0</b>	<b>0</b>	<b>0</b>	<b>0</b>	<b>0-2</b>	

2023 GAME-BY-GAME REGULAR-SEASON STATISTICS (JAGUARS)

DATE	OPPONENT	P/S	TACKLES								INTERCEPTIONS						O. FUMB				ST				MISC			
			TK	S	A	SK	YDS	TFL	YDS	QBH	NO	YDS	LG	TD	PD	FF	FR	TD	YDS	TK	S	A	FF	FR	S	A	W/L	SCORE
09/10	at Colts	S	3	1	2	0.0	0.0	0	0	0	0	0	0	0	0	0	1	0	0	0	0	0	0	0	0	0	W	31-21
09/17	Chiefs	S	11	5	6	0.0	0.0	0	0	0	0	0	0	2	0	0	0	0	0	0	0	0	0	0	0	L	9-17	
09/24	Texans	S	5	2	3	0.0	0.0	0	0	0	0	0	0	1	0	0	0	0	0	0	0	0	0	0	0	L	17-37	
10/01	Falcons																									W	23-7	
10/08	at Bills																									W	25-20	
10/15	Colts	S	9	7	2	0.0	0.0	0	0	0	0	0	0	2	0	0	0	0	0	0	0	0	0	0	0	W	37-20	
10/19	at Saints	S	11	5	6	0.0	0.0	0	0	0	0	0	0	1	0	0	0	0	0	0	0	0	0	0	0	W	31-24	
10/29	at Steelers	S	9	7	2	0.0	0.0	0	0	0	0	0	0	0	0	0	0	0	0	0	0	0	0	0	0	W	20-10	
11/12	49ers	S	10	7	3	0.0	0.0	0	0	0	0	0	0	0	0	0	0	0	0	0	0	0	0	0	0	L	3-34	
11/19	Titans	S	11	5	6	0.0	0.0	0	0	0	0	0	0	0	0	0	0	0	0	0	0	0	0	0	0	W	34-14	
11/26	at Texans	S	8	6	2	0.0	0.0	1	1	0	0	0	0	0	1	0	0	0	0	0	0	0	0	0	0	W	24-21	
12/04	Bengals	S	11	8	3	0.0	0.0	0	0	0	0	0	0	0	0	0	0	0	0	0	0	0	0	0	0	L	31-34+	
12/10	at Browns	S	11	4	7	0.0	0.0	0	0	0	0	0	0	0	0	1	0	13	0	0	0	0	0	0	0	L	27-31	
12/17	Ravens	S	11	8	3	0.0	0.0	0	0	0	0	0	0	0	0	0	0	0	0	0	0	0	0	0	0	L	7-23	
12/24	at Buccaneers	S	5	3	2	0.0	0.0	1	2	0	0	0	0	0	0	0	0	0	0	0	0	0	0	0	0	L	12-30	
12/31	Panthers	S	6	3	3	0.0	0.0	0	0	0	0	0	0	0	0	0	0	0	0	0	0	0	0	0	0	W	26-0	
01/07	at Titans	S	6	4	2	0.0	0.0	0	0	1	0	0	0	0	0	0	0	0	0	0	0	0	0	0	0	L	20-28	
<b>2023 TOTALS</b>		<b>15-15</b>	<b>127</b>	<b>75</b>	<b>52</b>	<b>0.0</b>	<b>0.0</b>	<b>2</b>	<b>3</b>	<b>1</b>	<b>0</b>	<b>0</b>	<b>0</b>	<b>0</b>	<b>7</b>	<b>0</b>	<b>2</b>	<b>0</b>	<b>13</b>	<b>0</b>	<b>0</b>	<b>0</b>	<b>0</b>	<b>0</b>	<b>0</b>	<b>9-8</b>		



+ - Overtime





## ROSS MATISCIK | 46

**POSITION:** LONG SNAPPER  
**HT:** 6-0 | **WT:** 240 | **DOB:** 9-13-1996  
**COLLEGE:** BAYLOR  
**HOMETOWN:** MCKINNEY, TEXAS  
**ACQ:** FA-'20  
**EXP:** 5th YEAR

 @rossmaticcik  
 @ross\_maticcik



### KEY TRANSACTIONS

- Originally signed by Jacksonville as a rookie free agent on 4/28/20

### PRO

#### 2024 (Jaguars)

- 9/15 vs. CLE:** Played at long snapper on seven special teams snaps
- 9/8 at MIA:** Played at long snapper on nine special teams snaps

#### 2023 (Jaguars)

- Saw action in all 17 games and was named to the Associated Press All-Pro First Team and Pro Bowl Games for the first time in his career... On special teams, he totaled eight tackles, one forced fumble, and one fumble recovery... After recording one fumble and one fumble recovery in Week 11, he became the first long snapper since 49ers Brian Jennings in 2005 to record a forced fumble and a fumble recovery in the same game... His eight solo tackles on special teams led the NFL among long snappers
- 12/10 at CLE:** Served as team's long snapper on 10 special teams snaps... Posted two tackles on special teams... Holds the most solo tackles by a long snapper in the NFL
- 11/19 vs. TEN:** Recorded one tackle, one forced fumble and one fumble recovery on special teams... Became the first long snapper since 49ers' LS Brian Jennings (2005) to record a forced fumble and a fumble recovery in a single game
- 9/17 vs. K.C.:** Served as team's long snapper on eight special teams snaps and recorded one special teams tackle

#### 2022 (Jaguars)

- Handled long snapping duties in all 17 regular season games and both postseason games... He recorded four special teams tackles (one solo)
- 12/11 at TEN:** Served as team's long snapper on six special teams snaps and recorded one special teams tackle
- 12/4 at DET:** Served as team's long snapper on five special teams snaps and recorded one special teams tackle
- 10/16 at IND:** Served as team's long snapper on six special teams snaps and recorded one special teams tackle

#### 2021 (Jaguars)

- Handled long snapping duties in all 17 games in 2021
- 10/17 vs. MIA:** Handled long snapping duties, helping K Matthew Wright convert on the game-tying 54-yard and game-winning 53-yard field goals
- 9/19 vs. DEN:** Served as team's long snapper and recorded one special teams tackle on a punt return

#### 2020 (Jaguars)

- Handled the team's long snapping duties in all 16 games of the season
- 9/13 vs. IND:** Served as the team's long snapper in NFL debut

### COLLEGE

- Appeared in 52 games throughout his college career, seeing time as a long snapper for punts and placekicks, while also appearing at linebacker
- Played in 14 games in 2019, snapping on all punts and kicks, and made 13 tackles, including 1.0 sack
- Served as the team's long snapper for all 13 games and made 11 tackles on defense in 2018
- Played in 12 games as a sophomore in 2017 and totaled four tackles, one fumble recovery and one forced fumble
- Played in 12 games as a freshman and served as the primary long snapper

### PERSONAL

- Attended McKinney Boyd (McKinney, Texas) High School and was a 2014 all-state selection at linebacker
- Father, Marty, played football at Bowling Green
- Brother, Paine, played football at Rice





**ROSS MATISCIK'S NFL REGULAR SEASON STATISTICS**

DATE	TEAM	GP
2020	Jaguars	16
2021	Jaguars	17
2022	Jaguars	17
2023	Jaguars	17
2024	Jaguars	2
<b>NFL TOTALS</b>		<b>69</b>

**ROSS MATISCIK'S NFL POSTSEASON STATISTICS**

DATE	TEAM	GP
2022	Jaguars	2
<b>NFL TOTALS</b>		<b>2</b>

**2024 GAME-BY-GAME REGULAR-SEASON STATISTICS (JAGUARS)**

DATE	OPPONENT		W/L	SCORE
09/08	at Dolphins	P	L	17-20
09/15	Browns	P	L	13-18
<b>2024 TOTALS</b>			<b>0-2</b>	

**2023 GAME-BY-GAME REGULAR-SEASON STATISTICS (JAGUARS)**

DATE	OPPONENT		W/L	SCORE
09/10	at Colts	P	W	31-21
09/17	Chiefs	P	L	9-17
09/24	Texans	P	L	17-37
10/01	Falcons	P	W	23-7
10/08	at Bills	P	W	25-20
10/15	Colts	P	W	37-20
10/19	at Saints	P	W	31-24
10/29	at Steelers	P	W	20-10
11/12	49ers	P	L	3-34
11/19	Titans	P	W	34-14
11/26	at Texans	P	W	24-21
12/04	Bengals	P	L	31-34+
12/10	at Browns	P	L	27-31
12/17	Ravens	P	L	7-23
12/24	at Buccaneers	P	L	12-30
12/31	Panthers	P	W	26-0
01/07	at Titans	P	L	20-28
<b>2023 TOTALS</b>			<b>9-8</b>	

+ - Overtime





# VENTRELL MILLER | 51

**POSITION:** LINEBACKER  
**HT:** 6-0 | **WT:** 232 | **DOB:** 1-15-1999  
**COLLEGE:** FLORIDA  
**HOMETOWN:** LAKELAND, FLA.  
**ACQ:** D4-'23  
**EXP:** 2nd YEAR

ventrell\_miller  
 trell\_51

## KEY TRANSACTIONS

- Originally drafted by Jacksonville in the fourth round (127th overall) of the 2023 Draft

## PRO

### 2024 (Jaguars)

- 9/15 vs. CLE:** Recorded one tackle on defense and one tackle on special teams
- 9/8 at MIA:** Saw action on defense and special teams and posted one tackle on a punt resulting in a loss of five yards

### 2023 (Jaguars)

- Spent the season on injured reserve

## COLLEGE

- Finished his career with 240 total tackles (124 solo), 23.5 tackles for loss, 7.5 sacks, two forced fumbles, two fumble recoveries and one interception in 49 games played
- Was a two-time SEC Defensive Player of the Week in 2020
- Recorded a career-high 16 total tackles against LSU on 12/12/20

## PERSONAL

- Majored in Family, Youth and Community Sciences

### VENTRELL MILLER'S NFL REGULAR SEASON DEFENSIVE STATISTICS

DATE	TEAM	GP	TACKLES								INTERCEPTIONS					O. FUMB				ST				MISC				
			GS	TK	S	A	TFL	YDS	SK	YDS	QBH	NO	YDS	LG	TD	PD	FF	FR	TD	YDS	TK	S	A	FF	FR	S	A	
2023	Jaguars	0	0	0	0	0	0	0	0	0	0.0	0.0	0	0	0	0	0	0	0	0	0	0	0	0	0	0	0	0
2024	Jaguars	2	0	1	0	1	0	0	0	0.0	0.0	0	0	0	0	0	0	0	0	0	0	0	2	2	0	0	0	0
<b>NFL TOTALS</b>		<b>2</b>	<b>0</b>	<b>1</b>	<b>0</b>	<b>1</b>	<b>0</b>	<b>0</b>	<b>0</b>	<b>0.0</b>	<b>0.0</b>	<b>0</b>	<b>0</b>	<b>0</b>	<b>0</b>	<b>0</b>	<b>0</b>	<b>0</b>	<b>0</b>	<b>0</b>	<b>0</b>	<b>0</b>	<b>2</b>	<b>2</b>	<b>0</b>	<b>0</b>	<b>0</b>	<b>0</b>

### SINGLE-GAME HIGHS: DEFENSIVE

**Total Tackles** 1 vs. Cleveland Browns, Sep 15, 2024

### 2024 GAME-BY-GAME REGULAR-SEASON STATISTICS (JAGUARS)

DATE	OPPONENT	P/S	TACKLES								INTERCEPTIONS					O. FUMB				ST				MISC									
			TK	S	A	SK	YDS	TFL	YDS	QBH	NO	YDS	LG	TD	PD	FF	FR	TD	YDS	TK	S	A	FF	FR	S	A	W/L	SCORE					
09/08	at Dolphins	P	0	0	0	0.0	0.0	0	0	0	0	0	0	0	0	0	0	0	0	0	0	0	0	0	0	0	0	0	17-20				
09/15	Browns	P	1	0	1	0.0	0.0	0	0	0	0	0	0	0	0	0	0	0	0	0	0	0	1	1	0	0	0	0	0	0	0	L	13-18
<b>2024 TOTALS</b>		<b>2-0</b>	<b>1</b>	<b>0</b>	<b>1</b>	<b>0.0</b>	<b>0.0</b>	<b>0</b>	<b>0</b>	<b>0</b>	<b>0</b>	<b>0</b>	<b>0</b>	<b>0</b>	<b>0</b>	<b>0</b>	<b>0</b>	<b>0</b>	<b>0</b>	<b>0</b>	<b>0</b>	<b>2</b>	<b>2</b>	<b>0</b>	<b>0</b>	<b>0</b>	<b>0</b>	<b>0</b>	<b>0</b>	<b>0</b>	<b>0</b>	<b>0-2</b>	



**2023 GAME-BY-GAME REGULAR-SEASON STATISTICS (JAGUARS)**

DATE	OPPONENT	P/S	TACKLES					INTERCEPTIONS					O. FUMB				ST				MISC		W/L	SCORE											
			TK	S	A	SK	YDS	TFL	YDS	QBH	NO	YDS	LG	TD	PD	FF	FR	TD	YDS	TK	S	A			FF	FR	S	A							
09/10	at Colts																									W	31-21								
09/17	Chiefs																									L	9-17								
09/24	Texans																									L	17-37								
10/01	Falcons																									W	23-7								
10/08	at Bills																									W	25-20								
10/15	Colts																									W	37-20								
10/19	at Saints																									W	31-24								
10/29	at Steelers																									W	20-10								
11/12	49ers																									L	3-34								
11/19	Titans																									W	34-14								
11/26	at Texans																									W	24-21								
12/04	Bengals																									L	31-34+								
12/10	at Browns																									L	27-31								
12/17	Ravens																									L	7-23								
12/24	at Buccaneers																									L	12-30								
12/31	Panthers																									W	26-0								
01/07	at Titans																									L	20-28								
<b>2023 TOTALS</b>			<b>0</b>	<b>0</b>	<b>0</b>	<b>0.0</b>	<b>0.0</b>	<b>0</b>	<b>0</b>	<b>0</b>	<b>0</b>	<b>0</b>	<b>0</b>	<b>0</b>	<b>0</b>	<b>0</b>	<b>0</b>	<b>0</b>	<b>0</b>	<b>0</b>	<b>0</b>	<b>0</b>	<b>0</b>	<b>0</b>	<b>0</b>	<b>0</b>	<b>0</b>	<b>0</b>	<b>0</b>	<b>0</b>	<b>0</b>	<b>0</b>	<b>0</b>	<b>0</b>	<b>9-8</b>

+ - Overtime





# MITCH MORSE | 65

**POSITION:** OFFENSIVE LINEMAN  
**HT:** 6-6 | **WT:** 305 | **DOB:** 4-21-1992  
**COLLEGE:** MISSOURI  
**HOMETOWN:** AUSTIN, TX  
**ACQ:** FA-24  
**EXP:** 10th YEAR

 @mithenmor60  
 @mmorse61



## KEY TRANSACTIONS

- Originally drafted by New England in the second round (49th overall) in the 2015 draft
- Signed with Buffalo on 3/13/19
- Signed with Jacksonville on 3/13/24

## PRO

- Pro Bowl (2022)
- PFWA All-Rookie Team (2015)

### 2024 (Jaguars)

- **9/15 vs. CLE:** Started at center and played all 60 offensive snaps
- **9/8 at MIA:** Started at center and played all 53 offensive snaps

### 2023 (Bills)

- Nominated by the Bills for the 2023 Art Rooney Sportsmanship Award
- Earned the "Kent Hull Stand Up Guy" award by the Buffalo PFWA for his positive dealings with the media
- Started in all 17 games and both playoff contests

### 2022 (Bills)

- Was named a captain for the 2022 season
- Selected to his first career Pro Bowl
- Started in all 13 games he appeared in and both playoff contests

### 2021 (Bills)

- Started in all 17 games and both playoff contests for the Bills

### 2020 (Bills)

- Started in the 14 games he appeared in and one playoff game, missed some time due to a concussion

### 2019 (Bills)

- Started in all 16 regular season games and one playoff game and both playoff games

### 2018 (Chiefs)

- Started in all 11 games he appeared in, missed some time due to a concussion

### 2017 (Chiefs)

- Started in all seven games he appeared in and one playoff game, missed some time due to a foot injury

### 2016 (Chiefs)

- Started in all 16 games he appeared in

### 2015 (Chiefs)

- Named to the 2015 PFWA All-Rookie Team after starting at center
- Started in all 15 games he appeared in

## COLLEGE

- Played four seasons at Missouri (2011-14)
- Received SEC Academic Honor Roll honors for three consecutive seasons (2012-14)
- Was named 2011 Academic All-Big 12 first team

## PERSONAL



- Earned a degree in hospitality management with an emphasis in food and beverage at Missouri
- Competed in football, basketball, and track at St. Michael's Catholic Academy
- He and his wife, Caitlin, have a daughter Kennedy, and a son, Deacon

### MITCH MORSE'S NFL REGULAR SEASON STATISTICS

DATE	TEAM	GP	GS
2015	Chiefs	15	15
2016	Chiefs	16	16
2017	Chiefs	7	7
2018	Chiefs	11	11
2019	Bills	16	16
2020	Bills	14	14
2021	Bills	17	17
2022	Bills	13	13
2023	Bills	17	17
2024	Jaguars	2	2
<b>NFL TOTALS</b>		<b>128</b>	<b>128</b>

### MITCH MORSE'S NFL POSTSEASON STATISTICS

DATE	TEAM	GP	GS
2015	Chiefs	0	0
2016	Chiefs	1	1
2017	Chiefs	0	0
2018	Chiefs	2	2
2019	Bills	1	1
2020	Bills	3	3
2021	Bills	2	2
2022	Bills	2	2
2023	Bills	2	2
<b>NFL TOTALS</b>		<b>13</b>	<b>13</b>

### 2024 GAME-BY-GAME REGULAR-SEASON STATISTICS (JAGUARS)

DATE	OPPONENT	P/S	W/L	SCORE
09/08	at Dolphins	S	L	17-20
09/15	Browns	S	L	13-18
<b>2024 TOTALS</b>		<b>2-2</b>	<b>0-2</b>	

### 2023 GAME-BY-GAME REGULAR-SEASON STATISTICS (BILLS)

DATE	OPPONENT	P/S	W/L	SCORE
09/11	at Jets	S	L	16-22+
09/17	Raiders	S	W	38-10
09/24	at Commanders	S	W	37-3
10/01	Dolphins	S	W	48-20
10/08	Jaguars	S	L	20-25
10/15	Giants	S	W	14-9
10/22	at Patriots	S	L	25-29
10/26	Buccaneers	S	W	24-18
11/05	at Bengals	S	L	18-24
11/13	Broncos	S	L	22-24
11/19	Jets	S	W	32-6
11/26	at Eagles	S	L	34-37+
12/10	at Chiefs	S	W	20-17
12/17	Cowboys	S	W	31-10
12/23	at Chargers	S	W	24-22
12/31	Patriots	S	W	27-21
01/07	at Dolphins	S	W	21-14
<b>2023 TOTALS</b>		<b>17-17</b>	<b>11-6</b>	

+ - Overtime

### 2023 GAME-BY-GAME POSTSEASON STATISTICS (BILLS)

DATE	OPPONENT	P/S	W/L	SCORE
01/15	Steelers	S	W	31-17
01/21	Chiefs	S	L	24-27
<b>2023 TOTALS</b>		<b>2-2</b>	<b>1-1</b>	







# CHAD MUMA | 48

POSITION: LINEBACKER  
 HT: 6-3 | WT: 239 | DOB: 8-18-1999  
 COLLEGE: WYOMING  
 HOMETOWN: LONE TREE, COLO.  
 ACQ: D3-'22  
 EXP: 3rd YEAR

@chad\_muma  
 @chad\_muma

## KEY TRANSACTIONS

- Originally drafted by Jacksonville in the third round (70th overall) in the 2022 draft

## PRO

### 2024 (Jaguars)

- 9/15 vs. CLE:** Recorded one tackle on special teams
- 9/8 at MIA:** Saw action at linebacker and posted two tackles

### 2023 (Jaguars)

- Played in 17 games (two starts) and recorded 12 tackles (five solo) and two passes defended... Added three solo tackles on special teams
- 11/12 vs. S.F.:** Recorded two tackles on special teams
- 10/8 at BUF:** Started at linebacker and recorded three solo tackles... Posted one tackle on special teams
- 10/1 vs. ATL:** Started at linebacker and posted a season-high seven tackles (three solo) and two passes defended

### 2022 (Jaguars)

- Saw action in 16 regular season games with two and both postseason games... In the regular season, he posted 37 tackles (22 solo), three tackles for loss, three quarterback hits, 1.5 sacks and one pass defended... On special teams, he posted nine tackles (five solo)... In the postseason he posted three solo tackles
- 1/7 vs. TEN:** Saw action at linebacker and on special teams and posted seven tackles (five solo), including one tackle for loss
- 12/4 at DET:** Started at linebacker and posted 11 tackles (seven solo) and 1.5 sack
- 11/27 vs. BAL:** Made his first career start at linebacker and played all 72 defensive snaps and 9 special teams snaps... Muma recorded a career-high in tackles (9) and solo tackles (4)

## COLLEGE

- Named 2021 Second-Team All-American by both the Walter Camp Football Foundation and Pro Football Focus (PFF)
- 2021 Third-Team All-America selection by Associated Press
- One of only six national finalists for this year's Butkus Award, honoring the nation's best linebacker, and he was one of 18 national semifinalists for the Chuck Bednarik Award, recognizing the nation's outstanding defensive player
- Ranked No. 3 in the nation in solo tackles (6.5 per game) and ranked No. 4 in the nation in total tackles (10.9 per game) for the 2021 season
- Tied for No. 2 in the nation in interceptions returned for touchdowns, with two "Pick Sixes" on the year
- Credited with 142 tackles for the 2021 season, which ranks as the fourth best single-season total in school history
- Tallied 267 career total tackles
- Elected a team captain as both a junior and senior at Wyoming

## PERSONAL

- He and his wife Alyssa were married in the summer of 2024
- Nearing completion of his bachelor's degree in mechanical engineering
- Named to the National Football Foundation Hampshire Honor Society in 2022
- Earned Academic All-Mountain West Conference honors four consecutive years
- The son of former Wyoming Cowboy Ty Muma, who lettered for the Cowboys in 1990 and '91

## CHAD MUMA'S NFL REGULAR SEASON DEFENSIVE STATISTICS

DATE	TEAM	GP	TACKLES								INTERCEPTIONS						O. FUMB				ST				MISC		
			GS	TK	S	A	TFL	YDS	SK	YDS	QBH	NO	YDS	LG	TD	PD	FF	FR	TD	YDS	TK	S	A	FF	FR	S	A
2022	Jaguars	16	2	37	22	15	3	4	1.5	2.0	3	0	0	0	0	1	0	0	0	0	9	5	4	0	0	0	0
2023	Jaguars	17	2	12	5	7	0	0	0.0	0.0	0	0	0	0	2	0	0	0	0	0	3	3	0	0	0	0	0
2024	Jaguars	2	0	2	0	2	0	0	0.0	0.0	0	0	0	0	0	0	0	0	0	0	1	0	1	0	0	0	0
<b>NFL TOTALS</b>		<b>35</b>	<b>4</b>	<b>51</b>	<b>27</b>	<b>24</b>	<b>3</b>	<b>4</b>	<b>1.5</b>	<b>2.0</b>	<b>3</b>	<b>0</b>	<b>0</b>	<b>0</b>	<b>0</b>	<b>3</b>	<b>0</b>	<b>0</b>	<b>0</b>	<b>0</b>	<b>13</b>	<b>8</b>	<b>5</b>	<b>0</b>	<b>0</b>	<b>0</b>	<b>0</b>



**CHAD MUMA'S NFL POSTSEASON DEFENSIVE STATISTICS**

DATE	TEAM	GP	TACKLES										INTERCEPTIONS					O. FUMB				ST				MISC	
			GS	TK	S	A	TFL	YDS	SK	YDS	QBH	NO	YDS	LG	TD	PD	FF	FR	TD	YDS	TK	S	A	FF	FR	S	A
2022	Jaguars	2	0	3	3	0	0	0	0.0	0.0	0	0	0	0	0	0	0	0	0	0	0	0	0	0	0	0	0
<b>NFL TOTALS</b>		<b>2</b>	<b>0</b>	<b>3</b>	<b>3</b>	<b>0</b>	<b>0</b>	<b>0</b>	<b>0.0</b>	<b>0.0</b>	<b>0</b>	<b>0</b>	<b>0</b>	<b>0</b>	<b>0</b>	<b>0</b>	<b>0</b>	<b>0</b>	<b>0</b>	<b>0</b>	<b>0</b>	<b>0</b>	<b>0</b>	<b>0</b>	<b>0</b>	<b>0</b>	

**SINGLE-GAME HIGHS: DEFENSIVE**

<b>Total Tackles</b>	11 at Detroit Lions, Dec 04, 2022 9 vs. Baltimore Ravens, Nov 27, 2022	<b>Passes Defensed</b>	2 vs. Atlanta Falcons, Oct 01, 2023 1 vs. Las Vegas Raiders, Nov 06, 2022
<b>Solo Tackles</b>	7 at Detroit Lions, Dec 04, 2022 5 vs. Tennessee Titans, Jan 07, 2023	<b>Tackles For Loss</b>	2 at Detroit Lions, Dec 04, 2022
<b>Sacks</b>	1.5 at Detroit Lions, Dec 04, 2022	<b>Special Teams Tackles</b>	3 vs. Indianapolis Colts, Sep 18, 2022 2 vs. San Francisco 49ers, Nov 12, 2023 ...1 more at 2.

**SINGLE-GAME HIGHS - POSTSEASON: DEFENSIVE**

<b>Total Tackles</b>	3 vs. Los Angeles Chargers, Jan 14, 2023	<b>Solo Tackles</b>	3 vs. Los Angeles Chargers, Jan 14, 2023
----------------------	--	---------------------	--

**2024 GAME-BY-GAME REGULAR-SEASON STATISTICS (JAGUARS)**

DATE	OPPONENT	P/S	TACKLES										INTERCEPTIONS					O. FUMB				ST				MISC	
			TK	S	A	SK	YDS	TFL	YDS	QBH	NO	YDS	LG	TD	PD	FF	FR	TD	YDS	TK	S	A	FF	FR	S	A	W/L
09/08	at Dolphins	P	2	0	2	0.0	0.0	0	0	0	0	0	0	0	0	0	0	0	0	0	0	0	0	0	0	L	17-20
09/15	Browns	P	0	0	0	0.0	0.0	0	0	0	0	0	0	0	0	0	0	0	1	0	1	0	0	0	0	L	13-18
<b>2024 TOTALS</b>		<b>2-0</b>	<b>2</b>	<b>0</b>	<b>2</b>	<b>0.0</b>	<b>0.0</b>	<b>0</b>	<b>0</b>	<b>0</b>	<b>0</b>	<b>0</b>	<b>0</b>	<b>0</b>	<b>0</b>	<b>0</b>	<b>0</b>	<b>0</b>	<b>1</b>	<b>0</b>	<b>1</b>	<b>0</b>	<b>0</b>	<b>0</b>	<b>0</b>	<b>0-2</b>	

**2023 GAME-BY-GAME REGULAR-SEASON STATISTICS (JAGUARS)**

DATE	OPPONENT	P/S	TACKLES										INTERCEPTIONS					O. FUMB				ST				MISC	
			TK	S	A	SK	YDS	TFL	YDS	QBH	NO	YDS	LG	TD	PD	FF	FR	TD	YDS	TK	S	A	FF	FR	S	A	W/L
09/10	at Colts	P	0	0	0	0.0	0.0	0	0	0	0	0	0	0	0	0	0	0	0	0	0	0	0	0	0	W	31-21
09/17	Chiefs	P	0	0	0	0.0	0.0	0	0	0	0	0	0	0	0	0	0	0	0	0	0	0	0	0	0	L	9-17
09/24	Texans	P	2	0	2	0.0	0.0	0	0	0	0	0	0	0	0	0	0	0	0	0	0	0	0	0	0	L	17-37
10/01	Falcons	S	7	3	4	0.0	0.0	0	0	0	0	0	0	2	0	0	0	0	0	0	0	0	0	0	0	W	23-7
10/08	at Bills	S	3	2	1	0.0	0.0	0	0	0	0	0	0	0	0	0	0	0	1	1	0	0	0	0	0	W	25-20
10/15	Colts	P	0	0	0	0.0	0.0	0	0	0	0	0	0	0	0	0	0	0	0	0	0	0	0	0	0	W	37-20
10/19	at Saints	P	0	0	0	0.0	0.0	0	0	0	0	0	0	0	0	0	0	0	0	0	0	0	0	0	0	W	31-24
10/29	at Steelers	P	0	0	0	0.0	0.0	0	0	0	0	0	0	0	0	0	0	0	0	0	0	0	0	0	0	W	20-10
11/12	49ers	P	0	0	0	0.0	0.0	0	0	0	0	0	0	0	0	0	0	0	2	2	0	0	0	0	0	L	3-34
11/19	Titans	P	0	0	0	0.0	0.0	0	0	0	0	0	0	0	0	0	0	0	0	0	0	0	0	0	0	W	34-14
11/26	at Texans	P	0	0	0	0.0	0.0	0	0	0	0	0	0	0	0	0	0	0	0	0	0	0	0	0	0	W	24-21
12/04	Bengals	P	0	0	0	0.0	0.0	0	0	0	0	0	0	0	0	0	0	0	0	0	0	0	0	0	0	L	31-34+
12/10	at Browns	P	0	0	0	0.0	0.0	0	0	0	0	0	0	0	0	0	0	0	0	0	0	0	0	0	0	L	27-31
12/17	Ravens	P	0	0	0	0.0	0.0	0	0	0	0	0	0	0	0	0	0	0	0	0	0	0	0	0	0	L	7-23
12/24	at Buccaneers	P	0	0	0	0.0	0.0	0	0	0	0	0	0	0	0	0	0	0	0	0	0	0	0	0	0	L	12-30
12/31	Panthers	P	0	0	0	0.0	0.0	0	0	0	0	0	0	0	0	0	0	0	0	0	0	0	0	0	0	W	26-0
01/07	at Titans	P	0	0	0	0.0	0.0	0	0	0	0	0	0	0	0	0	0	0	0	0	0	0	0	0	0	L	20-28
<b>2023 TOTALS</b>		<b>17-2</b>	<b>12</b>	<b>5</b>	<b>7</b>	<b>0.0</b>	<b>0.0</b>	<b>0</b>	<b>0</b>	<b>0</b>	<b>0</b>	<b>0</b>	<b>0</b>	<b>2</b>	<b>0</b>	<b>0</b>	<b>0</b>	<b>0</b>	<b>3</b>	<b>3</b>	<b>0</b>	<b>0</b>	<b>0</b>	<b>0</b>	<b>0</b>	<b>9-8</b>	

+ - Overtime





# FOYESADE OLUOKUN | 23

POSITION: LINEBACKER

HT: 6-2 | WT: 230 | DOB: 8-2-1995

COLLEGE: YALE

HOMETOWN: ST. LOUIS, MO.

ACQ: UFA (ATL)-'22

EXP: 7th YEAR

 @foyelicious

 @foyelicious

## KEY TRANSACTIONS

- Originally drafted by Atlanta in the sixth round (200th overall) of the 2018 draft
- Signed by Jacksonville as an unrestricted free agent on 3/16/22
- Signed a contract extension with Jacksonville on 3/29/24

## PRO

### 2024 (Jaguars)

- Voted a captain for the 2024 season
- **9/8 at MIA:** Started at linebacker and led the Jaguars with 11 total tackles (eight solo), one tackle for loss and one pass defended... This game marked his 67th consecutive game with at least four tackles... He currently holds the longest active streak in the NFL and ties LB Luke Keuchly for the fourth-longest streak since 2000
- **9/15 vs. CLE:** Recorded eight tackles (three solo), one tackle for loss, one quarterback hit and 1.0 sack for a loss of nine yards... Notched his 34th-straight game with at least six tackles dating back to Week 3 of 2022, the third-longest streak in NFL history behind LB Lavonte David (35 games, 2012-14) and LB Zach Thomas (38 games, 2002-04)... Played in his 100th career game

### 2023 (Jaguars)

- Voted a captain for the 2023 season
- Started all 17 games and recorded 173 tackles (111 solo), 10 quarterback hits, eight tackles for loss, six passes defended, three fumble recoveries, one forced fumble and one interception he returned 24 yards for a touchdown... His 173 total tackles ranked fourth in the NFL
- **12/24 at T.B.:** Posted 12 total tackles (seven solo) and one quarterback hit... Became the fifth player in the NFL since 2000 to record three consecutive seasons with at least 150 tackles... Reached 500-career solo tackles
- **11/12 vs. S.F.:** Posted 2.0 sacks for a nine-yard loss, marking a single-game career-high sacks
- **10/19 at N.O.:** Posted 14 total tackles (nine solo), two passes defended and a 24-yard interception resulting in a touchdown for the first time in his career
- **10/15 vs. IND:** Recorded 15 total tackles (10 solo), two passes defended and one tackle for loss... Tied the most tackles in a single game against the Colts in team history

### 2022 (Jaguars)

- Voted a captain for the 2022 season
- Started all 17 games and both postseason games... In the regular season, he led the NFL with 184 tackles (128 solo), 12 tackles for loss, five passes defended, 2.0 sacks, two forced fumbles and two fumble recoveries... In the postseason he posted 27 tackles (12 solo) and two quarterback hits... Oluokun's 184 single-season total tackles and 128 solo tackles are the most in franchise history
- **1/7 vs. TEN:** Started at linebacker and recorded a team-leading 13 tackles (eight solo), 1.0 sack and one pass defended
- **12/22 at NYJ:** Started at linebacker and recorded six tackles (three solo), one QB hit, two passes defended and two forced fumbles
- **12/18 vs. DAL:** Started at linebacker and recorded 14 tackles (9 solo), including one tackle for loss... Oluokun surpassed 600 career tackles in the game
- **11/27 vs. BAL:** Recorded a career-high 18 tackles (13 solo)... Oluokun's 18 tackles tied for the third-most single-game tackles in the 2022 season and were the most by any Jaguars player since LB Paul Posluszny recorded 18 in 2015

### 2021 (Falcons)

- Started all 17 games totaling 192 total tackles (102 solo), four tackles for loss, seven quarterback hits, one forced fumble, 2.0 sacks, three interceptions and six passes defended
- In 2021, led the NFL in tackles (192) and also set new single-season career highs in passes defended (six), interceptions (three)
- **9/26 at NYG:** Matched his career-high with 14 total tackles (nine solo), one tackle for loss and one quarterback hit in Week 3 vs. the New York Giants

### 2020 (Falcons)

- Set single-season career-highs in sacks (3.0), forced fumbles (four) and quarterback hits (nine) in 15 games with 15 starts in 2020
- **11/8 vs. DEN:** Recorded 10 tackles and 1.0 sack

### 2019 (Falcons)

- Recorded 56 tackles (32 solo), two tackles for loss and six special teams tackles in 16 games in 2019



## 2018 (Falcons)

- During rookie campaign, played in 16 games with seven starts, tallying 89 tackles (50 solo), two tackles for loss, two QB hits, one pass defended and one special teams tackle

## COLLEGE

- Played in 42 total games for the Bulldogs and tallied 271 total tackles, 13.5 tackles for loss and four interceptions
- Made 75 total stops in 2016, earning Ivy League Honor Roll in games against Cornell and Princeton
- Played in just three games before suffering an injury in 2015. Blocked two FG attempts with eight tackles and two pass breakups
- Earned second-team All-Ivy League honors after playing in all 10 games and tallying a team-high 79 total tackles (36 solo) with two interceptions, one blocked kick, two pass breakups and 1.5 tackles for a loss in 2014
- Named a second-team All-Ivy League performer after starting all 10 games during his freshman season... Received Yale's Charles Loftus Award for the most valuable freshman, posting 59 tackles, one tackle for loss and four pass breakups

## PERSONAL

- Traveled to Bristol, Manchester and Dublin during the 2024 UK player tour
- Named all-league, all-district and first-team all-state during his senior year at Johns Burroughs High School
- Earned eight varsity letters between football and basketball and was a team captain, all-league and all-district in basketball
- Played high school football with Dallas Cowboys running back Ezekiel Elliott
- In 2019, he served as a celebrity chef at a March of Dimes fundraiser at the College Football Hall of Fame
- <https://www.foyeoluokun.com/> (Has his own clothing line and website)

### FOYESADE OLUOKUN'S NFL REGULAR SEASON DEFENSIVE STATISTICS

DATE	TEAM	GP	GS	TACKLES							INTERCEPTIONS						O. FUMB				ST				MISC		
				TK	S	A	TFL	YDS	SK	YDS	QBH	NO	YDS	LG	TD	PD	FF	FR	TD	YDS	TK	S	A	FF	FR	S	A
2018	Falcons	16	7	89	55	34	2	4	0.0	0.0	2	0	0	0	0	1	1	0	0	0	2	1	1	0	0	0	0
2019	Falcons	16	3	56	32	24	2	3	0.0	0.0	0	0	0	0	0	0	1	0	0	0	6	4	2	0	0	0	0
2020	Falcons	15	15	117	78	39	4	18	3.0	19.0	9	2	65	51	0	4	4	1	0	0	0	0	0	0	0	0	0
2021	Falcons	17	17	192	102	90	4	19	2.0	14.0	7	3	80	56	0	6	1	0	0	0	0	0	0	0	0	0	0
2022	Jaguars	17	17	184	128	56	12	26	2.0	12.0	9	0	0	0	0	5	2	2	0	0	0	0	0	0	0	0	0
2023	Jaguars	17	17	173	111	62	8	21	2.5	13.0	10	1	24	24t	1	6	1	3	0	0	0	0	0	0	0	0	0
2024	Jaguars	2	2	19	12	7	3	11	1.0	9.0	1	0	0	0	0	1	0	0	0	0	0	0	0	0	0	0	0
<b>NFL TOTALS</b>		<b>100</b>	<b>78</b>	<b>830</b>	<b>518</b>	<b>312</b>	<b>35</b>	<b>102</b>	<b>10.5</b>	<b>67.0</b>	<b>38</b>	<b>6</b>	<b>169</b>	<b>56</b>	<b>1</b>	<b>23</b>	<b>10</b>	<b>6</b>	<b>0</b>	<b>0</b>	<b>8</b>	<b>5</b>	<b>3</b>	<b>0</b>	<b>0</b>	<b>0</b>	<b>0</b>

### FOYESADE OLUOKUN'S NFL POSTSEASON DEFENSIVE STATISTICS

DATE	TEAM	GP	GS	TACKLES							INTERCEPTIONS						O. FUMB				ST				MISC		
				TK	S	A	TFL	YDS	SK	YDS	QBH	NO	YDS	LG	TD	PD	FF	FR	TD	YDS	TK	S	A	FF	FR	S	A
2022	Jaguars	2	2	27	12	15	0	0	0.0	0.0	2	0	0	0	0	0	0	0	0	0	0	0	0	0	0	0	0
<b>NFL TOTALS</b>		<b>2</b>	<b>2</b>	<b>27</b>	<b>12</b>	<b>15</b>	<b>0</b>	<b>0</b>	<b>0.0</b>	<b>0.0</b>	<b>2</b>	<b>0</b>	<b>0</b>	<b>0</b>	<b>0</b>	<b>0</b>	<b>0</b>	<b>0</b>	<b>0</b>	<b>0</b>	<b>0</b>	<b>0</b>	<b>0</b>	<b>0</b>	<b>0</b>	<b>0</b>	<b>0</b>

### SINGLE-GAME HIGHS: DEFENSIVE

<b>Total Tackles</b>	18 vs. Baltimore Ravens, Nov 27, 2022 16 at Philadelphia Eagles, Oct 02, 2022 ...1 more at 16.	<b>Fumble Recoveries</b>	1 vs. Tennessee Titans, Nov 19, 2023 1 vs. Atlanta Falcons, Oct 01, 2023 ...4 more at 1.
<b>Solo Tackles</b>	13 vs. Baltimore Ravens, Nov 27, 2022 12 at Philadelphia Eagles, Oct 02, 2022 ...1 more at 12.	<b>Tackles For Loss</b>	3 vs. San Francisco 49ers, Nov 12, 2023 3 vs. Atlanta Falcons, Oct 01, 2023 ...2 more at 3.
<b>Sacks</b>	2.0 vs. San Francisco 49ers, Nov 12, 2023 1.0 vs. Cleveland Browns, Sep 15, 2024 ...7 more at 1.0.	<b>Interceptions</b>	1 at New Orleans Saints, Oct 19, 2023 1 at Buffalo Bills, Jan 02, 2022 ...4 more at 1.
<b>Passes Defensed</b>	2 at New Orleans Saints, Oct 19, 2023 2 vs. Indianapolis Colts, Oct 15, 2023 ...2 more at 2.	<b>Interception Return Yards</b>	56 at Miami Dolphins, Oct 24, 2021 51 at Kansas City Chiefs, Dec 27, 2020
<b>Forced Fumbles</b>	3 at Dallas Cowboys, Sep 20, 2020 2 at New York Jets, Dec 22, 2022	<b>Special Teams Tackles</b>	2 vs. Los Angeles Rams, Oct 20, 2019 1 vs. Carolina Panthers, Dec 08, 2019 ...5 more at 1.

### SINGLE-GAME HIGHS - POSTSEASON: DEFENSIVE

<b>Total Tackles</b>	14 at Kansas City Chiefs, Jan 21, 2023 13 vs. Los Angeles Chargers, Jan 14, 2023	<b>Solo Tackles</b>	8 vs. Los Angeles Chargers, Jan 14, 2023 4 at Kansas City Chiefs, Jan 21, 2023
----------------------	---	---------------------	---



**2024 GAME-BY-GAME REGULAR-SEASON STATISTICS (JAGUARS)**

DATE	OPPONENT	P/S	TACKLES							INTERCEPTIONS					O. FUMB				ST				MISC			SCORE		
			TK	S	A	SK	YDS	TFL	YDS	QBH	NO	YDS	LG	TD	PD	FF	FR	TD	YDS	TK	S	A	FF	FR	S		A	W/L
09/08	at Dolphins	S	11	9	2	0.0	0.0	2	2	0	0	0	0	0	1	0	0	0	0	0	0	0	0	0	0	0	L	17-20
09/15	Browns	S	8	3	5	1.0	9.0	1	9	1	0	0	0	0	0	0	0	0	0	0	0	0	0	0	0	L	13-18	
<b>2024 TOTALS</b>		<b>2-2</b>	<b>19</b>	<b>12</b>	<b>7</b>	<b>1.0</b>	<b>9.0</b>	<b>3</b>	<b>11</b>	<b>1</b>	<b>0</b>	<b>0</b>	<b>0</b>	<b>0</b>	<b>1</b>	<b>0</b>	<b>0</b>	<b>0</b>	<b>0</b>	<b>0</b>	<b>0</b>	<b>0</b>	<b>0</b>	<b>0</b>	<b>0</b>	<b>0</b>	<b>0-2</b>	

**2023 GAME-BY-GAME REGULAR-SEASON STATISTICS (JAGUARS)**

DATE	OPPONENT	P/S	TACKLES							INTERCEPTIONS					O. FUMB				ST				MISC			SCORE		
			TK	S	A	SK	YDS	TFL	YDS	QBH	NO	YDS	LG	TD	PD	FF	FR	TD	YDS	TK	S	A	FF	FR	S		A	W/L
09/10	at Colts	S	13	8	5	0.0	0.0	0	0	1	0	0	0	0	1	0	0	0	0	0	0	0	0	0	0	0	W	31-21
09/17	Chiefs	S	10	6	4	0.0	0.0	0	0	0	0	0	0	0	0	0	1	0	0	0	0	0	0	0	0	L	9-17	
09/24	Texans	S	14	8	6	0.0	0.0	0	0	0	0	0	0	0	0	0	0	0	0	0	0	0	0	0	0	L	17-37	
10/01	Falcons	S	9	8	1	0.0	0.0	3	9	0	0	0	0	0	0	0	1	0	0	0	0	0	0	0	0	W	23-7	
10/08	at Bills	S	6	4	2	0.0	0.0	0	0	1	0	0	0	0	0	0	0	0	0	0	0	0	0	0	0	W	25-20	
10/15	Colts	S	15	10	5	0.0	0.0	1	1	0	0	0	0	0	2	0	0	0	0	0	0	0	0	0	0	W	37-20	
10/19	at Saints	S	14	9	5	0.0	0.0	0	0	0	1	24	24	1	2	0	0	0	0	0	0	0	0	0	0	W	31-24	
10/29	at Steelers	S	11	9	2	0.0	0.0	0	0	1	0	0	0	0	0	1	0	0	0	0	0	0	0	0	0	W	20-10	
11/12	49ers	S	9	6	3	2.0	9.0	3	11	2	0	0	0	0	0	0	0	0	0	0	0	0	0	0	0	L	3-34	
11/19	Titans	S	6	1	5	0.5	4.0	0	0	1	0	0	0	0	0	0	1	0	0	0	0	0	0	0	0	W	34-14	
11/26	at Texans	S	11	8	3	0.0	0.0	0	0	0	0	0	0	0	0	0	0	0	0	0	0	0	0	0	0	W	24-21	
12/04	Bengals	S	13	8	5	0.0	0.0	0	0	1	0	0	0	0	0	0	0	0	0	0	0	0	0	0	0	L	31-34+	
12/10	at Browns	S	7	5	2	0.0	0.0	1	0	0	0	0	0	0	0	0	0	0	0	0	0	0	0	0	0	L	27-31	
12/17	Ravens	S	10	8	2	0.0	0.0	0	0	1	0	0	0	0	0	0	0	0	0	0	0	0	0	0	0	L	7-23	
12/24	at Buccaneers	S	12	7	5	0.0	0.0	0	0	1	0	0	0	0	0	0	0	0	0	0	0	0	0	0	0	L	12-30	
12/31	Panthers	S	6	3	3	0.0	0.0	0	0	1	0	0	0	0	1	0	0	0	0	0	0	0	0	0	0	W	26-0	
01/07	at Titans	S	7	3	4	0.0	0.0	0	0	0	0	0	0	0	0	0	0	0	0	0	0	0	0	0	0	L	20-28	
<b>2023 TOTALS</b>		<b>17-17</b>	<b>173</b>	<b>111</b>	<b>62</b>	<b>2.5</b>	<b>13.0</b>	<b>8</b>	<b>21</b>	<b>10</b>	<b>1</b>	<b>24</b>	<b>24T</b>	<b>1</b>	<b>6</b>	<b>1</b>	<b>3</b>	<b>0</b>	<b>0</b>	<b>0</b>	<b>0</b>	<b>0</b>	<b>0</b>	<b>0</b>	<b>0</b>	<b>9-8</b>		

+ - Overtime







# ESEZI OTOMEWO | 90

**POSITION:** DEFENSIVE TACKLE  
**HT:** 6-5 | **WT:** 282 | **DOB:** 3-9-1999  
**COLLEGE:** MINNESOTA  
**HOMETOWN:** INDIANAPOLIS, IND.  
**ACQ:** FA'-23  
**EXP:** 3rd YEAR

@EzeziOtomewo  
 @esezi

## KEY TRANSACTIONS

- Originally drafted by Minnesota in the fifth round (165th overall) of the 2022 draft
- Signed to Jacksonville's practice squad on 8/31/23

## PRO

### 2024 (Jaguars)

- 9/15 vs. CLE:** Saw action at defensive tackle and recorded two tackles

### 2023 (Jaguars)

- Spent the season on the practice squad

### 2022 (Vikings)

- Appeared in five games and recorded five tackles

## COLLEGE

- Played three seasons at the University of Minnesota (2018-21)
- Started all 13 games in 2021, tallying 30 tackles, 4.5 tackles for loss, 3.0 sacks and one safety
- Played in seven games in 2020, totaling 15 tackles and one sack at Illinois
- Appeared in all 13 games in 2019, making 22 tackles, 5.0 tackles for loss and 2.5 sacks

## PERSONAL

- Attended Red Lion Christian High School in Bear, Del.
- Played high school football with Bengals RB Chris Evans
- Has three sisters, one full and two half sisters
- Business and marketing major

## ESEZI OTOMEWO'S NFL REGULAR SEASON DEFENSIVE STATISTICS

DATE	TEAM	GP	TACKLES							INTERCEPTIONS							O. FUMB				ST				MISC		
			GS	TK	S	A	TFL	YDS	SK	YDS	QBH	NO	YDS	LG	TD	PD	FF	FR	TD	YDS	TK	S	A	FF	FR	S	A
2022	Vikings	5	0	5	3	2	1	1	0.0	0.0	0	0	0	0	0	0	0	0	0	0	0	0	0	0	0	0	0
2023	Jaguars	0	0	0	0	0	0	0	0.0	0.0	0	0	0	0	0	0	0	0	0	0	0	0	0	0	0	0	
2024	Jaguars	1	0	2	0	2	0	0	0.0	0.0	0	0	0	0	0	0	0	0	0	0	0	0	0	0	0	0	
<b>NFL TOTALS</b>		<b>6</b>	<b>0</b>	<b>7</b>	<b>3</b>	<b>4</b>	<b>1</b>	<b>1</b>	<b>0.0</b>	<b>0.0</b>	<b>0</b>	<b>0</b>	<b>0</b>	<b>0</b>	<b>0</b>	<b>0</b>	<b>0</b>	<b>0</b>	<b>0</b>	<b>0</b>	<b>0</b>	<b>0</b>	<b>0</b>	<b>0</b>	<b>0</b>	<b>0</b>	

## ESEZI OTOMEWO'S NFL POSTSEASON DEFENSIVE STATISTICS

DATE	TEAM	GP	TACKLES							INTERCEPTIONS							O. FUMB				ST				MISC	
			GS	TK	S	A	TFL	YDS	SK	YDS	QBH	NO	YDS	LG	TD	PD	FF	FR	TD	YDS	TK	S	A	FF	FR	S
2022	Vikings	0	0	0	0	0	0	0	0.0	0.0	0	0	0	0	0	0	0	0	0	0	0	0	0	0	0	0
<b>NFL TOTALS</b>		<b>0</b>	<b>0</b>	<b>0</b>	<b>0</b>	<b>0</b>	<b>0</b>	<b>0</b>	<b>0.0</b>	<b>0.0</b>	<b>0</b>	<b>0</b>	<b>0</b>	<b>0</b>	<b>0</b>	<b>0</b>	<b>0</b>	<b>0</b>	<b>0</b>	<b>0</b>	<b>0</b>	<b>0</b>	<b>0</b>	<b>0</b>	<b>0</b>	<b>0</b>

## SINGLE-GAME HIGHS: DEFENSIVE

**Total Tackles** 2 vs. Cleveland Browns, Sep 15, 2024  
 1 at Chicago Bears, Jan 08, 2023  
 ...4 more at 1.

**Solo Tackles** 1 at Chicago Bears, Jan 08, 2023  
 1 vs. New York Giants, Dec 24, 2022  
 ...1 more at 1.



**2024 GAME-BY-GAME REGULAR-SEASON STATISTICS (JAGUARS)**

DATE	OPPONENT	P/S	TACKLES							INTERCEPTIONS					O. FUMB				ST				MISC		SCORE		
			TK	S	A	SK	YDS	TFL	YDS	QBH	NO	YDS	LG	TD	PD	FF	FR	TD	YDS	TK	S	A	FF	FR		S	A
09/08	at Dolphins		ON INACTIVE LIST																							L	17-20
09/15	Browns	P	2	0	2	0.0	0.0	0	0	0	0	0	0	0	0	0	0	0	0	0	0	0	0	0	0	L	13-18
<b>2024 TOTALS</b>		<b>1-0</b>	<b>2</b>	<b>0</b>	<b>2</b>	<b>0.0</b>	<b>0.0</b>	<b>0</b>	<b>0</b>	<b>0</b>	<b>0</b>	<b>0</b>	<b>0</b>	<b>0</b>	<b>0</b>	<b>0</b>	<b>0</b>	<b>0</b>	<b>0</b>	<b>0</b>	<b>0</b>	<b>0</b>	<b>0</b>	<b>0</b>	<b>0</b>	<b>0-2</b>	

**2023 GAME-BY-GAME REGULAR-SEASON STATISTICS (JAGUARS)**

DATE	OPPONENT	P/S	TACKLES							INTERCEPTIONS					O. FUMB				ST				MISC		SCORE		
			TK	S	A	SK	YDS	TFL	YDS	QBH	NO	YDS	LG	TD	PD	FF	FR	TD	YDS	TK	S	A	FF	FR		S	A
09/10	at Colts		PRACTICE SQUAD																							W	31-21
09/17	Chiefs		PRACTICE SQUAD																							L	9-17
09/24	Texans		PRACTICE SQUAD																							L	17-37
10/01	Falcons		PRACTICE SQUAD																							W	23-7
10/08	at Bills		PRACTICE SQUAD																							W	25-20
10/15	Colts		PRACTICE SQUAD																							W	37-20
10/19	at Saints		PRACTICE SQUAD																							W	31-24
10/29	at Steelers		PRACTICE SQUAD																							W	20-10
11/12	49ers		PRACTICE SQUAD																							L	3-34
11/19	Titans		PRACTICE SQUAD																							W	34-14
11/26	at Texans		PRACTICE SQUAD																							W	24-21
12/04	Bengals		PRACTICE SQUAD																							L	31-34+
12/10	at Browns		PRACTICE SQUAD																							L	27-31
12/17	Ravens		PRACTICE SQUAD																							L	7-23
12/24	at Buccaneers		PRACTICE SQUAD																							L	12-30
12/31	Panthers		PRACTICE SQUAD																							W	26-0
01/07	at Titans		PRACTICE SQUAD																							L	20-28
<b>2023 TOTALS</b>			<b>0</b>	<b>0</b>	<b>0</b>	<b>0.0</b>	<b>0.0</b>	<b>0</b>	<b>0</b>	<b>0</b>	<b>0</b>	<b>0</b>	<b>0</b>	<b>0</b>	<b>0</b>	<b>0</b>	<b>0</b>	<b>0</b>	<b>0</b>	<b>0</b>	<b>0</b>	<b>0</b>	<b>0</b>	<b>0</b>	<b>0</b>	<b>0</b>	<b>9-8</b>

+ - Overtime





# DE'ANTRE PRINCE | 24

**POSITION:** CORNERBACK  
**HT:** 6-0 | **WT:** 183 | **DOB:** 10-12-2000  
**COLLEGE:** MISSISSIPPI  
**HOMETOWN:** CHARLESTON, MISS.  
**ACQ:** D5-'24  
**EXP:** R

## KEY TRANSACTIONS

- Originally drafted by Jacksonville in the fifth round (153rd overall) in the 2024 draft

## Jaguars (2024)

- 9/15 vs. CLE:** Saw action at cornerback in his NFL debut and recorded one tackle

## COLLEGE

- Participated in the 2024 East-West Bowl
- Appeared in 51 games and recorded 146 tackles (101 solo), six interceptions, six tackles for loss and 1.0 sack for Mississippi

## PERSONAL

- Son of Jackie Prince and Brandon Brown
- Majored in Multi-disciplinary studies

### DE'ANTRE PRINCE'S NFL REGULAR SEASON DEFENSIVE STATISTICS

DATE	TEAM	GP	TACKLES							INTERCEPTIONS							O. FUMB				ST				MISC			
			GS	TK	S	A	TFL	YDS	SK	YDS	QBH	NO	YDS	LG	TD	PD	FF	FR	TD	YDS	TK	S	A	FF	FR	S	A	
2024	Jaguars	1	0	1	0	1	0	0	0	0.0	0.0	0	0	0	0	0	0	0	0	0	0	0	0	0	0	0	0	0
<b>NFL TOTALS</b>		<b>1</b>	<b>0</b>	<b>1</b>	<b>0</b>	<b>1</b>	<b>0</b>	<b>0</b>	<b>0.0</b>	<b>0.0</b>	<b>0</b>	<b>0</b>	<b>0</b>	<b>0</b>	<b>0</b>	<b>0</b>	<b>0</b>	<b>0</b>	<b>0</b>	<b>0</b>	<b>0</b>	<b>0</b>	<b>0</b>	<b>0</b>	<b>0</b>	<b>0</b>	<b>0</b>	

### 2024 GAME-BY-GAME REGULAR-SEASON STATISTICS (JAGUARS)

DATE	OPPONENT	P/S	TACKLES							INTERCEPTIONS							O. FUMB				ST				W/L	SCORE						
			TK	S	A	SK	YDS	TFL	YDS	QBH	NO	YDS	LG	TD	PD	FF	FR	TD	YDS	TK	S	A	FF	FR			S	A				
09/08	at Dolphins		DID NOT PLAY (NON-INJURY)																												L	17-20
09/15	Browns	P	1	0	1	0.0	0.0	0	0	0	0	0	0	0	0	0	0	0	0	0	0	0	0	0	0	0	0	0	L	13-18		
<b>2024 TOTALS</b>		<b>1-0</b>	<b>1</b>	<b>0</b>	<b>1</b>	<b>0.0</b>	<b>0.0</b>	<b>0</b>	<b>0</b>	<b>0</b>	<b>0</b>	<b>0</b>	<b>0</b>	<b>0</b>	<b>0</b>	<b>0</b>	<b>0</b>	<b>0</b>	<b>0</b>	<b>0</b>	<b>0</b>	<b>0</b>	<b>0</b>	<b>0</b>	<b>0</b>	<b>0</b>	<b>0</b>	<b>0-2</b>				

### DE'ANTRE PRINCE'S COLLEGE DEFENSIVE STATISTICS

DATE	TEAM	GP	TACKLES							INTERCEPTIONS							O. FUMB				ST				MISC			
			GS	TK	S	A	TFL	YDS	SK	YDS	QBH	NO	YDS	LG	TD	PD	FF	FR	TD	YDS	TK	S	A	FF	FR	S	A	
2019	Ole Miss	12	4	25	18	7	0.0	0.0	0.0	0.0	0	2	21	21	0	2	0	0	0	0	0	0	0	0	0	0	0	0
2021	Ole Miss	13	7	45	33	12	0.0	0.0	0.0	0.0	0	2	15	15	0	3	1	0	0	0	0	0	0	0	0	0	0	
2022	Ole Miss	13	13	39	26	13	1.0	3.0	0.0	0.0	0	1	0	0	0	11	0	0	0	0	0	0	0	0	0	0	0	
2023	Ole Miss	13	13	36	24	12	5.0	9.0	1.0	1.0	0	1	44	44	0	5	1	0	0	0	0	0	0	0	0	0	0	
<b>TOTALS</b>		<b>51</b>	<b>37</b>	<b>145</b>	<b>101</b>	<b>44</b>	<b>6.0</b>	<b>12.0</b>	<b>1.0</b>	<b>1.0</b>	<b>0</b>	<b>6</b>	<b>80</b>	<b>44</b>	<b>0</b>	<b>21</b>	<b>2</b>	<b>0</b>	<b>0</b>	<b>0</b>	<b>0</b>	<b>0</b>	<b>0</b>	<b>0</b>	<b>0</b>	<b>0</b>	<b>0</b>	

### COLLEGE 2023 GAME-BY-GAME STATISTICS (OLE MISS)

DATE	OPPONENT	P/S	TACKLES							INTERCEPTIONS							O. FUMB				ST				W/L	SCORE		
			TK	S	A	SK	YDS	TFL	YDS	QBH	NO	YDS	LG	TD	PD	FF	FR	TD	YDS	TK	S	A	FF	FR			S	A
09/02	Mercer	S	2	2	0	0.0	0.0	0.0	0.0	0	0	0	0	0	0	0	0	0	0	0	0	0	0	0	0	0	W	73-7
09/09	at Tulane	S	3	2	1	0.0	0.0	0.0	0.0	0	1	44	44	0	2	0	0	0	0	0	0	0	0	0	0	0	W	37-20
09/16	Georgia Tech	S	4	1	3	0.0	0.0	1.0	2.0	0	0	0	0	0	0	0	0	0	0	0	0	0	0	0	0	0	W	48-23
09/23	at Alabama	S	5	2	3	0.0	0.0	0.0	0.0	0	0	0	0	0	0	0	0	0	0	0	0	0	0	0	0	0	L	10-24
09/30	LSU	S	2	2	0	0.0	0.0	0.0	0.0	0	0	0	0	0	0	0	0	0	0	0	0	0	0	0	0	0	W	55-49
10/07	Arkansas	S	4	4	0	0.0	0.0	2.0	4.0	0	0	0	0	0	0	1	0	0	0	0	0	0	0	0	0	0	W	27-20
10/21	at Auburn	S	1	1	0	0.0	0.0	1.0	2.0	0	0	0	0	0	1	0	0	0	0	0	0	0	0	0	0	0	W	28-21
10/28	Vanderbilt	S	1	1	0	0.0	0.0	0.0	0.0	0	0	0	0	0	1	0	0	0	0	0	0	0	0	0	0	0	W	33-7
11/04	Texas A&M	S	6	4	2	0.0	0.0	0.0	0.0	0	0	0	0	0	0	0	0	0	0	0	0	0	0	0	0	0	W	38-35
11/11	at Georgia	S	2	1	1	0.0	0.0	0.0	0.0	0	0	0	0	0	1	0	0	0	0	0	0	0	0	0	0	0	L	17-52
11/18	ULM	S	2	0	2	0.0	0.0	0.0	0.0	0	0	0	0	0	0	0	0	0	0	0	0	0	0	0	0	0	W	35-3
11/23	at Mississippi St.	S	2	2	0	1.0	1.0	1.0	1.0	0	0	0	0	0	0	0	0	0	0	0	0	0	0	0	0	0	W	17-7
12/30	at Penn St.	S	2	2	0	0.0	0.0	0.0	0.0	0	0	0	0	0	0	0	0	0	0	0	0	0	0	0	0	0	W	38-25
<b>2023 TOTALS</b>		<b>13-13</b>	<b>36</b>	<b>24</b>	<b>12</b>	<b>1.0</b>	<b>1.0</b>	<b>5.0</b>	<b>9.0</b>	<b>0</b>	<b>1</b>	<b>44</b>	<b>44</b>	<b>0</b>	<b>5</b>	<b>1</b>	<b>0</b>	<b>0</b>	<b>0</b>	<b>0</b>	<b>0</b>	<b>0</b>	<b>0</b>	<b>0</b>	<b>0</b>	<b>0</b>	<b>11-2</b>	





# ROY ROBERTSON-HARRIS | 95

**POSITION:** DEFENSIVE TACKLE  
**HT:** 6-5 | **WT:** 290 | **DOB:** 7-23-1993  
**COLLEGE:** TEXAS-EL PASO  
**HOMETOWN:** OAKLAND, CALIF.  
**ACQ:** UFA (CHI)-'21  
**EXP:** 8th YEAR

 @BigXander95  
 @bigxander95

## KEY TRANSACTIONS

- Originally signed by Chicago as an undrafted free agent on 5/9/16
- Signed by Jacksonville as an unrestricted free agent on 3/17/21

## PRO

### 2024 (Jaguars)

- **9/15 vs. CLE:** Recorded three tackles and one tackle for loss
- **9/8 at MIA:** Started at defensive tackle and recorded one quarterback hit

### 2023 (Jaguars)

- Played in and started all 17 games and recorded 34 tackles (16 solo), 11 quarterback hits, a career-high 3.5 sacks, three tackles for loss and one pass defended
- Voted a captain for the 2023 season
- **12/31 vs. CAR:** Posted one solo tackle, one tackle for loss and 1.0 sack
- **12/24 at T.B.:** Recorded four total tackles (three solo), 1.0 sack and one tackle for loss
- **11/26 at HOU:** Recorded one solo tackle and 1.0 sack for a seven-yard loss

### 2022 (Jaguars)

- Started all 17 regular season games and both postseason games... In the regular season he posted a career-high 45 tackles (28 solo), seven tackles for loss, four passes defended and 3.0 sacks... In the postseason he posted 14 tackles (seven solo), five tackles for loss, two passes defended and one sack
- **1/14 vs. LAC:** Started at defensive end and recorded seven tackles (five solo), 1.0 sack and two passes defended
- **12/22 at NYJ:** Started at defensive end and recorded two tackles (one solo), 1.0 sack, and one pass defended
- **10/2 at PHI:** Started on the defensive line and recorded nine tackles (three solo)... His nine total tackles set a new career-high

### 2021 (Jaguars)

- Played in 14 games and recorded a career-high 37 tackles and 3.0 sacks
- **12/19 vs. HOU:** Started along the defensive line and recorded five total tackles (two solo)
- **12/12 at TEN:** Started along the defensive line and posted four total tackles (three solo), including 1.0 sack and one QB hit
- **11/28 vs. ATL:** Started along the defensive line and posted two tackles and 1.0 sack, marking the first time in his career he has recorded at least 1.0 sack in back-to-back games
- **11/21 vs. S.F.:** Started along the defensive line and totaled three tackles, including 1.0 sack and two QB hits
- **9/12 at HOU:** Started at defensive end and recorded five total tackles (two solo) and one QB hit in Jaguars debut

### 2020 (Bears)

- Started the first four games along the defensive front
- **9/13 vs. DET:** Recorded two QBHs in the win over the Lions
- Was placed on Injured Reserve prior to Week 10

### 2019 (Bears)

- Appeared in 15 games with seven starts, recording 30 tackles, 2.5 sacks, three pass defenses and three tackles for loss
- **9/29 vs. MIN:** Had three tackles, 1.5 sacks for minus-13 yards and two quarterback hits
- **9/5 vs. GB:** Posted three tackles, 1.0 sack, two tackles for loss and three quarterback hits

### 2018 (Bears)

- Appeared in 16 games, recording 20 tackles, 3.0 sacks and two passes defended
- **1/6/19 vs. PHI:** Appeared as a reserve in the Wild Card playoff game
- **9/9 at GB:** Had 1.0 sack in the opener

### 2017 (Bears)

- Appeared in 13 games as a reserve, recording 12 tackles, 2.0 sacks, two tackles for loss, one pass defended, one fumble recovery and one



special teams tackle

**COLLEGE**

- Tallied 138 career tackles, 25 tackles for loss, 10.5 sacks and nine pass breakups in four seasons at UTEP (2012-15)

**PERSONAL**

- Attended South Grand Prairie High School
- Cousin, Carl Nicks, played for the New Orleans Saints and Tampa Bay Buccaneers and was a two-time Pro Bowler
- Multidisciplinary studies major at UTEP

**ROY ROBERTSON-HARRIS' NFL REGULAR SEASON DEFENSIVE STATISTICS**

DATE	TEAM	GP	TACKLES										INTERCEPTIONS					O. FUMB					ST				MISC		
			GS	TK	S	A	TFL	YDS	SK	YDS	QBH	NO	YDS	LG	TD	PD	FF	FR	TD	YDS	TK	S	A	FF	FR	S	A		
2017	Bears	13	0	12	7	5	2	7	2.0	7.0	4	0	0	0	0	1	0	0	0	0	0	0	1	1	0	0	1	0	0
2018	Bears	16	0	22	10	12	3	22	3.0	25.0	11	0	0	0	2	0	0	0	0	0	0	0	0	0	0	0	0	0	
2019	Bears	15	7	30	22	8	3	21	2.5	23.5	10	0	0	0	3	0	0	0	0	0	0	0	0	0	0	0	0	0	
2020	Bears	8	6	10	7	3	1	5	0.0	0.0	5	0	0	0	0	0	0	0	0	0	0	0	0	0	0	0	0	0	
2021	Jaguars	14	13	37	21	16	4	23	3.0	23.0	9	0	0	0	2	0	0	0	0	0	0	0	0	0	0	0	0	0	
2022	Jaguars	17	17	45	28	17	7	33	3.0	21.0	12	0	0	0	4	0	0	0	0	0	0	0	0	0	0	0	0	0	
2023	Jaguars	17	17	34	16	18	3	22	3.5	26.5	11	0	0	0	1	0	0	0	0	0	0	0	0	0	0	0	0	0	
2024	Jaguars	2	2	3	2	1	1	5	0.0	0.0	1	0	0	0	0	0	0	0	0	0	0	0	0	0	0	0	0	0	
<b>NFL TOTALS</b>		<b>102</b>	<b>62</b>	<b>193</b>	<b>113</b>	<b>80</b>	<b>24</b>	<b>138</b>	<b>17.0</b>	<b>126.0</b>	<b>63</b>	<b>0</b>	<b>0</b>	<b>0</b>	<b>0</b>	<b>13</b>	<b>0</b>	<b>0</b>	<b>0</b>	<b>0</b>	<b>1</b>	<b>1</b>	<b>0</b>	<b>0</b>	<b>1</b>	<b>0</b>	<b>0</b>	<b>0</b>	

**ROY ROBERTSON-HARRIS' NFL POSTSEASON DEFENSIVE STATISTICS**

DATE	TEAM	GP	TACKLES										INTERCEPTIONS					O. FUMB					ST				MISC		
			GS	TK	S	A	TFL	YDS	SK	YDS	QBH	NO	YDS	LG	TD	PD	FF	FR	TD	YDS	TK	S	A	FF	FR	S	A		
2018	Bears	1	0	0	0	0	0	0	0.0	0.0	0	0	0	0	0	0	0	0	0	0	0	0	0	0	0	0	0	0	0
2020	Bears	0	0	0	0	0	0	0	0.0	0.0	0	0	0	0	0	0	0	0	0	0	0	0	0	0	0	0	0	0	0
2022	Jaguars	2	2	14	7	7	5	20	1.0	7.0	2	0	0	0	2	0	0	0	0	0	0	0	0	0	0	0	0	0	0
<b>NFL TOTALS</b>		<b>3</b>	<b>2</b>	<b>14</b>	<b>7</b>	<b>7</b>	<b>5</b>	<b>20</b>	<b>1.0</b>	<b>7.0</b>	<b>2</b>	<b>0</b>	<b>0</b>	<b>0</b>	<b>2</b>	<b>0</b>	<b>0</b>	<b>0</b>	<b>0</b>	<b>0</b>	<b>0</b>	<b>0</b>	<b>0</b>	<b>0</b>	<b>0</b>	<b>0</b>	<b>0</b>	<b>0</b>	

**SINGLE-GAME HIGHS: DEFENSIVE**

- Total Tackles** 9 at Philadelphia Eagles, Oct 02, 2022  
5 vs. Houston Texans, Sep 24, 2023  
...5 more at 5.
- Solo Tackles** 5 vs. Dallas Cowboys, Dec 18, 2022  
4 at Tennessee Titans, Dec 12, 2021  
...2 more at 4.
- Sacks** 1.5 vs. Minnesota Vikings, Sep 29, 2019  
1.0 vs. Tennessee Titans, Jan 07, 2023  
...10 more at 1.0.
- Passes Defensed** 1 vs. Baltimore Ravens, Dec 17, 2023  
1 at New York Jets, Dec 22, 2022  
...11 more at 1.
- Tackles For Loss** 2 vs. Indianapolis Colts, Sep 18, 2022  
2 at Tennessee Titans, Dec 12, 2021  
...1 more at 2.
- Special Teams Tackles** 1 at Baltimore Ravens, Oct 15, 2017
- Special Teams Fumble Recoveries** 1 vs. Atlanta Falcons, Sep 10, 2017

**SINGLE-GAME HIGHS - POSTSEASON: DEFENSIVE**

- Total Tackles** 7 at Kansas City Chiefs, Jan 21, 2023  
7 vs. Los Angeles Chargers, Jan 14, 2023
- Solo Tackles** 5 vs. Los Angeles Chargers, Jan 14, 2023  
2 at Kansas City Chiefs, Jan 21, 2023
- Sacks** 1.0 vs. Los Angeles Chargers, Jan 14, 2023
- Passes Defensed** 2 vs. Los Angeles Chargers, Jan 14, 2023
- Tackles For Loss** 4 vs. Los Angeles Chargers, Jan 14, 2023  
1 at Kansas City Chiefs, Jan 21, 2023

**2024 GAME-BY-GAME REGULAR-SEASON STATISTICS (JAGUARS)**

DATE	OPPONENT	P/S	TACKLES										INTERCEPTIONS					O. FUMB					ST				MISC	
			TK	S	A	SK	YDS	TFL	YDS	QBH	NO	YDS	LG	TD	PD	FF	FR	TD	YDS	TK	S	A	FF	FR	S	A	W/L	SCORE
09/08	at Dolphins	S	0	0	0	0.0	0.0	0	0	1	0	0	0	0	0	0	0	0	0	0	0	0	0	0	0	0	L	17-20
09/15	Browns	S	3	2	1	0.0	0.0	1	5	0	0	0	0	0	0	0	0	0	0	0	0	0	0	0	0	L	13-18	
<b>2024 TOTALS</b>		<b>2-2</b>	<b>3</b>	<b>2</b>	<b>1</b>	<b>0.0</b>	<b>0.0</b>	<b>1</b>	<b>5</b>	<b>1</b>	<b>0</b>	<b>0</b>	<b>0</b>	<b>0</b>	<b>0</b>	<b>0</b>	<b>0</b>	<b>0</b>	<b>0</b>	<b>0</b>	<b>0</b>	<b>0</b>	<b>0</b>	<b>0</b>	<b>0</b>	<b>0</b>	<b>0</b>	<b>0-2</b>





**2023 GAME-BY-GAME REGULAR-SEASON STATISTICS (JAGUARS)**

DATE	OPPONENT	P/S	TACKLES									INTERCEPTIONS					O. FUMB				ST				MISC		SCORE	
			TK	S	A	SK	YDS	TFL	YDS	QBH	NO	YDS	LG	TD	PD	FF	FR	TD	YDS	TK	S	A	FF	FR	S	A		W/L
09/10	at Colts	S	4	2	2	0.0	0.0	0	0	0	0	0	0	0	0	0	0	0	0	0	0	0	0	0	0	0	W	31-21
09/17	Chiefs	S	2	1	1	0.0	0.0	0	0	1	0	0	0	0	0	0	0	0	0	0	0	0	0	0	0	L	9-17	
09/24	Texans	S	5	2	3	0.0	0.0	0	0	0	0	0	0	0	0	0	0	0	0	0	0	0	0	0	0	L	17-37	
10/01	Falcons	S	2	1	1	0.0	0.0	0	0	1	0	0	0	0	0	0	0	0	0	0	0	0	0	0	0	W	23-7	
10/08	at Bills	S	2	0	2	0.0	0.0	0	0	0	0	0	0	0	0	0	0	0	0	0	0	0	0	0	0	W	25-20	
10/15	Colts	S	1	0	1	0.5	4.5	0	0	3	0	0	0	0	0	0	0	0	0	0	0	0	0	0	0	W	37-20	
10/19	at Saints	S	2	1	1	0.0	0.0	0	0	1	0	0	0	0	0	0	0	0	0	0	0	0	0	0	0	W	31-24	
10/29	at Steelers	S	3	1	2	0.0	0.0	0	0	1	0	0	0	0	0	0	0	0	0	0	0	0	0	0	0	W	20-10	
11/12	49ers	S	1	0	1	0.0	0.0	0	0	0	0	0	0	0	0	0	0	0	0	0	0	0	0	0	0	L	3-34	
11/19	Titans	S	1	0	1	0.0	0.0	0	0	0	0	0	0	0	0	0	0	0	0	0	0	0	0	0	0	W	34-14	
11/26	at Texans	S	1	1	0	1.0	7.0	1	7	1	0	0	0	0	0	0	0	0	0	0	0	0	0	0	0	W	24-21	
12/04	Bengals	S	0	0	0	0.0	0.0	0	0	1	0	0	0	0	0	0	0	0	0	0	0	0	0	0	0	L	31-34+	
12/10	at Browns	S	1	1	0	0.0	0.0	0	0	0	0	0	0	0	0	0	0	0	0	0	0	0	0	0	0	L	27-31	
12/17	Ravens	S	2	1	1	0.0	0.0	0	0	0	0	0	0	0	1	0	0	0	0	0	0	0	0	0	0	L	7-23	
12/24	at Buccaneers	S	4	3	1	1.0	5.0	1	5	1	0	0	0	0	0	0	0	0	0	0	0	0	0	0	0	L	12-30	
12/31	Panthers	S	1	1	0	1.0	10.0	1	10	1	0	0	0	0	0	0	0	0	0	0	0	0	0	0	0	W	26-0	
01/07	at Titans	S	2	1	1	0.0	0.0	0	0	0	0	0	0	0	0	0	0	0	0	0	0	0	0	0	0	L	20-28	
<b>2023 TOTALS</b>			<b>17-17</b>	<b>34</b>	<b>16</b>	<b>18</b>	<b>3.5</b>	<b>26.5</b>	<b>3</b>	<b>22</b>	<b>11</b>	<b>0</b>	<b>0</b>	<b>0</b>	<b>0</b>	<b>1</b>	<b>0</b>	<b>0</b>	<b>0</b>	<b>0</b>	<b>0</b>	<b>0</b>	<b>0</b>	<b>0</b>	<b>0</b>	<b>0</b>	<b>9-8</b>	

+ - Overtime





## CAM ROBINSON | 74

**POSITION:** OFFENSIVE LINEMAN  
**HT:** 6-6 | **WT:** 335 | **DOB:** 10-9-1995  
**COLLEGE:** ALABAMA  
**HOMETOWN:** WEST MONROE, LA.  
**ACQ:** D2-'17  
**EXP:** 8th YEAR

 @crobinson\_68  
 @\_crob68

### KEY TRANSACTIONS

- Originally drafted by Jacksonville in the second round (34th overall) of the 2017 draft on choice obtained from Seattle for Jaguars' second-round (35th) and sixth-round (187th overall) picks
- Jacksonville placed the franchise tag on Robinson on 3/9/21
- Reached a contract extension with Jacksonville on 6/13/22

### PRO

#### 2024 (Jaguars)

- **9/15 vs. CLE:** Started at left tackle and played all 60 offensive snaps
- **9/8 at MIA:** Started at left tackle and played all 53 offensive snaps

#### 2023 (Jaguars)

- Started all nine games he appeared in
- **1/7 at TEN:** Started at left tackle and played all 71 offensive snaps
- **10/29 at PIT:** Started at left tackle and played all 71 offensive snaps
- **10/8 at BUF:** Started at left tackle and played 85 of 88 offensive snaps in season debut... Left the game briefly with an elbow injury but returned to action... Saw action on special teams

#### 2022 (Jaguars)

- Started 14 regular season games before suffering a knee injury
- Placed on injured reserve on 12/26/22
- **12/11 at TEN:** Started at left tackle and played all 72 offensive snaps
- **10/30 vs. DEN:** Started at left tackle and played all 72 offensive snaps
- **10/9 vs. HOU:** Started at left tackle and played all 75 offensive snaps and one special team snap
- **9/25 at LAC:** Started at left tackle and played in 75 offensive snaps and two special teams snaps

#### 2021 (Jaguars)

- Started 14 games at left tackle
- **12/26 at NYJ:** Started at left tackle and played all 73 offensive snaps
- **11/28 vs. ATL:** Started at left tackle and played all 73 offensive snaps
- **10/10 vs. TEN:** Started at left tackle and helped RB James Robinson rush for a career-high 149 yards
- **9/26 vs. ARI:** Started at left tackle and helped the offense rush for 159 yards on 29 attempts... Briefly left the game with a shoulder injury but returned to finish the contest

#### 2020 (Jaguars)

- Started all 16 games in which he appeared at left tackle... Part of an offensive line that helped rookie RB James Robinson tally the most scrimmage yards (1,414) and the second-most rushing yards (1,070) by an undrafted rookie in NFL history
- **9/20 at TEN:** Started at left tackle and helped the team rush for 165 yards

#### 2019 (Jaguars)

- Saw action and started in 14 games at left tackle after missing the first two weeks of the season with a knee injury... Part of an offensive line that helped RB Leonard Fournette gain 1,674 yards from scrimmage... Fournette became the only Jaguars player since 2011 to post at least 1,500 scrimmage yards in a single season... Winner of the 2019 Ed Block Courage Award
- **10/6 at CAR:** Started at left tackle, helping RB Leonard Fournette eclipse the 100-yard mark in back-to-back games for the first time since Fournette's rookie season in 2017
- **9/29 at DEN:** Started and aided in RB Leonard Fournette's career-high 225 yards rushing and an average of 7.1 yards per carry... The team finished with 269 total net rushing yards, the second-most in franchise history

#### 2018 (Jaguars)

- Started in the first two games of the season before having his 2018 campaign end early due to a knee injury



## 2017 (Jaguars)

- Part of an offensive line that helped the team lead the league in rushing for the first time in franchise history and allowed a franchise-low 24 sacks
- **1/14 at PIT:** Started and helped the team rush for 164 yards and did not allow a sack
- **9/10 at HOU:** Made his NFL debut and started at left tackle and helped pave the way for the team to rush for 155 yards... Did not allow a sack

## COLLEGE

- Started all 43 games at left tackle during his three seasons in Tuscaloosa
- Paved the way for 28 100-yard rushing performances
- Unanimous All-American and Outland Trophy winner, given annually to the nation's top interior lineman on offense or defense, in 2015
- Named First-Team All-SEC by both the conference coaches and the Associated Press
- Earned Freshman All-American honors by Sporting News and the Football Writers Association of America

## PERSONAL

- Played at West Monroe (Louisiana) High School for Head Coach Jerry Arledge
- First-Team All-USA selection by USA Today
- Rated as the No. 2 player in the nation by Scout.com
- ESPN rated him the No. 1 offensive tackle, No. 2 player in the state and No. 2 prospect in the ESPN 300

### CAM ROBINSON'S NFL REGULAR SEASON STATISTICS

DATE	TEAM	GP	GS
2017	Jaguars	15	15
2018	Jaguars	2	2
2019	Jaguars	14	14
2020	Jaguars	16	16
2021	Jaguars	14	14
2022	Jaguars	14	14
2023	Jaguars	9	9
2024	Jaguars	2	2
<b>NFL TOTALS</b>		<b>86</b>	<b>86</b>

### CAM ROBINSON'S NFL POSTSEASON STATISTICS

DATE	TEAM	GP	GS
2017	Jaguars	3	3
2022	Jaguars	0	0
<b>NFL TOTALS</b>		<b>3</b>	<b>3</b>

### 2024 GAME-BY-GAME REGULAR-SEASON STATISTICS (JAGUARS)

DATE	OPPONENT	P/S	W/L	SCORE
09/08	at Dolphins	S	L	17-20
09/15	Browns	S	L	13-18
<b>2024 TOTALS</b>			<b>0-2</b>	

### 2023 GAME-BY-GAME REGULAR-SEASON STATISTICS (JAGUARS)

DATE	OPPONENT	P/S	W/L	SCORE
09/10	at Colts		W	31-21
09/17	Chiefs		L	9-17
09/24	Texans		L	17-37
10/01	Falcons		W	23-7
10/08	at Bills	S	W	25-20
10/15	Colts	S	W	37-20
10/19	at Saints	S	W	31-24
10/29	at Steelers	S	W	20-10
11/12	49ers	S	L	3-34
11/19	Titans	S	W	34-14
11/26	at Texans	S	W	24-21
12/04	Bengals		L	31-34+
12/10	at Browns		L	27-31
12/17	Ravens		L	7-23
12/24	at Buccaneers		L	12-30
12/31	Panthers	S	W	26-0
01/07	at Titans	S	L	20-28
<b>2023 TOTALS</b>			<b>9-8</b>	

+ - Overtime





# DARNELL SAVAGE | 6

**POSITION:** SAFETY  
**HT:** 5-11 | **WT:** 198 | **DOB:** 7-30-1997  
**COLLEGE:** MARYLAND  
**HOMETOWN:** BEAR, DEL.  
**ACQ:** UFA (GB) -'24  
**EXP:** 6th YEAR

 @darnellsavage\_  
 @darnellsavage\_

## KEY TRANSACTIONS

- Originally drafted by Green Bay in the first round (21st overall) in the 2019 draft
- Signed by Jacksonville as an unrestricted free agent on 4/22/22

## PRO

### 2024 (Jaguars)

- **9/8 at MIA:** Started at safety and recorded two passes defended

### 2023 (Packers)

- Started all 10 games he appeared in and recorded 50 total tackles (35 solo), one tackle for loss and one pass defended
- **1/14 at DAL (NFC Wild Card):** Started and played 79 snaps on defense, recording four tackles (three solo), an interception and a pass defended... Intercepted QB Dak Prescott in the second quarter and returned it 64 yards for a touchdown... His 64-yard return is the fourth-longest interception return in Packers playoff history
- **9/24 vs. N.O.:** Played every snap on defense and recorded six total tackles (five solo)... Appeared on nine special teams snaps, recording a tackle that pinned the Saints at their own 17
- **9/17 at ATL:** Was one of five players to play every snap on defense, recording eight tackles (six solo)
- **9/10 at CHI:** Started and played 66 snaps on defense, leading the team with nine tackles (five solo) and a tackle for a loss (tied career high)

### 2022 (Packers)

- Played in 16 games with 13 starts... Recorded 57 tackles (42 solo), two tackles for a loss, five passes defended, one interception (returned for first-career touchdown) and one fumble recovery
- **1/8 vs. DET:** Finished with a team-high 11 tackles (seven solo), a tackle for a loss and a team-best two passes defended
- **1/1 vs. MIN:** Recorded two tackles (one solo), one pass defended and one interception... Posted his first career pick-six with a 75-yard return... Marked the longest interception returned for a touchdown by a Packer since 2014

### 2021 (Packers)

- Started all 17 contests and posted 63 tackles (48 solo), nine passes defended, two interceptions and two tackles for loss
- **12/25 vs. CLE:** Recorded a season-high eight total tackles (five solo), one pass defended and one interception, leading to a drive that resulted in a touchdown
- **10/17 at CHI:** Posted three solo tackles, one pass defended and one interception on 51 defensive snaps

### 2020 (Packers)

- Started all 15 contests he appeared in during the regular season and recorded 75 total tackles (56 solo), 12 passes defended, four interceptions, three tackles for loss, two quarterback hits, 1.0 sack and one fumble recovery
- Led the team in interceptions (four) and passes defended (12)... Finished the season with the fourth-most tackles on the team
- Played every postseason defensive snap for the Packers, recording four total tackles (three solo) and one quarterback hit
- **12/27 vs. TEN:** Posted five tackles (two solo), three passes defended and one interception
- **12/13 at DET:** Led the defense with eight tackles (all solo), one quarterback hit, one tackle for a loss and his first career sack
- **12/6 vs. PHI:** Posted two solo tackles, one quarterback hit and one interception, marking his third interception in the last two games
- **11/29 vs. CHI:** Recorded a career-best two interceptions, the first Packer with two interceptions in a single game since 2016
- **11/22 at IND:** Posted six tackles (four solo), one pass defended and his first career fumble recovery

### 2019 (Packers)

- Started all 14 games he appeared in and recorded 61 tackles (41 solo), seven passes defended, two interceptions, a team-high two forced fumbles, one tackle for loss and one quarterback hit
- Was named to the PFWA All-Rookie team
- Started both playoff games and recorded 12 tackles (nine solo), including one tackle for a loss
- **9/22 vs. DEN:** Matched his season high with seven tackles (five solo) and recorded his first interception in the NFL
- **9/5 at CHI:** Became the first rookie safety to start for the Packers in Week 1 since 2010... Registered three tackles (all solo), one pass defended and one quarterback hit



## COLLEGE

- Played in 46 games with 37 starts in four seasons for Maryland, recording 182 tackles (139 solo), eight INTs (two returned for TDs), 22 passes defended, 1.0 sack, one fumble recovery and one blocked punt he returned for a touchdown
- Earned All-Big Ten honors from the media and coaches in each of his final two years, being named honorable mention in 2017 and second team in 2018
- Started all 36 games over his final three seasons
- Earned a degree in family science

## PERSONAL

- He was born in Salisbury, Md.
- Good friend and college teammate, D.J. Moore, plays wide receiver for the Chicago Bears... He and Moore, who was drafted in the first round (No. 21 overall) by the Carolina Panthers in 2018, were the first Maryland players to be selected in the first round of the NFL Draft in back-to-back years since Merriman (No. 12 overall in 2005) and TE Vernon Davis (No. 6 overall in 2006)
- Switched his jersey number to No. 4 from No. 26 to follow in the footsteps of former Maryland All-American cornerback William Likely III, who was a mentor to him
- Helped lead Caravel Academy High School to the 2013 state championship

### DARNELL SAVAGE'S NFL REGULAR SEASON DEFENSIVE STATISTICS

DATE	TEAM	GP	GS	TACKLES							INTERCEPTIONS							O. FUMB					ST					MISC	
				TK	S	A	TFL	YDS	SK	YDS	QBH	NO	YDS	LG	TD	PD	FF	FR	TD	YDS	TK	S	A	FF	FR	S	A		
2019	Packers	14	14	61	41	20	1	2	0.0	0.0	1	2	37	28	0	7	2	0	0	0	0	0	0	0	0	0	0	0	0
2020	Packers	15	15	75	56	19	3	14	1.0	10.0	2	4	13	9	0	12	0	1	0	0	0	0	0	0	0	0	0	0	
2021	Packers	17	17	63	48	15	2	1	0.0	0.0	0	2	0	0	0	9	0	0	0	0	0	0	0	0	0	0	0	0	
2022	Packers	16	13	57	42	15	2	6	0.0	0.0	0	1	75	75t	1	5	0	1	0	2	1	1	0	0	0	0	0	0	
2023	Packers	10	10	50	35	15	1	7	0.0	0.0	0	0	0	0	0	1	0	0	0	0	1	1	0	0	0	0	0	0	
2024	Jaguars	1	1	0	0	0	0	0	0.0	0.0	0	0	0	0	0	2	0	0	0	0	0	0	0	0	0	0	0	0	
<b>NFL TOTALS</b>		<b>73</b>	<b>70</b>	<b>306</b>	<b>222</b>	<b>84</b>	<b>9</b>	<b>30</b>	<b>1.0</b>	<b>10.0</b>	<b>3</b>	<b>9</b>	<b>125</b>	<b>75T</b>	<b>1</b>	<b>36</b>	<b>2</b>	<b>2</b>	<b>0</b>	<b>2</b>	<b>2</b>	<b>2</b>	<b>0</b>	<b>0</b>	<b>0</b>	<b>0</b>	<b>0</b>	<b>0</b>	

### DARNELL SAVAGE'S NFL POSTSEASON DEFENSIVE STATISTICS

DATE	TEAM	GP	GS	TACKLES							INTERCEPTIONS							O. FUMB					ST					MISC	
				TK	S	A	TFL	YDS	SK	YDS	QBH	NO	YDS	LG	TD	PD	FF	FR	TD	YDS	TK	S	A	FF	FR	S	A		
2019	Packers	2	2	12	9	3	1	4	0.0	0.0	0	0	0	0	0	0	0	0	0	0	0	0	0	0	0	0	0	0	
2020	Packers	2	2	4	3	1	0	0	0.0	0.0	1	0	0	0	0	0	0	0	0	0	0	0	0	0	0	0	0	0	
2021	Packers	1	1	0	0	0	0	0	0.0	0.0	0	0	0	0	0	0	0	0	0	0	0	0	0	0	0	0	0	0	
2023	Packers	2	2	8	5	3	0	0	0.0	0.0	0	1	64	64t	1	2	0	0	0	0	0	0	0	0	0	0	0	0	
<b>NFL TOTALS</b>		<b>7</b>	<b>7</b>	<b>24</b>	<b>17</b>	<b>7</b>	<b>1</b>	<b>4</b>	<b>0.0</b>	<b>0.0</b>	<b>1</b>	<b>1</b>	<b>64</b>	<b>64T</b>	<b>1</b>	<b>2</b>	<b>0</b>	<b>0</b>	<b>0</b>	<b>0</b>	<b>0</b>	<b>0</b>	<b>0</b>	<b>0</b>	<b>0</b>	<b>0</b>	<b>0</b>	<b>0</b>	

### SINGLE-GAME HIGHS: DEFENSIVE

<b>Total Tackles</b>	11 vs. Detroit Lions, Jan 08, 2023 10 at Chicago Bears, Jan 03, 2021	<b>Fumble Recoveries</b>	1 at Indianapolis Colts, Nov 22, 2020
<b>Solo Tackles</b>	8 at Chicago Bears, Jan 03, 2021 8 at Detroit Lions, Dec 13, 2020	<b>Tackles For Loss</b>	1 at Chicago Bears, Sep 10, 2023 1 vs. Detroit Lions, Jan 08, 2023 ...7 more at 1.
<b>Sacks</b>	1.0 at Detroit Lions, Dec 13, 2020	<b>Interceptions</b>	2 vs. Chicago Bears, Nov 29, 2020 1 vs. Cleveland Browns, Dec 25, 2021 ...5 more at 1.
<b>Passes Defensed</b>	3 vs. Tennessee Titans, Dec 27, 2020 2 at Miami Dolphins, Sep 08, 2024 ...6 more at 2.	<b>Interception Return Yards</b>	28 at New York Giants, Dec 01, 2019 9 vs. Tennessee Titans, Dec 27, 2020 ...1 more at 9.
<b>Forced Fumbles</b>	1 vs. Washington Redskins, Dec 08, 2019 1 vs. Minnesota Vikings, Sep 15, 2019	<b>Special Teams Tackles</b>	1 vs. New Orleans Saints, Sep 24, 2023 1 vs. Los Angeles Rams, Dec 19, 2022

### SINGLE-GAME HIGHS - POSTSEASON: DEFENSIVE

<b>Total Tackles</b>	9 at San Francisco 49ers, Jan 19, 2020 4 at San Francisco 49ers, Jan 20, 2024 ...1 more at 4.	<b>Tackles For Loss</b>	1 at San Francisco 49ers, Jan 19, 2020
<b>Solo Tackles</b>	6 at San Francisco 49ers, Jan 19, 2020 3 at Dallas Cowboys, Jan 14, 2024 ...1 more at 3.	<b>Interceptions</b>	1 at Dallas Cowboys, Jan 14, 2024
<b>Passes Defensed</b>	1 at Dallas Cowboys, Jan 14, 2024	<b>Interception Return Yards</b>	64 at Dallas Cowboys, Jan 14, 2024





**2024 GAME-BY-GAME REGULAR-SEASON STATISTICS (JAGUARS)**

DATE	OPPONENT	P/S	TACKLES							INTERCEPTIONS					O. FUMB				ST				MISC		SCORE			
			TK	S	A	SK	YDS	TFL	YDS	QBH	NO	YDS	LG	TD	PD	FF	FR	TD	YDS	TK	S	A	FF	FR		S	A	W/L
09/08	at Dolphins	S	0	0	0	0.0	0.0	0	0	0	0	0	0	0	0	0	0	0	0	0	0	0	0	0	0	L	17-20	
09/15	Browns		ON INACTIVE LIST																								L	13-18
<b>2024 TOTALS</b>		<b>1-1</b>	<b>0</b>	<b>0</b>	<b>0</b>	<b>0.0</b>	<b>0.0</b>	<b>0</b>	<b>0</b>	<b>0</b>	<b>0</b>	<b>0</b>	<b>0</b>	<b>0</b>	<b>2</b>	<b>0</b>	<b>0</b>	<b>0</b>	<b>0</b>	<b>0</b>	<b>0</b>	<b>0</b>	<b>0</b>	<b>0</b>	<b>0</b>	<b>0-2</b>		

**2023 GAME-BY-GAME REGULAR-SEASON STATISTICS (PACKERS)**

DATE	OPPONENT	P/S	TACKLES							INTERCEPTIONS					O. FUMB				ST				MISC		SCORE			
			TK	S	A	SK	YDS	TFL	YDS	QBH	NO	YDS	LG	TD	PD	FF	FR	TD	YDS	TK	S	A	FF	FR		S	A	W/L
09/10	at Bears	S	9	5	4	0.0	0.0	1	7	0	0	0	0	0	0	0	0	0	0	0	0	0	0	0	0	W	38-20	
09/17	at Falcons	S	8	6	2	0.0	0.0	0	0	0	0	0	0	0	0	0	0	0	0	0	0	0	0	0	L	24-25		
09/24	Saints	S	6	5	1	0.0	0.0	0	0	0	0	0	0	0	0	0	0	0	1	1	0	0	0	0	W	18-17		
09/28	Lions	S	5	3	2	0.0	0.0	0	0	0	0	0	0	0	0	0	0	0	0	0	0	0	0	0	L	20-34		
10/09	at Raiders	S	4	1	3	0.0	0.0	0	0	0	0	0	0	0	0	0	0	0	0	0	0	0	0	0	L	13-17		
10/22	at Broncos	S	1	1	0	0.0	0.0	0	0	0	0	0	0	0	0	0	0	0	0	0	0	0	0	0	L	17-19		
10/29	Vikings		INJURED RESERVE																								L	10-24
11/05	Rams		INJURED RESERVE																								W	20-3
11/12	at Steelers		INJURED RESERVE																								L	19-23
11/19	Chargers		INJURED RESERVE																								W	23-20
11/23	at Lions		INJURED RESERVE																								W	29-22
12/03	Chiefs	S	4	4	0	0.0	0.0	0	0	0	0	0	0	0	1	0	0	0	0	0	0	0	0	0	W	27-19		
12/11	at Giants	S	7	6	1	0.0	0.0	0	0	0	0	0	0	0	0	0	0	0	0	0	0	0	0	0	L	22-24		
12/17	Buccaneers		GAME INACTIVE/INJURY																								L	20-34
12/24	at Panthers		GAME INACTIVE/INJURY																								W	33-30
12/31	at Vikings	S	1	1	0	0.0	0.0	0	0	0	0	0	0	0	0	0	0	0	0	0	0	0	0	0	W	33-10		
01/07	Bears	S	5	3	2	0.0	0.0	0	0	0	0	0	0	0	0	0	0	0	0	0	0	0	0	0	W	17-9		
<b>2023 TOTALS</b>		<b>10-10</b>	<b>50</b>	<b>35</b>	<b>15</b>	<b>0.0</b>	<b>0.0</b>	<b>1</b>	<b>7</b>	<b>0</b>	<b>0</b>	<b>0</b>	<b>0</b>	<b>0</b>	<b>1</b>	<b>0</b>	<b>0</b>	<b>0</b>	<b>1</b>	<b>1</b>	<b>0</b>	<b>0</b>	<b>0</b>	<b>0</b>	<b>9-8</b>			

**2023 GAME-BY-GAME POSTSEASON STATISTICS (PACKERS)**

DATE	OPPONENT	P/S	TACKLES							INTERCEPTIONS					O. FUMB				ST				MISC		SCORE		
			TK	S	A	SK	YDS	TFL	YDS	QBH	NO	YDS	LG	TD	PD	FF	FR	TD	YDS	TK	S	A	FF	FR		S	A
01/14	at Cowboys	S	4	3	1	0.0	0.0	0	0	0	1	64	64	1	1	0	0	0	0	0	0	0	0	0	0	W	48-32
01/20	at 49ers	S	4	2	2	0.0	0.0	0	0	0	0	0	0	0	1	0	0	0	0	0	0	0	0	0	L	21-24	
<b>2023 TOTALS</b>		<b>2-2</b>	<b>8</b>	<b>5</b>	<b>3</b>	<b>0.0</b>	<b>0.0</b>	<b>0</b>	<b>0</b>	<b>0</b>	<b>1</b>	<b>64</b>	<b>64T</b>	<b>1</b>	<b>2</b>	<b>0</b>	<b>0</b>	<b>0</b>	<b>0</b>	<b>0</b>	<b>0</b>	<b>0</b>	<b>0</b>	<b>0</b>	<b>0</b>	<b>1-1</b>	





# BRANDON SCHERFF | 68

**POSITION:** OFFENSIVE LINEMAN  
**HT:** 6-5 | **WT:** 315 | **DOB:** 12-26-1991  
**COLLEGE:** IOWA  
**HOMETOWN:** DENISON, IOWA  
**ACQ:** UFA (WAS)-'22  
**EXP:** 10th YEAR

 @bscherff68

## KEY TRANSACTIONS

- Originally drafted by Washington in the first round (5th overall) in the 2015 draft
- Signed by Jacksonville as an unrestricted free agent on 3/16/22

## PRO

### 2024 (Jaguars)

- **9/15 vs. CLE:** Started at right guard and played all 60 offensive snaps
- **9/8 at MIA:** Started at right guard and played all 53 offensive snaps

### 2023 (Jaguars)

- Voted a captain for the 2023 season
- Started all 17 games at right guard
- **11/26 at HOU:** Started at right guard and played all 76 offensive snaps
- **10/8 at BUF:** Started at right guard and played all 88 offensive snaps... Saw action on special teams
- **9/24 vs. HOU:** Started at right guard and played all 73 offensive snaps

### 2022 (Jaguars)

- Voted a captain for the 2022 season
- Started all 17 regular season games and both postseason games
- **1/14 vs. LAC:** Started at right guard and played all 74 offensive snaps
- **10/9 vs. HOU:** Started at right guard and played all 75 offensive snaps
- **9/25 at LAC:** Started at right guard and played 75 offensive snaps

### 2021 (Commanders)

- Started in 11 games and only allowed 2.0 sacks
- Finished the 2021-22 season as the fourth-highest ranked guard according to PFF... He registered a 86.3 overall grade

### 2020 (Commanders)

- Played and started in all 13 games he appeared in
- Named first-team All-Pro becoming the first Washington player to be named first-team All-Pro since punter Matt Turk in 1996
- Ranked 98th on the NFL Top 100 Players of 2021 list

### 2019 (Commanders)

- Played and started in 11 games... Placed on injured reserve on 12/17... Only gave up 1.5 sacks

### 2018 (Commanders)

- Started in all eight games in which he appeared, allowing only one sack on the season

### 2017 (Commanders)

- Started all 14 games in which he appeared, earning his second Pro Bowl selection

### 2016 (Commanders)

- Earned first career Pro Bowl selection
- Started all 16 games at right guard, joining Chris Samuels (2000-01) and Jon Jansen (1999-2000) as the only Washington offensive linemen to open their careers by starting 16 games in each of their first two NFL seasons

### 2015 (Commanders)

- Started all 16 regular season games and one postseason game played by the organization, earning PFWA All-Rookie honors
- Missed only one offensive snap on the year, exiting the field momentarily after losing his shoe... Became only the third rookie offensive lineman to start 16 games for Washington (Jon Jansen in 1999 and Chris Samuels in 2000)



## COLLEGE

- Played collegiately at Iowa from 2011-14, appearing in 43 games with 36 starts... In 2014, won the Outland Trophy, which is awarded annually to the nation's most outstanding interior lineman
- Started all 26 games over final two seasons at left tackle and had 36 career starts
- One of five seniors named to 2014 Leadership Group

## PERSONAL

- Played for Jaguars Offensive Line Coach Phil Rauscher in Washington from 2018-19... Rauscher was the assistant offensive line coach for Washington in 2018 and was promoted to offensive line coach in 2019
- Played with Jaguars QB C.J. Beathard in college
- Attended Denison (Iowa) High School, where he was a five sport athlete, competing in football, basketball, baseball, tennis and track and field
- Has a wife, Jenni, a son, Easton and a daughter, Baylor
- Has two German shorthaired pointers dogs, Trigger and Rusty... Both also serve as hunting dogs
- Avid fisherman and hunter... Hunted in South Dakota in the 2021 offseason and has also gone ice fishing
- Spends his offseason back home in Iowa

### BRANDON SCHERFF'S NFL REGULAR SEASON STATISTICS

DATE	TEAM	GP	GS
2015	Redskins	16	16
2016	Redskins	16	16
2017	Redskins	14	14
2018	Redskins	8	8
2019	Redskins	11	11
2020	Football Team	13	13
2021	Football Team	11	11
2022	Jaguars	17	17
2023	Jaguars	17	17
2024	Jaguars	2	2
<b>NFL TOTALS</b>		<b>125</b>	<b>125</b>

### BRANDON SCHERFF'S NFL POSTSEASON STATISTICS

DATE	TEAM	GP	GS
2015	Redskins	1	1
2020	Football Team	1	1
2022	Jaguars	2	2
<b>NFL TOTALS</b>		<b>4</b>	<b>4</b>

### 2024 GAME-BY-GAME REGULAR-SEASON STATISTICS (JAGUARS)

DATE	OPPONENT	P/S	W/L	SCORE
09/08	at Dolphins	S	L	17-20
09/15	Browns	S	L	13-18
<b>2024 TOTALS</b>			<b>0-2</b>	

### 2023 GAME-BY-GAME REGULAR-SEASON STATISTICS (JAGUARS)

DATE	OPPONENT	P/S	W/L	SCORE
09/10	at Colts	S	W	31-21
09/17	Chiefs	S	L	9-17
09/24	Texans	S	L	17-37
10/01	Falcons	S	W	23-7
10/08	at Bills	S	W	25-20
10/15	Colts	S	W	37-20
10/19	at Saints	S	W	31-24
10/29	at Steelers	S	W	20-10
11/12	49ers	S	L	3-34
11/19	Titans	S	W	34-14
11/26	at Texans	S	W	24-21
12/04	Bengals	S	L	31-34+
12/10	at Browns	S	L	27-31
12/17	Ravens	S	L	7-23
12/24	at Buccaneers	S	L	12-30
12/31	Panthers	S	W	26-0
01/07	at Titans	S	L	20-28
<b>2023 TOTALS</b>			<b>9-8</b>	

+ - Overtime





# MAASON SMITH | 94

POSITION: DEFENSIVE TACKLE  
 HT: 6-5 | WT: 306 | DOB: 10-13-2002  
 COLLEGE: LSU  
 HOMETOWN: HOUMA, LA.  
 ACQ: D2-'24  
 EXP: R

@therealmaasonn  
 @maason

## KEY TRANSACTIONS

- Originally drafted by Jacksonville in the second round (48th overall) in the 2024 draft

## 2024 (Jaguars)

- 9/8 at MIA: Saw action in his first career game at defensive tackle

## COLLEGE

- Appeared in 22 games with 17 starts at LSU and totaled 47 career tackles, 9.5 tackles for loss and 6.5 sacks
- Named 2021 Freshman All-America (Football Writers Association of America) and Freshman All-SEC

## PERSONAL

- Son of mother, Cara M. Morgan and father, Malcolm Smith
- Ranked as the number two defensive line prospect and number 18 in the nation according to 247 Sports Composite

## MAASON SMITH'S NFL REGULAR SEASON DEFENSIVE STATISTICS

DATE	TEAM	GP	TACKLES							INTERCEPTIONS							O. FUMB				ST				MISC		
			GS	TK	S	A	TFL	YDS	SK	YDS	QBH	NO	YDS	LG	TD	PD	FF	FR	TD	YDS	TK	S	A	FF	FR	S	A
2024	Jaguars	1	0	0	0	0	0	0	0	0.0	0.0	0	0	0	0	0	0	0	0	0	0	0	0	0	0	0	0
<b>NFL TOTALS</b>		<b>1</b>	<b>0</b>	<b>0</b>	<b>0</b>	<b>0</b>	<b>0</b>	<b>0</b>	<b>0.0</b>	<b>0.0</b>	<b>0</b>	<b>0</b>	<b>0</b>	<b>0</b>	<b>0</b>	<b>0</b>	<b>0</b>	<b>0</b>	<b>0</b>	<b>0</b>	<b>0</b>	<b>0</b>	<b>0</b>	<b>0</b>	<b>0</b>	<b>0</b>	

## 2024 GAME-BY-GAME REGULAR-SEASON STATISTICS (JAGUARS)

DATE	OPPONENT	P/S	TACKLES							INTERCEPTIONS							O. FUMB				ST				MISC			
			TK	S	A	SK	YDS	TFL	YDS	QBH	NO	YDS	LG	TD	PD	FF	FR	TD	YDS	TK	S	A	FF	FR	S	A	W/L	SCORE
09/08	at Dolphins	P	0	0	0	0.0	0.0	0	0	0	0	0	0	0	0	0	0	0	0	0	0	0	0	0	0	0	L	17-20
09/15	Browns		ON INACTIVE LIST																									
<b>2024 TOTALS</b>		<b>1-0</b>	<b>0</b>	<b>0</b>	<b>0</b>	<b>0.0</b>	<b>0.0</b>	<b>0</b>	<b>0</b>	<b>0</b>	<b>0</b>	<b>0</b>	<b>0</b>	<b>0</b>	<b>0</b>	<b>0</b>	<b>0</b>	<b>0</b>	<b>0</b>	<b>0</b>	<b>0</b>	<b>0</b>	<b>0</b>	<b>0</b>	<b>0</b>	<b>0</b>	<b>0-2</b>	


## MAASON SMITH'S COLLEGE DEFENSIVE STATISTICS

DATE	TEAM	GP	TACKLES							INTERCEPTIONS							O. FUMB				ST				MISC	
			GS	TK	S	A	TFL	YDS	SK	YDS	QBH	NO	YDS	LG	TD	PD	FF	FR	TD	YDS	TK	S	A	FF	FR	S
2021	LSU	10	4	19	13	6	5.0	29.0	4.0	25.0	1	0	0	0	0	0	0	0	0	0	0	0	0	0	0	0
2022	LSU	2	1	0	0	0	0.0	0.0	0.0	0.0	0	0	0	0	0	0	0	0	0	0	0	0	0	0	0	
2023	LSU	12	12	28	9	19	4.5	20.0	2.5	16.0	4	0	0	0	2	0	0	0	0	0	0	0	0	0	0	
<b>TOTALS</b>		<b>24</b>	<b>17</b>	<b>47</b>	<b>22</b>	<b>25</b>	<b>9.5</b>	<b>49.0</b>	<b>6.5</b>	<b>41.0</b>	<b>5</b>	<b>0</b>	<b>0</b>	<b>0</b>	<b>2</b>	<b>0</b>	<b>0</b>	<b>0</b>	<b>0</b>	<b>0</b>	<b>0</b>	<b>0</b>	<b>0</b>	<b>0</b>	<b>0</b>	

## COLLEGE 2023 GAME-BY-GAME STATISTICS (LSU)

DATE	OPPONENT	P/S	TACKLES							INTERCEPTIONS							O. FUMB				ST				MISC			
			TK	S	A	SK	YDS	TFL	YDS	QBH	NO	YDS	LG	TD	PD	FF	FR	TD	YDS	TK	S	A	FF	FR	S	A	W/L	SCORE
09/03	at Florida St.		DID NOT PLAY (NON-INJURY)																									
09/09	Grambling	S	1	1	0	0.0	0.0	1.0	2.0	0	0	0	0	0	0	0	0	0	0	0	0	0	0	0	0	0	W	72-10
09/16	at Mississippi St.	S	2	1	1	0.0	0.0	0.0	0.0	1	0	0	0	0	1	0	0	0	0	0	0	0	0	0	0	0	W	41-14
09/23	Arkansas	S	2	1	1	0.0	0.0	0.0	0.0	0	0	0	0	0	0	0	0	0	0	0	0	0	0	0	0	0	W	34-31
09/30	at Ole Miss	S	2	0	2	0.0	0.0	0.5	0.0	0	0	0	0	0	0	0	0	0	0	0	0	0	0	0	0	0	L	49-55
10/07	at Missouri	S	4	2	2	1.0	6.0	1.0	6.0	2	0	0	0	0	1	0	0	0	0	0	0	0	0	0	0	0	W	49-39
10/14	Auburn	S	1	0	1	0.0	0.0	0.0	0.0	0	0	0	0	0	0	0	0	0	0	0	0	0	0	0	0	0	W	48-18
10/21	Army West Point	S	3	1	2	0.0	0.0	0.5	2.0	0	0	0	0	0	0	0	0	0	0	0	0	0	0	0	0	0	W	62-0
11/04	at Alabama	S	1	0	1	0.0	0.0	0.0	0.0	0	0	0	0	0	0	0	0	0	0	0	0	0	0	0	0	0	L	28-42
11/11	at Florida	S	1	0	1	0.0	0.0	0.0	0.0	0	0	0	0	0	0	0	0	0	0	0	0	0	0	0	0	0	W	52-35
11/18	Georgia St.	S	5	1	4	0.5	3.0	0.5	3.0	0	0	0	0	0	0	0	0	0	0	0	0	0	0	0	0	0	W	56-14
11/25	Texas A&M	S	5	1	4	0.0	0.0	0.0	0.0	1	0	0	0	0	0	0	0	0	0	0	0	0	0	0	0	0	W	42-30
01/01	Wisconsin	S	1	1	0	1.0	7.0	1.0	7.0	0	0	0	0	0	0	0	0	0	0	0	0	0	0	0	0	0	W	35-31
<b>2023 TOTALS</b>		<b>12-12</b>	<b>28</b>	<b>9</b>	<b>19</b>	<b>2.5</b>	<b>16.0</b>	<b>4.5</b>	<b>20.0</b>	<b>4</b>	<b>0</b>	<b>0</b>	<b>0</b>	<b>0</b>	<b>2</b>	<b>0</b>	<b>0</b>	<b>0</b>	<b>0</b>	<b>0</b>	<b>0</b>	<b>0</b>	<b>0</b>	<b>0</b>	<b>0</b>	<b>11-2</b>		





# BRENTON STRANGE | 85

**POSITION:** TIGHT END  
**HT:** 6-4 | **WT:** 253 | **DOB:** 12-27-2000  
**COLLEGE:** PENN STATE  
**HOMETOWN:** PARKERSBURG, W. VA.  
**ACQ:** D2-'23  
**EXP:** 2nd YEAR

BrentonStrange  
 brentonstrange\_



## KEY TRANSACTIONS

- Originally drafted by Jacksonville in the second round (61st overall) in the 2023 NFL Draft

## PRO

### 2024 (Jaguars)

- 9/15 vs. CLE:** Started at tight end and set single-game career-highs in receptions (three) and receiving yards (65)
- 9/8 at MIA:** Saw action at tight end and on special teams

### 2023 (Jaguars)

- Appeared in 14 games with four starts during his rookie season... He recorded five receptions for 35 yards and one touchdown
- 10/15 vs. IND:** Started at tight end and recorded two receptions for 27 yards and his first-career touchdown... Saw action on special teams
- 9/24 vs. HOU:** Recorded two receptions for seven yards... Saw action on special teams
- 9/10 at IND:** Saw action at tight end and on special teams in NFL debut

## COLLEGE

- Appeared in 37 games while at Penn State, making 31 starts
- Caught 70 passes for 755 yards, scoring 11 touchdowns
- In 2022, caught a career-high six passes for 80 yards at Auburn on 9/17
- Was named to the 2022 Mackey Award watch list
- In his sophomore season, was named All-Big Ten honorable mention
- Redshirted his freshman year and played the next three seasons

## PERSONAL

- Majored in Recreation, Park and Tourism Management

## BRENTON STRANGE'S NFL REGULAR SEASON RUSHING/RECEIVING STATISTICS

DATE	TEAM	GP	GS	RECEIVING					RUSHING				
				NO.	YDS.	AVG.	LG	TD	NO.	YDS.	AVG.	LG	TD
2023	Jaguars	14	4	5	35	7.0	17	1	0	0	0.0	0	0
2024	Jaguars	2	1	3	65	21.7	30	0	0	0	0.0	0	0
<b>NFL TOTALS</b>		<b>16</b>	<b>5</b>	<b>8</b>	<b>100</b>	<b>12.5</b>	<b>30</b>	<b>1</b>	<b>0</b>	<b>0</b>	<b>0.0</b>	<b>0</b>	<b>0</b>

## BRENTON STRANGE'S NFL REGULAR SEASON RETURN STATISTICS

DATE	TEAM	KICKOFF RETURNS					PUNT RETURNS					
		RET.	YDS.	AVG.	LG	TD	NO.	FC	YDS.	AVG.	LG	TD
2023	Jaguars	0	0	0.0	0	0	0	0	0	0.0	0	0
2024	Jaguars	0	0	0.0	0	0	0	0	0	0.0	0	0
<b>NFL TOTALS</b>		<b>0</b>	<b>0</b>	<b>0.0</b>	<b>0</b>	<b>0</b>	<b>0</b>	<b>0</b>	<b>0</b>	<b>0.0</b>	<b>0</b>	<b>0</b>

## SINGLE-GAME HIGHS: RECEIVING

<b>Receptions</b>	3 vs. Cleveland Browns, Sep 15, 2024 2 vs. Indianapolis Colts, Oct 15, 2023 ...1 more at 2.	<b>Receiving TDs</b>	1 vs. Indianapolis Colts, Oct 15, 2023
<b>Receiving Yards</b>	65 vs. Cleveland Browns, Sep 15, 2024 27 vs. Indianapolis Colts, Oct 15, 2023	<b>All-Purpose Yards</b>	65 vs. Cleveland Browns, Sep 15, 2024 27 vs. Indianapolis Colts, Oct 15, 2023
<b>Receiving Average</b>	21.7 vs. Cleveland Browns, Sep 15, 2024	<b>Most TDs</b>	1 vs. Indianapolis Colts, Oct 15, 2023
<b>Longest Receptions</b>	30 vs. Cleveland Browns, Sep 15, 2024 26 vs. Cleveland Browns, Sep 15, 2024		





**2024 GAME-BY-GAME REGULAR-SEASON STATISTICS (JAGUARS)**

DATE	OPPONENT	P/S	RECEIVING					RUSHING					W/L	SCORE
			NO.	YDS.	AVG.	LG	TD	NO.	YDS.	AVG.	LG	TD		
09/08	at Dolphins	P	0	0	0.0	0	0	0	0	0.0	0	0	L	17-20
09/15	Browns	S	3	65	21.7	30	0	0	0	0.0	0	0	L	13-18
<b>2024 TOTALS</b>		<b>2-1</b>	<b>3</b>	<b>65</b>	<b>21.7</b>	<b>30</b>	<b>0</b>	<b>0</b>	<b>0</b>	<b>0.0</b>	<b>0</b>	<b>0</b>	<b>0-2</b>	

**2023 GAME-BY-GAME REGULAR-SEASON STATISTICS (JAGUARS)**

DATE	OPPONENT	P/S	RECEIVING					RUSHING					W/L	SCORE
			NO.	YDS.	AVG.	LG	TD	NO.	YDS.	AVG.	LG	TD		
09/10	at Colts	P	0	0	0.0	0	0	0	0	0.0	0	0	W	31-21
09/17	Chiefs	P	0	0	0.0	0	0	0	0	0.0	0	0	L	9-17
09/24	Texans	P	2	7	3.5	4	0	0	0	0.0	0	0	L	17-37
10/01	Falcons	P	0	0	0.0	0	0	0	0	0.0	0	0	W	23-7
10/08	at Bills	P	0	0	0.0	0	0	0	0	0.0	0	0	W	25-20
10/15	Colts	S	2	27	13.5	17	1	0	0	0.0	0	0	W	37-20
10/19	at Saints	P	0	0	0.0	0	0	0	0	0.0	0	0	W	31-24
10/29	at Steelers	P	0	0	0.0	0	0	0	0	0.0	0	0	W	20-10
11/12	49ers	P	0	0	0.0	0	0	0	0	0.0	0	0	L	3-34
11/19	Titans	S	0	0	0.0	0	0	0	0	0.0	0	0	W	34-14
11/26	at Texans	P	0	0	0.0	0	0	0	0	0.0	0	0	W	24-21
12/04	Bengals												L	31-34+
12/10	at Browns												L	27-31
12/17	Ravens												L	7-23
12/24	at Buccaneers	S	0	0	0.0	0	0	0	0	0.0	0	0	L	12-30
12/31	Panthers	S	1	1	1.0	1	0	0	0	0.0	0	0	W	26-0
01/07	at Titans	P	0	0	0.0	0	0	0	0	0.0	0	0	L	20-28
<b>2023 TOTALS</b>		<b>14-4</b>	<b>5</b>	<b>35</b>	<b>7.0</b>	<b>17</b>	<b>1</b>	<b>0</b>	<b>0</b>	<b>0.0</b>	<b>0</b>	<b>0</b>	<b>9-8</b>	

+ - Overtime





## DANIEL THOMAS | 20

**POSITION:** SAFETY  
**HT:** 5-10 | **WT:** 215 | **DOB:** 7-1-1998  
**COLLEGE:** AUBURN  
**HOMETOWN:** MONTGOMERY, ALA.  
**ACQ:** D5A-'20  
**EXP:** 5th YEAR

 @gamechanger021  
 @daniel\_\_dt21

### KEY TRANSACTIONS

- Originally drafted by Jacksonville in the fifth round (157th overall) of the 2020 draft

### PRO

#### 2024 (Jaguars)

- 9/15 vs. CLE:** Saw action at safety and recorded one tackle on special teams

#### 2023 (Jaguars)

- Appeared in 15 games and recorded seven special teams tackles and one tackle on defense
- 12/17 vs. BAL:** Assisted on one tackle on defense and recorded one tackle on special teams
- 10/29 at PIT:** Recorded a 21-yard kickoff return, the first return of his career
- 10/15 vs. IND:** Recorded two solo tackles on special teams

#### 2022 (Jaguars)

- Saw action in 15 regular season games and both postseason games... In the regular season, he posted three tackles (two solo) on defense and five tackles (three solo) on special teams
- 12/11 at TEN:** Saw action on defense and special teams and recorded three tackles (two solo)
- 10/30 vs. DEN:** Saw action on 20 special teams snaps and recorded one special teams tackle

#### 2021 (Jaguars)

- Appeared in 16 games and posted 24 tackles
- 1/9 vs. IND:** Started at safety and recorded four total tackles
- 1/2 at N.E.:** Started at safety and posted eight total tackles (five solo)
- 12/26 at NYJ:** Saw action on defense and special teams and recorded six total tackles (three solo)
- 9/19 vs. DEN:** Saw action in 15 special teams snaps

#### 2020 (Jaguars)

- Appeared in nine games, making one start, before being placed on the reserve/injured list on Nov. 24 with an arm injury... Season totals include 15 tackles (13 solo), three special teams tackles, two passes defended and one INT... Also blocked a punt and returned it for a TD in Week 7 vs. LAC, becoming the first Jaguars player to score on a blocked punt since CB Mike Harris in 2012
- 11/22 vs. PIT:** Made his second consecutive start, recording his first career interception off a pass from QB Ben Roethlisberger before exiting the game early with an arm injury
- 10/25 at LAC:** Saw action at safety, posting one tackle, and on special teams, blocking a punt and returning it 16 yards for a third-quarter TD
- 9/13 vs. IND:** Saw action on special teams in his NFL debut and made one special teams tackle

### COLLEGE

- Played 51 games at Auburn during his four-year career, amassing 199 tackles (124 solo), 13 passes defended, 9.0 tackles for loss, five INTs, three forced fumbles and two fumble recoveries
- Two-year starter at safety who was also a team captain during his senior campaign in 2019

### PERSONAL

- In July 2024, participated on a mission trip to Zimbabwe
- Attended Robert E. Lee (Alabama) High School, where he recorded 87 tackles, seven INTs, five tackles for loss, three punt return TDs and two INT returns for a TD
- Also played basketball, track and tennis
- Son of Regina and Stanley Thomas
- Has three brothers: Davy, Mario and Joshua
- Received the 2019 Hard-Fighting Soldier Award for his leadership in the Fellowship of Christian Athletes amid adversity



**DANIEL THOMAS' NFL REGULAR SEASON DEFENSIVE STATISTICS**

DATE	TEAM	GP	TACKLES										INTERCEPTIONS					O. FUMB					ST				MISC	
			GS	TK	S	A	TFL	YDS	SK	YDS	QBH	NO	YDS	LG	TD	PD	FF	FR	TD	YDS	TK	S	A	FF	FR	S	A	
2020	Jaguars	10	2	15	13	2	0	0	0.0	0.0	0	1	53	53	0	2	0	0	0	0	3	3	0	0	0	0	0	
2021	Jaguars	16	2	24	16	8	0	0	0.0	0.0	0	0	0	0	0	0	0	0	0	0	3	1	2	0	0	0		
2022	Jaguars	15	0	3	2	1	0	0	0.0	0.0	0	0	0	0	0	0	0	0	0	0	5	3	2	0	0	0		
2023	Jaguars	15	0	1	0	1	0	0	0.0	0.0	0	0	0	0	0	0	0	0	0	0	7	7	0	0	0	0		
2024	Jaguars	1	0	0	0	0	0	0	0.0	0.0	0	0	0	0	0	0	0	0	0	0	1	1	0	0	0	0		
<b>NFL TOTALS</b>		<b>57</b>	<b>4</b>	<b>43</b>	<b>31</b>	<b>12</b>	<b>0</b>	<b>0</b>	<b>0.0</b>	<b>0.0</b>	<b>0</b>	<b>1</b>	<b>53</b>	<b>53</b>	<b>0</b>	<b>2</b>	<b>0</b>	<b>0</b>	<b>0</b>	<b>0</b>	<b>19</b>	<b>15</b>	<b>4</b>	<b>0</b>	<b>0</b>	<b>0</b>		

**DANIEL THOMAS' NFL POSTSEASON DEFENSIVE STATISTICS**

DATE	TEAM	GP	TACKLES										INTERCEPTIONS					O. FUMB					ST				MISC	
			GS	TK	S	A	TFL	YDS	SK	YDS	QBH	NO	YDS	LG	TD	PD	FF	FR	TD	YDS	TK	S	A	FF	FR	S	A	
2022	Jaguars	2	0	0	0	0	0	0	0.0	0.0	0	0	0	0	0	0	0	0	0	0	1	0	1	0	0	0	0	
<b>NFL TOTALS</b>		<b>2</b>	<b>0</b>	<b>0</b>	<b>0</b>	<b>0</b>	<b>0</b>	<b>0</b>	<b>0.0</b>	<b>0.0</b>	<b>0</b>	<b>0</b>	<b>0</b>	<b>0</b>	<b>0</b>	<b>0</b>	<b>0</b>	<b>0</b>	<b>0</b>	<b>0</b>	<b>1</b>	<b>0</b>	<b>1</b>	<b>0</b>	<b>0</b>	<b>0</b>		

**SINGLE-GAME HIGHS: DEFENSIVE**

**Total Tackles** 8 at New England Patriots, Jan 02, 2022  
 7 at Green Bay Packers, Nov 15, 2020  
 ...1 more at 7.

**Solo Tackles** 7 at Houston Texans, Oct 11, 2020  
 5 at New England Patriots, Jan 02, 2022  
 ...1 more at 5.

**Passes Defensed** 2 vs. Pittsburgh Steelers, Nov 22, 2020

**Interceptions** 1 vs. Pittsburgh Steelers, Nov 22, 2020  
**Interception Return Yards** 53 vs. Pittsburgh Steelers, Nov 22, 2020  
**Special Teams Tackles** 2 vs. Indianapolis Colts, Oct 15, 2023  
 2 at Cincinnati Bengals, Sep 30, 2021

**2024 GAME-BY-GAME REGULAR-SEASON STATISTICS (JAGUARS)**

DATE	OPPONENT	P/S	TACKLES										INTERCEPTIONS					O. FUMB					ST				MISC			
			TK	S	A	SK	YDS	TFL	YDS	QBH	NO	YDS	LG	TD	PD	FF	FR	TD	YDS	TK	S	A	FF	FR	S	A	W/L	SCORE		
09/08	at Dolphins		ON INACTIVE LIST																										L	17-20
09/15	Browns	P	0	0	0	0.0	0.0	0	0	0	0	0	0	0	0	0	0	0	0	1	1	0	0	0	0	0	L	13-18		
<b>2024 TOTALS</b>		<b>1-0</b>	<b>0</b>	<b>0</b>	<b>0</b>	<b>0.0</b>	<b>0.0</b>	<b>0</b>	<b>0</b>	<b>0</b>	<b>0</b>	<b>0</b>	<b>0</b>	<b>0</b>	<b>0</b>	<b>0</b>	<b>0</b>	<b>0</b>	<b>0</b>	<b>1</b>	<b>1</b>	<b>0</b>	<b>0</b>	<b>0</b>	<b>0</b>	<b>0</b>	<b>0-2</b>			

**2023 GAME-BY-GAME REGULAR-SEASON STATISTICS (JAGUARS)**

DATE	OPPONENT	P/S	TACKLES										INTERCEPTIONS					O. FUMB					ST				MISC			
			TK	S	A	SK	YDS	TFL	YDS	QBH	NO	YDS	LG	TD	PD	FF	FR	TD	YDS	TK	S	A	FF	FR	S	A	W/L	SCORE		
09/10	at Colts	P	0	0	0	0.0	0.0	0	0	0	0	0	0	0	0	0	0	0	0	1	1	0	0	0	0	0	W	31-21		
09/17	Chiefs	P	0	0	0	0.0	0.0	0	0	0	0	0	0	0	0	0	0	0	0	1	1	0	0	0	0	0	L	9-17		
09/24	Texans	P	0	0	0	0.0	0.0	0	0	0	0	0	0	0	0	0	0	0	0	1	1	0	0	0	0	0	L	17-37		
10/01	Falcons	P	0	0	0	0.0	0.0	0	0	0	0	0	0	0	0	0	0	0	0	0	0	0	0	0	0	0	W	23-7		
10/08	at Bills	P	0	0	0	0.0	0.0	0	0	0	0	0	0	0	0	0	0	0	0	0	0	0	0	0	0	0	W	25-20		
10/15	Colts	P	0	0	0	0.0	0.0	0	0	0	0	0	0	0	0	0	0	0	0	2	2	0	0	0	0	0	W	37-20		
10/19	at Saints	P	0	0	0	0.0	0.0	0	0	0	0	0	0	0	0	0	0	0	0	0	0	0	0	0	0	0	W	31-24		
10/29	at Steelers	P	0	0	0	0.0	0.0	0	0	0	0	0	0	0	0	0	0	0	0	0	0	0	0	0	0	0	W	20-10		
11/12	49ers	P	0	0	0	0.0	0.0	0	0	0	0	0	0	0	0	0	0	0	0	0	0	0	0	0	0	0	L	3-34		
11/19	Titans	P	0	0	0	0.0	0.0	0	0	0	0	0	0	0	0	0	0	0	0	0	0	0	0	0	0	0	W	34-14		
11/26	at Texans	P	0	0	0	0.0	0.0	0	0	0	0	0	0	0	0	0	0	0	0	0	0	0	0	0	0	0	W	24-21		
12/04	Bengals	P	0	0	0	0.0	0.0	0	0	0	0	0	0	0	0	0	0	0	0	0	0	0	0	0	0	0	L	31-34+		
12/10	at Browns	P	0	0	0	0.0	0.0	0	0	0	0	0	0	0	0	0	0	0	0	1	1	0	0	0	0	0	L	27-31		
12/17	Ravens	P	1	0	1	0.0	0.0	0	0	0	0	0	0	0	0	0	0	0	0	1	1	0	0	0	0	0	L	7-23		
12/24	at Buccaneers	P	0	0	0	0.0	0.0	0	0	0	0	0	0	0	0	0	0	0	0	0	0	0	0	0	0	0	L	12-30		
12/31	Panthers		INJURED RESERVE																										W	26-0
01/07	at Titans		INJURED RESERVE																										L	20-28
<b>2023 TOTALS</b>		<b>15-0</b>	<b>1</b>	<b>0</b>	<b>1</b>	<b>0.0</b>	<b>0.0</b>	<b>0</b>	<b>0</b>	<b>0</b>	<b>0</b>	<b>0</b>	<b>0</b>	<b>0</b>	<b>0</b>	<b>0</b>	<b>0</b>	<b>0</b>	<b>0</b>	<b>7</b>	<b>7</b>	<b>0</b>	<b>0</b>	<b>0</b>	<b>0</b>	<b>0</b>	<b>9-8</b>			

+ - Overtime



**2023 GAME-BY-GAME REGULAR-SEASON STATISTICS (JAGUARS)**

DATE	OPPONENT	P/S	KICKOFF RETURNS						PUNT RETURNS						W/L	SCORE
			RET	YDS	AVG	LG	TD	NO	FC	YDS	AVG	LG	TD			
09/10	at Colts	P	0	0	0.0	0	0	0	0	0	0	0.0	0	0	W	31-21
09/17	Chiefs	P	0	0	0.0	0	0	0	0	0	0	0.0	0	0	L	9-17
09/24	Texans	P	0	0	0.0	0	0	0	0	0	0	0.0	0	0	L	17-37
10/01	Falcons	P	0	0	0.0	0	0	0	0	0	0	0.0	0	0	W	23-7
10/08	at Bills	P	0	0	0.0	0	0	0	0	0	0	0.0	0	0	W	25-20
10/15	Colts	P	0	0	0.0	0	0	0	0	0	0	0.0	0	0	W	37-20
10/19	at Saints	P	0	0	0.0	0	0	0	0	0	0	0.0	0	0	W	31-24
10/29	at Steelers	P	1	21	21.0	21	0	0	0	0	0	0.0	0	0	W	20-10
11/12	49ers	P	0	0	0.0	0	0	0	0	0	0	0.0	0	0	L	3-34
11/19	Titans	P	0	0	0.0	0	0	0	0	0	0	0.0	0	0	W	34-14
11/26	at Texans	P	0	0	0.0	0	0	0	0	0	0	0.0	0	0	W	24-21
12/04	Bengals	P	0	0	0.0	0	0	0	0	0	0	0.0	0	0	L	31-34+
12/10	at Browns	P	0	0	0.0	0	0	0	0	0	0	0.0	0	0	L	27-31
12/17	Ravens	P	0	0	0.0	0	0	0	0	0	0	0.0	0	0	L	7-23
12/24	at Buccaneers	P	0	0	0.0	0	0	0	0	0	0	0.0	0	0	L	12-30
12/31	Panthers							INJURED RESERVE						W	26-0	
01/07	at Titans							INJURED RESERVE						L	20-28	
<b>2023 TOTALS</b>		<b>15-0</b>	<b>1</b>	<b>21</b>	<b>21.0</b>	<b>21</b>	<b>0</b>	<b>0</b>	<b>0</b>	<b>0</b>	<b>0</b>	<b>0.0</b>	<b>0</b>	<b>0</b>	<b>9-8</b>	

+ - Overtime





# BRIAN THOMAS JR. | 7

**POSITION:** WIDE RECEIVER  
**HT:** 6-2 | **WT:** 209 | **DOB:** 10-8-2002  
**COLLEGE:** LSU  
**HOMETOWN:** WALKER, LA.  
**ACQ:** D1-'24  
**EXP:** R

BrianThomas\_11  
 brian.thomas11

## KEY TRANSACTIONS

- Originally drafted by Jacksonville in the first round (23rd overall) in the 2024 draft

## 2024 (Jaguars)

- 9/15 vs. CLE:** Caught one reception for 66 yards... His 66-yard catch is the fifth-longest reception for a rookie in franchise history and the longest by a rookie this season
- 9/8 at MIA:** Saw action at wide receiver and recorded 47 yards and a touchdown on four receptions... He is the first Jaguars non-quarterback rookie first-rounder to score a TD in his NFL debut since Leonard Fournette in 2017... Thomas Jr. is the sixth rookie wide receiver to catch a touchdown in his NFL debut in franchise history

## COLLEGE

- In three seasons at LSU, he recorded 127 receptions for 1,897 yards and 24 touchdowns
- During his junior season (2023), he led the nation in receiving touchdowns with 17
- Named 2023 Third-Team All-America by Associated Press and named Second-Team All-SEC by Associated Press and coaches
- Thomas' 24 career receiving touchdowns tied for third-most in program history, alongside WR Justin Jefferson

## PERSONAL

- Son of Brian Thomas Sr. and Sandra Thomas
- Ranked as the number four player in Louisiana in 2020 and participated in the Adidas All-American Bowl
- Recorded 30 passes for 507 yards and seven touchdowns as a senior (2020) and recorded 75 passes for 1,272 yards and 17 touchdowns as a junior (2019)
- Was a dual sport athlete in high school, also participating in basketball... named Most Outstanding Player in the state title game in 2018 after scoring 20 points and grabbing eight rebounds in a win over Landry-Walker High School

### BRIAN THOMAS JR.'S NFL REGULAR SEASON RUSHING/RECEIVING STATISTICS

DATE	TEAM	RECEIVING							RUSHING				
		GP	GS	NO.	YDS.	AVG.	LG	TD	NO.	YDS.	AVG.	LG	TD
2024	Jaguars	2	1	6	141	23.5	66	1	0	0	0.0	0	0
<b>NFL TOTALS</b>		<b>2</b>	<b>1</b>	<b>6</b>	<b>141</b>	<b>23.5</b>	<b>66</b>	<b>1</b>	<b>0</b>	<b>0</b>	<b>0.0</b>	<b>0</b>	<b>0</b>

### BRIAN THOMAS JR.'S NFL REGULAR SEASON RETURN STATISTICS

DATE	TEAM	KICKOFF RETURNS					PUNT RETURNS					
		RET.	YDS.	AVG.	LG	TD	NO.	FC	YDS.	AVG.	LG	TD
2024	Jaguars	0	0	0.0	0	0	0	0	0	0.0	0	0
<b>NFL TOTALS</b>		<b>0</b>	<b>0</b>	<b>0.0</b>	<b>0</b>	<b>0</b>	<b>0</b>	<b>0</b>	<b>0</b>	<b>0.0</b>	<b>0</b>	<b>0</b>

### SINGLE-GAME HIGHS: RECEIVING

<b>Receptions</b>	4 at Miami Dolphins, Sep 08, 2024 2 vs. Cleveland Browns, Sep 15, 2024	<b>Receiving TDs</b>	1 at Miami Dolphins, Sep 08, 2024
<b>Receiving Yards</b>	94 vs. Cleveland Browns, Sep 15, 2024 47 at Miami Dolphins, Sep 08, 2024	<b>All-Purpose Yards</b>	94 vs. Cleveland Browns, Sep 15, 2024 47 at Miami Dolphins, Sep 08, 2024
<b>Receiving Average</b>	11.8 at Miami Dolphins, Sep 08, 2024	<b>Most TDs</b>	1 at Miami Dolphins, Sep 08, 2024
<b>Longest Receptions</b>	66 vs. Cleveland Browns, Sep 15, 2024 28 vs. Cleveland Browns, Sep 15, 2024	<b>Scrimmage Yards</b>	94 vs. Cleveland Browns, Sep 15, 2024 47 at Miami Dolphins, Sep 08, 2024

### 2024 GAME-BY-GAME REGULAR-SEASON STATISTICS (JAGUARS)

DATE	OPPONENT	P/S	RECEIVING					RUSHING					W/L	SCORE
			NO.	YDS.	AVG.	LG	TD	NO.	YDS.	AVG.	LG	TD		
09/08	at Dolphins	P	4	47	11.8	18	1	0	0	0.0	0	0	L	17-20
09/15	Browns	S	2	94	47.0	66	0	0	0	0.0	0	0	L	13-18
<b>2024 TOTALS</b>		<b>2-1</b>	<b>6</b>	<b>141</b>	<b>23.5</b>	<b>66</b>	<b>1</b>	<b>0</b>	<b>0</b>	<b>0.0</b>	<b>0</b>	<b>0</b>	<b>0-2</b>	





**BRIAN THOMAS JR.'S COLLEGE RUSHING/RECEIVING STATISTICS**

DATE	TEAM	RUSHING							RECEIVING				
		GP	GS	NO.	YDS.	AVG.	LG	TD	NO.	YDS.	AVG.	LG	TD
2021	LSU	12	9	2	6	3.0	5	0	28	359	12.8	42	2
2022	LSU	13	6	0	0	0.0	0	0	31	361	11.6	57	5
2023	LSU	13	12	1	-6	-6.0	0	0	68	1,177	17.3	86	17
<b>TOTALS</b>		<b>38</b>	<b>27</b>	<b>3</b>	<b>0</b>	<b>0.0</b>	<b>5</b>	<b>0</b>	<b>127</b>	<b>1,897</b>	<b>14.9</b>	<b>86</b>	<b>24</b>

**BRIAN THOMAS JR.'S COLLEGE RETURN STATISTICS**

DATE	TEAM	KICKOFF RETURNS					PUNT RETURNS					
		RET.	YDS.	AVG.	LG	TD	NO.	FC	YDS.	AVG.	LG	TD
2021	LSU	0	0	0.0	0	0	0	0	0	0.0	0	0
2022	LSU	0	0	0.0	0	0	0	0	0	0.0	0	0
2023	LSU	0	0	0.0	0	0	0	0	0	0.0	0	0
<b>TOTALS</b>		<b>0</b>	<b>0</b>	<b>0.0</b>	<b>0</b>	<b>0</b>	<b>0</b>	<b>0</b>	<b>0</b>	<b>0.0</b>	<b>0</b>	<b>0</b>

**COLLEGE 2023 GAME-BY-GAME STATISTICS (LSU)**

DATE	OPPONENT	P/S	RUSHING					RECEIVING					W/L	SCORE
			NO.	YDS.	AVG.	LG	TD	NO.	YDS.	AVG.	LG	TD		
09/03	at Florida St.	S	0	0	0.0	0	0	7	142	20.3	75	1	W	45-24
09/09	Grambling	S	0	0	0.0	0	0	6	78	13.0	26	2	W	72-10
09/16	at Mississippi St.	P	0	0	0.0	0	0	7	60	8.6	19	0	W	41-14
09/23	Arkansas	S	0	0	0.0	0	0	5	133	26.6	49	2	W	34-31
09/30	at Ole Miss	S	0	0	0.0	0	0	8	124	15.5	34	3	L	49-55
10/07	at Missouri	S	0	0	0.0	0	0	4	66	16.5	42	1	W	49-39
10/14	Auburn	S	0	0	0.0	0	0	2	7	3.5	4	0	W	48-18
10/21	Army West Point	S	0	0	0.0	0	0	3	122	40.7	86	2	W	62-0
11/04	at Alabama	S	0	0	0.0	0	0	3	36	12.0	23	0	L	28-42
11/11	Florida	S	0	0	0.0	0	0	6	150	25.0	52	2	W	52-35
11/18	Georgia St.	S	1	-6	-6.0	0	0	4	103	25.8	70	1	W	56-14
11/25	Texas A&M	S	0	0	0.0	0	0	5	58	11.6	23	1	W	42-30
01/01	Wisconsin	S	0	0	0.0	0	0	8	98	12.3	38	2	W	35-31
<b>2023 TOTALS</b>		<b>13-12</b>	<b>1</b>	<b>-6</b>	<b>-6.0</b>	<b>0</b>	<b>0</b>	<b>68</b>	<b>1,177</b>	<b>17.3</b>	<b>86</b>	<b>17</b>	<b>11-2</b>	





# COLE VAN LANEN | 70

**POSITION:** OFFENSIVE LINEMAN  
**HT:** 6-5 | **WT:** 312 | **DOB:** 4-23-1998  
**COLLEGE:** WISCONSIN  
**HOMETOWN:** GREEN BAY, WIS.  
**ACQ:** T (G.B.)-'22  
**EXP:** 4th YEAR

colevanlanen5  
 cole\_vanlanen

## KEY TRANSACTIONS

- Originally selected by Green Bay in the sixth round (214th overall) of the 2021 NFL Draft
- Traded to Jacksonville on 8/23/2022

## PRO

### 2023 (Jaguars)

- Saw action in nine games
- **12/24 at T.B.:** Saw action on the offensive line and on special teams
- **9/24 vs. HOU:** Replaced Anton Harrison on the offensive line after he left the game with an ankle injury... Also saw action on special teams

### 2022 (Jaguars)

- Saw action in 16 regular season games and both postseason games
- **1/1 at HOU:** Saw action on offense and special teams
- **12/22 at NYJ:** Saw action on offense and special teams

### 2021 (Jaguars)

- Spent majority of the season on the practice squad... Appeared in one game

## COLLEGE

- Played in 45 games with 19 starts at left tackle in his four seasons with the Badgers, with 18 of those starts coming over his final two seasons
- Earned first-team All-Big Ten honors as a senior in 2020
- Helped the Badgers rank in the top 15 in the country in rushing in both 2018 (273.4 ypg, No. 6) and 2019 (233.1 ypg, No. 15) as RB Jonathan Taylor posted back-to-back 2,000-yard rushing seasons
- Received second-team All-Big Ten recognition from the coaches and media as a junior in 2019

## PERSONAL

- Swept discus and shot put titles at 2015 Wisconsin Division 1 state meet as a junior
- Invited to 2016 U.S. Army All-American Bowl
- Earned his degree in personal finance
- Father, Thomas, won the Wisconsin Division 2 state titles in discus and shot put for West De Pere (Wis.) High School in 1994

### COLE VAN LANEN'S NFL REGULAR SEASON STATISTICS

DATE	TEAM	GP	GS
2021	Packers	1	0
2022	Jaguars	16	0
2023	Jaguars	9	0
2024	Jaguars	0	0
<b>NFL TOTALS</b>		<b>26</b>	<b>0</b>

### COLE VAN LANEN'S NFL POSTSEASON STATISTICS

DATE	TEAM	GP	GS
2021	Packers	0	0
2022	Jaguars	2	0
<b>NFL TOTALS</b>		<b>2</b>	<b>0</b>

### 2024 GAME-BY-GAME REGULAR-SEASON STATISTICS (JAGUARS)

DATE	OPPONENT	P/S	W/L	SCORE
09/08	at Dolphins		ON INACTIVE LIST	L 17-20
09/15	Browns		ON INACTIVE LIST	L 13-18
<b>2024 TOTALS</b>		<b>0-0</b>		<b>0-2</b>



**2023 GAME-BY-GAME REGULAR-SEASON STATISTICS (JAGUARS)**

DATE	OPPONENT	P/S		W/L	SCORE
09/10	at Colts	P		W	31-21
09/17	Chiefs	P		L	9-17
09/24	Texans	P		L	17-37
10/01	Falcons		DID NOT PLAY (NON-INJURY)	W	23-7
10/08	at Bills		ON INACTIVE LIST	W	25-20
10/15	Colts	P		W	37-20
10/19	at Saints	P		W	31-24
10/29	at Steelers		ON INACTIVE LIST	W	20-10
11/12	49ers		ON INACTIVE LIST	L	3-34
11/19	Titans		ON INACTIVE LIST	W	34-14
11/26	at Texans		ON INACTIVE LIST	W	24-21
12/04	Bengals	P		L	31-34+
12/10	at Browns	P		L	27-31
12/17	Ravens	P		L	7-23
12/24	at Buccaneers	P		L	12-30
12/31	Panthers		ON INACTIVE LIST	W	26-0
01/07	at Titans		ON INACTIVE LIST	L	20-28
<b>2023 TOTALS</b>		<b>9-0</b>		<b>9-8</b>	

+ - Overtime





# TRAVON WALKER | 44

**POSITION:** DEFENSIVE END  
**HT:** 6-5 | **WT:** 272 | **DOB:** 12-18-2000  
**COLLEGE:** GEORGIA  
**HOMETOWN:** THOMASTON, GA.  
**ACQ:** D1-'22  
**EXP:** 3rd YEAR



## KEY TRANSACTIONS

- Originally drafted by Jacksonville in the first round (1st overall) in the 2022 draft

## PRO

### 2024 (Jaguars)

- 9/15 vs. CLE:** Recorded two tackles and one quarterback hit... Registered three quarterback pressures according to TruMedia, his 21st-straight game with at least one quarterback pressure and his 16th-straight game with two or more
- 9/8 at MIA:** Started at defensive end and recorded six tackles (two solo), one tackle for loss, two quarterback hits and 2.0 sacks... He reached his fifth consecutive game with at least 1.0 sack dating back to Week 15 of the 2023 season, which was the second-longest active sack streak in the NFL at the time... His 2.0 sacks tie his single-game career high

### 2023 (Jaguars)

- Started 17 games in 2023 and recorded 52 tackles (27 solo), 19 quarterback hits, 10.0 sacks, 10 tackles for loss, two passes defensed and one fumble recovery... His 10.0 sacks ranked second on the Jaguars
- 1/7 at TEN:** Posted two total tackles (one solo), two quarterback hits, one tackle for loss and 1.0 sack... Achieved 100 career tackles... Recorded at least 0.5 sack in seven of the last eight games of the season
- 12/31 vs. CAR:** Recorded six solo tackles, two tackles for loss and 2.0 sacks
- 12/24 at T.B.:** Posted five total tackles (three solo), 1.0 sack and one tackle for loss
- 10/29 at PIT:** Recorded two total tackles (one solo), two quarterback hits, one tackle for loss and 1.0 sack for five yards... Saw action on special teams

### 2022 (Jaguars)

- Started 14 of his 15 regular season game appearances and started both postseason games... In the regular season, he posted 49 tackles (24 solo), five tackles for loss, 3.5 sacks, one interception and one forced fumble... In the postseason, he posted five tackles (two solo), three quarterback hits, one tackle for loss, one pass defensed and 0.5 sacks
- 1/21 at K.C.:** Started at outside linebacker and recorded three tackles (two solo), including one tackle for loss, one QB hit and one pass defensed
- 12/11 at TEN:** Started at outside linebacker and recorded three tackles (two solo), 1.0 sack and one forced fumble
- 10/23 vs. NYG:** Started at outside linebacker and recorded five tackles (two solo) and recorded 1.0 sack
- 9/11 at WAS:** Started at outside linebacker and posted four tackles, including 1.0 sack, and one INT... Walker became the second player in franchise history (Kevin Hardy) to record at least 1.0 sack and one INT in their first career game... It's the first time a player has accomplished the feat in their NFL debut since 2018

## COLLEGE

- In 2021, started at defensive tackle in all 15 games
- Finished with 37 total tackles, second among interior linemen and had 6.0 QB sacks, 7.5 tackles for loss, and a team-high 36 QB hurries
- Career-high seven QB pressures in CFP Championship Game vs. Alabama
- 2021 Pre-season third-team All-SEC, as voted by the league's 14 head coaches, as well as by attendees at SEC Media Days
- Freshman All-SEC Team, as voted by the league's 14 head coaches

## PERSONAL

- His full name is Yury Travon Walker
- Father, Stead Walker, served in the Marine Corps
- Has two older sisters, Charmine and Nakeria
- Recipient of the Bill and Susan Robbins Family Football Scholarship
- Won back-to-back Class 4A state championships in basketball in high school
- His favorite athlete growing up was Kobe Bryant
- City officials proclaimed Jan. 18, 2022, Travon Walker Day in Walker's hometown, Thomaston, Ga.
- In May of 2023, Walker's No. 44 was officially retired at Upson-Lee High School in his hometown



**TRAVON WALKER'S NFL REGULAR SEASON DEFENSIVE STATISTICS**

DATE	TEAM	GP	TACKLES							INTERCEPTIONS							O. FUMB					ST					MISC	
			GS	TK	S	A	TFL	YDS	SK	YDS	QBH	NO	YDS	LG	TD	PD	FF	FR	TD	YDS	TK	S	A	FF	FR	S	A	
2022	Jaguars	16	15	49	24	25	5	20	3.5	23.0	10	1	9	9	0	2	1	0	0	0	0	0	0	0	0	0	0	
2023	Jaguars	17	17	52	27	25	10	69	10.0	77.5	19	0	0	0	0	2	0	1	0	0	0	0	0	0	0	0		
2024	Jaguars	2	2	8	3	5	1	14	2.0	14.0	3	0	0	0	0	0	0	0	0	0	0	0	0	0	0	0		
<b>NFL TOTALS</b>		<b>35</b>	<b>34</b>	<b>109</b>	<b>54</b>	<b>55</b>	<b>16</b>	<b>103</b>	<b>15.5</b>	<b>114.5</b>	<b>32</b>	<b>1</b>	<b>9</b>	<b>9</b>	<b>0</b>	<b>4</b>	<b>1</b>	<b>1</b>	<b>0</b>	<b>0</b>	<b>0</b>	<b>0</b>	<b>0</b>	<b>0</b>	<b>0</b>	<b>0</b>		

**TRAVON WALKER'S NFL POSTSEASON DEFENSIVE STATISTICS**

DATE	TEAM	GP	TACKLES							INTERCEPTIONS							O. FUMB					ST					MISC	
			GS	TK	S	A	TFL	YDS	SK	YDS	QBH	NO	YDS	LG	TD	PD	FF	FR	TD	YDS	TK	S	A	FF	FR	S	A	
2022	Jaguars	2	2	5	2	3	1	0	0.5	3.5	3	0	0	0	0	1	0	0	0	0	0	0	0	0	0	0		
<b>NFL TOTALS</b>		<b>2</b>	<b>2</b>	<b>5</b>	<b>2</b>	<b>3</b>	<b>1</b>	<b>0</b>	<b>0.5</b>	<b>3.5</b>	<b>3</b>	<b>0</b>	<b>0</b>	<b>0</b>	<b>0</b>	<b>1</b>	<b>0</b>	<b>0</b>	<b>0</b>	<b>0</b>	<b>0</b>	<b>0</b>	<b>0</b>	<b>0</b>	<b>0</b>	<b>0</b>		

**SINGLE-GAME HIGHS: DEFENSIVE**

**Total Tackles** 6 at Miami Dolphins, Sep 08, 2024  
6 vs. Carolina Panthers, Dec 31, 2023  
...1 more at 6.

**Solo Tackles** 6 vs. Carolina Panthers, Dec 31, 2023  
3 at Tampa Bay Buccaneers, Dec 24, 2023  
...5 more at 3.

**Sacks** 2.0 at Miami Dolphins, Sep 08, 2024  
2.0 vs. Carolina Panthers, Dec 31, 2023

**Passes Defensed** 1 vs. Tennessee Titans, Nov 19, 2023  
1 vs. San Francisco 49ers, Nov 12, 2023  
...2 more at 1.

**Fumble Recoveries** 1 at Buffalo Bills, Oct 08, 2023  
**Tackles For Loss** 2 vs. Carolina Panthers, Dec 31, 2023  
2 vs. Houston Texans, Sep 24, 2023

**Interceptions** 1 at Washington Commanders, Sep 11, 2022  
**Interception Return Yards** 9 at Washington Commanders, Sep 11, 2022

**SINGLE-GAME HIGHS - POSTSEASON: DEFENSIVE**

**Total Tackles** 3 at Kansas City Chiefs, Jan 21, 2023  
2 vs. Los Angeles Chargers, Jan 14, 2023

**Solo Tackles** 2 at Kansas City Chiefs, Jan 21, 2023

**Sacks** 0.5 vs. Los Angeles Chargers, Jan 14, 2023

**Passes Defensed** 1 at Kansas City Chiefs, Jan 21, 2023  
**Tackles For Loss** 1 at Kansas City Chiefs, Jan 21, 2023

**2024 GAME-BY-GAME REGULAR-SEASON STATISTICS (JAGUARS)**

DATE	OPPONENT	P/S	TACKLES							INTERCEPTIONS							O. FUMB					ST					MISC	
			TK	S	A	SK	YDS	TFL	YDS	QBH	NO	YDS	LG	TD	PD	FF	FR	TD	YDS	TK	S	A	FF	FR	S	A	W/L	SCORE
09/08	at Dolphins	S	6	2	4	2.0	14.0	1	14	2	0	0	0	0	0	0	0	0	0	0	0	0	0	0	0	0	L	17-20
09/15	Browns	S	2	1	1	0.0	0.0	0	0	1	0	0	0	0	0	0	0	0	0	0	0	0	0	0	0	0	L	13-18
<b>2024 TOTALS</b>		<b>2-2</b>	<b>8</b>	<b>3</b>	<b>5</b>	<b>2.0</b>	<b>14.0</b>	<b>1</b>	<b>14</b>	<b>3</b>	<b>0</b>	<b>0</b>	<b>0</b>	<b>0</b>	<b>0</b>	<b>0</b>	<b>0</b>	<b>0</b>	<b>0</b>	<b>0</b>	<b>0</b>	<b>0</b>	<b>0</b>	<b>0</b>	<b>0</b>	<b>0</b>	<b>0-2</b>	


**2023 GAME-BY-GAME REGULAR-SEASON STATISTICS (JAGUARS)**

DATE	OPPONENT	P/S	TACKLES							INTERCEPTIONS							O. FUMB					ST					MISC	
			TK	S	A	SK	YDS	TFL	YDS	QBH	NO	YDS	LG	TD	PD	FF	FR	TD	YDS	TK	S	A	FF	FR	S	A	W/L	SCORE
09/10	at Colts	S	6	3	3	1.0	5.0	1	5	1	0	0	0	0	0	0	0	0	0	0	0	0	0	0	0	0	W	31-21
09/17	Chiefs	S	2	1	1	0.0	0.0	1	2	0	0	0	0	0	0	0	0	0	0	0	0	0	0	0	0	L	9-17	
09/24	Texans	S	4	3	1	0.0	0.0	2	5	0	0	0	0	0	0	0	0	0	0	0	0	0	0	0	0	L	17-37	
10/01	Falcons	S	2	2	0	1.0	0.0	0	0	2	0	0	0	0	0	0	0	0	0	0	0	0	0	0	0	W	23-7	
10/08	at Bills	S	1	1	0	0.0	0.0	0	0	1	0	0	0	0	0	0	1	0	0	0	0	0	0	0	0	W	25-20	
10/15	Colts	S	4	1	3	0.5	4.5	0	0	2	0	0	0	0	0	0	0	0	0	0	0	0	0	0	0	W	37-20	
10/19	at Saints	S	1	0	1	0.0	0.0	0	0	0	0	0	0	0	0	0	0	0	0	0	0	0	0	0	0	W	31-24	
10/29	at Steelers	S	2	1	1	1.0	5.0	1	5	2	0	0	0	0	0	0	0	0	0	0	0	0	0	0	0	W	20-10	
11/12	49ers	S	0	0	0	0.0	0.0	0	0	2	0	0	0	0	1	0	0	0	0	0	0	0	0	0	0	L	3-34	
11/19	Titans	S	4	1	3	0.5	4.0	0	0	1	0	0	0	0	1	0	0	0	0	0	0	0	0	0	0	W	34-14	
11/26	at Texans	S	3	1	2	0.5	4.5	0	0	1	0	0	0	0	0	0	0	0	0	0	0	0	0	0	0	W	24-21	
12/04	Bengals	S	4	0	4	0.5	2.5	0	0	1	0	0	0	0	0	0	0	0	0	0	0	0	0	0	0	L	31-34+	
12/10	at Browns	S	2	1	1	0.0	0.0	0	0	0	0	0	0	0	0	0	0	0	0	0	0	0	0	0	0	L	27-31	
12/17	Ravens	S	4	2	2	1.0	15.0	1	15	1	0	0	0	0	0	0	0	0	0	0	0	0	0	0	0	L	7-23	
12/24	at Buccaneers	S	5	3	2	1.0	13.0	1	13	1	0	0	0	0	0	0	0	0	0	0	0	0	0	0	0	L	12-30	
12/31	Panthers	S	6	6	0	2.0	14.0	2	14	2	0	0	0	0	0	0	0	0	0	0	0	0	0	0	0	W	26-0	
01/07	at Titans	S	2	1	1	1.0	10.0	1	10	2	0	0	0	0	0	0	0	0	0	0	0	0	0	0	0	L	20-28	
<b>2023 TOTALS</b>		<b>17-17</b>	<b>52</b>	<b>27</b>	<b>25</b>	<b>10.0</b>	<b>77.5</b>	<b>10</b>	<b>69</b>	<b>19</b>	<b>0</b>	<b>0</b>	<b>0</b>	<b>0</b>	<b>2</b>	<b>0</b>	<b>1</b>	<b>0</b>	<b>0</b>	<b>0</b>	<b>0</b>	<b>0</b>	<b>0</b>	<b>0</b>	<b>0</b>	<b>9-8</b>		

+ - Overtime







# PARKER WASHINGTON | 11

**POSITION:** WIDE RECEIVER  
**HT:** 5-10 | **WT:** 204 | **DOB:** 3-21-2002  
**COLLEGE:** PENN STATE  
**HOMETOWN:** SUGAR LAND, TEXAS  
**ACQ:** D6-'23  
**EXP:** 2nd YEAR

CPW11\_  
 cpw11\_

## KEY TRANSACTIONS

- Originally drafted by Jacksonville in the sixth round (185th overall) of the 2023 NFL Draft

## PRO

### 2024 (Jaguars)

- 9/15 vs. CLE:** Saw action at wide receiver and on special teams
- 9/8 at MIA:** Saw action at wide receiver and caught one reception for three yards... On special teams, he returned two kicks for 44 yards

### 2023 (Jaguars)

- Saw action in nine games with start... He recorded 16 receptions for 132 yards and two touchdowns... On special teams he totaled 12 punt returns for 126 yards and two kick returns for 51 yards
- 12/10 at CLE:** Posted two receptions for 27 yards and a touchdown... Returned five punts for 63 yards
- 12/4 vs. CIN:** Recorded six receptions for 61 yards and his first-career touchdown... Returned two kicks for 51 yards
- 11/26 at HOU:** Returned one punt for 22 yards and saw action at wide receiver

## COLLEGE

- Caught a pass in every game of his college career, totaling 146 receptions, ranking 10th all-time at Penn State
- Recorded 1,920 receiving yards and scored 12 touchdowns
- Appeared in 32 games and made 24 starts in three seasons
- Was Penn State's primary punt returner in 2022, returning 18 punts for 99 yards

## PERSONAL

- Sister, Ashton, is a player personnel coordinator for the Chicago Bears
- Cousin, Tyler Tolbert, plays baseball for the Kansas City Royals
- Cousin, QB Joshua Dobbs, plays football for the San Francisco 49ers
- Enjoys fishing and hunting
- Majored in Recreation, Park and Tourism Management

## PARKER WASHINGTON'S NFL REGULAR SEASON RUSHING/RECEIVING STATISTICS

DATE	TEAM	RECEIVING							RUSHING				
		GP	GS	NO.	YDS.	AVG.	LG	TD	NO.	YDS.	AVG.	LG	TD
2023	Jaguars	9	1	16	132	8.3	19t	2	0	0	0.0	0	0
2024	Jaguars	2	0	1	3	3.0	3	0	0	0	0.0	0	0
<b>NFL TOTALS</b>		<b>11</b>	<b>1</b>	<b>17</b>	<b>135</b>	<b>7.9</b>	<b>19T</b>	<b>2</b>	<b>0</b>	<b>0</b>	<b>0.0</b>	<b>0</b>	<b>0</b>

## PARKER WASHINGTON'S NFL REGULAR SEASON RETURN STATISTICS

DATE	TEAM	KICKOFF RETURNS					PUNT RETURNS					
		RET.	YDS.	AVG.	LG	TD	NO.	FC	YDS.	AVG.	LG	TD
2023	Jaguars	2	51	25.5	33	0	12	5	126	10.5	26	0
2024	Jaguars	2	44	22.0	24	0	0	0	0	0.0	0	0
<b>NFL TOTALS</b>		<b>4</b>	<b>95</b>	<b>23.8</b>	<b>33</b>	<b>0</b>	<b>12</b>	<b>5</b>	<b>126</b>	<b>10.5</b>	<b>26</b>	<b>0</b>

## PARKER WASHINGTON'S NFL REGULAR SEASON DEFENSIVE STATISTICS

DATE	TEAM	TACKLES					INTERCEPTIONS					O. FUMB					ST		MISC									
		GP	GS	TK	S	A	TFL	YDS	SK	YDS	QBH	NO	YDS	LG	TD	PD	FF	FR	TD	YDS	TK	S	A	FF	FR	S	A	
2023	Jaguars	9	1	0	0	0	0	0.0	0.0	0	0	0	0	0	0	0	0	1	0	0	0	0	0	0	0	1	0	0
2024	Jaguars	2	0	0	0	0	0	0.0	0.0	0	0	0	0	0	0	0	0	0	0	0	0	0	0	0	0	1	0	0
<b>NFL TOTALS</b>		<b>11</b>	<b>1</b>	<b>0</b>	<b>0</b>	<b>0</b>	<b>0</b>	<b>0.0</b>	<b>0.0</b>	<b>0</b>	<b>0</b>	<b>0</b>	<b>0</b>	<b>0</b>	<b>0</b>	<b>0</b>	<b>0</b>	<b>1</b>	<b>0</b>	<b>0</b>	<b>0</b>	<b>0</b>	<b>0</b>	<b>0</b>	<b>0</b>	<b>2</b>	<b>0</b>	<b>0</b>



**SINGLE-GAME HIGHS: RUSHING/RECEIVING**

<b>Receptions</b>	6 vs. Cincinnati Bengals, Dec 04, 2023 4 vs. Baltimore Ravens, Dec 17, 2023	<b>Longest Kickoff Return</b>	33 vs. Cincinnati Bengals, Dec 04, 2023 24 at Miami Dolphins, Sep 08, 2024
<b>Receiving Yards</b>	61 vs. Cincinnati Bengals, Dec 04, 2023 27 at Cleveland Browns, Dec 10, 2023	<b>Fair Catches</b>	3 at Houston Texans, Nov 26, 2023 1 at Tennessee Titans, Jan 07, 2024 ...1 more at 1.
<b>Receiving Average</b>	10.2 vs. Cincinnati Bengals, Dec 04, 2023 3.0 vs. Baltimore Ravens, Dec 17, 2023	<b>Punt Return Yards</b>	63 at Cleveland Browns, Dec 10, 2023 22 at Houston Texans, Nov 26, 2023
<b>Longest Receptions</b>	19t at Cleveland Browns, Dec 10, 2023 18 vs. Cincinnati Bengals, Dec 04, 2023	<b>Longest Punt Return</b>	26 at Cleveland Browns, Dec 10, 2023 22 at Houston Texans, Nov 26, 2023
<b>Receiving TDs</b>	1 at Cleveland Browns, Dec 10, 2023 1 vs. Cincinnati Bengals, Dec 04, 2023	<b>Punt Returns</b>	5 at Cleveland Browns, Dec 10, 2023 2 at Tennessee Titans, Jan 07, 2024 ...1 more at 2.
<b>All-Purpose Yards</b>	112 vs. Cincinnati Bengals, Dec 04, 2023 90 at Cleveland Browns, Dec 10, 2023	<b>Punt Return Average</b>	12.6 at Cleveland Browns, Dec 10, 2023
<b>Kickoff Returns</b>	2 at Miami Dolphins, Sep 08, 2024 2 vs. Cincinnati Bengals, Dec 04, 2023	<b>Most TDs</b>	1 at Cleveland Browns, Dec 10, 2023 1 vs. Cincinnati Bengals, Dec 04, 2023
<b>Kickoff Return Yards</b>	51 vs. Cincinnati Bengals, Dec 04, 2023 44 at Miami Dolphins, Sep 08, 2024		

**2024 GAME-BY-GAME REGULAR-SEASON STATISTICS (JAGUARS)**

DATE	OPPONENT	P/S	RECEIVING						RUSHING						W/L	SCORE
			NO.	YDS.	AVG.	LG	TD	NO.	YDS.	AVG.	LG	TD				
09/08	at Dolphins	P	1	3	3.0	3	0	0	0	0.0	0	0	0	L	17-20	
09/15	Browns	P	0	0	0.0	0	0	0	0	0.0	0	0	0	L	13-18	
<b>2024 TOTALS</b>		<b>2-0</b>	<b>1</b>	<b>3</b>	<b>3.0</b>	<b>3</b>	<b>0</b>	<b>0</b>	<b>0</b>	<b>0.0</b>	<b>0</b>	<b>0</b>	<b>0</b>	<b>0-2</b>		

**2023 GAME-BY-GAME REGULAR-SEASON STATISTICS (JAGUARS)**

DATE	OPPONENT	P/S	RECEIVING						RUSHING						W/L	SCORE
			NO.	YDS.	AVG.	LG	TD	NO.	YDS.	AVG.	LG	TD				
09/10	at Colts													W	31-21	
09/17	Chiefs													L	9-17	
09/24	Texans													L	17-37	
10/01	Falcons	P	0	0	0.0	0	0	0	0	0.0	0	0	0	W	23-7	
10/08	at Bills													W	25-20	
10/15	Colts													W	37-20	
10/19	at Saints													W	31-24	
10/29	at Steelers													W	20-10	
11/12	49ers													L	3-34	
11/19	Titans	P	0	0	0.0	0	0	0	0	0.0	0	0	0	W	34-14	
11/26	at Texans	P	0	0	0.0	0	0	0	0	0.0	0	0	0	W	24-21	
12/04	Bengals	P	6	61	10.2	18	1	0	0	0.0	0	0	0	L	31-34+	
12/10	at Browns	S	2	27	13.5	19t	1	0	0	0.0	0	0	0	L	27-31	
12/17	Ravens	P	4	12	3.0	6	0	0	0	0.0	0	0	0	L	7-23	
12/24	at Buccaneers	P	2	19	9.5	13	0	0	0	0.0	0	0	0	L	12-30	
12/31	Panthers	P	1	2	2.0	2	0	0	0	0.0	0	0	0	W	26-0	
01/07	at Titans	P	1	11	11.0	11	0	0	0	0.0	0	0	0	L	20-28	
<b>2023 TOTALS</b>		<b>9-1</b>	<b>16</b>	<b>132</b>	<b>8.3</b>	<b>19T</b>	<b>2</b>	<b>0</b>	<b>0</b>	<b>0.0</b>	<b>0</b>	<b>0</b>	<b>0</b>	<b>9-8</b>		

+ - Overtime



**2023 GAME-BY-GAME REGULAR-SEASON STATISTICS (JAGUARS)**

DATE	OPPONENT	P/S	KICKOFF RETURNS					PUNT RETURNS					W/L	SCORE	
			RET	YDS	AVG	LG	TD	NO	FC	YDS	AVG	LG			TD
09/10	at Colts													W	31-21
09/17	Chiefs													L	9-17
09/24	Texans													L	17-37
10/01	Falcons	P	0	0	0.0	0	0	1	0	5	5.0	5	0	W	23-7
10/08	at Bills													W	25-20
10/15	Colts													W	37-20
10/19	at Saints													W	31-24
10/29	at Steelers													W	20-10
11/12	49ers													L	3-34
11/19	Titans	P	0	0	0.0	0	0	0	0	0	0.0	0	0	W	34-14
11/26	at Texans	P	0	0	0.0	0	0	1	3	22	22.0	22	0	W	24-21
12/04	Bengals	P	2	51	25.5	33	0	1	0	0	0.0	0	0	L	31-34+
12/10	at Browns	S	0	0	0.0	0	0	5	1	63	12.6	26	0	L	27-31
12/17	Ravens	P	0	0	0.0	0	0	0	0	0	0.0	0	0	L	7-23
12/24	at Buccaneers	P	0	0	0.0	0	0	0	0	0	0.0	0	0	L	12-30
12/31	Panthers	P	0	0	0.0	0	0	2	0	17	8.5	15	0	W	26-0
01/07	at Titans	P	0	0	0.0	0	0	2	1	19	9.5	14	0	L	20-28
<b>2023 TOTALS</b>		<b>9-1</b>	<b>2</b>	<b>51</b>	<b>25.5</b>	<b>33</b>	<b>0</b>	<b>12</b>	<b>5</b>	<b>126</b>	<b>10.5</b>	<b>26</b>	<b>0</b>	<b>9-8</b>	

+ - Overtime

