



AUGUST 17, 2024  
PRESEASON WEEK 2



# JAGUARS

VS



# BUCCANEERS





**JOHN DEVER** | SENIOR VICE PRESIDENT AND CHIEF COMMUNICATIONS OFFICER | [DEVERJ@NFL.JAGUARS.COM](mailto:DEVERJ@NFL.JAGUARS.COM)  
**AMANDA HOLT** | SENIOR DIRECTOR OF FOOTBALL COMMUNICATIONS | [HOLTAF@NFL.JAGUARS.COM](mailto:HOLTAF@NFL.JAGUARS.COM)  
**LYNDSAY ROSSMAN** | DIRECTOR OF BUSINESS COMMUNICATIONS | [ROSSMANL@NFL.JAGUARS.COM](mailto:ROSSMANL@NFL.JAGUARS.COM)  
**DYLAN MORTON** | DIRECTOR OF FOOTBALL COMMUNICATIONS | [MORTOND@NFL.JAGUARS.COM](mailto:MORTOND@NFL.JAGUARS.COM)  
**EMILY MEARS** | PUBLIC RELATIONS COORDINATOR | [MEARSE@NFL.JAGUARS.COM](mailto:MEARSE@NFL.JAGUARS.COM)  
**JACOB LAMOTTA** | PUBLIC RELATIONS ASSOCIATE | [LAMOTTAJ@NFL.JAGUARS.COM](mailto:LAMOTTAJ@NFL.JAGUARS.COM)  
 @JAGUARS | @JAGUARSPR | JAGUARS.COM



## JACKSONVILLE JAGUARS VS. TAMPA BAY BUCCANEERS / AUGUST 17 / 7:30 P.M. ET



### JAGUARS TAKE ON INTRASTATE OPPONENT

The Jacksonville Jaguars host the Tampa Bay Buccaneers for two days of joint practices and their second preseason contest in EverBank Stadium. The Jaguars and Buccaneers have faced off 13 times in the preseason with Jacksonville holding a three-game advantage, 8-5. Most recently, the Jaguars took the victory, 25-10, on Aug. 30, 2018.

Last week, Jacksonville opened the preseason with a 26-13 win over the Kansas City Chiefs. They have won four straight preseason games dating back to 2023.

The Jaguars scored a touchdown on their first offensive drive on a nine-yard pass from QB Trevor Lawrence to RB Travis Etienne Jr. set up by a 73-yard kickoff return from WR Parker Washington.

"Just a really good, really good return by Parker. There were also some good blocks on that play. He ran tough. Physical run. It was a great way to really start our offense and get the game rolling for us," Head Coach Doug Pederson said of Washington's return. "Then Trevor to Etienne, on the play, just a nice one-on-one matchup. It was an angle route by Etienne. He just did a great job setting up the backer, a good throw."



### STADIUM OF THE FUTURE GETS APPROVED

"By your vote, we have scored a touchdown."

These eight words were proclaimed on the evening of June 25, 2024, by Jacksonville City Council President Ron Salem upon approval of the \$1.4 billion Stadium of the Future deal presented by the Jacksonville Jaguars and the City of Jacksonville. The historic vote prompted an immediate standing ovation as the future of football in Jacksonville took a significant step forward.

By partnering on a renovation of the aging city-owned stadium, the Jaguars committed to developing an innovative facility worthy of Jacksonville's position as a world-class city.

Pending a vote among NFL owners in October, stadium renovations will begin in early 2025 with a target completion date of August 2028. For more information, visit [www.jaguars.com/stadiumofthefuture](http://www.jaguars.com/stadiumofthefuture).

### MEDIA SITE

The Jaguars' media website is [NFLONG.com](http://NFLONG.com). For customized access to the NFLONG site, please utilize the username "jaguarsmedia" with the password "jaguarsmedia."

All transcripts from training camp and the team's 2024 Media Guide are available in the media center.

### 2024 PRESEASON SCHEDULE

Date	Opponent	Time (TV)
Sat., Aug. 10	Kansas City Chiefs	W, 26-13
Sat., Aug. 17	Tampa Bay Buccaneers	7:30 p.m. (CBS47)
Fri., Aug. 23	at Atlanta Falcons	7 p.m. (NFLN/FOX30)

### 2024 REGULAR SEASON SCHEDULE

Date	Opponent	Time (TV)
Sun., Sept. 8	at Miami Dolphins	1 p.m. (CBS)
Sun., Sept. 15	Cleveland Browns	1 p.m. (CBS)
Mon., Sept. 23	at Buffalo Bills	7:30 p.m. (ESPN)
Sun., Sept. 29	at Houston Texans	1 p.m. (CBS)
Sun., Oct. 6	Indianapolis Colts	1 p.m. (CBS)
Sun., Oct. 13	at Chicago Bears (London)	9:30 a.m. (NFLN)
Sun., Oct. 20	New England Patriots (London)	9:30 a.m. (NFLN)
Sun., Oct. 27	Green Bay Packers	1 p.m. (FOX)
Sun., Nov. 3	at Philadelphia Eagles	8:20 p.m. (NBC)
Sun., Nov. 10	Minnesota Vikings	1 p.m. (FOX)
Sun., Nov. 17	at Detroit Lions	1 p.m. (CBS)
BYE		
Sun., Dec. 1	Houston Texans	1 p.m. (FOX)
Sun., Dec. 8	at Tennessee Titans	1 p.m. (CBS)
Sun., Dec. 15	New York Jets	1 p.m. (FOX)
Sun., Dec. 22	at Las Vegas Raiders	4:25 p.m. (CBS)
Sun., Dec. 29	Tennessee Titans	1 p.m. (CBS)
TBD	at Indianapolis Colts	TBD

### BROADCAST



Brian Sexton  
(Play-by-Play)



Bucky Brooks  
(Analyst)



Brent Martineau  
(Sideline Reporter)



Frank Frangie  
(Play-by-Play)



Jeff Lageman  
(Analyst)



Tony Boselli  
(Analyst)



Kainani Stevens  
(Sideline Reporter)



# JAGUARS IN THE COMMUNITY

## JAGUARS IN THE COMMUNITY

This offseason, the Jaguars were engaged improving the local community through service to for the Jaguars Foundation's three pillars: neighborhood revitalization, youth development and League-wide initiatives, including support for the military, cancer awareness and prevention, social justice, Hispanic heritage and non-profit engagement. A few activations for the team's staff and players over the last few months included:

### DREAM BIG SCHOLARSHIP

- In its second year, the Jaguars Foundation awarded three \$3,000 DREAM BIG Scholarships, presented by Dream Finders Homes, to support high school girls flag athletes pursuing higher education and looking to positively impact the sports industry upon graduating college.

The 2024 winners of the scholarship were recognized at the Jaguars 2024 NFL Draft Party at EverBank Stadium. The 2024 winners were:

- **Olivia Cadiz**, senior at Dr. Phillips High School (Orlando) and attending Ottawa University, majoring in Philosophy, Politics and Economics;
- **Courtney Brown**, senior at Stanton College Preparatory High School (Jacksonville) and attending Florida State University, majoring in Psychology
- **Lilyana Hirschi**, senior at Forest High School (Ocala, Fla.) and attending University of Alabama, majoring in Sports Communications.

"As the popularity of girls' flag football gains steam in the state of Florida and throughout our country, 'girl power' is more than a tag line as these athletes are proving that they can 'dream big' to reach their goals," said Whitney Meyer, Jaguars Senior Vice President and Chief Community Impact Officer. "We are proud to once again provide opportunities for postsecondary education, continuing athleticism through collegiate play and potential future as professionals in the sports arena through the Jaguars DREAM BIG Scholarship."



### BOLD GOLD GAMES

In March, the Jaguars hosted the 2nd annual 5v5 flag tournament including a record 58 teams and 700 athletes and coaches from around the state of Florida to compete in a 9U to 18U girls and coed division structure. Renamed the "Bold Gold Games" following the announcement of flag football's Olympics debut in Los Angeles 2028, the tournament is considered a pathway to the Olympics using the same structure as the Games. The event had a special guest in attendance, Jacksonville resident Laval Davis of the U.S. Men's National Flag Football team, to welcome the competitors.



### NATIONAL VOLUNTEER MONTH

Jaguars front office staff dedicated the month of April to improving our community. Through 11 events, 76 front office team members volunteered more than 700 total hours of impactful work for the following non-profit organizations and companies: Changing Homelessness, Jacksonville Humane Society, Feeding Northeast Florida, United Way, Sultzbacher, The Arc Jacksonville, Mission House, City of Jacksonville Beach, Long Branch Elementary School and Jacksonville Zoo and Gardens.

### MILITARY CARE PACKAGES

In partnership with Novo Nordisk and St. Michael's Soldiers, Novo Nordisk employees, Jaguars staff, former Jaguars cornerback Tre Herndon, Jaguars Legend Paul Posluszny, THE ROAR and Jaxson de Ville boxed up more than 200 packages for local active-duty military and veterans. Care packages included items such as hats, mugs and snacks from local, veteran-owned businesses.



# HC DOUG PEDERSON & GM TRENT BAALKE



**DOUG  
PEDERSON**  
HEAD COACH

The Jacksonville Jaguars hired two-time Super Bowl champion and former NFL quarterback Doug Pederson as head coach on Feb. 3, 2022.

In his first two seasons leading the Jaguars, Jacksonville produced a winning record in back-to-back seasons for the first time since 2004-05. In 2023, the team finished 9-8 and second in the AFC South. DE Josh Allen (17.5) and DE Travon Walker (10.0) led the Jaguars in sacks in 2023. Their 27.5 combined sacks were the most among any duo in the NFL. QB Trevor Lawrence recorded 4,016 passing yards, while WR Calvin Ridley posted 1,016 receiving yards and RB Travis Etienne Jr. recorded 1,008 rushing yards. This marked the first time in franchise history Jacksonville had a 4,000-yard passer, 1,000-yard receiver and 1,000-yard rusher in consecutive seasons.

In Pederson's first year as head coach of the Jaguars, he led the team to its first AFC South title and first playoff appearance since 2017. The Jaguars ranked first in the NFL in win differential from the 2021 to 2022 season and also became just the third team since 1970 to draft first overall and win their division the following season. Pederson was named the NFL 101 AFC Coach of the Year and was one of three finalists for AP NFL Coach of the Year.

Pederson, 56, joined the Jaguars after most recently spending five seasons as the head coach (2016-20) of the Philadelphia Eagles, compiling a 46-39-1 record during the regular season and postseason. During his time in Philadelphia, the Eagles made the postseason in three consecutive seasons (2017-19) and won two NFC East titles (2017 and 2019). In 2017, Pederson led the Eagles to their first-ever Super Bowl Championship in Super Bowl LII with a 41-33 victory against the Patriots.

In 2019, the Eagles claimed their second NFC East division title in Pederson's tenure. Philadelphia made their third straight playoff appearance, posting four consecutive wins against divisional opponents to close the season. The team had six players earn Pro Bowl nods and finished in the top half of the NFL in both points per game and points allowed per game.

In 2018, the Eagles offense ranked fifth in completions (422), eighth in passing yards (4,524) and eighth in passing yards per game (282.8) while Pederson's defense ranked seventh in rushing defense (1,551), tied for eighth in sacks (44), eighth in first downs allowed (308) and ninth in touchdowns allowed (37).


Pederson directed a historic campaign in 2017, as Philadelphia finished the regular season with a franchise-record-tying 13 wins, earned an NFC East title and the No. 1 seed in the NFC and delivered the first Super Bowl championship in Eagles history. Pederson became the eighth head coach in NFL history to win the Super Bowl in his first two seasons with a team and seventh to win the Super Bowl in his first playoff appearance.

As a first-year head coach in 2016, Pederson and the Eagles finished with a 7-9 record while Wentz set Eagles rookie records in passing yards (3,782), completions (379) and passing touchdowns (16). Prior to arriving in Philadelphia, Pederson served as the offensive coordinator of the Kansas City Chiefs from 2013-15, helping the team post a 31-17 regular season record over three seasons.

Before joining Kansas City, Pederson coached the quarterbacks in Philadelphia from 2011-12. In his first year in that role, Pederson saw QB Michael Vick become the second quarterback in NFL history to top the 3,000-yard passing and 500-yard rushing plateaus in consecutive seasons. Pederson began his pro coaching career as offensive quality control coach with the Eagles from 2009-10.

A 12-year NFL veteran, Pederson played quarterback for the Green Bay Packers, Miami Dolphins, Philadelphia Eagles and Cleveland Browns after originally being signed by the Dolphins as an undrafted rookie in 1991. Pederson played for Green Bay from 1996-98 and 2001-04 and was part of Packer teams that won Super Bowl XXXI, two NFC Championships (1996 and 1997) and six division titles.

Pederson and his wife Jeannie have three sons: Drew and his wife AnnMarie (the couple have one son, Lincoln); Josh and his wife Ryan (the couple has two sons, Brodie and Baylor); and Joel, who is a recent graduate of Clemson University.



**TRENT  
BAALKE**  
GENERAL MANAGER

Trent Baalke was hired as the Jaguars general manager on Jan. 21, 2021. He originally joined the Jaguars in Feb. 2020 as the team's director of player personnel before being named the interim general manager on Nov. 29, 2020.

In the 2024 draft, Baalke and the Jaguars selected WR Brian Thomas Jr. with the No. 23 overall pick. He only conducted one trade over the three-day draft, sending the No. 17 overall selection to the Minnesota Vikings for the No. 23 and 167 selections – and third- and fourth-round selections in the 2025 NFL Draft.

Baalke and the Jaguars selected a franchise-record 13 players in the 2023 draft, including OL Anton Harrison with the No. 27 overall pick. Thanks to four trades triggered by Baalke, Jacksonville selected a franchise-record 10 players on day three of the NFL Draft. In Nov. 2022, Baalke engineered a trade with the Atlanta Falcons for Wide Receiver Calvin Ridley.

In the 2022 draft, Baalke and the Jaguars selected DE Travon Walker as the number one overall pick. He subsequently led the Jaguars in reaching deals with an accomplished free agent class, including TE Evan Engram, WR Zay Jones, WR Christian Kirk, LB Foye Oluokun, OL Brandon Scherff, and CB Darius Williams. Baalke's free-agent haul helped establish a culture in Jacksonville that withstood a 3-7 start before rebounding to win the AFC South (9-8) and defeat the Chargers in one of the greatest comebacks in NFL postseason history.

Engram went on to set the franchise record in receptions and yards for a tight end. Jones recorded a personal mark for receptions (82) in a single season and, likewise, Kirk set personal highs in receptions (84) and touchdowns (8), as they helped take Jacksonville's offense to a new level. Oluokun and Scherff were both voted as captains for the 2022 season, and Williams provided vital veteran leadership for a defense that finished first in the league in passes defended with 95.

In his first draft as general manager in Jacksonville, Baalke and the Jaguars selected QB Trevor Lawrence with the first overall selection of the 2021 draft. With the pick, Lawrence became the first No. 1 overall selection made by both Baalke and the Jaguars. The Clemson product set rookie franchise records in both completions (359) and passing yards (3,641) in his inaugural season with the Jaguars. Second-round selection CB Tyson Campbell finished his rookie season with 10 passes defended, good for fifth all-time among rookies in franchise history.

Prior to arriving in Jacksonville, Baalke spent 12 seasons with the San Francisco 49ers, ascending to general manager (2011-16) after stints as western region scout (2005-07); director of player personnel (2008-09); and vice president of player personnel (2010) to. He was named Executive of the Year following the 2011 season by the Pro Football Writers of America and Pro Football Weekly after transforming a 6-10 team into a 13-3 team in his first season as general manager with San Francisco.

During Baalke's tenure in the Bay Area, the 49ers appeared in three consecutive NFC Championship games (2011-13) and Super Bowl XLVII, while tallying a 5-3 postseason record. After Baalke began overseeing all player acquisitions in 2010, six acquired players accounted for nine All-Pro selections, while eight of those players earned Pro Bowl honors. Overall, the 49ers produced 24 All-Pro selections and 35 Pro Bowl nods from 2010-16.

He previously spent four years with Washington's scouting staff, serving as the college scouting coordinator in his final season. From 2001-03, he was a national scout. Baalke began his NFL career as a personnel scout with the New York Jets from 1998-2000.

Prior to his NFL career, Baalke worked as a defensive line and strength and conditioning coach at South Dakota State from 1990-95 before working as the athletic director at Shanley High School in Fargo, N.D. in 1996 and 1997. He began his coaching career as a graduate assistant at North Dakota State in 1989, helping the team finish with a 14-0 record and Division II National Championship.

The Rosendale, Wis. native earned a bachelor's degree in health and physical education at Bemidji State (Minn.), where he played outside linebacker and was an All-Northern Sun Conference and All-Midwest Region honoree. He and his wife, Beth, have two daughters, Katy and Cassie.





# COORDINATORS



## PRESS TAYLOR OFFENSIVE COORDINATOR NFL EXPERIENCE: 11 | JAGUARS EXPERIENCE: 3


Press Taylor enters his third season as the offensive coordinator for the Jacksonville Jaguars in 2024. In 2023, for the second consecutive season, Jacksonville's offense finished with a 4,000-yard passer (Trevor Lawrence), 1,000-yard receiver (Calvin Ridley) and 1,000-yard rusher (Travis Etienne Jr.). The Jaguars offense also finished the 2023 regular season in the top ten in passing offense (ninth) for the second straight season after finishing 10th in 2022. In Taylor's two seasons as offensive coordinator, the Jaguars offense has finished third (404) and seventh (377) in total points in a season in franchise history.

In 2022, he helped the offense record the most scrimmage yards in franchise history en route to the AFC South title. The Jaguars were one of only two teams in the NFL to have three players with 70 or more receptions (WR Zay Jones, WR Christian Kirk, TE Evan Engram). Jacksonville's 2022 offense finished in the top three in franchise history in several categories including completion percentage (66.1%, first), first downs (352, first) and total points (404, third).

Taylor spent the 2021 season as a senior offensive assistant with the Indianapolis Colts after spending eight seasons (2013-20) in a variety of roles with the Philadelphia Eagles. In his lone season with the Colts, he helped the Colts become one of six offensive units in the NFL to boast a 1,000-yard rusher (RB Jonathan Taylor; 1,811 yards) and 1,000-yard receiver (WR Michael Pittman Jr.; 1,082 yards). The Colts ranked second in rushing yards per game (149.4) and tied for ninth in points per game (26.5).

From 2013-20, Taylor served in a variety of roles with Philadelphia and worked with now-Jaguars Head Coach Doug Pederson from 2016-20. He got his start as an offensive quality control coach (2013-15) before being promoted to offensive quality control/assistant quarterbacks coach (2016-17). Taylor was once again elevated after the 2017 season as he became the quarterbacks coach for two seasons (2018-19) before adding passing game coordinator to his title in 2020. During his tenure in Philadelphia, the Eagles won three division titles and Super Bowl LII.

Prior to joining Philadelphia, Taylor served as a graduate assistant/quarterbacks coach for two seasons (2011-12) at Tulsa. A native of Norman, Okla., Taylor attended Norman High School. He and his wife, Brooklyn, have two daughters, Teale and Carolina Leigh, and two sons, Woods and Billy. His brother, Zac, is currently the head coach of the Cincinnati Bengals.



## RYAN NIELSEN DEFENSIVE COORDINATOR NFL EXPERIENCE: 8 | JAGUARS EXPERIENCE: 1

Ryan Nielsen, a 21-year coaching veteran including eight years in the NFL, is in his first season as defensive coordinator for the Jacksonville Jaguars.

Nielsen spent the 2023 season with the Atlanta Falcons as defensive coordinator, where the defense finished the regular season tied for the second-most forced fumbles in the NFL (18) and ranked ninth in total tackles across the league (1,076). Nielsen coached S Jessie Bates III, who earned 2023 Pro Bowl honors, as well as Week 1 and Week 12 NFC Defensive Player of the Week honors. Bates III also became the second player since 2000 to record double-digit tackles, two interceptions and a forced fumble in a single game, joining Nedu Ndukwe in 2007. Under Nielsen's lead, the Falcons ended the regular season as the third Falcons unit since 2000 to record 40-plus sacks in a season.

Before Atlanta, Nielsen served as the co-defensive coordinator and defensive line coach for the New Orleans Saints. In Nielsen's tenure, the Saints did not allow a 100-yard rusher in an NFL-record 55 regular-season and postseason games between 2017 and 2020 and finished in the top four in run defense in four of the past five seasons.

During his time in New Orleans (2017-21), the Saints defense led the NFL in fewest opponent rushing yards per game (7,622) and tied for the fewest opponent yards per rush (4.0). Additionally, New Orleans ranked sixth in fewest total points allowed during Nielsen's five seasons. Prior to joining the Saints, Nielsen served as the defensive line/recruiting coordinator/run game coordinator at North Carolina State for four seasons (2013-16). In 2016, the Wolfpack ranked eighth in the nation in rushing defense and led the ACC, limiting opponents to 108.6 rushing yards per game — the school's best mark since 2004. A Broyles Award candidate in 2015 and 2016, given annually to college football's top assistant coach, Nielsen earned this recognition tutoring a Wolfpack defensive line that was part of a defense that ranked 29th in the nation in opponent net yards per game.

Nielsen coached at Northern Illinois from 2011-12, including a 2012 season where he was the co-defensive coordinator/defensive line/recruiting coordinator and served as the defensive line/special teams coach at Tennessee-Martin in 2010. Nielsen also served as the defensive line coach at the University of Mississippi from 2005-07 under Ed Orgeron, following one season at the University of Idaho (2004), where he coached two freshman All-Americans. He got his start in coaching as a volunteer assistant at his alma mater, the University of Southern California in 2002.



## HEATH FARWELL SPECIAL TEAMS COORDINATOR NFL EXPERIENCE: 9 | JAGUARS EXPERIENCE: 3

Heath Farwell, who just finished his eighth season coaching in the NFL, enters his third season with the Jaguars as the team's special teams coordinator.

In 2023, he helped K Brandon McManus convert 30 of 37 field goal attempts and be named October AFC Special Teams Player of the Month after converting 12 field goals on 12 attempts, four of which from at least 50 yards. Under Farwell's guidance, LS Ross Maticcik received multiple honors for the first time in his career. He was named to the 2024 Pro Bowl Games and received first-team Associated Press All-Pro and first-team NFL Players Association All-Pro honors. Maticcik led all long snappers with eight solo tackles and became the first long snapper since 2005 to record one tackle, one forced fumble and one fumble recovery in a single game. Farwell helped P Logan Cooke set a franchise record of total punts inside the 20-yard line (162) after finishing with 29 during the 2023 season, passing P Bryan Barker (151).

Farwell spent the previous three seasons (2019-21) as the Bills special teams coordinator after stops with the Panthers and Seahawks. In 2021, Farwell coached K Tyler Bass, who made 28-of-32 field goal attempts, including a 57-yard field goal (tied for seventh-longest in the NFL last season). Farwell also worked with P Matt Haack, who finished the season with a 42.9 punting average and placed 18 punts inside the 20. WR Isaiah McKenzie ranked sixth in the NFL in kick return average (24.3). In his first year as Buffalo's special teams coordinator in 2019, Roberts ranked fourth in the league with 704 kickoff return yards. Bojorquez tied for third in the NFL with 34 punts inside the 20.

Prior to joining Buffalo, Farwell was the assistant special teams coach with the Panthers in 2018 and helped Carolina hold opponents to 406 kickoff return yards during the regular season, ranking fourth in the league. In 2017, Farwell worked as a coaching assistant/assistant special teams coach with the Seahawks. Seattle accumulated 1,004 kickoff return yards and one return TD. Prior to his coaching career, Farwell played linebacker for the Minnesota Vikings (2005-10) before joining the Seattle Seahawks (2011-14). With Seattle, he served as the special teams captain when the Seahawks won Super Bowl XLVIII.

Farwell began his collegiate career at San Jose State in 2000 before transferring to San Diego State (2002-04) and playing in the NFL. Farwell was born in Corona, Calif., and he and his wife, Julie, have two sons, Brock and Beau, and a daughter, Dylan.



# ASSISTANT COACHES




**Phil Rauscher**  
Offensive Line Coach/  
Run Game Coordinator



**Mike McCoy**  
Quarterbacks Coach




**Richard Angulo**  
Tight Ends Coach



**Chad Hall**  
Wide Receivers Coach



**Jerry Mack**  
Running Backs Coach




**Tyler Tettleton**  
Assistant Wide Receivers Coach/  
Passing Game Specialist



**Greg Austin**  
Assistant Offensive Line Coach



**Andrew Breiner**  
Assistant Quarterbacks Coach



**Nick Williams**  
Offensive Quality Control Coach




**Jamel Mutunga**  
Offensive Quality Control Coach



**Kris Richard**  
Defensive Backs Coach



**Matt House**  
Inside Linebackers Coach




**Cory Robinson**  
Defensive Assistant/  
Cornerbacks Coach



**Bill Shuey**  
Outside Linebackers Coach



**Jeremy Garrett**  
Defensive Line Coach



**Patrick Reilly**  
Assistant Inside  
Linebackers Coach



**Rory Segrest**  
Assistant Defensive Line Coach



**Mike Gray**  
Assistant Secondary Coach/  
Defensive Analyst



**Mario Jeberaeel**  
Assistant Outside Linebackers  
Coach



**Luke Thompson**  
Assistant Special Teams Coach





# CONNECTIONS

## JAGUARS CONNECTIONS TO BUCCANEERS

JAGUARS	PREV. POSITION
DT Jeremiah Ledbetter	OL (2018, 2020)

## BUCCANEERS CONNECTIONS TO JAGUARS

BUCCANEERS	PREV. POSITION
K Chase McLaughlin	K (2020)



DT Jeremiah Ledbetter played for the Buccaneers in 2018 and in 2020 as part of the team that won Super Bowl LV.

## PRO CONNECTIONS

BUCCANEERS	JAGUARS
WR Cody Thompson (2022-2023) 	LB Tanner Muse (2021-2022)
CB Tavierre Thomas (2022-2023) 	DE Rasheem Green (2022)
WR Ralieg Webb (2023) 	QB Mac Jones (2021-2023)
WR Sterling Shepard (2016-2023) 	WR Evan Engram (2017-2021)
G Ben Bredeson (2021-2023)	DE Raymond Johnson (2021)
DL C.J. Brewer (2023) 	WR Gabe Davis (2021-2023) OL Mitch Morse (2020-2023)
OLB Randy Gregory (2023)	DE Arik Armstead (2015-2023)
T Justin Skule (2020-2021)	S Tashaun Gipson Sr. (2022-2023)
K Chase McLaughlin (2019) 	OL Blake Hance (2021) QB C.J. Beathard (2017-2020)
OLB Randy Gregory (2022-2023) 	CB Ronald Darby (2021-2022)
RB Chase Edmonds (2022)	
TE David Wells (2021) 	WR Christian Kirk (2018-2021)
RB Chase Edmonds (2018-2021)	
QB John Wolford (2021-2023)	WR Austin Trammell (2022-2023)
DL Earnest Brown (2022-2023) 	
QB Baker Mayfield (2022)	
DL Greg Gaines (2019-2022)	
QB Baker Mayfield (2018-2021) 	RB D'Ernest Johnson (2019-2022)
K Chase McLaughlin (2021)	
DL Eric Banks (2021) 	Tevaghn Campbell (2019-2022)
K Chase McLaughlin (2019)	
CB Bryce Hall (2020-2023) 	TE Denzel Mims (2019-2021)
G Ben Bredeson (2020) 	WR Devin Duvernay (2019-2023)

## COLLEGE CONNECTIONS

BUCCANEERS	JAGUARS
CB Tyrek Funderburk (2023) 	LB Andrew Parker Jr. (2022-2023)
OLB Chris Braswell (2020-2023) 	QB Mac Jones (2017-2020)
S Marcus Banks (2019-2021)	RB Keilan Robinson (2019-2020)
LB Antonio Grier Jr. (2021-2023) 	K Cam Little (2021-2023)
CB Jamel Dean (2015-2018) 	RB Tank Bigsby (2020-2022)
CB K.J. Britt (2017-2020)	S Daniel Thomas (2016-2019)
TE Sal Cannella (2017-2019)	WR Seth Williams (2018-2020)
CB Andrew Hayes (2019-2022) 	CB Gregory Junior (2017-2019)
OLD Daniel Grzesiak (2018-2021) 	WR Elijah Cooks (2017-2021)
OL Lorenz Metz (2018-2022) 	TE Josiah Deguara (2015-2019)
QB Kyle Trask (2016-2020) 	LB Ventrell Miller (2018-2022)
LB Kalen DeLoach (2019-2023) 	CB Jarrian Jones (2020-2023)
P Jake Camarda (2018-2021) 	CB Tyson Campbell (2018-2020)
S Tykee Smith (2021-2023)	DE Travon Walker (2021-2023)
OLB Anthony Nelson (2015-2018) 	QB C.J. Beathard (2013-2016)
OLB Yaya Diaby (2020-2022) 	LB Yasir Abdullah (2018-2022)
LB J.J. Russell (2017-2021) 	WR Joseph Scates (2022-2023)
S Antoine Winfield Jr. (2016-2019) 	DT Esezi Otomewo (2019-2023)
TE Ko Kieft (2017-2021)	
RB Bucky Irving (2021)	
OL Xavier Delgado (2018-2023) 	OL Javon Foster (2019-2023)
DL Earnest Brown (2017-2020) 	OL Blake Hance (2015-2018)
RB Bucky Irving (2022-2023) 	OL Steven Jones (2018-2023)
WR Chris Godwin (2014-2016) 	S Adrian Amos (2011-2014)
DL Judge Culpepper (2018-2020)	TE Brenton Strange (2019-2022)
	CB Amani Oruwariye (2015-2018)
	WR Parker Washington (2020-2022)
CB Calijah Kancey (2020-2022) 	CB Erick Hallett II (2019-2022)
LB SirVocea Dennis (2019-2022)	
S Christian Izien (2019-2022) 	CB Christian Braswell (2022)
RB Sean Tucker (2020-2022) 	S Andre Cisco (2018-2020)
DL Eric Banks (2016-2019) 	WR Joshua Cephus (2019-2023)
S Rashad Wisdom (2019-2023)	
S Tykee Smith (2019-2020) 	DT Jordan Jefferson (2019-2022)



Jaguars LB Yasir Abdullah (right) and Buccaneers OLB Yaya Diaby (left) played at Louisville together for three seasons.



# 2024 DRAFT CLASS

## WR BRIAN THOMAS JR. - ROUND ONE (23RD) - LOUISIANA STATE

- Recorded 127 receptions for 1,897 yards and 24 touchdowns in three seasons
- Led the nation in receiving touchdowns (17) and was named Third-Team All-America and Second-Team All-SEC in 2023
- His 24 career receiving touchdowns are tied with WR Justin Jefferson for third-most in program history



"When you look at Brian and where he's been, the type of young man he is, he has the ability to check all the boxes as far as what we're looking for in players."

- General Manager Trent Baalke

## DT MAASON SMITH - ROUND TWO (48TH) - LOUISIANA STATE

- Appeared in 22 games with 17 starts at LSU and totaled 47 career tackles, 9.5 tackles for loss and 6.5 sacks
- Named 2021 Freshman All-America (Football Writers Association of America) and Freshman All-SEC



"Another player that is explosive, can move his lateral quickness, you just watch his tape and you see him chasing some ball carriers down. He can hold the point of attack, he's a space eater in there, he can push the interior pocket."

- Head Coach Doug Pederson

## CB JARRIAN JONES - ROUND THREE (96TH) - FLORIDA STATE

- Appeared in 55 games (29 starts) and recorded 96 tackles, 12 passes defended, five interceptions, 5.5 tackles for loss, two fumble recoveries and 1.0 sack
- First player in FSU history with 1.0 sack, one tackle for loss, one forced fumble, one fumble recovery and one interception in a single game
- In 2023, was named All-ACC honorable mention



"You'll feel his energy as soon as he gets here. He loves football. You can't have enough of those guys...When guys love it, they fight through adversity."

- General Manager Trent Baalke

## OT JAVON FOSTER - ROUND FOUR (114TH) - MISSOURI

- Appeared in 49 games with 38-straight starts
- Named Third-Team All-America (AP), 2023 First-Team All-SEC (AP and Coaches), and was a Joe Moore Award Semifinalist in 2023



"Really like the size, the length, two-time captain, leader in the SEC, 31 game starter, a lot of things that played into the pick."

- General Manager Trent Baalke

## DT JORDAN JEFFERSON - ROUND FOUR (116TH) - LOUISIANA STATE

- Played in 13 games (six starts) for LSU after appearing in 42 games (17 starts) for West Virginia from 2019-22
- Finished his college career with 90 tackles, 21.5 tackles for loss and 6.0 sacks



"He's a guy that consistently had great knockback at the point of attack, uses his hands extremely well, dominates his area at the point."

- General Manager Trent Baalke

## CB DE'ANTRE PRINCE - ROUND FIVE (153RD) - MISSISSIPPI

- Appeared in 51 games and recorded 146 tackles (101 solo), six interceptions, six tackles for loss and 1.0 sack
- Participated in the 2024 East-West Bowl



"There's a six-foot corner that runs, I think clocked in at 4.36 I believe. He's 184 pounds, the guy can run, he can cover, he's got instincts. There's a lot to like... We feel he can come in here and compete."

- Head Coach Doug Pederson

## RB KEILAN ROBINSON - ROUND FIVE (167TH) - TEXAS

- Appeared in 37 games for Texas after transferring from Alabama in 2021
- His 24.2 average yards per kick return rank eighth in Texas history and his 897 total kickoff return yards rank ninth

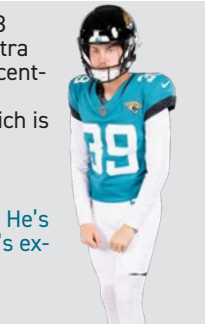


"My number one running back that I watched. I loved him right away...He is a talented player with very good speed, tough, physical, does all the things we liked."

- Special Teams Coordinator Heath Farwell

## K CAM LITTLE - ROUND SIX (212TH) - ARKANSAS

- Converted 53 field goals on 64 attempts (82.8 percent) and converted 100 percent of his extra point attempts (129)... His 82.8 field goal percentage is first in school history
- Converted seven 50-plus yard field goals which is the second most in school history
- Named 2023 First Team All-SEC

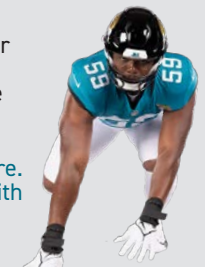


"Cam's done great. He's been really, really good. He's so consistent, he's locked in, he's competitive...he's exactly what I thought, if not better."

- Special Teams Coordinator Heath Farwell

## DE MYLES COLE - ROUND SEVEN (236TH) - TEXAS TECH

- Appeared in 29 games for Texas Tech and recorded 44 tackles (29 solo), nine tackles for loss, 3.5 sacks and one pass defended
- Honorable All-Big 12 selection by conference coaches



"Size, length, he's a developmental guy for sure. Kind of got onto him later in the process just with his measurables, they just stood out."

- General Manager Trent Baalke





# PLAYER NOTES

## TOP OF HIS CLASS

QB Trevor Lawrence has completed 1,116 passes since being selected first overall in the 2021 NFL Draft. He is the only QB from the 2021 draft class to record at least 1,000 completions.

### CAREER COMPLETIONS, 2021 DRAFT CLASS

RK.	PLAYER (TEAM)	COMPLETIONS
1.	QB Trevor Lawrence (JAX)	1,116
2.	QB Mac Jones (N.E.)	864
4.	QB Justin Fields (CHI)	578
3.	QB Davis Mills (HOU)	573
5.	QB Zach Wilson (NYJ)	566

In 2023, Lawrence recorded 4,016 passing yards. He is the only quarterback from the 2021 draft class to eclipse 11,000 passing yards (11,490).

### CAREER PASSING YARDS, 2021 DRAFT CLASS

RK.	PLAYER (TEAM)	PASS YARDS
1.	QB Trevor Lawrence (JAX)	11,490
2.	QB Mac Jones (N.E.)	8,918
3.	QB Justin Fields (CHI)	6,674
4.	QB Zach Wilson (NYJ)	6,293
5.	QB Davis Mills (HOU)	5,955

Lawrence's 58 passing touchdowns are ranked first among all quarterbacks from the 2021 draft class. He is the only quarterback from the 2021 draft class to eclipse 50 passing touchdowns.

### CAREER PASSING TDs, 2021 DRAFT CLASS

RK.	PLAYER	PASSING TDs
1.	QB Trevor Lawrence (JAX)	58
2.	QB Mac Jones (N.E.)	46
3.	QB Justin Fields (CHI)	40
4.	QB Davis Mills (HOU)	35
5.	QB Zach Wilson (NYJ)	23



## LASER LAWRENCE

Last season, Lawrence set or tied five single-game career highs.

### TREVOR LAWRENCE'S SINGLE-GAME HIGHS

CATEGORY	NUMBER	OPPONENT (WK/YEAR)
Completions	32	at SEA (WK 8, 10/31/21)
Passing Attempts	54	at SEA (WK 8, 10/31/21)
Completion Percentage	90.9	at IND (WK 6, 10/16/22)
Passing Yards	368	at TEN (WK 14, 12/11/22)
Passing Touchdowns	4	vs. DAL (WK 15, 12/18/22)
Passing Yards/Attempts	<b>9.6</b>	at HOU (WK 12, 11/26/23)
Passing First Downs	18	at TEN (WK 14, 12/11/22)
Longest Completion	<b>65</b>	vs. BAL (WK 15, 12/17/23)
25+ Yard Completions	<b>5</b>	at PIT (WK 8, 10/29/23)
Passer Rating	129.8	vs. BAL (WK 12, 11/27/22)
Rushing Attempts	10	vs. IND (WK 18, 1/9/22)
Rushing Yards	<b>59</b>	at N.O. (WK 7, 10/19/23)
Rushing Touchdowns	<b>2</b>	vs. TEN (WK 11, 11/19/23) at IND (WK 6, 10/16/22)

## HERE TO STAY

In 2023, QB Trevor Lawrence completed 370 passes. He is the second quarterback in franchise history to record at least 300 completions in three consecutive seasons, and the only quarterback in franchise history to start his career with three seasons of at least 300 completions.

### CONSECUTIVE SEASONS WITH 300 PASS COMPLETIONS FRANCHISE HISTORY

RK.	PLAYER	SEASONS	COMPLETIONS
1.	QB Trevor Lawrence	2021-23	1,116
2.	QB Blake Bortles	2015-17	1,038

## T-MOBILE

In 2023, Lawrence recorded 339 rushing yards and four rushing touchdowns. His 339 rushing yards finished third in the NFL among quarterbacks who threw for at least 4,000 yards.

### MOST RUSHING YARDS BY A QB, MINIMUM OF 4,000 PASS YARDS, NFL, 2023

RK.	PLAYER	PASS YARDS	RUSHING YARDS
1.	QB Josh Allen (BUF)	4,306	524
2.	QB Patrick Mahomes (K.C.)	4,183	389
3.	QB Trevor Lawrence (JAX)	4,016	339
4.	QB Jordan Love (G.B.)	4,159	247
5.	QB Dak Prescott (DAL)	4,516	242

Lawrence has rushed for 964 yards since entering the NFL in 2021, which is the fourth-most among quarterbacks in the AFC.

### CAREER RUSHING YARDS, QUARTERBACKS, AFC, 2021-23

RK.	PLAYER (TEAM)	ATTEMPTS	RUSH YDS
1.	QB Lamar Jackson (BAL)	393	2,352
2.	QB Josh Allen (BUF)	357	2,049
3.	QB Patrick Mahomes (K.C.)	202	1,128
4.	QB Trevor Lawrence (JAX)	205	964
5.	QB Justin Herbert (LAC)	169	677



# PLAYER NOTES

## TREMENDOUS TREVOR

In 2023, QB Trevor Lawrence recorded 370 completions. He is one-of-five quarterbacks in the NFL to have an active streak of at least three consecutive seasons with 300 or more pass completions.

### 300+ PASS COMPLETIONS, MINIMUM THREE CONSECUTIVE SEASONS, ACTIVE STREAKS, NFL

RK.	PLAYER (TEAM)	SEASONS	TOTAL COMP.
1.	QB Derek Carr (N.O.)	2014-23 (10)	3,576
2.	QB Patrick Mahomes (K.C.)	2018-23 (6)	2,364
3.	QB Jared Goff (DET)	2018-23 (6)	2,249
4.	QB Josh Allen (BUF)	2020-23 (4)	1,549
5.	QB Trevor Lawrence (JAX)	2021-23 (3)	1,116

Lawrence recorded at least 20 completions in 14 games last season. His 14 games of 20 or more completions ranked third in the AFC.

### GAMES WITH 20 OR MORE PASS COMPLETIONS, AFC, 2023

RK.	PLAYER (TEAM)	20+ COMP. GAMES	TOTAL COMP.
1.	QB Patrick Mahomes (K.C.)	15	401
2.	QB Tua Tagovailoa (MIA)	15	388
3.	QB Trevor Lawrence (JAX)	14	370
4.	QB Josh Allen (BUF)	12	385
5.	QB C.J. Stroud (HOU)	10	319

In 2023, Lawrence averaged 7.1 yards per pass attempt. He ranked fifth among quarterbacks in the AFC with at least 450 pass attempts.

### PASSING YARDS PER ATTEMPT, MINIMUM 450 ATTEMPTS AFC, 2023

RK.	PLAYER (TEAM)	ATTEMPTS	PASS YDS	YDS/ATT.
1.	QB Tua Tagovailoa (MIA)	560	4,624	8.3
2.	QB C.J. Stroud (HOU)	499	4,108	8.2
2.	QB Lamar Jackson (BAL)	457	3,678	8.0
4.	QB Josh Allen (BUF)	579	4,306	7.4
5.	QB Trevor Lawrence (JAX)	564	4,016	7.1

Lawrence recorded 49 completions of 20 or more yards, which tied for the fifth-most in the AFC.

### 20+ YARD COMPLETIONS, AFC, 2023

RK.	PLAYER (TEAM)	20+ COMP.	TOTAL YARDS
1.	QB C.J. Stroud (HOU)	66	4,108
2.	QB Tua Tagovailoa (MIA)	58	4,624
3.	QB Lamar Jackson (BAL)	51	3,678
4.	QB Patrick Mahomes (K.C.)	50	4,183
5.	QB Trevor Lawrence (JAX)	49	4,016
	QB Josh Allen (BUF)	49	4,306



## MR. CLUTCH

In 2023, Lawrence was efficient in the second half. He recorded 15 total offensive touchdowns in the second half, which ranked third among quarterbacks in the AFC.

### OFFENSIVE TOUCHDOWNS, QBs, 2ND-HALF AFC, 2023

RK.	PLAYER (TEAM)	OFF. TDs	RUSH TDs	PASS TDs
1.	QB Josh Allen (BUF)	21	8	13
2.	QB Russell Wilson (DEN)	18	2	16
3.	QB Trevor Lawrence (JAX)	15	3	12
4.	QB C.J. Stroud (HOU)	13	3	10
5.	QB Lamar Jackson (BAL)	11	1	10

Lawrence recorded 176 completions in the second half of games last season, which ranked second in the AFC.


### COMPLETIONS, SECOND HALF AFC, 2023

RK.	PLAYER (TEAM)	2ND HALF COMP.	TOTAL COMP.
1.	QB Patrick Mahomes (K.C.)	185	401
2.	QB Trevor Lawrence (JAX)	176	370
3.	QB Josh Allen (BUF)	175	385
4.	QB Russell Wilson (DEN)	151	297
	QB Tua Tagovailoa (MIA)	151	388

In 2023, Lawrence recorded 10 games with a passer rating of 85.0 or better tying for the fifth most in the AFC.

### GAMES WITH A PASSER RATING OF 85.0+, AFC, 2023

RK.	PLAYER (TEAM)	85.0+ GAMES	AVG. PsrRt.
1.	QB Tua Tagovailoa (MIA)	14	101.1
2.	QB Russell Wilson (DEN)	12	98.0
3.	QB Lamar Jackson (BAL)	11	102.7
	QB Josh Allen (BUF)	11	92.2
5.	QB Trevor Lawrence (JAX)	10	88.5
	QB C.J. Stroud (HOU)	10	100.8





# PLAYER NOTES

## EAZY E

In 2023, TE Evan Engram recorded 114 receptions which ranked first in the NFL among tight ends.

### RECEPTIONS, TIGHT ENDS, NFL, 2023

RK.	PLAYER (TEAM)	RECEPTIONS	YARDS
1.	TE <b>Evan Engram</b> (JAX)	114	963
2.	TE T.J. Hockenson (MIN)	95	960
3.	TE Travis Kelce (K.C.)	93	984
4.	TE Sam LaPorta (DET)	86	889
5.	TE David Njoku (CLE)	81	882

In Week 17, he became the eighth tight end in NFL history to record 100 receptions in a single-season. His 114 receptions are the second most by a tight end in a season in NFL history.

### SINGLE-SEASON RECEPTIONS, TIGHT ENDS, NFL HISTORY

RK.	PLAYER (TEAM)	RECEPTIONS	SEASON
1.	TE Zach Ertz (PHI)	116	2018
2.	TE <b>Evan Engram</b> (JAX)	114	2023
3.	TE Travis Kelce (K.C.)	110	2022
	TE Jason Witten (DAL)	110	2012
5.	TE Mark Andrews (BAL)	107	2021
	TE Darren Waller (L.V.)	107	2020
7.	TE Travis Kelce (K.C.)	105	2020
8.	TE Travis Kelce (K.C.)	103	2018
9.	TE Tony Gonzalez (K.C.)	102	2007
10.	TE Dallas Clark (IND)	100	2009

In 2023, Engram recorded 963 receiving yards which ranked third in the NFL among tight ends.

### RECEIVING YARDS, TIGHT ENDS, NFL, 2023

RK.	PLAYER (TEAM)	RECEPTIONS	YARDS
1.	TE George Kittle (S.F.)	65	1,020
2.	TE Travis Kelce (K.C.)	93	984
3.	TE <b>Evan Engram</b> (JAX)	114	963
4.	TE T.J. Hockenson (MIN)	95	960
5.	TE Sam LaPorta (DET)	86	889

Engram was one of two tight ends to record over 500 yards-after-catch during the 2023 season.

### YARDS AFTER CATCH, TIGHT ENDS, NFL, 2023

RK.	PLAYER (TEAM)	RECEPTIONS	YAC
1.	TE David Njoku (CLE)	81	599
2.	TE <b>Evan Engram</b> (JAX)	114	516
3.	TE George Kittle (S.F.)	65	483
4.	TE Travis Kelce (K.C.)	93	470
5.	TE Jake Ferguson (DAL)	71	425
6.	TE Trey McBride (ARI)	81	420
7.	TE Sam LaPorta (DET)	86	358
8.	TE Jonnu Smith (ATL)	60	357
9.	TE T.J. Hockenson (MIN)	95	336
10.	TE Dallas Goedert (PHI)	59	319

## TOO EAZY

Engram's 13 games with at least 40 receiving yards tied for the most among tight ends in 2023.

### GAMES WITH AT LEAST 40 RECEIVING YARDS, TIGHT ENDS, NFL, 2023

RK.	PLAYER (TEAM)	GAMES
1.	TE <b>Evan Engram</b> (JAX)	13
	TE T.J. Hockenson (MIN)	13
3.	TE Travis Kelce (K.C.)	11
	TE Sam LaPorta (DET)	11
	TE David Njoku (CLE)	11

In 2023, Engram had five games where he recorded at least 40 yards after catch. His five games tied for second most among tight ends in the NFL.

### GAMES WITH AT LEAST 40 YARDS AFTER CATCH, TIGHT ENDS, NFL, 2023

RK.	PLAYER (TEAM)	GAMES
1.	TE George Kittle (S.F.)	6
2.	TE <b>Evan Engram</b> (JAX)	5
	TE David Njoku (CLE)	5
4.	TE Travis Kelce (K.C.)	4
	TE Jake Ferguson (DAL)	4
6.	TE Trey McBride (ARI)	3
	TE Jonnu Smith (ATL)	3

Engram had 13 games where he recorded at least five receptions last season. His 13 games were the most among tight ends in the NFL.

### GAMES WITH AT LEAST 5 RECEPTIONS, TIGHT ENDS, NFL, 2023

RK.	PLAYER (TEAM)	GAMES
1.	TE <b>Evan Engram</b> (JAX)	13
2.	TE T.J. Hockenson (MIN)	12
3.	TE Travis Kelce (K.C.)	11
4.	TE Sam LaPorta (DET)	10
5.	TE Cole Kmet (CHI)	9
	TE David Njoku (CLE)	9
	TE Dalton Kincaid (BUF)	9

In addition to Engram's games with at least five receptions, he also has a streak of 18 games with at least four receptions dating back to Week 18 of the 2022 season. This is the second longest active streak in the NFL.

### CONSECUTIVE GAMES WITH AT LEAST 4 RECEPTIONS, ACTIVE STREAK, NFL

RK.	PLAYER (TEAM)	DATE RANGE	GAMES
1.	WR CeeDee Lamb (DAL)	W2(2022)-W18(2023)	33
2.	TE <b>Evan Engram</b> (JAX)	W18(2022)-W18(2023)	18
3.	WR Tyreek Hill (MIA)	W5-W18(2023)	12
4.	TE T.J. Hockenson (MIN)	W5-W16(2023)	11
5.	WR Keenan Allen (CHI)	W6-W14(2023)	9
	WR Michael Pittman (IND)	W8-W18(2023)	9
7.	WR Calvin Ridley (TEN)	W11-W18(2023)	8
	WR Mike Williams (NYJ)	W14(2022)-W3(2023)	8
	WR Puka Nacua (LAR)	W11-W18(2023)	8
	WR Jayden Reed (G.B.)	W10-W18(2023)	8



# PLAYER NOTES

## SET IN STONE

Through a Jaguars tight ends' first 34 games, Engram ranks first with 187 receptions.

### RECEPTIONS, FIRST 34 GAMES, TIGHT ENDS, FRANCHISE HISTORY

RK.	PLAYER (DATES)	GAMES 1-34 REC.	TOTAL REC.
1.	TE <b>Evan Engram</b> (2022-23)	187	187
2.	TE Kyle Brady (1999-2001)	100	241
3.	TE Pete Mitchell (1995-97)	98	191
4.	TE Ernest Wilford (2004-06)	70	153
5.	TE Mercedes Lewis (2006-08)	56	375

Engram's 187 reception total ranks fourth all-time among tight ends in franchise history.

### RECEPTIONS, TIGHT ENDS, FRANCHISE HISTORY

RK.	PLAYER (DATES)	RECEPTIONS
1.	TE Mercedes Lewis (2006-17)	375
2.	TE Kyle Brady (1999-2006)	241
3.	TE Pete Mitchell (1995-2002)	191
4.	TE <b>Evan Engram</b> (2022-23)	187
5.	TE Ernest Wilford (2004-10)	153

Since joining the Jaguars, Engram has recorded 1,729 receiving yards ranking fifth in franchise history among tight ends.

### RECEPTIONS, TIGHT ENDS, FRANCHISE HISTORY

RK.	PLAYER (DATES)	RECEIVING YARDS
1.	TE Mercedes Lewis (2006-17)	4,502
2.	TE Kyle Brady (1999-2006)	2,500
3.	TE Ernest Wilford (2004-10)	2,120
4.	TE Pete Mitchell (1995-2002)	2,091
5.	TE <b>Evan Engram</b> (2022-23)	1,729

In 2023, Engram recorded 114 receptions for 963 yards. His 963 yards are the most in a single-season by a tight end in franchise history, breaking the record he set last season (766).

### RECEIVING YARDS, SINGLE-SEASON, TIGHT ENDS, FRANCHISE HISTORY

RK.	PLAYER (SEASON)	YARDS
1.	TE <b>Evan Engram</b> (2023)	963
2.	TE <b>Evan Engram</b> (2022)	766
	TE Kyle Brady (2000)	729
4.	TE Mercedes Lewis (2010)	700
5.	TE Ernest Wilford	681



## MAKING IT LOOK EZY

In Week 14, Engram eclipsed 73 receptions setting a new single-season franchise record among tight ends, breaking the previous record he set in 2022. He finished the season with 114 total receptions, and became the only tight end in franchise history to surpass 100 receptions in a single-season.

### RECEPTIONS, TIGHT ENDS, SINGLE-SEASON, FRANCHISE HISTORY

RK.	PLAYER	SEASON	RECEPTIONS
1.	TE <b>Evan Engram</b>	2023	114
2.	TE <b>Evan Engram</b>	2022	73
3.	TE Kyle Brady	2000	64
4.	TE Mercedes Lewis	2010	58
5.	TE Mercedes Lewis	2012	52
	TE Pete Mitchell	1996	52

Engram's 114 receptions last season rank second-most in franchise history. He is the second player in franchise history to record over 100 receptions in a single-season.

### RECEPTIONS, SINGLE-SEASON, FRANCHISE HISTORY

RK.	PLAYER	SEASON	RECEPTIONS
1.	WR Jimmy Smith	1999	116
2.	TE <b>Evan Engram</b>	2023	114
3.	WR Jimmy Smith	2001	112
4.	WR Keenan McCardell	2000	94
5.	WR Keenan McCardell	2001	93

## 1-OF-1

In 2023, RB Travis Etienne Jr. recorded 1,484 scrimmage yards. He joined RB Maurice Jones-Drew as the only Jaguars to reach 1,000 scrimmage yards in their first two active NFL seasons.

Etienne is the third player in Jaguars history to record 1,300 scrimmage yards in consecutive seasons.

### AT LEAST 1,300 SCRIMMAGE YARDS, CONSECUTIVE SEASONS, FRANCHISE HISTORY

PLAYER	SEASONS	SCRIMMAGE YARDS DURING STEAK
RB Maurice Jones-Drew	2008-11	6,775
RB Fred Taylor	2002-04	5,233
RB <b>Travis Etienne Jr.</b>	2022-23	2,925

Through a Jaguars players' first 34 games, Etienne ranks fourth with 2,133 rushing yards.

### RUSHING YARDS, FIRST 33 GAMES FRANCHISE HISTORY

RK.	PLAYER	YEAR	YARDS
1.	RB Fred Taylor	1998-2000	2,874
2.	RB Leonard Fournette	2017-19	2,518
3.	RB James Robinson	2020-22	2,177
4.	RB <b>Travis Etienne Jr.</b>	2022-23	2,133
5.	RB Maurice Jones-Drew	2006-08	1,846





# PLAYER NOTES

## RUNNING FREETIME

In 2023, RB Travis Etienne Jr. had 267 rushing attempts for 1,008 rushing yards including 11 rushing touchdowns. His 1,008 rushing yards ranked sixth among running backs in the AFC.

### RUSHING YARDS, AFC, 2023

RK.	PLAYER (TEAM)	CARRIES	YARDS
1.	RB Derrick Henry (TEN)	280	1,167
2.	RB James Cook (BUF)	237	1,122
3.	RB Najee Harris (PIT)	255	1,035
4.	RB Joe Mixon (CIN)	257	1,034
5.	RB Raheem Mostert (MIA)	209	1,012
6.	RB Travis Etienne Jr. (JAX)	251	1,008

Etienne recorded 58 receptions for 476 yards and one touchdown. His 476 yards ranked second-most among running backs in the AFC.

### RECEIVING YARDS, RUNNING BACKS AFC, 2023

RK.	PLAYER	RECEPTIONS	REC. YARDS
1.	RB Breece Hall (NYJ)	76	591
2.	RB Travis Etienne Jr. (JAX)	58	476
3.	RB Samaje Perine (DEN)	50	455
4.	RB James Cook (BUF)	44	445
5.	RB Austin Ekeler (LAC)	51	436

In 2023, Etienne recorded 1,484 scrimmage yards. His 1,484 scrimmage yards finished fifth among running backs in the NFL.

### SCRIMMAGE YARDS, RUNNING BACKS NFL, 2023

RK.	PLAYER (TEAM)	RUSH YARDS	REC. YARDS	TOTAL
1.	RB Christian McCaffrey (S.F.)	1,459	564	2,023
2.	RB Breece Hall (NYJ)	994	591	1,585
3.	RB James Cook (BUF)	1,112	445	1,567
4.	RB Rachaad White (T.B.)	990	549	1,539
5.	RB Travis Etienne Jr. (JAX)	1,008	476	1,484

In Week 17, Etienne recorded two rushing touchdowns. He totaled four games last season with at least two rushing touchdowns, which was the second-most in the NFL among running backs.

### AT LEAST TWO RUSHING TOUCHDOWNS, RUNNING BACKS SINGLE-GAME, NFL, 2023

RK.	PLAYER (TEAM)	GAMES	TOTAL RUSHING TDs
1.	RB Raheem Mostert (MIA)	6	18
2.	RB Travis Etienne Jr. (JAX)	4	11
3.	RB Gus Edwards (BAL)	3	13
	RB Kyren Williams (LAR)	3	12
	RB Derrick Henry (TEN)	3	12
	RB Devon Achane (MIA)	3	7



## TRUST IN TRAVIS

Since 2022, RB Travis Etienne Jr. has recorded 13 games with at least 100 scrimmage yards. His 13 games ranks second among running backs in the AFC over that time span.

### AT LEAST 100 SCRIMMAGE YARDS, RUNNING BACKS AFC, 2022-23

RK.	PLAYER (TEAM)	SCRIMMAGE YARDS	GAMES
1.	RB Derrick Henry (TEN)	3,317	19
2.	RB Travis Etienne Jr. (JAX)	2,925	13
3.	RB Nick Chubb (CLE)	1,955	12
	RB Josh Jacobs (L.V.)	3,154	12
5.	RB Austin Ekeler (LAC)	2,701	11

In 2023, Etienne recorded 58 receptions for 476 yards, averaging 28.0 receiving yards per game. His 28.0 receiving yards per game ranked third among running backs in the AFC.

### RECEIVING YARDS PER GAME, RUNNING BACKS AFC, 2023

RK.	PLAYER (TEAM)	RECEIVING YARDS	YPG
1.	RB Breece Hall (NYJ)	591	34.8
2.	RB Austin Ekeler (LAC)	436	31.1
3.	RB Travis Etienne Jr. (JAX)	476	28.0
4.	RB Samaje Perine (DEN)	455	26.8
5.	RB James Cook (BUF)	445	26.2

Etienne recorded a career-high 11 rushing touchdowns in 2023. His 16 total rushing touchdowns ranks seventh among running backs in franchise history.

### RUSHING TOUCHDOWNS, RUNNING BACKS FRANCHISE HISTORY

RK.	PLAYER	RUSH YARDS	RUSH TDs
1.	RB Maurice Jones-Drew	8,071	68
2.	RB Fred Taylor	11,271	62
3.	RB James Stewart	2,951	33
4.	RB Stacey Mack	1,498	19
5.	RB James Robinson	2,177	18
6.	RB Leonard Fournette	2,631	17
7.	RB Travis Etienne Jr.	2,133	16

Last season, Etienne became the first running back since Maurice Jones-Drew in 2009 to record at least 10 rushing touchdowns in a single-season.

### RUSHING TOUCHDOWNS, SINGLE-SEASON FRANCHISE HISTORY

RK.	PLAYER (SEASON)	RUSH YARDS	RUSH TDs
1.	RB Maurice Jones-Drew (2009)	1,391	15
2.	RB Fred Taylor (1998)	1,223	14
3.	RB Maurice Jones-Drew (2006)	941	13
	RB James Stewart (1999)	931	13
5.	RB Maurice Jones-Drew (2008)	824	12
	RB Fred Taylor (2000)	1,399	12
7.	RB Travis Etienne Jr. (2023)	1,008	11

## NOTE THE QUOTE: TRAVIS ETIENNE JR.

"He's been very productive in the two years he's played for us. I think too, a guy like Travis—I would never put a ceiling on what he's capable of."

- Offensive Coordinator Press Taylor



# PLAYER NOTES

## JOSHIN AROUND

In 2023, DE Josh Hines-Allen recorded 17.5 sacks breaking the single-season franchise record, previously set by DL Calais Campbell.

### SACKS, SINGLE-SEASON, FRANCHISE HISTORY

RK.	PLAYER	SACKS	SEASON
1.	DE Josh Hines-Allen	17.5	2023
2.	DL Calais Campbell	14.5	2017
3.	DL Yannick Ngakoue	12.0	2017
	DL Tony Brackens	12.0	1999
5.	DL Tony Brackens	11.0	2001

His 45.0 career sacks rank second in franchise history. In 2023, he became the second player to eclipse 40.0 sacks in franchise history.

### SACKS, FRANCHISE HISTORY

RK.	PLAYER	TOTAL TACKLES	SACKS
1.	DL Tony Brackens	153	55.0
2.	DE Josh Hines-Allen	251	45.0
3.	DL Yannick Ngakoue	122	37.5
4.	DL Joel Smeenge	151	34.0
5.	DL Calais Campbell	137	31.5

Allen's 17.5 sacks last season tied for the second-most in the NFL.

### SACKS, NFL, 2023

RK.	PLAYER (TEAM)	TOTAL TACKLES	SACKS
1.	LB T.J. Watt (PIT)	68	19.0
2.	DE Josh Hines-Allen (JAX)	66	17.5
	DL Trey Hendrickson (CIN)	34	17.5
4.	OLB Khalil Mack (LAC)	74	17.0
5.	OLB Danielle Hunter (MIN)	83	16.5

Allen has recorded 45.0 sacks in 74 career games which is the most among all players in franchise history through their first 74 games.

### SACKS, FIRST 74 GAMES, FRANCHISE HISTORY

RK.	PLAYER	SACKS
1.	DE Josh Hines-Allen (2019-23)	45.0
2.	DL Yannick Ngakoue (2016-19)	37.5
3.	DE Tony Brackens (1996-99)	37.0
4.	DE Bobby McCray (2004-06)	23.0
5.	DL John Henderson (2002-09)	22.0

Allen's 45.0 sacks since his rookie year ranks fourth among the 2019 NFL draft class.

### SACKS, 2019 DRAFT CLASS

RK.	PLAYER (TEAM)	GAMES	SACKS
1.	DL Nick Bosa (S.F.)	68	53.5
2.	DL Maxx Crosby (L.V.)	83	52.0
3.	LB Brian Burns (CAR)	80	46.0
4.	DE Josh Hines-Allen (JAX)	74	45.0
5.	DL Montez Sweat (CHI)	76	41.5

## LOCKED IN

DE Josh Hines-Allen (17.5) and DE Travon Walker (10.0) led the Jaguars in sacks in 2023. Their 27.5 combined sacks last season is the most among any duo in the NFL.

### COMBINED SACKS, DUOS NFL, 2023

RK.	PLAYER (TEAM)	SACKS	TOTAL
1.	DE Josh Hines-Allen (JAX) DE Travon Walker (JAX)	17.5 10.0	27.5
2.	LB T.J. Watt (PIT) LB Alex Highsmith (PIT)	19.0 7.0	26.0
3.	OLB Danielle Hunter (MIN) OLB D.J. Wonnum (MIN)	16.5 8.0	24.5
4.	OLB Khalil Mack (LAC) OLB Joey Bosa (LAC) DE Sam Hubbard (CIN) DL Trey Hendrickson (CIN)	17.0 6.5 6.0 17.5	23.5 23.5

Allen recorded at least 2.5 sacks in Weeks 1, 4, 12 and 17. He became the second player since 1982 (when the individual sack became a statistic) with at least 2.5 sacks in four games within a season, joining Pro Football Hall of Famer LB Lawrence Taylor.

### AT LEAST 2.5 SACKS IN FOUR GAMES, SINGLE SEASON, NFL HISTORY

PLAYER (TEAM)	GAMES	SEASON
DE Josh Hines-Allen (JAX)	4	2023
LB Lawrence Taylor (NYG)	4	1986



## NOTE THE QUOTE: ON JOSH HINES-ALLEN

*"He's a competitor. He really wants it. Putting in the time since he's been here. The last couple of days, you can really see the intensity at the practice. He says all the right things. He wants to be a great player. He wants to have a great defense and a great team. You feel those things as he talks to the guys. Good teammate. Really excited about him."*

- Defensive Coordinator Ryan Nielsen





# PLAYER NOTES

## SUM 41

In 2023, DE Josh Hines-Allen recorded a career-high 95 pressures according to Next Gen Stats. His 95 pressures ranked second in the NFL.

### QB PRESSURES, NFL, 2023

RK.	PLAYER (TEAM)	SACKS	PRESSURES
1.	LB Micah Parsons (DAL)	14.0	99
2.	DE <b>Josh Hines-Allen</b> (JAX)	17.5	95
3.	DL Nick Bosa (S.F.)	10.5	92
4.	OLB Danielle Hunter (MIN)	16.5	86
5.	DL Aidan Hutchinson (DET)	11.5	83

Hines-Allen had 14 consecutive games last season with at least three quarterback pressures, which was the second longest streak in the NFL in 2023.

### CONSECUTIVE GAMES WITH AT LEAST THREE QB PRESSURES, NFL, 2023

RK.	PLAYER (TEAM)	WEEKS	GAMES
1.	DL Nick Bosa (S.F.)	W1-17	16
2.	DE <b>Josh Hines-Allen</b> (JAX)	W3-17	14
3.	LB Micah Parsons (DAL)	W6-17	11
	DL Aidan Hutchinson (DET)	W7-18	11
	LB Rashaan Gary (G.B.)	W1-W12	11

In 2023, Hines-Allen recorded 17 tackles for loss. In six games last year he recorded at least two tackles for loss, which tied for the third most in the NFL.

### AT LEAST TWO TACKLES FOR LOSS, SINGLE-GAME NFL, 2023

RK.	PLAYER (TEAM)	TFLs	GAMES
1.	LB Jeremiah Owusu-Koramoah (CLE)	20	8
	OLB Danielle Hunter (MIN)	23	8
3.	DE <b>Josh Hines-Allen</b> (JAX)	17	6
	LB Lavonte David (T.B.)	17	6
	OLB T.J. Watt (PIT)	19	6
6.	DL Jonathan Greenard (HOU)	15	5
	OLB Harold Landry (TEN)	14	5
	DL Aaron Donald (LAR)	16	5
	OLB Khalil Mack (LAC)	21	5

## FOURTH QUARTER KINGS

In 2023, LB Foye Oluokun (28) and LB Devin Lloyd (26) recorded a combined 54 solo tackles in the fourth quarter. Oluokun ranked third and Lloyd tied for the fourth-most solo tackles in the fourth quarter in the NFL. The Jaguars were the only team to have two players ranked in the top five in 2023.

### SOLO TACKLES, FOURTH QUARTER NFL, 2023

RK.	PLAYER (TEAM)	SOLO TACKLES
1.	LB Bobby Wagner (SEA)	34
2.	LB Zaire Franklin (IND)	31
3.	LB <b>Foye Oluokun</b> (JAX)	28
4.	LB <b>Devin Lloyd</b> (JAX)	26
	LB T.J. Edwards (CHI)	26
	LB Logan Wilson (CIN)	26

## GRITTY NOT PRETTY

In 2023, LB Foye Oluokun recorded 173 tackles (111 solo) . His 173 total tackles finished fourth in the NFL.

### TOTAL TACKLES, NFL, 2023

RK.	PLAYER (TEAM)	TOTAL TACKLES
1.	LB Bobby Wagner (SEA)	183
2.	LB Zaire Franklin (IND)	179
3.	LB Alex Singleton (DEN)	177
4.	LB <b>Foye Oluokun</b> (JAX)	173
5.	LB Azeem Al-Shaair (TEN)	163

Oluokun eclipsed 150 total tackles last season in Week 16 against the Buccaneers marking the third consecutive season he has achieved at least 150 tackles.

### AT LEAST 150 TACKLES, THREE CONSECUTIVE SEASONS, NFL HISTORY SINCE 2000

RK.	PLAYER (TEAM)	SEASONS	TOTAL TACKLES
1.	LB <b>Foye Oluokun</b> (JAX)	2021-23	549
2.	LB Roquan Smith (BAL)	2021-23	490
3.	LB C.J. Mosley (NYJ)	2021-23	478
4.	LB Donnie Edwards (LAC)	2003-05	468
5.	LB Luke Kuechly (CAR)	2012-14	473
6.	LB Zach Thomas (MIA)	2001-03	464

Since joining the Jaguars in 2022, Oluokun leads the league in both solo tackles (239) and total tackles (357) with a total of 357 (239 solo). He finished the 2022 regular season with 128 solo tackles and 184 total tackles.


### TOTAL TACKLES NFL, 2022-23

RK.	PLAYER (TEAM)	SOLO TACKLES	TOTAL TACKLES
1.	LB <b>Foye Oluokun</b> (JAX)	239	357
2.	LB Zaire Franklin (IND)	209	346
3.	LB Alex Singleton (DEN)	197	340
4.	LB Roquan Smith (BAL)	187	327
5.	LB Bobby Wagner (SEA)	177	323

In 2023, Oluokun had 10 games with at least 10 total tackles. His 10 games are the fourth-most in the NFL.

### GAMES WITH AT LEAST 10 TACKLES NFL, 2023

RK.	PLAYER (TEAM)	GAMES
1.	LB Alex Singleton (DEN)	12
2.	LB Zaire Franklin (IND)	11
	LB Bobby Wagner (SEA)	11
4.	LB <b>Foye Oluokun</b> (JAX)	10



# PLAYER NOTES

## COOKE'S CORNER

In 2023, P Logan Cooke recorded 12 punts inside the 10 yard line and 29 inside the 20 yard line. Cooke's 12 punts inside the 10 tied for third-most in the NFL.

### PUNTS INSIDE 10 YARD LINE, NFL, 2023

RK.	PLAYER (TEAM)	PUNTS	INSIDE 10
1.	P Thomas Morstead (NYJ)	99	17
2.	P Mitch Wishnowsky (S.F.)	52	13
3.	P Logan Cooke (JAX)	61	12
	P Sam Martin (BUF)	51	12
5.	P Bradley Pinion (ATL)	75	11
	P A.J. Cole (L.V.)	75	11
	P Johnny Hekker (CAR)	82	11
	P Trenton Gill (CHI)	67	11

Among players with at least 300 punts, Cooke has recorded the most punts inside the 20 in team history with 162.

### PUNTS INSIDE 20 YARD LINE, FRANCHISE HISTORY MIN. 300 PUNTS

RK.	PLAYER (YEAR)	PUNTS	INSIDE 20
1.	P Logan Cooke (2018-2023)	400	162
2.	P Bryan Barker (1995-2000)	456	151
3.	P Chris Hanson (2001-2006)	424	136
4.	P Bryan Anger (2012-2015)	360	113



Since 2018, the sixth-year punter has punted 400 times with a 43.3 net punting average in his career. Among players with a minimum of 300 punts, Cooke's 43.3 career net punting average is first in NFL history.

### NET PUNTING AVERAGE, NFL HISTORY MIN. 300 PUNTS

RK.	PLAYER (TEAM/YEAR)	PUNTS	PUNTING AVG.
1.	P Logan Cooke (JAX, 2018-2023)	400	43.3
2.	P Johnny Hekker (LAR, 2012-2023)	890	43.0
3.	P Michael Dickson (SEA, 2018-2023)	428	42.9
4.	P AJ Cole (L.V., 2019-2023)	309	42.4
5.	P Cameron Johnston (PHI/HOU, 2017-23)	445	42.3

## MAD MATISCIK

In Week 11 against the Titans, LS Ross Maticcik recorded one tackle, one forced fumble, and one fumble recovery on special teams. He was the first longsnapper since 49ers Brian Jennings on 11/13/2005 to record a forced fumble and a fumble recovery in the same game.



Since entering the NFL in 2020, Maticcik leads all long snappers with 12 solo special teams tackles.

### SOLO SPECIAL TEAMS TACKLES AMONG LONG SNAPPERS, NFL, 2020-23

RK.	PLAYER (TEAM)	SOLO TACKLES
1.	LS Ross Maticcik (JAX)	12
2.	LS Zach Triner (T.B.)	7
	LS Jacob Bobenmoyer (L.V.)	7
	LS Thomas Hennessy (NYJ)	7
5.	LS Reid Ferguson (BUF)	6
	LS Luke Rhodes (IND)	6
	LS Nick Moore (BAL)	6
	LS Josh Harris (LAC)	6
	LS Rick Lovato (PHI)	6



In 2023, Maticcik led the NFL in solo tackles by a long snapper with eight.

### SOLO SPECIAL TEAMS TACKLES AMONG LONG SNAPPERS, NFL, 2023

RK.	PLAYER (TEAM)	SOLO TACKLES
1.	LS Ross Maticcik (JAX)	8
2.	LS Casey Kreiter (NYG)	4
3.	LS Josh Harris (LAC)	3
	LS Thomas Hennessy (NYJ)	3
	LS Tyler Ott (BAL)	3
6.	LS Reid Ferguson (BUF)	2
	LS Christian Kuntz (PIT)	2
	LS Zach Triner (T.B.)	2
	LS Rick Lovato (PHI)	2
	LS Mitchell Fraboni (DEN)	2





# PLAYER SNAPSHOTS

## QUARTERBACKS (3)

**#3 C.J. Beathard** - Completed seven of 14 passes for 125 yards and one touchdown against Kansas City... In 2023, Beathard played in seven games (one start) and completed 40 passes for 349 yards and one touchdown

**#10 Mac Jones** - Completed nine of 11 passes for 98 yards... Jones completed 224 passes for 2,120 yards and 10 touchdowns for the New England Patriots in 2023

**#16 Trevor Lawrence** - Started at quarterback for Jacksonville against Kansas City and completed three passes on four attempts for 42 yards and one touchdown... In 2023, Lawrence completed 370 passes for 4,016 yards and 21 touchdowns becoming the only quarterback in franchise history to start his career with three seasons of at least 300 completions

## RUNNING BACKS (6)

**#1 Travis Etienne Jr.** - Started at running back against Kansas City, rushed for three yards on four attempts and recorded one nine-yard touchdown reception... Etienne totaled 1,484 scrimmage yards in 2023, joining RB Maurice Jones-Drew as the only Jaguars to reach 1,000 scrimmage yards in their first two active NFL seasons

**#2 D'Ernest Johnson** - Led the team with 31 rushing yards on five attempts... Saw action in all 17 games and recorded 108 rushing yards and 140 receiving yards last season

**#4 Tank Bigsby** - Rushed for 28 yards on three attempts... Saw action in all 17 games and recorded 132 rushing yards on 50 attempts, including two touchdowns in 2023

**#31 Keilan Robinson** - Did not participate against Kansas City... Robinson was drafted in fifth round in the 2024 NFL Draft (167th overall)

**#35 Gary Brightwell** - Rushed for 8 yards on five attempts... Appeared in seven games for the Giants in 2023

**#36 Jalen Jackson** - Saw action at running back in his NFL Debut... Earned CAA Football Second Team Offense honors in 2023

## TIGHT ENDS (7)

**#17 Evan Engram** - Started at tight end and saw action in preseason opener... Engram's 114 receptions in 2023 are the second most by a tight end in a season in NFL history

**#38 Chris Myarick** - Saw action at tight end last week against Kansas City... Myarick spent 2023 on the New York Giant's reserve/injured list

**#49 Shawn Bowman** - Had two receptions for eight yards in NFL debut... Was selected to the 2022 and 2021 Third Team All-CAA and was named to Phil Steele's Freshman All-American Second Team (2019)

**#81 Josiah Deguara** - Led the Jaguars in both receptions (3) and receiving yards (42) against Kansas City... Last season he appeared in 15 games with four starts for Green Bay in 2023

**#85 Brenton Strange** - Recorded one reception for 7 yards... Appeared in 14 games (four starts) and hauled in five receptions for 35 yards and one touchdown last season

**#89 Luke Farrell** - Started at tight end and recorded one reception for 13 yards... Saw action in 17 games with eight starts in the 2023 season

## WIDE RECEIVERS (13)

**#0 Gabe Davis** - Started at wide receiver and hauled in one reception for 20 yards... Since entering the NFL in 2020, 76.7% of his catches have resulted in a first down or a touchdown

**#7 Brian Thomas Jr.** - Started at wide receiver against Kansas City and recorded one reception for 41 yards... He led the nation with 17 receiving touchdowns at LSU in 2023

**#11 Parker Washington** - Recorded one 73-yard kick return and hauled in one pass for 10 yards... Saw action in nine games (one start) in 2023 and recorded 17 receptions for 132 yards and two touchdowns

## WIDE RECEIVERS (13)

**#12 Devin Duvernay** - Made one reception for 35 yards and one touchdown... Appeared in 13 games for the Ravens last season

**#13 Christian Kirk** - Saw action at wide receiver against Kansas City... In 2023, he hauled in 57 passes for 787 yards and three touchdowns

**#14 Elijah Cooks** - Had one reception for 10 yards... Saw action in nine games and recorded three receptions for 38 yards last season

**#15 Tim Jones** - Saw action at wide receiver against Kansas City... In 2023, hauled in 11 receptions for 83 yards

**#18 Seth Williams** - Caught two passes for 15 yards... Spent the 2023 season on the Jaguars' practice squad

**#19 Joshua Cephus** - Caught one pass for three yards in his NFL debut against Kansas City... In 2023, he set a Texas at San Antonio record after he recorded 1,151 receiving yards

**#80 Brevin Easton** - Caught one pass for five yards in his NFL debut... During his senior season at Albany (2023), he recorded 57 receptions for 1,086 yards and 13 touchdowns

**#83 Denzel Mims** - Saw action at wide receiver in preseason opener... Spent the majority of 2023 on the Steelers practice squad

**#84 Joseph Scates** - Saw action at wide receiver in his NFL debut... Recorded 51 receptions for 826 yards and 10 touchdowns across two seasons at Memphis (2022-23)

**#86 Austin Trammell** - Recorded two receptions for 33 yards and two punt returns for six yards... Appeared in 16 games for the Rams in 2023 and recorded 25 punt returns for 183 yards and six kick returns for 101 yards

## OFFENSIVE LINE (15)

**#60 Darryl Williams** - Saw action on offensive line in preseason opener... Spent the 2023 season on Jacksonville's practice squad

**#62 Javon Foster** - Saw action in first career NFL game... During the 2023 season, he was named Third-Team All-America (AP), 2023 First-Team All-SEC (AP and Coaches)

**#64 Steven Jones** - Did not play against Kansas City... Last season (2023), he ranked fifth among all FBS offensive linemen and second among all guards with a 90.8 pass-blocking grade from Pro Football Focus

**#65 Mitch Morse** - Started at center against Kansas City... Nominated by the Bills for the 2023 Art Rooney Sportsmanship Award

**#68 Brandon Scherff** - Started at right guard against Kansas City... Started all 17 regular season games for Jacksonville as a team captain for the 2023 season

**#69 Tyler Shatley** - Saw action against Kansas City... Has played in 140 consecutive games which set a franchise record previously held by LS Joe Zelenka who appeared in 128 consecutive games from 2001-08

**#70 Cole Van Lanen** - Saw action against Kansas City in preseason game... Appeared in nine regular season games in 2023

**#72 Walker Little** - Started at right tackle in preseason opener... Saw action in 14 games with 11 starts last season

**#73 Blake Hance** - Started at left tackle against Kansas City... Saw action in 17 games with one start last season

**#74 Cam Robinson** - Started at left guard in preseason opener... In 2023, he started in all nine games he appeared in

**#75 Cooper Hodges** - Saw action as an offensive lineman... Spent the 2023 season on the reserve/injured list



# PLAYER SNAPSHOTS

## OFFENSIVE LINE (15)

**#76 Ezra Cleveland** - Did not participate in the preseason opener... Saw action in nine games with five starts for Jacksonville after being traded from Minnesota on 10/15/23

**#77 Anton Harrison** - Did not participate in preseason opener... Started all 17 games at right tackle in 2023

**#78 Keaton Sutherland** - Saw action as an offensive lineman against Kansas City... Spent the 2023 season on the Jaguars' practice squad

**#79 Luke Fortner** - Saw action as an offensive lineman against Kansas City... Started all 17 games last season and only missed two offensive snaps

## DEFENSIVE LINE (16)

**#41 Josh Hines-Allen** - Started on the defensive line against Kansas City... Set the franchise single-season sack record and tied for second-most in the NFL with 17.5 in 2023... Added 66 tackles (43 solo), 33 quarterback hits, 17 tackles for loss, two forced fumbles, one interception and one pass defended in 17 games started

**#44 Travon Walker** - Started on the defensive line versus Kansas City... Started 17 games in 2023 and recorded 52 tackles (27 solo), 19 quarterback hits, 10.0 sacks, 10 tackles for loss, two passes defended and one fumble recovery

**#50 Trevis Gipson** - Recorded two solo tackles and one quarterback hit against Kansas City... Posted six tackles (one solo), 1.0 sack and one forced fumble in eight games for Tennessee in 2023

**#52 DaVon Hamilton** - Started at defensive tackle versus Kansas City... Saw action in eight games (two starts) and posted 12 tackles (seven solo) including one for loss after opening the season on injured reserve in 2023

**#54 D.J. Coleman** - Totaled two tackles (one solo) and two quarterback hits against Kansas City... Spent the 2023 season on the Jaguars' practice squad

**#59 Myles Cole** - Recorded three tackles, a quarterback hit and 0.5 sack in his preseason debut against Kansas City... Appeared in 29 games for Texas Tech and recorded 44 tackles (29 solo), nine tackles for loss, 3.5 sacks, one pass defended and one blocked field goal

**#67 Breeland Spears** - Registered two quarterback hits, one tackle and 0.5 sack versus Kansas City... Named Defensive Player of the Year as a member of the UFL's Michigan Panthers in 2023

**#90 Ezezi Otomewo** - Totaled three tackles (two solo), three quarterback hits, 1.5 sacks and one tackle for loss versus Kansas City... Spent the 2023 season on the Jaguars' practice squad

**#92 Raymond Johnson** - Saw action on defense against Kansas City and recorded one solo tackle and one quarterback hit... Spent the 2023 season on the Lions' practice squad

**#93 Tyler Lacy** - Had one tackle, one quarterback hit and 0.5 sack versus Kansas City... Finished his rookie season with 12 tackles (five solo), three quarterback hits, one tackle for loss and one pass defended in 15 games played

**#94 Maason Smith** - Saw action on defense against Kansas City... Appeared in 22 games at LSU and totaled 47 career tackles, 9.5 tackles for loss and 6.5 sacks

**#95 Roy Robertson-Harris** - Made one tackle for loss versus Kansas City... Voted a team captain in 2023 and recorded 34 tackles (16 solo), 11 quarterback hits, a career-high 3.5 sacks, three tackles for loss and one pass defended in 17 starts

**#96 Jonathan Marshall** - Totaled two tackles (one solo), 1.0 sack, one quarterback hit and one tackle for loss against Kansas City... Spent the 2023 season on the Steelers' practice squad

**#97 Rasheem Green** - Made one solo tackle versus Kansas City... In 2023, played in 17 games for Chicago and recorded 15 tackles (eight solo), five quarterback hits, 2.0 sacks, two tackles for loss and two blocked field goals

## DEFENSIVE LINE (16)

**#98 Jordan Jefferson** - Did not play versus Kansas City... Played in 13 games for LSU in 2023 after appearing in 42 games for West Virginia from 2019-22... Finished college career with 90 tackles, 21.5 tackles for loss and 6.0 sacks

**#99 Jeremiah Ledbetter** - Made three tackles (one solo) against Kansas City... Played in 17 games in 2023 and recorded 24 tackles (seven solo), one quarterback hit, one tackle for loss, one pass defended and one fumble recovery

## DEFENSIVE BACKS (19)

**#5 Andre Cisco** - Started at safety against Kansas City... In 2023, started 15 games and recorded 62 tackles (42 solo), five passes defended, a career-high four interceptions, one forced fumble, one tackle for loss and a 0.5 sack

**#6 Darnell Savage** - Did not play against Kansas City... Started all 10 games he appeared in for Green Bay in 2023 and recorded 50 total tackles (35 solo), one tackle for loss and one pass defended

**#20 Daniel Thomas** - Made three solo tackles, including one for loss, versus Kansas City... Appeared in 15 games and recorded seven special teams tackles and one tackle on defense in 2023

**#21 Christian Braswell** - Made three solo tackles and one solo special teams tackle against Kansas City... Saw action on special teams in the first three games of the season before being placed on the injured reserve list in 2023

**#22 Jarrian Jones** - Made two solo tackles and one solo special teams tackle in his preseason debut against Kansas City... Appeared in 55 games with 29 starts and recorded 96 tackles, 12 passes defended, 5.5 tackles for loss, five interceptions, two fumble recoveries and 1.0 sack at Florida State

**#24 De'Antre Prince** - Tied for first on the team with five tackles (four solo) in his preseason debut versus Kansas City... Appeared in 51 games and recorded 146 tackles (101 solo), six interceptions, six tackles for loss and 1.0 sack at Mississippi

**#25 Ronald Darby** - Started at cornerback against Kansas City... Played in 16 games for Baltimore in 2023 and posted 25 tackles, seven passes defended and one tackle for loss

**#26 Antonio Johnson** - Tied for first on the team with five tackles (two solo) versus Kansas City... As a rookie in 2023, he appeared in 13 games (three starts) and recorded 14 tackles (11 solo), three passes defended, two interceptions, one forced fumble and one quarterback hit

**#27 Amani Oruwariye** - Saw action against Kansas City... Did not appear in a game in 2023 after joining the Jaguars' practice squad on Oct. 17

**#29 Tevaughn Campbell** - Saw action against Kansas City... Played in two games in 2023 after spending most of the season on the Jaguars' practice squad

**#30 Montaric Brown** - Made one solo tackle versus Kansas City... Played in 12 games (six starts) and recorded 34 tackles (25 solo) and four passes defended in 2023

**#32 Tyson Campbell** - Did not play against Kansas City... Started 11 games and recorded 61 tackles (42 solo), five passes defended, two tackles for loss, one forced fumble and one interception in 2023

**#34 Adrian Amos** - Made one solo tackle versus Kansas City... Played in 16 games for the New York Jets and Houston in 2023 and totaled 28 tackles (23 solo), one pass defended and one fumble recovery

**#37 Tre Flowers** - Made three tackles (two solo) against Kansas City... In 2023, played in 17 games for Atlanta and posted 18 tackles (12 solo), two passes defended and one tackle for loss

**#40 Erick Hallett II** - Posted one tackle versus Kansas City... Spent the 2023 season on the Jaguars' practice squad





# PLAYER SNAPSHOTS

## DEFENSIVE BACKS (19)

**#42 Andrew Wingard** - Did not play against Kansas City... Voted a team captain in 2023... Registered 40 tackles (31 solo), two passes defended, one interception, one quarterback hit, one forced fumble and one tackle for loss on defense plus five tackles (four solo) on special teams

**#43 Josh Proctor** - Saw action versus Kansas City... Appeared in 53 games over six seasons at Ohio State and recorded 112 tackles, 17 passes defended, 6.5 tackles for loss, three interceptions including one returned for a touchdown, 1.0 sack and one fumble recovery

**#45 Terrell Edmunds** - Totaled three solo tackles and two forced fumbles in his Jaguars debut versus Kansas City... Played in 15 games for Philadelphia and Tennessee in 2023 and totaled 41 tackles (31 solo), 2.5 sacks, two quarterback hits, two passes defended, two tackles for loss, one forced fumble and one interception along with seven special teams tackles

**#47 Tashaun Gipson Sr.** - Did not play against Kansas City... In 2023 with San Francisco, started all 16 games he appeared in and recorded 60 tackles (41 solo), three passes defended, three tackles for loss, one interception and 1.0 sack

## LINEBACKERS (8)

**#23 Foyesade Oluokun** - Saw action on defense against Kansas City... Voted a team captain in 2023 and ranked fourth in the league with 173 total tackles... Added 10 quarterback hits, eight tackles for loss, six passes defended, three fumble recoveries, one forced fumble and one interception he returned 24 yards for a touchdown

**#33 Devin Lloyd** - Started at linebacker against Kansas City... Started 15 games and recorded 127 tackles (75 solo), seven passes defended, two tackles for loss, two fumble recoveries and one quarterback hit in 2023

**#48 Chad Muma** - Made three solo tackles versus Kansas City... Played in 17 games (two starts) in 2023 and recorded 12 tackles (five solo) and two passes defended, plus three solo tackles on special teams

**#51 Ventrell Miller** - Tied for the team lead with five tackles (three solo) against Kansas City... Spent the 2023 season on injured reserve

**#53 Tanner Muse** - Made three tackles (two solo) versus Kansas City... Appeared in 10 games for the Los Angeles Chargers in 2023

**#56 Yasir Abdullah** - Totaled two solo tackles, 1.0 sack, one tackle for loss and one quarterback hit versus Kansas City... Appeared in five games as a rookie in 2023

**#57 Caleb Johnson** - Made two tackles against Kansas City... Saw action in all 17 games primarily on special teams in 2023

**#58 Andrew Parker Jr.** - Posted two solo tackles versus Kansas City... Recorded 182 total tackles (80 solo), 9.5 tackles for loss, 3.0 sacks, three passes defended, one forced fumble and one fumble recovery in two seasons at Appalachian State

## SPECIALISTS (3)

**#9 Logan Cooke** - Punted twice for 71 yards (35.5 avg) with both punts landing inside the 20 against Kansas City... Totaled 61 punts for 2,893 yards (47.4 avg), 29 punts inside the 20 and 12 inside the 10 in 2023

**#39 Cam Little** - Made three-of-four field goals, missing only a 62-yarder, in his preseason debut against Kansas City... Converted 53 field goals on 64 attempts (82.8 percent) and converted 100 percent of his extra point attempts (129) at Arkansas

**#46 Ross Matiscik** - Saw action as long snapper versus Kansas City... Saw action in all 17 games and was named AP All-Pro First Team and to the Pro Bowl for the first time in 2023



## NOTE THE QUOTE: ON THE GROUP EFFORT

*"I talked about development. I think that's what you're seeing out there in practice. It's what I'm seeing anyway. Then tonight with so many guys playing in this game, there wasn't really a dropoff. Sometimes when you get out of that first, second unit, sometimes there's a letdown or a dropoff with play. I didn't see that tonight. Our guys played fast, they played hard."*

- Head Coach Doug Pederson



RB **Travis Etienne Jr.** scored the Jaguars' first touchdown of the preseason on a nine-yard pass from **QB Trevor Lawrence**.



Rookie **CB De'Antre Prince** tied for the team lead with five tackles (four solo) in his NFL preseason debut.



# PRESEASON RESULTS

## 1995

Record: 2-3 (.400)

Date	Opponent	Result
July 29	at Carolina Panthers*	L, 20-14
Aug. 4	at Miami Dolphins	W, 24-21
Aug. 10	at Detroit Lions	L, 19-3
Aug. 18	at St. Louis Rams	L, 27-10
Aug. 25	at Denver Broncos	W, 23-17

\* Hall of Fame Game (Canton, Ohio)

## 1996

Record: 2-2 (.500)

Date	Opponent	Result
Aug. 2	at New York Giants	L, 24-17
Aug. 9	at St. Louis Rams	L, 17-10
Aug. 18	at San Francisco 49ers	W, 38-10
Aug. 23	at Denver Broncos	W, 31-24

## 1997

Record: 4-0 (1.000)

Date	Opponent	Result
Aug. 3	at Carolina Panthers	W, 23-9
Aug. 9	at New York Giants	W, 38-16
Aug. 18	at San Francisco 49ers	W, 28-20
Aug. 22	at Atlanta Falcons	W, 26-17

## 1998

Record: 2-2 (.500)

Date	Opponent	Result
Aug. 8	at Carolina Panthers	L, 30-27
Aug. 14	at New York Giants	W, 24-10
Aug. 22	at Kansas City Chiefs	L, 22-21
Aug. 27	at Dallas Cowboys	W, 42-20

## 1999

Record: 3-1 (.750)

Date	Opponent	Result
Aug. 13	at Carolina Panthers	W, 35-10
Aug. 21	at New York Giants	L, 27-20
Aug. 22	at Kansas City Chiefs	W, 31-6
Sept. 2	at Dallas Cowboys	W, 27-6

## 2000

Record: 3-1 (.750)

Date	Opponent	Result
Aug. 4	at Carolina Panthers	W, 34-14
Aug. 11	at New York Giants	W, 16-13
Aug. 19	at Kansas City Chiefs	W, 28-23
Aug. 24	at Atlanta Falcons	L, 31-20

## 2001

Record: 2-2 (.500)

Date	Opponent	Result
Aug. 10	at Carolina Panthers	W, 18-16
Aug. 16	at New York Giants	L, 27-5
Aug. 23	at Kansas City Chiefs	W, 28-23
Aug. 30	at Dallas Cowboys	L, 27-17

## 2002

Record: 1-3 (.250)

Date	Opponent	Result
Aug. 9	at Atlanta Falcons	L, 23-13
Aug. 16	at Tampa Bay Buccaneers	L, 20-0
Aug. 23	at Chicago Bears*	W, 24-16
Aug. 29	at Dallas Cowboys	L, 28-25

## 2003

Record: 3-1 (.750)

Date	Opponent	Result
Aug. 9	at Minnesota Vikings	W, 16-14
Aug. 15	at Miami Dolphins	W, 27-23
Aug. 23	at Tampa Bay Buccaneers	L, 10-6
Aug. 28	at Washington	W, 17-15

## 2004

Record: 3-1 (.750)

Date	Opponent	Result
Aug. 14	at Miami Dolphins	L, 16-5
Aug. 20	at Tampa Bay Buccaneers	W, 14-6
Aug. 27	at Green Bay Packers	W, 9-7
Sept. 2	at New England Patriots	W, 31-0

## 2005

Record: 2-2 (.500)

Date	Opponent	Result
Aug. 13	at Miami Dolphins	W, 27-17
Aug. 20	at Tampa Bay Buccaneers	W, 20-17
Aug. 25	at Atlanta Falcons	L, 23-7
Sept. 1	at Dallas Cowboys	L, 27-20

## 2006

Record: 3-1 (.750)

Date	Opponent	Result
Aug. 12	at Miami Dolphins	W, 31-26
Aug. 19	at Carolina Panthers	L, 17-10
Aug. 26	at Tampa Bay Buccaneers	W, 29-18
Aug. 31	at Atlanta Falcons	W, 20-17

## 2007

Record: 3-1 (.750)

Date	Opponent	Result
Aug. 11	at Miami Dolphins	L, 18-17
Aug. 18	at Tampa Bay Buccaneers	W, 31-19
Aug. 23	at Green Bay Packers	W, 21-13
Aug. 30	at Washington	W, 31-14

## 2008

Record: 3-1 (.750)

Date	Opponent	Result
Aug. 9	at Atlanta Falcons	W, 20-17
Aug. 16	at Miami Dolphins	L, 19-14
Aug. 23	at Tampa Bay Buccaneers	W, 23-17
Aug. 28	at Washington	W, 24-3

## 2009

Record: 1-3 (.250)

Date	Opponent	Result
Aug. 17	at Miami Dolphins	L, 12-9
Aug. 22	at Tampa Bay Buccaneers	L, 24-23
Aug. 27	at Philadelphia Eagles	L, 33-32
Sept. 3	at Washington	W, 24-17

## 2010

Record: 2-2 (.500)

Date	Opponent	Result
Aug. 13	at Philadelphia Eagles	L, 28-27
Aug. 21	at Miami Dolphins	L, 27-26
Aug. 28	at Tampa Bay Buccaneers	W, 19-13
Sept. 2	at Atlanta Falcons	W, 13-9

## 2011

Record: 1-3 (.250)

Date	Opponent	Result
Aug. 11	at New England Patriots	L, 47-12
Aug. 19	at Atlanta Falcons	W, 15-13
Aug. 27	at Buffalo Bills	L, 35-32 (OT)
Sept. 1	at St. Louis Rams	L, 24-17

## 2012

Record: 3-1 (.750)

Date	Opponent	Result
Aug. 10	at New York Giants	W, 32-31
Aug. 17	at New Orleans Saints	W, 27-24
Aug. 23	at Baltimore Ravens	L, 48-17
Aug. 30	at Atlanta Falcons	W, 24-14

## 2013

Record: 1-3 (.250)

Date	Opponent	Result
Aug. 9	at Miami Dolphins	L, 27-3
Aug. 17	at New York Jets	L, 37-13
Aug. 24	at Philadelphia Eagles	L, 31-24
Aug. 29	at Atlanta Falcons	W, 20-16

## 2014

Record: 1-3 (.250)

Date	Opponent	Result
Aug. 8	at Tampa Bay Buccaneers	W, 16-10
Aug. 17	at Chicago Bears	L, 20-19
Aug. 24	at Detroit Lions	L, 13-12
Aug. 29	at Atlanta Falcons	L, 24-14

## 2015

Record: 2-2 (.500)

Date	Opponent	Result
Aug. 14	at Pittsburgh Steelers	W, 23-21
Aug. 22	at New York Giants	L, 22-12
Aug. 28	at Detroit Lions	L, 22-17
Sept. 3	at Washington	W, 17-16

## 2016

Record: 1-3 (.250)

Date	Opponent	Result
Aug. 11	at New York Jets	L, 17-13
Aug. 20	at Tampa Bay Buccaneers	L, 27-21
Aug. 28	at Cincinnati Bengals	W, 26-21
Sept. 1	at Atlanta Falcons	L, 17-15

## 2017

Record: 2-2 (.500)

Date	Opponent	Result
Aug. 10	at New England Patriots	W, 31-24
Aug. 17	at Tampa Bay Buccaneers	L, 12-8
Aug. 24	at Carolina Panthers	L, 24-23
Aug. 31	at Atlanta Falcons	W, 13-7

## 2018

Record: 3-1 (.750)

Date	Opponent	Result
Aug. 9	at New Orleans Saints	L, 24-20
Aug. 18	at Minnesota Vikings	W, 14-10
Aug. 25	at Atlanta Falcons	W, 17-6
Aug. 30	at Tampa Bay Buccaneers	W, 25-10

## 2019

Record: 0-4 (.000)

Date	Opponent	Result
Aug. 8	at Baltimore Ravens	L, 29-0
Aug. 15	at Philadelphia Eagles	L, 24-10
Aug. 25	at Miami Dolphins	L, 22-7
Aug. 30	at Atlanta Falcons	L, 31-12

## 2021

Record: 1-2 (.333)

Date	Opponent	Result
Aug. 14	at Cleveland Browns	L, 29-0
Aug. 23	at New Orleans Saints	L, 21-23
Aug. 29	at Dallas Cowboys	W, 34-14

## 2022

Record: 0-4 (0.0)

Date	Opponent	Result
Aug. 4	at Las Vegas Raiders	L, 27-11
Aug. 12	at Cleveland Browns	L, 24-13
Aug. 20	at Pittsburgh Steelers	L, 16-15
Aug. 27	at Atlanta Falcons	L, 28-12

## 2023

Record: 3-0 (1.000)

Date	Opponent	Result
Aug. 12	at Dallas Cowboys	W, 28-23
Aug. 19	at Detroit Lions	W, 25-7
Aug. 26	at Miami Dolphins	W, 31-18





# 2023 TEAM RANKINGS

AMERICAN FOOTBALL CONFERENCE						
	OFFENSE			DEFENSE		
	TOTAL	RUSH	PASS	TOTAL	RUSH	PASS
Baltimore Ravens	3	*1	10	4	7	4
Buffalo Bills	2	3	4	6	8	5
Cincinnati Bengals	10	16	7	16	15	15
Cleveland Browns	8	5	8	*1	5	*1
Denver Broncos	12	8	12	15	16	12
Houston Texans	5	10 T	3	8	2	13
Indianapolis Colts	7	4	9	13	13	9
<b>Jacksonville Jaguars</b>	<b>6</b>	<b>12</b>	<b>5</b>	<b>12</b>	<b>4</b>	<b>14</b>
Kansas City Chiefs	4	9	2	2	10	3
Las Vegas Raiders	13	15	11	9	12	7
Los Angeles Chargers	9	13	6	14	9	16
Miami Dolphins	*1	2	*1	7	3	8
New England Patriots	15	14	14	5	*1	6
New York Jets	16	10 T	16	3	14	2
Pittsburgh Steelers	11	6	13	11	11	10
Tennessee Titans	14	7	15	10	6	11

NATIONAL FOOTBALL CONFERENCE						
	OFFENSE			DEFENSE		
	TOTAL	RUSH	PASS	TOTAL	RUSH	PASS
Arizona Cardinals	10	3	13	12	16	6
Atlanta Falcons	9	6	12	4	9	3
Carolina Panthers	16	11	16	*1	11	*1
Chicago Bears	11	*1	14	5	*1	12
Dallas Cowboys	3	8	2	2	8	2
Detroit Lions	2	4	*1	9	2	13
Green Bay Packers	7	9	7	8	13	4
Los Angeles Rams	4	7	5	10	7	9
Minnesota Vikings	6	15	4	7	5	11
New Orleans Saints	8	12	6	6	10	5
New York Giants	15	10	15	14	14	8
Philadelphia Eagles	5	5	9	13	6	15
San Francisco 49ers	*1	2	3	3	3	7
Seattle Seahawks	12	14	8	15	15	10
Tampa Bay Buccaneers	13	16	10	11	4	14
Washington Commanders	14	13	11	16	12	16

NATIONAL FOOTBALL LEAGUE						
	OFFENSE			DEFENSE		
	TOTAL	RUSH	PASS	TOTAL	RUSH	PASS
Arizona Cardinals	19	4	26	25	32	13
Atlanta Falcons	17	9	22	11	20	8
Baltimore Ravens	6	*1	21	6	14	6
Buffalo Bills	4	7	8	9	15	7
Carolina Panthers	32	20	32	4	23	3
Chicago Bears	20	2	27	12	*1	25
Cincinnati Bengals	22	31	15	31	26	28
Cleveland Browns	16	12	19	*1	11	*1
Dallas Cowboys	5	14	3	5	16	5
Denver Broncos	26	18	24	29	30	22
Detroit Lions	3	5	2	19	2	27
Green Bay Packers	11	15	12	17	28	9
Houston Texans	12	22 T	7	14	6	23
Indianapolis Colts	15	10	20	24	24	16
<b>Jacksonville Jaguars</b>	<b>13</b>	<b>24</b>	<b>9</b>	<b>22</b>	<b>9</b>	<b>26</b>
Kansas City Chiefs	9	19	6	2	18	4
Las Vegas Raiders	27	30	23	15	21	12
Los Angeles Chargers	18	25	13	28	17	30
Los Angeles Rams	7	11	10	20	12	20
Miami Dolphins	*1	6	*1	10	7	15
Minnesota Vikings	10	29	5	16	8	24
New England Patriots	30	26	28	7	4	11
New Orleans Saints	14	21	11	13	22	10
New York Giants	29	16	31	27	29	19
New York Jets	31	22 T	30	3	25	2
Philadelphia Eagles	8	8	16	26	10	31
Pittsburgh Steelers	25	13	25	21	19	17
San Francisco 49ers	2	3	4	8	3	14
Seattle Seahawks	21	28	14	30	31	21
Tampa Bay Buccaneers	23	32	17	23	5	29
Tennessee Titans	28	17	29	18	13	18
Washington Commanders	24	27	18	32	27	32

\* = NFL leader | T = Tied for position



# JAGUARS 2023 TEAM STATS

## JACKSONVILLE JAGUARS / REGULAR SEASON WEEK 2 / THROUGH SATURDAY, AUGUST 10, 2024

WON 9, LOST 8		DOUG PEDERSON (17 GAMES)		
09/10	W	31-21	at Indianapolis	65,749
09/17	L	9-17	Kansas City	69,615
09/24	L	17-37	Houston	61,466
10/01	W	23-7	Atlanta (London)	85,716
10/08	W	25-20	at Buffalo	61,273
10/15	W	37-20	Indianapolis	64,851
10/19	W	31-24	at New Orleans	70,009
10/29	W	20-10	at Pittsburgh	67,225
11/12	L	3-34	San Francisco	69,271
11/19	W	34-14	Tennessee	67,175
11/26	W	24-21	at Houston	71,324
12/04	L	31-34 (OT)	Cincinnati	67,951
12/10	L	27-31	at Cleveland	67,431
12/17	L	7-23	Baltimore	68,021
12/24	L	12-30	at Tampa Bay	62,547
12/31	W	26-0	Carolina	67,215
01/07	L	20-28	at Tennessee	63,744

2023 TEAM STATISTICS		
	JAX	OPP.
<b>FIRST DOWNS</b>	<b>336</b>	<b>314</b>
Rushing	98	99
Passing	199	198
Penalty	39	17
Third Down-Made/Att	87/228	84/230
Third Down Efficiency	38.2%	36.5%
Fourth Down-Made/Att	13/29	21/41
Fourth Down Efficiency	44.8%	51.2%
<b>TOTAL NET YARDS</b>	<b>5,772</b>	<b>5,828</b>
Avg. Per Game	339.5	342.8
Total Plays	1,114	1,078
Avg. Per Play	5.2	5.4
<b>NET YARDS RUSHING</b>	<b>1,646</b>	<b>1,752</b>
Avg. Per Game	96.8	103.1
Total Rushes	453	421
Avg. Per Rush	3.6	4.2
<b>NET YARDS PASSING</b>	<b>4,126</b>	<b>4,076</b>
Avg. Per Game	242.7	239.8
Sacked/Yards Lost	41/251	40/279
Gross Yards	4,377	4,355
Attempts/Completions	620/412	617/404
Pct. of Completion	66.5%	65.5%
Had Intercepted	14	16
<b>PUNTS/AVERAGE</b>	<b>61/47.4</b>	<b>71/47.0</b>
Net Punting Average	43.8	41.9
<b>KICKOFF RETURN/AVG.</b>	<b>29/10.2</b>	<b>22/6.5</b>
<b>KICKOFF RETURN/AVG.</b>	<b>29/23.7</b>	<b>14/25.4</b>
<b>INTERCEPTION RETURN/AVG.</b>	<b>16/16.5</b>	<b>14/8.1</b>
<b>PENALTIES/YARDS</b>	<b>83/644</b>	<b>108/961</b>
<b>FUMBLES/BALL LOST</b>	<b>28/16</b>	<b>18/11</b>
<b>TOUCHDOWNS</b>	<b>41</b>	<b>44</b>
Rushing	17	15
Passing	22	27
Returns	2	2
<b>EXTRA POINTS/ATTEMPTS</b>	<b>35/35</b>	<b>42/42</b>
<b>TWO POINT CONVERSION/ATT.</b>	<b>3/6</b>	<b>1/2</b>
<b>FIELD GOALS/ATTEMPTS</b>	<b>30/37</b>	<b>21/26</b>
<b>AVG. TIME OF POSSESSION</b>	<b>30:40</b>	<b>29:20</b>

* SCORE BY PERIODS	Q1	Q2	Q3	Q4	OT	PTS
TEAM	61	106	104	106	0	377
OPPONENTS	43	109	104	112	3	371

SCORING	TD	RU	PA	RT	K-PAT	FG	2PT	S	PTS
B. McManus	0	0	0	0	35/35	30/37	0	0	125
T. Etienne Jr.	12	11	1	0	0/0	0/0	2	0	76
C. Ridley	8	0	8	0	0/0	0/0	1	0	50
E. Ingram	4	0	4	0	0/0	0/0	0	0	24
T. Lawrence	4	4	0	0	0/0	0/0	0	0	24
C. Kirk	3	0	3	0	0/0	0/0	0	0	18
T. Bigsby	2	2	0	0	0/0	0/0	0	0	12
Z. Jones	2	0	2	0	0/0	0/0	0	0	12
P. Washington	2	0	2	0	0/0	0/0	0	0	12
J. Agnew	1	0	1	0	0/0	0/0	0	0	6
F. Oluokun	1	0	0	1	0/0	0/0	0	0	6
B. Strange	1	0	1	0	0/0	0/0	0	0	6
D. Williams	1	0	0	1	0/0	0/0	0	0	6
TEAM	41	17	22	2	35/35	30/37	3	0	377
OPPONENTS	44	15	27	2	42/42	21/26	1	0	371

2-Pt Conv: C. Ridley 1, T. Etienne Jr. 2, TM 3-6, OPP 1-2  
 B. McManus: (45G) (32G, 49G, 22G) (48WR, 51B, 33G) (56G, 43G, 38G) (44G) (48G, 49G, 51G) (43G) (50G, 51G, 38G, 37G) (37G) (30G, 25G) (40G, 48G, 53G, 55WR) (48WR, 40G) (-) (50RU, 55WL) (52WR) (35G, 26G, 24G, 34G) (44G, 30G)  
 OPP: (38G) (28G, 26G, 33G) (28G, 56G) (51WR, 23G, 35G, 42G) (22G, 61WR) (39G, 35G) (50WR, 58CR) (57CR, 54G, 48G) (55G) (43G, 26G, 34G) (24G, 31G, 51G)

SACKS: J. Hines-Allen 17.5, T. Walker 10.0, R. Robertson-Harris 3.5, F. Oluokun 2.5, K. Chaisson 2.0, A. Gotsis 1.0, R. Jenkins 1.0, D. Smoot 1.0, A. Johnson 1.0, A. Cisco 0.5, TM 40.0, OPP 41.0 FUM/LOST: T. Lawrence 12/7, E. Ingram 3/2, T. Bigsby 2/2, C. Kirk 2/2, P. Washington 2/1, L. Fortner 2/0, J. Agnew 1/1, T. Campbell 1/1, A. Cisco 1/0, C. Beathard 1/0, C. Ridley 1/0, T. Etienne Jr. 1/0, TM 29/16, OPP 18/11

* PASSING	ATT	CMP	YDS	CMP%	YDS/ATT	TD	TD%	INT	INT%	LONG	SACK	LOST	RATING
T. Lawrence	564	370	4,016	65.6	7.1	21	3.7	14	2.5	65t	35	224	88.5
C. Beathard	53	40	349	75.5	6.6	1	1.9	0	0.0	48	6	27	98.7
C. Kirk	2	1	-1	50.0	-0.5	0	0.0	0	0.0	0	0	0	56.3
L. Cooke	1	1	13	100.0	13.0	0	0.0	0	0.0	13	0	0	118.8
TEAM	620	412	4,377	66.5	7.1	22	3.5	14	2.3	65t	41	251	89.3
OPPONENTS	617	404	4,355	65.5	7.1	27	4.4	16	2.6	76t	40	279	89.8

* RUSHING	NO.	YDS	AVG	LONG	TD
T. Etienne Jr.	267	1,008	3.8	62t	11
T. Lawrence	70	339	4.8	26	4
T. Bigsby	50	132	2.6	12	2
D. Johnson	41	108	2.6	19	0
C. Beathard	8	35	4.4	19	0
C. Ridley	9	23	2.6	18	0
C. Kirk	1	6	6.0	6	0
J. Agnew	4	-2	-0.5	1	0
M. Barkley	3	-3	-1.0	-1	0
TEAM	453	1,646	3.6	62t	17
OPPONENTS	421	1,752	4.2	69	15

* RECEIVING	TAR	NO.	YDS	AVG	LONG	TD
E. Ingram	143	114	963	8.4	34	4
C. Ridley	136	76	1,016	13.4	59t	8
C. Kirk	85	57	787	13.8	57	3
T. Etienne Jr.	73	58	476	8.2	56t	1
Z. Jones	64	34	321	9.4	36	2
J. Agnew	21	14	225	16.1	65t	1
P. Washington	21	16	132	8.3	19t	2
T. Jones	18	11	83	7.5	15	0
L. Farrell	15	13	155	11.9	42	0
D. Johnson	12	10	140	14.0	42	0
B. Strange	9	5	35	7.0	17	1
E. Cooks	4	3	38	12.7	23	0
T. Bigsby	4	1	6	6.0	6	0
J. Hasty	2	0	0	0.0	0	0
TEAM	607	412	4,377	10.6	65t	22
OPPONENTS	594	404	4,355	10.8	76t	27

* INTERCEPTIONS	NO.	YDS	AVG	LONG	TD
D. Williams	4	72	18.0	61t	1
A. Cisco	4	68	17.0	29	0
A. Johnson	2	50	25.0	27	0
R. Jenkins	2	42	21.0	24	0
F. Oluokun	1	24	24.0	24t	1
J. Hines-Allen	1	8	8.0	8	0
T. Campbell	1	0	0.0	0	0
A. Wingard	1	0	0.0	0	0
TEAM	16	264	16.5	61t	2
OPPONENTS	15	114	7.6	34	0

* FUMBLES	FUM	LST	FF	REC	TD
T. Lawrence	12	7	0	3	0
T. Bigsby	2	2	0	1	0
E. Ingram	3	2	0	1	0
C. Kirk	2	2	0	0	0
J. Agnew	1	1	0	0	0
T. Campbell	1	1	0	0	0
P. Washington	2	1	0	2	0
C. Beathard	1	0	0	0	0
A. Cisco	1	0	1	0	0
T. Etienne Jr.	1	0	0	0	0
L. Fortner	2	0	0	0	0
A. Harrison	0	0	0	1	0
D. Johnson	0	0	0	1	0
F. Oluokun	0	0	1	1	0
C. Ridley	1	0	0	0	0
TEAM	29	16	2	10	0
OPPONENTS	18	11	0	2	0

* PUNTING	NO.	YDS	AVG	NET	TB	IN	LG	B
L. Cooke	61	2,893	47.4	43.8	4	29	65	0
TEAM	61	2,893	47.4	43.8	4	29	65	0
OPPONENTS	71	3,335	47.0	41.9	3	25	73	0

* PUNT RETURNS	RET	FC	YDS	AVG	LONG	TD
J. Agnew	14	9	144	10.3	48	0
P. Washington	12	5	126	10.5	26	0
C. Kirk	2	3	27	13.5	15	0
T. Campbell	1	0	0	0.0	0	0
TEAM	29	17	297	10.2	48	0
OPPONENTS	22	22	143	6.5	16	0

* KICKOFF RETURNS	NO.	YDS	AVG	LONG	TD
J. Agnew	15	391	26.1	53	0
D. Johnson	7	126	18.0	22	0
T. Bigsby	4	99	24.8	31	0
P. Washington	2	51	25.5	33	0
D. Thomas	1	21	21.0	21	0
TEAM	29	688	23.7	53	0
OPPONENTS	14	356	25.4	85t	1

* FIELD GOALS	1-19	20-29	30-39	40-49	50+
B. McManus	0/0	4/4	10/10	11/13	5/10
TEAM	0/0	4/4	10/10	11/13	5/10
OPPONENTS	0/0	7/7	7/7	3/3	4/9





# BUCCANEERS 2023 STATS

## TAMPA BAY BUCCANEERS / REGULAR SEASON WEEK 2 / THROUGH SATURDAY, AUGUST 10, 2024

WON 9, LOST 8					TODD BOWLES (17 GAMES)	
09/10	W	20-17	at Minnesota	66,741		
09/17	W	27-17	Chicago	62,976		
09/25	L	11-25	Philadelphia	65,426		
10/01	W	26-9	at New Orleans	70,003		
10/15	L	6-20	Detroit	65,854		
10/22	L	13-16	Atlanta	62,620		
10/26	L	18-24	at Buffalo	70,416		
11/05	L	37-39	at Houston	70,785		
11/12	W	20-6	Tennessee	62,725		
11/19	L	14-27	at San Francisco	71,607		
11/26	L	20-27	at Indianapolis	64,407		
12/03	W	21-18	Carolina	62,432		
12/10	W	29-25	at Atlanta	69,496		
12/17	W	34-20	at Green Bay	77,275		
12/24	W	30-12	Jacksonville	62,547		
12/31	L	13-23	New Orleans	65,471		
01/07	W	9-0	at Carolina	69,010		

### 2023 TEAM STATISTICS

	TB	OPP.
<b>FIRST DOWNS</b>	<b>300</b>	<b>337</b>
Rushing	79	101
Passing	188	213
Penalty	33	23
Third Down-Made/Att	98/236	92/225
Third Down Efficiency	41.5%	40.9%
Fourth Down-Made/Att	12/18	12/25
Fourth Down Efficiency	66.7%	48.0%
<b>TOTAL NET YARDS</b>	<b>5,321</b>	<b>5,852</b>
Avg. Per Game	313.0	344.2
Total Plays	1,047	1,081
Avg. Per Play	5.1	5.4
<b>NET YARDS RUSHING</b>	<b>1,509</b>	<b>1,620</b>
Avg. Per Game	88.8	95.3
Total Rushes	439	422
Avg. Per Rush	3.4	3.8
<b>NET YARDS PASSING</b>	<b>3,812</b>	<b>4,232</b>
Avg. Per Game	224.2	268.9
Sacked/Yards Lost	40/232	48/336
Gross Yards	4,044	4,568
Attempts/Completions	568/364	611/404
Pct. of Completion	64.1%	66.1%
Had Intercepted	10	13
<b>PUNTS/AVERAGE</b>	<b>77/50.1</b>	<b>65/46.9</b>
Net Punting Average	41.8	42.4
<b>PUNT RETURN/AVG.</b>	<b>25/9.4</b>	<b>38/12.0</b>
<b>KICKOFF RETURN/AVG.</b>	<b>16/20.4</b>	<b>26/18.9</b>
<b>INTERCEPTION RETURN/AVG.</b>	<b>13/7.2</b>	<b>10/2.8</b>
<b>PENALTIES/YARDS</b>	<b>100/751</b>	<b>93/762</b>
<b>FUMBLES/BALL LOST</b>	<b>21/8</b>	<b>26/13</b>
<b>TOUCHDOWNS</b>	<b>37</b>	<b>34</b>
Rushing	8	11
Passing	28	23
Returns	1	0
<b>EXTRA POINTS/ATTEMPTS</b>	<b>33/33</b>	<b>26/26</b>
<b>TWO POINT CONVERSION/ATT.</b>	<b>2/4</b>	<b>3/8</b>
<b>FIELD GOALS/ATTEMPTS</b>	<b>29/31</b>	<b>29/36</b>
<b>AVG. TIME OF POSSESSION</b>	<b>29:25</b>	<b>30:35</b>

* SCORE BY PERIODS	Q1	Q2	Q3	Q4	OT	PTS
TEAM	42	120	71	115	0	348
OPPONENTS	70	86	81	88	0	325

SCORING	TD	RU	PA	RT	K-PAT	FG	2PT	S	PTS
C. McLaughlin	0	0	0	0	33/33	29/31	0	0	120
M. Evans	13	0	13	0	0/0	0/0	0	0	78
R. White	9	6	3	0	0/0	0/0	0	0	54
C. Otton	4	0	4	0	0/0	0/0	1	0	26
C. Godwin	3	1	2	0	0/0	0/0	1	0	20
T. Palmer	3	0	3	0	0/0	0/0	0	0	18
S. Barrett	1	0	0	1	0/0	0/0	0	0	6
K. Kieft	1	0	1	0	0/0	0/0	0	0	6
B. Mayfield	1	1	0	0	0/0	0/0	0	0	6
D. Moore	1	0	1	0	0/0	0/0	0	0	6
D. Thompkins	1	0	1	0	0/0	0/0	0	0	6
P. O'Connor	0	0	0	0	0/0	0/0	0	1	2
<b>TEAM</b>	<b>37</b>	<b>8</b>	<b>28</b>	<b>1</b>	<b>33/33</b>	<b>29/31</b>	<b>2</b>	<b>1</b>	<b>348</b>
<b>OPPONENTS</b>	<b>34</b>	<b>11</b>	<b>23</b>	<b>0</b>	<b>26/26</b>	<b>29/36</b>	<b>3</b>	<b>1</b>	<b>325</b>

2-Pt Conv: C. Otton 1, C. Godwin 1, TM 2-4, OPP 3-8

C. McLaughlin: (36G, 57G) (26G, 40B, 25G) (33G) (51G, 28G) (33G, 36G) (24G, 36G) (50B, 57G) (35G, 49G, 55G) (25G, 35G) (-) (21G, 24G) (-) (55G, 38G) (39G, 46G) (24G, 31G, 51G) (-) (36G, 57G, 39G)  
 OPP: (25G) (52G) (36G, 38G, 26G) (37G, 32G, 44G) (30G, 52WR, 36G) (24G, 41G, 51G) (37G) (50G) (29G) (38G, 51WR, 27G) (37G, 28G) (46G, 58LU, 36G) (23G) (20G, 50RU, 52WL) (36G, 33G) (52WR) (45G, 28G, 38G) (52WL)

SACKS: Y. Diaby 7.5, A. Winfield Jr. 6.0, V. Vea 5.5, J. Tryon-Shoyinka 5.0, S. Barrett 4.5, L. David 4.5, C. Kancey 4.0, A. Nelson 3.0, D. White 2.5, M. Watts 1.0, G. Gaines 1.0, C. Gill 1.0, J. Russell 1.0, L. Hall 0.5, TM 47.0, OPP 40.0 FUM/LOST: B. Mayfield 8/3, R. White 3/2, D. Thompkins 3/1, T. Palmer 3/1, C. Otton 1/1, D. Wells 1/0, R. Hainsey 1/0, J. Camarda 1/0, TM 21/8, OPP 26/13

* PASSING	ATT	CMP	YDS	CMP%	YDS/ATT	TD	TD%	INT	INT%	LONG	SACK	LOST	RATING
B. Mayfield	566	364	4,044	64.3	7.1	28	4.9	10	1.8	75t	40	232	94.6
C. Godwin	1	0	0	0.0	0.0	0	0.0	0	0.0	0	0	0	39.6
K. Trask	1	0	0	0.0	0.0	0	0.0	0	0.0	0	0	0	39.6
<b>TEAM</b>	<b>568</b>	<b>364</b>	<b>4,044</b>	<b>64.1</b>	<b>7.1</b>	<b>28</b>	<b>4.9</b>	<b>10</b>	<b>1.8</b>	<b>75t</b>	<b>40</b>	<b>232</b>	<b>94.2</b>
<b>OPPONENTS</b>	<b>611</b>	<b>404</b>	<b>4,568</b>	<b>66.1</b>	<b>7.5</b>	<b>23</b>	<b>3.8</b>	<b>13</b>	<b>2.1</b>	<b>76t</b>	<b>48</b>	<b>336</b>	<b>92.0</b>

* RUSHING	NO.	YDS	AVG	LONG	TD
R. White	272	990	3.6	38	6
C. Edmonds	49	176	3.6	21	0
B. Mayfield	62	163	2.6	31	1
D. Thompkins	8	56	7.0	17	0
K. Vaughn	24	42	1.8	9	0
C. Godwin	4	38	9.5	19t	1
S. Tucker	15	23	1.5	7	0
T. Palmer	3	22	7.3	13	0
R. Jarrett	1	0	0.0	0	0
K. Trask	1	-1	-1.0	-1	0
<b>TEAM</b>	<b>439</b>	<b>1,509</b>	<b>3.4</b>	<b>38</b>	<b>8</b>
<b>OPPONENTS</b>	<b>422</b>	<b>1,610</b>	<b>3.8</b>	<b>29</b>	<b>11</b>

* RECEIVING	TAR	NO.	YDS	AVG	LONG	TD
M. Evans	136	79	1,255	15.9	75t	13
C. Godwin	130	83	1,024	12.3	47t	2
R. White	70	64	549	8.6	43t	3
T. Palmer	68	39	385	9.9	54	3
C. Otton	67	47	455	9.7	27	4
D. Thompkins	25	17	83	4.9	26	1
C. Edmonds	17	14	81	5.8	14	0
R. Jarrett	9	4	60	15.0	41	0
D. Moore	7	5	94	18.8	52t	1
P. Durham	7	5	58	11.6	25	0
K. Vaughn	5	2	2	1.0	3	0
K. Kieft	5	1	2	2.0	2t	1
S. Tucker	2	2	9	4.5	6	0
D. Wells	2	2	-10	-5.0	1	0
<b>TEAM</b>	<b>550</b>	<b>364</b>	<b>4,047</b>	<b>11.1</b>	<b>75t</b>	<b>28</b>
<b>OPPONENTS</b>	<b>587</b>	<b>404</b>	<b>4,568</b>	<b>11.3</b>	<b>76t</b>	<b>23</b>

* INTERCEPTIONS	NO.	YDS	AVG	LONG	TD
A. Winfield Jr.	3	28	9.3	28	0
D. White	2	36	18.0	26	0
C. Izien	2	18	9.0	14	0
D. Delaney	2	4	2.0	4	0
C. Davis III	2	3	1.5	3	0
S. Barrett	1	4	4.0	4t	1
W. Gholston	1	0	0.0	0	0
<b>TEAM</b>	<b>13</b>	<b>93</b>	<b>7.2</b>	<b>28</b>	<b>1</b>
<b>OPPONENTS</b>	<b>10</b>	<b>28</b>	<b>2.8</b>	<b>18</b>	<b>0</b>

* FUMBLES	FUM	LST	FF	REC	TD
B. Mayfield	8	3	0	3	0
R. White	3	2	0	3	0
C. Otton	1	1	0	0	0
T. Palmer	3	1	0	0	0
D. Thompkins	3	1	0	1	0
J. Camarda	1	0	0	1	0
M. Evans	0	0	0	1	0
R. Hainsey	1	0	0	2	0
D. Wells	1	0	0	0	0
T. Wirfs	0	0	0	1	0
<b>TEAM</b>	<b>21</b>	<b>8</b>	<b>0</b>	<b>12</b>	<b>0</b>
<b>OPPONENTS</b>	<b>26</b>	<b>13</b>	<b>0</b>	<b>5</b>	<b>0</b>

* PUNTING	NO.	YDS	AVG	NET	TB	IN	LG	B
J. Camarda	77	3,854	50.1	41.8	9	26	74	0
<b>TEAM</b>	<b>77</b>	<b>3,854</b>	<b>50.1</b>	<b>41.8</b>	<b>9</b>	<b>26</b>	<b>74</b>	<b>0</b>
<b>OPPONENTS</b>	<b>65</b>	<b>3,051</b>	<b>46.9</b>	<b>42.4</b>	<b>3</b>	<b>20</b>	<b>65</b>	<b>0</b>

* PUNT RETURNS	RET	FC	YDS	AVG	LONG	TD
D. Thompkins	25	18	234	9.4	51	0
<b>TEAM</b>	<b>25</b>	<b>18</b>	<b>234</b>	<b>9.4</b>	<b>51</b>	<b>0</b>
<b>OPPONENTS</b>	<b>38</b>	<b>10</b>	<b>455</b>	<b>12.0</b>	<b>52</b>	<b>0</b>

* KICKOFF RETURNS	NO.	YDS	AVG	LONG	TD
D. Thompkins	16	327	20.4	32	0
<b>TEAM</b>	<b>16</b>	<b>327</b>	<b>20.4</b>	<b>32</b>	<b>0</b>
<b>OPPONENTS</b>	<b>26</b>	<b>491</b>	<b>18.9</b>	<b>31</b>	<b>0</b>

* FIELD GOALS	1-19	20-29	30-39	40-49	50+
C. McLaughlin	0/0	8/8	12/12	2/3	7/8
<b>TEAM</b>	<b>0/0</b>	<b>8/8</b>	<b>12/12</b>	<b>2/3</b>	<b>7/8</b>
<b>OPPONENTS</b>	<b>0/0</b>	<b>9/9</b>	<b>13/13</b>	<b>4/4</b>	<b>3/10</b>



# ALPHABETICAL ROSTER

NO.	NAME	POS	HT	WT	DOB	EXP	COLLEGE	HOMETOWN	HOW ACQ
56	Abdullah, Yasir	LB	6-1	240	4/12/2000	2	Louisville	Miramar, Fla.	D5-23
34	Amos, Adrian	S	6-0	214	4/29/1993	10	Penn State	Baltimore, Md.	FA-24
3	Beathard, C.J.	QB	6-2	215	11/16/1993	8	Iowa	Franklin, Tenn.	UFA (S.F.)-21
4	Bigsby, Tank	RB	5-11	215	8/30/2002	2	Auburn	LaGrange, Ga.	D3-23
49	Bowman, Shawn	TE	6-4	249	5/16/2000	R	Rutgers	Bear, Del.	UDFA-24
21	Braswell, Christian	CB	5-11	185	9/27/1999	2	Rutgers	Washington, D.C.	D6-23
35	Brightwell, Gary	RB	6-1	220	2/28/1998	4	Arizona	Chester, Pa.	FA-24
30	Brown, Montaric	CB	6-0	190	8/24/1999	3	Arkansas	Ashdown, Ark.	D7-22
29	Campbell, Tevaughn	CB	6-0	200	6/14/1993	6	Regina	Toronto, Canada	PS (L.V.)-22
32	Campbell, Tyson	CB	6-1	195	3/17/2000	4	Georgia	Miramar, Fla.	D2-21
19	Cephus, Joshua	WR	6-2	193	3/5/2001	R	Texas at San Antonio	Spring, Texas	UDFA-24
5	Cisco, Andre	S	6-0	210	3/23/2000	4	Syracuse	Queens, N.Y.	D3-21
76	Cleveland, Ezra	OL	6-6	312	5/8/1998	5	Boise State	Spanaway, Wash.	T (MIN)-23
59	Cole, Myles	DE	6-6	278	4/29/2000	R	Texas Tech	Shreveport, La.	D7-24
54	Coleman, D.J.	DE	6-5	263	9/22/1998	2	Missouri	Atlanta, Ga.	FA-23
9	Cooke, Logan	P	6-5	230	7/28/1995	7	Mississippi State	Darbus, Miss.	D7B-18
14	Cooks, Elijah	WR	6-4	215	10/13/1998	2	San Jose State	Atascadero, Calif.	FA-23
25	Darby, Ronald	CB	5-11	193	1/2/1994	10	Florida State	Oxon Hill, MD	UFA (BAL) - 24
0	Davis, Gabe	WR	6-2	225	3/1/1999	5	Central Florida	Sanford, FL	UFA (BUF) - 24
81	Deguara, Josiah	TE	6-2	238	2/14/1997	5	Cincinnati	Folsom, Calif.	UFA (GB) - 24
12	Duvernay, Devin	WR	5-11	202	9/12/1997	5	Texas	Sachse, Texas	UFA (BAL) - 24
80	Easton, Brevin	WR	5-10	187	1/1/2001	R	Albany	Severn, Md.	UDFA-24
45	Edmunds, Terrell	S	6-1	217	1/20/1997	7	Virginia Tech	Danville, VA	FA-24
17	Engram, Evan	TE	6-3	240	9/2/1994	8	Mississippi	Powder Springs, Ga.	UFA (NYG)-22
1	Etienne Jr., Travis	RB	5-10	215	1/26/1999	4	Clemson	Jennings, La.	D1-21
89	Farrell, Luke	TE	6-5	250	10/14/1997	4	Ohio State	Perry, Ohio	D5-21
37	Flowers, Tre	CB	6-3	200	6/2/1995	7	Oklahoma State	Converse, Texas	FA-24
79	Fortner, Luke	OL	6-4	307	5/15/1998	3	Kentucky	Sylvania, Ohio	D3-22
62	Foster, Javon	OL	6-5	313	3/31/2000	R	Missouri	Detroit, Mich.	D4-24
47	Gipson Sr., Tashaun	S	5-11	212	8/7/1990	13	Wyoming	Dallas, Texas	FA-24
50	Gipson, Trevis	DE	6-4	263	6/13/1997	5	Tulsa	Cedar Hill, Texas	FA-24
97	Green, Rasheem	DE	6-4	279	5/15/1997	6	USC	Los Angeles, Calif.	FA-24
40	Hallett II, Erick	CB	5-11	190	4/24/2000	2	Pittsburgh	Cypress, Texas	D6-23
52	Hamilton, DaVon	DT	6-4	335	2/1/1997	5	Ohio State	Pickerington, Ohio	D3-20
73	Hance, Blake	OL	6-5	310	1/11/1996	6	Northwestern	Jacksonville, Ill.	FA-23
77	Harrison, Anton	OL	6-4	315	2/2/2002	2	Oklahoma	Washington, D.C.	D1-23
41	Hines-Allen, Josh	DE	6-5	255	7/13/1997	6	Kentucky	Montclair, N.J.	D1-19
75	Hodges, Cooper	OL	6-4	305	7/13/2000	2	Appalachian State	Glen St. Mary's, Fla.	D7-23
36	Jackson, Jalen	RB	5-9	216	6/26/2000	R	Villanova	Richmond, Va.	UDFA-24
98	Jefferson, Jordan	DT	6-2	316	9/24/2001	R	LSU	Navarre, Fla.	D4-24
26	Johnson, Antonio	S	6-2	198	10/29/2001	2	Texas A&M	East St. Louis, Ill.	D5-23
57	Johnson, Caleb	LB	6-2	220	7/28/1998	4	Houston Baptist	Point Loma, Calif.	W (CHI)-22
2	Johnson, D'Ernest	RB	5-10	208	2/27/1996	6	South Florida	Immokalee, Fla.	UFA (CLE) - 23
92	Johnson, Raymond	DE	6-3	260	10/21/1998	4	Georgia Southern	Sumter, S.C.	FA-24
22	Jones, Jarrian	CB	5-11	190	5/8/2001	R	Florida State	Magee, Miss.	D3-24
10	Jones, Mac	QB	6-3	220	9/5/1998	4	Alabama	Jacksonville, Fla.	T (N.E.)-24
64	Jones, Steven	OL	6-5	342	9/6/2000	R	Oregon	Temecula, Calif.	UDFA-24
15	Jones, Tim	WR	6-1	200	5/15/1998	4	Southern Mississippi	Biloxi, Miss.	FA-21
13	Kirk, Christian	WR	5-11	200	11/16/1996	7	Texas A&M	Scottsdale, Ariz.	UFA (ARZ)-22
93	Lacy, Tyler	DT	6-4	279	11/10/1999	2	Oklahoma State	Sachse, Texas	D4-23
16	Lawrence, Trevor	QB	6-6	220	10/6/1999	4	Clemson	Cartersville, Ga.	D1-21
99	Ledbetter, Jeremiah	DT	6-3	299	5/29/1994	8	Arkansas	Gainesville, Ga.	FA-21
39	Little, Cam	K	6-1	172	8/17/2003	R	Arkansas	Moore, Okla.	D6-24
72	Little, Walker	OL	6-7	325	4/1/1999	4	Stanford	Houston, Texas	D2-21
33	Lloyd, Devin	LB	6-3	235	9/30/1998	3	Utah	Chula Vista, Calif.	D1-22
96	Marshall, Jonathan	DT	6-3	310	9/16/1997	4	Arkansas	Shepherd, TX	FA-24
46	Maticsk, Ross	LS	6-0	240	9/13/1996	5	Baylor	McKinney, Texas	FA-20
51	Miller, Ventrell	LB	6-0	232	1/15/1999	2	Florida	Lakeland, Fla.	D4-23
83	Mims, Denzel	WR	6-3	207	10/10/1997	5	Baylor	Daingerfield, TX	FA-24
65	Morse, Mitch	OL	6-6	305	4/21/1992	10	Missouri	Austin, TX	FA-24
48	Muma, Chad	LB	6-3	239	8/18/1999	3	Wyoming	Lone Tree, Colo.	D3-22
88	Murtagh, Patrick	TE	6-6	250	2/11/2000	R	International Pathway Program	Gold Coast, QLD.	FA-24
53	Muse, Tanner	LB	6-2	227	9/6/1996	4	Clemson	Belmont, N.C.	FA-24
38	Myarick, Chris	TE	6-5	261	10/6/1995	6	Temple	Philadelphia, Pa.	FA-24
23	Oluokun, Foyesade	LB	6-2	230	8/2/1995	7	Yale	St. Louis, Mo.	UFA (ATL)-22
27	Oruwariye, Amani	CB	6-2	200	2/9/1996	6	Penn State	Tampa, Fla.	FA-23
90	Otomewo, Esez	DT	6-5	282	3/9/1999	3	Minnesota	Indianapolis, Ind.	FA-23
58	Parker Jr., Andrew	LB	5-11	226	7/26/2000	R	Appalachian State	New Orleans, La.	UDFA-24
24	Prince, De'Antre	CB	6-0	183	10/12/2000	R	Mississippi	Charleston, Miss.	D5-24
43	Proctor, Josh	S	6-1	199	3/27/1999	R	Ohio State	Owasso, Okla.	UDFA-24
95	Robertson-Harris, Roy	DT	6-5	290	7/23/1993	8	Texas-El Paso	Oakland, Calif.	UFA (CHI)-21
74	Robinson, Cam	OL	6-6	335	10/9/1995	8	Alabama	West Monroe, La.	D2-17
31	Robinson, Keilan	RB	5-8	191	2/16/2000	R	Texas	Washington, D.C.	D5-24
6	Savage, Darnell	S	5-11	198	7/30/1997	6	Maryland	Bear, Del.	UFA (GB) - 24
84	Scates, Joseph	WR	6-2	205	2/19/2000	R	Memphis	Dayton, Ohio	UDFA-24
68	Scherff, Brandon	OL	6-5	315	12/26/1991	10	Iowa	Denison, Iowa	UFA (WAS)-22
69	Shatley, Tyler	OL	6-3	305	5/5/1991	11	Clemson	Icard, N.C.	FA-24
94	Smith, Maason	DT	6-5	306	10/13/2002	R	LSU	Houma, La.	D2-24
67	Speaks, BreeLand	DE	6-3	285	12/18/1995	7	Mississippi	Jackson, Miss.	FA-24
85	Strange, Brenton	TE	6-4	253	12/21/2000	2	Penn State	Parkersburg, W. Va.	D2-23
78	Sutherland, Keaton	OL	6-5	316	2/12/1997	6	Texas A&M	Flower Mound, Texas	FA-23
7	Thomas Jr., Brian	WR	6-2	209	10/8/2002	R	LSU	Walker, La.	D1-24
20	Thomas, Daniel	S	5-10	215	7/1/1998	5	Auburn	Montgomery, Ala.	D5a-20
86	Trammell, Austin	WR	5-10	185	7/4/1998	4	Rice	Spring, Texas	FA-24
70	Van Lanen, Cole	OL	6-5	312	4/23/1998	4	Wisconsin	Green Bay, Wis.	T (G.B.)-22
44	Walker, Travon	DE	6-5	272	12/18/2000	3	Georgia	Thomaston, Ga.	D1-22
11	Washington, Parker	WR	5-10	204	3/21/2002	2	Penn State	Sugarland, Texas	D6-23
60	Williams, Darryl	OL	6-3	304	6/10/1997	5	Mississippi State	Bessemer, Ala.	FA-23
18	Williams, Seth	WR	6-3	211	4/10/2000	4	Auburn	Cottondale, Ala.	FA-23
42	Wingard, Andrew	S	6-0	200	12/5/1996	6	Wyoming	Arvada, Colo.	FA-19
<b>Active/PUP (1)</b>									
91	Armstead, Arik	DE	6-7	290	11/15/1993	10	Oregon	Elk Grove, CA	UFA (S.F.) -24
<b>Injured Reserve (3)</b>									
47	Dixon, De'Shaan	DE	6-4	247	12/16/1998	3	Norfolk State	Chesapeake, Va.	FA-23
34	Junior, Gregory	CB	6-0	190	6/21/1999	3	Ouachita Baptist	Crossett, Ark.	D6-22
86	White Jr., David	WR	6-2	201	7/18/2000	R	Western Carolina	Jacksonville, Fla.	UDFA-24





# NUMERICAL ROSTER

NO.	NAME	POS	HT	WT	DOB	AGE	EXP	COLLEGE	HOMETOWN	HOW ACQ
0	Davis, Gabe	WR	6-2	225	3/1/99	25	5	Central Florida	Sanford, FL	UFA (BUF) -24
1	Etienne Jr., Travis	RB	5-10	215	1/26/99	25	4	Clemson	Jennings, La.	D1-21
2	Johnson, D'Ernest	RB	5-10	208	2/27/96	28	6	South Florida	Immokalee, Fla.	UFA (CLE) -23
3	Beathard, C.J.	QB	6-2	215	11/16/93	30	8	Iowa	Franklin, Tenn.	UFA (S.F.)-21
4	Biggsby, Tank	RB	5-11	215	8/30/02	21	2	Auburn	LaGrange, Ga.	D3-23
5	Cisco, Andre	S	6-0	210	3/23/00	24	4	Syracuse	Queens, N.Y.	D3-21
6	Savage, Darnell	S	5-11	198	7/30/97	27	6	Maryland	Bear, Del.	UFA (GB) -24
7	Thomas Jr., Brian	WR	6-2	209	10/8/02	21	R	LSU	Walker, La.	D1-24
9	Cooke, Logan	P	6-5	230	7/28/95	29	7	Mississippi State	Darbun, Miss.	07b-18
10	Jones, Mac	QB	6-3	220	9/5/98	25	4	Alabama	Jacksonville, Fla.	T (N.E.)-24
11	Washington, Parker	WR	5-10	204	3/21/02	22	2	Penn State	Sugarland, Texas	D6-23
12	Duvernay, Devin	WR	5-11	202	9/12/97	26	5	Texas	Sachse, Texas	UFA (BAL) -24
13	Kirk, Christian	WR	5-11	200	11/16/96	27	7	Texas A&M	Scottsdale, Ariz.	UFA (ARZ)-22
14	Cooks, Elijah	WR	6-4	215	10/13/98	25	2	San Jose State	Atascadero, Calif.	FA-23
15	Jones, Tim	WR	6-1	200	5/15/98	26	4	Southern Mississippi	Biloxi, Miss.	FA-21
16	Lawrence, Trevor	QB	6-6	220	10/6/99	24	4	Clemson	Cartersville, Ga.	D1-21
17	Engram, Evan	TE	6-3	240	9/2/94	29	8	Mississippi	Powder Springs, Ga.	UFA (NYG)-22
18	Williams, Seth	WR	6-3	211	4/10/00	24	4	Auburn	Cottondale, Ala.	FA-23
19	Cephus, Joshua	WR	6-2	193	3/5/01	23	R	Texas at San Antonio	Spring, Texas	UDFA-24
20	Thomas, Daniel	S	5-10	215	7/1/98	26	5	Auburn	Montgomery, Ala.	D5a-20
21	Braswell, Christian	CB	5-11	185	9/27/99	24	2	Rutgers	Washington, D.C.	D6-23
22	Jones, Jarrian	CB	5-11	190	5/8/01	23	R	Florida State	Magee, Miss.	D3-24
23	Oluokun, Foyesade	LB	6-2	230	8/2/95	29	7	Yale	St. Louis, Mo.	UFA (ATL)-22
24	Prince, De'Antre	CB	6-0	183	10/12/00	23	R	Mississippi	Charleston, Miss.	D5-24
25	Darby, Ronald	CB	5-11	193	1/2/94	30	10	Florida State	Oxon Hill, MD	UFA (BAL) -24
26	Johnson, Antonio	S	6-2	198	10/29/01	22	2	Texas A&M	East St. Louis, Ill.	D5-23
27	Oruwariye, Amani	CB	6-2	200	2/9/96	28	6	Penn State	Tampa, Fla.	FA-23
29	Campbell, Tevaughn	CB	6-0	200	6/14/93	31	6	Regina	Toronto, Canada	PS (L.V.)-22
30	Brown, Montaric	CB	6-0	190	8/24/99	24	3	Arkansas	Ashdown, Ark.	D7-22
31	Robinson, Keilan	RB	5-8	191	2/16/00	24	R	Texas	Washington, D.C.	D5-24
32	Campbell, Tyson	CB	6-1	195	3/17/00	24	4	Georgia	Miramar, Fla.	D2-21
33	Lloyd, Devin	LB	6-3	235	9/30/98	25	3	Utah	Chula Vista, Calif.	D1-22
34	Amos, Adrian	S	6-0	214	4/29/93	31	10	Penn State	Baltimore, Md.	FA-24
35	Brightwell, Gary	RB	6-1	220	2/28/98	26	4	Arizona	Chester, Pa.	FA-24
36	Jackson, Jalen	RB	5-9	216	6/26/00	24	R	Villanova	Richmond, Va.	UDFA-24
37	Flowers, Tre	CB	6-3	200	6/2/95	29	7	Oklahoma State	Converse, Texas	FA-24
38	Myarick, Chris	TE	6-5	261	10/6/95	28	6	Temple	Philadelphia, Pa.	FA-24
39	Little, Cam	K	6-1	172	8/17/03	20	R	Arkansas	Moore, Okla.	D6-24
40	Hallett II, Erick	CB	5-11	190	4/24/00	24	2	Pittsburgh	Cypress, Texas	D6-23
41	Hines-Allen, Josh	DE	6-5	255	7/13/97	27	6	Kentucky	Montclair, N.J.	D1-19
42	Wingard, Andrew	S	6-0	200	12/5/96	27	6	Wyoming	Arvada, Colo.	FA-19
43	Proctor, Josh	S	6-1	199	3/27/99	25	R	Ohio State	Owasso, Okla.	UDFA-24
44	Walker, Travon	DE	6-5	272	12/18/00	23	3	Georgia	Thomaston, Ga.	D1-22
45	Edmunds, Terrell	S	6-1	217	1/20/97	27	7	Virginia Tech	Danville, Va.	FA-24
46	Maticick, Ross	LS	6-0	240	9/13/96	27	5	Baylor	McKinney, Texas	FA-20
47	Gipson Sr., Tashaun	S	5-11	212	8/7/90	34	13	Wyoming	Dallas, Texas	FA-24
48	Muma, Chad	LB	6-3	239	8/18/99	24	3	Wyoming	Lone Tree, Colo.	D3-22
49	Bowman, Shawn	TE	6-4	249	5/16/00	24	R	Rutgers	Bear, Del.	UDFA-24
50	Gipson, Trevis	DE	6-4	263	6/13/97	27	5	Tulsa	Cedar Hill, Texas	FA-24
51	Miller, Ventrell	LB	6-0	232	1/15/99	25	2	Florida	Lakeland, Fla.	D4-23
52	Hamilton, DaVon	DT	6-4	335	2/1/97	27	5	Ohio State	Pickerington, Ohio	D3-20
53	Muse, Tanner	LB	6-2	227	9/6/96	27	4	Clemson	Belmont, N.C.	FA-24
54	Coleman, D.J.	DE	6-5	263	9/22/98	25	2	Missouri	Atlanta, Ga.	FA-23
56	Abdullah, Yasir	LB	6-1	240	4/12/00	24	2	Louisville	Miramar, Fla.	D5-23
57	Johnson, Caleb	LB	6-2	220	7/28/98	26	4	Houston Baptist	Point Loma, Calif.	W (CHI)-22
58	Parker Jr., Andrew	LB	5-11	226	7/26/00	24	R	Appalachian State	New Orleans, La.	D1-23
59	Cole, Myles	DE	6-6	278	4/29/00	24	R	Texas Tech	Shreveport, La.	D7-24
60	Williams, Darryl	OL	6-3	304	6/10/97	27	5	Mississippi State	Bessemer, Ala.	FA-23
62	Foster, Javon	OL	6-5	313	3/31/00	24	R	Missouri	Detroit, Mich.	D4-24
64	Jones, Steven	OL	6-5	342	9/6/00	23	R	Oregon	Temecula, Calif.	UDFA-24
65	Morse, Mitch	OL	6-6	305	4/21/92	32	10	Missouri	Austin, TX	FA-24
67	Speaks, Braeland	DE	6-3	285	12/18/95	28	7	Mississippi	Jackson, Miss.	FA-24
68	Scherff, Brandon	OL	6-5	315	12/26/91	32	10	Iowa	Denison, Iowa	UFA (WAS)-22
69	Shatley, Tyler	OL	6-3	305	5/5/91	33	11	Clemson	Icard, N.C.	FA-24
70	Van Lanen, Cole	OL	6-5	312	4/23/98	26	4	Wisconsin	Green Bay, Wis.	T (G.B.)-22
72	Little, Walker	OL	6-7	325	4/1/99	25	4	Stanford	Houston, Texas	D2-21
73	Hance, Blake	OL	6-5	310	1/11/96	28	6	Northwestern	Jacksonville, Ill.	FA-23
74	Robinson, Cam	OL	6-6	335	10/9/95	28	8	Alabama	West Monroe, La.	D2-17
75	Hodges, Cooper	OL	6-4	305	7/13/00	24	2	Appalachian State	Glen St. Mary's, Fla.	D7-23
76	Cleveland, Ezra	OL	6-6	312	5/8/98	26	5	Boise State	Spanaway, Wash.	T (MIN)-23
77	Harrison, Anton	OL	6-4	315	2/2/02	22	2	Oklahoma	Washington, D.C.	D1-23
78	Sutherland, Keaton	OL	6-5	316	2/12/97	27	6	Texas A&M	Flower Mound, Texas	FA-23
79	Fortner, Luke	OL	6-4	307	5/15/98	26	3	Kentucky	Sylvania, Ohio	D3-22
80	Easton, Brevin	WR	5-10	187	1/1/01	23	R	Albany	Severn, Md.	UDFA-24
81	Deguara, Josiah	TE	6-2	238	2/14/97	27	5	Cincinnati	Folsom, Calif.	UFA (GB) -24
83	Mims, Denzel	WR	6-3	207	10/10/97	26	5	Baylor	Daingerfield, TX	FA 24
84	Scates, Joseph	WR	6-2	205	2/19/00	24	R	Memphis	Dayton, Ohio	UDFA-24
85	Strange, Brenton	TE	6-4	253	12/27/00	23	2	Penn State	Parkersburg, W. Va.	D2-23
86	Trammell, Austin	WR	5-10	185	7/4/98	26	4	Rice	Spring, Texas	FA-24
88	Murtagh, Patrick	TE	6-6	250	2/11/00	24	R	International Pathway Program	Gold Coast, QLD.	FA-24
89	Farrell, Luke	TE	6-5	250	10/14/97	26	4	Ohio State	Perry, Ohio	D5-21
90	Otomewo, Esezi	DT	6-5	282	3/9/99	25	3	Minnesota	Indianapolis, Ind.	FA-23
92	Johnson, Raymond	DE	6-3	260	10/21/98	25	4	Georgia Southern	Sumter, S.C.	FA 24
93	Lacy, Tyler	DT	6-4	279	11/10/99	24	2	Oklahoma State	Sachse, Texas	D4-23
94	Smith, Maason	DT	6-5	306	10/13/02	21	R	LSU	Houma, La.	D2-24
95	Robertson-Harris, Roy	DT	6-5	290	7/23/93	31	8	Texas-El Paso	Oakland, Calif.	UFA (CHI)-21
96	Marshall, Jonathan	DT	6-3	310	9/16/97	26	4	Arkansas	Shepherd, TX	FA-24
97	Green, Rasheem	DE	6-4	279	5/15/97	27	6	USC	Los Angeles, Calif.	FA-24
98	Jefferson, Jordan	DT	6-2	316	9/24/01	22	R	LSU	Navarre, Fla.	D4-24
99	Ledbetter, Jeremiah	DT	6-3	299	5/29/94	30	8	Arkansas	Gainesville, Ga.	FA-21
<b>Active/PUP (1)</b>										
91	Armstead, Arik	DE	6-7	290	11/15/93	30	10	Oregon	Elk Grove, CA	UFA (S.F.) -24
<b>Injured Reserve (3)</b>										
34	Junior, Gregory	CB	6-0	190	6/21/99	25	3	Ouachita Baptist	Crossett, Ark.	D6-22
47	Dixon, De'Shaan	DE	6-4	247	12/16/98	25	3	Norfolk State	Chesapeake, Va.	FA-23
86	White Jr., David	WR	6-2	201	7/18/00	24	R	Western Carolina	Jacksonville, Fla.	UDFA-24



# DEPTH CHART

(As of August 13, 2024)

## OFFENSE

<b>WR</b>	0 Gabe Davis	14 Elijah Cooks	18 Seth Williams	19 <u>Joshua Cephus</u>
<b>LT</b>	74 Cam Robinson	72 Walker Little	70 Cole Van Lanen	
<b>LG</b>	76 Ezra Cleveland	73 Blake Hance	69 Tyler Shatley	
<b>C</b>	65 Mitch Morse	79 Luke Fortner	60 Darryl Williams	
<b>RG</b>	68 Brandon Scherff	75 Cooper Hodges	78 Keaton Sutherland	64 <u>Steven Jones</u>
<b>RT</b>	77 Anton Harrison	62 <u>Javon Foster</u>		
<b>TE</b>	17 Evan Engram	81 Josiah Deguara	88 <u>Patrick Murtagh</u>	
<b>TE</b>	89 Luke Farrell	85 Brenton Strange	49 <u>Shawn Bowman</u>	38 Chris Myarick
<b>QB</b>	16 Trevor Lawrence	10 Mac Jones	3 C.J. Beathard	
<b>RB</b>	1 Travis Etienne Jr.	4 Tank Bigsby	2 D'Ernest Johnson	36 <u>Jalen Jackson</u> 31 <u>Keilan Robinson</u>
				35 Gary Brightwell
<b>WR</b>	13 Christian Kirk	11 Parker Washington	80 <u>Brevin Easton</u>	86 Austin Trammell
<b>WR</b>	7 <u>Brian Thomas Jr.</u>	12 Devin Duvernay	15 Tim Jones	83 Denzel Mims      84 <u>Joseph Scates</u>

## DEFENSE

<b>NT</b>	52 DaVon Hamilton	99 Jeremiah Ledbetter	-or- 93 Tyler Lacy	98 <u>Jordan Jefferson</u>	
<b>DT</b>	91 Arik Armstead	95 Roy Robertson-Harris	90 Ezezi Otomewo	94 <u>Maason Smith</u>	96 Jonathan Marshall
<b>DE</b>	41 Josh Hines-Allen	47 De'Shaan Dixon	54 D.J. Coleman	92 Raymond Johnson	
<b>DE</b>	44 Travon Walker	50 Trevis Gipson	97 Rasheem Green	59 <u>Myles Cole</u>	
<b>MIKE</b>	23 Foyesade Oluokun	51 Ventrell Miller	58 <u>Andrew Parker Jr.</u>		
<b>WILL</b>	48 Chad Muma	-or- 33 Devin Lloyd	57 Caleb Johnson	53 Tanner Muse	
<b>SAM</b>	48 Chad Muma	-or- 56 Yasir Abdullah	53 Tanner Muse		
<b>CB</b>	25 Ronald Darby	30 Montaric Brown	21 Christian Braswell	22 <u>Jarrian Jones</u>	
<b>CB</b>	32 Tyson Campbell	27 Amani Oruwariye	37 Tre Flowers	29 Tevaughn Campbell	24 <u>De'Antre Prince</u>
<b>NCB</b>	21 Christian Braswell				
<b>S</b>	5 Andre Cisco	26 Antonio Johnson	20 Daniel Thomas	40 Erick Hallett II	34 Adrian Amos
<b>S</b>	6 Darnell Savage	42 Andrew Wingard	45 Terrell Edmunds	43 <u>Josh Proctor</u>	47 Tashaun Gipson Sr.

## SPECIALISTS

<b>K</b>	39 <u>Cam Little</u>			
<b>H</b>	9 Logan Cooke			
<b>LS</b>	46 Ross Maticcik			
<b>P</b>	9 Logan Cooke			
<b>PR</b>	12 Devin Duvernay	11 Parker Washington		
<b>KR</b>	12 Devin Duvernay	4 Tank Bigsby		

## PRONUNCIATION GUIDE

Yasir Abdullah .....	YA-seer	DaVon Hamilton .....	DUH-von
Adrian Amos .....	AY-miss	Ross Maticcik .....	MATTA-sick
C.J. Beathard .....	BETH-urd	Chad Muma .....	MOO-ma
Tevaughn Campbell .....	tuh-VAUGHN	Chris Myarick .....	MY-rick
Josiah Deguara .....	duh-gwa-ruh	Foyesade Oluokun .....	Foy-eh-sa-day oh-LOU-a-kin
De'Shaan Dixon .....	DEE-shawn	Amani Oruwariye .....	oh-rue-WARR-ee-A
Devin Duvernay .....	DOO-ver-nay	Ezezi Otomewo .....	uh-SAY-zee oh-TOE-may-woh
Travis Etienne Jr. ....	ETN	Brandon Scherff .....	SCHER-eff
Luke Farrell .....	FAIR-ull	Austin Trammell .....	TRAM-uhl
Javon Foster .....	juh-von	Travon Walker .....	TRAY-von
Tashaun Gipson Sr. ....	tuh-SHAWN	Andrew Wingard .....	WING-urd





# POSITIONAL ROSTER

NO.	NAME	POS.	HT.	WT.	AGE	EXP.	COLLEGE	HOMETOWN	HOW ACQ.
<b>QUARTERBACKS (3)</b>									
3	Beathard, C.J.	QB	6-2	215	30	8	Iowa	Franklin, Tenn.	UFA (S.F.)-'21
10	Jones, Mac	QB	6-3	220	25	4	Alabama	Jacksonville, Fla.	T (N.E.)-'24
16	Lawrence, Trevor	QB	6-6	220	24	4	Clemson	Cartersville, Ga.	D1-'21
<b>RUNNING BACKS (6)</b>									
1	Etienne Jr., Travis	RB	5-10	215	25	4	Clemson	Jennings, La.	D1-'21
2	Johnson, D'Ernest	RB	5-10	208	28	6	South Florida	Immokalee, Fla.	UFA (CLE) - '23
4	Bigsby, Tank	RB	5-11	215	21	2	Auburn	LaGrange, Ga.	D3-'23
31	Robinson, Keilan	RB	5-8	191	24	R	Texas	Washington, D.C.	D5-'24
35	Brightwell, Gary	RB	6-1	220	26	4	Arizona	Chester, Pa.	FA-'24
36	Jackson, Jalen	RB	5-9	216	24	R	Villanova	Richmond, Va.	UDFA-'24
<b>WIDE RECEIVERS (13)</b>									
0	Davis, Gabe	WR	6-2	225	25	5	Central Florida	Sanford, FL	UFA (BUF) - '24
7	Thomas Jr., Brian	WR	6-2	209	21	R	LSU	Walker, La.	D1-'24
11	Washington, Parker	WR	5-10	204	22	2	Penn State	Sugarland, Texas	D6-'23
12	Duvernay, Devin	WR	5-11	202	26	5	Texas	Sachse, Texas	UFA (BAL) - '24
13	Kirk, Christian	WR	5-11	200	27	7	Texas A&M	Scottsdale, Ariz.	UFA (ARZ)-'22
14	Cooks, Elijah	WR	6-4	215	25	2	San Jose State	Atascadero, Calif.	FA-'23
15	Jones, Tim	WR	6-1	200	26	4	Southern Mississippi	Biloxi, Miss.	FA-'21
18	Williams, Seth	WR	6-3	211	24	4	Auburn	Cottondale, Ala.	FA-'23
19	Cephus, Joshua	WR	6-2	193	23	R	Texas at San Antonio	Spring, Texas	UDFA-'24
80	Easton, Brevin	WR	5-10	187	23	R	Albany	Severn, Md.	UDFA-'24
83	Mims, Denzel	WR	6-3	207	26	5	Baylor	Daingerfield, TX	FA '24
84	Scates, Joseph	WR	6-2	205	24	R	Memphis	Dayton, Ohio	UDFA-'24
86	Trammell, Austin	WR	5-10	185	26	4	Rice	Spring, Texas	FA-'24
<b>TIGHT ENDS (7)</b>									
17	Ingram, Evan	TE	6-3	240	29	8	Mississippi	Powder Springs, Ga.	UFA (NYG)-'22
38	Myarick, Chris	TE	6-5	261	28	6	Temple	Philadelphia, Pa.	FA-'24
49	Bowman, Shawn	TE	6-4	249	24	R	Rutgers	Bear, Del.	UDFA-'24
81	Deguara, Josiah	TE	6-2	238	27	5	Cincinnati	Folsom, Calif.	UFA (GB) -'24
85	Strange, Brenton	TE	6-4	253	23	2	Penn State	Parkersburg, W. Va.	D2-'23
88	Murtagh, Patrick	TE	6-6	250	24	R	International Pathway Program	Gold Coast, QLD.	FA-'24
89	Farrell, Luke	TE	6-5	250	26	4	Ohio State	Perry, Ohio	D5-'21
<b>OFFENSIVE LINE (15)</b>									
60	Williams, Darryl	OL	6-3	304	27	5	Mississippi State	Bessemer, Ala.	FA-'23
62	Foster, Javon	OL	6-5	313	24	R	Missouri	Detroit, Mich.	D4-'24
64	Jones, Steven	OL	6-5	342	23	R	Oregon	Temecula, Calif.	UDFA-'24
65	Morse, Mitch	OL	6-6	305	32	10	Missouri	Austin, TX	FA-'24
68	Scherff, Brandon	OL	6-5	315	32	10	Iowa	Denison, Iowa	UFA (WAS)-'22
69	Shatley, Tyler	OL	6-3	305	33	11	Clemson	Icard, N.C.	FA-'24
70	Van Lanen, Cole	OL	6-5	312	26	4	Wisconsin	Green Bay, Wis.	T (G.B.)-'22
72	Little, Walker	OL	6-7	325	25	4	Stanford	Houston, Texas	D2-'21
73	Hance, Blake	OL	6-5	310	28	6	Northwestern	Jacksonville, Ill.	FA-'23
74	Robinson, Cam	OL	6-6	335	28	8	Alabama	West Monroe, La.	D2-'17
75	Hodges, Cooper	OL	6-4	305	24	2	Appalachian State	Glen St. Mary's, Fla.	D7-'23
76	Cleveland, Ezra	OL	6-6	312	26	5	Boise State	Spanaway, Wash.	T (MIN)-'23
77	Harrison, Anton	OL	6-4	315	22	2	Oklahoma	Washington, D.C.	D1-'23
78	Sutherland, Keaton	OL	6-5	316	27	6	Texas A&M	Flower Mound, Texas	FA-'23
79	Fortner, Luke	OL	6-4	307	26	3	Kentucky	Sylvania, Ohio	D3-'22
<b>LINEBACKERS (8)</b>									
23	Oluokun, Foyesade	LB	6-2	230	29	7	Yale	St. Louis, Mo.	UFA (ATL)-'22
33	Lloyd, Devin	LB	6-3	235	25	3	Utah	Chula Vista, Calif.	D1-'22
48	Muma, Chad	LB	6-3	239	24	3	Wyoming	Lone Tree, Colo.	D3-'22



# POSITIONAL ROSTER

51	Miller, Ventrell	LB	6-0	232	25	2	Florida	Lakeland, Fla.	D4-'23
53	Muse, Tanner	LB	6-2	227	27	4	Clemson	Belmont, N.C.	FA-'24
56	Abdullah, Yasir	LB	6-1	240	24	2	Louisville	Miramar, Fla.	D5-'23
57	Johnson, Caleb	LB	6-2	220	26	4	Houston Baptist	Point Loma, Calif.	W (CHI)-'22
58	Parker Jr., Andrew	LB	5-11	226	24	R	Appalachian State	New Orleans, La.	UDFA-'24

## DEFENSIVE BACKS (19)

5	Cisco, Andre	S	6-0	210	24	4	Syracuse	Queens, N.Y.	D3-'21
6	Savage, Darnell	S	5-11	198	27	6	Maryland	Bear, Del.	UFA (GB) -'24
20	Thomas, Daniel	S	5-10	215	26	5	Auburn	Montgomery, Ala.	D5a-'20
21	Braswell, Christian	CB	5-11	185	24	2	Rutgers	Washington, D.C.	D6-'23
22	Jones, Jarrian	CB	5-11	190	23	R	Florida State	Magee, Miss.	D3-'24
24	Prince, De'Antre	CB	6-0	183	23	R	Mississippi	Charleston, Miss.	D5-'24
25	Darby, Ronald	CB	5-11	193	30	10	Florida State	Oxon Hill, MD	UFA (BAL) - '24
26	Johnson, Antonio	S	6-2	198	22	2	Texas A&M	East St. Louis, Ill.	D5-'23
27	Oruwariye, Amani	CB	6-2	200	28	6	Penn State	Tampa, Fla.	FA-'23
29	Campbell, Tevaughn	CB	6-0	200	31	6	Regina	Toronto, Canada	PS (L.V.)-'22
30	Brown, Montaric	CB	6-0	190	24	3	Arkansas	Ashdown, Ark.	D7-'22
32	Campbell, Tyson	CB	6-1	195	24	4	Georgia	Miramar, Fla.	D2-'21
34	Amos, Adrian	S	6-0	214	31	10	Penn State	Baltimore, Md.	FA-'24
37	Flowers, Tre	CB	6-3	200	29	7	Oklahoma State	Converse, Texas	FA-'24
40	Hallett II, Erick	CB	5-11	190	24	2	Pittsburgh	Cypress, Texas	D6-'23
42	Wingard, Andrew	S	6-0	200	27	6	Wyoming	Arvada, Colo.	FA-'19
43	Proctor, Josh	S	6-1	199	25	R	Ohio State	Owasso, Okla.	UDFA-'24
45	Edmunds, Terrell	S	6-1	217	27	7	Virginia Tech	Danville, VA	FA-'24
47	Gipson Sr., Tashaun	S	5-11	212	34	13	Wyoming	Dallas, Texas	FA-'24

## DEFENSIVE LINE (16)

41	Hines-Allen, Josh	DE	6-5	255	27	6	Kentucky	Montclair, N.J.	D1-'19
44	Walker, Travon	DE	6-5	272	23	3	Georgia	Thomaston, Ga.	D1-'22
50	Gipson, Trevis	DE	6-4	263	27	5	Tulsa	Cedar Hill, Texas	FA-'24
52	Hamilton, DaVon	DT	6-4	335	27	5	Ohio State	Pickerington, Ohio	D3-'20
54	Coleman, D.J.	DE	6-5	263	25	2	Missouri	Atlanta, Ga.	FA-'23
59	Cole, Myles	DE	6-6	278	24	R	Texas Tech	Shreveport, La.	D7-'24
67	Speaks, Breeland	DE	6-3	285	28	7	Mississippi	Jackson, Miss.	FA-'24
90	Otomewo, Ezezi	DT	6-5	282	25	3	Minnesota	Indianapolis, Ind.	FA-'23
92	Johnson, Raymond	DE	6-3	260	25	4	Georgia Southern	Sumter, S.C.	FA-'24
93	Lacy, Tyler	DT	6-4	279	24	2	Oklahoma State	Sachse, Texas	D4-'23
94	Smith, Maason	DT	6-5	306	21	R	LSU	Houma, La.	D2-'24
95	Robertson-Harris, Roy	DT	6-5	290	31	8	Texas-El Paso	Oakland, Calif.	UFA (CHI)-'21
96	Marshall, Jonathan	DT	6-3	310	26	4	Arkansas	Shepherd, TX	FA-'24
97	Green, Rasheem	DE	6-4	279	27	6	USC	Los Angeles, Calif.	FA-'24
98	Jefferson, Jordan	DT	6-2	316	22	R	LSU	Navarre, Fla.	D4-'24
99	Ledbetter, Jeremiah	DT	6-3	299	30	8	Arkansas	Gainesville, Ga.	FA-'21

## SPECIALISTS (3)

9	Cooke, Logan	P	6-5	230	29	7	Mississippi State	Darbin, Miss.	D7b-'18
39	Little, Cam	K	6-1	172	20	R	Arkansas	Moore, Okla.	D6-'24
46	Maticsk, Ross	LS	6-0	240	27	5	Baylor	McKinney, Texas	FA-'20





# HOW BUILT

YEAR	DRAFTEES (35)	FREE AGENTS (26)	COLLEGE FREE AGENTS (11)	TRADES/WAIVERS (5)	PRACTICE SQUAD (6)	SUP. DRAFT (0)
2017	OL Cam Robinson (2)					
2018	P Logan Cooke (7)					
2019	DE Josh Hines-Allen (1)		S Andrew Wingard (FA-'19)			
2020	DT DaVon Hamilton (3) S Daniel Thomas (5)		LS Ross Maticcik (FA-'20)			
2021	RB Travis Etienne Jr. (1) QB Trevor Lawrence (1) CB Tyson Campbell (2) OL Walker Little (2) S Andre Cisco (3) TE Luke Farrell (5)	QB C.J. Beathard (UFA S.F. -'21) DT Jeremiah Ledbetter (FA-'21) DT Roy Robertson-Harris (UFA CHI -'21)	WR Tim Jones (FA-'21)			
2022	DE Travon Walker (1) LB Devin Lloyd (1b) OL Luke Fortner (3) LB Chad Muma (3) CB Montaric Brown (7)	TE Evan Engram (UFA NYG -'22) WR Christian Kirk (UFA ARZ -'22) LB Foyesade Oluokun (UFA ATL -'22) OL Brandon Scherff (UFA WAS -'22)		LB Cateb Johnson (W CHI -'22) OL Cole Van Lanen (T G.B. -'22)	CB Tevaughn Campbell (PS L.V. -'22)	
2023	OL Anton Harrison (1) TE Brenton Strange (2) RB Tank Bigsby (3) DT Tyler Lacy (4) LB Ventrell Miller (4) LB Yasir Abdullah (5) S Antonio Johnson (5) CB Christian Braswell (6) WR Parker Washington (6) OL Cooper Hodges (7)	OL Blake Hance (FA-'23) CB Amani Oruwariye (FA-'23)	WR Elijah Cooks (FA-'23)	OL Ezra Cleveland (T MIN -'23) OL Keaton Sutherland (FA-'23)	DE D.J. Coleman (FA-'23) CB Erick Hallett II (D6-'23) DT Ezezi Otomewo (FA-'23) OL Darryl Williams (FA-'23) WR Seth Williams (FA-'23)	
2024	WR Brian Thomas Jr. (1) DT Maason Smith (2) CB Jarrian Jones (3) OL Javon Foster (4) DT Jordan Jefferson (4) CB De'Antre Prince (5) RB Keilan Robinson (5) K Cam Little (6) DE Myles Cole (7)	S Adrian Amos (FA-'24) RB Gary Brightwell (FA-'24) CB Ronald Darby (UFA BAL -'24) TE Josiah Deguara (UFA GB -'24) WR Devin Duvernay (UFA BAL -'24) S Terrell Edmunds (FA-'24) CB Tre Flowers (FA-'24) DE Rasheem Green (FA-'24) OL Steven Jones (UDFA-'24) DT Jonathan Marshall (FA-'24) WR Denzel Mims (FA-'24) OL Mitch Morse (FA-'24) TE Chris Myarick (FA-'24) S Darnell Savage (UFA GB -'24) OL Tyler Shatley (FA-'24) DE Breeland Speaks (FA-'24) WR Austin Trammell (FA-'24)	TE Shawn Bowman (UDFA-'24) WR Joshua Cephus (UDFA-'24) WR Brevin Easton (UDFA-'24) RB Jalen Jackson (UDFA-'24) LB Andrew Parker Jr. (UDFA-'24) S Josh Proctor (UDFA-'24) WR Joseph Scates (UDFA-'24)	QB Mac Jones (T N.E. -'24)		



# 2023 GAME-BY-GAME STARTERS

2023 REGULAR SEASON																
OFFENSE																
DATE	OPPONENT	WR	WR	LT	LG	C	RG	RT	OL	TE	QB	RB	WR	TE	TE	
9/10	at Indianapolis	Christian Kirk	Zay Jones	Walker Little	Ben Barch	Luke Fortner	Brandon Scherff	<u>Anton Harrison</u>	--	Evan Engram	Trevor Lawrence	Travis Etienne Jr.	Calvin Ridley	--	--	
9/17	Kansas City	Christian Kirk	Zay Jones	Walker Little	Ben Barch	Luke Fortner	Brandon Scherff	<u>Anton Harrison</u>	--	Evan Engram	Trevor Lawrence	Travis Etienne Jr.	Calvin Ridley	--	--	
9/24	Houston	Christian Kirk	--	Walker Little	Ben Barch	Luke Fortner	Brandon Scherff	<u>Anton Harrison</u>	--	Evan Engram	Trevor Lawrence	Travis Etienne Jr.	Calvin Ridley	Luke Farrell	--	
10/1	Atlanta	Christian Kirk	Tim Jones	Walker Little	Tyler Shatley	Luke Fortner	Brandon Scherff	<u>Anton Harrison</u>	--	Evan Engram	Trevor Lawrence	Travis Etienne Jr.	Calvin Ridley	--	--	
10/8	at Buffalo	Christian Kirk	--	Cam Robinson	Walker Little	Luke Fortner	Brandon Scherff	<u>Anton Harrison</u>	--	Evan Engram	Trevor Lawrence	Travis Etienne Jr.	Calvin Ridley	Luke Farrell	--	
10/15	Indianapolis	Christian Kirk	--	Cam Robinson	Tyler Shatley	Luke Fortner	Brandon Scherff	<u>Anton Harrison</u>	--	<u>Brenton Strange</u>	Trevor Lawrence	Travis Etienne Jr.	Calvin Ridley	Luke Farrell	--	
10/19	at New Orleans	Christian Kirk	Jamal Agnew	Cam Robinson	Tyler Shatley	Luke Fortner	Brandon Scherff	<u>Anton Harrison</u>	--	Evan Engram	Trevor Lawrence	Travis Etienne Jr.	Calvin Ridley	--	--	
10/29	at Pittsburgh	Christian Kirk	--	Cam Robinson	Tyler Shatley	Luke Fortner	Brandon Scherff	<u>Anton Harrison</u>	--	Evan Engram	Trevor Lawrence	Travis Etienne Jr.	Calvin Ridley	Luke Farrell	--	
11/12	San Francisco	Christian Kirk	--	Cam Robinson	Walker Little	Luke Fortner	Brandon Scherff	<u>Anton Harrison</u>	--	Evan Engram	Trevor Lawrence	Travis Etienne Jr.	Calvin Ridley	Luke Farrell	--	
11/19	Tennessee	Christian Kirk	--	Cam Robinson	Walker Little	Luke Fortner	Brandon Scherff	<u>Anton Harrison</u>	--	Evan Engram	Trevor Lawrence	Travis Etienne Jr.	Calvin Ridley	<u>Brenton Strange</u>	--	
11/26	at Houston	Christian Kirk	Zay Jones	Cam Robinson	Walker Little	Luke Fortner	Brandon Scherff	<u>Anton Harrison</u>	--	Evan Engram	Trevor Lawrence	Travis Etienne Jr.	Calvin Ridley	--	--	
12/4	Cincinnati	Christian Kirk	Zay Jones	Walker Little	Ezra Cleveland	Luke Fortner	Brandon Scherff	<u>Anton Harrison</u>	--	Evan Engram	Trevor Lawrence	Travis Etienne Jr.	Calvin Ridley	--	--	
12/10	at Cleveland	<u>Parker Washington</u>	Zay Jones	Ezra Cleveland	Tyler Shatley	Luke Fortner	Brandon Scherff	<u>Anton Harrison</u>	--	Evan Engram	Trevor Lawrence	Travis Etienne Jr.	Calvin Ridley	--	--	
12/17	Baltimore	--	Zay Jones	Walker Little	Ezra Cleveland	Luke Fortner	Brandon Scherff	<u>Anton Harrison</u>	Blake Hance	Luke Farrell	Trevor Lawrence	Travis Etienne Jr.	Calvin Ridley	--	--	
12/24	at Tampa Bay	Calvin Ridley	--	Walker Little	Ezra Cleveland	Luke Fortner	Brandon Scherff	<u>Anton Harrison</u>	--	Evan Engram	Trevor Lawrence	Travis Etienne Jr.	--	Luke Farrell	<u>Brenton Strange</u>	
12/31	Carolina	Calvin Ridley	--	Cam Robinson	Tyler Shatley	Luke Fortner	Brandon Scherff	<u>Anton Harrison</u>	Ezra Cleveland	Evan Engram	C.J. Beathard	Travis Etienne Jr.	--	Luke Farrell	<u>Brenton Strange</u>	
1/7	at Tennessee	Calvin Ridley	Zay Jones	Cam Robinson	Ezra Cleveland	Luke Fortner	Brandon Scherff	<u>Anton Harrison</u>	--	Evan Engram	Trevor Lawrence	Travis Etienne Jr.	Tim Jones	--	--	

2023 REGULAR SEASON													
DEFENSE													
DATE	OPPONENT	NT	DL	DL	OLB	LB	OLB	CB	CB	FS	SS	NCB	
9/10	at Indianapolis	--	Folorunso Fatukasi	Roy Robertson-Harris	Josh Hines-Allen	Foyesade Oluokun	Devin Lloyd	Travon Walker	--	Darius Williams	Andre Cisco	Rayshawn Jenkins	Tre Herndon
9/17	Kansas City	Adam Gotsis	Folorunso Fatukasi	Roy Robertson-Harris	Josh Hines-Allen	Foyesade Oluokun	Devin Lloyd	Travon Walker	Tyson Campbell	Darius Williams	Andre Cisco	Rayshawn Jenkins	--
9/24	Houston	Adam Gotsis	Folorunso Fatukasi	Roy Robertson-Harris	Josh Hines-Allen	Foyesade Oluokun	Devin Lloyd	Travon Walker	Tyson Campbell	Darius Williams	Andre Cisco	Rayshawn Jenkins	--
10/1	Atlanta	Adam Gotsis	Folorunso Fatukasi	Roy Robertson-Harris	Josh Hines-Allen	Foyesade Oluokun	Chad Muma	Travon Walker	Tyson Campbell	Darius Williams	Andre Cisco	Rayshawn Jenkins	--
10/8	at Buffalo	--	Folorunso Fatukasi	Roy Robertson-Harris	Josh Hines-Allen	Foyesade Oluokun	Chad Muma	Travon Walker	Tyson Campbell	Darius Williams	Andre Cisco	Rayshawn Jenkins	Tre Herndon
10/15	Indianapolis	Jeremiah Ledbetter	Folorunso Fatukasi	Roy Robertson-Harris	Josh Hines-Allen	Foyesade Oluokun	Devin Lloyd	Travon Walker	Tyson Campbell	Darius Williams	Andre Cisco	Rayshawn Jenkins	--
10/19	at New Orleans	Jeremiah Ledbetter	Folorunso Fatukasi	Roy Robertson-Harris	Josh Hines-Allen	Foyesade Oluokun	Devin Lloyd	Travon Walker	Montaric Brown	Darius Williams	Andre Cisco	Rayshawn Jenkins	--
10/29	at Pittsburgh	--	Folorunso Fatukasi	Roy Robertson-Harris	Josh Hines-Allen	Foyesade Oluokun	Devin Lloyd	Travon Walker	Montaric Brown	Darius Williams	Andrew Wingard	Rayshawn Jenkins	Tre Herndon
11/12	San Francisco	Adam Gotsis	Folorunso Fatukasi	Roy Robertson-Harris	Josh Hines-Allen	Foyesade Oluokun	Devin Lloyd	Travon Walker	Tyson Campbell	Darius Williams	Andre Cisco	Rayshawn Jenkins	--
11/19	Tennessee	Adam Gotsis	Folorunso Fatukasi	Roy Robertson-Harris	Josh Hines-Allen	Foyesade Oluokun	Devin Lloyd	Travon Walker	Montaric Brown	Darius Williams	Andre Cisco	Rayshawn Jenkins	--
11/26	at Houston	Adam Gotsis	Folorunso Fatukasi	Roy Robertson-Harris	Josh Hines-Allen	Foyesade Oluokun	Devin Lloyd	Travon Walker	Montaric Brown	Darius Williams	Andre Cisco	Rayshawn Jenkins	--
12/4	Cincinnati	--	Folorunso Fatukasi	Roy Robertson-Harris	Josh Hines-Allen	Foyesade Oluokun	Devin Lloyd	Travon Walker	Tyson Campbell	Darius Williams	Andre Cisco	Rayshawn Jenkins	Tre Herndon
12/10	at Cleveland	Adam Gotsis	DaVon Hamilton	Roy Robertson-Harris	Josh Hines-Allen	Foyesade Oluokun	Devin Lloyd	Travon Walker	Montaric Brown	Darius Williams	Andre Cisco	Rayshawn Jenkins	--
12/17	Baltimore	DaVon Hamilton	Folorunso Fatukasi	Roy Robertson-Harris	Josh Hines-Allen	Foyesade Oluokun	Devin Lloyd	Travon Walker	Montaric Brown	Darius Williams	Andrew Wingard	Rayshawn Jenkins	--
12/24	at Tampa Bay	--	Folorunso Fatukasi	Roy Robertson-Harris	Josh Hines-Allen	Foyesade Oluokun	Devin Lloyd	Travon Walker	Tyson Campbell	Darius Williams	Andre Cisco	Rayshawn Jenkins	<u>Antonio Johnson</u>
12/31	Carolina	--	Folorunso Fatukasi	Roy Robertson-Harris	Josh Hines-Allen	Foyesade Oluokun	Devin Lloyd	Travon Walker	Tyson Campbell	Darius Williams	Andre Cisco	Rayshawn Jenkins	<u>Antonio Johnson</u>
1/7	at Tennessee	--	Folorunso Fatukasi	Roy Robertson-Harris	Josh Hines-Allen	Foyesade Oluokun	Devin Lloyd	Travon Walker	Tyson Campbell	Darius Williams	Andre Cisco	Rayshawn Jenkins	<u>Antonio Johnson</u>

Rookies underlined.





# 2023 WEEK-BY-WEEK LEADERS

DATE	OPPONENT	SCORING		RUSHING YARDS		RECEPTIONS		RECEIVING YARDS		TACKLES		SOLO TACKLES		SACKS		INTERCEPTIONS		FORCED FUMBLES		RECOVERED FUMBLES		PASSING YARDS		CARRIES	
		PLAYER	NO.	PLAYER	NO.	PLAYER	NO.	PLAYER	NO.	PLAYER	NO.	PLAYER	NO.	PLAYER	NO.	PLAYER	NO.	PLAYER	NO.	PLAYER	NO.	PLAYER	NO.	PLAYER	NO.
09/10	at Colts	B. McManus	7	T. Etienne Jr.	77	C. Ridley	8	C. Ridley	101	F. Oluokun	13	F. Oluokun	8	J. Hines-Allen	3.0	T. Campbell	1	A. Cisco	1	D. Lloyd	1	T. Lawrence	241	T. Etienne Jr.	18
09/17	Chiefs	B. McManus	9	T. Etienne Jr.	40	C. Kirk	11	C. Kirk	110	D. Lloyd	11	F. Oluokun	6	K. Chaisson	1.0	A. Cisco	1	T. Herndon	1	F. Oluokun	1	T. Lawrence	216	T. Etienne Jr.	12
09/24	Texans	T. Bigsby C. Kirk	6	T. Etienne Jr.	88	E. Engram	7	E. Engram	67	F. Oluokun	14	F. Oluokun	8	--	--	--	--	--	--	--	--	T. Lawrence	279	T. Etienne Jr.	19
10/01	Falcons	B. McManus	11	T. Etienne Jr.	55	C. Kirk	8	C. Kirk	84	F. Oluokun	9	F. Oluokun	8	J. Hines-Allen	3.0	D. Williams	1	J. Hines-Allen	1	F. Oluokun	1	T. Lawrence	207	T. Etienne Jr.	20
10/08	at Bills	T. Etienne Jr.	14	T. Etienne Jr.	136	C. Ridley	7	C. Ridley	122	D. Williams	7	D. Williams	7	--	--	D. Williams	1	D. Williams	1	T. Walker	1	T. Lawrence	315	T. Etienne Jr.	26
10/15	Colts	B. McManus	13	T. Etienne Jr.	55	E. Engram	7	C. Kirk	49	F. Oluokun	15	F. Oluokun	10	J. Hines-Allen	1.0	R. Jenkins	1	J. Hines-Allen	1	--	--	T. Lawrence	181	T. Etienne Jr.	18
10/19	at Saints	T. Etienne Jr.	12	T. Lawrence	59	C. Kirk	6	C. Kirk	90	F. Oluokun	14	F. Oluokun	9	D. Smoot	1.0	F. Oluokun	1	D. Smoot	1	--	--	T. Lawrence	204	T. Etienne Jr.	14
10/29	at Steelers	B. McManus	12	T. Etienne Jr.	79	E. Engram	10	E. Engram	88	F. Oluokun	11	F. Oluokun	9	J. Hines-Allen	2.0	A. Wingard	1	F. Oluokun	1	--	--	T. Lawrence	292	T. Etienne Jr.	24
11/12	49ers	B. McManus	3	T. Etienne Jr.	35	C. Kirk	6	C. Kirk	104	D. Lloyd	10	D. Lloyd	7	F. Oluokun	2.0	--	--	--	--	--	--	T. Lawrence	185	T. Etienne Jr.	9
11/19	Titans	T. Lawrence C. Ridley	12	T. Etienne Jr.	52	C. Ridley	7	C. Ridley	103	D. Lloyd	11	D. Lloyd	5	F. Oluokun	0.5	--	--	--	F. Oluokun	1	--	T. Lawrence	262	T. Etienne Jr.	14
11/26	at Texans	B. McManus	10	T. Etienne Jr.	56	E. Engram C. Ridley	5	C. Kirk C. Ridley	89	F. Oluokun	11	F. Oluokun	8	J. Hines-Allen	2.5	--	--	--	--	--	--	T. Lawrence	364	T. Etienne Jr.	20
12/04	Bengals	B. McManus	7	T. Etienne Jr.	45	E. Engram	9	E. Engram	82	F. Oluokun	13	F. Oluokun	8	J. Hines-Allen	1.5	J. Hines-Allen	1	--	--	--	--	T. Lawrence	258	T. Etienne Jr.	11
12/10	at Browns	E. Engram	12	T. Etienne Jr.	35	E. Engram	11	E. Engram	95	D. Lloyd	11	M. Brown	7	A. Johnson	1.0	D. Williams	1	A. Wingard	1	D. Lloyd	1	T. Lawrence	257	T. Etienne Jr.	14
12/17	Ravens	J. Agnew	6	T. Lawrence	41	Z. Jones C. Ridley	5	J. Agnew	70	A. Wingard D. Lloyd	11	A. Wingard	10	R. Jenkins	1.0	R. Jenkins	1	--	--	--	--	T. Lawrence	264	T. Etienne Jr.	10
12/24	at Buccaneers	C. Ridley	12	T. Lawrence	29	E. Engram	10	E. Engram	95	F. Oluokun	12	F. Oluokun	7	T. Walker R. Robertson-Harris	1.0	--	--	--	--	--	--	T. Lawrence	211	T. Etienne Jr.	6
12/31	Panthers	B. McManus	14	T. Etienne Jr.	102	E. Engram	6	E. Engram	60	T. Campbell	8	T. Campbell	7	J. Hines-Allen	3.0	A. Johnson	1	--	--	--	--	C. Beathard	178	T. Etienne Jr.	16
01/07	at Titans	B. McManus	8	T. Etienne Jr.	57	E. Engram	10	C. Ridley	106	R. Jenkins T. Campbell F. Oluokun	7	R. Jenkins	7	J. Hines-Allen	1.0	A. Cisco	1	--	--	--	--	T. Lawrence	280	T. Etienne Jr.	16
<b>MOST TIMES LED (INCLUDING TIES)</b>		<b>B. MCMANUS</b>	<b>10</b>	<b>T. ETIENNE JR.</b>	<b>14</b>	<b>E. ENGRAM</b>	<b>9</b>	<b>C. KIRK</b> <b>E. ENGRAM</b>	<b>6</b>	<b>F. OLUOKUN</b>	<b>10</b>	<b>F. OLUOKUN</b>	<b>10</b>	<b>J. HINES-ALLEN</b>	<b>9</b>	<b>A. CISCO</b> <b>D. WILLIAMS</b>	<b>4</b>	<b>D. WILLIAMS</b> <b>J. HINES-ALLEN</b>	<b>2</b>	<b>F. OLUOKUN</b>	<b>3</b>	<b>T. LAWRENCE</b>	<b>16</b>	<b>T. ETIENNE JR.</b>	<b>17</b>





# YASIR ABDULLAH | 56

POSITION: LINEBACKER  
 HT: 6-1 | WT: 240 | DOB: 4-12-2000  
 COLLEGE: LOUISVILLE  
 HOMETOWN: MIRAMAR, FLA.  
 ACQ: D5-'23  
 EXP: 2nd YEAR

@AbYasiir  
 yasirabdullah\_22

## KEY TRANSACTIONS

- Originally drafted by Jacksonville in the fifth round (136th overall) in the 2023 Draft

## PRO

### 2023 (Jaguars)

- Appeared in five games as a rookie
- 10/8 at BUF:** Recorded one quarterback hit
- 10/1 vs. ATL:** Recorded one solo tackle
- 9/10 at IND:** Saw action in first-career NFL game

## COLLEGE

- Finished his career at Louisville eighth in career sacks (23.5) and second in tackles for loss (43)
- Recorded 210 total tackles (124 solo) in five seasons
- In 2022, was named first-team All-ACC... Led the conference with 9.5 sacks which ranked 15th in the nation
- Played in the East-West Shrine Game

## PERSONAL

- His father, Xavier McCray, played football at Florida
- Majored in Sports Administration
- Favorite athlete growing up was Bills OLB Von Miller

### YASIR ABDULLAH'S NFL REGULAR SEASON DEFENSIVE STATISTICS

DATE	TEAM	GP	TACKLES							INTERCEPTIONS					O. FUMB				ST				MISC				
			GS	TK	S	A	TFL	YDS	SK	YDS	QBH	NO	YDS	LG	TD	PD	FF	FR	TD	YDS	TK	S	A	FF	FR	S	A
2023	Jaguars	5	0	1	1	0	0	0	0.0	0.0	1	0	0	0	0	0	0	0	0	0	0	0	0	0	0	0	0
<b>NFL TOTALS</b>		<b>5</b>	<b>0</b>	<b>1</b>	<b>1</b>	<b>0</b>	<b>0</b>	<b>0</b>	<b>0.0</b>	<b>0.0</b>	<b>1</b>	<b>0</b>	<b>0</b>	<b>0</b>	<b>0</b>	<b>0</b>	<b>0</b>	<b>0</b>	<b>0</b>	<b>0</b>	<b>0</b>	<b>0</b>	<b>0</b>	<b>0</b>	<b>0</b>	<b>0</b>	

### 2023 GAME-BY-GAME REGULAR-SEASON STATISTICS (JAGUARS)

DATE	OPPONENT	P/S	TACKLES							INTERCEPTIONS					O. FUMB				ST				MISC		SCORE				
			TK	S	A	SK	YDS	TFL	YDS	QBH	NO	YDS	LG	TD	PD	FF	FR	TD	YDS	TK	S	A	FF	FR		S	A	W/L	
09/10	at Colts	P	0	0	0	0.0	0.0	0	0	0	0	0	0	0	0	0	0	0	0	0	0	0	0	0	0	0	0	W	31-21
09/17	Chiefs	P	0	0	0	0.0	0.0	0	0	0	0	0	0	0	0	0	0	0	0	0	0	0	0	0	0	0	L	9-17	
09/24	Texans	P	0	0	0	0.0	0.0	0	0	0	0	0	0	0	0	0	0	0	0	0	0	0	0	0	0	0	L	17-37	
10/01	Falcons	P	1	1	0	0.0	0.0	0	0	0	0	0	0	0	0	0	0	0	0	0	0	0	0	0	0	0	W	23-7	
10/08	at Bills	P	0	0	0	0.0	0.0	0	0	1	0	0	0	0	0	0	0	0	0	0	0	0	0	0	0	0	W	25-20	
10/15	Colts																										W	37-20	
10/19	at Saints																										W	31-24	
10/29	at Steelers																										W	20-10	
11/12	49ers																										L	3-34	
11/19	Titans																										W	34-14	
11/26	at Texans																										W	24-21	
12/04	Bengals																										L	31-34+	
12/10	at Browns																										L	27-31	
12/17	Ravens																										L	7-23	
12/24	at Buccaneers																										L	12-30	
12/31	Panthers																										W	26-0	
01/07	at Titans																										L	20-28	
<b>2023 TOTALS</b>		<b>5-0</b>	<b>1</b>	<b>1</b>	<b>0</b>	<b>0.0</b>	<b>0.0</b>	<b>0</b>	<b>0</b>	<b>1</b>	<b>0</b>	<b>0</b>	<b>0</b>	<b>0</b>	<b>0</b>	<b>0</b>	<b>0</b>	<b>0</b>	<b>0</b>	<b>0</b>	<b>0</b>	<b>0</b>	<b>0</b>	<b>0</b>	<b>0</b>	<b>0</b>	<b>0</b>	<b>9-8</b>	

+ - Overtime







# ADRIAN AMOS | 34

POSITION: SAFETY  
HT: 6-0 | WT: 214 | DOB: 4-29-1993  
COLLEGE: PENN STATE  
HOMETOWN: BALTIMORE, MD.  
ACQ: FA-'24  
EXP: 10th YEAR

## KEY TRANSACTIONS

- Originally selected by Chicago in the fifth round (142nd overall) of the 2015 NFL Draft
- Signed a four-year contract with Green Bay on 3/14/19
- Signed with the New York Jets on 6/13/23
- Signed with Houston on 12/5/23
- Signed with Jacksonville on 8/6/24

## PRO

### 2023 (Jets, Texans)

- Played in 11 games with three starts with the Jets, where he tallied 23 combined tackles (19 solo) and one pass defended
- Appeared in five games with the Texans, totaling five tackles (four solo) and one fumble recovery
- **9/24 vs. N.E. (Jets):** Recorded seven tackles (six solo) and one pass defended
- **9/17 at DAL (Jets):** Recorded four tackles (three solo)

### 2022 (Packers)

- Started all 17 games, registering a career-high 97 tackles (71 solo), a career-high seven tackles for loss, two quarterback hits, 1.0 sack, five passes defended and an interception
- **12/25 at MIA:** Recorded 11 tackles (nine solo)
- **10/23 at WAS:** Recorded nine tackles (four solo) and one pass defended

### 2021 (Packers)

- Started all 17 regular-season contests and set a career high in solo tackles (75), which was the second-most solo tackles on the team
- **9/20 vs. DET:** Recorded 10 tackles (nine solo)
- **9/12 at N.O.:** Recorded nine tackles (seven solo)

### 2020 (Packers)

- Started all 16 games and finished first on the team in both tackles (83) and solo tackles (65), tied a career high in interceptions (two), and tied a career high in passes defended (nine) while also posting career highs in sacks (two) and quarterback hits (three) as well as recovering a fumble
- Started both postseason contests and finished with eight tackles (six solo), an interception and a pass defended
- **1/03 at CHI:** Recorded nine tackles (six solo) and one interception
- **10/25 at HOU:** Record six sacks (five solo), 1.0 sack, and one fumble recovery

### 2019 (Packers)

- Started all 16 games and ranked third on the team with 87 tackles (64 solo)
- Started both playoff contests and recorded six tackles (three solo) and a pass defended
- **10/20 vs. L.V.:** Recorded eight tackles (six solo) and two passes defended
- **9/22 vs. DEN:** Posted seven tackles (six solo)

### 2018 (Bears)

- Started all 16 games and posted 71 tackles (57 solo), eight passes defended, a career-best two interceptions, a fumble recovery, 1.0 sack, two tackles for loss and a special teams tackle
- **11/04 at BUF:** Recorded seven tackles (six solo), three passes defended, 1.0 sack, one interception and one tackle for loss
- **10/14 at MIA:** Recorded nine tackles (seven solo) and one pass defended

### 2017 (Bears)

- Appeared in 13 games (10 starts) and recorded 66 tackles (59 solo), three passes defended, five tackles for a loss, a forced fumble, a fumble recovery and an interception he returned 90 yards for a touchdown
- **12/31 at MIN:** Recorded a career-high 11 tackles (seven solo) and two tackles for loss
- **10/15 at BAL:** Recorded eight tackles (six solo) and one interception returned for a 90 yard touchdown



## 2016 (Bears)

- Saw action in 15 games (14 starts) and recorded 60 tackles (50 solo), four passes defended, a forced fumble, a fumble recovery, two tackles for a loss and three tackles on special teams
- **10/20 at G.B.:** Recorded a season-high eight tackles (six solo)
- **10/09 at IND:** Recorded four tackles (three solo), one forced fumble and 0.5 sacks

## 2015 (Bears)

- Started in all 16 games and registered 108 tackles (78 solo), becoming the first Bears rookie to lead the team in tackles (based on coaches' review) since Urlacher in 2000... Also registered four passes defended, three tackles for a loss and a sack
- Was named to PFWA's All-Rookie team
- **11/26 at G.B.:** Recorded nine tackles (eight solo), marking a single-game high
- **11/22 vs DEN:** Recorded seven tackles (seven solo) and 1.0 sack, marking his first in the NFL

## COLLEGE

- Played three seasons (2011-14) at Penn State, collecting 140 total tackles (102 solo), 16 passes defended, seven interceptions, four tackles for loss and 3.0 sacks over 48 career games

## PERSONAL

- High school: Led Calvert Hall College High School (Baltimore, Md.) to the MIAA Class A Conference Championship and the No. 1 state ranking his senior season
- Earned all-metro honors and was named Baltimore City Defensive Player of the Year
- Community involvement: Started the I'm Still Here Foundation, a nonprofit dedicated to increasing awareness and providing resources for individuals in communities that are often overlooked
- The foundation focuses on three programs: Grama's Brain, in which the mission is to increase awareness of Alzheimer's disease while offering support to those affected by it; Smash Outreach, which aims to provide underprivileged kids with resources to help them succeed in and out of the classroom; and Next Level Nation, which has a goal of helping young men prepare for collegiate-level football and academics through mentoring, college prep and exposure to college programs
- Personally donated \$100,000 to programs giving supplies to people struggling during COVID
- Donated \$1,000 per tackle in 2020 to the Alzheimer's Association Wisconsin Chapter, along with other fundraising raised a total of \$123,000
- Surprised members of the Boys & Girls Club of Greater Green Bay with a holiday shopping spree in 2019 and put on a celebrity bowling night fundraiser in January 2019
- Participated in the Packers Give Back Celebrity Bowling Event in June 2019 to raise money for the Wisconsin Court Appointed Special Advocates (CASA) Association, whose programs champion the needs of abused and neglected children

### REGULAR SEASON COMPARISON: DEFENSIVE - TAMPA BAY BUCCANEERS

DATE	OPP	W/L	GP/GS	TACKLES			SACK	YDS.	INT	TFL	PD	QBH	TD	MISC	
				TOT	SOLO	ASST								FF	FR
12/27/15	CHI @ TB	W	S	8	7	1	0.0	0.0	0	0	1	0	0	0	0
11/13/16	CHI @ TB	L	S	2	2	0	0.0	0.0	0	0	0	0	0	0	0
9/17/17	CHI @ TB	L	P	0	0	0	0.0	0.0	0	0	0	0	0	0	0
9/30/18	CHI vs. TB	W	S	2	2	0	0.0	0.0	0	0	0	0	0	0	0
10/18/20	GB @ TB	L	S	3	0	3	0.0	0.0	0	0	0	0	0	0	0
9/25/22	GB @ TB	W	S	3	1	2	0.0	0.0	0	1	0	1	0	0	0
<b>TOTALS</b>		<b>3/3</b>	<b>6/5</b>	<b>18</b>	<b>12</b>	<b>6</b>	<b>0.0</b>	<b>0.0</b>	<b>0</b>	<b>1</b>	<b>1</b>	<b>1</b>	<b>0</b>	<b>0</b>	<b>0</b>

### POSTSEASON COMPARISON: DEFENSIVE - TAMPA BAY BUCCANEERS

DATE	OPP	W/L	GP/GS	TACKLES			SACK	YDS.	INT	TFL	PD	QBH	TD	MISC	
				TOT	SOLO	ASST								FF	FR
1/24/21	GB vs. TB	L	S	3	2	1	0.0	0.0	1	0	1	0	0	0	0
<b>TOTALS</b>		<b>0/1</b>	<b>1/1</b>	<b>3</b>	<b>2</b>	<b>1</b>	<b>0.0</b>	<b>0.0</b>	<b>1</b>	<b>0</b>	<b>1</b>	<b>0</b>	<b>0</b>	<b>0</b>	<b>0</b>





### ADRIAN AMOS' NFL REGULAR SEASON DEFENSIVE STATISTICS

DATE	TEAM	GP	TACKLES							INTERCEPTIONS							O. FUMB					ST			MISC		
			GS	TK	S	A	TFL	YDS	SK	YDS	QBH	NO	YDS	LG	TD	PD	FF	FR	TD	YDS	TK	S	A	FF	FR	S	A
2015	Bears	16	16	108	78	30	2	8	1.0	7.0	1	0	0	0	2	0	0	0	0	0	0	0	0	0	0	0	0
2016	Bears	15	14	60	50	10	3	8	0.0	0.0	0	0	0	4	1	1	0	21	3	3	0	0	0	0	0	0	
2017	Bears	13	10	66	59	7	6	11	0.0	0.0	0	1	90	90t	1	3	2	1	0	4	2	2	0	0	0	0	
2018	Bears	16	16	71	57	14	2	4	1.0	2.0	1	2	27	26	0	8	0	1	0	15	1	1	0	0	0	0	
2019	Packers	16	16	87	64	23	6	8	1.0	4.0	1	2	12	9	0	8	0	0	0	0	3	3	0	0	0	0	
2020	Packers	16	16	83	65	18	4	17	2.0	12.0	3	2	47	24	0	9	0	1	0	0	0	0	0	0	0	0	
2021	Packers	17	17	93	75	18	0	0	0.0	0.0	0	2	0	0	0	8	0	0	0	0	0	0	0	0	0	0	
2022	Packers	17	17	97	71	26	7	13	1.0	2.0	2	1	26	26	0	5	0	1	0	0	5	2	3	0	0	0	
2023	Jets	11	3	23	19	4	0	0	0.0	0.0	0	0	0	0	0	1	0	0	0	0	0	0	0	0	0	0	
Went from N.Y. Jets to Houston.																											
2023	Texans	5	0	5	4	1	0	0	0.0	0.0	0	0	0	0	0	0	0	0	0	0	0	0	0	0	0	1	0
2023	TOTAL	16	3	28	23	5	0	0	0.0	0.0	0	0	0	0	0	1	0	0	0	0	0	0	0	0	0	1	0
<b>NFL TOTALS</b>		<b>142</b>	<b>125</b>	<b>693</b>	<b>542</b>	<b>151</b>	<b>30</b>	<b>69</b>	<b>6.0</b>	<b>27.0</b>	<b>8</b>	<b>10</b>	<b>202</b>	<b>90T</b>	<b>1</b>	<b>48</b>	<b>3</b>	<b>5</b>	<b>0</b>	<b>40</b>	<b>14</b>	<b>11</b>	<b>3</b>	<b>0</b>	<b>1</b>	<b>0</b>	<b>0</b>

### ADRIAN AMOS' NFL POSTSEASON DEFENSIVE STATISTICS

DATE	TEAM	GP	TACKLES							INTERCEPTIONS							O. FUMB					ST			MISC		
			GS	TK	S	A	TFL	YDS	SK	YDS	QBH	NO	YDS	LG	TD	PD	FF	FR	TD	YDS	TK	S	A	FF	FR	S	A
2018	Bears	1	1	6	5	1	0	0	0.0	0.0	0	1	0	0	0	2	0	0	0	0	0	0	0	0	0	0	0
2019	Packers	2	2	6	3	3	0	0	0.0	0.0	0	0	0	0	1	0	0	0	0	0	0	0	0	0	0	0	
2020	Packers	2	2	8	6	2	0	0	0.0	0.0	0	1	0	0	0	1	0	0	0	0	0	0	0	0	0	0	
2021	Packers	1	1	5	3	2	0	0	0.0	0.0	1	1	0	0	1	0	0	0	0	0	0	0	0	0	0	0	
2023	Texans	2	0	1	1	0	0	0	0.0	0.0	0	0	0	0	0	0	0	0	0	0	0	0	0	0	0	0	
<b>NFL TOTALS</b>		<b>8</b>	<b>6</b>	<b>26</b>	<b>18</b>	<b>8</b>	<b>0</b>	<b>0</b>	<b>0.0</b>	<b>0.0</b>	<b>1</b>	<b>3</b>	<b>0</b>	<b>0</b>	<b>0</b>	<b>5</b>	<b>0</b>	<b>0</b>	<b>0</b>	<b>0</b>	<b>0</b>	<b>0</b>	<b>0</b>	<b>0</b>	<b>0</b>	<b>0</b>	<b>0</b>

#### SINGLE-GAME HIGHS: DEFENSIVE

<b>Total Tackles</b>	11 at Miami Dolphins, Dec 25, 2022 11 at Minnesota Vikings, Dec 31, 2017 ...2 more at 11.	<b>Tackles For Loss</b>	2 vs. Minnesota Vikings, Sep 15, 2019 2 at Minnesota Vikings, Dec 31, 2017 ...1 more at 2.
<b>Solo Tackles</b>	9 at Miami Dolphins, Dec 25, 2022 9 vs. Detroit Lions, Sep 20, 2021 ...1 more at 9.	<b>Interceptions</b>	1 vs. Minnesota Vikings, Jan 01, 2023 1 vs. Seattle Seahawks, Nov 14, 2021 ...8 more at 1.
<b>Sacks</b>	1.0 vs. Dallas Cowboys, Nov 13, 2022 1.0 vs. Carolina Panthers, Dec 19, 2020 ...4 more at 1.0.	<b>Interception Return Yards</b>	90 at Baltimore Ravens, Oct 15, 2017 26 vs. Minnesota Vikings, Jan 01, 2023 ...1 more at 26.
<b>Passes Defensed</b>	3 vs. Seattle Seahawks, Nov 14, 2021 3 vs. Carolina Panthers, Dec 19, 2020	<b>Special Teams Tackles</b>	2 at Detroit Lions, Nov 06, 2022 2 at Chicago Bears, Sep 05, 2019
<b>Forced Fumbles</b>	1 at Philadelphia Eagles, Nov 26, 2017 1 at New Orleans Saints, Oct 29, 2017 ...1 more at 1.	<b>Longest Opp Fumble Return</b>	21 at Dallas Cowboys, Sep 25, 2016 15 vs. Detroit Lions, Nov 11, 2018
<b>Fumble Recoveries</b>	1 vs. Los Angeles Rams, Dec 19, 2022 1 at Houston Texans, Oct 25, 2020 ...3 more at 1.		

#### SINGLE-GAME HIGHS - POSTSEASON: DEFENSIVE

<b>Total Tackles</b>	6 vs. Philadelphia Eagles, Jan 06, 2019 5 vs. San Francisco 49ers, Jan 22, 2022 ...1 more at 5.	<b>Passes Defensed</b>	2 vs. Philadelphia Eagles, Jan 06, 2019 1 vs. San Francisco 49ers, Jan 22, 2022 ...2 more at 1.
<b>Solo Tackles</b>	5 vs. Philadelphia Eagles, Jan 06, 2019 4 vs. Los Angeles Rams, Jan 16, 2021	<b>Interceptions</b>	1 vs. San Francisco 49ers, Jan 22, 2022 1 vs. Tampa Bay Buccaneers, Jan 24, 2021 ...1 more at 1.



**2023 GAME-BY-GAME REGULAR-SEASON STATISTICS (JETS/TEXANS)**

DATE	OPPONENT	P/S	TACKLES							INTERCEPTIONS					O. FUMB				ST				MISC		SCORE			
			TK	S	A	SK	YDS	TFL	YDS	QBH	NO	YDS	LG	TD	PD	FF	FR	TD	YDS	TK	S	A	FF	FR		S	A	W/L/T
09/11	Bills	S	2	2	0	0.0	0.0	0	0	0	0	0	0	0	0	0	0	0	0	0	0	0	0	0	0	0	W	22-16+
09/17	at Cowboys	P	4	3	1	0.0	0.0	0	0	0	0	0	0	0	0	0	0	0	0	0	0	0	0	0	0	L	10-30	
09/24	Patriots	S	7	6	1	0.0	0.0	0	0	0	0	0	0	0	1	0	0	0	0	0	0	0	0	0	0	L	10-15	
10/01	Chiefs	S	3	3	0	0.0	0.0	0	0	0	0	0	0	0	0	0	0	0	0	0	0	0	0	0	0	L	20-23	
10/08	at Broncos	P	0	0	0	0.0	0.0	0	0	0	0	0	0	0	0	0	0	0	0	0	0	0	0	0	0	W	31-21	
10/15	Eagles	P	0	0	0	0.0	0.0	0	0	0	0	0	0	0	0	0	0	0	0	0	0	0	0	0	0	W	20-14	
10/29	at Giants	P	0	0	0	0.0	0.0	0	0	0	0	0	0	0	0	0	0	0	0	0	0	0	0	0	0	W	13-10+	
11/06	Chargers	P	1	1	0	0.0	0.0	0	0	0	0	0	0	0	0	0	0	0	0	0	0	0	0	0	0	L	6-27	
11/12	at Raiders	P	0	0	0	0.0	0.0	0	0	0	0	0	0	0	0	0	0	0	0	0	0	0	0	0	0	L	12-16	
11/19	at Bills	P	4	2	2	0.0	0.0	0	0	0	0	0	0	0	0	0	0	0	0	0	0	0	0	0	0	L	6-32	
11/24	Dolphins	P	2	2	0	0.0	0.0	0	0	0	0	0	0	0	0	0	0	0	0	0	0	0	0	0	0	L	13-34	
12/03	Falcons																									L	8-13	
DID NOT PLAY																												
Went from <b>Jets</b> to <b>Texans</b> .																												
12/10	at Jets	P	0	0	0	0.0	0.0	0	0	0	0	0	0	0	0	0	0	0	0	0	0	0	1	0	0	L	6-30	
12/17	at Titans	P	1	1	0	0.0	0.0	0	0	0	0	0	0	0	0	0	0	0	0	0	0	0	0	0	0	0	W	19-16+
12/24	Browns	P	4	3	1	0.0	0.0	0	0	0	0	0	0	0	0	0	0	0	0	0	0	0	0	0	0	L	22-36	
12/31	Titans	P	0	0	0	0.0	0.0	0	0	0	0	0	0	0	0	0	0	0	0	0	0	0	0	0	0	W	26-3	
01/06	at Colts	P	0	0	0	0.0	0.0	0	0	0	0	0	0	0	0	0	0	0	0	0	0	0	0	0	0	W	23-19	
<b>2023 TOTALS</b>			<b>16-3</b>	<b>28</b>	<b>23</b>	<b>5</b>	<b>0.0</b>	<b>0.0</b>	<b>0</b>	<b>0</b>	<b>0</b>	<b>0</b>	<b>0</b>	<b>0</b>	<b>1</b>	<b>0</b>	<b>0</b>	<b>0</b>	<b>0</b>	<b>0</b>	<b>0</b>	<b>0</b>	<b>0</b>	<b>0</b>	<b>1</b>	<b>0</b>	<b>0</b>	<b>7-10</b>

+ - Overtime

**2023 GAME-BY-GAME POSTSEASON STATISTICS (TEXANS)**



DATE	OPPONENT	P/S	TACKLES							INTERCEPTIONS					O. FUMB				ST				MISC		SCORE			
			TK	S	A	SK	YDS	TFL	YDS	QBH	NO	YDS	LG	TD	PD	FF	FR	TD	YDS	TK	S	A	FF	FR		S	A	W/L
01/13	Browns	P	1	1	0	0.0	0.0	0	0	0	0	0	0	0	0	0	0	0	0	0	0	0	0	0	0	0	W	45-14
01/20	at Ravens	P	0	0	0	0.0	0.0	0	0	0	0	0	0	0	0	0	0	0	0	0	0	0	0	0	0	0	L	10-34
<b>2023 TOTALS</b>			<b>2-0</b>	<b>1</b>	<b>1</b>	<b>0</b>	<b>0.0</b>	<b>0.0</b>	<b>0</b>	<b>0</b>	<b>0</b>	<b>0</b>	<b>0</b>	<b>0</b>	<b>0</b>	<b>0</b>	<b>0</b>	<b>0</b>	<b>0</b>	<b>0</b>	<b>0</b>	<b>0</b>	<b>0</b>	<b>0</b>	<b>0</b>	<b>0</b>	<b>1-1</b>	





## C.J. BEATHARD | 3

**POSITION:** QUARTERBACK  
**HT:** 6-2 | **WT:** 215 | **DOB:** 11-16-1993  
**COLLEGE:** IOWA  
**HOMETOWN:** FRANKLIN, TENN.  
**ACQ:** UFA (S.F.)-'21  
**EXP:** 8th YEAR

 @cjbeathard  
 @ceejaybeat\_hard

### KEY TRANSACTIONS

- Originally drafted by San Francisco in the third round (107th overall) in the 2017 Draft
- Signed by Jacksonville as an unrestricted free agent on 3/24/21

### PRO

#### 2023 (Jaguars)

- Appeared in seven games (one start) and completed 40 passes on 53 attempts for 349 yards and one touchdown
- **12/31 vs. CAR:** Started at quarterback and completed 17 of 24 passes for 178 yards... Rushed three times for 24 yards
- **12/24 at T.B.:** Replaced Trevor Lawrence at quarterback in the fourth quarter after Lawrence left the game with a shoulder injury... Completed 11 of 15 passes for 94 yards and one touchdown... Rushed one time for six yards
- **12/4 vs. CIN:** Replaced Trevor Lawrence at quarterback in the fourth quarter after he left with an ankle injury... Completed nine passes on 10 attempts for 63 yards... Rushed for seven yards on one attempt

#### 2022 (Jaguars)

- Saw action in four games in 2022
- **1/1 at HOU:** Replaced QB Trevor Lawrence in the third quarter and completed five of eight passes for 29 yards

#### 2021 (Jaguars)

- Appeared in two games in 2021
- **11/7 vs. BUF:** Replaced QB Trevor Lawrence in the second quarter after Lawrence briefly left the game with an ankle injury... Finished the game 2-of-2 for 33 yards

#### 2020 (49ers)

- Appeared in six games (two starts) and completed 66 of 104 attempts for 787 yards and six TDs.

#### 2019 (49ers)

- Did not play

#### 2018 (49ers)

- Played in six games (five starts) and completed 102 of 169 attempts for 1,252 yards and eight TDs
- **9/30 at LAC:** Completed 23 of 37 attempts for 298 yards and tied his career high with two TDs

#### 2017 (49ers)

- Played in seven games (five starts) and completed 123 of 224 attempts for 1,430 yards and four TDs. Set the single-season franchise record for attempts (224), completions (123) and passing yards (1,430) by a rookie quarterback
- Added 26 carries for 136 yards and three TDs rushing
- His three rushing TDs set the single-season franchise record for rushing TDs by a rookie quarterback

### COLLEGE

- In four seasons with Iowa, played in 41 games (28 starts) and completed 454 of 782 attempts for 5,562 yards, 40 TDs and 19 INTs
- Finished his collegiate career ranked sixth in school history in career TD passes (40), seventh in completions (454) and attempts (782) and eighth in passing yards (5,562)
- In 2016, he was named a captain and earned Academic All-Big Ten and honorable mention All-Big Ten honors
- As a junior, he was named the team's Most Valuable Player (offense) and was named a captain
- Also earned Second-Team All-Big Ten honors, the "Extra Heartbeat" Award (offense) and Players' Choice Award (offense)

### PERSONAL

- Attended Battle Ground Academy (Franklin, Tenn.) and led the state of Tennessee in passing yards, completions and TDs as a junior and senior
- Earned first-team all-state honors and was runner-up for the "Mr. Football Award" in Tennessee as a senior
- Four-year letterman in both football and baseball
- Born Casey Jarrett Beathard





- Majored in leisure studies (recreation and sport business) at Iowa
- Has one daughter named Lyla and is expecting another child in January with his wife Madelyn
- His dad Casey Beathard is a country music songwriter and his brother Tucker is a country music singer
- His grandfather Bobby Beathard was inducted into the Pro Football Hall of Fame in 2018 for his role as the GM of the Commanders and Chargers.... In 38 seasons as an NFL executive, he appeared in seven super bowls winning four

### C.J. BEATHARD'S NFL REGULAR SEASON PASSING STATISTICS

DATE	TEAM	GP	GS	ATT.	CMP.	PCT.	YDS	AVG.	TD	INT.	LG	SK	LST	RATE
2017	49ers	7	5	224	123	54.9	1,430	6.4	4	6	83t	19	141	69.2
2018	49ers	6	5	169	102	60.4	1,252	7.4	8	7	82t	18	156	81.8
2019	49ers	0	0	0	0	0.0	0	0.0	0	0	0	0	0	0.0
2020	49ers	6	2	104	66	63.5	787	7.6	6	0	49t	9	71	105.7
2021	Jaguars	2	0	2	2	100.0	33	16.5	0	0	28	0	0	118.8
2022	Jaguars	4	0	11	7	63.6	35	3.2	0	1	11	1	5	30.5
2023	Jaguars	7	1	53	40	75.5	349	6.6	1	0	48	6	27	98.7
<b>TOTALS</b>		<b>32</b>	<b>13</b>	<b>563</b>	<b>340</b>	<b>60.4</b>	<b>3,886</b>	<b>6.9</b>	<b>19</b>	<b>14</b>	<b>83T</b>	<b>53</b>	<b>400</b>	<b>82.1</b>

### C.J. BEATHARD'S NFL POSTSEASON PASSING STATISTICS

DATE	TEAM	GP	GS	ATT.	CMP.	PCT.	YDS	AVG.	TD	INT.	LG	SK	LST	RATE
2019	49ers	0	0	0	0	0.0	0	0.0	0	0	0	0	0	0.0
2022	Jaguars	0	0	0	0	0.0	0	0.0	0	0	0	0	0	0.0
<b>TOTALS</b>		<b>0</b>	<b>0</b>	<b>0</b>	<b>0</b>	<b>0.0</b>	<b>0</b>	<b>0.0</b>	<b>0</b>	<b>0</b>	<b>0</b>	<b>0</b>	<b>0</b>	<b>0.0</b>

### C.J. BEATHARD'S NFL REGULAR SEASON RUSHING STATISTICS

DATE	TEAM	NO.	YDS.	AVG.	LG	TD
2017	49ers	26	136	5.2	16	3
2018	49ers	19	69	3.6	13	1
2019	49ers	0	0	0.0	0	0
2020	49ers	6	28	4.7	17	0
2021	Jaguars	1	2	2.0	2	0
2022	Jaguars	4	-4	-1.0	0	0
2023	Jaguars	8	35	4.4	19	0
<b>TOTALS</b>		<b>64</b>	<b>266</b>	<b>4.2</b>	<b>19</b>	<b>4</b>

### C.J. BEATHARD'S NFL POSTSEASON RUSHING STATISTICS

DATE	TEAM	NO.	YDS.	AVG.	LG	TD
2019	49ers	0	0	0.0	0	0
2022	Jaguars	0	0	0.0	0	0
<b>TOTALS</b>		<b>0</b>	<b>0</b>	<b>0.0</b>	<b>0</b>	<b>0</b>

### C.J. BEATHARD'S NFL REGULAR SEASON PASSING/RUSHING STATISTICS

DATE	TEAM	GP	GS	PASSING											RUSHING				
				ATT.	CMP.	PCT.	YDS	AVG.	TD	INT.	LG	SK	LST	RATE	NO.	YDS.	AVG.	LG	TD
2017	49ers	7	5	224	123	54.9	1,430	6.4	4	6	83t	19	141	69.2	26	136	5.2	16	3
2018	49ers	6	5	169	102	60.4	1,252	7.4	8	7	82t	18	156	81.8	19	69	3.6	13	1
2019	49ers	0	0	0	0	0.0	0	0.0	0	0	0	0	0	0.0	0	0	0.0	0	0
2020	49ers	6	2	104	66	63.5	787	7.6	6	0	49t	9	71	105.7	6	28	4.7	17	0
2021	Jaguars	2	0	2	2	100.0	33	16.5	0	0	28	0	0	118.8	1	2	2.0	2	0
2022	Jaguars	4	0	11	7	63.6	35	3.2	0	1	11	1	5	30.5	4	-4	-1.0	0	0
2023	Jaguars	7	1	53	40	75.5	349	6.6	1	0	48	6	27	98.7	8	35	4.4	19	0
<b>TOTALS</b>		<b>32</b>	<b>13</b>	<b>563</b>	<b>340</b>	<b>60.4</b>	<b>3,886</b>	<b>6.9</b>	<b>19</b>	<b>14</b>	<b>83T</b>	<b>53</b>	<b>400</b>	<b>82.1</b>	<b>64</b>	<b>266</b>	<b>4.2</b>	<b>19</b>	<b>4</b>

### C.J. BEATHARD'S NFL POSTSEASON PASSING/RUSHING STATISTICS

DATE	TEAM	GP	GS	PASSING											RUSHING				
				ATT.	CMP.	PCT.	YDS	AVG.	TD	INT.	LG	SK	LST	RATE	NO.	YDS.	AVG.	LG	TD
2019	49ers	0	0	0	0	0.0	0	0.0	0	0	0	0	0	0.0	0	0	0.0	0	0
2022	Jaguars	0	0	0	0	0.0	0	0.0	0	0	0	0	0	0.0	0	0	0.0	0	0
<b>TOTALS</b>		<b>0</b>	<b>0</b>	<b>0</b>	<b>0</b>	<b>0.0</b>	<b>0</b>	<b>0.0</b>	<b>0</b>	<b>0</b>	<b>0</b>	<b>0</b>	<b>0</b>	<b>0.0</b>	<b>0</b>	<b>0</b>	<b>0.0</b>	<b>0</b>	<b>0</b>



**SINGLE-GAME HIGHS: QUARTERBACK**

<b>Pass Attempts</b>	54 vs. Arizona Cardinals, Oct 07, 2018 51 vs. Arizona Cardinals, Nov 05, 2017	<b>Passer Rating</b>	125.4 at Arizona Cardinals, Dec 26, 2020 123.4 vs. New York Giants, Nov 12, 2017
<b>Pass Completions</b>	34 vs. Arizona Cardinals, Oct 07, 2018 25 vs. Seattle Seahawks, Jan 03, 2021	<b>Rush Attempts</b>	7 at Los Angeles Chargers, Sep 30, 2018 6 vs. Seattle Seahawks, Nov 26, 2017 ...1 more at 6.
<b>Yards Passing</b>	349 vs. Arizona Cardinals, Oct 07, 2018 298 at Los Angeles Chargers, Sep 30, 2018	<b>Rushing Yards</b>	40 at Philadelphia Eagles, Oct 29, 2017 30 vs. Dallas Cowboys, Oct 22, 2017
<b>TD Passes</b>	3 at Arizona Cardinals, Dec 26, 2020 2 at Green Bay Packers, Oct 15, 2018 ...3 more at 2.	<b>Rushing Average</b>	2.7 at Los Angeles Chargers, Sep 30, 2018
<b>Long Passes</b>	83t vs. New York Giants, Nov 12, 2017 82t at Los Angeles Chargers, Sep 30, 2018	<b>Longest Runs</b>	19 vs. Carolina Panthers, Dec 31, 2023 17 at Arizona Cardinals, Dec 26, 2020
<b>Completion Percentage</b>	76.0 vs. New York Giants, Nov 12, 2017 73.7 vs. Philadelphia Eagles, Oct 04, 2020	<b>Rushing TDs</b>	1 vs. Arizona Cardinals, Oct 07, 2018 1 vs. New York Giants, Nov 12, 2017 ...2 more at 1.

**300-YARD PASSING GAMES (1): REGULAR SEASON**

DATE	TEAM	NO.	YDS.	AVG.	LG	TD
10/07/18	CARDINALS	34	349	10.3	45	2

**2023 GAME-BY-GAME REGULAR-SEASON STATISTICS (JAGUARS)**

DATE	OPPONENT	P/S	PASSING											RUSHING				W/L	SCORE		
			ATT	CMP	YDS	PCT	Y/A	Y/C	TD	INT	LG	SK/YD	RATE	ATT	YDS	LG	TD				
09/10	at Colts																			W	31-21
09/17	Chiefs																			L	9-17
09/24	Texans	P	2	2	9	100.0	4.5	4.5	0	0	6	0/0	85.4	0	0	0	0		L	17-37	
10/01	Falcons																		W	23-7	
10/08	at Bills																		W	25-20	
10/15	Colts	P	0	0	0	0.0	0.0	0.0	0	0	0	0/0	0.0	3	-2	0	0		W	37-20	
10/19	at Saints																		W	31-24	
10/29	at Steelers																		W	20-10	
11/12	49ers	P	2	1	5	50.0	2.5	5.0	0	0	5	0/0	56.2	0	0	0	0		L	3-34	
11/19	Titans	P	0	0	0	0.0	0.0	0.0	0	0	0	0/0	0.0	0	0	0	0		W	34-14	
11/26	at Texans																		W	24-21	
12/04	Bengals	P	10	9	63	90.0	6.3	7.0	0	0	19	2/2	92.9	1	7	7	0		L	31-34+	
12/10	at Browns																		L	27-31	
12/17	Ravens																		L	7-23	
12/24	at Buccaneers	P	15	11	94	73.3	6.3	8.5	1	0	15	1/9	111.5	1	6	6	0		L	12-30	
12/31	Panthers	S	24	17	178	70.8	7.4	10.5	0	0	48	3/16	92.0	3	24	19	0		W	26-0	
01/07	at Titans																		L	20-28	
<b>2023 TOTALS</b>		<b>7-1</b>	<b>53</b>	<b>40</b>	<b>349</b>	<b>75.5</b>	<b>6.6</b>	<b>8.7</b>	<b>1</b>	<b>0</b>	<b>48</b>	<b>6/27</b>	<b>98.7</b>	<b>8</b>	<b>35</b>	<b>19</b>	<b>0</b>	<b>9-8</b>			

+ - Overtime





# TANK BIGSBY | 4

**POSITION:** RUNNING BACK  
**HT:** 5-11 | **WT:** 215 | **DOB:** 8-30-2002  
**COLLEGE:** AUBURN  
**HOMETOWN:** LAGRANGE, GA.  
**ACQ:** D3-'23  
**EXP:** 2nd YEAR

tank\_bigsby  
 tank\_bigsby

## KEY TRANSACTIONS

- Originally drafted by Jacksonville in the third round (88th overall) of the 2023 Draft

## PRO

### 2023 (Jaguars)

- Saw action in all 17 regular season games... Recorded 50 rushing attempts for 132 yards and two touchdowns... He also saw action on special teams tallying four kick returns for 99 yards
- 1/7 at TEN:** Rushed three times for 16 yards and returned four kicks for 99 yards... His 99 single-game kick return yards ranked third-most among rookies
- 12/31 vs. CAR:** Rushed 10 times for 32 yards setting a career-high in both rushing attempts and rushing yards... saw action on special teams
- 9/10 at IND:** Recorded 13 yards and a touchdown on seven attempts in NFL debut

## COLLEGE

- Recorded 2,903 rushing yards, 25 touchdowns, and 13 career 100-yard games while at Auburn
- Rushed for a career-high 192 yards on 12/12/20 at Mississippi State
- Recorded a career-high 268 all-purpose yards on 10/10/20 at Arkansas
- Was the 2020 SEC Freshman of the Year

## PERSONAL

- Given name is Cartavious
- His mother gave him the nickname Tank when he was seven years old
- Was one of 45 drafted players to attend the NFL Players Association Rookie Premiere in 2023
- Favorite movie is Friday

### TANK BIGSBY'S NFL REGULAR SEASON RUSHING/RECEIVING STATISTICS

DATE	TEAM	RUSHING							RECEIVING				
		GP	GS	NO.	YDS.	AVG.	LG	TD	NO.	YDS.	AVG.	LG	TD
2023	Jaguars	17	0	50	132	2.6	12	2	1	6	6.0	6	0
<b>NFL TOTALS</b>		<b>17</b>	<b>0</b>	<b>50</b>	<b>132</b>	<b>2.6</b>	<b>12</b>	<b>2</b>	<b>1</b>	<b>6</b>	<b>6.0</b>	<b>6</b>	<b>0</b>

### TANK BIGSBY'S NFL REGULAR SEASON RETURN STATISTICS

DATE	TEAM	KICKOFF RETURNS					PUNT RETURNS					
		RET.	YDS.	AVG.	LG	TD	NO.	FC	YDS.	AVG.	LG	TD
2023	Jaguars	4	99	24.8	31	0	0	0	0	0.0	0	0
<b>NFL TOTALS</b>		<b>4</b>	<b>99</b>	<b>24.8</b>	<b>31</b>	<b>0</b>	<b>0</b>	<b>0</b>	<b>0</b>	<b>0.0</b>	<b>0</b>	<b>0</b>

### SINGLE-GAME HIGHS: RUSHING/RECEIVING

<b>Rush Attempts</b>	10 vs. Carolina Panthers, Dec 31, 2023 9 vs. Tennessee Titans, Nov 19, 2023	<b>All-Purpose Yards</b>	115 at Tennessee Titans, Jan 07, 2024 32 vs. Carolina Panthers, Dec 31, 2023
<b>Rushing Yards</b>	32 vs. Carolina Panthers, Dec 31, 2023 21 vs. Tennessee Titans, Nov 19, 2023	<b>Kickoff Returns</b>	4 at Tennessee Titans, Jan 07, 2024
<b>Rushing Average</b>	3.2 vs. Carolina Panthers, Dec 31, 2023 2.3 vs. Tennessee Titans, Nov 19, 2023	<b>Kickoff Return Yards</b>	99 at Tennessee Titans, Jan 07, 2024
<b>Longest Runs</b>	12 vs. Carolina Panthers, Dec 31, 2023 9 at Pittsburgh Steelers, Oct 29, 2023 ...1 more at 9.	<b>Longest Kickoff Return</b>	31 at Tennessee Titans, Jan 07, 2024 28 at Tennessee Titans, Jan 07, 2024
<b>Rushing TDs</b>	1 vs. Houston Texans, Sep 24, 2023 1 at Indianapolis Colts, Sep 10, 2023	<b>Kickoff Return Average</b>	24.8 at Tennessee Titans, Jan 07, 2024
<b>Longest Receptions</b>	6 vs. Indianapolis Colts, Oct 15, 2023	<b>Most TDs</b>	1 vs. Houston Texans, Sep 24, 2023 1 at Indianapolis Colts, Sep 10, 2023





**2023 GAME-BY-GAME REGULAR-SEASON STATISTICS (JAGUARS)**

DATE	OPPONENT	P/S	RUSHING					RECEIVING					W/L	SCORE
			NO.	YDS.	AVG.	LG	TD	NO.	YDS.	AVG.	LG	TD		
09/10	at Colts	P	7	13	1.9	4	1	0	0	0.0	0	0	W	31-21
09/17	Chiefs	P	0	0	0.0	0	0	0	0	0.0	0	0	L	9-17
09/24	Texans	P	2	10	5.0	9	1	0	0	0.0	0	0	L	17-37
10/01	Falcons	P	3	10	3.3	6	0	0	0	0.0	0	0	W	23-7
10/08	at Bills	P	3	8	2.7	7	0	0	0	0.0	0	0	W	25-20
10/15	Colts	P	3	2	0.7	3	0	1	6	6.0	6	0	W	37-20
10/19	at Saints	P	2	2	1.0	2	0	0	0	0.0	0	0	W	31-24
10/29	at Steelers	P	3	9	3.0	9	0	0	0	0.0	0	0	W	20-10
11/12	49ers	P	3	5	1.7	3	0	0	0	0.0	0	0	L	3-34
11/19	Titans	P	9	21	2.3	6	0	0	0	0.0	0	0	W	34-14
11/26	at Texans	P	1	6	6.0	6	0	0	0	0.0	0	0	W	24-21
12/04	Bengals	P	0	0	0.0	0	0	0	0	0.0	0	0	L	31-34+
12/10	at Browns	P	0	0	0.0	0	0	0	0	0.0	0	0	L	27-31
12/17	Ravens	P	1	-2	-2.0	-2	0	0	0	0.0	0	0	L	7-23
12/24	at Buccaneers	P	0	0	0.0	0	0	0	0	0.0	0	0	L	12-30
12/31	Panthers	P	10	32	3.2	12	0	0	0	0.0	0	0	W	26-0
01/07	at Titans	P	3	16	5.3	8	0	0	0	0.0	0	0	L	20-28
<b>2023 TOTALS</b>		<b>17-0</b>	<b>50</b>	<b>132</b>	<b>2.6</b>	<b>12</b>	<b>2</b>	<b>1</b>	<b>6</b>	<b>6.0</b>	<b>6</b>	<b>0</b>	<b>9-8</b>	

+ - Overtime

**2023 GAME-BY-GAME REGULAR-SEASON STATISTICS (JAGUARS)**

DATE	OPPONENT	P/S	KICKOFF RETURNS					PUNT RETURNS					W/L	SCORE	
			RET	YDS	AVG	LG	TD	NO	FC	YDS	AVG	LG			TD
09/10	at Colts	P	0	0	0.0	0	0	0	0	0	0.0	0	0	W	31-21
09/17	Chiefs	P	0	0	0.0	0	0	0	0	0	0.0	0	0	L	9-17
09/24	Texans	P	0	0	0.0	0	0	0	0	0	0.0	0	0	L	17-37
10/01	Falcons	P	0	0	0.0	0	0	0	0	0	0.0	0	0	W	23-7
10/08	at Bills	P	0	0	0.0	0	0	0	0	0	0.0	0	0	W	25-20
10/15	Colts	P	0	0	0.0	0	0	0	0	0	0.0	0	0	W	37-20
10/19	at Saints	P	0	0	0.0	0	0	0	0	0	0.0	0	0	W	31-24
10/29	at Steelers	P	0	0	0.0	0	0	0	0	0	0.0	0	0	W	20-10
11/12	49ers	P	0	0	0.0	0	0	0	0	0	0.0	0	0	L	3-34
11/19	Titans	P	0	0	0.0	0	0	0	0	0	0.0	0	0	W	34-14
11/26	at Texans	P	0	0	0.0	0	0	0	0	0	0.0	0	0	W	24-21
12/04	Bengals	P	0	0	0.0	0	0	0	0	0	0.0	0	0	L	31-34+
12/10	at Browns	P	0	0	0.0	0	0	0	0	0	0.0	0	0	L	27-31
12/17	Ravens	P	0	0	0.0	0	0	0	0	0	0.0	0	0	L	7-23
12/24	at Buccaneers	P	0	0	0.0	0	0	0	0	0	0.0	0	0	L	12-30
12/31	Panthers	P	0	0	0.0	0	0	0	0	0	0.0	0	0	W	26-0
01/07	at Titans	P	4	99	24.8	31	0	0	0	0	0.0	0	0	L	20-28
<b>2023 TOTALS</b>		<b>17-0</b>	<b>4</b>	<b>99</b>	<b>24.8</b>	<b>31</b>	<b>0</b>	<b>0</b>	<b>0</b>	<b>0</b>	<b>0.0</b>	<b>0</b>	<b>0</b>	<b>9-8</b>	

+ - Overtime





# SHAWN BOWMAN | 49

POSITION: TIGHT END  
 HT: 6-4 | WT: 249 | DOB: 5-16-2000  
 COLLEGE: RUTGERS  
 HOMETOWN: BEAR, DEL.  
 ACQ: UDFA-'24  
 EXP: R

@NL\_shawn8  
 @sbow18\_

## KEY TRANSACTIONS

- Originally signed as an undrafted free agent with Jacksonville on 4/30/24

## COLLEGE

- Appeared in 13 games for Rutgers in 2023
- Was selected to the 2022 and 2021 Third Team All-CAA and was named to Phil Steele's Freshman All-American Second Team (2019)
- Prior to his time at Rutgers, he spent four years at Maine (2019-22) recording 86 receptions for 960 yards and 11 touchdowns

## PERSONAL

- Son of Lindsay and William Bowman, brother to Derek and Billy Bowman
- Attended Howard High School (Wilmington, Del.) where he was a dual sport athlete (football and basketball)

### SHAWN BOWMAN'S COLLEGE RUSHING/RECEIVING STATISTICS

DATE	TEAM	GP	GS	RUSHING					RECEIVING				
				NO.	YDS.	AVG.	LG	TD	NO.	YDS.	AVG.	LG	TD
2019	Maine	11	10	0	0	0.0	0	0	22	219	10.0	36	1
2020	Maine	4	4	2	0	0.0	0	0	9	82	9.1	15	1
2021	Maine	11	11	0	0	0.0	0	0	24	282	11.8	27	4
2022	Maine	9	8	0	0	0.0	0	0	31	377	12.2	42	5
2023	Rutgers	13	4	0	0	0.0	0	0	4	24	6.0	9	0
<b>TOTALS</b>		<b>48</b>	<b>37</b>	<b>2</b>	<b>0</b>	<b>0.0</b>	<b>0</b>	<b>0</b>	<b>90</b>	<b>984</b>	<b>10.9</b>	<b>42</b>	<b>11</b>

### COLLEGE 2023 GAME-BY-GAME STATISTICS (RUTGERS)

DATE	OPPONENT	P/S	RUSHING					RECEIVING					W/L	SCORE
			NO.	YDS.	AVG.	LG	TD	NO.	YDS.	AVG.	LG	TD		
09/03	Northwestern	P	0	0	0.0	0	0	0	0	0.0	0	0	W	24-7
09/09	Temple	P	0	0	0.0	0	0	0	0	0.0	0	0	W	36-7
09/16	Virginia Tech	S	0	0	0.0	0	0	0	0	0.0	0	0	W	35-16
09/23	at Michigan	P	0	0	0.0	0	0	0	0	0.0	0	0	L	7-31
09/30	Wagner	P	0	0	0.0	0	0	1	6	6.0	6	0	W	52-3
10/07	at Wisconsin	P	0	0	0.0	0	0	0	0	0.0	0	0	L	13-24
10/14	Michigan St.	P	0	0	0.0	0	0	0	0	0.0	0	0	W	27-24
10/21	at Indiana	P	0	0	0.0	0	0	0	0	0.0	0	0	W	31-14
11/04	Ohio St.	P	0	0	0.0	0	0	0	0	0.0	0	0	L	16-35
11/11	at Iowa	P	0	0	0.0	0	0	0	0	0.0	0	0	L	0-22
11/18	at Penn St.	S	0	0	0.0	0	0	0	0	0.0	0	0	L	6-27
11/25	Maryland	S	0	0	0.0	0	0	3	18	6.0	9	0	L	24-42
12/28	at Miami (FL)	S	0	0	0.0	0	0	0	0	0.0	0	0	W	31-24
<b>2023 TOTALS</b>		<b>13-4</b>	<b>0</b>	<b>0</b>	<b>0.0</b>	<b>0</b>	<b>0</b>	<b>4</b>	<b>24</b>	<b>6.0</b>	<b>9</b>	<b>0</b>	<b>7-6</b>	





# CHRISTIAN BRASWELL | 21

**POSITION:** CORNERBACK  
**HT:** 5-11 | **WT:** 185 | **DOB:** 9-27-1999  
**COLLEGE:** RUTGERS  
**HOMETOWN:** WASHINGTON, D.C.  
**ACQ:** D6-'23  
**EXP:** 2nd YEAR

Twitter: cb6\_\_\_\_  
 Instagram: cb6\_\_\_\_

## KEY TRANSACTIONS

- Originally drafted by Jacksonville in the sixth round (202nd overall) of the 2023 Draft

## PRO

### 2023 (Jaguars)

- Saw action on special teams in the first three games of the season before being placed on the injured reserve list

## COLLEGE

- Began his career at Temple where he appeared in 30 games and recorded 61 total tackles (52 solo)
- Played his final year at Rutgers, appearing in all 12 games with five starts
- Recorded 37 total tackles (25 solo), 14 passes defensed, and three interceptions with one returned for a touchdown for the Scarlet Knights

## PERSONAL

- Studied Education Culture and Society in graduate school
- Majored in Exercise and Sport Science
- Favorite athletes growing up were Patrick Peterson and Allen Iverson

## CHRISTIAN BRASWELL'S NFL REGULAR SEASON DEFENSIVE STATISTICS

DATE	TEAM	GP	TACKLES							INTERCEPTIONS							O. FUMB					ST				MISC	
			GS	TK	S	A	TFL	YDS	SK	YDS	QBH	NO	YDS	LG	TD	PD	FF	FR	TD	YDS	TK	S	A	FF	FR	S	A
2023	Jaguars	3	0	0	0	0	0	0	0.0	0.0	0	0	0	0	0	0	0	0	0	0	0	0	0	0	0	0	0
<b>NFL TOTALS</b>		<b>3</b>	<b>0</b>	<b>0</b>	<b>0</b>	<b>0</b>	<b>0</b>	<b>0</b>	<b>0.0</b>	<b>0.0</b>	<b>0</b>	<b>0</b>	<b>0</b>	<b>0</b>	<b>0</b>	<b>0</b>	<b>0</b>	<b>0</b>	<b>0</b>	<b>0</b>	<b>0</b>	<b>0</b>	<b>0</b>	<b>0</b>	<b>0</b>	<b>0</b>	

## 2023 GAME-BY-GAME REGULAR-SEASON STATISTICS (JAGUARS)

DATE	OPPONENT	P/S	TACKLES							INTERCEPTIONS							O. FUMB					ST				MISC		W/L	SCORE
			TK	S	A	SK	YDS	TFL	YDS	QBH	NO	YDS	LG	TD	PD	FF	FR	TD	YDS	TK	S	A	FF	FR	S	A			
09/10	at Colts		ON INACTIVE LIST																									W	31-21
09/17	Chiefs	P	0	0	0	0.0	0.0	0	0	0	0	0	0	0	0	0	0	0	0	0	0	0	0	0	0	0	0	L	9-17
09/24	Texans	P	0	0	0	0.0	0.0	0	0	0	0	0	0	0	0	0	0	0	0	0	0	0	0	0	0	0	L	17-37	
10/01	Falcons	P	0	0	0	0.0	0.0	0	0	0	0	0	0	0	0	0	0	0	0	0	0	0	0	0	0	0	W	23-7	
10/08	at Bills		ON INACTIVE LIST																									W	25-20
10/15	Colts		INJURED RESERVE																									W	37-20
10/19	at Saints		INJURED RESERVE																									W	31-24
10/29	at Steelers		INJURED RESERVE																									W	20-10
11/12	49ers		INJURED RESERVE																									L	3-34
11/19	Titans		INJURED RESERVE																									W	34-14
11/26	at Texans		INJURED RESERVE																									W	24-21
12/04	Bengals		INJURED RESERVE																									L	31-34+
12/10	at Browns		INJURED RESERVE - DESIGNATED FOR RETURN																									L	27-31
12/17	Ravens		INJURED RESERVE - DESIGNATED FOR RETURN																									L	7-23
12/24	at Buccaneers		INJURED RESERVE - DESIGNATED FOR RETURN																									L	12-30
12/31	Panthers		INJURED RESERVE - DESIGNATED FOR RETURN																									W	26-0
01/07	at Titans		INJURED RESERVE																									L	20-28
<b>2023 TOTALS</b>		<b>3-0</b>	<b>0</b>	<b>0</b>	<b>0</b>	<b>0.0</b>	<b>0.0</b>	<b>0</b>	<b>0</b>	<b>0</b>	<b>0</b>	<b>0</b>	<b>0</b>	<b>0</b>	<b>0</b>	<b>0</b>	<b>0</b>	<b>0</b>	<b>0</b>	<b>0</b>	<b>0</b>	<b>0</b>	<b>0</b>	<b>0</b>	<b>0</b>	<b>0</b>	<b>0</b>	<b>0</b>	<b>9-8</b>

+ - Overtime







# GARY BRIGHTWELL | 35

**POSITION:** RUNNING BACK  
**HT:** 6-1 | **WT:** 220 | **DOB:** 2-28-1998  
**COLLEGE:** ARIZONA  
**HOMETOWN:** CHESTER, PA.  
**ACQ:** FA-'24  
**EXP:** 4th YEAR

## KEY TRANSACTIONS

- Originally selected by the Giants in the sixth-round (196th pick overall) of the 2021 NFL Draft
- Signed to Jacksonville as an free agent on 8/3/24

## PRO

### 2023 (Giants)

- Appeared in seven games and recorded nine rush attempts for 19 yards and five receptions for 47 yards
- Placed on the injured/reserve list on 10/28

### 2022 (Giants)

- Appeared in all 17 games and recorded 31 rushing attempts for 141 yards and one touchdown... He also recorded five receptions for 39 yards... Recorded 26 kick returns for 555 yards
- 1/21 at PHI:** Recorded five kick returns for 130 yards (26.0 average)
- 12/11 vs. PHI:** Rushed five times for 23 yards

### 2021 (Giants)

- Appeared in 13 games and recorded one rushing attempt for one yard and one reception for six yards

## COLLEGE

- Played in 40 games with seven starts at Arizona
- After playing slot receiver as a freshman, Brightwell switched to running back and had 245 carries for 1,305 yards (5.3-yard avg.) and nine touchdowns
- As a senior in 2020, he started in all five of Arizona's games and was named All-Pac-12 honorable mention

## PERSONAL

- Majored in literacy, learning and leadership
- Hosted a youth football camp for children in his hometown of Chester, Pennsylvania
- Prior to his senior season he transferred to Baltimore's St. Frances Academy as a senior in 2016 and ran for 1,715 yards and averaged 6.7 yards a carry
- Began his prep career at St. George's Tech in Delaware, where he rushed for 1,309 yards during his junior season

### REGULAR SEASON COMPARISON: RECEIVING - TAMPA BAY BUCCANEERS

DATE	OPP	W/L	GP/GS	REC	YDS.	AVG.	TD	LG	TGTS	YAC
11/22/2	NYG @ TB	L	P	0	0	0	0	0	0	0
1										
<b>TOTALS</b>		<b>0/1</b>	<b>1/0</b>	<b>0</b>	<b>0</b>	<b>0</b>	<b>0</b>	<b>0</b>	<b>0</b>	<b>0</b>

### GARY BRIGHTWELL'S NFL REGULAR SEASON RUSHING/RECEIVING STATISTICS

DATE	TEAM	RUSHING							RECEIVING				
		GP	GS	NO.	YDS.	AVG.	LG	TD	NO.	YDS.	AVG.	LG	TD
2021	Giants	13	0	1	4	4.0	4	0	1	6	6.0	6	0
2022	Giants	17	0	31	141	4.5	25	1	5	39	7.8	12	0
2023	Giants	7	0	9	19	2.1	5	0	5	47	9.4	18	0
<b>NFL TOTALS</b>		<b>37</b>	<b>0</b>	<b>41</b>	<b>164</b>	<b>4.0</b>	<b>25</b>	<b>1</b>	<b>11</b>	<b>92</b>	<b>8.4</b>	<b>18</b>	<b>0</b>

### GARY BRIGHTWELL'S NFL POSTSEASON RUSHING/RECEIVING STATISTICS

DATE	TEAM	RUSHING							RECEIVING				
		GP	GS	NO.	YDS.	AVG.	LG	TD	NO.	YDS.	AVG.	LG	TD
2022	Giants	2	0	1	10	10.0	10	0	0	0	0.0	0	0
<b>NFL TOTALS</b>		<b>2</b>	<b>0</b>	<b>1</b>	<b>10</b>	<b>10.0</b>	<b>10</b>	<b>0</b>	<b>0</b>	<b>0</b>	<b>0.0</b>	<b>0</b>	<b>0</b>



**GARY BRIGHTWELL'S NFL REGULAR SEASON RETURN STATISTICS**

DATE	TEAM	KICKOFF RETURNS					PUNT RETURNS					
		RET.	YDS.	AVG.	LG	TD	NO.	FC	YDS.	AVG.	LG	TD
2021	Giants	0	0	0.0	0	0	0	0	0	0.0	0	0
2022	Giants	26	555	21.3	47	0	0	0	0	0.0	0	0
2023	Giants	0	0	0.0	0	0	0	0	0	0.0	0	0
<b>NFL TOTALS</b>		<b>26</b>	<b>555</b>	<b>21.3</b>	<b>47</b>	<b>0</b>	<b>0</b>	<b>0</b>	<b>0</b>	<b>0.0</b>	<b>0</b>	<b>0</b>

**GARY BRIGHTWELL'S NFL POSTSEASON RETURN STATISTICS**

DATE	TEAM	KICKOFF RETURNS					PUNT RETURNS					
		RET.	YDS.	AVG.	LG	TD	NO.	FC	YDS.	AVG.	LG	TD
2022	Giants	6	149	24.8	30	0	0	0	0	0.0	0	0
<b>NFL TOTALS</b>		<b>6</b>	<b>149</b>	<b>24.8</b>	<b>30</b>	<b>0</b>	<b>0</b>	<b>0</b>	<b>0</b>	<b>0.0</b>	<b>0</b>	<b>0</b>

**SINGLE-GAME HIGHS: RUSHING/RECEIVING**

<b>Rush Attempts</b>	11 at Philadelphia Eagles, Jan 08, 2023 5 vs. Indianapolis Colts, Jan 01, 2023 ...2 more at 5.	<b>All-Purpose Yards</b>	127 at Philadelphia Eagles, Jan 08, 2023 99 vs. Philadelphia Eagles, Dec 11, 2022
<b>Rushing Yards</b>	60 at Philadelphia Eagles, Jan 08, 2023 31 at Dallas Cowboys, Nov 24, 2022	<b>Kickoff Returns</b>	3 vs. Philadelphia Eagles, Dec 11, 2022 3 vs. Detroit Lions, Nov 20, 2022 ...2 more at 3.
<b>Rushing Average</b>	5.5 at Philadelphia Eagles, Jan 08, 2023	<b>Kickoff Return Yards</b>	64 at Philadelphia Eagles, Jan 08, 2023 63 at Seattle Seahawks, Oct 30, 2022
<b>Longest Runs</b>	25 at Philadelphia Eagles, Jan 08, 2023 17 at Philadelphia Eagles, Jan 08, 2023	<b>Longest Kickoff Return</b>	47 vs. Baltimore Ravens, Oct 16, 2022 40 at Philadelphia Eagles, Jan 08, 2023
<b>Rushing TDs</b>	1 at Green Bay Packers, Oct 09, 2022	<b>Kickoff Return Average</b>	21.0 at Seattle Seahawks, Oct 30, 2022 19.3 vs. Philadelphia Eagles, Dec 11, 2022
<b>Receptions</b>	2 at San Francisco 49ers, Sep 21, 2023 2 vs. Dallas Cowboys, Sep 10, 2023 ...2 more at 2.	<b>Special Teams Tackles</b>	3 vs. Atlanta Falcons, Sep 26, 2021 1 vs. Carolina Panthers, Sep 18, 2022 ...6 more at 1.
<b>Receiving Yards</b>	31 at San Francisco 49ers, Sep 21, 2023 18 vs. Philadelphia Eagles, Dec 11, 2022 ...1 more at 18.	<b>Most TDs</b>	1 at Green Bay Packers, Oct 09, 2022
<b>Longest Receptions</b>	18 at San Francisco 49ers, Sep 21, 2023 13 at San Francisco 49ers, Sep 21, 2023		

**SINGLE-GAME HIGHS - POSTSEASON: RUSHING/RECEIVING**

<b>Rushing Yards</b>	10 at Philadelphia Eagles, Jan 21, 2023	<b>Kickoff Return Yards</b>	130 at Philadelphia Eagles, Jan 21, 2023 19 at Minnesota Vikings, Jan 15, 2023
<b>Longest Runs</b>	10 at Philadelphia Eagles, Jan 21, 2023	<b>Longest Kickoff Return</b>	30 at Philadelphia Eagles, Jan 21, 2023 28 at Philadelphia Eagles, Jan 21, 2023
<b>All-Purpose Yards</b>	140 at Philadelphia Eagles, Jan 21, 2023 19 at Minnesota Vikings, Jan 15, 2023	<b>Kickoff Return Average</b>	26.0 at Philadelphia Eagles, Jan 21, 2023
<b>Kickoff Returns</b>	5 at Philadelphia Eagles, Jan 21, 2023 1 at Minnesota Vikings, Jan 15, 2023		

**2023 GAME-BY-GAME REGULAR-SEASON STATISTICS (GIANTS)**

DATE	OPPONENT	P/S	RUSHING					RECEIVING					W/L	SCORE	
			NO.	YDS.	AVG.	LG	TD	NO.	YDS.	AVG.	LG	TD			
09/10	Cowboys	P	1	5	5.0	5	0	2	6	3.0	9	0	L	0-40	
09/17	at Cardinals	P	0	0	0.0	0	0	0	0	0.0	0	0	W	31-28	
09/21	at 49ers	P	4	5	1.3	2	0	2	31	15.5	18	0	L	12-30	
10/02	Seahawks	P	4	9	2.3	4	0	1	10	10.0	10	0	L	3-24	
10/08	at Dolphins	P	0	0	0.0	0	0	0	0	0.0	0	0	L	16-31	
10/15	at Bills	P	0	0	0.0	0	0	0	0	0.0	0	0	L	9-14	
10/22	Commanders	P	0	0	0.0	0	0	0	0	0.0	0	0	W	14-7	
10/29	Jets												L	10-13+	
11/05	at Raiders												L	6-30	
11/12	at Cowboys												L	17-49	
11/19	at Commanders												W	31-19	
11/26	Patriots												W	10-7	
12/11	Packers												W	24-22	
12/17	at Saints												L	6-24	
12/25	at Eagles												L	25-33	
12/31	Rams												L	25-26	
01/07	Eagles												W	27-10	
<b>2023 TOTALS</b>			<b>7-0</b>	<b>9</b>	<b>19</b>	<b>2.1</b>	<b>5</b>	<b>0</b>	<b>5</b>	<b>47</b>	<b>9.4</b>	<b>18</b>	<b>0</b>	<b>6-11</b>	

+ - Overtime





# MONTARIC BROWN | 30

**POSITION:** CORNERBACK  
**HT:** 6-0 | **WT:** 190 | **DOB:** 8-24-1999  
**COLLEGE:** ARKANSAS  
**HOMETOWN:** ASHDOWN, ARK.  
**ACQ:** D7-'22  
**EXP:** 3rd YEAR

lockdown\_2121  
 montaric\_brown

## KEY TRANSACTIONS

- Originally selected by Jacksonville in the seventh round (222nd overall) in the 2022 draft

## PRO

### 2023 (Jaguars)

- Played in 12 games (six starts) and recorded 34 tackles (25 solo) and four passes defended
- 12/10 at CLE:** Started at cornerback and posted a single-game career-high seven solo tackles and one pass defended... Saw action on special teams
- 11/19 vs. TEN:** Started at cornerback and recorded six total tackles (four solo) with one pass defended... Saw action on special teams
- 10/19 at N.O.:** Started at cornerback and posted four total tackles (three solo) and two passes defended... His pass defended on fourth-and-sixth with 25 seconds left in the game sealed the victory for the Jaguars... Saw action on special teams

### 2022 (Jaguars)

- Saw action in eight games with one start posting five tackles (four solo) on defense and one special teams tackle
- 11/13 at K.C.:** Saw action on defense and special teams and recorded a career-high three solo tackles
- 11/6 vs. L.V.:** Saw action on defense and posted two total tackles and saw action on special teams
- 9/25 at LAC:** Saw action on four special teams snaps in his regular-season NFL debut

## COLLEGE

- Started all 13 games for the Razorbacks in his final season leading the Southeastern Conference with five interceptions and making 54 total tackles to earn First-Team All-SEC honors... His five interceptions were the most by a Razorback since Tramain Thomas in 2011
- As a junior, played and started in eight games at cornerback... Logged 31 tackles (20 solo) with 2.0 tackles for loss, one interception and one forced fumble... Led the team with six passes broken up
- Started all 10 games at cornerback he played in for the Razorbacks in 2019... Totaled 760 plays, according to Pro Football Focus, with 659 snaps on defense, also seeing time on Arkansas' various special teams units... Recorded 39 total tackles, 25 solo, with one for loss, as well as three pass breakups, an interception and a fumble recovery
- Played in 11 games, starting three for the Razorbacks as a freshman... Recorded nine tackles, eight unassisted, with one pass breakup

## PERSONAL

- No. 1 ranked player in Arkansas after his senior year of high school
- Chose Arkansas over Alabama, Auburn, LSU, Oklahoma, Oklahoma State, Baylor and Missouri
- His favorite athlete growing up was Sean Taylor

## MONTARIC BROWN'S NFL REGULAR SEASON DEFENSIVE STATISTICS

DATE	TEAM	GP	TACKLES										INTERCEPTIONS						O. FUMB				ST				MISC				
			GS	TK	S	A	TFL	YDS	SK	YDS	QBH	NO	YDS	LG	TD	PD	FF	FR	TD	YDS	TK	S	A	FF	FR	S	A				
2022	Jaguars	8	1	5	4	1	0	0	0.0	0.0	0	0	0	0	0	0	0	0	0	0	0	0	0	0	1	0	1	0	0	0	0
2023	Jaguars	12	6	34	25	9	0	0	0.0	0.0	0	0	0	0	0	4	0	0	0	0	0	0	0	0	0	0	0	0	0	0	
<b>NFL TOTALS</b>		<b>20</b>	<b>7</b>	<b>39</b>	<b>29</b>	<b>10</b>	<b>0</b>	<b>0</b>	<b>0.0</b>	<b>0.0</b>	<b>0</b>	<b>0</b>	<b>0</b>	<b>0</b>	<b>0</b>	<b>4</b>	<b>0</b>	<b>0</b>	<b>0</b>	<b>0</b>	<b>0</b>	<b>0</b>	<b>0</b>	<b>1</b>	<b>0</b>	<b>1</b>	<b>0</b>	<b>0</b>	<b>0</b>	<b>0</b>	

### SINGLE-GAME HIGHS: DEFENSIVE

<b>Total Tackles</b>	7 at Cleveland Browns, Dec 10, 2023 6 vs. Tennessee Titans, Nov 19, 2023	<b>Passes Defended</b>	2 at New Orleans Saints, Oct 19, 2023 1 at Cleveland Browns, Dec 10, 2023 ...1 more at 1.
<b>Solo Tackles</b>	7 at Cleveland Browns, Dec 10, 2023 4 vs. Baltimore Ravens, Dec 17, 2023 ...2 more at 4.		





**2023 GAME-BY-GAME REGULAR-SEASON STATISTICS (JAGUARS)**

DATE	OPPONENT	P/S	TACKLES							INTERCEPTIONS					O. FUMB				ST				MISC		SCORE			
			TK	S	A	SK	YDS	TFL	YDS	QBH	NO	YDS	LG	TD	PD	FF	FR	TD	YDS	TK	S	A	FF	FR		S	A	W/L
09/10	at Colts	P	0	0	0	0.0	0.0	0	0	0	0	0	0	0	0	0	0	0	0	0	0	0	0	0	0	0	W	31-21
09/17	Chiefs	P	0	0	0	0.0	0.0	0	0	0	0	0	0	0	0	0	0	0	0	0	0	0	0	0	0	0	L	9-17
09/24	Texans										DID NOT PLAY (NON-INJURY)																L	17-37
10/01	Falcons										DID NOT PLAY (NON-INJURY)																W	23-7
10/08	at Bills	P	0	0	0	0.0	0.0	0	0	0	0	0	0	0	0	0	0	0	0	0	0	0	0	0	0	0	W	25-20
10/15	Colts	P	4	2	2	0.0	0.0	0	0	0	0	0	0	0	0	0	0	0	0	0	0	0	0	0	0	0	W	37-20
10/19	at Saints	S	4	3	1	0.0	0.0	0	0	0	0	0	0	0	2	0	0	0	0	0	0	0	0	0	0	0	W	31-24
10/29	at Steelers	S	3	1	2	0.0	0.0	0	0	0	0	0	0	0	0	0	0	0	0	0	0	0	0	0	0	0	W	20-10
11/12	49ers										ON INACTIVE LIST																L	3-34
11/19	Titans	S	6	4	2	0.0	0.0	0	0	0	0	0	0	0	1	0	0	0	0	0	0	0	0	0	0	0	W	34-14
11/26	at Texans	S	5	4	1	0.0	0.0	0	0	0	0	0	0	0	0	0	0	0	0	0	0	0	0	0	0	0	W	24-21
12/04	Bengals										ON INACTIVE LIST																L	31-34+
12/10	at Browns	S	7	7	0	0.0	0.0	0	0	0	0	0	0	0	1	0	0	0	0	0	0	0	0	0	0	0	L	27-31
12/17	Ravens	S	5	4	1	0.0	0.0	0	0	0	0	0	0	0	0	0	0	0	0	0	0	0	0	0	0	0	L	7-23
12/24	at Buccaneers	P	0	0	0	0.0	0.0	0	0	0	0	0	0	0	0	0	0	0	0	0	0	0	0	0	0	0	L	12-30
12/31	Panthers	P	0	0	0	0.0	0.0	0	0	0	0	0	0	0	0	0	0	0	0	0	0	0	0	0	0	0	W	26-0
01/07	at Titans										DID NOT PLAY (NON-INJURY)																L	20-28
<b>2023 TOTALS</b>			<b>12-6</b>	<b>34</b>	<b>25</b>	<b>9</b>	<b>0.0</b>	<b>0.0</b>	<b>0</b>	<b>0</b>	<b>0</b>	<b>0</b>	<b>0</b>	<b>0</b>	<b>4</b>	<b>0</b>	<b>0</b>	<b>0</b>	<b>0</b>	<b>0</b>	<b>0</b>	<b>0</b>	<b>0</b>	<b>0</b>	<b>0</b>	<b>0</b>	<b>9-8</b>	



+ - Overtime





# TEVAUGHN CAMPBELL | 29

**POSITION:** CORNERBACK  
**HT:** 6-0 | **WT:** 200 | **DOB:** 6-14-1993  
**COLLEGE:** REGINA  
**HOMETOWN:** TORONTO, CANADA  
**ACQ:** PS (L.V.)-'22  
**EXP:** 6th YEAR

 Te VaughnsC  
 tvscii

## KEY TRANSACTIONS

- Originally signed by the New York Jets as an undrafted free agent on 2/6/19
- Signed to the Los Angeles Chargers' practice squad on 9/11/19
- Signed by the Los Angeles Chargers on 12/30/19
- Signed to Las Vegas' practice squad on 10/17/22
- Signed by Jacksonville off the Raiders' practice squad on 10/26/22
- Signed to Jacksonville's practice squad on 8/30/23

## PRO

### 2023 (Jaguars)

- Spent most of the season on the practice squad and saw action in Weeks 7 and 8
- **10/29 at PIT:** Elevated from the practice squad... Saw action at cornerback and on special teams
- **10/19 at N.O.:** Elevated from the practice squad and saw action on special teams

### 2022 (Jaguars)

- Saw action in five regular-season games and both postseason games... He posted three solo tackles and returned one punt for four yards
- **1/14 vs. LAC:** Saw action on special teams and returned one punt for 4 yards
- **12/4 at DET:** Saw action on defense and special teams and recorded two solo tackles
- **11/27 vs. BAL:** Saw action on defense and special teams and recorded one solo tackle

### 2021 (Chargers)

- Totaled 30 tackles (22 solo), four passes defensed, two forced fumbles, and one fumble recovery in 16 games with seven starts

### 2020 (Chargers)

- Totaled 14 tackles (nine solo), one interception, one touchdown, three passes defensed and one forced fumble in 14 games with four starts

### 2019 (Chargers)

- Spent two games on the active roster and 12 weeks on the practice squad

## COLLEGE

- In the 2014-15 season, Campbell started the team's first seven Canada West games at cornerback ... Missed the Week 8 game against Alberta and the postseason game at Calgary due to injury... Finished the season as the school's all-time leader in average yards per kickoff return (21.2) and No. 2 in average yards per punt return (10.48)
- In the 2013-14 season, Campbell enjoyed a breakout season, earning second-team All-Canadian honors as a defensive back and being named a Canada West all-star at both defensive back and kick returner... Started all eight games at cornerback for the Rams
- In the 2011-12 season, Campbell played in five of the team's eight Canada West games in his first season of eligibility

## PERSONAL

- A dual-sport athlete in college, Campbell ran track for the Rams and finished his career with four U SPORTS/CIS medals (one gold, three silver) and seven Canada West medals (five gold, one silver, one bronze)... Set the school record in the 60m (6.67)
- Competed with the Canada national rugby sevens team during the 2017 World Rugby Sevens Series during stops in New Zealand, Las Vegas, Vancouver, Hong Kong and Singapore
- Born in Toronto, Ontario, Canada



**TEVAUGHN CAMPBELL'S NFL REGULAR SEASON DEFENSIVE STATISTICS**

DATE	TEAM	GP	TACKLES							INTERCEPTIONS							O. FUMB					ST				MISC		
			GS	TK	S	A	TFL	YDS	SK	YDS	QBH	NO	YDS	LG	TD	PD	FF	FR	TD	YDS	TK	S	A	FF	FR	S	A	
2019	Jets	0	0	0	0	0	0	0	0	0	0.0	0.0	0	0	0	0	0	0	0	0	0	0	0	0	0	0	0	0
Went from N.Y. Jets to L.A. Chargers.																												
2019	Chargers	0	0	0	0	0	0	0	0	0	0.0	0.0	0	0	0	0	0	0	0	0	0	0	0	0	0	0	0	0
2019	TOTAL	0	0	0	0	0	0	0	0	0	0.0	0.0	0	0	0	0	0	0	0	0	0	0	0	0	0	0	0	0
2020	Chargers	14	4	19	14	5	0	0	0.0	0.0	1	1	6	6t	1	3	0	0	0	0	0	3	2	1	1	0	0	0
2021	Chargers	16	7	38	30	8	0	0	0.0	0.0	0	0	0	0	0	4	2	1	1	61	2	1	1	0	0	0	0	
2022	Raiders	0	0	0	0	0	0	0	0	0.0	0.0	0	0	0	0	0	0	0	0	0	0	0	0	0	0	0	0	
Went from Las Vegas to Jacksonville.																												
2022	Jaguars	5	0	3	3	0	0	0	0.0	0.0	0	0	0	0	0	0	0	0	0	0	0	0	0	0	0	0	0	0
2022	TOTAL	5	0	3	3	0	0	0	0.0	0.0	0	0	0	0	0	0	0	0	0	0	0	0	0	0	0	0	0	0
2023	Jaguars	2	0	0	0	0	0	0	0.0	0.0	0	0	0	0	0	0	0	0	0	0	0	0	0	0	0	0	0	0
<b>NFL TOTALS</b>		<b>37</b>	<b>11</b>	<b>60</b>	<b>47</b>	<b>13</b>	<b>0</b>	<b>0</b>	<b>0.0</b>	<b>0.0</b>	<b>1</b>	<b>1</b>	<b>6</b>	<b>6T</b>	<b>1</b>	<b>7</b>	<b>2</b>	<b>1</b>	<b>1</b>	<b>61</b>	<b>5</b>	<b>3</b>	<b>2</b>	<b>1</b>	<b>0</b>	<b>0</b>	<b>0</b>	

**TEVAUGHN CAMPBELL'S NFL POSTSEASON DEFENSIVE STATISTICS**

DATE	TEAM	GP	TACKLES							INTERCEPTIONS							O. FUMB					ST				MISC		
			GS	TK	S	A	TFL	YDS	SK	YDS	QBH	NO	YDS	LG	TD	PD	FF	FR	TD	YDS	TK	S	A	FF	FR	S	A	
2022	Jaguars	2	0	0	0	0	0	0	0.0	0.0	0	0	0	0	0	0	0	0	0	0	0	0	0	0	0	0	0	0
<b>NFL TOTALS</b>		<b>2</b>	<b>0</b>	<b>0</b>	<b>0</b>	<b>0</b>	<b>0</b>	<b>0</b>	<b>0.0</b>	<b>0.0</b>	<b>0</b>	<b>0</b>	<b>0</b>	<b>0</b>	<b>0</b>	<b>0</b>	<b>0</b>	<b>0</b>	<b>0</b>	<b>0</b>	<b>0</b>	<b>0</b>	<b>0</b>	<b>0</b>	<b>0</b>	<b>0</b>	<b>0</b>	

**SINGLE-GAME HIGHS: DEFENSIVE**

<b>Total Tackles</b>	6 vs. Kansas City Chiefs, Dec 16, 2021 6 at Cincinnati Bengals, Dec 05, 2021 ...1 more at 6.	<b>Interceptions</b>	1 vs. New York Jets, Nov 22, 2020
<b>Solo Tackles</b>	6 vs. Minnesota Vikings, Nov 14, 2021 4 vs. Kansas City Chiefs, Dec 16, 2021 ...2 more at 4.	<b>Interception Return Yards</b>	6 vs. New York Jets, Nov 22, 2020
<b>Passes Defensed</b>	2 at Kansas City Chiefs, Sep 26, 2021 2 vs. New York Jets, Nov 22, 2020	<b>Special Teams Tackles</b>	1 vs. Las Vegas Raiders, Oct 04, 2021 1 vs. Dallas Cowboys, Sep 19, 2021 ...3 more at 1.
<b>Forced Fumbles</b>	2 at Kansas City Chiefs, Sep 26, 2021	<b>Special Teams Forced Fumbles</b>	1 vs. Jacksonville Jaguars, Oct 25, 2020
<b>Fumble Recoveries</b>	1 at Cincinnati Bengals, Dec 05, 2021	<b>Longest Opp Fumble Return</b>	61 at Cincinnati Bengals, Dec 05, 2021

**2023 GAME-BY-GAME REGULAR-SEASON STATISTICS (JAGUARS)**

DATE	OPPONENT	P/S	TACKLES							INTERCEPTIONS							O. FUMB					ST				MISC		W/L	SCORE
			TK	S	A	SK	YDS	TFL	YDS	QBH	NO	YDS	LG	TD	PD	FF	FR	TD	YDS	TK	S	A	FF	FR	S	A			
09/10	at Colts																										W	31-21	
09/17	Chiefs																										L	9-17	
09/24	Texans																									L	17-37		
10/01	Falcons																									W	23-7		
10/08	at Bills																									W	25-20		
10/15	Colts																									W	37-20		
10/19	at Saints	P	0	0	0	0.0	0.0	0	0	0	0	0	0	0	0	0	0	0	0	0	0	0	0	0	0	0	W	31-24	
10/29	at Steelers	P	0	0	0	0.0	0.0	0	0	0	0	0	0	0	0	0	0	0	0	0	0	0	0	0	0	0	W	20-10	
11/12	49ers																									L	3-34		
11/19	Titans																									W	34-14		
11/26	at Texans																									W	24-21		
12/04	Bengals																									L	31-34+		
12/10	at Browns																									L	27-31		
12/17	Ravens																									L	7-23		
12/24	at Buccaneers																									L	12-30		
12/31	Panthers																									W	26-0		
01/07	at Titans																									L	20-28		
<b>2023 TOTALS</b>		<b>2-0</b>	<b>0</b>	<b>0</b>	<b>0</b>	<b>0.0</b>	<b>0.0</b>	<b>0</b>	<b>0</b>	<b>0</b>	<b>0</b>	<b>0</b>	<b>0</b>	<b>0</b>	<b>0</b>	<b>0</b>	<b>0</b>	<b>0</b>	<b>0</b>	<b>0</b>	<b>0</b>	<b>0</b>	<b>0</b>	<b>0</b>	<b>0</b>	<b>0</b>	<b>0</b>	<b>0</b>	<b>9-8</b>

+ - Overtime







# TYSON CAMPBELL | 32

**POSITION:** CORNERBACK  
**HT:** 6-1 | **WT:** 195 | **DOB:** 3-17-2000  
**COLLEGE:** GEORGIA  
**HOMETOWN:** MIRAMAR, FLA.  
**ACQ:** D2-'21  
**EXP:** 4th YEAR

@tysoncampbell\_  
 @tysoncampbell\_

## KEY TRANSACTIONS:

- Originally drafted by Jacksonville in the second round (33rd overall) in the 2021 draft
- Signed a contract extension with Jacksonville on 7/23/24

## PRO

### 2023 (Jaguars)

- Started 11 games... Recorded 61 tackles (42 solo), five passes defended, two tackles for loss, one forced fumble and one interception
- 12/31 vs. CAR:** Started at cornerback and played all 54 defensive snaps... Recorded eight total tackles (six solo), one tackle for loss and one pass defended
- 10/1 vs. ATL:** Started at cornerback and posted six total tackles (five solo) and two passes defended... Played all 58 defensive snaps and three snaps on special teams
- 9/10 at IND:** Started at cornerback and recorded one interception, marking his sixth-career interception and second in a season opener... Posted one forced fumble for the second time in his career... Recorded six solo tackles and a pass defended

### 2022 (Jaguars)

- Started in all 17 regular season games and both postseason games... In the regular season, he posted 70 tackles (55 solo), a career-high 15 passes defended, a career-high three interceptions including one 29-yard return, two tackles for loss, two fumble recoveries and one forced fumble... In the postseason he totaled six tackles (five solo)
- 1/1 at HOU:** Started at cornerback and recorded three tackles (two solo) and one fumble recovery that he returned for his first career touchdown to put the Jaguars ahead 21-0
- 10/16 at IND:** Started at cornerback and recorded seven tackles (seven solo), three passes defended, and one forced fumble... Campbell surpassed 100 tackles for his career (101 total tackles)
- 9/11 at WAS:** Started at cornerback and recorded three tackles (two solo) and his third career interception... Campbell became the first Jaguars player since 2020 (S Andrew Wingard and CB CJ Henderson) to record an interception in Week 1

### 2021 (Jaguars)

- Concluded his rookie season with 14 starts in 15 games played... Had 73 total tackles, two interceptions and 10 passes defended
- 12/19 vs. HOU:** Started at cornerback and recorded his second INT of the season, becoming the first Jaguars rookie cornerback since 2016 (Jalen Ramsey) to record at least two INTs in a season... Finished with four tackles, two passes defended and one INT
- 11/28 vs. ATL:** Started at cornerback and posted the first INT of his career when he picked off Falcons QB Matt Ryan with 19 seconds remaining in the first half... Campbell finished the game with three tackles, three passes defended and one INT... He is the fourth Jaguars rookie in the last 20 years to record at least three passes defended and one INT in a single game, joining CBs CJ Henderson (2020), Jalen Ramsey (2016, twice) and S Marlon McCree (2002)

## COLLEGE

- Played in 33 games at Georgia, including 30 starts, and recorded 89 tackles, 11 passes defended, three fumble recoveries, one INT and one forced fumble
- In 2018 against Missouri, he forced, recovered and returned a first-quarter fumble for a 64-yard touchdown

## PERSONAL

- In July 2024, participated in a mission trip to Zimbabwe
- On June 10, 2023, hosted his first football camp with 300 local youth football athletes
- 2A state champion in the 100 meters and 200 meters
- Led American Heritage High School to a 50-5 record, including undefeated seasons as state champions in his junior and senior campaigns

## TYSON CAMPBELL'S NFL REGULAR SEASON DEFENSIVE STATISTICS

DATE	TEAM	GP	GS	TACKLES						INTERCEPTIONS						O. FUMB				ST			MISC					
				TK	S	A	TFL	YDS	SK	YDS	QBH	NO	YDS	LG	TD	PD	FF	FR	TD	YDS	TK	S	A	FF	FR	S	A	
2021	Jaguars	15	14	73	49	24	2	4	0.0	0.0	0	2	3	3	0	10	0	0	0	0	0	0	0	0	0	0	0	0
2022	Jaguars	17	17	70	55	15	2	9	0.0	0.0	0	3	32	29	0	15	1	2	1	12	0	0	0	0	0	0	0	0
2023	Jaguars	11	11	61	42	19	2	5	0.0	0.0	0	1	0	0	0	5	1	0	0	0	0	0	0	0	0	0	0	0
<b>NFL TOTALS</b>		<b>43</b>	<b>42</b>	<b>204</b>	<b>146</b>	<b>58</b>	<b>6</b>	<b>18</b>	<b>0.0</b>	<b>0.0</b>	<b>0</b>	<b>6</b>	<b>35</b>	<b>29</b>	<b>0</b>	<b>30</b>	<b>2</b>	<b>2</b>	<b>1</b>	<b>12</b>	<b>0</b>	<b>0</b>	<b>0</b>	<b>0</b>	<b>0</b>	<b>0</b>	<b>0</b>	<b>0</b>



**TYSON CAMPBELL'S NFL POSTSEASON DEFENSIVE STATISTICS**

DATE	TEAM	GP	TACKLES								INTERCEPTIONS						O. FUMB				ST				MISC		
			GS	TK	S	A	TFL	YDS	SK	YDS	QBH	NO	YDS	LG	TD	PD	FF	FR	TD	YDS	TK	S	A	FF	FR	S	A
2022	Jaguars	2	2	6	5	1	0	0	0.0	0.0	0	0	0	0	0	0	0	0	0	0	0	0	0	0	0	0	0
<b>NFL TOTALS</b>		<b>2</b>	<b>2</b>	<b>6</b>	<b>5</b>	<b>1</b>	<b>0</b>	<b>0</b>	<b>0.0</b>	<b>0.0</b>	<b>0</b>	<b>0</b>	<b>0</b>	<b>0</b>	<b>0</b>	<b>0</b>	<b>0</b>	<b>0</b>	<b>0</b>	<b>0</b>	<b>0</b>	<b>0</b>	<b>0</b>	<b>0</b>	<b>0</b>	<b>0</b>	

**SINGLE-GAME HIGHS: DEFENSIVE**

<b>Total Tackles</b>	9 at Cincinnati Bengals, Sep 30, 2021 8 vs. Carolina Panthers, Dec 31, 2023 ...3 more at 8.	<b>Tackles For Loss</b>	1 vs. Carolina Panthers, Dec 31, 2023 1 at Buffalo Bills, Oct 08, 2023 ...4 more at 1.
<b>Solo Tackles</b>	7 vs. Carolina Panthers, Dec 31, 2023 7 at New York Jets, Dec 22, 2022 ...1 more at 7.	<b>Interceptions</b>	1 vs. Tennessee Titans, Jan 07, 2023 1 vs. Denver Broncos, Oct 30, 2022 ...3 more at 1.
<b>Passes Defensed</b>	3 at Tennessee Titans, Dec 11, 2022 3 at Indianapolis Colts, Oct 16, 2022 ...1 more at 3.	<b>Interception Return Yards</b>	29 vs. Tennessee Titans, Jan 07, 2023 3 at Washington Commanders, Sep 11, 2022 ...1 more at 3.
<b>Forced Fumbles</b>	1 at Indianapolis Colts, Sep 10, 2023 1 at Indianapolis Colts, Oct 16, 2022	<b>Longest Opp Fumble Return</b>	12 at Houston Texans, Jan 01, 2023
<b>Fumble Recoveries</b>	1 vs. Baltimore Ravens, Nov 27, 2022		

**SINGLE-GAME HIGHS - POSTSEASON: DEFENSIVE**

<b>Total Tackles</b>	4 vs. Los Angeles Chargers, Jan 14, 2023 2 at Kansas City Chiefs, Jan 21, 2023	<b>Solo Tackles</b>	3 vs. Los Angeles Chargers, Jan 14, 2023 2 at Kansas City Chiefs, Jan 21, 2023
----------------------	---	---------------------	---

**2023 GAME-BY-GAME REGULAR-SEASON STATISTICS (JAGUARS)**

DATE	OPPONENT	P/S	TACKLES								INTERCEPTIONS						O. FUMB				ST				MISC		SCORE		
			TK	S	A	SK	YDS	TFL	YDS	QBH	NO	YDS	LG	TD	PD	FF	FR	TD	YDS	TK	S	A	FF	FR	S	A		W/L	
09/10	at Colts	S	6	6	0	0.0	0.0	0	0	0	1	0	0	0	1	1	0	0	0	0	0	0	0	0	0	0	0	W	31-21
09/17	Chiefs	S	8	3	5	0.0	0.0	0	0	0	0	0	0	0	0	0	0	0	0	0	0	0	0	0	0	0	L	9-17	
09/24	Texans	S	3	2	1	0.0	0.0	0	0	0	0	0	0	0	0	0	0	0	0	0	0	0	0	0	0	0	L	17-37	
10/01	Falcons	S	6	5	1	0.0	0.0	0	0	0	0	0	0	0	2	0	0	0	0	0	0	0	0	0	0	0	W	23-7	
10/08	at Bills	S	5	3	2	0.0	0.0	1	1	0	0	0	0	0	1	0	0	0	0	0	0	0	0	0	0	0	W	25-20	
10/15	Colts	S	3	1	2	0.0	0.0	0	0	0	0	0	0	0	0	0	0	0	0	0	0	0	0	0	0	0	W	37-20	
10/19	at Saints																										W	31-24	
10/29	at Steelers																										W	20-10	
11/12	49ers	S	3	2	1	0.0	0.0	0	0	0	0	0	0	0	0	0	0	0	0	0	0	0	0	0	0	0	L	3-34	
11/19	Titans																										W	34-14	
11/26	at Texans																										W	24-21	
12/04	Bengals	S	6	4	2	0.0	0.0	0	0	0	0	0	0	0	0	0	0	0	0	0	0	0	0	0	0	0	L	31-34+	
12/10	at Browns																										L	27-31	
12/17	Ravens																										L	7-23	
12/24	at Buccaneers	S	6	4	2	0.0	0.0	0	0	0	0	0	0	0	0	0	0	0	0	0	0	0	0	0	0	0	L	12-30	
12/31	Panthers	S	8	7	1	0.0	0.0	1	4	0	0	0	0	0	1	0	0	0	0	0	0	0	0	0	0	0	W	26-0	
01/07	at Titans	S	7	5	2	0.0	0.0	0	0	0	0	0	0	0	0	0	0	0	0	0	0	0	0	0	0	0	L	20-28	
<b>2023 TOTALS</b>		<b>11-11</b>	<b>61</b>	<b>42</b>	<b>19</b>	<b>0.0</b>	<b>0.0</b>	<b>2</b>	<b>5</b>	<b>0</b>	<b>1</b>	<b>0</b>	<b>0</b>	<b>0</b>	<b>5</b>	<b>1</b>	<b>0</b>	<b>0</b>	<b>0</b>	<b>0</b>	<b>0</b>	<b>0</b>	<b>0</b>	<b>0</b>	<b>0</b>	<b>0</b>	<b>9-8</b>		

+ - Overtime





# JOSHUA CEPHUS | 19

**POSITION:** WIDE RECEIVER  
**HT:** 6-2 | **WT:** 193 | **DOB:** 3-5-2001  
**COLLEGE:** TEXAS AT SAN ANTONIO  
**HOMETOWN:** SPRING, TEXAS  
**ACQ:** UDFA-'24  
**EXP:** R

@joshua\_cephus  
 @joshuacephus\_

## KEY TRANSACTIONS

- Originally signed as an undrafted free agent with Jacksonville on 4/30/24

## COLLEGE

- Voted First-Team All-American Athletic Conference and named to the Dave Campbell Texas Football All-Texas College First-Team
- In 2023, he set a school record after he recorded 1,151 receiving yards
- Finished his UTSA career as the program's all-time leader in receptions (313), receiving yards (3,639), and starts (56)

## PERSONAL

- Son of Trenesa and Rodney Cephus
- His uncle, Marvin Cephus, played wide receiver with the New Orleans Saints and Philadelphia Eagles
- Has three brothers and one sister

### JOSHUA CEPHUS' COLLEGE RUSHING/RECEIVING STATISTICS

DATE	TEAM	GP	GS	RUSHING					RECEIVING				
				NO.	YDS.	AVG.	LG	TD	NO.	YDS.	AVG.	LG	TD
2019	UTSA	12	5	0	0	0.0	0	0	8	153	19.1	75	1
2020	UTSA	12	12	2	-13	-6.5	0	0	58	547	9.4	35	5
2021	UTSA	14	14	2	11	5.5	6	0	71	803	11.3	47	6
2022	UTSA	13	12	3	10	3.3	9	1	87	985	11.3	65	6
2023	UTSA	13	13	1	-9	-9.0	0	0	88	1,149	13.1	84	10
<b>TOTALS</b>		<b>64</b>	<b>56</b>	<b>8</b>	<b>-1</b>	<b>-0.1</b>	<b>9</b>	<b>1</b>	<b>312</b>	<b>3,637</b>	<b>11.7</b>	<b>84</b>	<b>28</b>

### JOSHUA CEPHUS' COLLEGE RETURN STATISTICS

DATE	TEAM	KICKOFF RETURNS					PUNT RETURNS					
		RET.	YDS.	AVG.	LG	TD	NO.	FC	YDS.	AVG.	LG	TD
2019	UTSA	0	0	0.0	0	0	0	0	0	0.0	0	0
2020	UTSA	0	0	0.0	0	0	0	0	0	0.0	0	0
2021	UTSA	0	0	0.0	0	0	0	0	0	0.0	0	0
2022	UTSA	1	12	12.0	12	0	9	0	36	4.0	17	0
2023	UTSA	0	0	0.0	0	0	1	0	16	16.0	16	0
<b>TOTALS</b>		<b>1</b>	<b>12</b>	<b>12.0</b>	<b>12</b>	<b>0</b>	<b>10</b>	<b>0</b>	<b>52</b>	<b>5.2</b>	<b>17</b>	<b>0</b>

### COLLEGE 2023 GAME-BY-GAME STATISTICS (UTSA)

DATE	OPPONENT	P/S	RUSHING					RECEIVING					W/L	SCORE
			NO.	YDS.	AVG.	LG	TD	NO.	YDS.	AVG.	LG	TD		
09/02	at Houston	S	0	0	0.0	0	0	9	123	13.7	28	1	L	14-17
09/09	Texas St.	S	0	0	0.0	0	0	6	38	6.3	12	0	W	20-13
09/15	Army West Point	S	0	0	0.0	0	0	8	84	10.5	44	1	L	29-37
09/23	at Tennessee	S	1	-9	-9.0	0	0	7	58	8.3	21	1	L	14-45
10/07	at Temple	S	0	0	0.0	0	0	7	81	11.6	17	1	W	49-34
10/14	UAB	S	0	0	0.0	0	0	7	55	7.9	11	2	W	41-20
10/21	at Fla. Atlantic	S	0	0	0.0	0	0	7	57	8.1	12	0	W	36-10
10/28	East Carolina	S	0	0	0.0	0	0	4	183	45.8	84	1	W	41-27
11/04	at North Texas	S	0	0	0.0	0	0	6	69	11.5	28	0	W	37-29
11/11	Rice	S	0	0	0.0	0	0	5	53	10.6	14	1	W	34-14
11/17	South Fla.	S	0	0	0.0	0	0	9	163	18.1	64	1	W	49-21
11/24	at Tulane	S	0	0	0.0	0	0	6	83	13.8	24	0	L	16-29
12/19	at Marshall	S	0	0	0.0	0	0	7	102	14.6	44	1	W	35-17
<b>2023 TOTALS</b>		<b>13-13</b>	<b>1</b>	<b>-9</b>	<b>-9.0</b>	<b>0</b>	<b>0</b>	<b>88</b>	<b>1,149</b>	<b>13.1</b>	<b>84</b>	<b>10</b>	<b>9-4</b>	







# ANDRE CISCO | 5

**POSITION:** SAFETY  
**HT:** 6-0 | **WT:** 210 | **DOB:** 3-23-2000  
**COLLEGE:** SYRACUSE  
**HOMETOWN:** QUEENS, N.Y.  
**ACQ:** D3-'21  
**EXP:** 4th YEAR

andrecisco7  
 @cincocisco

## KEY TRANSACTIONS:

- Originally drafted by Jacksonville in the third round (65th overall) in the 2021 draft

## PRO

### 2023 (Jaguars)

- Started 15 games... Recorded 62 tackles (42 solo), five passes defended, a career-high four interceptions, one forced fumble, one tackle for loss and a 0.5 sack... His four interceptions tied for first on the team and moved him into 11th in franchise history in career interceptions (seven)
- 1/7 at TEN:** Started at safety... Posted two total tackles (one solo), one pass defended and one interception, his fourth of the season, for a 29-yard gain
- 10/15 vs. IND:** Started at safety and recorded five solo tackles and one interception for 21 yards
- 10/1 vs. ATL:** Started at safety and recorded four solo tackles, one pass defended and one interception for 18 yards
- 9/17 vs. K.C.:** Started at safety and caught his first interception of the season... Posted two combined tackles and two passes defended
- 9/10 at IND:** Started at free safety and recorded a forced fumble with a single-game career-high 10 total tackles

### 2022 (Jaguars)

- Started in 15 regular season games after being inactive with a shoulder injury for two, and started both postseason games... In the regular season, he posted a career-high 70 tackles (46 solo), 10 passes defended, three interceptions including one 59-yard touchdown return, 1.0 sack and three solo tackles on special teams... In the postseason he recorded eight tackles (seven solo)... His 59-yard interception for a touchdown was the Jaguars longest interception touchdown return since S Tashaun Gipson recorded a 67-yard return in 2017
- 12/22 at NYJ:** Started at safety and recorded three tackles (one solo) and 1.0 sack... His sack in the first quarter marked the first of his career
- 10/16 at IND:** Started at safety and posted a career-high nine tackles, including a career-high six solo
- 10/2 at PHI:** Started at safety and recorded three tackles (two solo), one pass defended and one interception returned 59 yards for a touchdown... His pick-six was the first of his career
- 9/18 vs. IND:** Started at safety and recorded a team-high six tackles (four solo) and his first career interception

### 2021 (Jaguars)

- Concluded his rookie season with 21 total tackles, two passes defended and one forced fumble
- 1/9 vs. IND:** Started at safety and recorded four total tackles (three solo) and one forced fumble
- 12/26 at NYJ:** Made the first start of his NFL career... Recorded four total tackles (two solo) and one pass defended
- 9/12 at HOU:** Saw action on defense and special teams in his NFL debut... Recorded one solo tackle

## COLLEGE

- Played in 24 games at Syracuse
- Finished his career with 136 total tackles (94 solo), 13 interceptions and 29 passes defended
- Three-year starter for the Orange and two-time All-ACC selection
- His 12 INTs from 2018-19 were the most by any player in college football during that span

## PERSONAL

- In July 2024, participated on a mission trip to Zimbabwe
- In April of 2023, performed stand-up comedy at an open mic night in New Orleans
- Has two sisters
- As a senior at IMG Academy, had 15 tackles, one interception, four passes defended and recovered three fumbles as IMG finished ranked No. 2 in the USA Today Super 25 poll

## ANDRE CISCO'S NFL REGULAR SEASON DEFENSIVE STATISTICS

DATE	TEAM	GP	TACKLES							INTERCEPTIONS							O. FUMB					ST				MISC			
			GS	TK	S	A	TFL	YDS	SK	YDS	QBH	NO	YDS	LG	TD	PD	FF	FR	TD	YDS	TK	S	A	FF	FR	S	A		
2021	Jaguars	17	3	21	17	4	0	0	0.0	0.0	0	0	0	0	2	1	0	0	0	5	2	3	1	0	0	0			
2022	Jaguars	15	15	70	46	24	1	8	1.0	8.0	1	3	72	59t	1	10	0	0	0	3	3	0	0	0	0				
2023	Jaguars	15	15	62	42	20	1	1	0.5	3.5	1	4	68	29	0	5	1	0	0	0	0	0	0	0	0				
<b>NFL TOTALS</b>		<b>47</b>	<b>33</b>	<b>153</b>	<b>105</b>	<b>48</b>	<b>2</b>	<b>9</b>	<b>1.5</b>	<b>11.5</b>	<b>2</b>	<b>7</b>	<b>140</b>	<b>59T</b>	<b>1</b>	<b>17</b>	<b>2</b>	<b>0</b>	<b>0</b>	<b>8</b>	<b>5</b>	<b>3</b>	<b>1</b>	<b>0</b>	<b>0</b>				



**ANDRE CISCO'S NFL POSTSEASON DEFENSIVE STATISTICS**

DATE	TEAM	GP	TACKLES								INTERCEPTIONS						O. FUMB				ST				MISC		
			GS	TK	S	A	TFL	YDS	SK	YDS	QBH	NO	YDS	LG	TD	PD	FF	FR	TD	YDS	TK	S	A	FF	FR	S	A
2022	Jaguars	2	2	8	7	1	0	0	0.0	0.0	0	0	0	0	1	0	0	0	0	0	0	0	0	0	0	0	0
<b>NFL TOTALS</b>		<b>2</b>	<b>2</b>	<b>8</b>	<b>7</b>	<b>1</b>	<b>0</b>	<b>0</b>	<b>0.0</b>	<b>0.0</b>	<b>0</b>	<b>0</b>	<b>0</b>	<b>0</b>	<b>1</b>	<b>0</b>	<b>0</b>	<b>0</b>	<b>0</b>	<b>0</b>	<b>0</b>	<b>0</b>	<b>0</b>	<b>0</b>	<b>0</b>	<b>0</b>	

**SINGLE-GAME HIGHS: DEFENSIVE**

<b>Total Tackles</b>	10 at Indianapolis Colts, Sep 10, 2023 9 at Indianapolis Colts, Oct 16, 2022	<b>Tackles For Loss</b>	1 vs. Atlanta Falcons, Oct 01, 2023 1 at New York Jets, Dec 22, 2022
<b>Solo Tackles</b>	7 at Indianapolis Colts, Sep 10, 2023 7 vs. New York Giants, Oct 23, 2022	<b>Interceptions</b>	1 vs. Indianapolis Colts, Oct 15, 2023 1 vs. Atlanta Falcons, Oct 01, 2023 ...4 more at 1.
<b>Sacks</b>	1.0 at New York Jets, Dec 22, 2022 0.5 vs. Tennessee Titans, Nov 19, 2023	<b>Interception Return Yards</b>	59 at Philadelphia Eagles, Oct 02, 2022 29 at Tennessee Titans, Jan 07, 2024
<b>Passes Defensed</b>	2 vs. Kansas City Chiefs, Sep 17, 2023 2 vs. Baltimore Ravens, Nov 27, 2022 ...1 more at 2.	<b>Special Teams Tackles</b>	1 vs. Dallas Cowboys, Dec 18, 2022 1 at Philadelphia Eagles, Oct 02, 2022 ...6 more at 1.
<b>Forced Fumbles</b>	1 at Indianapolis Colts, Sep 10, 2023 1 vs. Indianapolis Colts, Jan 09, 2022	<b>Special Teams Forced Fumbles</b>	1 at Tennessee Titans, Dec 12, 2021

**SINGLE-GAME HIGHS - POSTSEASON: DEFENSIVE**

<b>Total Tackles</b>	4 at Kansas City Chiefs, Jan 21, 2023 4 vs. Los Angeles Chargers, Jan 14, 2023	<b>Passes Defensed</b>	1 vs. Los Angeles Chargers, Jan 14, 2023
<b>Solo Tackles</b>	4 vs. Los Angeles Chargers, Jan 14, 2023 3 at Kansas City Chiefs, Jan 21, 2023		

**2023 GAME-BY-GAME REGULAR-SEASON STATISTICS (JAGUARS)**

DATE	OPPONENT	P/S	TACKLES								INTERCEPTIONS						O. FUMB				ST				MISC			
			TK	S	A	SK	YDS	TFL	YDS	QBH	NO	YDS	LG	TD	PD	FF	FR	TD	YDS	TK	S	A	FF	FR	S	A	W/L	SCORE
09/10	at Colts	S	10	7	3	0.0	0.0	0	0	0	0	0	0	0	0	1	0	0	0	0	0	0	0	0	0	0	W	31-21
09/17	Chiefs	S	2	1	1	0.0	0.0	0	0	0	1	0	0	0	2	0	0	0	0	0	0	0	0	0	0	L	9-17	
09/24	Texans	S	7	4	3	0.0	0.0	0	0	0	0	0	0	0	0	0	0	0	0	0	0	0	0	0	0	L	17-37	
10/01	Falcons	S	4	4	0	0.0	0.0	1	1	0	1	18	18	0	1	0	0	0	0	0	0	0	0	0	0	W	23-7	
10/08	at Bills	S	4	3	1	0.0	0.0	0	0	0	0	0	0	0	0	0	0	0	0	0	0	0	0	0	0	W	25-20	
10/15	Colts	S	5	5	0	0.0	0.0	0	0	0	1	21	21	0	1	0	0	0	0	0	0	0	0	0	0	W	37-20	
10/19	at Saints	S	2	1	1	0.0	0.0	0	0	0	0	0	0	0	0	0	0	0	0	0	0	0	0	0	0	W	31-24	
10/29	at Steelers		ON INACTIVE LIST																								W	20-10
11/12	49ers	S	4	2	2	0.0	0.0	0	0	0	0	0	0	0	0	0	0	0	0	0	0	0	0	0	0	L	3-34	
11/19	Titans	S	5	1	4	0.5	3.5	0	0	1	0	0	0	0	0	0	0	0	0	0	0	0	0	0	0	W	34-14	
11/26	at Texans	S	3	1	2	0.0	0.0	0	0	0	0	0	0	0	0	0	0	0	0	0	0	0	0	0	0	W	24-21	
12/04	Bengals	S	7	6	1	0.0	0.0	0	0	0	0	0	0	0	0	0	0	0	0	0	0	0	0	0	0	L	31-34+	
12/10	at Browns	S	3	3	0	0.0	0.0	0	0	0	0	0	0	0	0	0	0	0	0	0	0	0	0	0	0	L	27-31	
12/17	Ravens		ON INACTIVE LIST																								L	7-23
12/24	at Buccaneers	S	1	1	0	0.0	0.0	0	0	0	0	0	0	0	0	0	0	0	0	0	0	0	0	0	0	L	12-30	
12/31	Panthers	S	3	2	1	0.0	0.0	0	0	0	0	0	0	0	0	0	0	0	0	0	0	0	0	0	0	W	26-0	
01/07	at Titans	S	2	1	1	0.0	0.0	0	0	0	1	29	29	0	1	0	0	0	0	0	0	0	0	0	0	L	20-28	
<b>2023 TOTALS</b>		<b>15-15</b>	<b>62</b>	<b>42</b>	<b>20</b>	<b>0.5</b>	<b>3.5</b>	<b>1</b>	<b>1</b>	<b>1</b>	<b>4</b>	<b>68</b>	<b>29</b>	<b>0</b>	<b>5</b>	<b>1</b>	<b>0</b>	<b>0</b>	<b>0</b>	<b>0</b>	<b>0</b>	<b>0</b>	<b>0</b>	<b>0</b>	<b>0</b>	<b>9-8</b>		



+ - Overtime





## EZRA CLEVELAND | 76

**POSITION:** OFFENSIVE LINEMAN  
**HT:** 6-6 | **WT:** 312 | **DOB:** 5-8-1998  
**COLLEGE:** BOISE STATE  
**HOMETOWN:** SPANAWAY, WASH.  
**ACQ:** T (MIN)-'23  
**EXP:** 5th YEAR

 @ezra508  
 @ezra\_cleveland

### KEY TRANSACTIONS

- Selected in the second round (No. 58 overall) in the 2020 NFL Draft
- Acquired via trade by Jacksonville on 10/31/23
- Re-signed with Jacksonville on 3/7/24

### PRO

#### 2023 (Jaguars)

- Participated in nine games with five starts
- **1/7 at TEN:** Started at left guard and played all 71 offensive snaps and four snaps on special teams
- **12/24 at T.B.:** Started at left guard and played all 66 offensive snaps and one snap on special teams
- **12/4 vs. CIN:** Started at left guard and played all 69 offensive snaps... Saw action on six special teams plays

#### 2023 (Vikings)

- Started six games at left guard before leaving Week 6 at Chicago (10/15) with an injury

#### 2022 (Vikings)

- Started all 17 games at left guard

#### 2021 (Vikings)

- Started all 17 games at left guard and played all 1,082 offensive snaps

#### 2020 (Vikings)

- Appeared in 13 games (nine starts) at right guard for the Vikings offense

### COLLEGE

- Started in all 40 of his college games after redshirting in 2016.
- Two-time First-Team All-Mountain West in 2018 and '19 and honorable mention in 2017 as a redshirt freshman.
- Boise State played in the Mountain West Championship Game each season, winning conference title in 2017 and 2019.
- Helped Broncos to 12-2 mark in 2019, with the only losses coming at BYU and in Las Vegas Bowl to Washington.
- Squad went 10-3 in 2018 and 11-3 in 2017, winning the Las Vegas Bowl over Oregon.
- Blocked for Mountain West Freshman of the Year, RB George Holani, in 2019.
- During his time as a Bronco, helped extend the team's streak of having a 1,000-yard rusher to 12 consecutive seasons. Alexander Mattison's rushing totals benefited from Cleveland in 2017 (1,086) and 2018 (1,415).
- Protected Mountain West Player of the Year, QB Brett Rypien, and the nation's 18th-ranked passing offense (292 ypg) in 2018.
- Started 14 games as a redshirt freshman while the Broncos finished second on the Mountain West in scoring (32.5 ppg).

### PERSONAL

- Earned academic All-Mountain West honors in 2017.
- One of 58 players that virtually attended the 2020 NFL Draft.
- Highest-drafted Boise State Bronco since Leighton Vander Esch was selected by Dallas in the first round of the 2018 NFL Draft.
- Led the OL group at the NFL Combine with his 4.46 20-yard shuttle and 7.26 3-cone drill. Ran a 4.93 40-yard dash (third among OL) and 30 bench press reps (fifth among OL).
- Majored in construction management.
- Born three weeks premature but weighed 11 pounds at birth.
- Grew up in Spanaway, Washington, a suburb of Tacoma.



**EZRA CLEVELAND'S NFL REGULAR SEASON STATISTICS**

DATE	TEAM	GP	GS
2020	Vikings	13	9
2021	Vikings	17	17
2022	Vikings	17	17
2023	Vikings	6	6
Went from <b>Minnesota</b> to <b>Jacksonville</b> .			
2023	Jaguars	9	5
2023	TOTAL	15	11
<b>NFL TOTALS</b>		<b>62</b>	<b>54</b>

**EZRA CLEVELAND'S NFL POSTSEASON STATISTICS**

DATE	TEAM	GP	GS
2022	Vikings	1	1
<b>NFL TOTALS</b>		<b>1</b>	<b>1</b>

**2023 GAME-BY-GAME REGULAR-SEASON STATISTICS (VIKINGS/JAGUARS)**

DATE	OPPONENT	P/S	W/L	SCORE
09/10	Buccaneers	S	L	17-20
09/14	at Eagles	S	L	28-34
09/24	Chargers	S	L	24-28
10/01	at Panthers	S	W	21-13
10/08	Chiefs	S	L	20-27
10/15	at Bears	S	W	19-13
10/23	49ers		W	22-17
10/29	at Packers		W	24-10
ON INACTIVE LIST				
ON INACTIVE LIST				
Went from <b>Vikings</b> to <b>Jaguars</b> .				
11/12	49ers	P	L	3-34
11/19	Titans	P	W	34-14
11/26	at Texans	P	W	24-21
12/04	Bengals	S	L	31-34+
12/10	at Browns	S	L	27-31
12/17	Ravens	S	L	7-23
12/24	at Buccaneers	S	L	12-30
12/31	Panthers	P	W	26-0
01/07	at Titans	S	L	20-28
<b>2023 TOTALS</b>		<b>15-11</b>	<b>7-10</b>	

+ - Overtime







# MYLES COLE | 59

POSITION: DEFENSIVE END  
 HT: 6-6 | WT: 278 | DOB: 4-29-2000  
 COLLEGE: TEXAS TECH  
 HOMETOWN: SHREVEPORT, LA.  
 ACQ: D7-'24  
 EXP: R

Twitter: @mdoc55  
 Instagram: @\_mc.5\_

## KEY TRANSACTIONS

- Originally drafted by Jacksonville in the seventh round (236th overall) in the 2024 draft

## COLLEGE

- Honorable All-Big 12 selection by the conference coaches
- Participated in the East-West Shrine Bowl and Reese's Senior Bowl
- Appeared in 29 games for Texas Tech and recorded 44 tackles (29 solo), nine tackles for loss, 3.5 sacks, one pass defended and one block
- Transferred to Texas Tech from Louisiana-Monroe after spending three seasons with the Warhawks (2019-21)

## PERSONAL

- Son of Jeffery Cole and Melissa Harris
- Brother to Reagan, Rachel, Makynzie, Sariayah, Jordan, Brianna, Garrett, Trinity, and Isaiah
- Earned a bachelor's degree from Louisiana-Monroe in kinesiology

## MYLES COLE'S COLLEGE DEFENSIVE STATISTICS

DATE	TEAM	GP	TACKLES								INTERCEPTIONS					O. FUMB				ST				MISC				
			GS	TK	S	A	TFL	YDS	SK	YDS	QBH	NO	YDS	LG	TD	PD	FF	FR	TD	YDS	TK	S	A	FF	FR	S	A	
2018	ULM	1	0	1	1	0	0.0	0.0	0.0	0.0	0	0	0	0	0	0	0	0	0	0	0	0	0	0	0	0	0	0
2019	ULM	12	0	3	2	1	1.0	5.0	0.0	0.0	0	0	0	0	0	0	0	0	0	0	0	0	0	0	0	0	0	0
2020	ULM	8	5	10	5	5	1.0	12.0	1.0	12.0	1	0	0	0	0	0	0	0	0	0	0	0	0	0	0	0	0	0
2021	ULM	12	6	28	6	22	1.0	5.0	0.5	4.0	2	0	0	0	0	0	0	0	0	0	0	0	0	0	0	0	0	0
2022	Texas Tech	13	1	12	8	4	2.5	8.0	0.0	0.0	3	0	0	0	0	0	0	0	0	0	0	0	0	0	0	0	0	0
2023	Texas Tech	13	12	32	21	11	6.5	40.0	3.5	25.0	3	0	0	0	0	1	0	0	0	0	0	0	0	0	0	0	0	0
<b>TOTALS</b>		<b>59</b>	<b>24</b>	<b>86</b>	<b>43</b>	<b>43</b>	<b>12.0</b>	<b>70.0</b>	<b>5.0</b>	<b>41.0</b>	<b>9</b>	<b>0</b>	<b>0</b>	<b>0</b>	<b>0</b>	<b>1</b>	<b>0</b>	<b>0</b>	<b>0</b>	<b>0</b>	<b>0</b>	<b>0</b>	<b>0</b>	<b>0</b>	<b>0</b>	<b>0</b>	<b>0</b>	<b>0</b>

## COLLEGE 2023 GAME-BY-GAME STATISTICS (TEXAS TECH)

DATE	OPPONENT	P/S	TACKLES								INTERCEPTIONS					O. FUMB				ST				MISC		SCORE		
			TK	S	A	SK	YDS	TFL	YDS	QBH	NO	YDS	LG	TD	PD	FF	FR	TD	YDS	TK	S	A	FF	FR	S		A	W/L
09/02	at Wyoming	S	1	1	0	0.0	0.0	0.0	0.0	0	0	0	0	0	1	0	0	0	0	0	0	0	0	0	0	0	L	17-20
09/09	Oregon	S	1	0	1	0.0	0.0	0.5	3.0	0	0	0	0	0	0	0	0	0	0	0	0	0	0	0	0	0	L	30-38
09/16	Tarleton St.	S	4	3	1	2.0	13.0	2.0	13.0	0	0	0	0	0	0	0	0	0	0	0	0	0	0	0	0	0	W	41-3
09/23	at West Virginia	S	6	3	3	0.0	0.0	0.0	0.0	0	0	0	0	0	0	0	0	0	0	0	0	0	0	0	0	0	L	13-20
09/30	Houston	S	2	2	0	0.0	0.0	0.0	0.0	1	0	0	0	0	0	0	0	0	0	0	0	0	0	0	0	0	T	0-0
10/07	at Baylor	S	4	1	3	0.5	5.0	0.5	5.0	0	0	0	0	0	0	0	0	0	0	0	0	0	0	0	0	0	W	39-14
10/14	Kansas St.	S	0	0	0	0.0	0.0	0.0	0.0	0	0	0	0	0	0	0	0	0	0	0	0	0	0	0	0	0	L	21-38
10/21	at BYU	S	4	4	0	1.0	7.0	3.0	18.0	1	0	0	0	0	0	0	0	0	0	0	0	0	0	0	0	0	L	14-27
11/02	TCU	S	3	3	0	0.0	0.0	0.0	0.0	1	0	0	0	0	0	0	0	0	0	0	0	0	0	0	0	0	W	35-28
11/11	at Kansas	S	2	1	1	0.0	0.0	0.0	0.0	0	0	0	0	0	0	0	0	0	0	0	0	0	0	0	0	0	W	16-13
11/18	UCF	S	3	2	1	0.0	0.0	0.5	1.0	0	0	0	0	0	0	0	0	0	0	0	0	0	0	0	0	0	W	24-23
11/24	at Texas	S	2	1	1	0.0	0.0	0.0	0.0	0	0	0	0	0	0	0	0	0	0	0	0	0	0	0	0	0	L	7-57
12/16	California	P	0	0	0	0.0	0.0	0.0	0.0	0	0	0	0	0	0	0	0	0	0	0	0	0	0	0	0	0	W	34-14
<b>2023 TOTALS</b>		<b>13-12</b>	<b>32</b>	<b>21</b>	<b>11</b>	<b>3.5</b>	<b>25.0</b>	<b>6.5</b>	<b>40.0</b>	<b>3</b>	<b>0</b>	<b>0</b>	<b>0</b>	<b>0</b>	<b>1</b>	<b>0</b>	<b>0</b>	<b>0</b>	<b>0</b>	<b>0</b>	<b>0</b>	<b>0</b>	<b>0</b>	<b>0</b>	<b>0</b>	<b>0</b>	<b>6-6-1</b>	





# D.J. COLEMAN | 54

**POSITION:** DEFENSIVE END  
**HT:** 6-5 | **WT:** 263 | **DOB:** 9-22-1998  
**COLLEGE:** MISSOURI  
**HOMETOWN:** ATLANTA, GA.  
**ACQ:** FA-23  
**EXP:** 2nd YEAR

## KEY TRANSACTIONS

- Originally agreed to terms as an undrafted free agent with Jacksonville on 5/1/23
- Signed to Jacksonville's practice squad on 8/30/23

## PRO

### 2023 (Jaguars)

- Spent the season on the practice squad

## COLLEGE

- Appeared in 12 games with three starts in the 2022 season at Missouri and recorded 38 total tackles (24 solo), 8.5 tackles for loss and 5.5 sacks
- During the 2018-21 seasons at Jacksonville State, Coleman appeared in 47 games and recorded 179 total tackles
- Was on the Stats Perform Second-Team All-American and All-OVC First Team Defense in 2021

## PERSONAL

- Participated in the APS (Atlanta Public Schools) All-Star Game and was named Defensive Most Valuable Player

### D.J. COLEMAN'S NFL REGULAR SEASON DEFENSIVE STATISTICS

DATE	TEAM	GP	TACKLES							INTERCEPTIONS							O. FUMB					ST				MISC	
			GS	TK	S	A	TFL	YDS	SK	YDS	QBH	NO	YDS	LG	TD	PD	FF	FR	TD	YDS	TK	S	A	FF	FR	S	A
2023	Jaguars	0	0	0	0	0	0	0	0.0	0.0	0	0	0	0	0	0	0	0	0	0	0	0	0	0	0	0	0
<b>NFL TOTALS</b>		<b>0</b>	<b>0</b>	<b>0</b>	<b>0</b>	<b>0</b>	<b>0</b>	<b>0</b>	<b>0.0</b>	<b>0.0</b>	<b>0</b>	<b>0</b>	<b>0</b>	<b>0</b>	<b>0</b>	<b>0</b>	<b>0</b>	<b>0</b>	<b>0</b>	<b>0</b>	<b>0</b>	<b>0</b>	<b>0</b>	<b>0</b>	<b>0</b>	<b>0</b>	

### 2023 GAME-BY-GAME REGULAR-SEASON STATISTICS (JAGUARS)

DATE	OPPONENT	P/S	TACKLES							INTERCEPTIONS							O. FUMB					ST				MISC		
			TK	S	A	SK	YDS	TFL	YDS	QBH	NO	YDS	LG	TD	PD	FF	FR	TD	YDS	TK	S	A	FF	FR	S	A	W/L	SCORE
09/10	at Colts																									W	31-21	
09/17	Chiefs																									L	9-17	
09/24	Texans																									L	17-37	
10/01	Falcons																									W	23-7	
10/08	at Bills																									W	25-20	
10/15	Colts																									W	37-20	
10/19	at Saints																									W	31-24	
10/29	at Steelers																									W	20-10	
11/12	49ers																									L	3-34	
11/19	Titans																									W	34-14	
11/26	at Texans																									W	24-21	
12/04	Bengals																									L	31-34+	
12/10	at Browns																									L	27-31	
12/17	Ravens																									L	7-23	
12/24	at Buccaneers																									L	12-30	
12/31	Panthers																									W	26-0	
01/07	at Titans																									L	20-28	
<b>2023 TOTALS</b>			<b>0</b>	<b>0</b>	<b>0</b>	<b>0.0</b>	<b>0.0</b>	<b>0</b>	<b>0</b>	<b>0</b>	<b>0</b>	<b>0</b>	<b>0</b>	<b>0</b>	<b>0</b>	<b>0</b>	<b>0</b>	<b>0</b>	<b>0</b>	<b>0</b>	<b>0</b>	<b>0</b>	<b>0</b>	<b>0</b>	<b>0</b>	<b>0</b>	<b>0</b>	<b>9-8</b>

+ - Overtime





## LOGAN COOKE | 9

**POSITION:** PUNTER  
**HT:** 6-5 | **WT:** 230 | **DOB:** 7-28-1995  
**COLLEGE:** MISSISSIPPI STATE  
**HOMETOWN:** DARBUN, MISS.  
**ACQ:** D7B-'18  
**EXP:** 7th YEAR



### KEY TRANSACTIONS

- Originally drafted by Jacksonville in the seventh round (147th overall) of the 2018 draft
- Re-signed with Jacksonville on 3/20/21

### PRO

Since net punting average began being tracked in 1976, Cooke's career 43.3 net punting average is the highest in NFL history (min. 250 punts).

#### 2023 (Jaguars)

- Saw action in all 17 games... He recorded 61 punts for 2,893 yards (47.4 average), 29 punts inside the 20 and 12 inside the 10... His 12 punts inside the 10-yard line tied for the third-most in the NFL
- **10/19 at N.O.:** Punted five times for 224 yards with four punts downed inside the 20... Successfully converted his sixth-career fake punt for a first down
- **10/1 vs. ATL:** Punted three times for 160 yards, all three punts were downed inside the 20... two of three punts were downed inside the 10
- **9/10 at IND:** Punted five times for 223 yards, two of which were downed inside the 20... One punt was downed at the six-yard line by S Daniel Thomas

#### 2022 (Jaguars)

- Was voted a captain for the 2022 season
- Saw action in 17 regular season games and two postseason games... In the regular season, he totaled 58 punts for 2,862 yards (49.3 average), and 24 punts inside the 20... In the postseason, he totaled seven punts for 315 yards and three inside the 20
- **1/21 at K.C.:** Punted four times for 191 yards with a long of 58... Two punts were downed inside the 20, including one punt downed at the two-yard line by S Daniel Thomas
- **1/1 at HOU:** Punted five times for 217 yards with a long of 57... Four punts were downed inside the 20... One punt was downed at the one-yard line by CB Chris Claybrooks
- **11/27 vs. BAL:** Punted three times for 206 yards with a long of 70 yards, a season-high... The second-longest career punt... One punt was downed inside the 20... Recorded a career-high gross punting average (68.7) and net punting average (55.3)
- **10/2 at PHI:** Punted three times for 160 yards with a long of 61 yards... Cooke's net average of 52.7 was the best in the NFL in Week 4

#### 2021 (Jaguars)

- Handled the punting duties in 15 games and punted 64 times for a net average of 43.6 and a gross average of 47.3... He also placed 28 punts inside the 20
- **12/5 at LAR:** Punted five times for 247 yards placing all five of his punts inside the 20... Cooke's net average of 49.4 was the third-highest in a single game in his career... Had a 68-yard punt downed on the 1-yard line
- **11/28 vs. ATL:** Punted three times for 130 yards, placing two of his three punts inside the 20... Cooke became the fourth punter in franchise history to down at least 100 punts inside the 20
- **9/12 at HOU:** Punted six times for 297 yards... Cooke's net punting average of 46.7 was the best among all punters in the NFL in Week 1

#### 2020 (Jaguars)

- Handled the team's punting duties in 14 games, punting 56 times for a gross punting average of 47.7, the second-highest season average in franchise history... His 43.4 net punting average was the third-highest in the AFC and is also the second-highest season average in franchise history
- **9/24 vs. MIA:** Punted three times for 157 yards, including a 63-yard punt
- **10/11 at HOU:** Punted three times for 143 yards (44.7 net avg.) which were all downed inside the 20
- **11/22 vs. PIT:** Punted six times for 324 yards (54.0 gross avg. and 47.5 net avg.) and placed one punt inside the 20... Had a season-long 67-yard punt

#### 2019 (Jaguars)

- Finished the season with career-highs in gross punting average (46.8) and net punting average (44.5)... His 44.5 net punting average led all NFL punters (min. 10 punts) and set a new franchise record... Completed two passes for 16 yards
- **12/15 at OAK:** Punted five times for 248 yards (49.6 gross avg.), including two punts inside the 20 and a season-long punt of 66 yards
- **12/22 at ATL:** Punted five times for 254 yards (50.8 gross avg.), including one downed inside the 20... Completed one pass for 7 yards to S Cody Davis on a fake punt that resulted in a first down in the second quarter



## 2018 (Jaguars)

- Downed 37 punts inside the 20, a franchise record and the third-most in the NFL... Punted 86 times, placing 43.0 percent of his punts inside the 20, the highest mark by a rookie in franchise history

## COLLEGE

- Appeared in 45 career games serving as the primary punter his last three years and the primary kickoff specialist as a senior and freshman
- Averaged 41.7 yards per punt during his career, which ranked seventh in school history
- Of his 150 punts 35 traveled more than 50 yards, and 60 were pinned inside the 20

## PERSONAL

- Married the former Mary Menger Jones in February 2020, the couple has two sons Cooper and Tate
- Attended Columbia (Miss.) Academy
- All-state punter tallied 24 punts for an average of 44.2 yards in his senior season, while also seeing action at wide receiver and defensive back
- Avid hunter and fisherman, who also owns an outdoorsman company that specializes in turkey calls
- Involved with the Catch-A-Dream Foundation, which takes children with life-threatening illnesses on hunting and fishing adventures of a lifetime
- After he and his wife learned of the limitations Kenyans have to clean water, they partnered with Zoe Ministries in the summer of 2021 to help fund the drilling of a water well in a remote village on the Kenya-Uganda border

### LOGAN COOKE'S NFL REGULAR SEASON PUNTING STATISTICS

DATE	TEAM	GP	NO.	YDS.	AVG.	OPP. RET.	YDS.	NET YDS.	AVG.	TB	IN20	LG	BK
2018	Jaguars	16	86	3,872	45.0	37	184	3,548	41.3	7	37	72	0
2019	Jaguars	16	75	3,507	46.8	24	127	3,340	44.5	2	25	66	0
2020	Jaguars	14	56	2,669	47.7	26	148	2,421	43.2	5	19	67	0
2021	Jaguars	15	64	3,026	47.3	22	173	2,833	43.6	1	28	68	1
2022	Jaguars	17	58	2,862	49.3	29	203	2,539	43.8	6	24	70	0
2023	Jaguars	17	61	2,893	47.4	22	143	2,670	43.8	4	29	65	0
<b>NFL TOTALS</b>		<b>95</b>	<b>400</b>	<b>18,829</b>	<b>47.1</b>	<b>160</b>	<b>978</b>	<b>17,351</b>	<b>43.3</b>	<b>25</b>	<b>162</b>	<b>72</b>	<b>1</b>

### LOGAN COOKE'S NFL POSTSEASON PUNTING STATISTICS

DATE	TEAM	GP	NO.	YDS.	AVG.	OPP. RET.	YDS.	NET YDS.	AVG.	TB	IN20	LG	BK
2022	Jaguars	2	7	315	45.0	3	23	292	41.7	0	3	58	0
<b>NFL TOTALS</b>		<b>2</b>	<b>7</b>	<b>315</b>	<b>45.0</b>	<b>3</b>	<b>23</b>	<b>292</b>	<b>41.7</b>	<b>0</b>	<b>3</b>	<b>58</b>	<b>0</b>

### SINGLE-GAME HIGHS: PUNTER

<b>Punts</b>	9 at Houston Texans, Dec 30, 2018 9 vs. Pittsburgh Steelers, Nov 18, 2018	<b>Inside the 20</b>	5 at Los Angeles Rams, Dec 05, 2021 5 at Indianapolis Colts, Nov 14, 2021
<b>Gross Punting Yards</b>	449 at Houston Texans, Dec 30, 2018 415 vs. Pittsburgh Steelers, Nov 18, 2018	<b>Pass Attempts</b>	1 at New Orleans Saints, Oct 19, 2023 1 at Atlanta Falcons, Dec 22, 2019 ...2 more at 1.
<b>Gross Punting Avg</b>	68.7 vs. Baltimore Ravens, Nov 27, 2022 56.8 vs. Denver Broncos, Sep 19, 2021	<b>Pass Completions</b>	1 at New Orleans Saints, Oct 19, 2023 1 at Atlanta Falcons, Dec 22, 2019 ...2 more at 1.
<b>Net Punting Yards</b>	393 at Houston Texans, Dec 30, 2018 342 vs. Pittsburgh Steelers, Nov 18, 2018	<b>Yards Passing</b>	13 at New Orleans Saints, Oct 19, 2023 9 vs. Los Angeles Chargers, Dec 08, 2019
<b>Net Punting Avg</b>	55.3 vs. Baltimore Ravens, Nov 27, 2022 53.3 vs. Atlanta Falcons, Oct 01, 2023	<b>Special Teams Tackles</b>	1 vs. Houston Texans, Dec 19, 2021 1 vs. Arizona Cardinals, Sep 26, 2021 ...1 more at 1.
<b>Longest Punts</b>	72 vs. Washington Redskins, Dec 16, 2018 70 vs. Baltimore Ravens, Nov 27, 2022		

### SINGLE-GAME HIGHS - POSTSEASON: PUNTER

<b>Punts</b>	4 at Kansas City Chiefs, Jan 21, 2023 3 vs. Los Angeles Chargers, Jan 14, 2023	<b>Net Punting Avg</b>	42.0 at Kansas City Chiefs, Jan 21, 2023 41.3 vs. Los Angeles Chargers, Jan 14, 2023
<b>Gross Punting Yards</b>	191 at Kansas City Chiefs, Jan 21, 2023 124 vs. Los Angeles Chargers, Jan 14, 2023	<b>Longest Punts</b>	58 at Kansas City Chiefs, Jan 21, 2023 46 vs. Los Angeles Chargers, Jan 14, 2023
<b>Gross Punting Avg</b>	47.8 at Kansas City Chiefs, Jan 21, 2023 41.3 vs. Los Angeles Chargers, Jan 14, 2023	<b>Inside the 20</b>	2 at Kansas City Chiefs, Jan 21, 2023 1 vs. Los Angeles Chargers, Jan 14, 2023
<b>Net Punting Yards</b>	168 at Kansas City Chiefs, Jan 21, 2023 124 vs. Los Angeles Chargers, Jan 14, 2023		





**2023 GAME-BY-GAME REGULAR-SEASON STATISTICS (JAGUARS)**

DATE	OPPONENT		NO.	YDS.	AVG.	OPP. RET.	YDS.	NET YDS.	AVG	TB	IN20	LG	BK	W/L	SCORE
09/10	at Colts	P	5	223	44.6	2	20	203	40.6	0	2	52	0	W	31-21
09/17	Chiefs	P	5	243	48.6	3	8	235	47.0	0	4	57	0	L	9-17
09/24	Texans	P	2	94	47.0	0	0	74	37.0	1	1	54	0	L	17-37
10/01	Falcons	P	3	160	53.3	0	0	160	53.3	0	3	59	0	W	23-7
10/08	at Bills	P	5	247	49.4	2	9	218	43.6	1	3	60	0	W	25-20
10/15	Colts	P	4	203	50.8	2	13	190	47.5	0	1	62	0	W	37-20
10/19	at Saints	P	5	224	44.8	0	0	224	44.8	0	4	54	0	W	31-24
10/29	at Steelers	P	3	131	43.7	0	0	111	37.0	1	2	54	0	W	20-10
11/12	49ers	P	5	268	53.6	4	30	218	43.6	1	0	62	0	L	3-34
11/19	Titans	P	2	103	51.5	1	15	88	44.0	0	1	54	0	W	34-14
11/26	at Texans	P	2	77	38.5	0	0	77	38.5	0	2	42	0	W	24-21
12/04	Bengals	P	5	203	40.6	2	11	192	38.4	0	2	43	0	L	31-34+
12/10	at Browns	P	7	321	45.9	2	19	302	43.1	0	2	57	0	L	27-31
12/17	Ravens	P	3	148	49.3	1	3	145	48.3	0	1	60	0	L	7-23
12/24	at Buccaneers	P	1	65	65.0	1	6	59	59.0	0	0	65	0	L	12-30
12/31	Panthers	P	3	140	46.7	2	9	131	43.7	0	1	53	0	W	26-0
01/07	at Titans	P	1	43	43.0	0	0	43	43.0	0	0	43	0	L	20-28
<b>2023 TOTALS</b>			<b>17</b>	<b>61</b>	<b>2,893</b>	<b>47.4</b>	<b>22</b>	<b>143</b>	<b>2,670</b>	<b>43.8</b>	<b>4</b>	<b>29</b>	<b>65</b>	<b>0</b>	<b>9-8</b>

+ - Overtime





# ELIJAH COOKS | 14

**POSITION:** WIDE RECEIVER  
**HT:** 6-4 | **WT:** 215 | **DOB:** 10-13-1998  
**COLLEGE:** SAN JOSE STATE  
**HOMETOWN:** ATASCADERO, CALIF.  
**ACQ:** FA-23  
**EXP:** 2nd YEAR

ElijahCooks  
 elijah\_cooks

## KEY TRANSACTIONS

- Originally signed as an undrafted free agent with Jacksonville on 5/1/23

## PRO

### 2023 (Jaguars)

- Saw action in nine games and recorded three receptions for 38 yards
- 12/24 at T.B.:** Recorded three receptions for 38 yards and saw action on special teams
- 10/15 vs. IND:** Saw action at wide receiver and on special teams in NFL debut

## COLLEGE

- Was selected to the 2022 All-Mountain West First Team
- In his final collegiate season at San Jose State, recorded a career-high in both touchdowns (10) and receiving yards (1,076) in 12 games
- Playing for Nevada from 2017-2021, Cooks appeared in 39 games, recorded 1,478 yards on 115 receptions and scored 18 touchdowns

## PERSONAL

- Majored in Sociology
- Lists Kobe Bryant as his sports hero
- His father, Adrian, played football at Fresno State and his sister, Mariah, played basketball at Washington State

## ELIJAH COOKS' NFL REGULAR SEASON RUSHING/RECEIVING STATISTICS

DATE	TEAM	RECEIVING							RUSHING				
		GP	GS	NO.	YDS.	AVG.	LG	TD	NO.	YDS.	AVG.	LG	TD
2023	Jaguars	9	0	3	38	12.7	23	0	0	0	0.0	0	0
<b>NFL TOTALS</b>		<b>9</b>	<b>0</b>	<b>3</b>	<b>38</b>	<b>12.7</b>	<b>23</b>	<b>0</b>	<b>0</b>	<b>0</b>	<b>0.0</b>	<b>0</b>	<b>0</b>

### SINGLE-GAME HIGHS: RECEIVING

<b>Receptions</b>	3 at Tampa Bay Buccaneers, Dec 24, 2023	<b>Longest Receptions</b>	23 at Tampa Bay Buccaneers, Dec 24, 2023
<b>Receiving Yards</b>	38 at Tampa Bay Buccaneers, Dec 24, 2023		13 at Tampa Bay Buccaneers, Dec 24, 2023
<b>Receiving Average</b>	12.7 at Tampa Bay Buccaneers, Dec 24, 2023	<b>All-Purpose Yards</b>	38 at Tampa Bay Buccaneers, Dec 24, 2023

### 2023 GAME-BY-GAME REGULAR-SEASON STATISTICS (JAGUARS)

DATE	OPPONENT	P/S	RECEIVING					RUSHING					W/L	SCORE
			NO.	YDS.	AVG.	LG	TD	NO.	YDS.	AVG.	LG	TD		
09/10	at Colts												W	31-21
09/17	Chiefs												L	9-17
09/24	Texans												L	17-37
10/01	Falcons												W	23-7
10/08	at Bills												W	25-20
10/15	Colts	P	0	0	0.0	0	0	0	0	0.0	0	0	W	37-20
10/19	at Saints	P	0	0	0.0	0	0	0	0	0.0	0	0	W	31-24
10/29	at Steelers	P	0	0	0.0	0	0	0	0	0.0	0	0	W	20-10
11/12	49ers	P	0	0	0.0	0	0	0	0	0.0	0	0	L	3-34
11/19	Titans												W	34-14
11/26	at Texans												W	24-21
12/04	Bengals												L	31-34+
12/10	at Browns	P	0	0	0.0	0	0	0	0	0.0	0	0	L	27-31
12/17	Ravens	P	0	0	0.0	0	0	0	0	0.0	0	0	L	7-23
12/24	at Buccaneers	P	3	38	12.7	23	0	0	0	0.0	0	0	L	12-30
12/31	Panthers	P	0	0	0.0	0	0	0	0	0.0	0	0	W	26-0
01/07	at Titans	P	0	0	0.0	0	0	0	0	0.0	0	0	L	20-28
<b>2023 TOTALS</b>		<b>9-0</b>	<b>3</b>	<b>38</b>	<b>12.7</b>	<b>23</b>	<b>0</b>	<b>0</b>	<b>0</b>	<b>0.0</b>	<b>0</b>	<b>0</b>	<b>9-8</b>	



+ - Overtime





# RONALD DARBY | 25

**POSITION:** CORNERBACK  
**HT:** 5-11 | **WT:** 193 | **DOB:** 1-2-1994  
**COLLEGE:** FLORIDA STATE  
**HOMETOWN:** OXON HILL, MD  
**ACQ:** UFA (BAL) - '24  
**EXP:** 10th YEAR

 @realronalddarby  
 @realronalddarby

## KEY TRANSACTIONS

- Originally selected by Buffalo in the second round (50th overall) of the 2015 NFL Draft
- Acquired by Philadelphia from Buffalo on 8/10/17 in exchange for WR Jordan Matthews and a 2018 third-round pick
- Signed a one-year contract with Philadelphia on 3/14/19
- Signed with Washington on 3/31/20
- Signed with Denver on 3/16/21
- Released by Denver on 3/14/23
- Signed with Baltimore on 8/17/23
- Signed by Jacksonville as an unrestricted free agent on 3/14/24

## PRO

### 2023 (Ravens)

- Saw action in 16 games (eight starts) during his first season as a Raven, posting 25 tackles, seven passes defensed and one tackle for loss, while adding three special teams tackles
- Helped the Ravens' defense become the first unit in NFL history to lead the league in scoring (16.5), sacks (60.0) and takeaways (31)

### 2022 (Broncos)

- **10/6 vs. IND:** Posted 14 tackles (12 solo), three passes defensed and his first-career forced fumble during the first five games of the 2022 season before suffering a torn ACL

### 2021 (Broncos)

- Appeared in 11 games (all starts) for the Broncos in 2021, totaling 53 tackles (42 solo), six passes defensed and one tackle for loss on a defense that ranked eighth overall (326.1 ypg) and against the pass (214.8 ypg)
- **11/14 vs. PHI:** Tied his season-high eight tackles
- **10/21 at CLE:** Posted a season-high eight tackles

### 2020 (Commanders)

- Started in all 16 regular season games and one playoff contest with Washington
- In regular season action, he collected 55 tackles (43 solo), 16 passes defensed, one tackle for loss and his first-career fumble recovery, helping Washington rank second in total defense (304.6 ypg) and passing defense (191.8 ypg)
- His 16 passes defensed marked the NFL's fifth-most
- **1/9 vs. T.B.:** Posted five total tackles (two solo) and one pass defensed in the Wild Card Playoff, falling to the eventual Super Bowl LV champions

### 2019 (Eagles)

- Started in all 11 games he appeared in for Philadelphia, finishing with 37 tackles (34 solo), 11 passes defensed, two interceptions and one tackle for loss
- Contributed to an Eagles defense that ranked 10th overall (331.7 ypg) and fourth on third down (34.1%)

### 2018 (Eagles)

- Led the Eagles defense with 12 passes defensed over nine games played (all starts), while also posting 43 tackles (39 solo), one interception and one tackle for loss on a unit that posted the league's best opponent red zone (44.6%) and goal-to-go conversion percentage (53.9%)

### 2017 (Eagles)

- Notched a team-high 18 tackles (16 solo) and six passes defensed, while adding one tackle for loss during the Eagles' playoff run that culminated in a Super Bowl LII victory
- Collected a career-best three interceptions, while adding 34 tackles (30 solo) and nine passes defensed in eight appearances (seven starts) for the Eagles
- **2/4 vs N.E.:** Notched a team-high 18 tackles (16 solo) and six passes defensed, while adding one tackle for loss during an Eagles playoff run that culminated in a Super Bowl LII victory over N.E.
- **1/21 vs. MIN:** Recorded seven tackles (five solo) and three passes defensed in the NFC Championship



## 2016 (Bills)

- Posted a career-high 69 tackles (60 solo), while also adding 12 passes defended, one tackle for loss and one quarterback hit in 14 games (all starts) with the Bills
- Contributed to a defense that ranked sixth against the pass (223.9 ypg)
- **11/7 at SEA:** Became the fastest Bills player to reach 30 career passes defended (23 games) after batting down a pass

## 2015 (Bills)

- Pro Football Focus Defensive Rookie of the Year (2015)
- PFWA All-Rookie Team (2015)
- Recorded 68 tackles (61 solo), two interceptions and career-bests in tackles for loss (three) and passes defended (21) for Buffalo in 15 games (all starts)
- His 21 passes defended, which were the league's fifth most overall in 2015, still stand third on single-season rookie charts since becoming an official stat in 1999
- **9/13 vs. IND:** Recorded six total tackles (five solo), two passes defended and one interception in his NFL debut, becoming the first Bills player to record an interception in an NFL debut since S Donte Whitner in 2006

## COLLEGE

- Played three seasons (2012-14) at Florida State, collecting 79 total tackles (57 solo), 16 passes defended, two interceptions, two forced fumbles, one tackle for loss and one fumble recovery over 42 career games (23 starts)
- Made 14 appearances (nine starts) as a key member of the nation's No. 1 pass defense (156.6 ypg) in 2013, allowing just nine completions and zero touchdowns on 27 targets during the Seminoles' National Championship season
- Earned ACC Defensive Rookie of the Year honors in 2012 after tying for the team lead in passes defended with eight
- Majored in social science at Florida State

## PERSONAL

- Attended Potomac (Oxon Hill, Md.) HS, where he played football and ran track
- Was a member of the USA medley relay team that brought home a gold medal from the 2011 World Youth Championships in France

### RONALD DARBY'S NFL REGULAR SEASON DEFENSIVE STATISTICS

DATE	TEAM	GP	GS	TK			TACKLES				INTERCEPTIONS					O. FUMB			ST			MISC								
				S	A	TFL	YDS	SK	YDS	QBH	NO	YDS	LG	TD	PD	FF	FR	TD	YDS	TK	S	A	FF	FR	S	A				
2015	Bills	15	15	68	61	7	3	4	0.0	0.0	0	2	48	27	0	21	0	0	0	0	0	0	0	0	0	0	0	0	0	0
2016	Bills	14	14	69	60	9	1	2	0.0	0.0	1	0	0	0	0	12	0	0	0	0	0	0	0	0	0	0	0	0	0	0
2017	Eagles	8	7	34	30	4	0	0	0.0	0.0	0	3	42	37	0	9	0	0	0	0	0	0	0	0	0	0	0	0	0	0
2018	Eagles	9	9	43	39	4	1	3	0.0	0.0	0	1	16	16	0	12	0	0	0	0	0	0	0	0	0	0	0	0	0	0
2019	Eagles	11	11	37	34	3	1	3	0.0	0.0	0	2	29	16	0	11	0	0	0	0	0	0	0	0	0	0	0	0	0	0
2020	Football Team	16	16	55	43	12	1	2	0.0	0.0	0	0	0	0	0	16	0	1	0	0	0	0	0	0	0	0	0	0	0	0
2021	Broncos	11	11	53	42	11	1	2	0.0	0.0	0	0	0	0	0	6	0	0	0	0	0	0	0	0	0	0	0	0	0	0
2022	Broncos	5	5	14	12	2	0	0	0.0	0.0	0	0	0	0	0	3	1	0	0	0	0	0	0	0	0	0	0	0	0	0
2023	Ravens	16	7	25	22	3	1	0	0.0	0.0	0	0	0	0	0	7	0	0	0	0	0	3	2	1	0	0	0	0	0	
<b>NFL TOTALS</b>		<b>105</b>	<b>95</b>	<b>398</b>	<b>343</b>	<b>55</b>	<b>9</b>	<b>16</b>	<b>0.0</b>	<b>0.0</b>	<b>1</b>	<b>8</b>	<b>135</b>	<b>37</b>	<b>0</b>	<b>97</b>	<b>1</b>	<b>1</b>	<b>0</b>	<b>0</b>	<b>3</b>	<b>2</b>	<b>1</b>	<b>0</b>	<b>0</b>	<b>0</b>	<b>0</b>	<b>0</b>	<b>0</b>	

### RONALD DARBY'S NFL POSTSEASON DEFENSIVE STATISTICS

DATE	TEAM	GP	GS	TK			TACKLES				INTERCEPTIONS					O. FUMB			ST			MISC								
				S	A	TFL	YDS	SK	YDS	QBH	NO	YDS	LG	TD	PD	FF	FR	TD	YDS	TK	S	A	FF	FR	S	A				
2017	Eagles	3	3	18	16	2	1	3	0.0	0.0	0	0	0	0	0	6	0	0	0	0	0	0	0	0	0	0	0	0	0	0
2018	Eagles	0	0	0	0	0	0	0	0.0	0.0	0	0	0	0	0	0	0	0	0	0	0	0	0	0	0	0	0	0	0	0
2019	Eagles	0	0	0	0	0	0	0	0.0	0.0	0	0	0	0	0	0	0	0	0	0	0	0	0	0	0	0	0	0	0	0
2020	Football Team	1	1	5	2	3	0	0	0.0	0.0	0	0	0	0	0	1	0	0	0	0	0	0	0	0	0	0	0	0	0	0
2023	Ravens	2	2	7	6	1	0	0	0.0	0.0	0	0	0	0	0	2	1	0	0	0	0	0	0	0	0	0	0	0	0	0
<b>NFL TOTALS</b>		<b>6</b>	<b>6</b>	<b>30</b>	<b>24</b>	<b>6</b>	<b>1</b>	<b>3</b>	<b>0.0</b>	<b>0.0</b>	<b>0</b>	<b>0</b>	<b>0</b>	<b>0</b>	<b>0</b>	<b>9</b>	<b>1</b>	<b>0</b>	<b>0</b>	<b>0</b>	<b>0</b>	<b>0</b>	<b>0</b>	<b>0</b>	<b>0</b>	<b>0</b>	<b>0</b>	<b>0</b>	<b>0</b>	<b>0</b>










# GABE DAVIS | O

**POSITION:** WIDE RECEIVER  
**HT:** 6-2 | **WT:** 225 | **DOB:** 3-1-1999  
**COLLEGE:** CENTRAL FLORIDA  
**HOMETOWN:** SANFORD, FL  
**ACQ:** UFA (BUF) - '24  
**EXP:** 5th YEAR

 @gabedavis0  
 @gabedavis

## KEY TRANSACTIONS

- Originally drafted by Buffalo in the fourth round (128th overall) of the 2020 draft
- Signed by Jacksonville as an unrestricted free agent on 3/14/24

## PRO

Since entering the NFL in 2020, 76.7% of his catches have resulted in a first down or a touchdown... That mark is the highest of all NFL players during that time

### 2023 (Bills)

- Started all 17 games of the regular season
- **12/23 at LAC:** Recorded four passes for 130 yards and one touchdown, the second-highest total of his career
- **11/26 at PHI:** Posted his second 100-yard receiving game of the season after recording six receptions for 105 yards and one touchdown
- **10/26 vs. TB:** Caught a career-high nine receptions for 87 yards and a touchdown
- **10/8 vs. JAX:** Caught six passes for 100 yards and one touchdown, posting his fourth overall 100+ yard receiving game

### 2022 (Bills)

- Started in all 15 regular season games he appeared in and two postseason games
- Scored seven touchdowns in the regular season, including two against Pittsburgh in Week 5
- Recorded 50+ receiving yards in six regular season games
- **1/15 vs. MIA:** Posted 113 receiving yards and a touchdown on six receptions in Wild Card matchup
- **10/9 vs. PIT:** Recorded a career-high 171 receiving yards on three receptions, including a 98-yard touchdown reception
- **11/13 vs. MIN:** Posted six receptions for 93 yards and a touchdown in an overtime win

### 2021 (Bills)

- Appeared in 16 games and started four games in the regular season
- **1/23 at KC:** Recorded eight receptions for 201 yards and four touchdowns including a 75-yard touchdown reception... Set the league record for most receiving touchdowns in a single game in NFL postseason history
- **12/19 vs. CAR:** Posted 85 yards and two touchdowns on five receptions, marking his first time recording multiple touchdowns in a single game
- **11/14 at NYJ:** Recorded three receptions for 105 yards

### 2020 (Bills)

- Started in 11 games out of 16 games played in his rookie season
- **1/9 vs. IND:** Recorded four receptions for 85 yards in Wild Card win
- **1/3 vs. MIA:** Posted two receptions for 107 yards including a 56-yard touchdown reception
- **9/27 vs. LAR:** Caught all four receptions he was targeted for 81 yards and 21 yards after catch
- **9/20 at MIA:** Recorded one reception for six yards and a touchdown, marking his first career touchdown

## COLLEGE

- Attended the University of Central Florida and totaled 23 career receiving touchdowns, a mark that ranks second in school history
- With 2,447 career receiving yards, he ranks seventh all-time at UCF
- His 152 career receptions are the 10th most in UCF history
- Had eight games of 100 or more receiving yards, tied for the ninth most in program history

## PERSONAL

- Welcomed a daughter in spring 2024
- Has two siblings, one of which is a tight end at UCF
- Son of Alana Davis
- Enjoys fishing and playing video games when not playing football



**GABE DAVIS' NFL REGULAR SEASON RUSHING/RECEIVING STATISTICS**

DATE	TEAM	RECEIVING							RUSHING				
		GP	GS	NO.	YDS.	AVG.	LG	TD	NO.	YDS.	AVG.	LG	TD
2020	Bills	16	11	35	599	17.1	56t	7	1	0	0.0	0	0
2021	Bills	16	4	35	549	15.7	49	6	0	0	0.0	0	0
2022	Bills	15	15	48	836	17.4	98t	7	0	0	0.0	0	0
2023	Bills	17	17	45	746	16.6	57t	7	1	-2	-2.0	-2	0
<b>NFL TOTALS</b>		<b>64</b>	<b>47</b>	<b>163</b>	<b>2,730</b>	<b>16.7</b>	<b>98T</b>	<b>27</b>	<b>2</b>	<b>-2</b>	<b>-1.0</b>	<b>0</b>	<b>0</b>

**GABE DAVIS' NFL POSTSEASON RUSHING/RECEIVING STATISTICS**

DATE	TEAM	RECEIVING							RUSHING				
		GP	GS	NO.	YDS.	AVG.	LG	TD	NO.	YDS.	AVG.	LG	TD
2020	Bills	3	2	4	85	21.3	37	0	0	0	0.0	0	0
2021	Bills	2	0	10	242	24.2	75t	5	0	0	0.0	0	0
2022	Bills	2	2	8	147	18.4	33	1	0	0	0.0	0	0
2023	Bills	0	0	0	0	0.0	0	0	0	0	0.0	0	0
<b>NFL TOTALS</b>		<b>7</b>	<b>4</b>	<b>22</b>	<b>474</b>	<b>21.5</b>	<b>75T</b>	<b>6</b>	<b>0</b>	<b>0</b>	<b>0.0</b>	<b>0</b>	<b>0</b>

**SINGLE-GAME HIGHS: RUSHING/RECEIVING**

<b>Rush Attempts</b>	1 at Washington Commanders, Sep 24, 2023 1 at Miami Dolphins, Sep 20, 2020	<b>Receiving TDs</b>	2 vs. Pittsburgh Steelers, Oct 09, 2022 2 vs. Carolina Panthers, Dec 19, 2021
<b>Receptions</b>	9 vs. Tampa Bay Buccaneers, Oct 26, 2023 6 at Philadelphia Eagles, Nov 26, 2023 ...3 more at 6.	<b>All-Purpose Yards</b>	171 vs. Pittsburgh Steelers, Oct 09, 2022 130 at Los Angeles Chargers, Dec 23, 2023
<b>Receiving Yards</b>	171 vs. Pittsburgh Steelers, Oct 09, 2022 130 at Los Angeles Chargers, Dec 23, 2023	<b>Most TDs</b>	2 vs. Pittsburgh Steelers, Oct 09, 2022 2 vs. Carolina Panthers, Dec 19, 2021
<b>Receiving Average</b>	57.0 vs. Pittsburgh Steelers, Oct 09, 2022 35.0 at New York Jets, Nov 14, 2021	<b>Miscellaneous Tackles</b>	1 at Miami Dolphins, Jan 07, 2024 1 vs. Denver Broncos, Nov 13, 2023 ...9 more at 1.
<b>Longest Receptions</b>	98t vs. Pittsburgh Steelers, Oct 09, 2022 62t vs. Pittsburgh Steelers, Oct 09, 2022		

**SINGLE-GAME HIGHS - POSTSEASON: RECEIVING**

<b>Receptions</b>	8 at Kansas City Chiefs, Jan 23, 2022 6 vs. Miami Dolphins, Jan 15, 2023	<b>Receiving TDs</b>	4 at Kansas City Chiefs, Jan 23, 2022 1 vs. Miami Dolphins, Jan 15, 2023 ...1 more at 1.
<b>Receiving Yards</b>	201 at Kansas City Chiefs, Jan 23, 2022 113 vs. Miami Dolphins, Jan 15, 2023	<b>All-Purpose Yards</b>	201 at Kansas City Chiefs, Jan 23, 2022 113 vs. Miami Dolphins, Jan 15, 2023
<b>Receiving Average</b>	25.1 at Kansas City Chiefs, Jan 23, 2022 21.3 vs. Indianapolis Colts, Jan 09, 2021	<b>Most TDs</b>	4 at Kansas City Chiefs, Jan 23, 2022 1 vs. Miami Dolphins, Jan 15, 2023 ...1 more at 1.
<b>Longest Receptions</b>	75t at Kansas City Chiefs, Jan 23, 2022 37 vs. Indianapolis Colts, Jan 09, 2021		

**100-YARD RECEIVING GAMES (6): REGULAR SEASON**

DATE	TEAM	NO.	YDS.	AVG.	LG	TD
01/03/21	DOLPHINS	2	107	53.5	56t	1
11/14/21	at Jets	3	105	35.0	49	0
10/09/22	STEELERS	3	171	57.0	98t	2
10/08/23	JAGUARS	6	100	16.7	29	1
11/26/23	at Eagles	6	105	17.5	25	1
12/23/23	at Chargers	4	130	32.5	57t	1

**100-YARD RECEIVING GAMES (2): POSTSEASON**

DATE	TEAM	NO.	YDS.	AVG.	LG	TD
01/23/22	at Chiefs	8	201	25.1	75t	4
01/15/23	DOLPHINS	6	113	18.8	33	1



**2023 GAME-BY-GAME REGULAR-SEASON STATISTICS (BILLS)**

DATE	OPPONENT	P/S	RECEIVING					RUSHING					W/L	SCORE
			NO.	YDS.	AVG.	LG	TD	NO.	YDS.	AVG.	LG	TD		
09/11	at Jets	S	2	32	16.0	26	0	0	0	0.0	0	0	L	16-22+
09/17	Raiders	S	6	92	15.3	40	1	0	0	0.0	0	0	W	38-10
09/24	at Commanders	S	1	35	35.0	35t	1	1	-2	-2.0	-2	0	W	37-3
10/01	Dolphins	S	3	61	20.3	34	1	0	0	0.0	0	0	W	48-20
10/08	Jaguars	S	6	100	16.7	29	1	0	0	0.0	0	0	L	20-25
10/15	Giants	S	3	21	7.0	9	0	0	0	0.0	0	0	W	14-9
10/22	at Patriots	S	1	6	6.0	6	0	0	0	0.0	0	0	L	25-29
10/26	Buccaneers	S	9	87	9.7	16	1	0	0	0.0	0	0	W	24-18
11/05	at Bengals	S	0	0	0.0	0	0	0	0	0.0	0	0	L	18-24
11/13	Broncos	S	2	56	28.0	38	0	0	0	0.0	0	0	L	22-24
11/19	Jets	S	0	0	0.0	0	0	0	0	0.0	0	0	W	32-6
11/26	at Eagles	S	6	105	17.5	25	1	0	0	0.0	0	0	L	34-37+
12/10	at Chiefs	S	0	0	0.0	0	0	0	0	0.0	0	0	W	20-17
12/17	Cowboys	S	0	0	0.0	0	0	0	0	0.0	0	0	W	31-10
12/23	at Chargers	S	4	130	32.5	57t	1	0	0	0.0	0	0	W	24-22
12/31	Patriots	S	2	21	10.5	15	0	0	0	0.0	0	0	W	27-21
01/07	at Dolphins	S	0	0	0.0	0	0	0	0	0.0	0	0	W	21-14
<b>2023 TOTALS</b>		<b>17-17</b>	<b>45</b>	<b>746</b>	<b>16.6</b>	<b>57T</b>	<b>7</b>	<b>1</b>	<b>-2</b>	<b>-2.0</b>	<b>-2</b>	<b>0</b>	<b>11-6</b>	

+ - Overtime

**2023 GAME-BY-GAME POSTSEASON STATISTICS (BILLS)**

DATE	OPPONENT	P/S	RECEIVING					RUSHING					W/L	SCORE
			NO.	YDS.	AVG.	LG	TD	NO.	YDS.	AVG.	LG	TD		
01/15	Steelers												W	31-17
01/21	Chiefs												L	24-27
<b>2023 TOTALS</b>		<b>0-0</b>	<b>0</b>	<b>0</b>	<b>0.0</b>	<b>0</b>	<b>0</b>	<b>0</b>	<b>0</b>	<b>0.0</b>	<b>0</b>	<b>0</b>	<b>1-1</b>	








# JOSIAH DEGUARA | 81

**POSITION:** TIGHT END  
**HT:** 6-2 | **WT:** 238 | **DOB:** 2-14-1997  
**COLLEGE:** CINCINNATI  
**HOMETOWN:** FOLSOM, CALIF.  
**ACQ:** UFA (GB) -'24  
**EXP:** 5th YEAR

 @JosiahD5  
 @josiahdeguara

## KEY TRANSACTIONS

- Originally drafted by Green Bay in the third round (94th overall) in the 2020 NFL Draft
- Signed with Jacksonville as an unrestricted free agent on 3/26/24

## PRO

### 2023 (Packers)

- Appeared in 15 games with four starts and posted eight receptions for 65 yards (8.1 avg.) and four tackles on special teams
- Appeared in both postseason games and recorded a tackle on special teams
- **1/20 at S.F.:** Saw action at tight end and recorded one tackle on special teams in NFC Divisional round
- **10/9 at L.V.:** Recorded a 19-yard reception and saw action on special teams
- **9/28 vs. DET:** Played 36 snaps and posted a season-high four catches for 34 yards

### 2022 (Packers)

- Played in all 17 games with three starts and had 13 catches for 114 yards (8.8 avg.)
- **11/6 at DET:** Recorded a career-high five catches for 41 yards including one 25-yard reception
- **10/9 vs. NYG:** Posted two receptions for 19 yards and was credited with his first-career safety
- **9/11 at MIN:** Recorded two receptions for 28 yards, both of which picked up first downs

### 2021 (Packers)

- Appeared in 16 games with two starts and recorded a season-high 25 receptions for a career-best 245 yards and two touchdowns
- **1/22 vs. S.F.:** Recorded one tackle on special teams in NFC Divisional round
- **1/9 at DET:** Posted three receptions for a career-best 66 yards including a career-long 62-yard touchdown reception... His 62-yard touchdown is tied for the second-longest reception by a tight end in Packers history
- **12/12 vs. CHI:** Recorded three receptions for 44 yards
- **11/21 at MIN:** Posted two receptions for 37 yards including a 25-yard touchdown, marking his first career touchdown reception

### 2020 (Packers)

- Played in two games with one start and had one catch for 12 yards before suffering a season-ending knee injury
- **9/13 at MIN:** Posted his first career catch and became just the second rookie tight end to start for the Packers in Week 1 since the 1970 AFL-NFL merger

## COLLEGE

- Appeared in 46 games with 27 starts during his four seasons (2015-19) at the University of Cincinnati
- Posted 1,117 career receiving yards, joining Brent Celek (1,135 yards) as the only tight ends in school history to post 1,000-plus receiving yards
- Registered 92 career receptions, the most in school history by a tight end, and 12 touchdown catches
- Earned first-team All-American Athletic Conference honors in 2019
- His 504 receiving yards in 2019 were the second most in a season by a tight end in school history behind only Travis Kelce (722 in 2012)
- Earned his bachelor's degree and master's degree in sports administration
- Became the highest-drafted player from the University of Cincinnati since Kelce in 2013 (No. 61 overall)

## PERSONAL

- Born in Santa Rosa, California
- Married to wife, Ashton
- Attended Folsom High School, he helped the team post a 30-1 record over his final two seasons, including a CIF Division I state title and a 16-0 season as a senior in 2014
- Was a co-captain and starter for his high school basketball team that advanced to the Division II state championship in 2013-14
- Visited hospitals and a Boys & Girls Club while he was in college



**JOSIAH DEGUARA'S NFL REGULAR SEASON RUSHING/RECEIVING STATISTICS**

DATE	TEAM	GP	GS	RECEIVING					RUSHING				
				NO.	YDS.	AVG.	LG	TD	NO.	YDS.	AVG.	LG	TD
2020	Packers	2	1	1	12	12.0	12	0	0	0	0.0	0	0
2021	Packers	16	2	25	245	9.8	62t	2	0	0	0.0	0	0
2022	Packers	17	3	13	114	8.8	25	0	0	0	0.0	0	0
2023	Packers	15	4	8	65	8.1	19	0	0	0	0.0	0	0
<b>NFL TOTALS</b>		<b>50</b>	<b>10</b>	<b>47</b>	<b>436</b>	<b>9.3</b>	<b>62T</b>	<b>2</b>	<b>0</b>	<b>0</b>	<b>0.0</b>	<b>0</b>	<b>0</b>

**JOSIAH DEGUARA'S NFL POSTSEASON RUSHING/RECEIVING STATISTICS**

DATE	TEAM	GP	GS	RECEIVING					RUSHING				
				NO.	YDS.	AVG.	LG	TD	NO.	YDS.	AVG.	LG	TD
2020	Packers	0	0	0	0	0.0	0	0	0	0	0.0	0	0
2021	Packers	1	0	0	0	0.0	0	0	0	0	0.0	0	0
2023	Packers	2	0	0	0	0.0	0	0	0	0	0.0	0	0
<b>NFL TOTALS</b>		<b>3</b>	<b>0</b>	<b>0</b>	<b>0</b>	<b>0.0</b>	<b>0</b>	<b>0</b>	<b>0</b>	<b>0</b>	<b>0.0</b>	<b>0</b>	<b>0</b>

**JOSIAH DEGUARA'S NFL REGULAR SEASON RETURN STATISTICS**

DATE	TEAM	KICKOFF RETURNS					PUNT RETURNS					
		RET.	YDS.	AVG.	LG	TD	NO.	FC	YDS.	AVG.	LG	TD
2020	Packers	0	0	0.0	0	0	0	0	0	0.0	0	0
2021	Packers	0	0	0.0	0	0	0	0	0	0.0	0	0
2022	Packers	1	0	0.0	0	0	0	0	0	0.0	0	0
2023	Packers	0	0	0.0	0	0	0	0	0	0.0	0	0
<b>NFL TOTALS</b>		<b>1</b>	<b>0</b>	<b>0.0</b>	<b>0</b>	<b>0</b>	<b>0</b>	<b>0</b>	<b>0</b>	<b>0.0</b>	<b>0</b>	<b>0</b>

**JOSIAH DEGUARA'S NFL POSTSEASON RETURN STATISTICS**

DATE	TEAM	KICKOFF RETURNS					PUNT RETURNS					
		RET.	YDS.	AVG.	LG	TD	NO.	FC	YDS.	AVG.	LG	TD
2020	Packers	0	0	0.0	0	0	0	0	0	0.0	0	0
2021	Packers	0	0	0.0	0	0	0	0	0	0.0	0	0
2023	Packers	0	0	0.0	0	0	0	0	0	0.0	0	0
<b>NFL TOTALS</b>		<b>0</b>	<b>0</b>	<b>0.0</b>	<b>0</b>	<b>0</b>	<b>0</b>	<b>0</b>	<b>0</b>	<b>0.0</b>	<b>0</b>	<b>0</b>

**SINGLE-GAME HIGHS: RUSHING/RECEIVING**

<b>Receptions</b>	5 at Detroit Lions, Nov 06, 2022 4 vs. Detroit Lions, Sep 28, 2023	<b>All-Purpose Yards</b>	66 at Detroit Lions, Jan 09, 2022 44 vs. Chicago Bears, Dec 12, 2021
<b>Receiving Yards</b>	66 at Detroit Lions, Jan 09, 2022 44 vs. Chicago Bears, Dec 12, 2021	<b>Kickoff Returns</b>	1 at Miami Dolphins, Dec 25, 2022
<b>Receiving Average</b>	22.0 at Detroit Lions, Jan 09, 2022 14.7 vs. Chicago Bears, Dec 12, 2021	<b>Special Teams Tackles</b>	2 at Pittsburgh Steelers, Nov 12, 2023 1 vs. New Orleans Saints, Sep 24, 2023 ...1 more at 1.
<b>Longest Receptions</b>	62t at Detroit Lions, Jan 09, 2022 25 at Detroit Lions, Nov 06, 2022 ...2 more at 25.	<b>Most TDs</b>	1 at Detroit Lions, Jan 09, 2022 1 at Minnesota Vikings, Nov 21, 2021
<b>Receiving TDs</b>	1 at Detroit Lions, Jan 09, 2022 1 at Minnesota Vikings, Nov 21, 2021	<b>Miscellaneous Tackles</b>	1 at Detroit Lions, Jan 09, 2022

**SINGLE-GAME HIGHS - POSTSEASON: RUSHING/RECEIVING**

<b>Special Teams Tackles</b>	1 at San Francisco 49ers, Jan 20, 2024 1 vs. San Francisco 49ers, Jan 22, 2022
------------------------------	---



**2023 GAME-BY-GAME REGULAR-SEASON STATISTICS (PACKERS)**

DATE	OPPONENT	P/S	RECEIVING					RUSHING					W/L	SCORE	
			NO.	YDS.	AVG.	LG	TD	NO.	YDS.	AVG.	LG	TD			
09/10	at Bears	S	0	0	0.0	0	0	0	0	0.0	0	0	0	W	38-20
09/17	at Falcons	S	2	5	2.5	4	0	0	0	0.0	0	0	0	L	24-25
09/24	Saints	S	0	0	0.0	0	0	0	0	0.0	0	0	0	W	18-17
09/28	Lions	P	4	34	8.5	13	0	0	0	0.0	0	0	0	L	20-34
10/09	at Raiders	P	1	19	19.0	19	0	0	0	0.0	0	0	0	L	13-17
10/22	at Broncos	P	0	0	0.0	0	0	0	0	0.0	0	0	0	L	17-19
10/29	Vikings	P	0	0	0.0	0	0	0	0	0.0	0	0	0	L	10-24
11/05	Rams	P	1	7	7.0	7	0	0	0	0.0	0	0	0	W	20-3
11/12	at Steelers	P	0	0	0.0	0	0	0	0	0.0	0	0	0	L	19-23
11/19	Chargers	P	0	0	0.0	0	0	0	0	0.0	0	0	0	W	23-20
11/23	at Lions													W	29-22
12/03	Chiefs													W	27-19
12/11	at Giants	P	0	0	0.0	0	0	0	0	0.0	0	0	0	L	22-24
12/17	Buccaneers	S	0	0	0.0	0	0	0	0	0.0	0	0	0	L	20-34
12/24	at Panthers	P	0	0	0.0	0	0	0	0	0.0	0	0	0	W	33-30
12/31	at Vikings	P	0	0	0.0	0	0	0	0	0.0	0	0	0	W	33-10
01/07	Bears	P	0	0	0.0	0	0	0	0	0.0	0	0	0	W	17-9
<b>2023 TOTALS</b>		<b>15-4</b>	<b>8</b>	<b>65</b>	<b>8.1</b>	<b>19</b>	<b>0</b>	<b>0</b>	<b>0</b>	<b>0.0</b>	<b>0</b>	<b>0</b>	<b>0</b>	<b>9-8</b>	

**2023 GAME-BY-GAME POSTSEASON STATISTICS (PACKERS)**

DATE	OPPONENT	P/S	RECEIVING					RUSHING					W/L	SCORE	
			NO.	YDS.	AVG.	LG	TD	NO.	YDS.	AVG.	LG	TD			
01/14	at Cowboys	P	0	0	0.0	0	0	0	0	0.0	0	0	0	W	48-32
01/20	at 49ers	P	0	0	0.0	0	0	0	0	0.0	0	0	0	L	21-24
<b>2023 TOTALS</b>		<b>2-0</b>	<b>0</b>	<b>0</b>	<b>0.0</b>	<b>0</b>	<b>0</b>	<b>0</b>	<b>0</b>	<b>0.0</b>	<b>0</b>	<b>0</b>	<b>0</b>	<b>1-1</b>	





# DEVIN DUVERNAY | 12

POSITION: WIDE RECEIVER

HT: 5-11 | WT: 202 | DOB: 9-12-1997

COLLEGE: TEXAS

HOMETOWN: SACHSE, TEXAS

ACQ: UFA (BAL) - '24

EXP: 5th YEAR

 @Dev\_Duv5

 @dduv6



## KEY TRANSACTIONS

- Originally drafted by Baltimore in the third round (92nd overall) of the 2020 draft
- Signed by Jacksonville as an unrestricted free agent on 3/14/24

## PRO

### 2023 (Ravens)

- Appeared in 13 games (one start), totaling four receptions for 18 yards and four rushes for 15 yards, while also adding 23 punt returns for 290 yards (12.6 avg.) and nine kickoff returns for 174 yards (19.3 avg.)
- **1/20 vs. HOU:** Returned the second half-opening kickoff 37 yards to the Ravens' 45-yard line in the 34-10 Divisional Playoff win... Baltimore reached the end zone six plays into the ensuing possession
- **11/12 vs. CLE:** Recovered a muffed punt at the Browns' 12-yard line, leading to a RB Gus Edwards fourth-quarter touchdown
- **10/15 at TEN:** Registered 3 PRs for a career-high 91 yards, including a career-long 70-yarder, in the 24-16 victory

### 2022 (Ravens)

- Saw action in 14 games (13 starts) prior to his 12/20 Injured Reserve (foot) designation
- Finished the season as the NFL's only player with at least 15 kickoff returns and 15 punt returns to rank in the Top 10 in both yards-per-KOR average (26.5 – No. 10) and yards-per-PR avg. (11.9 – No. 5)
- Produced career highs in all major receiving categories, including receptions (37), yards (407) and TDs (3), while adding 12 carries for 84 yards and one TD
- Joined RB Nyheim Hines as one of two NFL players with a rushing touchdown, receiving touchdown and special teams touchdown
- **10/27 at TB:** Totaled a single-game best 163 all-purpose yards (72 KORs, 33 rushing, 31 receiving, and 27 PRs) and his first-career rushing TD (15 yards) in the 27-22 win... Became the first player in Ravens history to post a KOR-TD, receiving TD and rushing TD in a Ravens career
- **10/23 vs. CLE:** Recorded a season-long 31-yard reception and career-long 46-yard punt return in the 23-20 win
- **9/25 at NE:** Recorded a career-long 43-yard punt return and a contested 4-yard touchdown grab... Marked his third-straight game with a touchdown, joining WR Davante Adams, WR Cooper Kupp and RB James Robinson as the NFL's only four position players with a touchdown scored in each of the first three games of the season
- **9/18 vs. MIA:** Registered a 103-yard kickoff return-touchdown to open the game, marking the second KOR-TD of his career and the first time in franchise history that Baltimore returned the game's opening kickoff for a TD... Became the first player to register multiple receiving TDs (2 in Week 1 at NYJ) and a KOR-TD in the first two games of a season since Hall of Famer Bobby Mitchell accomplished the feat in 1962

### 2021 (Ravens)

- PFWA All-NFL (2021)
- PFWA All-AFC (2021)
- Finished as the NFL's only returner to rank in the Top 10 in both punt return average (13.8 – first) and kickoff return average (24.1 – seventh)... Tallied the NFL's second-most punt return yards (360), eighth-most kickoff return yards (676) and fifth-most total return yards (1,036)
- **11/21 at CHI:** Eclipsed 100 all-purpose yards (106) for the third time
- **10/17 vs. LAC:** Returned three punts for 44 yards (14.7 avg) and two KORs for 70 yards (35.0 avg), including a season-long 47-yarder... Became the NFL's first returner with a 40-yard PR (42) and KOR (47) in 2021
- **10/3 at DEN:** Recorded three punt returns for 64 yards (21.3 avg), including a career-long 42-yarder... Also added three receptions for 31 yards in the contest
- **9/26 at DET:** Capped an eight-play, 65-yard drive with a 19-yard TD reception, marking his first-career TD grab and added two punt returns for 21 yards, including a 29-yarder

### 2020 (Ravens)

- Played in all 16 games (three starts) in his rookie campaign, seeing action on special teams (as the primary kick returner) and offense... Returned 21 kicks for 578 yards and one touchdown, while adding four punt returns for 46 yards
- **1/10 at TEN:** Made his postseason debut in the 20-13 Wild Card Playoff win and served as Baltimore's primary punt returner and kick returner
- **9/28 vs. KC:** Returned a kickoff 93 yards for a touchdown and became the fifth Ravens rookie and the youngest Raven (23 years, 16 days) in franchise history to register a kickoff return touchdown





- **9/13 vs. CLE:** Made his NFL debut, recording his first-career reception for a 12-yard gain...Contributed on special teams with two kickoff returns for 64 yards, including a long of 38 yards

## COLLEGE

- Finished his Texas career with 176 receptions for 2,468 yards (14.0 ypc) and 16 touchdowns in 52 games (30 starts)
- Led all Big 12 wide receivers in receptions (106), receptions per game (8.2), receiving yards (1,341) and receiving yards per game (106.6) in 2019...Ranked third in receiving TDs (9)
- Became the 10th 2,000-yard career receiver in Longhorns' history after a nine-catch, 107-yard performance at Iowa State in 2019
- As a true freshman, tallied three-consecutive games with a touchdown reception, which stands as the seventh-longest streak in school history
- Earned first-team All-Big 12 (2019) and honorable mention Big 12 Offensive Player of the Year honors (2019)... Was a Earl Campbell Tyler Rose Award semifinalist (2019), two-time Big 12 Offensive Player of the Week (2019) and three-time Academic All-Big 12 selection (2017-19)

## PERSONAL

- His twin brother, Donovan, was a DB for the Longhorns and transferred to Northwestern State
- Is a first cousin of Arizona Cardinals QB Kyler Murray
- Uncle, Calvin Murray, played baseball at Texas... Uncle, Kevin Murray, played QB at Texas A&M in the 1980, while another uncle, Charles Murray, played WR at North Texas in the late 1970s... Uncle, Vince Murray, played DB at Tulsa in 2017 and suited up for the Salina Liberty of the Champions Indoor Football league
- Graduated from the University of Texas with a degree in sport management and a minor in business

### DEVIN DUVERNAY'S NFL REGULAR SEASON RUSHING/RECEIVING STATISTICS

DATE	TEAM	GP	GS	RECEIVING					RUSHING				
				NO.	YDS.	AVG.	LG	TD	NO.	YDS.	AVG.	LG	TD
2020	Ravens	16	3	20	201	10.1	39	0	4	70	17.5	42	0
2021	Ravens	16	7	33	272	8.2	21	2	7	50	7.1	19	0
2022	Ravens	14	13	37	407	11.0	31	3	12	84	7.0	18	1
2023	Ravens	13	1	4	18	4.5	10	0	4	15	3.8	8	0
<b>NFL TOTALS</b>		<b>59</b>	<b>24</b>	<b>94</b>	<b>898</b>	<b>9.6</b>	<b>39</b>	<b>5</b>	<b>27</b>	<b>219</b>	<b>8.1</b>	<b>42</b>	<b>1</b>

### DEVIN DUVERNAY'S NFL POSTSEASON RUSHING/RECEIVING STATISTICS

DATE	TEAM	GP	GS	RECEIVING					RUSHING				
				NO.	YDS.	AVG.	LG	TD	NO.	YDS.	AVG.	LG	TD
2020	Ravens	2	0	0	0	0.0	0	0	0	0	0.0	0	0
2022	Ravens	0	0	0	0	0.0	0	0	0	0	0.0	0	0
2023	Ravens	2	0	0	0	0.0	0	0	0	0	0.0	0	0
<b>NFL TOTALS</b>		<b>4</b>	<b>0</b>	<b>0</b>	<b>0</b>	<b>0.0</b>	<b>0</b>	<b>0</b>	<b>0</b>	<b>0</b>	<b>0.0</b>	<b>0</b>	<b>0</b>

### DEVIN DUVERNAY'S NFL REGULAR SEASON RETURN STATISTICS

DATE	TEAM	KICKOFF RETURNS					PUNT RETURNS					
		RET.	YDS.	AVG.	LG	TD	NO.	FC	YDS.	AVG.	LG	TD
2020	Ravens	21	578	27.5	93t	1	4	2	46	11.5	19	0
2021	Ravens	28	676	24.1	47	0	26	24	360	13.8	42	0
2022	Ravens	15	383	25.5	103t	1	16	18	190	11.9	46	0
2023	Ravens	9	174	19.3	28	0	23	20	290	12.6	70	0
<b>NFL TOTALS</b>		<b>73</b>	<b>1,811</b>	<b>24.8</b>	<b>103T</b>	<b>2</b>	<b>69</b>	<b>64</b>	<b>886</b>	<b>12.8</b>	<b>70</b>	<b>0</b>

### DEVIN DUVERNAY'S NFL POSTSEASON RETURN STATISTICS

DATE	TEAM	KICKOFF RETURNS					PUNT RETURNS					
		RET.	YDS.	AVG.	LG	TD	NO.	FC	YDS.	AVG.	LG	TD
2020	Ravens	1	20	20.0	20	0	0	4	0	0.0	0	0
2022	Ravens	0	0	0.0	0	0	0	0	0	0.0	0	0
2023	Ravens	2	53	26.5	37	0	3	2	32	10.7	21	0
<b>NFL TOTALS</b>		<b>3</b>	<b>73</b>	<b>24.3</b>	<b>37</b>	<b>0</b>	<b>3</b>	<b>6</b>	<b>32</b>	<b>10.7</b>	<b>21</b>	<b>0</b>



**SINGLE-GAME HIGHS: RUSHING/RECEIVING**

<b>Rush Attempts</b>	3 at Cincinnati Bengals, Sep 17, 2023 3 vs. Cincinnati Bengals, Oct 09, 2022	<b>Longest Kickoff Return</b>	103t vs. Miami Dolphins, Sep 18, 2022 93t vs. Kansas City Chiefs, Sep 28, 2020
<b>Rushing Yards</b>	42 vs. Cincinnati Bengals, Oct 11, 2020 33 at Tampa Bay Buccaneers, Oct 27, 2022	<b>Kickoff Return TDs</b>	1 vs. Miami Dolphins, Sep 18, 2022 1 vs. Kansas City Chiefs, Sep 28, 2020
<b>Longest Runs</b>	42 vs. Cincinnati Bengals, Oct 11, 2020 22 at Cincinnati Bengals, Jan 03, 2021	<b>Fair Catches</b>	5 vs. Pittsburgh Steelers, Jan 09, 2022 4 at Miami Dolphins, Nov 11, 2021
<b>Rushing TDs</b>	1 at Tampa Bay Buccaneers, Oct 27, 2022	<b>Punt Return Yards</b>	91 at Tennessee Titans, Oct 15, 2023 67 at Las Vegas Raiders, Sep 13, 2021
<b>Receptions</b>	6 vs. Denver Broncos, Dec 04, 2022 5 vs. Cincinnati Bengals, Oct 09, 2022	<b>Longest Punt Return</b>	70 at Tennessee Titans, Oct 15, 2023 46 vs. Cleveland Browns, Oct 23, 2022
<b>Receiving Yards</b>	54 vs. Cincinnati Bengals, Oct 09, 2022 54 at New York Jets, Sep 11, 2022	<b>Punt Returns</b>	4 vs. Indianapolis Colts, Sep 24, 2023 4 at Las Vegas Raiders, Sep 13, 2021
<b>Receiving Average</b>	15.0 at New England Patriots, Nov 15, 2020 13.5 at New York Jets, Sep 11, 2022	<b>Punt Return Average</b>	30.3 at Tennessee Titans, Oct 15, 2023 21.3 at Denver Broncos, Oct 03, 2021
<b>Longest Receptions</b>	39 vs. Pittsburgh Steelers, Nov 01, 2020 31 vs. Cleveland Browns, Oct 23, 2022	<b>Kickoff Return Average</b>	26.3 vs. Green Bay Packers, Dec 19, 2021 24.0 at Tampa Bay Buccaneers, Oct 27, 2022
<b>Receiving TDs</b>	2 at New York Jets, Sep 11, 2022 1 at New England Patriots, Sep 25, 2022 ...2 more at 1.	<b>Special Teams Tackles</b>	1 vs. Detroit Lions, Oct 22, 2023 1 at Tennessee Titans, Oct 15, 2023
<b>All-Purpose Yards</b>	163 at Tampa Bay Buccaneers, Oct 27, 2022 156 vs. Indianapolis Colts, Oct 11, 2021	<b>Most TDs</b>	2 at New York Jets, Sep 11, 2022 1 at Tampa Bay Buccaneers, Oct 27, 2022 ...6 more at 1.
<b>Kickoff Returns</b>	5 vs. Pittsburgh Steelers, Jan 09, 2022 5 vs. Indianapolis Colts, Oct 11, 2021	<b>Miscellaneous Tackles</b>	1 vs. Tennessee Titans, Nov 22, 2020
<b>Kickoff Return Yards</b>	119 vs. Kansas City Chiefs, Sep 28, 2020 113 vs. Pittsburgh Steelers, Jan 09, 2022	<b>Longest Own Fumble Return</b>	12 vs. Cincinnati Bengals, Oct 09, 2022 2 vs. Kansas City Chiefs, Sep 19, 2021

**SINGLE-GAME HIGHS - POSTSEASON: RUSHING/RECEIVING**

<b>All-Purpose Yards</b>	64 vs. Houston Texans, Jan 20, 2024 21 vs. Kansas City Chiefs, Jan 28, 2024	<b>Punt Return Yards</b>	21 vs. Kansas City Chiefs, Jan 28, 2024 11 vs. Houston Texans, Jan 20, 2024
<b>Kickoff Returns</b>	2 vs. Houston Texans, Jan 20, 2024 1 at Tennessee Titans, Jan 10, 2021	<b>Longest Punt Return</b>	21 vs. Kansas City Chiefs, Jan 28, 2024 11 vs. Houston Texans, Jan 20, 2024
<b>Kickoff Return Yards</b>	53 vs. Houston Texans, Jan 20, 2024 20 at Tennessee Titans, Jan 10, 2021	<b>Punt Returns</b>	2 vs. Kansas City Chiefs, Jan 28, 2024 1 vs. Houston Texans, Jan 20, 2024
<b>Longest Kickoff Return</b>	37 vs. Houston Texans, Jan 20, 2024 20 at Tennessee Titans, Jan 10, 2021	<b>Special Teams Tackles</b>	1 at Tennessee Titans, Jan 10, 2021
<b>Fair Catches</b>	3 at Tennessee Titans, Jan 10, 2021 2 vs. Houston Texans, Jan 20, 2024		

**2023 GAME-BY-GAME REGULAR-SEASON STATISTICS (RAVENS)**

DATE	OPPONENT	P/S	RECEIVING					RUSHING					W/L	SCORE	
			NO.	YDS.	AVG.	LG	TD	NO.	YDS.	AVG.	LG	TD			
09/10	Texans	P	0	0	0.0	0	0	0	0	0.0	0	0	W	25-9	
09/17	at Bengals	P	0	0	0.0	0	0	3	15	5.0	8	0	W	27-24	
09/24	Colts	P	0	0	0.0	0	0	0	0	0.0	0	0	L	19-22+	
10/01	at Browns	S	2	8	4.0	10	0	0	0	0.0	0	0	W	28-3	
10/08	at Steelers	P	0	0	0.0	0	0	0	0	0.0	0	0	L	10-17	
10/15	at Titans	P	0	0	0.0	0	0	0	0	0.0	0	0	W	24-16	
10/22	Lions	P	0	0	0.0	0	0	0	0	0.0	0	0	W	38-6	
10/29	at Cardinals	P	0	0	0.0	0	0	0	0	0.0	0	0	W	31-24	
11/05	Seahawks	P	2	10	5.0	7	0	0	0	0.0	0	0	W	37-3	
11/12	Browns	P	0	0	0.0	0	0	0	0	0.0	0	0	L	31-33	
11/16	Bengals	P	0	0	0.0	0	0	0	0	0.0	0	0	W	34-20	
11/26	at Chargers	P	0	0	0.0	0	0	1	0	0.0	0	0	W	20-10	
12/10	Rams	P	0	0	0.0	0	0	0	0	0.0	0	0	W	37-31+	
12/17	at Jaguars												W	23-7	
12/25	at 49ers												W	33-19	
12/31	Dolphins												W	56-19	
01/06	Steelers												L	10-17	
<b>2023 TOTALS</b>			<b>13-1</b>	<b>4</b>	<b>18</b>	<b>4.5</b>	<b>10</b>	<b>0</b>	<b>4</b>	<b>15</b>	<b>3.8</b>	<b>8</b>	<b>0</b>	<b>13-4</b>	

+ - Overtime



**2023 GAME-BY-GAME POSTSEASON STATISTICS (RAVENS)**

DATE	OPPONENT	P/S	RECEIVING					RUSHING					W/L	SCORE		
			NO.	YDS.	AVG.	LG	TD	NO.	YDS.	AVG.	LG	TD				
01/20	Texans	P	0	0	0.0	0	0	0	0	0	0.0	0	0	0	W	34-10
01/28	Chiefs	P	0	0	0.0	0	0	0	0	0	0.0	0	0	0	L	10-17
<b>2023 TOTALS</b>		<b>2-0</b>	<b>0</b>	<b>0</b>	<b>0.0</b>	<b>0</b>	<b>0</b>	<b>0</b>	<b>0</b>	<b>0</b>	<b>0.0</b>	<b>0</b>	<b>0</b>	<b>0</b>	<b>1-1</b>	





# BREVIN EASTON | 80

**POSITION:** WIDE RECEIVER  
**HT:** 5-10 | **WT:** 187 | **DOB:** 1-1-2001  
**COLLEGE:** ALBANY  
**HOMETOWN:** SEVERN, MD.  
**ACQ:** UDFA-'24  
**EXP:** R

@Brevineaston01  
 brevineaston

## KEY TRANSACTIONS

- Originally signed as an undrafted free agent with Jacksonville on 4/30/24

## COLLEGE

- During his senior season at Albany (2023), he recorded 57 receptions for 1,086 yards and 13 touchdowns
- Before transferring to Albany, he spent time at Assumption University (2019), where he earned NE10 All-Conference Rookie-Team Honors

## PERSONAL

- Has one brother, Jalon
- Lettered four years in football and one year in track at Archbishop Spalding High School (Severn, Md.)
- His favorite movie is "Friday"

## BREVIN EASTON'S COLLEGE RUSHING/RECEIVING STATISTICS

DATE	TEAM	GP	GS	RUSHING					RECEIVING				
				NO.	YDS.	AVG.	LG	TD	NO.	YDS.	AVG.	LG	TD
2019	Assumption	10	3	1	-11	-11.0	0	0	25	597	23.9	93	7
2021	Assumption	10	9	1	0	0.0	0	0	30	503	16.8	80	5
2022	UAlbany	11	5	0	0	0.0	0	0	28	423	15.1	44	2
2023	UAlbany	15	13	3	16	5.3	7	0	57	1,086	19.1	83	13
<b>TOTALS</b>		<b>46</b>	<b>30</b>	<b>5</b>	<b>5</b>	<b>1.0</b>	<b>7</b>	<b>0</b>	<b>140</b>	<b>2,609</b>	<b>18.6</b>	<b>93</b>	<b>27</b>

## BREVIN EASTON'S COLLEGE RETURN STATISTICS

DATE	TEAM	RET.	YDS.	AVG.	LG	TD	KICKOFF RETURNS			PUNT RETURNS		
							NO.	FC	YDS.	AVG.	LG	TD
2019	Assumption	1	19	19.0	19	0	0	0	0	0.0	0	0
2021	Assumption	2	34	17.0	19	0	0	0	0	0.0	0	0
2022	UAlbany	2	16	8.0	16	0	1	0	-1	-1.0	0	0
2023	UAlbany	2	41	20.5	22	0	0	0	0	0.0	0	0
<b>TOTALS</b>		<b>7</b>	<b>110</b>	<b>15.7</b>	<b>22</b>	<b>0</b>	<b>1</b>	<b>0</b>	<b>-1</b>	<b>-1.0</b>	<b>0</b>	<b>0</b>

## COLLEGE 2023 GAME-BY-GAME STATISTICS (UALBANY)

DATE	OPPONENT	P/S	RUSHING					RECEIVING					W/L	SCORE
			NO.	YDS.	AVG.	LG	TD	NO.	YDS.	AVG.	LG	TD		
08/26	Fordham	P	0	0	0.0	0	0	2	31	15.5	30	1	W	34-13
09/02	at Marshall	P	1	2	2.0	2	0	6	43	7.2	15	0	L	17-21
09/09	at Hawaii	S	1	7	7.0	7	0	3	25	8.3	14	0	L	20-31
09/23	at Morgan St.	S	0	0	0.0	0	0	0	0	0.0	0	0	W	23-17+
09/30	Villanova	S	0	0	0.0	0	0	5	86	17.2	42	0	W	31-10
10/07	at Towson	S	0	0	0.0	0	0	2	27	13.5	16	0	W	24-17
10/14	at New Hampshire	S	0	0	0.0	0	0	4	106	26.5	50	2	L	31-38
10/21	Rhode Island	S	0	0	0.0	0	0	2	88	44.0	83	1	W	35-10
10/28	at Maine	S	0	0	0.0	0	0	4	129	32.3	53	2	W	37-21
11/04	William & Mary	S	0	0	0.0	0	0	4	90	22.5	37	1	W	24-8
11/11	at Stony Brook	S	0	0	0.0	0	0	6	89	14.8	23	1	W	38-20
11/18	Monmouth	S	0	0	0.0	0	0	4	100	25.0	75	1	W	41-0
12/02	Richmond	S	0	0	0.0	0	0	2	13	6.5	12	1	W	41-13
12/09	at Idaho	S	1	7	7.0	7	0	9	228	25.3	64	3	W	30-22
12/15	at South Dakota St.	S	0	0	0.0	0	0	4	31	7.8	11	0	L	0-59
<b>2023 TOTALS</b>		<b>15-13</b>	<b>3</b>	<b>16</b>	<b>5.3</b>	<b>7</b>	<b>0</b>	<b>57</b>	<b>1,086</b>	<b>19.1</b>	<b>83</b>	<b>13</b>	<b>11-4</b>	

+ - Overtime







# TERRELL EDMUNDS | 45

POSITION: SAFETY  
HT: 6-1 | WT: 217 | DOB: 1-20-1997  
COLLEGE: VIRGINIA TECH  
HOMETOWN: DANVILLE, VA  
ACQ: FA-24  
EXP: 7th YEAR



## KEY TRANSACTIONS

- Originally drafted by Pittsburgh in the first round (28th overall) of the 2018 NFL Draft
- Signed by Pittsburgh as an unrestricted free agent on 3/14/24
- Signed by Philadelphia as an unrestricted free agent on 3/24/23
- Acquired via trade by Tennessee on 10/23/23
- Signed by Jacksonville as a free agent on 5/16/24

## PRO

### 2023 (Titans)

- Appeared in nine games (one start) after being traded by the Eagles on 10/23
- He recorded 15 tackles (12 solo), two passes defended, and one interception
- **1/07 vs. JAX:** Recorded four tackles (three solo) and the first interception of his 2023 season

### 2023 (Eagles)

- Appeared in seven games (three starts) for the Eagles before being traded to the Titans on 10/23/23
- He recorded a total of 26 tackles (19 solo), two special teams tackles (one solo) and one fumble recovery
- **9/14 vs. MIA:** Recorded six tackles (five solo) and one forced fumble
- **10/22 vs. MIA:** Started and recorded a team-leading nine tackles (eight solo)

### 2022 (Steelers)

- Started all 17 regular-season games and recorded 70 tackles (41 solo), five passes defended, three tackles for loss and a career-high 2.0 sacks in a single season
- **10/16 vs. T.B.:** Registered a season-high 10 tackles, including a tackle for loss
- **10/23 at MIA:** Recorded a season-high two passes defended
- **11/28 at IND:** Recorded six tackles (four solo) and 1.0 sack, marking his first of the season
- **1/08 at IND:** Registered his second sack of the season, taking down QB Deshaun Watson for an 11-yard loss

### 2021 (Steelers)

- Started all 17 regular-season games and recorded 89 tackles (63 solo), eight tackles for loss, six passes defended, 1.0 sack, two interceptions and one quarterback hit
- **9/26 vs. CIN:** Recorded five tackles (two solo) and the Steelers' first interception of 2021
- **12/19 vs. TEN:** Recorded a career-high 10 tackles (seven solo) and tied his career-high two tackles for loss
- **1/03 vs. CLE:** Tallied a career-high three passes defended and recorded his second career interception

### 2020 (Steelers)

- Appeared in 15 regular-season games (12 starts) and recorded 68 tackles (46 solo), eight passes defended, two interceptions, one tackle for loss, one quarterback hit and 1.0 sack
- **9/20 vs. DEN:** Recorded four tackles (two solo) 1.0 sack and one pass defended
- **11/22 at JAX:** Registered his first career multi-interception game, picking off QB Jake Luton two times

### 2019 (Steelers)

- Started all 16 games and recorded 105 tackles (71 solo), marking his first 100-plus tackle season and finished second on the team in tackles
- **9/15 vs. SEA:** Led the team with a career-high 11 tackles (eight solo) and added one pass defended
- **9/22 at S.F.:** Led the Steelers' secondary with 10 tackles (seven solo)
- **12/15 vs. BUF:** Led the team with 11 tackles (10 solo), tying his career high

### 2018 (Steelers)

- Started 15 of 16 games played as a rookie, tied for the third-most tackles on the team, and played 92.5% of the defensive snaps in 2018, second-most on the defense
- He recorded 78 tackles (55 solo), four passes defended, three quarterback hits, 1.0 sack and one interception
- **9/24 at T.B.:** Recorded the first interception of his career
- **9/30 vs. BAL:** Registered the first defensive fumble recovery of his career



- **12/02 vs. LAC:** Recorded eight tackles (five solo) and his first career sack

## COLLEGE

- Played in 37 games with 31 starts over a three-year span (2015-17) at Virginia Tech
- Totaled 196 tackles, 14 passes defended, 6.5 tackles for loss and six interceptions in his career
- Named Third-Team All-Atlantic Conference Coast selection in 2017, recording 59 tackles, 2.5 tackles for loss, two interceptions, three pass breakups and 1.5 sacks in 10 games played and started
- Played in all 14 games (13 starts) in 2016, earning honorable mention All-ACC accolades by tallying 89 tackles, four interceptions and 2.5 tackles for loss
- Tabbed ACC Defensive Back Player of the Week (Oct. 24)
- Posted 12 tackles and caught a reception for 20 yards in the ACC Championship Game vs. Clemson
- Made five stops and hauled in an interception in the Belk Bowl vs. Arkansas
- Saw action in 12 games (eight starts) in 2015, amassing 34 tackles
- Redshirted in 2014
- Majored in multimedia journalism

## PERSONAL

- Helped My Brother's Keeper Outreach Center pack a truck for Texas relief full of water and non-perishables.
- Co-authored a children's book with his brothers called My Brother's Keeper
- Attended Dan River High School (Ringgold, Va.)
- Class 2A West All-Region first-team selection as a running back and Offensive Back of the Year in the Courthouse Conference 37
- All-Conference 37 first-team selection after his senior year logging 1,753 rushing yards on 171 carries with 25 TDs, adding nine receptions for 111 yards and a TD
- Registered 53 tackles and two interceptions on defense
- Scored a combined 29 TDs in his senior year
- Son of Ferrell Jr. and Felicia Edmunds
- Father was an NFL Pro Bowl tight end
- Younger brother, Tremaine, was selected in the first round of the 2018 NFL Draft by the Buffalo Bills

### TERRELL EDMUNDS' NFL REGULAR SEASON DEFENSIVE STATISTICS

DATE	TEAM	GP	GS	TACKLES							INTERCEPTIONS					O. FUMB				ST			MISC						
				TK	S	A	TFL	YDS	SK	YDS	QBH	NO	YDS	LG	TD	PD	FF	FR	TD	YDS	TK	S	A	FF	FR	S	A		
2018	Steelers	16	15	73	52	21	1	9	1.0	9.0	3	1	35	35	0	4	0	1	0	0	0	5	3	2	0	0	0	0	
2019	Steelers	16	16	105	71	34	2	7	0.0	0.0	2	0	0	0	0	3	0	0	0	0	0	0	0	0	0	0	0	0	
2020	Steelers	15	12	68	46	22	1	11	1.0	11.0	1	2	11	7	0	8	0	0	0	0	0	0	0	0	0	0	0	0	
2021	Steelers	17	17	89	63	26	8	29	1.0	13.0	1	2	15	15	0	6	0	0	0	0	0	0	0	0	0	0	0	0	
2022	Steelers	15	15	70	41	29	3	20	2.0	18.0	2	0	0	0	0	5	0	0	0	0	0	0	0	0	0	0	0	0	
2023	Eagles	7	3	26	19	7	0	0	0.0	0.0	0	0	0	0	0	0	1	0	0	0	0	2	1	1	0	0	0	0	
Went from Philadelphia to Tennessee.																													
2023	Titans	8	1	15	12	3	2	11	2.5	11.0	2	1	2	2	0	2	0	0	0	0	0	5	2	3	0	0	0	0	0
2023	TOTAL	15	4	41	31	10	2	11	2.5	11.0	2	1	2	2	0	2	1	0	0	0	0	7	3	4	0	0	0	0	0
<b>NFL TOTALS</b>		<b>94</b>	<b>79</b>	<b>446</b>	<b>304</b>	<b>142</b>	<b>17</b>	<b>87</b>	<b>7.5</b>	<b>62.0</b>	<b>11</b>	<b>6</b>	<b>63</b>	<b>35</b>	<b>0</b>	<b>28</b>	<b>1</b>	<b>1</b>	<b>0</b>	<b>0</b>	<b>0</b>	<b>12</b>	<b>6</b>	<b>6</b>	<b>0</b>	<b>0</b>	<b>0</b>	<b>0</b>	<b>0</b>

### TERRELL EDMUNDS' NFL POSTSEASON DEFENSIVE STATISTICS

DATE	TEAM	GP	GS	TACKLES							INTERCEPTIONS					O. FUMB				ST			MISC							
				TK	S	A	TFL	YDS	SK	YDS	QBH	NO	YDS	LG	TD	PD	FF	FR	TD	YDS	TK	S	A	FF	FR	S	A			
2020	Steelers	1	1	6	3	3	1	1	0.0	0.0	0	0	0	0	0	1	0	0	0	0	0	0	0	0	0	0	0	0	0	
2021	Steelers	1	1	6	6	0	0	0	0.0	0.0	0	0	0	0	0	0	0	0	0	0	0	0	0	0	0	0	0	0	0	0
<b>NFL TOTALS</b>		<b>2</b>	<b>2</b>	<b>12</b>	<b>9</b>	<b>3</b>	<b>1</b>	<b>1</b>	<b>0.0</b>	<b>0.0</b>	<b>0</b>	<b>0</b>	<b>0</b>	<b>0</b>	<b>0</b>	<b>1</b>	<b>0</b>	<b>0</b>	<b>0</b>	<b>0</b>	<b>0</b>	<b>0</b>	<b>0</b>	<b>0</b>	<b>0</b>	<b>0</b>	<b>0</b>	<b>0</b>	<b>0</b>	<b>0</b>

### SINGLE-GAME HIGHS: DEFENSIVE

<b>Total Tackles</b>	11 vs. Buffalo Bills, Dec 15, 2019 11 vs. Seattle Seahawks, Sep 15, 2019	<b>Tackles For Loss</b>	2 vs. Tennessee Titans, Dec 19, 2021 2 vs. Detroit Lions, Nov 14, 2021 ...1 more at 2.
<b>Solo Tackles</b>	10 vs. Buffalo Bills, Dec 15, 2019 8 vs. Seattle Seahawks, Sep 15, 2019 ...1 more at 8.	<b>Interceptions</b>	2 at Jacksonville Jaguars, Nov 22, 2020 1 at Baltimore Ravens, Jan 09, 2022 ...2 more at 1.
<b>Sacks</b>	1.0 vs. Cleveland Browns, Jan 08, 2023 1.0 at Indianapolis Colts, Nov 28, 2022 ...3 more at 1.0.	<b>Interception Return Yards</b>	35 at Tampa Bay Buccaneers, Sep 24, 2018 15 vs. Cincinnati Bengals, Sep 26, 2021
<b>Passes Defensed</b>	3 at Baltimore Ravens, Jan 09, 2022 2 at Miami Dolphins, Oct 23, 2022 ...2 more at 2.	<b>Special Teams Tackles</b>	1 vs. Cincinnati Bengals, Dec 30, 2018 1 vs. Los Angeles Chargers, Dec 02, 2018 ...3 more at 1.
<b>Fumble Recoveries</b>	1 vs. Baltimore Ravens, Sep 30, 2018		



**SINGLE-GAME HIGHS - POSTSEASON: DEFENSIVE**

**Total Tackles** 6 at Kansas City Chiefs, Jan 16, 2022  
 6 vs. Cleveland Browns, Jan 10, 2021  
**Solo Tackles** 6 at Kansas City Chiefs, Jan 16, 2022  
 3 vs. Cleveland Browns, Jan 10, 2021  
**Passes Defensed** 1 vs. Cleveland Browns, Jan 10, 2021  
**Tackles For Loss** 1 vs. Cleveland Browns, Jan 10, 2021

**2023 GAME-BY-GAME REGULAR-SEASON STATISTICS (EAGLES/TITANS)**

DATE	OPPONENT	P/S	TACKLES							INTERCEPTIONS					O. FUMB				ST				MISC		W/L	SCORE																												
			TK	S	A	SK	YDS	TFL	YDS	QBH	NO	YDS	LG	TD	PD	FF	FR	TD	YDS	TK	S	A	FF	FR			S	A																										
09/10	at Patriots	P	3	2	1	0.0	0.0	0	0	0	0	0	0	0	0	0	0	0	0	0	0	0	0	0	0	0	0	0	0	0	0	0	W	25-20																				
09/14	Vikings	P	6	5	1	0.0	0.0	0	0	0	0	0	0	0	1	0	0	0	0	0	0	0	0	0	0	0	0	0	0	0	0	W	34-28																					
09/25	at Buccaneers	P	2	2	0	0.0	0.0	0	0	0	0	0	0	0	0	0	0	0	0	0	0	0	0	0	0	0	0	0	0	0	0	W	25-11																					
10/01	Commanders	S	2	0	2	0.0	0.0	0	0	0	0	0	0	0	0	0	0	0	0	2	1	1	0	0	0	0	0	0	0	0	0	W	34-31+																					
10/08	at Rams	P	0	0	0	0.0	0.0	0	0	0	0	0	0	0	0	0	0	0	0	0	0	0	0	0	0	0	0	0	0	0	0	W	23-14																					
10/15	at Jets	S	4	2	2	0.0	0.0	0	0	0	0	0	0	0	0	0	0	0	0	0	0	0	0	0	0	0	0	0	0	0	0	L	14-20																					
10/22	Dolphins	S	9	8	1	0.0	0.0	0	0	0	0	0	0	0	0	0	0	0	0	0	0	0	0	0	0	0	0	0	0	0	0	W	31-17																					
10/29	at Commanders		DID NOT PLAY																																															W	38-31			
			Went from Eagles to Titans.																																																			
11/02	at Steelers	S	4	4	0	0.0	0.0	0	0	0	0	0	0	0	0	0	0	0	0	0	0	0	0	0	0	0	0	0	0	0	0	0	L	16-20																				
11/12	at Buccaneers	P	0	0	0	0.0	0.0	0	0	0	0	0	0	0	0	0	0	0	0	0	0	0	0	0	0	0	0	0	0	0	0	0	L	6-20																				
11/19	at Jaguars	P	4	3	1	1.0	1.0	1	1	0	0	0	0	0	0	0	0	0	0	1	1	0	0	0	0	0	0	0	0	0	0	0	L	14-34																				
11/26	Panthers		ON INACTIVE LIST																																																	W	17-10	
12/03	Colts		ON INACTIVE LIST																																																		L	28-31+
12/11	at Dolphins	P	0	0	0	0.0	0.0	0	0	0	0	0	0	0	0	0	0	0	0	0	0	0	0	0	0	0	0	0	0	0	0	0	W	28-27																				
12/17	Texans	P	1	1	0	1.0	10.0	1	10	1	0	0	0	0	0	0	0	0	0	1	1	0	0	0	0	0	0	0	0	0	0	0	L	16-19+																				
12/24	Seahawks	P	1	0	1	0.5	0.0	0	0	1	0	0	0	0	1	0	0	0	0	0	0	0	0	0	0	0	0	0	0	0	0	0	L	17-20																				
12/31	at Texans	P	0	0	0	0.0	0.0	0	0	0	0	0	0	0	0	0	0	0	0	1	0	1	0	0	0	0	0	0	0	0	0	0	L	3-26																				
01/07	Jaguars	P	4	3	1	0.0	0.0	0	0	0	1	2	2	0	1	0	0	0	0	1	0	1	0	0	0	0	0	0	0	0	0	0	W	28-20																				
<b>2023 TOTALS</b>			<b>15-4</b>	<b>40</b>	<b>30</b>	<b>10</b>	<b>2.5</b>	<b>11.0</b>	<b>2</b>	<b>11</b>	<b>2</b>	<b>1</b>	<b>2</b>	<b>2</b>	<b>0</b>	<b>2</b>	<b>1</b>	<b>0</b>	<b>0</b>	<b>0</b>	<b>6</b>	<b>3</b>	<b>3</b>	<b>0</b>	<b>0</b>	<b>0</b>	<b>0</b>	<b>0</b>	<b>0</b>	<b>0</b>	<b>10-8</b>																							

+ - Overtime





# EVAN ENGRAM | 17

**POSITION:** TIGHT END  
**HT:** 6-3 | **WT:** 240 | **DOB:** 9-2-1994  
**COLLEGE:** MISSISSIPPI  
**HOMETOWN:** POWDER SPRINGS, GA.  
**ACQ:** UFA (NYG)-'22  
**EXP:** 8th YEAR

 @eazyengram  
 @eazyengram



## KEY TRANSACTIONS

- Originally drafted by the New York Giants in the first round (23rd overall) in the 2017 draft
- Signed by Jacksonville as an unrestricted free agent on 3/16/22
- Re-signed with Jacksonville on 7/16/23

## PRO

### 2023 (Jaguars)

- Saw action in 17 games with 15 starts... He set career-highs in both receptions and receiving yards after posting 114 receptions for 963 yards and four touchdowns... His 114 recpetions are the second most by a tight end in a season in NFL history... Engram became the second player in franchise history to record over 100 receptions in a single-season
- **12/31 vs. CAR:** Started at tight end and recorded six receptions for 60 yards... Became the eighth tight end in NFL history to record at least 100 receptions in a single season and became the second player in franchise history to reach 100 receptions
- **12/24 at T.B.:** Started at tight end and caught 10 receptions for 95 yards... His 824 receiving yards set a new single-season franchise record among tight ends, breaking the previous record he set last season of 766 receiving yards... Engram's 10 receptions ties the most in a single game against the Buccaneers in team history
- **12/10 at CLE:** Started at tight end and recorded 11 receptions for 95 yards and two touchdowns... His 84 receptions so far this season set a new single-season franchise record among tight ends, breaking the previous record he set last season of 73... His 11 receptions is the most in a single game by a Jaguar against Cleveland in team history
- **10/29 at PIT:** Started at tight end and posted 10 receptions for 88 yards... Eclipsed 4,000 career receiving yards... Joins Jeremy Shockey as the only tight ends in NFL history with 40 or more receptions and 400 receiving yards in each of their first seven seasons

### 2022 (Jaguars)

- Saw action in 17 regular season games with 14 starts and started both postseason games... In the regular season, he recorded a career-high 73 receptions for a career-high 766 receiving yards and four touchdowns... His 766 receiving yards ranked fourth among tight ends... He also had two rushing attempts for 13 yards... In the postseason he recorded 12 receptions for 124 yards and one touchdown... His 124 total receiving yards is the second-most by a tight end in Jaguars postseason history
- **1/14 vs. LAC:** Started at tight end and caught seven passes for a team-high 93 yards and one touchdown... Engram's 93 receiving yards were the most by a tight end and the fourth-most by any player in franchise history in a postseason game
- **12/22 at NYJ:** Started at tight end and caught seven passes for 113 yards... Broke Jaguars single-season record for receptions by a tight end
- **12/11 at TEN:** Started at tight end and caught 11 passes for a career high 162 yards and 2 touchdowns... Set a career-high in receiving yards in a game... First multi-TD game of his career... His 162 yards was the second-highest single-game performance by a tight end in 2022
- **10/30 vs. DEN:** Started at tight end and caught four passes for a team-high 55 yards and one touchdown marking his first touchdown as a Jaguar

### 2021 (Giants)

- Appeared in 15 games and posted 46 catches for 408 yards and three TDs
- **11/7 vs L.V.:** Recorded three receptions for 38 yards and one TD

### 2020 (Giants)

- Selected to his first Pro Bowl
- Finished the season with 63 receptions for 654 yards and one TD
- **11/8 at WAS:** Recorded five receptions for 48 yards and one TD

### 2019 (Giants)

- Appeared in eight games with six starts and posted 44 receptions for 467 yards and three TDs
- **9/8 at DAL:** Caught 11 passes for 116 yards and one TD

### 2018 (Giants)

- Finished the season with 45 receptions for 577 yards and three TDs
- **12/30 vs. DAL:** Recorded five receptions for 81 yards and one TD





## 2017 (Giants)

- Recorded the fifth most receptions (64) and receiving yards (722) by a rookie in franchise history... He also had the seventh most touchdown receptions (6) by a rookie in franchise history
- 12/3 at OAK:** Posted seven receptions for 99 yards and one TD

## COLLEGE

- All-time Ole Miss leader in receptions (162), receiving yards (2,320) and TD catches (15) by a tight end
- First player in school history to earn All-SEC honors four times
- Ended his career as nation's leader among active TEs in career receiving yards
- Among all Rebels, ranks fourth in career receptions, fifth in receiving yards and tied for sixth in TD catches
- Two-year team captain and started in 42 of 45 games played in his Rebel career

## PERSONAL

- He and his wife Emily were married in the spring of 2024
- Sister, Mackenzie, played basketball at Georgia and was named Second Team All-SEC in her senior season (2017-18)
- Son of Michelle Zelina and Derrick Engram
- Made U.M.A.A. Honor Roll for Fall 2014
- Integrated marketing communications major
- Favorite music artist is Drake
- In June of 2022, traveled to England to participate in An Evening With Jaguars Stars, an event hosted by Sky Sports' Neil Reynolds, as a player panelist in London and Manchester

### EVAN ENGRAM'S NFL REGULAR SEASON RUSHING/RECEIVING STATISTICS

DATE	TEAM	GP	GS	RECEIVING					RUSHING				
				NO.	YDS.	AVG.	LG	TD	NO.	YDS.	AVG.	LG	TD
2017	Giants	15	11	64	722	11.3	35	6	1	14	14.0	14	0
2018	Giants	11	8	45	577	12.8	54	3	3	36	12.0	14	0
2019	Giants	8	6	44	467	10.6	75t	3	3	7	2.3	5	0
2020	Giants	16	14	63	654	10.4	53	1	6	26	4.3	9	1
2021	Giants	15	12	46	408	8.9	30t	3	1	-3	-3.0	-3	0
2022	Jaguars	17	14	73	766	10.5	36	4	2	13	6.5	13	0
2023	Jaguars	17	15	114	963	8.4	34	4	0	0	0.0	0	0
<b>NFL TOTALS</b>		<b>99</b>	<b>80</b>	<b>449</b>	<b>4,557</b>	<b>10.1</b>	<b>75T</b>	<b>24</b>	<b>16</b>	<b>93</b>	<b>5.8</b>	<b>14</b>	<b>1</b>

### EVAN ENGRAM'S NFL POSTSEASON RUSHING/RECEIVING STATISTICS

DATE	TEAM	GP	GS	RECEIVING					RUSHING				
				NO.	YDS.	AVG.	LG	TD	NO.	YDS.	AVG.	LG	TD
2022	Jaguars	2	2	12	124	10.3	24	1	0	0	0.0	0	0
<b>NFL TOTALS</b>		<b>2</b>	<b>2</b>	<b>12</b>	<b>124</b>	<b>10.3</b>	<b>24</b>	<b>1</b>	<b>0</b>	<b>0</b>	<b>0.0</b>	<b>0</b>	<b>0</b>

### SINGLE-GAME HIGHS: RUSHING/RECEIVING

<b>Rush Attempts</b>	2 at Philadelphia Eagles, Oct 22, 2020 2 at Dallas Cowboys, Oct 11, 2020 ...2 more at 2.	<b>Receiving Average</b>	25.7 at Washington Redskins, Dec 09, 2018 21.5 at Cincinnati Bengals, Nov 29, 2020
<b>Rushing Yards</b>	26 at Indianapolis Colts, Dec 23, 2018 14 vs. Philadelphia Eagles, Dec 17, 2017	<b>Longest Receptions</b>	75t at Tampa Bay Buccaneers, Sep 22, 2019 54 vs. Tampa Bay Buccaneers, Nov 18, 2018
<b>Longest Runs</b>	14 at Indianapolis Colts, Dec 23, 2018 14 vs. Philadelphia Eagles, Dec 17, 2017	<b>Receiving TDs</b>	2 at Cleveland Browns, Dec 10, 2023 2 at Tennessee Titans, Dec 11, 2022
<b>Rushing TDs</b>	1 at Dallas Cowboys, Oct 11, 2020	<b>All-Purpose Yards</b>	162 at Tennessee Titans, Dec 11, 2022 129 at Cincinnati Bengals, Nov 29, 2020
<b>Receptions</b>	11 at Cleveland Browns, Dec 10, 2023 11 at Tennessee Titans, Dec 11, 2022 ...1 more at 11.	<b>Most TDs</b>	2 at Cleveland Browns, Dec 10, 2023 2 at Tennessee Titans, Dec 11, 2022
<b>Receiving Yards</b>	162 at Tennessee Titans, Dec 11, 2022 129 at Cincinnati Bengals, Nov 29, 2020	<b>Miscellaneous Tackles</b>	2 at Tampa Bay Buccaneers, Dec 24, 2023 1 at Cleveland Browns, Dec 10, 2023 ...7 more at 1.



**SINGLE-GAME HIGHS - POSTSEASON: RECEIVING**

<b>Receptions</b>	7 vs. Los Angeles Chargers, Jan 14, 2023 5 at Kansas City Chiefs, Jan 21, 2023	<b>Receiving TDs</b>	1 vs. Los Angeles Chargers, Jan 14, 2023
<b>Receiving Yards</b>	93 vs. Los Angeles Chargers, Jan 14, 2023 31 at Kansas City Chiefs, Jan 21, 2023	<b>All-Purpose Yards</b>	93 vs. Los Angeles Chargers, Jan 14, 2023 31 at Kansas City Chiefs, Jan 21, 2023
<b>Receiving Average</b>	13.3 vs. Los Angeles Chargers, Jan 14, 2023 6.2 at Kansas City Chiefs, Jan 21, 2023	<b>Most TDs</b>	1 vs. Los Angeles Chargers, Jan 14, 2023
<b>Longest Receptions</b>	24 vs. Los Angeles Chargers, Jan 14, 2023 21 vs. Los Angeles Chargers, Jan 14, 2023	<b>Miscellaneous Tackles</b>	2 vs. Los Angeles Chargers, Jan 14, 2023

**100-YARD RECEIVING GAMES (5): REGULAR SEASON**

DATE	TEAM	NO.	YDS.	AVG.	LG	TD
09/08/19	at Cowboys	11	116	10.5	22	1
09/22/19	at Buccaneers	6	113	18.8	75t	1
11/29/20	at Bengals	6	129	21.5	53	0
12/11/22	at Titans	11	162	14.7	25	2
12/22/22	at Jets	7	113	16.1	36	0

**2023 GAME-BY-GAME REGULAR-SEASON STATISTICS (JAGUARS)**

DATE	OPPONENT	P/S	RECEIVING					RUSHING					W/L	SCORE
			NO.	YDS.	AVG.	LG	TD	NO.	YDS.	AVG.	LG	TD		
09/10	at Colts	S	5	49	9.8	26	0	0	0	0.0	0	0	W	31-21
09/17	Chiefs	S	6	57	9.5	17	0	0	0	0.0	0	0	L	9-17
09/24	Texans	S	7	67	9.6	28	0	0	0	0.0	0	0	L	17-37
10/01	Falcons	S	7	59	8.4	19	0	0	0	0.0	0	0	W	23-7
10/08	at Bills	S	4	28	7.0	9	0	0	0	0.0	0	0	W	25-20
10/15	Colts	P	7	41	5.9	19	0	0	0	0.0	0	0	W	37-20
10/19	at Saints	S	5	45	9.0	21	0	0	0	0.0	0	0	W	31-24
10/29	at Steelers	S	10	88	8.8	34	0	0	0	0.0	0	0	W	20-10
11/12	49ers	S	4	12	3.0	6	0	0	0	0.0	0	0	L	3-34
11/19	Titans	S	4	29	7.3	13	0	0	0	0.0	0	0	W	34-14
11/26	at Texans	S	5	49	9.8	21	0	0	0	0.0	0	0	W	24-21
12/04	Bengals	S	9	82	9.1	22t	1	0	0	0.0	0	0	L	31-34+
12/10	at Browns	S	11	95	8.6	23	2	0	0	0.0	0	0	L	27-31
12/17	Ravens	P	4	28	7.0	11	0	0	0	0.0	0	0	L	7-23
12/24	at Buccaneers	S	10	95	9.5	14	0	0	0	0.0	0	0	L	12-30
12/31	Panthers	S	6	60	10.0	22	0	0	0	0.0	0	0	W	26-0
01/07	at Titans	S	10	79	7.9	17	1	0	0	0.0	0	0	L	20-28
<b>2023 TOTALS</b>		<b>17-15</b>	<b>114</b>	<b>963</b>	<b>8.4</b>	<b>34</b>	<b>4</b>	<b>0</b>	<b>0</b>	<b>0.0</b>	<b>0</b>	<b>0</b>	<b>9-8</b>	

+ - Overtime





# TRAVIS ETIENNE JR. | 1

POSITION: RUNNING BACK

HT: 5-10 | WT: 215 | DOB: 1-26-1999

COLLEGE: CLEMSON

HOMETOWN: JENNINGS, LA.

ACQ: D1-'21

EXP: 4th YEAR

 @swaggy\_t1

 @t.etiennejr

## KEY TRANSACTIONS

- Originally drafted by Jacksonville in the first round (25th overall) in the 2021 draft

## PRO

### 2023 (Jaguars)

- Started in all 17 games this season... He recorded 267 rushing attempts for 1,008 yards and 11 touchdowns... He also caught 58 passes for 476 yards and one touchdown... Etienne totaled 1,484 scrimmage yards joining RB Maurice Jones-Drew as the only Jaguars to reach 1,000 scrimmage yards in their first two active NFL seasons
- 1/7 at TEN:** Started at running back and rushed 16 times for 57 yards... Surpassed 1,000 rushing yards in the season for the second consecutive year... Marks the first Jaguar since 2010 to record consecutive 1,000-yard seasons
- 12/31 vs. CAR:** Started at running back and rushed 16 times for 102 yards and two touchdowns... Eclipsed 2,000 rushing yards in his career... Became the first Jaguar since 2009 to record at least 10 rushing touchdowns in a single season... His 62-yard touchdown run tied his career-long
- 11/26 at HOU:** Started at running back and rushed 20 times for 56 yards... Recorded four receptions for 30 yards... Now joins RB Maurice Jones-Drew as the only Jaguars to reach 1,000 scrimmage yards in their first two active NFL seasons... Surpassed 400-career rushes and 600-career receiving yards
- 10/8 at BUF:** Started at running back and recorded 136 rushing yards on 26 attempts, four receptions for 48 receiving yards and two touchdowns... Posted the most scrimmage yards in a game in his career with 184 yards... Recorded the most scrimmage yards in a single game at Tottenham Hotspur Stadium in NFL history

### 2022 (Jaguars)

- He saw action in all 17 regular season games with 12 starts and started both postseason games... In the regular season he tallied 220 rushing attempts for 1,125 yards and five touchdowns... His 1,125 rushing yards ranked ninth in the NFL and was the second-most rushing yards for a player who had under 250 attempts, trailing 49ers RB Christian McCaffrey (1,139 yards) by only 14 yards... He also recorded 35 receptions for 316 yards... In the postseason he recorded 30 rushing attempts for 171 yards and one touchdown and 4 receptions for 30 yards
- 1/14 vs. LAC:** Started at running back and rushed for 109 yards on 20 attempts, marking the second-most rushing yards by a player in franchise history in their first career postseason game, trailing only Fred Taylor (162 yards)
- 12/22 at NYJ:** Started at running back and rushed for 83 yards on 22 attempts... Became the fourth player in franchise history to rush for 1,000 yards in his first 15 games
- 11/6 vs. L.V.:** Started at running back and rushed for 109 yards and two touchdowns on 28 attempts... Caught two passes for 17 yards... Etienne joined Fred Taylor (twice) as the only players in team history to record three consecutive games with at least 100 rushing yards and one TD
- 10/23 vs. NYG:** Started at running back and rushed for 114 yards on 14 carries and one touchdown and caught one pass for five yards... Etienne Jr. also recorded a two-point conversion, which marked the first time the Jaguars scored eight points on their opening drive in franchise history (courtesy of Elias Sports)

### 2021 (Jaguars)

- Missed the 2021 season with a foot injury suffered on 8/14 against New Orleans in the preseason

## COLLEGE

- Rushed 686 times for 4,952 yards with 70 rushing touchdowns and caught 102 passes for 1,155 yards and eight receiving TDs
- NCAA FBS record holder for most career games scoring a touchdown (46 of 55 career games) and is the ACC career record-holder for rushing yards (4,952), total touchdowns (78), rushing touchdowns (70) and points (468)
- Named ACC Offensive Player of the Year in 2018 and 2019
- Finished his career ranked No. 1 in ACC history in both rushing yards (4,952) and rushing touchdowns (70)
- Part of a senior class that helped Clemson to four ACC titles, four College Football Playoff berths, two national championship appearances and a national title, all while becoming the first FBS senior class since 2010 to go undefeated at home

## PERSONAL

- Father (Bobby Joe Evans) was the 1994-95 Texas Gatorade High School Player of the Year in basketball and played at Oklahoma (lettered 1996-98)
- Brother (Tay) played linebacker at OU during the 2015 and 2016 seasons
- Younger brother (Trevor) spent the last two seasons as a running back at the University of Florida, and now is spending the 2024 season at the University of Georgia



- Majored in human relations

### TRAVIS ETIENNE JR.'S NFL REGULAR SEASON RUSHING/RECEIVING STATISTICS

DATE	TEAM	RUSHING							RECEIVING				
		GP	GS	NO.	YDS.	AVG.	LG	TD	NO.	YDS.	AVG.	LG	TD
2021	Jaguars	0	0	0	0	0.0	0	0	0	0	0.0	0	0
2022	Jaguars	17	12	220	1,125	5.1	62t	5	35	316	9.0	30	0
2023	Jaguars	17	17	267	1,008	3.8	62t	11	58	476	8.2	56t	1
<b>NFL TOTALS</b>		<b>34</b>	<b>29</b>	<b>487</b>	<b>2,133</b>	<b>4.4</b>	<b>62T</b>	<b>16</b>	<b>93</b>	<b>792</b>	<b>8.5</b>	<b>56T</b>	<b>1</b>

### TRAVIS ETIENNE JR.'S NFL POSTSEASON RUSHING/RECEIVING STATISTICS

DATE	TEAM	RUSHING							RECEIVING				
		GP	GS	NO.	YDS.	AVG.	LG	TD	NO.	YDS.	AVG.	LG	TD
2022	Jaguars	2	2	30	171	5.7	25	1	4	30	7.5	12	0
<b>NFL TOTALS</b>		<b>2</b>	<b>2</b>	<b>30</b>	<b>171</b>	<b>5.7</b>	<b>25</b>	<b>1</b>	<b>4</b>	<b>30</b>	<b>7.5</b>	<b>12</b>	<b>0</b>

#### SINGLE-GAME HIGHS: RUSHING/RECEIVING

<b>Rush Attempts</b>	28 vs. Las Vegas Raiders, Nov 06, 2022 26 at Buffalo Bills, Oct 08, 2023	<b>Receiving Yards</b>	70 at Pittsburgh Steelers, Oct 29, 2023 50 vs. Houston Texans, Sep 24, 2023
<b>Rushing Yards</b>	156 vs. Denver Broncos, Oct 30, 2022 136 at Buffalo Bills, Oct 08, 2023	<b>Receiving Average</b>	23.3 at Pittsburgh Steelers, Oct 29, 2023 14.3 vs. Houston Texans, Oct 09, 2022
<b>Rushing Average</b>	12.0 at Houston Texans, Jan 01, 2023 8.6 at Indianapolis Colts, Oct 16, 2022	<b>Longest Receptions</b>	56t at Pittsburgh Steelers, Oct 29, 2023 30 at Houston Texans, Jan 01, 2023
<b>Longest Runs</b>	62t vs. Carolina Panthers, Dec 31, 2023 62t at Houston Texans, Jan 01, 2023	<b>Receiving TDs</b>	1 at Pittsburgh Steelers, Oct 29, 2023
<b>Rushing TDs</b>	2 vs. Carolina Panthers, Dec 31, 2023 2 at New Orleans Saints, Oct 19, 2023 ...3 more at 2.	<b>All-Purpose Yards</b>	184 at Buffalo Bills, Oct 08, 2023 162 vs. Denver Broncos, Oct 30, 2022
<b>Receptions</b>	5 at Tennessee Titans, Jan 07, 2024 5 at Indianapolis Colts, Sep 10, 2023	<b>Most TDs</b>	2 vs. Carolina Panthers, Dec 31, 2023 2 at New Orleans Saints, Oct 19, 2023 ...3 more at 2.

#### SINGLE-GAME HIGHS - POSTSEASON: RUSHING/RECEIVING

<b>Rush Attempts</b>	20 vs. Los Angeles Chargers, Jan 14, 2023 10 at Kansas City Chiefs, Jan 21, 2023	<b>Receiving Yards</b>	18 at Kansas City Chiefs, Jan 21, 2023 12 vs. Los Angeles Chargers, Jan 14, 2023
<b>Rushing Yards</b>	109 vs. Los Angeles Chargers, Jan 14, 2023 62 at Kansas City Chiefs, Jan 21, 2023	<b>Receiving Average</b>	6.0 at Kansas City Chiefs, Jan 21, 2023
<b>Rushing Average</b>	6.2 at Kansas City Chiefs, Jan 21, 2023 5.5 vs. Los Angeles Chargers, Jan 14, 2023	<b>Longest Receptions</b>	12 vs. Los Angeles Chargers, Jan 14, 2023 9 at Kansas City Chiefs, Jan 21, 2023
<b>Longest Runs</b>	25 vs. Los Angeles Chargers, Jan 14, 2023 19 at Kansas City Chiefs, Jan 21, 2023	<b>All-Purpose Yards</b>	121 vs. Los Angeles Chargers, Jan 14, 2023 80 at Kansas City Chiefs, Jan 21, 2023
<b>Rushing TDs</b>	1 at Kansas City Chiefs, Jan 21, 2023	<b>Most TDs</b>	1 at Kansas City Chiefs, Jan 21, 2023
<b>Receptions</b>	3 at Kansas City Chiefs, Jan 21, 2023 1 vs. Los Angeles Chargers, Jan 14, 2023		

#### 100-YARD RUSHING GAMES (7): REGULAR SEASON

DATE	TEAM	ATT.	YDS.	AVG.	LG	TD
10/23/22	GIANTS	14	114	8.1	49	1
10/30/22	BRONCOS	24	156	6.5	49	1
11/06/22	RAIDERS	28	109	3.9	18	2
12/18/22	COWBOYS	19	103	5.4	16	0
01/01/23	at Texans	9	108	12.0	62t	1
10/08/23	at Bills	26	136	5.2	35t	2
12/31/23	PANTHERS	16	102	6.4	62t	2

#### 100-YARD RUSHING GAMES (1): POSTSEASON

DATE	TEAM	ATT.	YDS.	AVG.	LG	TD
01/14/23	CHARGERS	20	109	5.5	25	0





**2023 GAME-BY-GAME REGULAR-SEASON STATISTICS (JAGUARS)**

DATE	OPPONENT	P/S	RUSHING					RECEIVING					W/L	SCORE
			NO.	YDS.	AVG.	LG	TD	NO.	YDS.	AVG.	LG	TD		
09/10	at Colts	S	18	77	4.3	26t	1	5	27	5.4	10	0	W	31-21
09/17	Chiefs	S	12	40	3.3	9	0	2	2	1.0	3	0	L	9-17
09/24	Texans	S	19	88	4.6	16	0	4	50	12.5	18	0	L	17-37
10/01	Falcons	S	20	55	2.8	7	0	3	17	5.7	8	0	W	23-7
10/08	at Bills	S	26	136	5.2	35t	2	4	48	12.0	22	0	W	25-20
10/15	Colts	S	18	55	3.1	22t	2	3	28	9.3	13	0	W	37-20
10/19	at Saints	S	14	53	3.8	17t	2	3	24	8.0	15	0	W	31-24
10/29	at Steelers	S	24	79	3.3	13	0	3	70	23.3	56t	1	W	20-10
11/12	49ers	S	9	35	3.9	16	0	2	9	4.5	5	0	L	3-34
11/19	Titans	S	14	52	3.7	11	0	3	7	2.3	5	0	W	34-14
11/26	at Texans	S	20	56	2.8	20	0	4	30	7.5	12	0	W	24-21
12/04	Bengals	S	11	45	4.1	13	1	4	34	8.5	19	0	L	31-34+
12/10	at Browns	S	14	35	2.5	16	1	4	37	9.3	18	0	L	27-31
12/17	Ravens	S	10	31	3.1	7	0	4	28	7.0	13	0	L	7-23
12/24	at Buccaneers	S	6	12	2.0	4	0	3	19	6.3	11	0	L	12-30
12/31	Panthers	S	16	102	6.4	62t	2	2	16	8.0	8	0	W	26-0
01/07	at Titans	S	16	57	3.6	12	0	5	30	6.0	13	0	L	20-28
<b>2023 TOTALS</b>		<b>17-17</b>	<b>267</b>	<b>1,008</b>	<b>3.8</b>	<b>62T</b>	<b>11</b>	<b>58</b>	<b>476</b>	<b>8.2</b>	<b>56T</b>	<b>1</b>	<b>9-8</b>	

+ - Overtime

**2021 GAME-BY-GAME REGULAR-SEASON STATISTICS (JAGUARS)**

DATE	OPPONENT	P/S	RUSHING					RECEIVING					W/L	SCORE	
			NO.	YDS.	AVG.	LG	TD	NO.	YDS.	AVG.	LG	TD			
09/12	at Texans												L	21-37	
09/19	Broncos												L	13-23	
09/26	Cardinals												L	19-31	
09/30	at Bengals												L	21-24	
10/10	Titans												L	19-37	
10/17	Dolphins												W	23-20	
10/31	at Seahawks												L	7-31	
11/07	Bills												W	9-6	
11/14	at Colts												L	17-23	
11/21	49ers												L	10-30	
11/28	Falcons												L	14-21	
12/05	at Rams												L	7-37	
12/12	at Titans												L	0-20	
12/19	Texans												L	16-30	
12/26	at Jets												L	21-26	
01/02	at Patriots												L	10-50	
01/09	Colts												W	26-11	
<b>2021 TOTALS</b>		<b>0-0</b>	<b>0</b>	<b>0</b>	<b>0.0</b>	<b>0</b>	<b>0</b>	<b>0</b>	<b>0</b>	<b>0.0</b>	<b>0</b>	<b>0</b>	<b>0</b>	<b>3-14</b>	





# LUKE FARRELL | 89

**POSITION:** TIGHT END  
**HT:** 6-5 | **WT:** 250 | **DOB:** 10-14-1997  
**COLLEGE:** OHIO STATE  
**HOMETOWN:** PERRY, OHIO  
**ACQ:** D5-'21  
**EXP:** 4th YEAR

@LukeFarrell89  
 @lukefarrell89

## KEY TRANSACTIONS

- Originally selected by Jacksonville in the fifth round (145th overall) in the 2021 Draft

## PRO

### 2023 (Jaguars)

- Saw action in all 17 regular season games with eight starts... He recorded 13 receptions for 155 yards
- 12/17 vs. BAL:** Started at tight end and recorded one reception for 28 yards... Saw action on special teams
- 11/26 at HOU:** Posted three receptions for 55 yards including a 42-yard reception... Saw action on special teams
- 11/19 vs. TEN:** Recorded two receptions for 21 yards and saw action on special teams

### 2022 (Jaguars)

- Saw action in 15 regular season games with four starts and two postseason games... In the regular season he recorded seven receptions for 56 yards
- 1/7 vs. TEN:** Saw action at tight end and on special teams and caught one pass for 11 yards
- 12/4 at DET:** Saw action at tight end and on special teams... Caught one pass for 3 yards
- 11/6 vs. L.V.:** Saw action at tight end and on special teams... Caught one pass for 15 yards

### 2021 (Jaguars)

- Finished his rookie campaign with four starts in 15 games played... Compiled seven receptions for 56 yards
- 9/30 at CIN:** Started at tight end for the first time in his career... Recorded a 7-yard reception
- 9/19 vs DEN:** Saw action on offense and special teams in home debut... Recorded a 6-yard catch, his first career reception
- 9/12 at HOU:** Appeared on offense and special teams in NFL debut

## COLLEGE

- Played in 44 games for the Buckeyes and started 32 times
- Collegiate totals include 34 career receptions for 380 yards, four touchdowns and an 11.2 yards per reception average
- In 2020, caught a touchdown in the College Football Playoff semifinal versus Clemson

## PERSONAL

- Farrell was an Associated Press All-State selection as a senior in 2015 after catching 33 passes for 446 yards at Perry High School
- The ninth tight end to be drafted in Jaguars history
- Graduated with his degree in human development and family studies
- Is the son of Kelly and Matt Farrell
- Has an older brother, Nolan, who attended Ohio State, and a sister, Celeste
- His favorite movie is The Big Lebowski

### LUKE FARRELL'S NFL REGULAR SEASON RUSHING/RECEIVING STATISTICS

DATE	TEAM	GP	GS	RECEIVING					RUSHING				
				NO.	YDS.	AVG.	LG	TD	NO.	YDS.	AVG.	LG	TD
2021	Jaguars	15	4	7	56	8.0	21	0	0	0	0.0	0	0
2022	Jaguars	17	0	4	40	10.0	15	0	0	0	0.0	0	0
2023	Jaguars	17	8	13	155	11.9	42	0	0	0	0.0	0	0
<b>NFL TOTALS</b>		<b>49</b>	<b>12</b>	<b>24</b>	<b>251</b>	<b>10.5</b>	<b>42</b>	<b>0</b>	<b>0</b>	<b>0</b>	<b>0.0</b>	<b>0</b>	<b>0</b>

### LUKE FARRELL'S NFL POSTSEASON RUSHING/RECEIVING STATISTICS

DATE	TEAM	GP	GS	RECEIVING					RUSHING				
				NO.	YDS.	AVG.	LG	TD	NO.	YDS.	AVG.	LG	TD
2022	Jaguars	2	0	0	0	0.0	0	0	0	0	0.0	0	0
<b>NFL TOTALS</b>		<b>2</b>	<b>0</b>	<b>0</b>	<b>0</b>	<b>0.0</b>	<b>0</b>	<b>0</b>	<b>0</b>	<b>0</b>	<b>0.0</b>	<b>0</b>	<b>0</b>



**SINGLE-GAME HIGHS: RECEIVING**

**Receptions** 3 at Houston Texans, Nov 26, 2023  
 2 vs. Tennessee Titans, Nov 19, 2023  
 ...1 more at 2.

**Receiving Yards** 55 at Houston Texans, Nov 26, 2023  
 28 vs. Baltimore Ravens, Dec 17, 2023

**Receiving Average** 18.3 at Houston Texans, Nov 26, 2023

**Longest Receptions** 42 at Houston Texans, Nov 26, 2023  
 28 vs. Baltimore Ravens, Dec 17, 2023

**All-Purpose Yards** 55 at Houston Texans, Nov 26, 2023  
 28 vs. Baltimore Ravens, Dec 17, 2023

**Special Teams Tackles** 1 at Tampa Bay Buccaneers, Dec 24, 2023  
 1 vs. Las Vegas Raiders, Nov 06, 2022

**Miscellaneous Tackles** 1 at Pittsburgh Steelers, Oct 29, 2023

**2023 GAME-BY-GAME REGULAR-SEASON STATISTICS (JAGUARS)**

DATE	OPPONENT	P/S	RECEIVING					RUSHING					W/L	SCORE	
			NO.	YDS.	AVG.	LG	TD	NO.	YDS.	AVG.	LG	TD			
09/10	at Colts	P	0	0	0.0	0	0	0	0	0.0	0	0	0	W	31-21
09/17	Chiefs	P	0	0	0.0	0	0	0	0	0.0	0	0	0	L	9-17
09/24	Texans	S	1	4	4.0	4	0	0	0	0.0	0	0	0	L	17-37
10/01	Falcons	P	2	10	5.0	7	0	0	0	0.0	0	0	0	W	23-7
10/08	at Bills	S	1	16	16.0	16	0	0	0	0.0	0	0	0	W	25-20
10/15	Colts	S	0	0	0.0	0	0	0	0	0.0	0	0	0	W	37-20
10/19	at Saints	P	0	0	0.0	0	0	0	0	0.0	0	0	0	W	31-24
10/29	at Steelers	S	1	5	5.0	5	0	0	0	0.0	0	0	0	W	20-10
11/12	49ers	S	0	0	0.0	0	0	0	0	0.0	0	0	0	L	3-34
11/19	Titans	P	2	21	10.5	14	0	0	0	0.0	0	0	0	W	34-14
11/26	at Texans	P	3	55	18.3	42	0	0	0	0.0	0	0	0	W	24-21
12/04	Bengals	P	1	9	9.0	9	0	0	0	0.0	0	0	0	L	31-34+
12/10	at Browns	P	0	0	0.0	0	0	0	0	0.0	0	0	0	L	27-31
12/17	Ravens	S	1	28	28.0	28	0	0	0	0.0	0	0	0	L	7-23
12/24	at Buccaneers	S	0	0	0.0	0	0	0	0	0.0	0	0	0	L	12-30
12/31	Panthers	S	1	7	7.0	7	0	0	0	0.0	0	0	0	W	26-0
01/07	at Titans	P	0	0	0.0	0	0	0	0	0.0	0	0	0	L	20-28
<b>2023 TOTALS</b>		<b>17-8</b>	<b>13</b>	<b>155</b>	<b>11.9</b>	<b>42</b>	<b>0</b>	<b>0</b>	<b>0</b>	<b>0.0</b>	<b>0</b>	<b>0</b>	<b>0</b>	<b>9-8</b>	

+ - Overtime





## TRE FLOWERS | 37

POSITION: CORNERBACK  
HT: 6-3 | WT: 200 | DOB: 6-2-1995  
COLLEGE: OKLAHOMA STATE  
HOMETOWN: CONVERSE, TEXAS  
ACQ: FA-'24  
EXP: 7th YEAR



### KEY TRANSACTIONS

- Originally drafted by Seattle in the fifth round (146th overall) of the 2018 NFL Draft
- Claimed off of waivers by Cincinnati on 10/14/21
- Signed by Cincinnati as an unrestricted free agent on 4/8/22
- Signed by Atlanta as an unrestricted free agent on 5/8/23
- Signed by Jacksonville as a free agent on 5/16/24

### PRO

#### 2023 (Falcons)

- Appeared in 17 games with three starts for Atlanta
- He recorded 18 tackles (12 solo), two passes defended and one tackle for loss on defense while adding three special teams tackles
- **9/10 vs. CAR:** Recorded eight tackles (four solo) against Carolina

#### 2022 (Bengals)

- Appeared in 15 games for Cincinnati
- Recorded 21 tackles (14 solo), three passes defended, one interception and one fumble recovery while six tackles on special teams.
- **10/16 at N.O.:** Recorded seven tackles (three solo), setting a season-high total tackles
- **11/20 at PIT.:** Recorded seven tackles (three solo), tying his season-high total tackles
- **12/18 at T.B.:** Recorded one interception, marking his first since 2019

#### 2021 (Bengals)

- He appeared in 11 games (one starts) and all four playoff games for Cincinnati
- During Cincinnati's four-game Bengals Super Bowl LVI run, he recorded a team-high four tackles on special teams
- **1/9 at CLE:** Recorded seven total tackles tying his season-high

#### 2021 (Seahawks)

- During the 2021, season he appeared in five games (three starts) for Seattle
- **9/26 at MIN:** Recorded seven solo tackles, which tied for the second most single-game solo tackles in his career

#### 2020 (Seahawks)

- He participated in 12 games (seven starts), registering 46 tackles (37 solo), two passes defended, one forced fumble, one tackle for loss and one special teams tackle.
- **10/4 at MIA:** Recorded seven total tackles (four solo) setting a season-high
- **11/1 vs. MIN:** Recorded four tackles, one forced fumble and one pass defended

#### 2019 (Seahawks)

- Started all 15 games he appeared in, recording career highs in tackles (82), passes defended (eight), interceptions (three), sacks (2.0), tackles for loss (two) and quarterback hits (two) while also adding one forced fumble and one fumble recovery.
- **9/8 vs. CIN:** Recorded a single-game career-high 10 total tackles (nine solo)
- **11/24 at PHI:** Recorded seven tackles (six solo), three passes defended and one interception... His three passes defended set a career-high

#### 2018 (Seahawks)

- In his rookie campaign, he notched, 67 tackles (55 solo), six passes defended, a career-high three forced fumbles and one fumble recovery while adding another fumble recovery on special teams.
- **9/9 at DEN:** Recorded a team-leading eight tackles (seven solo) in his first game in the NFL
- **11/25 at CAR:** Recorded eight tackles (seven solo) and one pass defended
- **12/10 vs. MIN:** Record eight tackles (seven solo) and one pass defended tying his season-high

### COLLEGE

- Played five seasons (2013-2017) at Oklahoma State University in Stillwater, Oklahoma





- In 51 games at Oklahoma State, he posted 284 tackles (209 solos), 25 passes defended, eight tackles for loss, four interceptions, four forced fumbles and one fumble recovery
- Played in all 13 games in 2017 and led the team and ranked 16th in the Big 12 with 79 total tackles, eight passes defended, two interceptions, one tackle for loss and one forced fumble
- Named a team captain and honored with the Leslie O'Neal Award, presented to the teams' outstanding defensive player
- Secured second-team All-America honors by the American Football Coaches Association to become the first Oklahoma State safety to earn All-America recognition since Markelle Martin in 2011. A first-team All-Big 12 honoree as chosen by the coaches and a second-team selection by the Associated Press
- Named a second-team All-Big 12 selection in 2016 and finished with 61 tackles, a team-leading seven passes defended, two tackles for loss, two forced fumbles and one fumble recovery
- Earned the Barry Sanders Award in 2016, awarded to the player who contributes the most with the least amount of recognition
- In 2015, he started all 13 games, posting career highs in tackles (83) and tackles for loss (three), while adding seven passes defended, two interceptions and one forced fumble
- As a redshirt freshman in 2014, he appeared in all 12 games (six starts), tallying 60 tackles (44 solo), three passes defended and two tackles for loss
- Redshirted in 2013

## PERSONAL

- Attended Judson High School in Converse, Texas
- Uncle, Erik Flowers, played with several teams during his seven seasons in the NFL
- Brother, Rodney, plays football for Langston University and his sister, Aleshia Flowers, played basketball at South Florida
- Full name is Trequille Flowers
- Son of Rodney and Crystal Flowers
- Graduated in December 2017 with a degree in management and minors in sports management and marketing

### TRE FLOWERS' NFL REGULAR SEASON DEFENSIVE STATISTICS

DATE	TEAM	GP	TACKLES							INTERCEPTIONS						O. FUMB				ST				MISC					
			GS	TK	S	A	TFL	YDS	SK	YDS	QBH	NO	YDS	LG	TD	PD	FF	FR	TD	YDS	TK	S	A	FF	FR	S	A		
2018	Seahawks	15	15	67	55	12	0	0	0.0	0.0	0	0	0	0	0	6	3	1	0	0	0	0	0	0	0	1	0	0	
2019	Seahawks	15	15	82	65	17	2	11	2.0	11.0	2	3	0	0	0	8	1	1	0	0	0	0	0	0	0	0	0	0	
2020	Seahawks	12	7	46	37	9	1	2	0.0	0.0	0	0	0	0	0	2	1	0	0	0	0	1	0	1	0	0	0	0	
2021	Seahawks	5	3	16	15	1	0	0	0.0	0.0	0	0	0	0	0	0	0	0	0	0	0	0	0	0	0	0	0	0	
Went from Seattle to Cincinnati.																													
2021	Bengals	1	0	17	10	7	0	0	0.0	0.0	0	0	0	0	0	1	0	0	0	0	0	6	4	2	0	1	0	0	0
2021	TOTAL	6	3	33	25	8	0	0	0.0	0.0	0	0	0	0	0	1	0	0	0	0	0	6	4	2	0	1	0	0	0
2022	Bengals	15	0	21	14	7	0	0	0.0	0.0	0	1	0	0	0	3	0	1	0	0	0	6	6	0	0	0	0	0	0
2023	Falcons	17	3	18	12	6	1	1	0.0	0.0	0	0	0	0	0	2	0	0	0	0	0	3	3	0	0	0	0	0	0
<b>NFL TOTALS</b>		<b>80</b>	<b>43</b>	<b>267</b>	<b>208</b>	<b>59</b>	<b>4</b>	<b>14</b>	<b>2.0</b>	<b>11.0</b>	<b>2</b>	<b>4</b>	<b>0</b>	<b>0</b>	<b>0</b>	<b>22</b>	<b>5</b>	<b>3</b>	<b>0</b>	<b>0</b>	<b>16</b>	<b>13</b>	<b>3</b>	<b>0</b>	<b>2</b>	<b>0</b>	<b>0</b>	<b>0</b>	

### TRE FLOWERS' NFL POSTSEASON DEFENSIVE STATISTICS

DATE	TEAM	GP	TACKLES							INTERCEPTIONS						O. FUMB				ST				MISC					
			GS	TK	S	A	TFL	YDS	SK	YDS	QBH	NO	YDS	LG	TD	PD	FF	FR	TD	YDS	TK	S	A	FF	FR	S	A		
2018	Seahawks	1	1	2	2	0	0	0	0.0	0.0	0	0	0	0	0	0	0	0	0	0	0	0	0	0	0	0	0	0	0
2019	Seahawks	2	2	11	8	3	0	0	0.0	0.0	0	0	0	0	0	0	0	0	0	0	0	0	0	0	0	0	0	0	0
2020	Seahawks	1	0	0	0	0	0	0	0.0	0.0	0	0	0	0	0	0	0	0	0	0	0	1	1	0	0	0	0	0	0
2021	Bengals	4	0	7	6	1	0	0	0.0	0.0	0	0	0	0	0	2	0	0	0	0	0	4	4	0	0	0	0	0	0
2022	Bengals	2	0	0	0	0	0	0	0.0	0.0	0	0	0	0	0	0	0	0	0	0	0	0	0	0	0	0	0	0	0
<b>NFL TOTALS</b>		<b>10</b>	<b>3</b>	<b>20</b>	<b>16</b>	<b>4</b>	<b>0</b>	<b>0</b>	<b>0.0</b>	<b>0.0</b>	<b>0</b>	<b>0</b>	<b>0</b>	<b>0</b>	<b>0</b>	<b>2</b>	<b>0</b>	<b>0</b>	<b>0</b>	<b>0</b>	<b>5</b>	<b>5</b>	<b>0</b>	<b>0</b>	<b>0</b>	<b>0</b>	<b>0</b>	<b>0</b>	<b>0</b>

### SINGLE-GAME HIGHS: DEFENSIVE

**Total Tackles** 10 vs. Cincinnati Bengals, Sep 08, 2019  
8 vs. Carolina Panthers, Sep 10, 2023  
...3 more at 8.

**Solo Tackles** 9 vs. Cincinnati Bengals, Sep 08, 2019  
7 at Minnesota Vikings, Sep 26, 2021  
...3 more at 7.

**Sacks** 1.0 vs. San Francisco 49ers, Dec 29, 2019  
1.0 at San Francisco 49ers, Nov 11, 2019

**Passes Defensed** 3 at Philadelphia Eagles, Nov 24, 2019  
2 at Tampa Bay Buccaneers, Dec 18, 2022

**Forced Fumbles** 2 at Carolina Panthers, Nov 25, 2018  
1 vs. San Francisco 49ers, Nov 01, 2020  
...2 more at 1.

**Fumble Recoveries** 1 vs. Cincinnati Bengals, Sep 08, 2019  
1 at San Francisco 49ers, Dec 16, 2018

**Tackles For Loss** 1 vs. New Orleans Saints, Nov 26, 2023  
1 at Buffalo Bills, Nov 08, 2020  
...2 more at 1.

**Interceptions** 1 vs. Minnesota Vikings, Dec 02, 2019  
1 at Philadelphia Eagles, Nov 24, 2019  
...1 more at 1.

**Special Teams Tackles** 3 at Cincinnati Bengals, Dec 05, 2021  
1 at Cleveland Browns, Jan 09, 2022  
...3 more at 1.

**Special Teams Fumble Recoveries** 1 vs. Cleveland Browns, Nov 07, 2021  
1 vs. Kansas City Chiefs, Dec 23, 2018



**SINGLE-GAME HIGHS - POSTSEASON: DEFENSIVE**

**Total Tackles** 7 at Green Bay Packers, Jan 12, 2020  
 4 vs. Las Vegas Raiders, Jan 15, 2022  
 ...1 more at 4.

**Solo Tackles** 5 at Green Bay Packers, Jan 12, 2020  
 3 vs. Las Vegas Raiders, Jan 15, 2022  
 ...1 more at 3.

**Passes Defensed** 1 at Kansas City Chiefs, Jan 30, 2022  
 1 at Tennessee Titans, Jan 22, 2022

**Special Teams Tackles** 2 at Tennessee Titans, Jan 22, 2022  
 1 vs. Los Angeles Rams, Feb 13, 2022  
 ...2 more at 1.

**2023 GAME-BY-GAME REGULAR-SEASON STATISTICS (FALCONS)**

DATE	OPPONENT	P/S	TACKLES								INTERCEPTIONS					O. FUMB				ST				MISC		W/L	SCORE	
			TK	S	A	SK	YDS	TFL	YDS	QBH	NO	YDS	LG	TD	PD	FF	FR	TD	YDS	TK	S	A	FF	FR	S			A
09/10	Panthers	S	8	4	4	0.0	0.0	0	0	0	0	0	0	0	0	0	0	0	0	0	0	0	0	0	0	0	W	24-10
09/17	Packers	S	3	3	0	0.0	0.0	0	0	0	0	0	0	0	1	0	0	0	0	0	0	0	0	0	0	0	W	25-24
09/24	at Lions	S	4	4	0	0.0	0.0	0	0	0	0	0	0	0	1	0	0	0	0	0	0	0	0	0	0	L	6-20	
10/01	at Jaguars	P	0	0	0	0.0	0.0	0	0	0	0	0	0	0	0	0	0	0	0	0	0	0	0	0	0	L	7-23	
10/08	Texans	P	0	0	0	0.0	0.0	0	0	0	0	0	0	0	0	0	0	0	0	0	0	0	0	0	0	W	21-19	
10/15	Commanders	P	0	0	0	0.0	0.0	0	0	0	0	0	0	0	0	0	0	0	0	1	1	0	0	0	0	L	16-24	
10/22	at Buccaneers	P	0	0	0	0.0	0.0	0	0	0	0	0	0	0	0	0	0	0	0	0	0	0	0	0	0	W	16-13	
10/29	at Titans	P	0	0	0	0.0	0.0	0	0	0	0	0	0	0	0	0	0	0	0	0	0	0	0	0	0	L	23-28	
11/05	Vikings	P	0	0	0	0.0	0.0	0	0	0	0	0	0	0	0	0	0	0	0	0	0	0	0	0	0	L	28-31	
11/12	at Cardinals	P	0	0	0	0.0	0.0	0	0	0	0	0	0	0	0	0	0	0	0	0	0	0	0	0	0	L	23-25	
11/26	Saints	P	2	1	1	0.0	0.0	1	1	0	0	0	0	0	0	0	0	0	0	0	0	0	0	0	0	W	24-15	
12/03	at Jets	P	0	0	0	0.0	0.0	0	0	0	0	0	0	0	0	0	0	0	0	1	1	0	0	0	0	W	13-8	
12/10	Buccaneers	P	0	0	0	0.0	0.0	0	0	0	0	0	0	0	0	0	0	0	0	0	0	0	0	0	0	L	25-29	
12/17	at Panthers	P	0	0	0	0.0	0.0	0	0	0	0	0	0	0	0	0	0	0	0	0	0	0	0	0	0	L	7-9	
12/24	Colts	P	0	0	0	0.0	0.0	0	0	0	0	0	0	0	0	0	0	0	0	0	0	0	0	0	0	W	29-10	
12/31	at Bears	P	0	0	0	0.0	0.0	0	0	0	0	0	0	0	0	0	0	0	0	1	1	0	0	0	0	L	17-37	
01/07	at Saints	P	1	0	1	0.0	0.0	0	0	0	0	0	0	0	0	0	0	0	0	0	0	0	0	0	0	L	17-48	
<b>2023 TOTALS</b>			<b>17-3</b>	<b>18</b>	<b>12</b>	<b>6</b>	<b>0.0</b>	<b>0.0</b>	<b>1</b>	<b>1</b>	<b>0</b>	<b>0</b>	<b>0</b>	<b>0</b>	<b>0</b>	<b>2</b>	<b>0</b>	<b>0</b>	<b>0</b>	<b>0</b>	<b>3</b>	<b>3</b>	<b>0</b>	<b>0</b>	<b>0</b>	<b>0</b>	<b>0</b>	<b>7-10</b>





# LUKE FORTNER | 79

**POSITION:** OFFENSIVE LINEMAN  
**HT:** 6-4 | **WT:** 307 | **DOB:** 5-15-1998  
**COLLEGE:** KENTUCKY  
**HOMETOWN:** SYLVANIA, OHIO  
**ACQ:** D3-'22  
**EXP:** 3rd YEAR

@lukefortner79  
 @lfort79



## KEY TRANSACTIONS

- Originally drafted by Jacksonville in the third round (65th overall) in the 2022 draft

## PRO

### 2023 (Jaguars)

- Started all 17 games this season... Only missed two offensive snaps this seasons
- 11/26 at HOU:** Started at center and played all 76 offensive snaps and five snaps on special teams
- 10/8 at BUF:** Started at center and played all 88 offensive snaps and three snaps on special teams
- 9/24 vs. HOU:** Started at center and played all 73 offensive snaps and one play on special teams

### 2022 (Jaguars)

- Started all 17 regular season games and both postseason games... He did not miss an offensive snap in all 19 games he appeared in
- 1/21 at K.C.:** Started at center and played all 61 offensive snaps and four special teams snaps
- 1/14 vs. LAC:** Started at center during his first playoff appearance and played all 74 offensive snaps and three special teams snaps
- 9/25 at LAC:** Started at center and played all 76 offensive snaps and six special teams snaps

## COLLEGE

- Played in 55 career games with 36 consecutive starts
- Elected as a team captain in his sixth season and finished as a Campbell Trophy finalist
- In 2020, started in all 10 games he appeared in
- During his junior season in 2019, started 13 games at right guard
- In 2018 appeared in 11 of 13 games... Blocked for All-SEC and All-American running back, Benny Snell Jr., UK's all-time leading rusher and the first player in school history to rush for 1,000 yards in three straight seasons
- As a redshirt freshman in 2017, saw action in eight games

## PERSONAL

- Graduated from Kentucky in December of 2019 with a degree in mechanical engineering ... Completed his master's degree requirements in aerospace engineering and officially graduated in May of 2022
- Uncle, Don Svec, played football at Youngstown St.
- Along with other UK engineering students and a team of Toyota Manufacturing engineers, Fortner worked for months to help design, test and manufacture a specially-built push cart vehicle through a project called "Lift Them Up"... The push cart vehicle provided a Kentucky Children's Hospital patient the chance to both accompany the Wildcats on the Cat Walk and attend a game at Kroger Field
- His favorite athlete growing up was Cleveland Browns offensive lineman Joe Thomas

### LUKE FORTNER'S NFL REGULAR SEASON STATISTICS

DATE	TEAM	GP	GS
2022	Jaguars	17	17
2023	Jaguars	17	17
<b>NFL TOTALS</b>		<b>34</b>	<b>34</b>

### LUKE FORTNER'S NFL POSTSEASON STATISTICS

DATE	TEAM	GP	GS
2022	Jaguars	2	2
<b>NFL TOTALS</b>		<b>2</b>	<b>2</b>



**2023 GAME-BY-GAME REGULAR-SEASON STATISTICS (JAGUARS)**

DATE	OPPONENT	P/S	W/L	SCORE
09/10	at Colts	S	W	31-21
09/17	Chiefs	S	L	9-17
09/24	Texans	S	L	17-37
10/01	Falcons	S	W	23-7
10/08	at Bills	S	W	25-20
10/15	Colts	S	W	37-20
10/19	at Saints	S	W	31-24
10/29	at Steelers	S	W	20-10
11/12	49ers	S	L	3-34
11/19	Titans	S	W	34-14
11/26	at Texans	S	W	24-21
12/04	Bengals	S	L	31-34+
12/10	at Browns	S	L	27-31
12/17	Ravens	S	L	7-23
12/24	at Buccaneers	S	L	12-30
12/31	Panthers	S	W	26-0
01/07	at Titans	S	L	20-28
<b>2023 TOTALS</b>		<b>17-17</b>	<b>9-8</b>	

+ - Overtime





# JAVON FOSTER | 62

**POSITION:** OFFENSIVE LINEMAN  
**HT:** 6-5 | **WT:** 313 | **DOB:** 3-31-2000  
**COLLEGE:** MISSOURI  
**HOMETOWN:** DETROIT, MICH.  
**ACQ:** D4-'24  
**EXP:** R

@\_ybvon  
 @\_ybvon

## KEY TRANSACTIONS

- Originally drafted by Jacksonville in the fourth round (114th overall) in the 2024 draft

## COLLEGE

- During the 2023 season, he was named Third-Team All-America (AP), 2023 First-Team All-SEC (AP and Coaches), and was a Joe Moore Award Semifinalist
- Appeared in 49 games with 38-straight starts

## PERSONAL

- Attended West Bloomfield High School

### JAVON FOSTER'S COLLEGE STATISTICS

DATE	TEAM	GP	GS
2019	Missouri	2	0
2020	Missouri	9	2
2021	Missouri	13	13
2022	Missouri	12	12
2023	Missouri	13	13
<b>TOTALS</b>		<b>49</b>	<b>40</b>

### COLLEGE 2023 GAME-BY-GAME STATISTICS (MISSOURI)

DATE	OPPONENT	P/S	W/L	SCORE
08/31	South Dakota	S	W	35-10
09/09	Middle Tenn.	S	W	23-19
09/16	Kansas St.	S	W	30-27
09/23	Memphis	S	W	34-27
09/30	at Vanderbilt	S	W	38-21
10/07	LSU	S	L	39-49
10/14	at Kentucky	S	W	38-21
10/21	South Carolina	S	W	34-12
11/04	at Georgia	S	L	21-30
11/11	Tennessee	S	W	36-7
11/18	Florida	S	W	33-31
11/24	at Arkansas	S	W	48-14
12/29	at Ohio St.	S	W	14-3
<b>2023 TOTALS</b>		<b>13-13</b>	<b>11-2</b>	







# TREVIS GIPSON | 50

POSITION: DEFENSIVE END  
 HT: 6-4 | WT: 263 | DOB: 6-13-1997  
 COLLEGE: TULSA  
 HOMETOWN: CEDAR HILL, TEXAS  
 ACQ: FA-24  
 EXP: 5th YEAR

@trevisgipson  
 @trevisgipson

## KEY TRANSACTIONS

- Originally drafted by Chicago in the fifth round (155th overall) of the 2020 draft
- Signed by Tennessee on 8/31/2023
- Signed by Jacksonville as an unrestricted free agent on 3/18/24

## PRO

### 2023 (Titans)

- Appeared in eight games... Posted six tackles (one solo), 1.0 sack and one forced fumble
- **11/02 at PIT:** Recorded a season-high four tackles
- **10/01 vs. CIN:** Tallied his first sack of the season along with a forced fumble

### 2022 (Bears)

- Appeared in all 17 games
- **1/01 at DET:** Recorded 1.0 sack, marking the 10th of his career
- **9/18 at G.B.:** Recorded 2.0 sacks, tying his single-game career high

### 2021 (Bears)

- Appeared in all 16 games with nine starts
- Gipson recorded five forced fumbles, which was the second-most by any Bears defender since the start of the 2013 season, trailing only Khalil Mack's 2018 season (6)
- **1/02 vs. NYG:** Recorded 2.0 sacks and two forced fumbles, marking the first time he recorded 2.0 sacks in a single-game
- **11/21 vs. BAL:** Recorded a single-game high five tackles (four solo) and 1.0 sack
- **10/03 vs. DET:** Recorded his first career sack in a 24-14 win over Detroit

### 2020 (Bears)

- Appeared in seven games during his rookie season

## COLLEGE

- Attended the University of Tulsa and totaled 114 tackles, 25.5 tackles for loss, 13.0 sacks, and eight forced fumbles
- Played in all 12 games with 11 starts during his senior season, earning first-team all-conference honors
- Started in all 12 games as a junior (2018) and ranked second in the nation with five forced fumbles

## PERSONAL

- Attended Cedar Hill High School as a senior after spending his sophomore and junior years at Richardson Berkner High School
- Son of Thomas and Cassundra Gipson; his Mother ran track at North Texas and his Dad played basketball at Texas.
- Has three siblings... His brother Thomas plays professional basketball in Finland
- His grandfather, Tom Gipson, was a defensive tackle who played four games with the Raiders in 1971 after being chosen in the 14th round of the NFL Draft.

### TREVIS GIPSON'S NFL REGULAR SEASON DEFENSIVE STATISTICS

DATE	TEAM	GP	TACKLES								INTERCEPTIONS							O. FUMB					ST				MISC	
			GS	TK	S	A	TFL	YDS	SK	YDS	QBH	NO	YDS	LG	TD	PD	FF	FR	TD	YDS	TK	S	A	FF	FR	S	A	
2020	Bears	7	0	4	1	3	0	0	0.0	0.0	3	0	0	0	0	0	0	0	0	0	1	0	1	0	0	0	0	
2021	Bears	16	9	37	23	14	7	37	7.0	53.5	7	0	0	0	2	5	1	0	0	2	0	2	0	0	0	0		
2022	Bears	17	10	31	17	14	4	25	3.0	21.0	11	0	0	0	3	0	0	0	0	0	0	0	0	0	0	0		
2023	Titans	8	0	6	1	5	0	0	1.0	8.0	0	0	0	0	0	1	0	0	0	0	0	0	0	0	0	0		
<b>NFL TOTALS</b>		<b>48</b>	<b>19</b>	<b>78</b>	<b>42</b>	<b>36</b>	<b>11</b>	<b>62</b>	<b>11.0</b>	<b>82.5</b>	<b>21</b>	<b>0</b>	<b>0</b>	<b>0</b>	<b>5</b>	<b>6</b>	<b>1</b>	<b>0</b>	<b>0</b>	<b>3</b>	<b>0</b>	<b>3</b>	<b>0</b>	<b>0</b>	<b>0</b>	<b>0</b>		

### TREVIS GIPSON'S NFL POSTSEASON DEFENSIVE STATISTICS

DATE	TEAM	GP	TACKLES								INTERCEPTIONS							O. FUMB					ST				MISC	
			GS	TK	S	A	TFL	YDS	SK	YDS	QBH	NO	YDS	LG	TD	PD	FF	FR	TD	YDS	TK	S	A	FF	FR	S	A	
2020	Bears	0	0	0	0	0	0	0	0.0	0.0	0	0	0	0	0	0	0	0	0	0	0	0	0	0	0	0		
<b>NFL TOTALS</b>		<b>0</b>	<b>0</b>	<b>0</b>	<b>0</b>	<b>0</b>	<b>0</b>	<b>0</b>	<b>0.0</b>	<b>0.0</b>	<b>0</b>	<b>0</b>	<b>0</b>	<b>0</b>	<b>0</b>	<b>0</b>	<b>0</b>	<b>0</b>	<b>0</b>	<b>0</b>	<b>0</b>	<b>0</b>	<b>0</b>	<b>0</b>	<b>0</b>	<b>0</b>		



**SINGLE-GAME HIGHS: DEFENSIVE**

<b>Total Tackles</b>	5 vs. Baltimore Ravens, Nov 21, 2021 4 vs. Minnesota Vikings, Jan 08, 2023 ...4 more at 4.	<b>Forced Fumbles</b>	2 vs. New York Giants, Jan 02, 2022 1 at Minnesota Vikings, Jan 09, 2022 ...2 more at 1.
<b>Solo Tackles</b>	4 vs. Baltimore Ravens, Nov 21, 2021 3 vs. San Francisco 49ers, Sep 11, 2022 ...1 more at 3.	<b>Fumble Recoveries</b>	1 at Detroit Lions, Nov 25, 2021
<b>Sacks</b>	2.0 at Green Bay Packers, Sep 18, 2022 2.0 vs. New York Giants, Jan 02, 2022	<b>Tackles For Loss</b>	2 at Green Bay Packers, Sep 18, 2022 2 vs. Baltimore Ravens, Nov 21, 2021 ...1 more at 2.
<b>Passes Defensed</b>	1 vs. San Francisco 49ers, Sep 11, 2022 1 vs. Detroit Lions, Oct 03, 2021 ...1 more at 1.	<b>Special Teams Tackles</b>	1 at Las Vegas Raiders, Oct 10, 2021 1 vs. Detroit Lions, Oct 03, 2021 ...1 more at 1.

**2023 GAME-BY-GAME REGULAR-SEASON STATISTICS (TITANS)**

DATE	OPPONENT	P/S	TACKLES							INTERCEPTIONS					O. FUMB				ST				MISC		W/L	SCORE			
			TK	S	A	SK	YDS	TFL	YDS	QBH	NO	YDS	LG	TD	PD	FF	FR	TD	YDS	TK	S	A	FF	FR			S	A	
09/10	at Saints	P	0	0	0	0.0	0.0	0	0	0	0	0	0	0	0	0	0	0	0	0	0	0	0	0	0	0	0	L	15-16
09/17	Chargers		ON INACTIVE LIST																								W	27-24+	
09/24	at Browns		ON INACTIVE LIST																								L	3-27	
10/01	Bengals	P	1	1	0	1.0	8.0	0	0	0	0	0	0	0	0	1	0	0	0	0	0	0	0	0	0	0	0	W	27-3
10/08	at Colts	P	0	0	0	0.0	0.0	0	0	0	0	0	0	0	0	0	0	0	0	0	0	0	0	0	0	0	0	L	16-23
10/15	Ravens	P	0	0	0	0.0	0.0	0	0	0	0	0	0	0	0	0	0	0	0	0	0	0	0	0	0	0	0	L	16-24
10/29	Falcons	P	1	0	1	0.0	0.0	0	0	0	0	0	0	0	0	0	0	0	0	0	0	0	0	0	0	0	0	W	28-23
11/02	at Steelers	P	4	0	4	0.0	0.0	0	0	0	0	0	0	0	0	0	0	0	0	0	0	0	0	0	0	0	0	L	16-20
11/12	at Buccaneers	P	0	0	0	0.0	0.0	0	0	0	0	0	0	0	0	0	0	0	0	0	0	0	0	0	0	0	0	L	6-20
11/19	at Jaguars		ON INACTIVE LIST																								L	14-34	
11/26	Panthers		ON INACTIVE LIST																								W	17-10	
12/03	Colts		ON INACTIVE LIST																								L	28-31+	
12/11	at Dolphins		ON INACTIVE LIST																								W	28-27	
12/17	Texans		ON INACTIVE LIST																								L	16-19+	
12/24	Seahawks	P	0	0	0	0.0	0.0	0	0	0	0	0	0	0	0	0	0	0	0	0	0	0	0	0	0	0	0	L	17-20
12/31	at Texans		ON INACTIVE LIST																								L	3-26	
01/07	Jaguars		ON INACTIVE LIST																								W	28-20	
<b>2023 TOTALS</b>			<b>8-0</b>	<b>6</b>	<b>1</b>	<b>5</b>	<b>1.0</b>	<b>8.0</b>	<b>0</b>	<b>0</b>	<b>0</b>	<b>0</b>	<b>0</b>	<b>0</b>	<b>0</b>	<b>0</b>	<b>1</b>	<b>0</b>	<b>0</b>	<b>0</b>	<b>0</b>	<b>0</b>	<b>0</b>	<b>0</b>	<b>0</b>	<b>0</b>	<b>0</b>	<b>6-11</b>	

+ - Overtime





## TASHAUN GIPSON SR. | 47

POSITION: SAFETY  
HT: 5-11 | WT: 212 | DOB: 8-7-1990  
COLLEGE: WYOMING  
HOMETOWN: DALLAS, TEXAS  
ACQ: FA-'24  
EXP: 13th YEAR

### KEY TRANSACTIONS

- Originally signed with Cleveland as an undrafted free agent on 5/9/12
- Signed with Jacksonville on 3/10/16
- Signed with Houston on 3/12/19
- Signed with Chicago on 5/1/20
- Signed with San Francisco on 8/22/22
- Signed with Jacksonville on 8/11/24

### PRO

#### 2023 (49ers)

- Started all 16 games he appeared in and recorded 60 tackles (41 solo), three passes defensed, three tackles for loss, one interception and 1.0 sack
- Started in all three postseason games including Super Bowl LVIII and recorded 14 tackles (12 solo) and one pass defensed
- **10/29 vs. CIN:** Recorded eight tackles (six solo) and one tackle for loss
- **10/08 vs. DAL:** Recorded two tackles (one solo) and one interception returned for 26 yards

#### 2022 (49ers)

- Started all 17 games and recorded 61 tackles (43 solo), eight passes defensed, five interceptions, one tackle for loss and 0.5 sacks
- Started in all three postseason matchups and posted seven tackles (four solo) and one tackle for loss
- **1/8/23 vs. ARI:** Recorded two interceptions, two passes defensed and two tackles (one solo)
- **10/16 at ATL:** Recorded nine tackles (six solo) tying his career-high

#### 2021 (Bears)

- Started all 12 games he appeared in and recorded 47 tackles (33 solo), three passes defensed, two interceptions and 1.0 sack
- **1/2/22 vs. NYG:** Recorded one interception returned for 31 yards and two tackles (one solo)
- **12/12 at G.B.:** Recorded eight tackles (five solo)

#### 2020 (Bears)

- Started all 16 games and recorded 66 tackles (48 solo), seven passes defensed, two interceptions, and one fumble recovery
- Started in one postseason matchup and recorded 10 tackles (six solo), 1.0 sack and one pass defensed
- **10/18 at CAR:** Recorded six tackles (two solo) and one interception returned for nine yards
- **10/4 vs. IND:** Recorded nine tackles (eight solo) and one pass defensed

#### 2019 (Texans)

- Started all 14 games he appeared in and recorded 51 tackles (37 solo), eight passes defensed, three interceptions, three quarterback hits and two tackles for loss
- **12/01 vs. N.E.:** Recorded six tackles (five solo) and one tackle for loss
- **10/6 vs. ATL:** Recorded one interception returned for a 79-yard touchdown and three tackles (two solo)

#### 2018 (Jaguars)

- Started all 16 games and posted 54 tackles (44 solo), seven passes defensed, one interception, one tackle for loss and one quarterback hit
- **10/28 vs. PHI:** Recorded seven tackles (six solo)
- **10/7 at K.C.:** Recorded one interception for eight yards and two solo tackles

#### 2017 (Jaguars)

- Started in all 16 games and recorded 64 tackles (53 solo), seven passes defensed, four interceptions, four tackles for loss and one fumble recovery
- Started in all three postseason matchups and recorded seven tackles (six solo)
- **10/8 at PIT:** Recorded two interceptions and six tackles (five solo)
- **10/1 at NYJ:** Posted seven solo tackles and one pass defensed



**2016 (Jaguars)**

- Started in all 16 games and posted 41 tackles (34 solo), two passes defended and one interception
- **1/1/17 at IND:** Recorded a a season-high six tackles (two solo)
- **9/25 vs. BAL:** Recorded one interception and three solo tackles

**2015 (Browns)**

- Started in all 13 games he appeared in and posted 60 tackles (42 solo), two passes defended, two tackles for loss and one interception
- **12/20 at SEA:** Recorded nine tackles (five solo)
- **9/13 at NYJ:** Posted five tackles (two solo) and one interception

**2014 (Browns)**

- Started in all 11 games he appeared in and posted 52 tackles (28 solo), eight passes defended, six interceptions including one returned for a 62-yard touchdown, two tackles for loss and one forced fumble
- **10/19 at JAX:** Posted two interceptions and four tackles (three solo)
- **9/14 vs. N.O.:** Recorded one interception return for a 62-yard touchdown and eight tackles (three solo)

**2013 (Browns)**

- Appeared in 16 games with 15 starts and recorded 95 tackles (63 solo), 12 passes defended, five interceptions including one returned for a touchdown and two tackles for loss
- **12/15 vs. CHI:** Posted two interceptions including one returned for a touchdown and eight tackles (five solo)
- **9/29 vs. CIN:** Recorded six tackles (three solo) and three passes defended

**2012 (Browns)**

- Appeared in 10 games (three starts) and recorded 29 tackles (23 solo), one interception and one pass defended... He also posted three tackles on special teams (two solo)
- **12/2 at L.V.:** Recorded a season-high eight tackles (seven solo)
- **9/9 vs. PHI:** Made his NFL debut and recorded one special teams tackle

**COLLEGE**

- Played four seasons (2008-11) at Wyoming, collecting 250 total tackles (179 solo), nine interceptions and eight tackles for loss

**PERSONAL**

- Has five siblings: Taneah, Mike, Terriyon, Marcell and Anitra.
- Two of his brothers also played football at Mount West Schools, Marcell played with Tashaun at Wyoming while Terriyon played running back at New Mexico
- Has three children, Tashaun Jr., Nala and Jett

**TASHAUN GIPSON SR.'S NFL REGULAR SEASON DEFENSIVE STATISTICS**

DATE	TEAM	GP	GS	TACKLES							INTERCEPTIONS						O. FUMB					ST				MISC		
				TK	S	A	TFL	YDS	SK	YDS	QBH	NO	YDS	LG	TD	PD	FF	FR	TD	YDS	TK	S	A	FF	FR	S	A	
2012	Browns	10	3	29	23	6	0	0	0.0	0.0	0	1	23	23	0	1	0	0	0	0	0	4	3	1	0	0	0	0
2013	Browns	16	15	95	63	32	2	4	0.0	0.0	0	5	143	44t	1	12	0	0	0	0	0	0	0	0	0	0	0	
2014	Browns	12	11	52	28	24	2	2	0.0	0.0	0	6	158	62t	1	8	1	0	0	0	0	0	0	0	0	0	0	
2015	Browns	13	13	60	42	18	2	5	0.0	0.0	0	2	0	0	0	2	0	0	0	0	0	0	0	0	0	0	0	
2016	Jaguars	16	16	41	34	7	0	0	0.0	0.0	0	1	30	30	0	2	0	0	0	0	0	0	0	0	0	0	0	
2017	Jaguars	16	16	64	53	11	4	15	0.0	0.0	0	4	83	67	0	7	0	1	0	0	0	0	0	0	0	0	0	
2018	Jaguars	16	16	54	44	10	1	0	0.0	0.0	1	1	7	8	0	7	0	0	0	0	0	0	0	0	0	0	0	
2019	Texans	14	14	51	37	14	2	2	0.0	0.0	3	3	105	79t	1	8	0	0	0	0	0	0	0	0	0	0	0	
2020	Bears	16	16	66	48	18	0	0	0.0	0.0	0	2	10	9	0	5	0	1	0	0	0	0	0	0	0	0	0	
2021	Bears	12	12	47	33	14	1	2	1.0	2.0	1	2	31	31	0	3	0	1	0	13	0	0	0	0	0	0	0	
2022	49ers	17	17	62	43	19	1	2	0.5	2.5	1	5	141	56	0	8	0	0	0	0	0	0	0	0	0	0	0	
2023	49ers	16	16	60	41	19	3	9	1.0	9.0	1	1	26	26	0	3	0	0	0	0	0	0	0	0	0	0	0	
<b>NFL TOTALS</b>		<b>174</b>	<b>165</b>	<b>681</b>	<b>489</b>	<b>192</b>	<b>18</b>	<b>41</b>	<b>2.5</b>	<b>13.5</b>	<b>7</b>	<b>33</b>	<b>757</b>	<b>79T</b>	<b>3</b>	<b>66</b>	<b>1</b>	<b>3</b>	<b>0</b>	<b>13</b>	<b>4</b>	<b>3</b>	<b>1</b>	<b>0</b>	<b>0</b>	<b>0</b>	<b>0</b>	

**TASHAUN GIPSON SR.'S NFL POSTSEASON DEFENSIVE STATISTICS**

DATE	TEAM	GP	GS	TACKLES							INTERCEPTIONS						O. FUMB					ST				MISC		
				TK	S	A	TFL	YDS	SK	YDS	QBH	NO	YDS	LG	TD	PD	FF	FR	TD	YDS	TK	S	A	FF	FR	S	A	
2017	Jaguars	3	3	7	6	1	0	0	0.0	0.0	0	0	0	0	0	0	0	0	0	0	0	0	0	0	0	0	0	0
2019	Texans	0	0	0	0	0	0	0	0.0	0.0	0	0	0	0	0	0	0	0	0	0	0	0	0	0	0	0	0	0
2020	Bears	1	1	7	6	1	0	0	1.0	3.0	0	0	0	0	0	1	1	0	0	0	1	1	0	0	0	0	0	0
2022	49ers	3	3	7	4	3	1	1	0.0	0.0	0	0	0	0	0	0	0	0	0	0	0	0	0	0	0	0	0	0
2023	49ers	3	3	14	12	2	0	0	0.0	0.0	0	0	0	0	0	1	1	0	0	0	0	0	0	0	0	0	0	0
<b>NFL TOTALS</b>		<b>10</b>	<b>10</b>	<b>35</b>	<b>28</b>	<b>7</b>	<b>1</b>	<b>1</b>	<b>1.0</b>	<b>3.0</b>	<b>0</b>	<b>0</b>	<b>0</b>	<b>0</b>	<b>0</b>	<b>2</b>	<b>2</b>	<b>0</b>	<b>0</b>	<b>0</b>	<b>1</b>	<b>1</b>	<b>0</b>	<b>0</b>	<b>0</b>	<b>0</b>	<b>0</b>	<b>0</b>



**SINGLE-GAME HIGHS: DEFENSIVE**

<b>Total Tackles</b>	9 at Atlanta Falcons, Oct 16, 2022 9 vs. Indianapolis Colts, Oct 04, 2020 ...5 more at 9.	<b>Tackles For Loss</b>	2 at Tennessee Titans, Dec 31, 2017 2 vs. Chicago Bears, Dec 15, 2013
<b>Solo Tackles</b>	9 at Kansas City Chiefs, Oct 27, 2013 8 vs. Indianapolis Colts, Oct 04, 2020	<b>Interceptions</b>	2 at Pittsburgh Steelers, Oct 08, 2017 2 at Jacksonville Jaguars, Oct 19, 2014 ...1 more at 2.
<b>Sacks</b>	1.0 at Las Vegas Raiders, Oct 10, 2021	<b>Interception Return Yards</b>	79 vs. Atlanta Falcons, Oct 06, 2019 79 vs. Chicago Bears, Dec 15, 2013
<b>Passes Defensed</b>	3 vs. Cincinnati Bengals, Sep 29, 2013 2 vs. Denver Broncos, Dec 08, 2019 ...6 more at 2.	<b>Special Teams Tackles</b>	2 vs. Buffalo Bills, Sep 23, 2012 1 at Cincinnati Bengals, Sep 16, 2012 ...1 more at 1.
<b>Forced Fumbles</b>	1 at Cincinnati Bengals, Nov 06, 2014	<b>Longest Opp Fumble Return</b>	13 vs. Cincinnati Bengals, Sep 19, 2021
<b>Fumble Recoveries</b>	1 vs. Cincinnati Bengals, Sep 19, 2021 1 vs. Minnesota Vikings, Nov 16, 2020 ...1 more at 1.		

**SINGLE-GAME HIGHS - POSTSEASON: DEFENSIVE**

<b>Total Tackles</b>	7 at New Orleans Saints, Jan 10, 2021 5 vs. Buffalo Bills, Jan 07, 2018	<b>Passes Defensed</b>	1 at New Orleans Saints, Jan 10, 2021
<b>Solo Tackles</b>	6 at New Orleans Saints, Jan 10, 2021 5 vs. Buffalo Bills, Jan 07, 2018	<b>Forced Fumbles</b>	1 at New Orleans Saints, Jan 10, 2021
<b>Sacks</b>	1.0 at New Orleans Saints, Jan 10, 2021	<b>Special Teams Tackles</b>	1 at New Orleans Saints, Jan 10, 2021

**2023 GAME-BY-GAME REGULAR-SEASON STATISTICS (49ERS)**

DATE	OPPONENT	P/S	TACKLES							INTERCEPTIONS					O. FUMB			ST				MISC		W/L	SCORE				
			TK	S	A	SK	YDS	TFL	YDS	QBH	NO	YDS	LG	TD	PD	FF	FR	TD	YDS	TK	S	A	FF			FR	S	A	
09/10	at Steelers	S	2	1	1	0.0	0.0	0	0	0	0	0	0	0	0	0	0	0	0	0	0	0	0	0	0	W	30-7		
09/17	at Rams	S	3	1	2	0.0	0.0	0	0	0	0	0	0	0	0	0	0	0	0	0	0	0	0	0	W	30-23			
09/21	Giants	S	5	4	1	0.0	0.0	0	0	0	0	0	0	0	0	0	0	0	0	0	0	0	0	0	W	30-12			
10/01	Cardinals	S	5	1	4	0.0	0.0	0	0	0	0	0	0	0	0	0	0	0	0	0	0	0	0	0	W	35-16			
10/08	Cowboys	S	2	1	1	0.0	0.0	0	0	0	1	26	26	0	1	0	0	0	0	0	0	0	0	0	W	42-10			
10/15	at Browns	S	3	2	1	0.0	0.0	0	0	0	0	0	0	0	0	0	0	0	0	0	0	0	0	0	L	17-19			
10/23	at Vikings	S	2	1	1	0.0	0.0	0	0	0	0	0	0	0	0	0	0	0	0	0	0	0	0	0	L	17-22			
10/29	Bengals	S	8	6	2	0.0	0.0	1	0	0	0	0	0	0	0	0	0	0	0	0	0	0	0	0	L	17-31			
11/12	at Jaguars	S	1	1	0	0.0	0.0	0	0	0	0	0	0	0	1	0	0	0	0	0	0	0	0	0	W	34-3			
11/19	Buccaneers	S	3	2	1	0.0	0.0	0	0	0	0	0	0	0	1	0	0	0	0	0	0	0	0	0	W	27-14			
11/23	at Seahawks	S	5	4	1	1.0	9.0	1	9	1	0	0	0	0	0	0	0	0	0	0	0	0	0	0	W	31-13			
12/03	at Eagles	S	5	5	0	0.0	0.0	0	0	0	0	0	0	0	0	0	0	0	0	0	0	0	0	0	W	42-19			
12/10	Seahawks	S	4	2	2	0.0	0.0	0	0	0	0	0	0	0	0	0	0	0	0	0	0	0	0	0	W	28-16			
12/17	at Cardinals	S	3	2	1	0.0	0.0	0	0	0	0	0	0	0	0	0	0	0	0	0	0	0	0	0	W	45-29			
12/25	Ravens	S	7	6	1	0.0	0.0	1	0	0	0	0	0	0	0	0	0	0	0	0	0	0	0	0	L	19-33			
12/31	at Commanders	S	2	2	0	0.0	0.0	0	0	0	0	0	0	0	0	0	0	0	0	0	0	0	0	0	W	27-10			
01/07	Rams																								L	20-21			
													ON INACTIVE LIST																
<b>2023 TOTALS</b>			<b>16-16</b>	<b>60</b>	<b>41</b>	<b>19</b>	<b>1.0</b>	<b>9.0</b>	<b>3</b>	<b>9</b>	<b>1</b>	<b>1</b>	<b>26</b>	<b>26</b>	<b>0</b>	<b>3</b>	<b>0</b>	<b>0</b>	<b>0</b>	<b>0</b>	<b>0</b>	<b>0</b>	<b>0</b>	<b>0</b>	<b>0</b>	<b>0</b>	<b>12-5</b>		

**2023 GAME-BY-GAME POSTSEASON STATISTICS (49ERS)**

DATE	OPPONENT	P/S	TACKLES							INTERCEPTIONS					O. FUMB			ST				MISC		W/L	SCORE		
			TK	S	A	SK	YDS	TFL	YDS	QBH	NO	YDS	LG	TD	PD	FF	FR	TD	YDS	TK	S	A	FF			FR	S
01/20	Packers	S	3	3	0	0.0	0.0	0	0	0	0	0	0	0	0	0	0	0	0	0	0	0	0	0	0	W	24-21
01/28	Lions	S	6	5	1	0.0	0.0	0	0	0	0	0	0	0	1	1	0	0	0	0	0	0	0	0	0	W	34-31
02/11	at Chiefs	S	5	4	1	0.0	0.0	0	0	0	0	0	0	0	0	0	0	0	0	0	0	0	0	0	0	L	22-25+
<b>2023 TOTALS</b>			<b>3-3</b>	<b>14</b>	<b>12</b>	<b>2</b>	<b>0.0</b>	<b>0.0</b>	<b>0</b>	<b>0</b>	<b>0</b>	<b>0</b>	<b>0</b>	<b>0</b>	<b>0</b>	<b>1</b>	<b>1</b>	<b>0</b>	<b>0</b>	<b>0</b>	<b>0</b>	<b>0</b>	<b>0</b>	<b>0</b>	<b>0</b>	<b>2-1</b>	

+ - Overtime







# RASHEEM GREEN | 97

**POSITION:** DEFENSIVE END  
**HT:** 6-4 | **WT:** 279 | **DOB:** 5-15-1997  
**COLLEGE:** USC  
**HOMETOWN:** LOS ANGELES, CALIF.  
**ACQ:** FA-24  
**EXP:** 6th YEAR

## KEY TRANSACTIONS

- Originally drafted by Seattle in the third round (79th overall) in the 2023 Draft
- Signed by Houston as unrestricted free agent on 5/02/22
- Signed by Chicago as an unrestricted free agent on 4/06/23
- Signed by Jacksonville as a free agent on 7/30/24

## PRO

### 2023 (Bears)

- Played in all 17 games and recorded 15 tackles (eight solo), five QBHs, 2.0 sacks, two tackles for loss and two blocked kicks
- **12/31 vs. ATL:** Logged his 150th-career tackle in Week 17
- **10/15 vs. MIN:** Blocked a PAT, recorded one quarterback hit and one tackle
- **9/17 vs. MIN:** Blocked a field goal and recorded one tackle

### 2022 (Texans)

- Appeared in 16 games (five starts) and logged 42 tackles, eight quarterback hits, five tackles for loss, 3.5 sacks and two passes defended..
- **9/18 at DEN:** Recorded five tackles, two quarterback hits, 1.5 sacks and one tackle for loss
- **9/17 at CHI:** Recorded a season-high seven tackles

### 2021 (Seahawks)

- Appeared in 17 games (16 starts) while totaling a career-high 48 tackles, 15 quarterback hits, 6.5 sacks, six tackles for loss...
- **12/26 vs. CHI:** Recorded 2.0 sacks vs. Chicago, his second-straight week with a sack
- **12/21 at LAR:** Registered 1.0 sack and had five tackles vs. the Rams
- **11/19 at WASH:** Blocked an extra point and returned it for a two-point conversion, it was Seattle's first blocked extra point since 9/27/20 (Tre Flowers vs. Dallas)

### 2020 (Seahawks)

- Played in 10 games (three starts), after sustaining a neck injury in Week 1
- Returned from injury in Week 9 of the 2020 season, and finished the season with 10 tackles, six quarterback hits, 2.0 sacks, two tackles for loss and one fumble recovery

### 2019 (Seahawks)

- Appeared in 16 games (eight starts)...Led the team with a career-high 4.0 sacks and blocked two field goals
- **12/22 at ARI:** Recorded a season-high six tackles vs. Arizona in Week 16, complemented by 0.5 sacks and one pass defended.

### 2018 (Seahawks)

- Played in 10 games (five starts) as a rookie, totaling nine tackles, 1.0 sack, one quarterback hit and one tackle for loss
- **11/15 vs. G.B.:** Logged two tackles, 1.0 sack (-6 yards), one quarterback hit and one tackle for loss

## COLLEGE

- Played in 41 games with 26 starts over three seasons
- Finished his career with 117 tackles, including 20 for losses, with 16.5 sacks, 8 deflections, 2 blocked field goals, a fumble recovery, fumble return for a TD and 3 forced fumbles in his career

## PERSONAL

- As a senior defensive lineman at Serra High in Gardena (Calif.), he made 2014 USA Today All-USA first team, Prep Star All-American Dream Team, Cal-Hi Sports All-State first team, Max Preps All-State Division I first team, Orange County Register Fab 15 first team, Tacoma News Tribune Western 100, All-CIF Pac 5 Division, Los Angeles Times All-Area first team, South Bay Daily Breeze All-South Bay first team and All-Mission League Co-Defensive MVP
- Majored in sociology at USC



**RASHEEM GREEN'S NFL REGULAR SEASON DEFENSIVE STATISTICS**

DATE	TEAM	GP	TACKLES							INTERCEPTIONS							O. FUMB					ST				MISC	
			GS	TK	S	A	TFL	YDS	SK	YDS	QBH	NO	YDS	LG	TD	PD	FF	FR	TD	YDS	TK	S	A	FF	FR	S	A
2018	Seahawks	10	0	9	7	2	1	6	1.0	6.0	1	0	0	0	0	0	0	0	0	0	0	0	0	0	0	0	0
2019	Seahawks	16	8	27	15	12	3	17	4.0	19.0	5	0	0	0	2	3	1	0	36	0	0	0	0	0	0	0	
2020	Seahawks	10	0	10	7	3	2	20	2.0	20.0	6	0	0	0	0	0	1	0	0	0	0	0	0	0	0	0	
2021	Seahawks	17	16	48	27	21	6	39	6.5	46.5	15	0	0	0	4	0	0	0	0	0	0	0	0	0	0	0	
2022	Texans	16	5	42	27	15	5	16	3.5	15.0	8	0	0	0	2	0	0	0	0	0	0	0	0	0	0	0	
2023	Bears	17	0	15	8	7	2	9	2.0	9.0	5	0	0	0	0	0	0	0	0	0	0	0	0	0	0	0	
<b>NFL TOTALS</b>		<b>86</b>	<b>29</b>	<b>151</b>	<b>91</b>	<b>60</b>	<b>19</b>	<b>107</b>	<b>19.0</b>	<b>115.5</b>	<b>40</b>	<b>0</b>	<b>0</b>	<b>0</b>	<b>8</b>	<b>3</b>	<b>2</b>	<b>0</b>	<b>36</b>	<b>0</b>	<b>0</b>	<b>0</b>	<b>0</b>	<b>0</b>	<b>0</b>	<b>0</b>	

**RASHEEM GREEN'S NFL POSTSEASON DEFENSIVE STATISTICS**

DATE	TEAM	GP	TACKLES							INTERCEPTIONS							O. FUMB					ST				MISC	
			GS	TK	S	A	TFL	YDS	SK	YDS	QBH	NO	YDS	LG	TD	PD	FF	FR	TD	YDS	TK	S	A	FF	FR	S	A
2018	Seahawks	0	0	0	0	0	0	0	0.0	0.0	0	0	0	0	0	0	0	0	0	0	0	0	0	0	0	0	
2019	Seahawks	2	0	2	2	0	1	4	1.0	4.0	1	0	0	0	0	0	0	0	0	0	0	0	0	0	0	0	
2020	Seahawks	1	0	1	0	1	0	0	0.0	0.0	0	0	0	0	0	0	0	0	0	0	0	0	0	0	0	0	
<b>NFL TOTALS</b>		<b>3</b>	<b>0</b>	<b>3</b>	<b>2</b>	<b>1</b>	<b>1</b>	<b>4</b>	<b>1.0</b>	<b>4.0</b>	<b>1</b>	<b>0</b>	<b>0</b>	<b>0</b>	<b>0</b>	<b>0</b>	<b>0</b>	<b>0</b>	<b>0</b>	<b>0</b>	<b>0</b>	<b>0</b>	<b>0</b>	<b>0</b>	<b>0</b>	<b>0</b>	

**SINGLE-GAME HIGHS: DEFENSIVE**

<b>Total Tackles</b>	7 at Chicago Bears, Sep 25, 2022 6 vs. Los Angeles Rams, Oct 07, 2021 ...1 more at 6.	<b>Forced Fumbles</b>	1 vs. Minnesota Vikings, Dec 02, 2019 1 at Philadelphia Eagles, Nov 24, 2019 ...1 more at 1.
<b>Solo Tackles</b>	5 at Chicago Bears, Sep 25, 2022 5 vs. Los Angeles Rams, Oct 07, 2021	<b>Fumble Recoveries</b>	1 at San Francisco 49ers, Jan 03, 2021 1 vs. Tampa Bay Buccaneers, Nov 03, 2019
<b>Sacks</b>	2.0 vs. Chicago Bears, Dec 26, 2021 1.5 at Denver Broncos, Sep 18, 2022	<b>Tackles For Loss</b>	2 at Las Vegas Raiders, Oct 23, 2022 2 vs. Chicago Bears, Dec 26, 2021
<b>Passes Defensed</b>	2 at Indianapolis Colts, Sep 12, 2021 1 at Jacksonville Jaguars, Oct 09, 2022 ...4 more at 1.	<b>Longest Opp Fumble Return</b>	36 vs. Tampa Bay Buccaneers, Nov 03, 2019

**SINGLE-GAME HIGHS - POSTSEASON: DEFENSIVE**

<b>Total Tackles</b>	2 at Philadelphia Eagles, Jan 05, 2020 1 vs. Los Angeles Rams, Jan 09, 2021	<b>Sacks</b>	1.0 at Philadelphia Eagles, Jan 05, 2020
<b>Solo Tackles</b>	2 at Philadelphia Eagles, Jan 05, 2020	<b>Tackles For Loss</b>	1 at Philadelphia Eagles, Jan 05, 2020

**2023 GAME-BY-GAME REGULAR-SEASON STATISTICS (BEARS)**

DATE	OPPONENT	P/S	TACKLES							INTERCEPTIONS							O. FUMB					ST				MISC		
			TK	S	A	SK	YDS	TFL	YDS	QBH	NO	YDS	LG	TD	PD	FF	FR	TD	YDS	TK	S	A	FF	FR	S	A	W/L	SCORE
09/10	Packers	P	1	1	0	0.0	0.0	0	0	0	0	0	0	0	0	0	0	0	0	0	0	0	0	0	0	0	L	20-38
09/17	at Buccaneers	P	1	1	0	0.0	0.0	0	0	0	0	0	0	0	0	0	0	0	0	0	0	0	0	0	0	L	17-27	
09/24	at Chiefs	P	1	1	0	0.0	0.0	0	0	0	0	0	0	0	0	0	0	0	0	0	0	0	0	0	0	L	10-41	
10/01	Broncos	P	0	0	0	0.0	0.0	0	0	0	0	0	0	0	0	0	0	0	0	0	0	0	0	0	0	L	28-31	
10/05	at Commanders	P	1	1	0	1.0	5.0	1	5	1	0	0	0	0	0	0	0	0	0	0	0	0	0	0	0	W	40-20	
10/15	Vikings	P	0	0	0	0.0	0.0	0	0	1	0	0	0	0	0	0	0	0	0	0	0	0	0	0	0	L	13-19	
10/22	Raiders	P	1	0	1	0.0	0.0	0	0	1	0	0	0	0	0	0	0	0	0	0	0	0	0	0	0	W	30-12	
10/29	at Chargers	P	1	0	1	0.0	0.0	0	0	0	0	0	0	0	0	0	0	0	0	0	0	0	0	0	0	L	13-30	
11/05	at Saints	P	2	0	2	0.0	0.0	0	0	0	0	0	0	0	0	0	0	0	0	0	0	0	0	0	0	L	17-24	
11/09	Panthers	P	1	1	0	1.0	4.0	1	4	1	0	0	0	0	0	0	0	0	0	0	0	0	0	0	0	W	16-13	
11/19	at Lions	P	1	0	1	0.0	0.0	0	0	1	0	0	0	0	0	0	0	0	0	0	0	0	0	0	0	L	26-31	
11/27	at Vikings	P	1	0	1	0.0	0.0	0	0	0	0	0	0	0	0	0	0	0	0	0	0	0	0	0	0	W	12-10	
12/10	Lions	P	0	0	0	0.0	0.0	0	0	0	0	0	0	0	0	0	0	0	0	0	0	0	0	0	0	W	28-13	
12/17	at Browns	P	1	1	0	0.0	0.0	0	0	0	0	0	0	0	0	0	0	0	0	0	0	0	0	0	0	L	17-20	
12/24	Cardinals	P	0	0	0	0.0	0.0	0	0	0	0	0	0	0	0	0	0	0	0	0	0	0	0	0	0	W	27-16	
12/31	Falcons	P	2	1	1	0.0	0.0	0	0	0	0	0	0	0	0	0	0	0	0	0	0	0	0	0	0	W	37-17	
01/07	at Packers	P	1	1	0	0.0	0.0	0	0	0	0	0	0	0	0	0	0	0	0	0	0	0	0	0	0	L	9-17	
<b>2023 TOTALS</b>		<b>17-0</b>	<b>15</b>	<b>8</b>	<b>7</b>	<b>2.0</b>	<b>9.0</b>	<b>2</b>	<b>9</b>	<b>5</b>	<b>0</b>	<b>0</b>	<b>0</b>	<b>0</b>	<b>0</b>	<b>0</b>	<b>0</b>	<b>0</b>	<b>0</b>	<b>0</b>	<b>0</b>	<b>0</b>	<b>0</b>	<b>0</b>	<b>0</b>	<b>7-10</b>		





# ERICK HALLETT II | 40

**POSITION:** CORNERBACK  
**HT:** 5-11 | **WT:** 190 | **DOB:** 4-24-2000  
**COLLEGE:** PITTSBURGH  
**HOMETOWN:** CYPRESS, TEXAS  
**ACQ:** D6-'23  
**EXP:** 2nd YEAR

Erick\_Hallett4  
 e.hallett\_

## KEY TRANSACTIONS

- Originally drafted by Jacksonville in the sixth round (208th overall) of the 2023 Draft
- Signed to Jacksonville's practice squad on 8/30/23

## PRO

### 2023 (Jaguars)

- Spent the season on the practice squad

## COLLEGE

- Appeared in 49 games with 32 starts, including consecutively starting the last 31 games of his career at Pittsburgh
- Recorded 170 total tackles (115 solo), eight interceptions with one touchdown, and 32 passes defended
- In 2022, was selected as a Football Writers Association of America Second-Team All-American

## PERSONAL

- Helped lead his high school team to the Texas Class 6A Division II state championship with a 15-0 record
- Earned a bachelor's degree in Philosophy and Political Science and a second degree in Media and Professional Communications

### ERICK HALLETT II'S NFL REGULAR SEASON DEFENSIVE STATISTICS

DATE	TEAM	GP	TACKLES							INTERCEPTIONS							O. FUMB					ST					MISC	
			GS	TK	S	A	TFL	YDS	SK	YDS	QBH	NO	YDS	LG	TD	PD	FF	FR	TD	YDS	TK	S	A	FF	FR	S	A	
2023	Jaguars	0	0	0	0	0	0	0	0.0	0.0	0	0	0	0	0	0	0	0	0	0	0	0	0	0	0	0	0	
<b>NFL TOTALS</b>		<b>0</b>	<b>0</b>	<b>0</b>	<b>0</b>	<b>0</b>	<b>0</b>	<b>0</b>	<b>0.0</b>	<b>0.0</b>	<b>0</b>	<b>0</b>	<b>0</b>	<b>0</b>	<b>0</b>	<b>0</b>	<b>0</b>	<b>0</b>	<b>0</b>	<b>0</b>	<b>0</b>	<b>0</b>	<b>0</b>	<b>0</b>	<b>0</b>	<b>0</b>		

### 2023 GAME-BY-GAME REGULAR-SEASON STATISTICS (JAGUARS)

DATE	OPPONENT	P/S	TACKLES							INTERCEPTIONS							O. FUMB					ST					MISC			
			TK	S	A	SK	YDS	TFL	YDS	QBH	NO	YDS	LG	TD	PD	FF	FR	TD	YDS	TK	S	A	FF	FR	S	A	W/L	SCORE		
09/10	at Colts																										W	31-21		
09/17	Chiefs																										L	9-17		
09/24	Texans																										L	17-37		
10/01	Falcons																										W	23-7		
10/08	at Bills																										W	25-20		
10/15	Colts																										W	37-20		
10/19	at Saints																										W	31-24		
10/29	at Steelers																										W	20-10		
11/12	49ers																										L	3-34		
11/19	Titans																										W	34-14		
11/26	at Texans																										W	24-21		
12/04	Bengals																										L	31-34+		
12/10	at Browns																										L	27-31		
12/17	Ravens																										L	7-23		
12/24	at Buccaneers																										L	12-30		
12/31	Panthers																										W	26-0		
01/07	at Titans																										L	20-28		
<b>2023 TOTALS</b>			<b>0</b>	<b>0</b>	<b>0</b>	<b>0.0</b>	<b>0.0</b>	<b>0</b>	<b>0</b>	<b>0</b>	<b>0</b>	<b>0</b>	<b>0</b>	<b>0</b>	<b>0</b>	<b>0</b>	<b>0</b>	<b>0</b>	<b>0</b>	<b>0</b>	<b>0</b>	<b>0</b>	<b>0</b>	<b>0</b>	<b>0</b>	<b>0</b>	<b>0</b>	<b>0</b>	<b>0</b>	<b>9-8</b>

+ - Overtime





## DAVON HAMILTON | 52

POSITION: DEFENSIVE TACKLE


HT: 6-4 | WT: 335 | DOB: 2-1-1997

COLLEGE: OHIO STATE

HOMETOWN: PICKERINGTON, OHIO

ACQ: D3-'20

EXP: 5th YEAR

 @dmhamilton53

 @davonhamilton53

### KEY TRANSACTIONS

- Originally selected by Jacksonville in the third round (73rd overall) of the 2020 draft

### PRO

#### 2023 (Jaguars)

- Saw action in eight games (two starts) after opening the season on injured reserve... Recorded 12 tackles (seven solo), including one for loss
- **1/7 at TEN:** Recorded a season-high four total tackles (three solo) and saw action on special teams
- **12/24 at T.B.:** Posted three solo tackles and one tackle for loss

#### 2022 (Jaguars)

- Saw action in all 17 regular season games with 14 starts and started both postseason games... In the regular season he posted 56 tackles (27 solo), five tackles for loss, 2.5 sacks and one pass defended... In the postseason he posted eight tackles (three solo), two passes defended, one tackle for loss, and one quarterback hit
- **1/21 at K.C.:** Started at defensive tackle and posted five tackles (three solo), including one tackle for loss, one QB hit, and one pass defended
- **12/22 at NYJ:** Started at defensive tackle and recorded four tackles (two solo) and 1.0 sack
- **11/27 vs. BAL:** Saw action on defense and on special teams and recorded three tackles (one solo) including one tackle for loss, 1.0 sack, one forced fumble, and one fumble recovery

#### 2021 (Jaguars)

- Finished the season with 46 total tackles (26 solo) including two tackles for loss and two passes defended in 16 games (eight starts)
- **12/19 vs. HOU:** Started at defensive tackle and recorded three solo tackles, including one tackle for loss, and one pass defended
- **10/10 vs. TEN:** Started at defensive tackle and tied for a team-high seven total tackles (five solo) and one pass defended

#### 2020 (Jaguars)

- Saw action in 11 games during his rookie campaign, starting five, and totaled 30 tackles (14 solo), 1.0 sack, one fumble recovery, one pass defended and one tackle for loss... Placed on injured reserve on Dec. 5 with a knee injury
- **10/4 at CIN:** Saw action at defensive tackle and collected a career-high five tackles
- **10/25 at LAC:** Started at defensive end and posted a career-high eight tackles, including one tackle for loss, and two quarterback hits

### COLLEGE

- Played in 54 games with 17 starts during four seasons at Ohio State, accumulating 21 tackles for loss and 7.0 sacks
- Competed at the 2020 Senior Bowl
- Posted 33 reps on the bench press at the 2020 Combine, the most of any defensive lineman

### PERSONAL

- In July 2024, participated on a mission trip to Zimbabwe
- Named First-Team Associated Press All-State in 2014 after a 67-tackle, 13-tackle-for-loss season while helping Pickerington to an 11-1 record and into the second round of the state playoffs
- Named the Ohio Capital Conference's Ohio Division Player of the Year and Division I Central District Player of the Year as a senior
- Son of Sabrina and Damian Hamilton
- He and his wife Julia have one child, Ace
- Younger brother, Ty, is a senior at Ohio State
- Has two dogs- Charlie and Woods



**DAVON HAMILTON'S NFL REGULAR SEASON DEFENSIVE STATISTICS**

DATE	TEAM	GP	TACKLES								INTERCEPTIONS					O. FUMB					ST				MISC		
			GS	TK	S	A	TFL	YDS	SK	YDS	QBH	NO	YDS	LG	TD	PD	FF	FR	TD	YDS	TK	S	A	FF	FR	S	A
2020	Jaguars	11	6	30	14	16	2	11	1.0	10.0	5	0	0	0	0	1	0	1	0	0	0	0	0	0	0	0	0
2021	Jaguars	16	8	46	26	20	2	13	1.0	12.0	2	0	0	0	2	0	1	0	0	0	0	0	0	0	0	0	
2022	Jaguars	17	14	56	27	29	5	10	2.5	7.0	6	0	0	0	1	1	1	0	0	0	0	0	0	0	0	0	
2023	Jaguars	8	2	12	7	5	1	4	0.0	0.0	0	0	0	0	0	0	0	0	0	0	0	0	0	0	0	0	
<b>NFL TOTALS</b>		<b>52</b>	<b>30</b>	<b>144</b>	<b>74</b>	<b>70</b>	<b>10</b>	<b>38</b>	<b>4.5</b>	<b>29.0</b>	<b>13</b>	<b>0</b>	<b>0</b>	<b>0</b>	<b>4</b>	<b>1</b>	<b>3</b>	<b>0</b>	<b>0</b>	<b>0</b>	<b>0</b>	<b>0</b>	<b>0</b>	<b>0</b>	<b>0</b>	<b>0</b>	

**DAVON HAMILTON'S NFL POSTSEASON DEFENSIVE STATISTICS**

DATE	TEAM	GP	TACKLES								INTERCEPTIONS					O. FUMB					ST				MISC	
			GS	TK	S	A	TFL	YDS	SK	YDS	QBH	NO	YDS	LG	TD	PD	FF	FR	TD	YDS	TK	S	A	FF	FR	S
2022	Jaguars	2	2	8	3	5	1	3	0.0	0.0	1	0	0	0	2	0	0	0	0	0	0	0	0	0	0	0
<b>NFL TOTALS</b>		<b>2</b>	<b>2</b>	<b>8</b>	<b>3</b>	<b>5</b>	<b>1</b>	<b>3</b>	<b>0.0</b>	<b>0.0</b>	<b>1</b>	<b>0</b>	<b>0</b>	<b>0</b>	<b>2</b>	<b>0</b>	<b>0</b>	<b>0</b>	<b>0</b>	<b>0</b>	<b>0</b>	<b>0</b>	<b>0</b>	<b>0</b>	<b>0</b>	<b>0</b>

**SINGLE-GAME HIGHS: DEFENSIVE**

<b>Total Tackles</b>	8 at Los Angeles Chargers, Oct 25, 2020 7 vs. New York Giants, Oct 23, 2022 ...1 more at 7.	<b>Forced Fumbles</b>	1 vs. Baltimore Ravens, Nov 27, 2022
<b>Solo Tackles</b>	4 at New England Patriots, Jan 02, 2022 4 vs. Tennessee Titans, Oct 10, 2021 ...2 more at 4.	<b>Fumble Recoveries</b>	1 vs. Indianapolis Colts, Jan 09, 2022 1 vs. Houston Texans, Nov 08, 2020
<b>Sacks</b>	1.0 at New York Jets, Dec 22, 2022 1.0 vs. Baltimore Ravens, Nov 27, 2022 ...2 more at 1.0.	<b>Tackles For Loss</b>	1 at New York Jets, Dec 22, 2022 1 vs. Baltimore Ravens, Nov 27, 2022 ...7 more at 1.
<b>Passes Defensed</b>	1 vs. Dallas Cowboys, Dec 18, 2022 1 vs. Houston Texans, Dec 19, 2021 ...2 more at 1.		

**SINGLE-GAME HIGHS - POSTSEASON: DEFENSIVE**

<b>Total Tackles</b>	5 at Kansas City Chiefs, Jan 21, 2023 3 vs. Los Angeles Chargers, Jan 14, 2023	<b>Passes Defensed</b>	1 vs. Los Angeles Chargers, Jan 14, 2023
<b>Solo Tackles</b>	3 at Kansas City Chiefs, Jan 21, 2023	<b>Tackles For Loss</b>	1 at Kansas City Chiefs, Jan 21, 2023

**2023 GAME-BY-GAME REGULAR-SEASON STATISTICS (JAGUARS)**

DATE	OPPONENT	P/S	TACKLES								INTERCEPTIONS					O. FUMB					ST				MISC		W/L	SCORE
			TK	S	A	SK	YDS	TFL	YDS	QBH	NO	YDS	LG	TD	PD	FF	FR	TD	YDS	TK	S	A	FF	FR	S	A		
09/10	at Colts																									W	31-21	
09/17	Chiefs																									L	9-17	
09/24	Texans																									L	17-37	
10/01	Falcons																									W	23-7	
10/08	at Bills																									W	25-20	
10/15	Colts																									W	37-20	
10/19	at Saints																									W	31-24	
10/29	at Steelers	P	0	0	0	0.0	0.0	0	0	0	0	0	0	0	0	0	0	0	0	0	0	0	0	0	0	0	W	20-10
11/12	49ers	P	1	0	1	0.0	0.0	0	0	0	0	0	0	0	0	0	0	0	0	0	0	0	0	0	0	L	3-34	
11/19	Titans																									W	34-14	
11/26	at Texans																									W	24-21	
12/04	Bengals	P	1	0	1	0.0	0.0	0	0	0	0	0	0	0	0	0	0	0	0	0	0	0	0	0	0	L	31-34+	
12/10	at Browns	S	0	0	0	0.0	0.0	0	0	0	0	0	0	0	0	0	0	0	0	0	0	0	0	0	0	L	27-31	
12/17	Ravens	S	3	1	2	0.0	0.0	0	0	0	0	0	0	0	0	0	0	0	0	0	0	0	0	0	0	L	7-23	
12/24	at Buccaneers	P	3	3	0	0.0	0.0	1	4	0	0	0	0	0	0	0	0	0	0	0	0	0	0	0	0	L	12-30	
12/31	Panthers	P	0	0	0	0.0	0.0	0	0	0	0	0	0	0	0	0	0	0	0	0	0	0	0	0	0	W	26-0	
01/07	at Titans	P	4	3	1	0.0	0.0	0	0	0	0	0	0	0	0	0	0	0	0	0	0	0	0	0	0	L	20-28	
<b>2023 TOTALS</b>		<b>8-2</b>	<b>12</b>	<b>7</b>	<b>5</b>	<b>0.0</b>	<b>0.0</b>	<b>1</b>	<b>4</b>	<b>0</b>	<b>0</b>	<b>0</b>	<b>0</b>	<b>0</b>	<b>0</b>	<b>0</b>	<b>0</b>	<b>0</b>	<b>0</b>	<b>0</b>	<b>0</b>	<b>0</b>	<b>0</b>	<b>0</b>	<b>0</b>	<b>9-8</b>		

+ - Overtime







# BLAKE HANCE | 73

**POSITION:** OFFENSIVE LINEMAN  
**HT:** 6-5 | **WT:** 310 | **DOB:** 1-11-1996  
**COLLEGE:** NORTHWESTERN  
**HOMETOWN:** JACKSONVILLE, ILL.  
**ACQ:** FA-'23  
**EXP:** 6th YEAR

 [blake\\_hance](#)

## KEY TRANSACTIONS

- Originally signed by Buffalo as a rookie free agent on 5/9/19
- Signed by Washington on 6/3/19
- Signed to Jacksonville's practice squad on 9/2/19
- Signed by the New York Jets on 9/23/20
- Signed by Cleveland on 1/2/21
- Re-signed by Cleveland on 4/13/22
- Claimed off waivers by San Francisco on 8/31/22
- Claimed off waivers by Jacksonville on 11/1/22
- Signed by Jacksonville 8/31/23

## PRO

### 2023 (Jaguars)

- Saw action in 17 games with one start
- **12/17 vs. BAL:** Started on the offensive line and saw action on special teams
- **10/15 vs. IND:** Replaced Brandon Scherff on the offensive line... Saw action on special teams
- **10/8 at BUF:** Replaced Cam Robinson on the offensive line... Saw action on special teams

### 2022 (Jaguars)

- After joining the Jaguars roster in Week 8, he saw action in the remaining nine games and both postseason games
- **1/1 at HOU:** Saw action on offense and special teams
- **12/22 at NYJ:** Replaced OL Brandon Scherff after he briefly left the game with an ankle injury and saw action on special teams
- **12/4 at DET:** Saw action at guard and on special teams

### 2022 (49ers)

- Played in seven games

### 2021 (Browns)

- Played in 17 games with eight starts

### 2020 (Jets)

- Spent the season on the Jets' practice squad

### 2019 (Commanders & Jaguars)

- Spent the season on the Commanders and Jaguars' practice squad

## COLLEGE

- Appeared in 51 games with 46 starts in four years at Northwestern
- Started all 13 games in 2017, four at left guard and nine at left tackle
- Started 8 games as a freshman in 2015 and was named to the Big Ten All-Freshman Team

## PERSONAL

- Attended Jacksonville High School in Illinois where he earned four varsity letters as a tight end, defensive end, and long snapper
- Recorded 113 catches for 1,459 yards and seven touchdowns as well as 104 tackles and 9.0 sacks
- Also played four years of varsity basketball, earning the team's offensive MVP honor and was a two-year starting pitcher in varsity baseball
- Earned an undergraduate degree in economics and a master's degree in management studies



**BLAKE HANCE'S NFL REGULAR SEASON STATISTICS**

DATE	TEAM	GP	GS
2019	Redskins	0	0
2020	Jets	0	0
2021	Browns	17	8
2022	49ers	7	0
Went from <b>San Francisco</b> to <b>Jacksonville</b> .			
2022	Jaguars	9	0
2022	TOTAL	16	0
2023	Jaguars	17	1
<b>NFL TOTALS</b>		<b>50</b>	<b>9</b>

**BLAKE HANCE'S NFL POSTSEASON STATISTICS**

DATE	TEAM	GP	GS
2020	Browns	2	0
2022	Jaguars	2	0
<b>NFL TOTALS</b>		<b>4</b>	<b>0</b>

**2023 GAME-BY-GAME REGULAR-SEASON STATISTICS (JAGUARS)**

DATE	OPPONENT	P/S	W/L	SCORE
09/10	at Colts	P	W	31-21
09/17	Chiefs	P	L	9-17
09/24	Texans	P	L	17-37
10/01	Falcons	P	W	23-7
10/08	at Bills	P	W	25-20
10/15	Colts	P	W	37-20
10/19	at Saints	P	W	31-24
10/29	at Steelers	P	W	20-10
11/12	49ers	P	L	3-34
11/19	Titans	P	W	34-14
11/26	at Texans	P	W	24-21
12/04	Bengals	P	L	31-34+
12/10	at Browns	P	L	27-31
12/17	Ravens	S	L	7-23
12/24	at Buccaneers	P	L	12-30
12/31	Panthers	P	W	26-0
01/07	at Titans	P	L	20-28
<b>2023 TOTALS</b>		<b>17-1</b>	<b>9-8</b>	

+ - Overtime





# ANTON HARRISON | 77

**POSITION:** OFFENSIVE LINEMAN  
**HT:** 6-4 | **WT:** 315 | **DOB:** 2-2-2002  
**COLLEGE:** OKLAHOMA  
**HOMETOWN:** WASHINGTON, D.C.  
**ACQ:** D1-'23  
**EXP:** 2nd YEAR

Ayee\_Tonn  
 ayeetonn

## KEY TRANSACTIONS

- Originally drafted by Jacksonville in the first round (27th overall) of the 2023 Draft

## PRO

### 2023 (Jaguars)

- Started all 17 games at right tackle
- 12/10 at CLE:** Started at right tackle and played all 76 offensive snaps and three snaps on special teams
- 11/26 at HOU:** Started at right tackle and played all 76 offensive snaps and five snaps on special teams
- 10/8 at BUF:** Started at right tackle and played all 88 offensive snaps and three snaps on special teams

## COLLEGE

- Played in 34 career games and made 24 starts in three seasons
- Started 23 games at left tackle and one game at right tackle
- Named to the All-Big 12 First Team by the league's coaches and AP in 2022
- In 2022, allowed just one sack and no QB hits in 447 pass-blocking plays

## PERSONAL

- Was the No. 3 recruit in the Washington, D.C., area by Rivals, No. 4 by ESPN and No. 5 by 247Sports coming out of high school
- Was a dual athlete at Archbishop Carroll Catholic High School and was offered to play both basketball and football at the University of Maryland before deciding to commit to the University of Oklahoma
- Son of Andre Harrison and Crystal Wiley... Has two brothers Donte Harrison and Mehki Moore
- Majored in human relations
- Passionate about his controversial food takes stating that pineapples do not go on pizza and sugar belongs on spaghetti

## ANTON HARRISON'S NFL REGULAR SEASON STATISTICS

DATE	TEAM	GP	GS
2023	Jaguars	17	17
<b>NFL TOTALS</b>		<b>17</b>	<b>17</b>

## 2023 GAME-BY-GAME REGULAR-SEASON STATISTICS (JAGUARS)

DATE	OPPONENT	P/S	W/L	SCORE
09/10	at Colts	S	W	31-21
09/17	Chiefs	S	L	9-17
09/24	Texans	S	L	17-37
10/01	Falcons	S	W	23-7
10/08	at Bills	S	W	25-20
10/15	Colts	S	W	37-20
10/19	at Saints	S	W	31-24
10/29	at Steelers	S	W	20-10
11/12	49ers	S	L	3-34
11/19	Titans	S	W	34-14
11/26	at Texans	S	W	24-21
12/04	Bengals	S	L	31-34+
12/10	at Browns	S	L	27-31
12/17	Ravens	S	L	7-23
12/24	at Buccaneers	S	L	12-30
12/31	Panthers	S	W	26-0
01/07	at Titans	S	L	20-28
<b>2023 TOTALS</b>		<b>17-17</b>	<b>9-8</b>	

+ - Overtime





# JOSH HINES-ALLEN | 41

**POSITION:** DEFENSIVE END  
**HT:** 6-5 | **WT:** 255 | **DOB:** 7-13-1997  
**COLLEGE:** KENTUCKY  
**HOMETOWN:** MONTCLAIR, N.J.  
**ACQ:** D1-'19  
**EXP:** 6th YEAR

 @JoshAllen41\_  
 joshallen\_41



## KEY TRANSACTIONS

- Originally drafted by Jacksonville in the first round (7th overall) in the 2019 draft
- Resigned with Jacksonville on 4/10/24

## PRO

### 2023 (Jaguars)

- Started all 17 games and finished the season with 66 tackles (43 solo), 33 quarterback hits, 17.5 sacks, 17 tackles for loss, two forced fumbles, one interception and one pass defended
- His 17.5 sacks were a single-season franchise record and tied for second-most in the NFL
- Surpassed DL Yannick Ngakoue for second place in franchise history with 45.0 sacks
- Became the second player since 1982 to record four games with at least 2.5 sacks within a season, joining Pro Football Hall of Famer Lawrence Taylor (four games in 1986)
- Voted to his second Pro Bowl
- **12/31 vs. CAR:** Started at outside linebacker and posted six total tackles (five solo), four passes defended and 3.0 sacks... Marked his third time recording at least 3.0 sacks in a single game, the most in franchise history
- **10/1 vs. ATL:** Recorded 3.0 sacks for the second time this season... Posted one forced fumble... Set the record for most sacks by a Jaguars player in the first four games of a season in franchise history
- **9/10 at IND:** Posted 3.0 sacks, recording the second-most single-game sacks by a Jaguars player in Week 1... Set a single-game career high in sacks with 3.0... Recorded 10 total tackles (eight solo)

### 2022 (Jaguars)

- Voted a team captain for the 2022 season
- Started all 17 regular season games and both postseason games... In the regular season, he posted 58 tackles (36 solo), 11 tackles for loss, 7.0 sacks, four forced fumbles and two fumble recoveries, one leading to a 38-yard return for a touchdown... In the postseason, he started both games and posted 11 tackles (four solo), 1.0 sack, and one tackle for loss
- **1/7 vs. TEN:** Started at outside linebacker and posted six tackles (four solo), including one tackle for loss, 1.0 sack, two QB hits, one forced fumble, and one fumble recovery that was returned 38 yards for his first career touchdown... His 38-yard touchdown return was the Jaguars longest fumble recovery for a touchdown since LB Telvin Smith returned a fumble for a 50-yard touchdown against the Steelers in the Divisional Round on 1/14/2018
- **9/25 at LAC:** Recorded a career-high eight QB pressures in the game, according to NextGen Stats, bringing his season total to 15
- **9/18 vs. IND:** Recorded 2.0 sacks, marking his second consecutive home game with at least 2.0 sacks... Hines-Allen forced a fumble for the second consecutive week, joining DE Yannick Ngakoue and DE Andre Branch as the only players to record two forced fumbles through the first two weeks of a season

### 2021 (Jaguars)

- Voted a team captain for the 2021 season
- **1/9 vs. IND:** Sacked QB Carson Wentz twice in the first half, marking the fourth multi-sack game of his career... Finished the game with four total tackles (three solo), including 2.0 sacks
- **11/7 vs. BUF:** Finished the game with a career-high eight tackles, including two tackles for loss and 1.0 sack... Hines-Allen also recorded the first INT of his career, becoming the second defensive lineman in franchise history to post at least 1.0 sack, one INT and one fumble recovery in a single game (DE Tony Brackens)... Hines-Allen is the only player in the NFL over the last three seasons (2019-21) to accomplish the feat... Prior to his name change, Hines-Allen sacked Bills QB Josh Allen, marking the first time a player sacked a QB with the same first and last name in NFL history
- **9/12 at HOU:** Started at outside linebacker and recorded five total tackles, including 1.0 sack, and two QB hits... With his sack, Hines-Allen joined DE Yannick Ngakoue and DE Tony Brackens as the only players in franchise history to tally at least 14.0 sacks in their first 25 career games

### 2020 (Jaguars)

- Saw action in eight games, making seven starts
- Tallied 13 tackles (seven solo), 2.5 sacks, two tackles for loss and one pass defended
- Named team captain as voted on by his teammates
- Placed on injured reserve on Nov. 24 with a knee injury
- **9/24 vs. MIA:** Started at defensive end and tallied two solo tackles, including his first sack of the season
- **11/8 vs. HOU:** Started at defensive end and made four tackles, including a half-sack



## 2019 (Jaguars)

- Appeared in all 16 games, making four starts, during his rookie campaign
- Became the seventh player in franchise history to compile double-digit sacks in a season
- Amassed 44 tackles (31 solo), 11 tackles for loss, 10.5 sacks and two forced fumbles
- Finished the year second on the team with 11 tackles for loss... His 10.5 sacks recorded in 2019 led all NFL rookies and were the most by a rookie in franchise history
- One of five NFL players over the last 10 seasons to post at least 10.0 sacks and multiple forced fumbles in their rookie seasons
- Became the first rookie in Jaguars history to make the Pro Bowl
- **10/13 vs. N.O.:** Notched two tackles and 1.0 sack, becoming the third player in franchise history to post at least 4.0 sacks through six career games, joining DE Yannick Ngakoue and former DT John Henderson
- **10/27 vs. NYJ:** Saw action at DE, amassing 2.0 sacks, one tackle for loss and a forced fumble... Became the first Jaguars rookie since DE Yannick Ngakoue in 2016 to post at least 1.0 sack in four straight games
- **12/15 at OAK:** Saw action at DE and tallied three tackles (two solo), including 1.0 sack, his 10th of the season

## COLLEGE

- Did not miss a game during his four-year career with the Wildcats, playing in all 51 games with 35 starts
- Career totals include 220 tackles, 31.5 sacks, 11 forced fumbles, eight passes defended and two fumble recoveries
- Named SEC Defensive Player of the Year, earned consensus First-Team All American honors and was honored with the Bronco Nagurski Award, presented to the nation's top defensive player, as a senior in 2018
- Allen's 17.0 sacks in 2018 were the most by an SEC player in a single season since the NCAA started official sack records in 2000, finishing the season ranked second nationally in sacks (17.0), fourth in forced fumbles (five) and sixth in tackles for loss (21.5)

## PERSONAL

- He and his wife, Kaitlyn, have two sons, Wesley and Julian, and one daughter, Vanessa
- Son of Kim Allen and Robert Allen
- Josh's sister, Myisha Hines-Allen, played collegiate basketball at Louisville and is currently a forward for the Washington Mystics, the 2019 WNBA champions
- Uncle, Gregory Hines, played college basketball at Hampton and went on to a 12-year pro career
- Majored in communications
- Changed his last name to Hines-Allen as a tribute to Joshua's maternal side of the family and the other relatives who have worn 'Hines' and 'Hines-Allen' on their jerseys, prior to the start of the 2024 season
- Attended the 2023 UK Player Tour with WR Jamal Agnew, LB Devin Lloyd, and six other players from different teams around the league
- In June of 2022, traveled to England to participate in An Evening With Jaguars Stars as a player panelist with Jaguars' fans in London and Manchester

### JOSH HINES-ALLEN'S NFL REGULAR SEASON DEFENSIVE STATISTICS

DATE	TEAM	GP	GS	TACKLES							INTERCEPTIONS					O. FUMB				ST				MISC				
				TK	S	A	TFL	YDS	SK	YDS	QBH	NO	YDS	LG	TD	PD	FF	FR	TD	YDS	TK	S	A	FF	FR	S	A	
2019	Jaguars	16	4	44	31	13	11	77	10.5	74.0	23	0	0	0	0	0	2	0	0	0	0	0	0	0	0	0	0	0
2020	Jaguars	8	7	13	7	6	2	9	2.5	7.0	11	0	0	0	0	1	0	0	0	0	0	0	0	0	0	0	0	0
2021	Jaguars	16	15	71	46	25	12	81	7.5	70.0	14	1	11	11	0	4	1	1	0	0	0	0	0	0	0	0	0	0
2022	Jaguars	17	17	58	36	22	11	46	7.0	45.0	22	0	0	0	0	2	4	2	1	38	0	0	0	0	0	0	0	0
2023	Jaguars	17	17	66	43	23	17	109	17.5	126.5	33	1	8	8	0	1	2	0	0	0	0	0	0	0	0	0	0	0
<b>NFL TOTALS</b>		<b>74</b>	<b>60</b>	<b>252</b>	<b>163</b>	<b>89</b>	<b>53</b>	<b>322</b>	<b>45.0</b>	<b>322.5</b>	<b>103</b>	<b>2</b>	<b>19</b>	<b>11</b>	<b>0</b>	<b>8</b>	<b>9</b>	<b>3</b>	<b>1</b>	<b>38</b>	<b>0</b>	<b>0</b>	<b>0</b>	<b>0</b>	<b>0</b>	<b>0</b>	<b>0</b>	<b>0</b>

### JOSH HINES-ALLEN'S NFL POSTSEASON DEFENSIVE STATISTICS

DATE	TEAM	GP	GS	TACKLES							INTERCEPTIONS					O. FUMB				ST				MISC				
				TK	S	A	TFL	YDS	SK	YDS	QBH	NO	YDS	LG	TD	PD	FF	FR	TD	YDS	TK	S	A	FF	FR	S	A	
2022	Jaguars	2	2	11	4	7	1	6	1.0	6.0	4	0	0	0	0	0	0	0	0	0	0	0	0	0	0	0	0	0
<b>NFL TOTALS</b>		<b>2</b>	<b>2</b>	<b>11</b>	<b>4</b>	<b>7</b>	<b>1</b>	<b>6</b>	<b>1.0</b>	<b>6.0</b>	<b>4</b>	<b>0</b>	<b>0</b>	<b>0</b>	<b>0</b>	<b>0</b>	<b>0</b>	<b>0</b>	<b>0</b>	<b>0</b>	<b>0</b>	<b>0</b>	<b>0</b>	<b>0</b>	<b>0</b>	<b>0</b>	<b>0</b>	<b>0</b>





### SINGLE-GAME HIGHS: DEFENSIVE

<b>Total Tackles</b>	10 at Indianapolis Colts, Sep 10, 2023 10 vs. San Francisco 49ers, Nov 21, 2021	<b>Fumble Recoveries</b>	1 vs. Tennessee Titans, Jan 07, 2023 1 at Tennessee Titans, Dec 11, 2022 ...1 more at 1.
<b>Solo Tackles</b>	8 vs. Buffalo Bills, Nov 07, 2021 7 at Indianapolis Colts, Sep 10, 2023	<b>Tackles For Loss</b>	4 at Seattle Seahawks, Oct 31, 2021 3 vs. Carolina Panthers, Dec 31, 2023 ...1 more at 3.
<b>Sacks</b>	3.0 vs. Carolina Panthers, Dec 31, 2023 3.0 vs. Atlanta Falcons, Oct 01, 2023 ...1 more at 3.0.	<b>Interceptions</b>	1 vs. Cincinnati Bengals, Dec 04, 2023 1 vs. Buffalo Bills, Nov 07, 2021
<b>Passes Defensed</b>	1 vs. Cincinnati Bengals, Dec 04, 2023 1 at Detroit Lions, Dec 04, 2022 ...6 more at 1.	<b>Interception Return Yards</b>	11 vs. Buffalo Bills, Nov 07, 2021 8 vs. Cincinnati Bengals, Dec 04, 2023
<b>Forced Fumbles</b>	1 vs. Indianapolis Colts, Oct 15, 2023 1 vs. Atlanta Falcons, Oct 01, 2023 ...7 more at 1.	<b>Longest Opp Fumble Return</b>	1 at Tennessee Titans, Dec 11, 2022

### SINGLE-GAME HIGHS - POSTSEASON: DEFENSIVE

<b>Total Tackles</b>	8 vs. Los Angeles Chargers, Jan 14, 2023 3 at Kansas City Chiefs, Jan 21, 2023	<b>Sacks</b>	1.0 vs. Los Angeles Chargers, Jan 14, 2023
<b>Solo Tackles</b>	3 vs. Los Angeles Chargers, Jan 14, 2023	<b>Tackles For Loss</b>	1 vs. Los Angeles Chargers, Jan 14, 2023

### 2023 GAME-BY-GAME REGULAR-SEASON STATISTICS (JAGUARS)

DATE	OPPONENT	P/S	TACKLES								INTERCEPTIONS					O. FUMB			ST				MISC		W/L	SCORE					
			TK	S	A	SK	YDS	TFL	YDS	QBH	NO	YDS	LG	TD	PD	FF	FR	TD	YDS	TK	S	A	FF	FR			S	A			
09/10	at Colts	S	10	7	3	3.0	3.0	3	6	2	0	0	0	0	0	0	0	0	0	0	0	0	0	0	0	0	0	0	0	W	31-21
09/17	Chiefs	S	1	1	0	0.0	0.0	0	0	1	0	0	0	0	0	0	0	0	0	0	0	0	0	0	0	0	0	0	L	9-17	
09/24	Texans	S	2	0	2	0.0	0.0	0	0	3	0	0	0	0	0	0	0	0	0	0	0	0	0	0	0	0	0	L	17-37		
10/01	Falcons	S	3	3	0	3.0	31.0	2	22	3	0	0	0	0	0	1	0	0	0	0	0	0	0	0	0	0	0	W	23-7		
10/08	at Bills	S	1	1	0	0.0	0.0	0	0	0	0	0	0	0	0	0	0	0	0	0	0	0	0	0	0	0	0	W	25-20		
10/15	Colts	S	4	3	1	1.0	6.0	1	4	2	0	0	0	0	0	1	0	0	0	0	0	0	0	0	0	0	0	W	37-20		
10/19	at Saints	S	2	1	1	0.0	0.0	0	0	3	0	0	0	0	0	0	0	0	0	0	0	0	0	0	0	0	0	W	31-24		
10/29	at Steelers	S	5	3	2	2.0	15.0	2	15	2	0	0	0	0	0	0	0	0	0	0	0	0	0	0	0	0	0	W	20-10		
11/12	49ers	S	3	2	1	0.0	0.0	0	0	1	0	0	0	0	0	0	0	0	0	0	0	0	0	0	0	0	L	3-34			
11/19	Titans	S	2	0	2	0.5	3.5	0	0	1	0	0	0	0	0	0	0	0	0	0	0	0	0	0	0	0	W	34-14			
11/26	at Texans	S	5	4	1	2.5	31.5	2	27	4	0	0	0	0	0	0	0	0	0	0	0	0	0	0	0	0	W	24-21			
12/04	Bengals	S	7	3	4	1.5	9.5	1	7	2	1	8	8	0	1	0	0	0	0	0	0	0	0	0	0	0	L	31-34+			
12/10	at Browns	S	5	5	0	0.0	0.0	2	1	0	0	0	0	0	0	0	0	0	0	0	0	0	0	0	0	0	L	27-31			
12/17	Ravens	S	4	2	2	0.0	0.0	0	0	2	0	0	0	0	0	0	0	0	0	0	0	0	0	0	0	0	L	7-23			
12/24	at Buccaneers	S	1	1	0	0.0	0.0	0	0	1	0	0	0	0	0	0	0	0	0	0	0	0	0	0	0	0	L	12-30			
12/31	Panthers	S	6	5	1	3.0	21.0	3	21	4	0	0	0	0	0	0	0	0	0	0	0	0	0	0	0	0	W	26-0			
01/07	at Titans	S	5	2	3	1.0	6.0	1	6	2	0	0	0	0	0	0	0	0	0	0	0	0	0	0	0	0	L	20-28			
<b>2023 TOTALS</b>			<b>17-17</b>	<b>66</b>	<b>43</b>	<b>23</b>	<b>17.5</b>	<b>126.5</b>	<b>17</b>	<b>109</b>	<b>33</b>	<b>1</b>	<b>8</b>	<b>8</b>	<b>0</b>	<b>1</b>	<b>2</b>	<b>0</b>	<b>0</b>	<b>0</b>	<b>0</b>	<b>0</b>	<b>0</b>	<b>0</b>	<b>0</b>	<b>0</b>	<b>0</b>	<b>0</b>	<b>0</b>	<b>9-8</b>	



+ - Overtime





# COOPER HODGES | 75

**POSITION:** OFFENSIVE LINEMAN  
**HT:** 6-4 | **WT:** 305 | **DOB:** 7-13-2000  
**COLLEGE:** APPALACHIAN STATE  
**HOMETOWN:** GLEN ST. MARY'S, FLA.  
**ACQ:** D7-'23  
**EXP:** 2nd YEAR

 [supercooper43](#)  
 [super.cooper43](#)

## KEY TRANSACTIONS

- Originally drafted by Jacksonville in the seventh round (226th overall) of the 2023 Draft

## PRO

### 2023 (Jaguars)

- Spent the 2023 season on the injured reserve list

## COLLEGE

- A four-time All-Sun Belt selection including a two-time First-Team selection
- Appeared in 51 games and allowed just 7.0 sacks in 1,668 pass-blocking snaps
- Was invited to the NFLPA Collegiate Bowl

## PERSONAL

- Played on the first Baker County High School team in history to reach the state championship
- Grew up just 30 miles west of Jacksonville
- Favorite country music singer is Tyler Childers

## COOPER HODGES' NFL REGULAR SEASON STATISTICS

DATE	TEAM	GP	GS
2023	Jaguars	0	0
<b>NFL TOTALS</b>		<b>0</b>	<b>0</b>

## 2023 GAME-BY-GAME REGULAR-SEASON STATISTICS (JAGUARS)

DATE	OPPONENT	P/S		W/L	SCORE
09/10	at Colts		INJURED RESERVE	W	31-21
09/17	Chiefs		INJURED RESERVE	L	9-17
09/24	Texans		INJURED RESERVE	L	17-37
10/01	Falcons		INJURED RESERVE	W	23-7
10/08	at Bills		INJURED RESERVE	W	25-20
10/15	Colts		INJURED RESERVE	W	37-20
10/19	at Saints		INJURED RESERVE	W	31-24
10/29	at Steelers		INJURED RESERVE	W	20-10
11/12	49ers		INJURED RESERVE	L	3-34
11/19	Titans		INJURED RESERVE	W	34-14
11/26	at Texans		INJURED RESERVE	W	24-21
12/04	Bengals		INJURED RESERVE	L	31-34+
12/10	at Browns		INJURED RESERVE	L	27-31
12/17	Ravens		INJURED RESERVE	L	7-23
12/24	at Buccaneers		INJURED RESERVE	L	12-30
12/31	Panthers		INJURED RESERVE	W	26-0
01/07	at Titans		INJURED RESERVE	L	20-28
<b>2023 TOTALS</b>		<b>0-0</b>		<b>9-8</b>	

+ - Overtime





# JALEN JACKSON | 36

POSITION: RUNNING BACK  
 HT: 5-9 | WT: 216 | DOB: 6-26-2000  
 COLLEGE: VILLANOVA  
 HOMETOWN: RICHMOND, VA.  
 ACQ: UDFA-'24  
 EXP: R

@jalen\_jackson2  
 @jayda.god2

## KEY TRANSACTIONS

- Originally signed as an undrafted free agent with Jacksonville on 4/30/24

## COLLEGE

- Played at Villanova for six seasons
- Played in 46 games from 2018-2023 and rushed 401 times for 2,546 yards and 26 touchdowns
- Also recorded 21 receptions for 198 yards and two touchdowns
- Earned CAA Football Second Team Offense honors in the 2023 season

## PERSONAL

- One of three children of James and Ronjea Jackson
- Attended Thomas Jefferson High School in Virginia

### JALEN JACKSON'S RECEIVING/RUSHING STATISTICS

DATE	TEAM	GP	RECEIVING					RUSHING				
			NO.	YDS	AVG	LG	TD	NO.	YDS.	AVG.	LG	TD
2018	Villanova	8	0	0	0	0	0	22	108	4.9	21	1
2019	Villanova	8	4	35	8.8	18	1	57	314	5.5	52	1
2020	Villanova	4	4	30	7.5	18	0	37	222	6.0	51	3
2021	Villanova	11	5	66	13.2	30	1	96	587	6.1	55	7
2022	Villanova	4	3	14	4.7	6	0	57	334	5.9	21	5
2023	Villanova	11	5	53	10.6	22	0	132	981	7.4	66	9
<b>TOTALS</b>		<b>46</b>	<b>21</b>	<b>198</b>	<b>9.4</b>	<b>30</b>	<b>2</b>	<b>401</b>	<b>2,546</b>	<b>6.3</b>	<b>66</b>	<b>26</b>





# JORDAN JEFFERSON | 98

POSITION: DEFENSIVE TACKLE  
 HT: 6-2 | WT: 316 | DOB: 9-24-2001  
 COLLEGE: LSU  
 HOMETOWN: NAVARRE, FLA.  
 ACQ: D4-'24  
 EXP: R

Twitter: @\_JJefferson\_95  
 Instagram: @jordanjefferson95

## KEY TRANSACTIONS

- Originally drafted by Jacksonville in the fourth round (116th overall) in the 2024 draft

## COLLEGE

- Was awarded 2022 Academic All-Big 12 and 2021 Academic All-Big 12
- Played in 13 games (six starts) for LSU after appearing in 42 games (17 starts) for West Virginia from 2019-22
- Finished his college career with 90 tackles, 21.5 tackles for loss and 6.0 sacks

## PERSONAL

- Played high school football at Navarre in Navarre, Fla.
- Father, AJ Jefferson, played college football at Alcorn State

## JORDAN JEFFERSON'S COLLEGE DEFENSIVE STATISTICS

DATE	TEAM	GP	TACKLES							INTERCEPTIONS					O. FUMB				ST			MISC					
			GS	TK	S	A	TFL	YDS	SK	YDS	QBH	NO	YDS	LG	TD	PD	FF	FR	TD	YDS	TK	S	A	FF	FR	S	A
2019	West Virginia	11	1	5	3	2	1.0	1.0	0.0	0.0	0	0	0	0	0	1	0	0	0	0	0	0	0	0	0	0	0
2020	West Virginia	6	0	1	0	1	0.0	0.0	0.0	0.0	0	0	0	0	0	0	0	0	0	0	0	0	0	0	0	0	
2021	West Virginia	13	4	17	7	10	4.0	9.0	0.5	3.0	1	0	0	0	0	1	0	0	0	0	0	0	0	0	0	0	
2022	West Virginia	12	12	31	13	18	9.5	28.0	3.0	17.0	0	0	0	0	0	5	0	0	0	0	0	0	0	0	0	0	
2023	LSU	13	6	36	13	23	7.0	24.0	2.5	15.0	0	0	0	0	0	1	1	0	0	0	0	0	0	0	0	0	
<b>TOTALS</b>		<b>55</b>	<b>23</b>	<b>90</b>	<b>36</b>	<b>54</b>	<b>21.5</b>	<b>62.0</b>	<b>6.0</b>	<b>35.0</b>	<b>1</b>	<b>0</b>	<b>0</b>	<b>0</b>	<b>0</b>	<b>8</b>	<b>1</b>	<b>0</b>	<b>0</b>	<b>0</b>	<b>0</b>	<b>0</b>	<b>0</b>	<b>0</b>	<b>0</b>	<b>0</b>	

## COLLEGE 2023 GAME-BY-GAME STATISTICS (LSU)

DATE	OPPONENT	P/S	TACKLES							INTERCEPTIONS					O. FUMB				ST			MISC		SCORE				
			TK	S	A	SK	YDS	TFL	YDS	QBH	NO	YDS	LG	TD	PD	FF	FR	TD	YDS	TK	S	A	FF		FR	S	A	W/L
09/03	at Florida St.	P	2	1	1	0.0	0.0	1.0	4.0	0	0	0	0	0	0	0	0	0	0	0	0	0	0	0	0	0	W	45-24
09/09	Grambling	P	3	1	2	1.0	1.0	1.0	1.0	0	0	0	0	0	0	0	0	0	0	0	0	0	0	0	0	W	72-10	
09/16	at Mississippi St.	P	1	0	1	0.0	0.0	0.0	0.0	0	0	0	0	0	0	0	0	0	0	0	0	0	0	0	0	W	41-14	
09/23	Arkansas	P	3	0	3	0.0	0.0	0.5	2.0	0	0	0	0	0	0	0	0	0	0	0	0	0	0	0	0	W	34-31	
09/30	at Ole Miss	P	1	0	1	0.0	0.0	0.0	0.0	0	0	0	0	0	0	0	0	0	0	0	0	0	0	0	0	L	49-55	
10/07	at Missouri	P	1	1	0	0.0	0.0	1.0	1.0	0	0	0	0	0	0	0	0	0	0	0	0	0	0	0	0	W	49-39	
10/14	Auburn	P	4	0	4	0.0	0.0	0.0	0.0	0	0	0	0	0	1	0	0	0	0	0	0	0	0	0	0	W	48-18	
10/21	Army West Point	S	6	3	3	0.0	0.0	1.0	1.0	0	0	0	0	0	0	0	0	0	0	0	0	0	0	0	0	W	62-0	
11/04	at Alabama	S	1	0	1	0.0	0.0	0.0	0.0	0	0	0	0	0	0	0	0	0	0	0	0	0	0	0	0	L	28-42	
11/11	Florida	S	6	2	4	0.5	1.0	0.5	1.0	0	0	0	0	0	0	0	0	0	0	0	0	0	0	0	0	W	52-35	
11/18	Georgia St.	S	4	2	2	0.0	0.0	1.0	1.0	0	0	0	0	0	0	0	0	0	0	0	0	0	0	0	0	W	56-14	
11/25	Texas A&M	S	2	1	1	0.0	0.0	0.0	0.0	0	0	0	0	0	0	0	0	0	0	0	0	0	0	0	0	W	42-30	
01/01	Wisconsin	S	2	2	0	1.0	13.0	1.0	13.0	0	0	0	0	0	0	1	0	0	0	0	0	0	0	0	0	W	35-31	
<b>2023 TOTALS</b>		<b>13-6</b>	<b>36</b>	<b>13</b>	<b>23</b>	<b>2.5</b>	<b>15.0</b>	<b>7.0</b>	<b>24.0</b>	<b>0</b>	<b>0</b>	<b>0</b>	<b>0</b>	<b>0</b>	<b>1</b>	<b>1</b>	<b>0</b>	<b>0</b>	<b>0</b>	<b>0</b>	<b>0</b>	<b>0</b>	<b>0</b>	<b>0</b>	<b>0</b>	<b>0</b>	<b>11-2</b>	





# ANTONIO JOHNSON | 26

**POSITION:** SAFETY  
**HT:** 6-2 | **WT:** 198 | **DOB:** 10-29-2001  
**COLLEGE:** TEXAS A&M  
**HOMETOWN:** EAST ST. LOUIS, ILL.  
**ACQ:** D5-'23  
**EXP:** 2nd YEAR

Antonio\_johns0n  
 iamaj2x

## KEY TRANSACTIONS

- Originally drafted by Jacksonville in the 5th round (160 overall) of the 2023 Draft

## PRO

### 2023 (Jaguars)

- Appeared in 13 games with three starts as a rookie... Recorded 14 tackles (11 solo), three passes defended, two interceptions, one forced fumble and one quarterback hit... Added three tackles (two solo) on special teams
- 12/31 vs. CAR:** Started at safety and posted two solo tackles, one pass defended and one interception for a 27-yard gain... Was one of six rookies to record multiple interceptions this season
- 12/10 at CLE:** Posted two total tackles (one solo), one forced fumble, 1.0 sack and one pass defended
- 10/29 at PIT:** Recorded his first career interception, which he returned for 23 yards

## COLLEGE

- Played in 28 games making 22 starts in three years at Texas A&M
- Recorded 164 total tackles (97 solo), 14 tackles for loss and eight passes defended
- Was a member of the 2022 AP All-SEC First Team and 2021 PFF All-America First Team

## PERSONAL

- Finished his senior season at East St. Louis High School in Illinois as an Army All-American
- Played both offense and defense in high school, recording 98 tackles, two interceptions, 39 receptions for 830 yards, and scored seven touchdowns
- Has one dog named Rambo
- Favorite player growing up was Troy Polamalu

## ANTONIO JOHNSON'S NFL REGULAR SEASON DEFENSIVE STATISTICS

DATE	TEAM	GP	TACKLES								INTERCEPTIONS					O. FUMB				ST				MISC			
			GS	TK	S	A	TFL	YDS	SK	YDS	QBH	NO	YDS	LG	TD	PD	FF	FR	TD	YDS	TK	S	A	FF	FR	S	A
2023	Jaguars	13	3	14	11	3	0	0	1.0	4.0	1	2	50	27	0	3	1	0	0	0	3	2	1	0	0	0	0
<b>NFL TOTALS</b>		<b>13</b>	<b>3</b>	<b>14</b>	<b>11</b>	<b>3</b>	<b>0</b>	<b>0</b>	<b>1.0</b>	<b>4.0</b>	<b>1</b>	<b>2</b>	<b>50</b>	<b>27</b>	<b>0</b>	<b>3</b>	<b>1</b>	<b>0</b>	<b>0</b>	<b>0</b>	<b>3</b>	<b>2</b>	<b>1</b>	<b>0</b>	<b>0</b>	<b>0</b>	

### SINGLE-GAME HIGHS: DEFENSIVE

<b>Total Tackles</b>	5 vs. Cincinnati Bengals, Dec 04, 2023 2 at Tennessee Titans, Jan 07, 2024 ...3 more at 2.	<b>Interceptions</b>	1 vs. Carolina Panthers, Dec 31, 2023 1 at Pittsburgh Steelers, Oct 29, 2023
<b>Solo Tackles</b>	4 vs. Cincinnati Bengals, Dec 04, 2023 2 at Tennessee Titans, Jan 07, 2024 ...2 more at 2.	<b>Interception Return Yards</b>	27 vs. Carolina Panthers, Dec 31, 2023 23 at Pittsburgh Steelers, Oct 29, 2023
<b>Passes Defensed</b>	1 vs. Carolina Panthers, Dec 31, 2023 1 at Cleveland Browns, Dec 10, 2023 ...1 more at 1.	<b>Special Teams Tackles</b>	2 vs. San Francisco 49ers, Nov 12, 2023 1 vs. Tennessee Titans, Nov 19, 2023





2023 GAME-BY-GAME REGULAR-SEASON STATISTICS (JAGUARS)

DATE	OPPONENT	P/S	TACKLES							INTERCEPTIONS					O. FUMB				ST				MISC		W/L	SCORE						
			TK	S	A	SK	YDS	TFL	YDS	QBH	NO	YDS	LG	TD	PD	FF	FR	TD	YDS	TK	S	A	FF	FR			S	A				
09/10	at Colts																												W	31-21		
09/17	Chiefs																												L	9-17		
09/24	Texans																												L	17-37		
10/01	Falcons																												W	23-7		
10/08	at Bills	P	0	0	0	0.0	0.0	0	0	0	0	0	0	0	0	0	0	0	0	0	0	0	0	0	0	0	0	0	0	W	25-20	
10/15	Colts	P	0	0	0	0.0	0.0	0	0	0	0	0	0	0	0	0	0	0	0	0	0	0	0	0	0	0	0	0	0	W	37-20	
10/19	at Saints	P	0	0	0	0.0	0.0	0	0	0	0	0	0	0	0	0	0	0	0	0	0	0	0	0	0	0	0	0	0	W	31-24	
10/29	at Steelers	P	0	0	0	0.0	0.0	0	0	0	1	23	23	0	1	0	0	0	0	0	0	0	0	0	0	0	0	0	0	W	20-10	
11/12	49ers	P	0	0	0	0.0	0.0	0	0	0	0	0	0	0	0	0	0	0	0	0	0	2	1	1	0	0	0	0	0	0	L	3-34
11/19	Titans	P	0	0	0	0.0	0.0	0	0	0	0	0	0	0	0	0	0	0	0	0	0	1	1	0	0	0	0	0	0	0	W	34-14
11/26	at Texans	P	0	0	0	0.0	0.0	0	0	0	0	0	0	0	0	0	0	0	0	0	0	0	0	0	0	0	0	0	0	W	24-21	
12/04	Bengals	P	5	4	1	0.0	0.0	0	0	0	0	0	0	0	0	0	0	0	0	0	0	0	0	0	0	0	0	0	0	L	31-34+	
12/10	at Browns	P	2	1	1	1.0	4.0	0	0	1	0	0	0	0	1	1	0	0	0	0	0	0	0	0	0	0	0	0	0	L	27-31	
12/17	Ravens	P	1	0	1	0.0	0.0	0	0	0	0	0	0	0	0	0	0	0	0	0	0	0	0	0	0	0	0	0	0	L	7-23	
12/24	at Buccaneers	S	2	2	0	0.0	0.0	0	0	0	0	0	0	0	0	0	0	0	0	0	0	0	0	0	0	0	0	0	0	L	12-30	
12/31	Panthers	S	2	2	0	0.0	0.0	0	0	0	1	27	27	0	1	0	0	0	0	0	0	0	0	0	0	0	0	0	0	W	26-0	
01/07	at Titans	S	2	2	0	0.0	0.0	0	0	0	0	0	0	0	0	0	0	0	0	0	0	0	0	0	0	0	0	0	0	L	20-28	
<b>2023 TOTALS</b>			<b>13-3</b>	<b>14</b>	<b>11</b>	<b>3</b>	<b>1.0</b>	<b>4.0</b>	<b>0</b>	<b>0</b>	<b>1</b>	<b>2</b>	<b>50</b>	<b>27</b>	<b>0</b>	<b>3</b>	<b>1</b>	<b>0</b>	<b>0</b>	<b>0</b>	<b>3</b>	<b>2</b>	<b>1</b>	<b>0</b>	<b>0</b>	<b>0</b>	<b>0</b>	<b>0</b>	<b>0</b>	<b>9-8</b>		

+ - Overtime





# CALEB JOHNSON | 57

**POSITION:** LINEBACKER  
**HT:** 6-2 | **WT:** 220 | **DOB:** 7-28-1998  
**COLLEGE:** HOUSTON BAPTIST  
**HOMETOWN:** POINT LOMA, CALIF.  
**ACQ:** W (CHI)-'22  
**EXP:** 4th YEAR

caleb2raw  
 calebj\_\_

## KEY TRANSACTIONS

- Originally signed as a rookie free agent by Chicago on 5/14/21
- Claimed off of waivers by Jacksonville on 9/1/22
- Re-signed by Jacksonville on 3/13/24

## PRO

### 2023 (Jaguars)

- Saw action in all 17 games primarily on special teams... Recorded five special teams tackles (four solo)
- **9/10 at IND:** Saw action at linebacker and on special teams in season debut... Recorded one solo tackle on special teams

### 2022 (Jaguars)

- Saw action in 13 regular season games and both postseason games... In the regular season, on special teams, he posted 12 tackles (six solo) and one forced fumble... In the postseason he posted one special teams tackle
- **11/13 at K.C.:** Saw action on 17 special teams snaps and recorded two special teams tackles and one forced fumble
- **9/11 at WAS:** Saw action on 17 special teams snaps and recorded two special teams solo tackles

### 2021 (Bears)

- Played in 14 games with Chicago, primarily on special teams... Tallied seven special teams tackles and one fumble recovery
- **9/26/21 at CLE:** Recovered a fumble on special teams

## COLLEGE

- Three-year starter at Houston Baptist... Became the first player in Houston Baptist football's 11-year history to sign with an NFL team
- Named Southland Conference co-defensive player of the year in 2020 after recording 49 tackles while playing in just four games
- Ranks first all-time in school history with seven fumble recoveries, second with 10.0 sacks and third with 278 tackles

## CALEB JOHNSON'S NFL REGULAR SEASON DEFENSIVE STATISTICS

DATE	TEAM	GP	TACKLES							INTERCEPTIONS							O. FUMB					ST				MISC						
			GS	TK	S	A	TFL	YDS	SK	YDS	QBH	NO	YDS	LG	TD	PD	FF	FR	TD	YDS	TK	S	A	FF	FR	S	A					
2021	Bears	14	0	1	0	1	0	0	0.0	0.0	0	0	0	0	0	0	0	0	0	0	0	0	0	0	0	7	4	3	0	1	0	0
2022	Jaguars	13	0	0	0	0	0	0	0.0	0.0	0	0	0	0	0	0	0	0	0	0	0	0	0	0	16	10	6	1	0	0	0	
Went from Jacksonville to Chicago.																																
2022	Bears	0	0	0	0	0	0	0	0.0	0.0	0	0	0	0	0	0	0	0	0	0	0	0	0	0	0	0	0	0	0	0	0	
2022	TOTAL	13	0	0	0	0	0	0	0.0	0.0	0	0	0	0	0	0	0	0	0	0	0	0	0	0	16	10	6	1	0	0	0	
2023	Jaguars	17	0	0	0	0	0	0	0.0	0.0	0	0	0	0	0	0	0	0	0	0	0	0	0	0	5	4	1	0	0	0	0	
<b>NFL TOTALS</b>		<b>44</b>	<b>0</b>	<b>1</b>	<b>0</b>	<b>1</b>	<b>0</b>	<b>0</b>	<b>0.0</b>	<b>0.0</b>	<b>0</b>	<b>0</b>	<b>0</b>	<b>0</b>	<b>0</b>	<b>0</b>	<b>0</b>	<b>0</b>	<b>0</b>	<b>0</b>	<b>0</b>	<b>0</b>	<b>0</b>	<b>0</b>	<b>28</b>	<b>18</b>	<b>10</b>	<b>1</b>	<b>1</b>	<b>0</b>	<b>0</b>	

## CALEB JOHNSON'S NFL POSTSEASON DEFENSIVE STATISTICS

DATE	TEAM	GP	TACKLES							INTERCEPTIONS							O. FUMB					ST				MISC						
			GS	TK	S	A	TFL	YDS	SK	YDS	QBH	NO	YDS	LG	TD	PD	FF	FR	TD	YDS	TK	S	A	FF	FR	S	A					
2022	Jaguars	2	0	0	0	0	0	0	0.0	0.0	0	0	0	0	0	0	0	0	0	0	0	0	0	0	0	1	0	1	0	0	0	0
<b>NFL TOTALS</b>		<b>2</b>	<b>0</b>	<b>0</b>	<b>0</b>	<b>0</b>	<b>0</b>	<b>0</b>	<b>0.0</b>	<b>0.0</b>	<b>0</b>	<b>0</b>	<b>0</b>	<b>0</b>	<b>0</b>	<b>0</b>	<b>0</b>	<b>0</b>	<b>0</b>	<b>0</b>	<b>0</b>	<b>0</b>	<b>0</b>	<b>0</b>	<b>1</b>	<b>0</b>	<b>1</b>	<b>0</b>	<b>0</b>	<b>0</b>	<b>0</b>	

## SINGLE-GAME HIGHS: DEFENSIVE

**Total Tackles** 1 at Detroit Lions, Nov 25, 2021      **Special Teams Fumble Recoveries** 1 at Cleveland Browns, Sep 26, 2021  
**Special Teams Tackles** 3 vs. Detroit Lions, Oct 03, 2021  
 2 at Houston Texans, Jan 01, 2023  
 ...4 more at 2.

## SINGLE-GAME HIGHS - POSTSEASON: DEFENSIVE

**Special Teams Tackles** 1 at Kansas City Chiefs, Jan 21, 2023



**2023 GAME-BY-GAME REGULAR-SEASON STATISTICS (JAGUARS)**

DATE	OPPONENT	P/S	TACKLES							INTERCEPTIONS					O. FUMB				ST				MISC			SCORE		
			TK	S	A	SK	YDS	TFL	YDS	QBH	NO	YDS	LG	TD	PD	FF	FR	TD	YDS	TK	S	A	FF	FR	S		A	W/L
09/10	at Colts	P	0	0	0	0.0	0.0	0	0	0	0	0	0	0	0	0	0	0	0	1	1	0	0	0	0	0	W	31-21
09/17	Chiefs	P	0	0	0	0.0	0.0	0	0	0	0	0	0	0	0	0	0	0	0	0	0	0	0	0	0	0	L	9-17
09/24	Texans	P	0	0	0	0.0	0.0	0	0	0	0	0	0	0	0	0	0	0	0	1	0	1	0	0	0	0	L	17-37
10/01	Falcons	P	0	0	0	0.0	0.0	0	0	0	0	0	0	0	0	0	0	0	0	0	0	0	0	0	0	0	W	23-7
10/08	at Bills	P	0	0	0	0.0	0.0	0	0	0	0	0	0	0	0	0	0	0	0	0	0	0	0	0	0	0	W	25-20
10/15	Colts	P	0	0	0	0.0	0.0	0	0	0	0	0	0	0	0	0	0	0	0	0	0	0	0	0	0	0	W	37-20
10/19	at Saints	P	0	0	0	0.0	0.0	0	0	0	0	0	0	0	0	0	0	0	0	0	0	0	0	0	0	0	W	31-24
10/29	at Steelers	P	0	0	0	0.0	0.0	0	0	0	0	0	0	0	0	0	0	0	0	1	1	0	0	0	0	0	W	20-10
11/12	49ers	P	0	0	0	0.0	0.0	0	0	0	0	0	0	0	0	0	0	0	0	0	0	0	0	0	0	0	L	3-34
11/19	Titans	P	0	0	0	0.0	0.0	0	0	0	0	0	0	0	0	0	0	0	0	0	0	0	0	0	0	0	W	34-14
11/26	at Texans	P	0	0	0	0.0	0.0	0	0	0	0	0	0	0	0	0	0	0	0	0	0	0	0	0	0	0	W	24-21
12/04	Bengals	P	0	0	0	0.0	0.0	0	0	0	0	0	0	0	0	0	0	0	0	0	0	0	0	0	0	0	L	31-34+
12/10	at Browns	P	0	0	0	0.0	0.0	0	0	0	0	0	0	0	0	0	0	0	0	0	0	0	0	0	0	0	L	27-31
12/17	Ravens	P	0	0	0	0.0	0.0	0	0	0	0	0	0	0	0	0	0	0	0	0	0	0	0	0	0	0	L	7-23
12/24	at Buccaneers	P	0	0	0	0.0	0.0	0	0	0	0	0	0	0	0	0	0	0	0	1	1	0	0	0	0	0	L	12-30
12/31	Panthers	P	0	0	0	0.0	0.0	0	0	0	0	0	0	0	0	0	0	0	0	1	1	0	0	0	0	0	W	26-0
01/07	at Titans	P	0	0	0	0.0	0.0	0	0	0	0	0	0	0	0	0	0	0	0	0	0	0	0	0	0	0	L	20-28
<b>2023 TOTALS</b>			<b>17-0</b>	<b>0</b>	<b>0</b>	<b>0</b>	<b>0.0</b>	<b>0.0</b>	<b>0</b>	<b>0</b>	<b>0</b>	<b>0</b>	<b>0</b>	<b>0</b>	<b>0</b>	<b>0</b>	<b>0</b>	<b>0</b>	<b>0</b>	<b>0</b>	<b>5</b>	<b>4</b>	<b>1</b>	<b>0</b>	<b>0</b>	<b>0</b>	<b>0</b>	<b>9-8</b>

+ - Overtime





# D'ERNEST JOHNSON | 2

**POSITION:** RUNNING BACK  
**HT:** 5-10 | **WT:** 208 | **DOB:** 2-27-1996  
**COLLEGE:** SOUTH FLORIDA  
**HOMETOWN:** IMMOKALEE, FLA.  
**ACQ:** UFA (CLE) - '23  
**EXP:** 6th YEAR

D'ErnestJohnson2  
 d'ernestjohnson2



## KEY TRANSACTIONS

- Originally signed with Cleveland on 5/16/19 after going undrafted in 2018
- Signed with Jacksonville as an unrestricted free agent on 3/22/23
- Re-signed by Jacksonville on 3/13/24

## PRO

### 2023 (Jaguars)

- Appeared in 17 games and recorded 108 rushing yards on 41 attempts... He also recorded 10 receptions for 140 yards
- **11/26 at HOU:** Rushed for 19 yards on seven attempts... Recorded one reception for 42 yards... Saw action on special teams
- **11/19 vs. TEN:** Rushed for 20 yards on seven attempts... Posted one reception for 34 yards... Saw action on special teams
- **11/12 vs. S.F.:** Rushed for 12 yards on three attempts... Recorded two receptions for 28 yards... Saw action on special teams

### 2022 (Browns)

- Appeared in 15 games and rushed for 17 yards on four carries... Caught three passes for seven yards

### 2021 (Browns)

- Appeared in 17 games with two starts and rushed for 534 yards on 100 attempts and scored three touchdowns... Caught 19 passes for 137 yards
- Rushed for a career-high 146 yards on 22 carries and scored his first NFL touchdown against the Broncos on 10/21/21
- Returned six kickoffs for 139 yards

### 2020 (Browns)

- Appeared in 16 games and rushed for 166 yards on 33 attempts... Caught three passes for 14 yards
- Returned three punts for 13 yards and 14 kickoffs for 351 yards

### 2019 (Browns)

- Made his NFL debut in the season opener against Tennessee
- Appeared in 16 games and rushed for 21 yards on 4 carries... Caught six passes for 71 yards
- Returned two punts for nine yards and five kickoffs for 129 yards

## COLLEGE

- Appeared in 50 games and rushed for 1,796 yards on 421 carries and scored 16 touchdowns
- Caught 73 passes for 909 yards and scored 12 touchdowns
- Returned 28 punts for 289 yards and returned 49 kickoffs for 1,192 yards
- Finished as USF's career leader in all-purpose yards (4,186), receptions by a running back (73), and receiving yards by a running back (909)

## PERSONAL

- Before being signed in 2019, spent six weeks working on a fishing boat in Key West reeling in mahi mahi
- Worked as a personal trainer in Gainesville

## D'ERNEST JOHNSON'S NFL REGULAR SEASON RUSHING/RECEIVING STATISTICS

DATE	TEAM	GP	GS	RUSHING					RECEIVING				
				NO.	YDS.	AVG.	LG	TD	NO.	YDS.	AVG.	LG	TD
2019	Browns	16	0	4	21	5.3	13	0	6	71	11.8	27	0
2020	Browns	16	0	33	166	5.0	28	0	3	14	4.7	5	0
2021	Browns	17	2	100	534	5.3	30	3	19	137	7.2	18	0
2022	Browns	15	0	4	17	4.3	7	0	3	7	2.3	7	0
2023	Jaguars	17	0	41	108	2.6	19	0	10	140	14.0	42	0
<b>NFL TOTALS</b>		<b>81</b>	<b>2</b>	<b>182</b>	<b>846</b>	<b>4.6</b>	<b>30</b>	<b>3</b>	<b>41</b>	<b>369</b>	<b>9.0</b>	<b>42</b>	<b>0</b>



**D'ERNEST JOHNSON'S NFL POSTSEASON RUSHING/RECEIVING STATISTICS**

DATE	TEAM	RUSHING							RECEIVING				
		GP	GS	NO.	YDS.	AVG.	LG	TD	NO.	YDS.	AVG.	LG	TD
2020	Browns	2	0	0	0	0.0	0	0	0	0	0.0	0	0
<b>NFL TOTALS</b>		<b>2</b>	<b>0</b>	<b>0</b>	<b>0</b>	<b>0.0</b>	<b>0</b>	<b>0</b>	<b>0</b>	<b>0</b>	<b>0.0</b>	<b>0</b>	<b>0</b>

**D'ERNEST JOHNSON'S NFL REGULAR SEASON RETURN STATISTICS**

DATE	TEAM	KICKOFF RETURNS					PUNT RETURNS					
		RET.	YDS.	AVG.	LG	TD	NO.	FC	YDS.	AVG.	LG	TD
2019	Browns	5	129	25.8	47	0	2	1	9	4.5	9	0
2020	Browns	14	351	25.1	43	0	3	4	13	4.3	10	0
2021	Browns	6	139	23.2	29	0	0	0	0	0.0	0	0
2022	Browns	1	27	27.0	27	0	0	0	0	0.0	0	0
2023	Jaguars	7	126	18.0	22	0	0	0	0	0.0	0	0
<b>NFL TOTALS</b>		<b>33</b>	<b>772</b>	<b>23.4</b>	<b>47</b>	<b>0</b>	<b>5</b>	<b>5</b>	<b>22</b>	<b>4.4</b>	<b>10</b>	<b>0</b>

**D'ERNEST JOHNSON'S NFL POSTSEASON RETURN STATISTICS**

DATE	TEAM	KICKOFF RETURNS					PUNT RETURNS					
		RET.	YDS.	AVG.	LG	TD	NO.	FC	YDS.	AVG.	LG	TD
2020	Browns	5	120	24.0	33	0	0	0	0	0.0	0	0
<b>NFL TOTALS</b>		<b>5</b>	<b>120</b>	<b>24.0</b>	<b>33</b>	<b>0</b>	<b>0</b>	<b>0</b>	<b>0</b>	<b>0.0</b>	<b>0</b>	<b>0</b>

**SINGLE-GAME HIGHS: RUSHING/RECEIVING**

<b>Rush Attempts</b>	25 vs. Cincinnati Bengals, Jan 09, 2022 22 vs. Denver Broncos, Oct 21, 2021	<b>Kickoff Returns</b>	5 at Pittsburgh Steelers, Jan 03, 2022 4 vs. Pittsburgh Steelers, Jan 03, 2021
<b>Rushing Yards</b>	146 vs. Denver Broncos, Oct 21, 2021 123 vs. Cincinnati Bengals, Jan 09, 2022	<b>Kickoff Return Yards</b>	113 at Pittsburgh Steelers, Jan 03, 2022 107 vs. Pittsburgh Steelers, Jan 03, 2021
<b>Rushing Average</b>	7.3 at Dallas Cowboys, Oct 04, 2020 6.6 vs. Denver Broncos, Oct 21, 2021	<b>Longest Kickoff Return</b>	47 at Cincinnati Bengals, Dec 29, 2019 43 at Jacksonville Jaguars, Nov 29, 2020
<b>Longest Runs</b>	30 at Green Bay Packers, Dec 25, 2021 28 vs. Indianapolis Colts, Oct 11, 2020 ...1 more at 28.	<b>Fair Catches</b>	4 at New York Jets, Dec 27, 2020 1 at Cincinnati Bengals, Dec 29, 2019
<b>Rushing TDs</b>	1 vs. Cincinnati Bengals, Jan 09, 2022 1 vs. Pittsburgh Steelers, Oct 31, 2021 ...1 more at 1.	<b>Punt Return Yards</b>	13 at New York Jets, Dec 27, 2020 9 at Cincinnati Bengals, Dec 29, 2019
<b>Receptions</b>	7 at New England Patriots, Nov 14, 2021 4 vs. Las Vegas Raiders, Dec 20, 2021	<b>Longest Punt Return</b>	10 at New York Jets, Dec 27, 2020 9 at Cincinnati Bengals, Dec 29, 2019
<b>Receiving Yards</b>	58 at New England Patriots, Nov 14, 2021 42 at Houston Texans, Nov 26, 2023 ...1 more at 42.	<b>Punt Returns</b>	2 at New York Jets, Dec 27, 2020 1 vs. Washington Football Team, Sep 27, 2020 ...2 more at 1.
<b>Receiving Average</b>	14.0 at New York Jets, Sep 16, 2019 8.3 at New England Patriots, Nov 14, 2021	<b>Kickoff Return Average</b>	31.0 at Jacksonville Jaguars, Nov 29, 2020 26.8 vs. Pittsburgh Steelers, Jan 03, 2021
<b>Longest Receptions</b>	42 at Houston Texans, Nov 26, 2023 34 vs. Tennessee Titans, Nov 19, 2023	<b>Special Teams Tackles</b>	2 at Cincinnati Bengals, Dec 29, 2019 1 at Minnesota Vikings, Oct 03, 2021 ...5 more at 1.
<b>All-Purpose Yards</b>	168 vs. Denver Broncos, Oct 21, 2021 157 at New England Patriots, Nov 14, 2021	<b>Most TDs</b>	1 vs. Cincinnati Bengals, Jan 09, 2022 1 vs. Pittsburgh Steelers, Oct 31, 2021 ...1 more at 1.

**SINGLE-GAME HIGHS - POSTSEASON: RUSHING/RECEIVING**

<b>All-Purpose Yards</b>	83 at Pittsburgh Steelers, Jan 10, 2021 37 at Kansas City Chiefs, Jan 17, 2021	<b>Longest Kickoff Return</b>	33 at Pittsburgh Steelers, Jan 10, 2021 30 at Pittsburgh Steelers, Jan 10, 2021
<b>Kickoff Returns</b>	3 at Pittsburgh Steelers, Jan 10, 2021 2 at Kansas City Chiefs, Jan 17, 2021	<b>Kickoff Return Average</b>	27.7 at Pittsburgh Steelers, Jan 10, 2021
<b>Kickoff Return Yards</b>	83 at Pittsburgh Steelers, Jan 10, 2021 37 at Kansas City Chiefs, Jan 17, 2021	<b>Special Teams Tackles</b>	3 at Pittsburgh Steelers, Jan 10, 2021 1 at Kansas City Chiefs, Jan 17, 2021

**100-YARD RUSHING GAMES (2): REGULAR SEASON**

DATE	TEAM	ATT.	YDS.	AVG.	LG	TD
10/21/21	BRONCOS	22	146	6.6	20	1
01/09/22	BENGALS	25	123	4.9	13	1





**2023 GAME-BY-GAME REGULAR-SEASON STATISTICS (JAGUARS)**

DATE	OPPONENT	P/S	RUSHING					RECEIVING					W/L	SCORE
			NO.	YDS.	AVG.	LG	TD	NO.	YDS.	AVG.	LG	TD		
09/10	at Colts	P	1	-4	-4.0	-4	0	0	0	0.0	0	0	W	31-21
09/17	Chiefs	P	1	8	8.0	8	0	1	9	9.0	9	0	L	9-17
09/24	Texans	P	3	6	2.0	3	0	2	6	3.0	6	0	L	17-37
10/01	Falcons	P	1	-2	-2.0	-2	0	0	0	0.0	0	0	W	23-7
10/08	at Bills	P	0	0	0.0	0	0	0	0	0.0	0	0	W	25-20
10/15	Colts	P	1	19	19.0	19	0	0	0	0.0	0	0	W	37-20
10/19	at Saints	P	0	0	0.0	0	0	0	0	0.0	0	0	W	31-24
10/29	at Steelers	P	2	8	4.0	4	0	0	0	0.0	0	0	W	20-10
11/12	49ers	P	3	12	4.0	5	0	2	28	14.0	15	0	L	3-34
11/19	Titans	P	7	20	2.9	9	0	1	34	34.0	34	0	W	34-14
11/26	at Texans	P	7	19	2.7	7	0	1	42	42.0	42	0	W	24-21
12/04	Bengals	P	5	4	0.8	4	0	1	5	5.0	5	0	L	31-34+
12/10	at Browns	P	3	12	4.0	6	0	2	16	8.0	10	0	L	27-31
12/17	Ravens	P	2	5	2.5	4	0	0	0	0.0	0	0	L	7-23
12/24	at Buccaneers	P	1	2	2.0	2	0	0	0	0.0	0	0	L	12-30
12/31	Panthers	P	3	0	0.0	1	0	0	0	0.0	0	0	W	26-0
01/07	at Titans	P	1	-1	-1.0	-1	0	0	0	0.0	0	0	L	20-28
<b>2023 TOTALS</b>		<b>17-0</b>	<b>41</b>	<b>108</b>	<b>2.6</b>	<b>19</b>	<b>0</b>	<b>10</b>	<b>140</b>	<b>14.0</b>	<b>42</b>	<b>0</b>	<b>9-8</b>	

+ - Overtime





# RAYMOND JOHNSON | 92

POSITION: DEFENSIVE END  
 HT: 6-3 | WT: 260 | DOB: 10-21-1998  
 COLLEGE: GEORGIA SOUTHERN  
 HOMETOWN: SUMTER, S.C.  
 ACQ: FA '24  
 EXP: 4th YEAR



## KEY TRANSACTIONS

- Originally signed by the New York Giants as an undrafted free agent on 5/13/21
- Signed by Cincinnati as a free agent on 7/25/22
- Signed to Detroit's practice squad on 8/31/23
- Signed by San Francisco on 2/15/24
- Signed by Jacksonville on 7/30/24

## PRO

### 2023 (Lions)

- Did not see game action after joining the practice squad on 8/31

### 2022 (Bengals)

- Did not see game action after joining the practice squad on 8/31

### 2021 (Giants)

- Appeared in 15 games and totaled four tackles (three solo), 1.0 sack, one quarterback hit and one tackle for loss
- **11/22 at T.B.:** Logged his first career sack... Recorded one quarterback hit and one tackle for loss
- **11/01 at K.C.:** Recorded his first NFL tackle

## COLLEGE

- Played in 50 games (47 starts) at Georgia Southern University and totaled 150 tackles (76 solo), 36 tackles for loss, 16.5 sacks, six fumble recoveries, five passes defensed and two forced fumbles
- For two consecutive seasons (2018, 2019) he was named First-Team All-Sun Belt Conference

## PERSONAL

- Attended Sumter (S.C.) High School and was selected to play in South Carolina's North-South All-Star Game as a senior.



- Majored in sport management at Georgia Southern.

### RAYMOND JOHNSON'S NFL REGULAR SEASON DEFENSIVE STATISTICS

DATE	TEAM	GP	TACKLES							INTERCEPTIONS							O. FUMB				ST				MISC			
			GS	TK	S	A	TFL	YDS	SK	YDS	QBH	NO	YDS	LG	TD	PD	FF	FR	TD	YDS	TK	S	A	FF	FR	S	A	
2021	Giants	15	0	4	3	1	1	10	1.0	10.0	1	0	0	0	0	0	0	0	0	0	0	0	0	0	0	0	0	
2023	Bengals	0	0	0	0	0	0	0	0.0	0.0	0	0	0	0	0	0	0	0	0	0	0	0	0	0	0	0		
Went from Cincinnati to Detroit.																												
2023	Lions	0	0	0	0	0	0	0	0.0	0.0	0	0	0	0	0	0	0	0	0	0	0	0	0	0	0	0	0	
2023	TOTAL	0	0	0	0	0	0	0	0.0	0.0	0	0	0	0	0	0	0	0	0	0	0	0	0	0	0	0	0	
NFL TOTALS		15	0	4	3	1	1	10	1.0	10.0	1	0	0	0	0	0	0	0	0	0	0	0	0	0	0	0	0	

### RAYMOND JOHNSON'S NFL POSTSEASON DEFENSIVE STATISTICS

DATE	TEAM	GP	TACKLES							INTERCEPTIONS							O. FUMB				ST				MISC			
			GS	TK	S	A	TFL	YDS	SK	YDS	QBH	NO	YDS	LG	TD	PD	FF	FR	TD	YDS	TK	S	A	FF	FR	S	A	
2022	Bengals	0	0	0	0	0	0	0	0.0	0.0	0	0	0	0	0	0	0	0	0	0	0	0	0	0	0	0	0	
2023	Lions	0	0	0	0	0	0	0	0.0	0.0	0	0	0	0	0	0	0	0	0	0	0	0	0	0	0	0		
NFL TOTALS		0	0	0	0	0	0	0	0.0	0.0	0	0	0	0	0	0	0	0	0	0	0	0	0	0	0	0	0	



**SINGLE-GAME HIGHS: DEFENSIVE**

**Total Tackles** 1 at Philadelphia Eagles, Dec 26, 2021  
 1 at Los Angeles Chargers, Dec 12, 2021  
 ...2 more at 1.

**Sacks** 1.0 at Tampa Bay Buccaneers, Nov 22, 2021  
**Tackles For Loss** 1 at Tampa Bay Buccaneers, Nov 22, 2021

**Solo Tackles** 1 at Philadelphia Eagles, Dec 26, 2021  
 1 at Los Angeles Chargers, Dec 12, 2021  
 ...1 more at 1.

**2023 GAME-BY-GAME REGULAR-SEASON STATISTICS (BENGALS/LIONS)**

DATE	OPPONENT	P/S	TACKLES							INTERCEPTIONS					O. FUMB			ST				MISC		W/L	SCORE		
			TK	S	A	SK	YDS	TFL	YDS	QBH	NO	YDS	LG	TD	PD	FF	FR	TD	YDS	TK	S	A	FF			FR	S
09/10	at Browns																									L	3-24
09/17	Ravens																									L	24-27
09/25	Rams																									W	19-16
10/01	at Titans																									L	3-27
10/08	at Cardinals																									W	34-20
10/15	Seahawks																									W	17-13
10/22	at Ravens																									L	6-38
10/29	at 49ers																									W	31-17
11/05	Bills																									W	24-18
11/12	Texans																									L	27-30
11/16	at Ravens																									L	20-34
11/26	Steelers																									L	10-16
12/04	at Jaguars																									W	34-31+
12/10	Colts																									W	34-14
12/16	Vikings																									W	27-24+
12/23	at Steelers																									L	11-34
12/31	at Chiefs																									L	17-25
01/07	Browns																									W	31-14
<b>2023 TOTALS</b>			<b>0</b>	<b>0</b>	<b>0</b>	<b>0.0</b>	<b>0.0</b>	<b>0</b>	<b>0</b>	<b>0</b>	<b>0</b>	<b>0</b>	<b>0</b>	<b>0</b>	<b>0</b>	<b>0</b>	<b>0</b>	<b>0</b>	<b>0</b>	<b>0</b>	<b>0</b>	<b>0</b>	<b>0</b>	<b>0</b>	<b>0</b>	<b>0</b>	<b>9-9</b>

+ - Overtime

**2023 GAME-BY-GAME POSTSEASON STATISTICS (LIONS)**

DATE	OPPONENT	P/S	TACKLES							INTERCEPTIONS					O. FUMB			ST				MISC		W/L	SCORE		
			TK	S	A	SK	YDS	TFL	YDS	QBH	NO	YDS	LG	TD	PD	FF	FR	TD	YDS	TK	S	A	FF			FR	S
01/14	Rams																									W	24-23
01/21	Buccaneers																									W	31-23
<b>2023 TOTALS</b>			<b>0</b>	<b>0</b>	<b>0</b>	<b>0.0</b>	<b>0.0</b>	<b>0</b>	<b>0</b>	<b>0</b>	<b>0</b>	<b>0</b>	<b>0</b>	<b>0</b>	<b>0</b>	<b>0</b>	<b>0</b>	<b>0</b>	<b>0</b>	<b>0</b>	<b>0</b>	<b>0</b>	<b>0</b>	<b>0</b>	<b>0</b>	<b>2-0</b>	





# JARRIAN JONES | 22

**POSITION:** CORNERBACK  
**HT:** 5-11 | **WT:** 190 | **DOB:** 5-8-2001  
**COLLEGE:** FLORIDA STATE  
**HOMETOWN:** MAGEE, MISS.  
**ACQ:** D3-'24  
**EXP:** R

Twitter: @JarrianJones  
 Instagram: @iamjarrianjones

## KEY TRANSACTIONS

- Originally drafted by Jacksonville in the third round (96th overall) in the 2024 draft

## COLLEGE

- Appeared in 55 games with 29 starts and recorded 96 tackles, 12 passes defended, five interceptions, 5.5 tackles for loss, two fumble recoveries and 1.0 sack at Florida State
- During his senior season (2023), he was named honorable mention all ACC and was awarded the Bobby Bowden Leadership Award
- First player in FSU history with 1.0 sack, one tackle for loss, one forced fumble, one fumble recovery and one interception in a single game
- Spent the 2019 season at Mississippi State before transferring to Florida State

## PERSONAL

- Son of Rhonda Jones and Andrew Jones
- Attended Northwest Rankin High School in Flowood, Mississippi
- Rated as a four-star prospect and No. 13 in Mississippi by 247Sports and ESPN

### JARRIAN JONES' COLLEGE DEFENSIVE STATISTICS

DATE	TEAM	GP	TACKLES							INTERCEPTIONS						O. FUMB				ST				MISC				
			GS	TK	S	A	TFL	YDS	SK	YDS	QBH	NO	YDS	LG	TD	PD	FF	FR	TD	YDS	TK	S	A	FF	FR	S	A	
2019	Mississippi St.	11	1	12	7	5	0.0	0.0	0.0	0.0	0	0	0	0	2	0	1	0	0	0	0	0	0	0	0	0	0	0
2020	Florida St.	7	2	17	10	7	0.0	0.0	0.0	0	0	0	0	1	0	0	0	0	0	0	0	0	0	0	0	0	0	
2021	Florida St.	12	6	22	18	4	0.5	1.0	0.0	0.0	0	1	0	0	2	0	0	0	0	0	0	0	0	0	0	0	0	
2022	Florida St.	12	10	19	13	6	0.0	0.0	0.0	0.0	0	1	0	0	4	0	0	0	0	0	0	0	0	0	0	0	0	
2023	Florida St.	13	9	25	16	9	5.0	22.0	1.0	13.0	0	3	32	30	1	3	1	1	0	3	0	0	0	0	0	0	0	
<b>TOTALS</b>		<b>55</b>	<b>28</b>	<b>95</b>	<b>64</b>	<b>31</b>	<b>5.5</b>	<b>23.0</b>	<b>1.0</b>	<b>13.0</b>	<b>0</b>	<b>5</b>	<b>32</b>	<b>30</b>	<b>1</b>	<b>12</b>	<b>1</b>	<b>2</b>	<b>0</b>	<b>3</b>	<b>0</b>	<b>0</b>	<b>0</b>	<b>0</b>	<b>0</b>	<b>0</b>	<b>0</b>	

### COLLEGE 2023 GAME-BY-GAME STATISTICS (FLORIDA ST.)

DATE	OPPONENT	P/S	TACKLES							INTERCEPTIONS						O. FUMB				ST				MISC				
			TK	S	A	SK	YDS	TFL	YDS	QBH	NO	YDS	LG	TD	PD	FF	FR	TD	YDS	TK	S	A	FF	FR	S	A	W/L	SCORE
09/03	LSU	P	5	4	1	0.0	0.0	0.0	0.0	0	0	0	0	0	0	0	0	0	0	0	0	0	0	0	0	0	L	24-45
09/09	Southern Miss.	P	1	1	0	0.0	0.0	0.0	0.0	0	1	30	30	1	0	0	0	0	0	0	0	0	0	0	0	0	W	66-13
09/16	at Boston College	P	3	3	0	0.0	0.0	1.0	1.0	0	0	0	0	0	0	0	0	0	0	0	0	0	0	0	0	W	31-29	
09/23	at Clemson	S	1	1	0	0.0	0.0	0.0	0.0	0	0	0	0	0	1	0	0	0	0	0	0	0	0	0	0	W	31-24	
10/07	Virginia Tech	S	3	2	1	0.0	0.0	0.0	0.0	0	0	0	0	0	1	0	0	0	0	0	0	0	0	0	0	W	39-17	
10/14	Syracuse	S	2	1	1	0.0	0.0	0.0	0.0	0	0	0	0	0	0	0	0	0	0	0	0	0	0	0	0	W	41-3	
10/21	Duke	S	1	0	1	0.0	0.0	0.0	0.0	0	0	0	0	0	0	0	0	0	0	0	0	0	0	0	0	W	38-20	
10/28	at Wake Forest	S	2	0	2	0.0	0.0	0.0	0.0	0	0	0	0	0	0	0	0	0	0	0	0	0	0	0	0	W	41-16	
11/04	at Pittsburgh		DID NOT PLAY (NON-INJURY)																							W	24-7	
11/11	Miami (FL)	S	1	0	1	0.0	0.0	0.0	0.0	0	1	0	0	0	0	0	0	0	0	0	0	0	0	0	0	W	27-20	
11/18	North Ala.	S	3	3	0	1.0	13.0	3.0	16.0	0	1	2	2	0	0	1	1	0	3	0	0	0	0	0	0	W	58-13	
11/25	at Florida	S	2	1	1	0.0	0.0	1.0	5.0	0	0	0	0	0	1	0	0	0	0	0	0	0	0	0	0	W	24-15	
12/02	Louisville	S	1	0	1	0.0	0.0	0.0	0.0	0	0	0	0	0	0	0	0	0	0	0	0	0	0	0	0	W	16-6	
12/30	Georgia	P	0	0	0	0.0	0.0	0.0	0.0	0	0	0	0	0	0	0	0	0	0	0	0	0	0	0	0	L	3-63	
<b>2023 TOTALS</b>		<b>13-9</b>	<b>25</b>	<b>16</b>	<b>9</b>	<b>1.0</b>	<b>13.0</b>	<b>5.0</b>	<b>22.0</b>	<b>0</b>	<b>3</b>	<b>32</b>	<b>30</b>	<b>1</b>	<b>3</b>	<b>1</b>	<b>1</b>	<b>0</b>	<b>3</b>	<b>0</b>	<b>0</b>	<b>0</b>	<b>0</b>	<b>0</b>	<b>0</b>	<b>12-2</b>		





## MAC JONES | 10

**POSITION:** QUARTERBACK  
**HT:** 6-3 | **WT:** 220 | **DOB:** 9-5-1998  
**COLLEGE:** ALABAMA  
**HOMETOWN:** JACKSONVILLE, FLA.  
**ACQ:** T (N.E.)-'24  
**EXP:** 4th YEAR

 @MacJones\_10  
 @macjones\_10

### KEY TRANSACTIONS:

- Selected in the first round (15th overall) in the 2021 NFL Draft
- Acquired via trade by Jacksonville on 3/14/24

### PRO

#### 2023 (Patriots)

- Started in all 11 games he participated in... Completed 224-of-345 passes for 2,120 yards for 10 touchdowns and recorded 96 rushing yards on 26 attempts
- **10/22 vs. BUF:** Recorded 25 completions on 30 attempts for 272 yards and two touchdowns... Posted a season-best completion percentage (83.3)
- **9/10 vs. PHI:** Set a career-high in pass attempts and completions going 35-54 and a season-high three passing touchdowns with three... Threw for 316 yards, marking the fifth time in his career completing over 300 yards in a single game

#### 2022 (Patriots)

- Named co-captain for the 2022 season
- Started in all 14 games he participated in... Completed 288-442 passes for 2,997 yards with 14 touchdowns and recorded 102 rushing yards on 47 attempts
- Posted four games throwing for multiple touchdowns in the regular season
- **11/24 at MIN:** Recorded a career-high 382 passing yards and two touchdowns on 28 completions... Marked the second time recording at least 300 passing yards in a single game
- **9/25 vs. BAL:** Completed 22 passes on 32 attempts for 321 yards

#### 2021 (Patriots)

- Selected to the Pro Bowl and to the PFWA All-Rookie Team
- Started all 17 games and completed 352-of-521 passes for 3,801 yards with 22 touchdowns. Additionally, he had 44 rushing attempts for 129 yards
- He helped lead the Patriots to a 10-7 record and became the 12th rookie quarterback since 1970 to lead his team to a winning record and the eighth to lead his team to 10 or more wins during his rookie season
- **1/25 at BUF:** Completed 24 passes on 38 attempts for 232 yards and two touchdowns in first NFL playoff appearance

### COLLEGE

- Started during the 2020 BCS National Championship, where Alabama defeated Ohio State, 52-24
- Consensus first-team All-America and All-SEC first-team selection as a redshirt junior 2020
- Recorded four of the program's 400-plus yard passing performances in team history, most by any one quarterback at Alabama and tied for the most in a single-season in SEC history
- Led all Division I quarterbacks with a school-record 4,500 yards passing on 311-of-402 attempts with 41 touchdown passes and four interceptions in 2020
- Set the NCAA single-season completion percentage record (77.4) in 2020

### PERSONAL

- Born Michael McCorkle Jones on September 5, 1998, to parents Gordon and Holly Jones
- Father played tennis at Florida State University and Flagler College. Brother, Will, played soccer at Mercer University, while his sister, Sarah Jane, played tennis for the College of Charleston
- Selected by USA Football to play on the U.S. Under-19 National Team at the 2017 North American Championship against Canada
- Helped lead The Bolles School to the Florida 4A State Championship game as a senior in 2016, passing for 1,532 yards and 29 touchdowns
- Threw for 2,150 yards and 26 touchdowns as a junior in 2015, taking the Bulldogs to the state regional finals





**MAC JONES' NFL REGULAR SEASON PASSING STATISTICS**

DATE	TEAM	GP	GS	ATT.	CMP.	PCT.	YDS	AVG.	TD	INT.	LG	SK	LST	RATE
2021	Patriots	17	17	521	352	67.6	3,801	7.3	22	13	75t	28	241	92.5
2022	Patriots	14	14	442	288	65.2	2,997	6.8	14	11	48t	34	231	84.8
2023	Patriots	11	11	345	224	64.9	2,120	6.1	10	12	58t	22	127	77.0
<b>TOTALS</b>		<b>42</b>	<b>42</b>	<b>1,308</b>	<b>864</b>	<b>66.1</b>	<b>8,918</b>	<b>6.8</b>	<b>46</b>	<b>36</b>	<b>75T</b>	<b>84</b>	<b>599</b>	<b>85.8</b>

**MAC JONES' NFL POSTSEASON PASSING STATISTICS**

DATE	TEAM	GP	GS	ATT.	CMP.	PCT.	YDS	AVG.	TD	INT.	LG	SK	LST	RATE
2021	Patriots	1	1	38	24	63.2	232	6.1	2	2	43	3	16	75.8
<b>TOTALS</b>		<b>1</b>	<b>1</b>	<b>38</b>	<b>24</b>	<b>63.2</b>	<b>232</b>	<b>6.1</b>	<b>2</b>	<b>2</b>	<b>43</b>	<b>3</b>	<b>16</b>	<b>75.8</b>

**MAC JONES' NFL REGULAR SEASON RUSHING STATISTICS**

DATE	TEAM	NO.	YDS.	AVG.	LG	TD
2021	Patriots	44	129	2.9	13	0
2022	Patriots	47	102	2.2	15	1
2023	Patriots	26	96	3.7	18	0
<b>TOTALS</b>		<b>117</b>	<b>327</b>	<b>2.8</b>	<b>18</b>	<b>1</b>

**MAC JONES' NFL POSTSEASON RUSHING STATISTICS**

DATE	TEAM	NO.	YDS.	AVG.	LG	TD
2021	Patriots	2	18	9.0	16	0
<b>TOTALS</b>		<b>2</b>	<b>18</b>	<b>9.0</b>	<b>16</b>	<b>0</b>

**MAC JONES' NFL REGULAR SEASON PASSING/RUSHING STATISTICS**

DATE	TEAM	GP	GS	PASSING											RUSHING				
				ATT.	CMP.	PCT.	YDS	AVG.	TD	INT.	LG	SK	LST	RATE	NO.	YDS.	AVG.	LG	TD
2021	Patriots	17	17	521	352	67.6	3,801	7.3	22	13	75t	28	241	92.5	44	129	2.9	13	0
2022	Patriots	14	14	442	288	65.2	2,997	6.8	14	11	48t	34	231	84.8	47	102	2.2	15	1
2023	Patriots	11	11	345	224	64.9	2,120	6.1	10	12	58t	22	127	77.0	26	96	3.7	18	0
<b>TOTALS</b>		<b>42</b>	<b>42</b>	<b>1,308</b>	<b>864</b>	<b>66.1</b>	<b>8,918</b>	<b>6.8</b>	<b>46</b>	<b>36</b>	<b>75T</b>	<b>84</b>	<b>599</b>	<b>85.8</b>	<b>117</b>	<b>327</b>	<b>2.8</b>	<b>18</b>	<b>1</b>

**MAC JONES' NFL POSTSEASON PASSING/RUSHING STATISTICS**

DATE	TEAM	GP	GS	PASSING											RUSHING				
				ATT.	CMP.	PCT.	YDS	AVG.	TD	INT.	LG	SK	LST	RATE	NO.	YDS.	AVG.	LG	TD
2021	Patriots	1	1	38	24	63.2	232	6.1	2	2	43	3	16	75.8	2	18	9.0	16	0
<b>TOTALS</b>		<b>1</b>	<b>1</b>	<b>38</b>	<b>24</b>	<b>63.2</b>	<b>232</b>	<b>6.1</b>	<b>2</b>	<b>2</b>	<b>43</b>	<b>3</b>	<b>16</b>	<b>75.8</b>	<b>2</b>	<b>18</b>	<b>9.0</b>	<b>16</b>	<b>0</b>

**SINGLE-GAME HIGHS: QUARTERBACK**

<b>Pass Attempts</b>	54 vs. Philadelphia Eagles, Sep 10, 2023 51 vs. New Orleans Saints, Sep 26, 2021	<b>Passer Rating</b>	142.1 vs. Cleveland Browns, Nov 14, 2021 128.1 vs. Jacksonville Jaguars, Jan 02, 2022
<b>Pass Completions</b>	35 vs. Philadelphia Eagles, Sep 10, 2023 31 vs. Miami Dolphins, Sep 17, 2023 ...1 more at 31.	<b>Rush Attempts</b>	7 at New York Jets, Oct 30, 2022 7 at Pittsburgh Steelers, Sep 18, 2022
<b>Yards Passing</b>	382 at Minnesota Vikings, Nov 24, 2022 321 vs. Baltimore Ravens, Sep 25, 2022	<b>Rushing Yards</b>	33 vs. Buffalo Bills, Dec 26, 2021 31 vs. Baltimore Ravens, Sep 25, 2022
<b>TD Passes</b>	3 vs. Philadelphia Eagles, Sep 10, 2023 3 at Buffalo Bills, Jan 08, 2023 ...2 more at 3.	<b>Rushing Average</b>	2.7 at New York Jets, Oct 30, 2022 0.9 at Pittsburgh Steelers, Sep 18, 2022
<b>Long Passes</b>	75t vs. Dallas Cowboys, Oct 17, 2021 58t at New York Jets, Sep 24, 2023	<b>Longest Runs</b>	18 vs. Miami Dolphins, Sep 17, 2023 15 vs. Indianapolis Colts, Nov 12, 2023 ...1 more at 15.
<b>Completion Percentage</b>	85.2 vs. New York Jets, Nov 20, 2022 84.6 at Atlanta Falcons, Nov 18, 2021	<b>Rushing TDs</b>	1 vs. Baltimore Ravens, Sep 25, 2022

**SINGLE-GAME HIGHS - POSTSEASON: QUARTERBACK**

<b>Pass Attempts</b>	38 at Buffalo Bills, Jan 15, 2022	<b>Completion Percentage</b>	63.2 at Buffalo Bills, Jan 15, 2022
<b>Pass Completions</b>	24 at Buffalo Bills, Jan 15, 2022	<b>Passer Rating</b>	75.8 at Buffalo Bills, Jan 15, 2022
<b>Yards Passing</b>	232 at Buffalo Bills, Jan 15, 2022	<b>Rush Attempts</b>	2 at Buffalo Bills, Jan 15, 2022
<b>TD Passes</b>	2 at Buffalo Bills, Jan 15, 2022	<b>Rushing Yards</b>	18 at Buffalo Bills, Jan 15, 2022
<b>Long Passes</b>	43 at Buffalo Bills, Jan 15, 2022 30 at Buffalo Bills, Jan 15, 2022	<b>Longest Runs</b>	16 at Buffalo Bills, Jan 15, 2022 2 at Buffalo Bills, Jan 15, 2022



**300-YARD PASSING GAMES (5): REGULAR SEASON**

DATE	TEAM	NO.	YDS.	AVG.	LG	TD
10/24/21	JETS	24	307	12.8	46	2
11/28/21	TITANS	23	310	13.5	41t	2
09/25/22	RAVENS	22	321	14.6	40	0
11/24/22	at Vikings	28	382	13.6	40	2
09/10/23	EAGLES	35	316	9.0	32	3

**2023 GAME-BY-GAME REGULAR-SEASON STATISTICS (PATRIOTS)**

DATE	OPPONENT	P/S	PASSING											RUSHING					SCORE
			ATT	CMP	YDS	PCT	Y/A	Y/C	TD	INT	LG	SK/YD	RATE	ATT	YDS	LG	TD	W/L	
09/10	Eagles	S	54	35	316	64.8	5.9	9.0	3	1	32	2/10	91.3	2	15	8	0	L	20-25
09/17	Dolphins	S	42	31	231	73.8	5.5	7.5	1	1	14	4/31	84.5	5	25	18	0	L	17-24
09/24	at Jets	S	29	15	201	51.7	6.9	13.4	1	0	58t	0/0	85.6	4	13	8	0	W	15-10
10/01	at Cowboys	S	21	12	150	57.1	7.1	12.5	0	2	42	1/0	39.9	3	7	4	0	L	3-38
10/08	Saints	S	22	12	110	54.5	5.0	9.2	0	2	28	2/21	30.5	1	0	0	0	L	0-34
10/15	at Raiders	S	33	24	200	72.7	6.1	8.3	0	1	36	3/19	75.3	1	-1	-1	0	L	17-21
10/22	Bills	S	30	25	272	83.3	9.1	10.9	2	0	34	1/4	126.7	3	11	5	0	W	29-25
10/29	at Dolphins	S	29	19	161	65.5	5.6	8.5	2	1	24t	3/20	88.4	1	-2	-2	0	L	17-31
11/05	Commanders	S	44	24	220	54.5	5.0	9.2	1	1	20	0/0	66.5	3	3	3	0	L	17-20
11/12	Colts	S	20	15	170	75.0	8.5	11.3	0	1	30	5/22	79.2	3	25	15	0	L	6-10
11/26	at Giants	S	21	12	89	57.1	4.2	7.4	0	2	19	1/0	27.8	0	0	0	0	L	7-10
12/03	Chargers																	L	0-6
12/07	at Steelers																	W	21-18
12/17	Chiefs																	L	17-27
12/24	at Broncos																	W	26-23
12/31	at Bills																	L	21-27
01/07	Jets																	L	3-17
<b>2023 TOTALS</b>			<b>11-11</b>	<b>345</b>	<b>224</b>	<b>2,120</b>	<b>64.9</b>	<b>6.1</b>	<b>9.5</b>	<b>10</b>	<b>12</b>	<b>58T</b>	<b>22/127</b>	<b>77.0</b>	<b>26</b>	<b>96</b>	<b>18</b>	<b>0</b>	<b>4-13</b>





# STEVEN JONES | 64

**POSITION:** OFFENSIVE LINEMAN  
**HT:** 6-5 | **WT:** 342 | **DOB:** 9-6-2000  
**COLLEGE:** OREGON  
**HOMETOWN:** TEMECULA, CALIF.  
**ACQ:** UDFA-'24  
**EXP:** R

@Steven\_Jones74  
 @steven.jones74

## KEY TRANSACTIONS

- Originally signed as an undrafted free agent with Jacksonville on 4/30/24

## COLLEGE

- In 2023, he was named Associated Press All-Pac 12 First-Team and Pro Football Focus All-Pac 12 First-team
- Last season (2023), he ranked fifth among all FBS offensive linemen and second among all guards with a 90.8 pass-blocking grade from Pro Football Focus
- Appeared in 49 games during his time at Oregon (2018-23)

## PERSONAL

- Attended Chaparral High School (Temecula, Calif.) and was rated the top offensive guard in the state of California (2017)
- Named First-Team All-Southwestern League as a senior (2017)

## STEVEN JONES' COLLEGE STATISTICS

DATE	TEAM	GP	GS
2018	Oregon	5	1
2019	Oregon	4	0
2020	Oregon	7	1
2021	Oregon	14	13
2022	Oregon	5	4
2023	Oregon	13	13
<b>TOTALS</b>		<b>48</b>	<b>32</b>

## COLLEGE 2023 GAME-BY-GAME STATISTICS (OREGON)

DATE	OPPONENT	P/S	W/L	SCORE
09/02	Portland St.		W	81-7
09/09	at Texas Tech	S	W	38-30
09/16	Hawaii	S	W	55-10
09/23	Colorado	S	W	42-6
09/30	at Stanford	S	W	42-6
10/14	at Washington	S	L	33-36
10/21	Washington St.	S	W	38-24
10/28	at Utah	S	W	35-6
11/04	California	S	W	63-19
11/11	Southern California	S	W	36-27
11/18	at Arizona St.	S	W	49-13
11/24	Oregon St.	S	W	31-7
12/01	at Washington	S	L	31-34
01/01	Liberty	S	W	45-6
<b>2023 TOTALS</b>		<b>13-13</b>	<b>12-2</b>	





# TIM JONES | 15

**POSITION:** WIDE RECEIVER  
**HT:** 6-1 | **WT:** 200 | **DOB:** 5-15-1998  
**COLLEGE:** SOUTHERN MISSISSIPPI  
**HOMETOWN:** BILOXI, MISS.  
**ACQ:** FA-'21  
**EXP:** 4th YEAR

@Timnjones5  
 @timnjones

## KEY TRANSACTIONS

- Originally signed with Jacksonville as an undrafted free agent on 5/1/2021

## PRO

### 2023 (Jaguars)

- Saw action in 17 games with two starts... Hauled in 11 receptions for 83 yards
- 12/24 at T.B.:** Recorded three receptions for 32 yards and saw action on special teams
- 11/12 vs. S.F.:** Posted two receptions for 17 yards and saw action on special teams
- 10/19 at N.O.:** Recorded two receptions for 17 yards, one of which was on a fake punt... Saw action on special teams

### 2022 (Jaguars)

- Saw action in 17 regular season games with one start and both postseason games... In the regular season he recorded three receptions for 30 yards and three special teams tackles (one solo)... In the postseason he recorded one special teams tackle
- 10/16 at IND:** Saw action at wide receiver and on special teams... Caught one pass for 20 yards
- 10/2 at PHI:** Made his first career NFL start at wide receiver and saw action on special teams

### 2021 (Jaguars)

- Spent season on the practice squad

## COLLEGE

- At Southern Mississippi, played in six games during his senior campaign... Caught 30 passes for 480 yards and a career-best four touchdown receptions during the season... Finished his four-year career fourth in receptions at the school (150)
- Started in all 13 games his junior year and was voted Second Team All-Conference USA... Led the team in receptions (73) and second in receiving yards (902)

## PERSONAL

- Second-team Class 6A All-State selection by the Mississippi Association of Coaches at wide receiver
- Selected first-team 4-6A All-Region
- Finished prep career with 209 catches for 3,524 yards and 29 touchdowns
- Jones is an avid fisherman

### TIM JONES' NFL REGULAR SEASON RUSHING/RECEIVING STATISTICS

DATE	TEAM	GP	GS	RECEIVING					RUSHING				
				NO.	YDS.	AVG.	LG	TD	NO.	YDS.	AVG.	LG	TD
2021	Jaguars	0	0	0	0	0.0	0	0	0	0	0.0	0	0
2022	Jaguars	17	1	3	30	10.0	20	0	0	0	0.0	0	0
2023	Jaguars	17	2	11	83	7.5	15	0	0	0	0.0	0	0
<b>NFL TOTALS</b>		<b>34</b>	<b>3</b>	<b>14</b>	<b>113</b>	<b>8.1</b>	<b>20</b>	<b>0</b>	<b>0</b>	<b>0</b>	<b>0.0</b>	<b>0</b>	<b>0</b>

### TIM JONES' NFL POSTSEASON RUSHING/RECEIVING STATISTICS

DATE	TEAM	GP	GS	RECEIVING					RUSHING				
				NO.	YDS.	AVG.	LG	TD	NO.	YDS.	AVG.	LG	TD
2022	Jaguars	2	0	0	0	0.0	0	0	0	0	0.0	0	0
<b>NFL TOTALS</b>		<b>2</b>	<b>0</b>	<b>0</b>	<b>0</b>	<b>0.0</b>	<b>0</b>	<b>0</b>	<b>0</b>	<b>0</b>	<b>0.0</b>	<b>0</b>	<b>0</b>



**SINGLE-GAME HIGHS: RECEIVING**

**Receptions** 3 at Tampa Bay Buccaneers, Dec 24, 2023  
 2 vs. San Francisco 49ers, Nov 12, 2023  
 ...2 more at 2.

**Receiving Yards** 32 at Tampa Bay Buccaneers, Dec 24, 2023  
 20 at Indianapolis Colts, Oct 16, 2022

**Receiving Average** 10.7 at Tampa Bay Buccaneers, Dec 24, 2023

**Longest Receptions** 20 at Indianapolis Colts, Oct 16, 2022  
 15 at Tampa Bay Buccaneers, Dec 24, 2023

**All-Purpose Yards** 32 at Tampa Bay Buccaneers, Dec 24, 2023  
 20 at Indianapolis Colts, Oct 16, 2022

**Special Teams Tackles** 1 at New York Jets, Dec 22, 2022  
 1 vs. Baltimore Ravens, Nov 27, 2022  
 ...1 more at 1.

**SINGLE-GAME HIGHS - POSTSEASON: RUSHING/RECEIVING**

**Special Teams Tackles** 1 vs. Los Angeles Chargers, Jan 14, 2023

**2023 GAME-BY-GAME REGULAR-SEASON STATISTICS (JAGUARS)**

DATE	OPPONENT	P/S	RECEIVING					RUSHING					W/L	SCORE	
			NO.	YDS.	AVG.	LG	TD	NO.	YDS.	AVG.	LG	TD			
09/10	at Colts	P	0	0	0.0	0	0	0	0	0.0	0	0	0	W	31-21
09/17	Chiefs	P	0	0	0.0	0	0	0	0	0.0	0	0	0	L	9-17
09/24	Texans	P	2	11	5.5	6	0	0	0	0.0	0	0	0	L	17-37
10/01	Falcons	S	1	-1	-1.0	-1	0	0	0	0.0	0	0	0	W	23-7
10/08	at Bills	P	0	0	0.0	0	0	0	0	0.0	0	0	0	W	25-20
10/15	Colts	P	0	0	0.0	0	0	0	0	0.0	0	0	0	W	37-20
10/19	at Saints	P	2	17	8.5	13	0	0	0	0.0	0	0	0	W	31-24
10/29	at Steelers	P	0	0	0.0	0	0	0	0	0.0	0	0	0	W	20-10
11/12	49ers	P	2	17	8.5	12	0	0	0	0.0	0	0	0	L	3-34
11/19	Titans	P	0	0	0.0	0	0	0	0	0.0	0	0	0	W	34-14
11/26	at Texans	P	0	0	0.0	0	0	0	0	0.0	0	0	0	W	24-21
12/04	Bengals	P	0	0	0.0	0	0	0	0	0.0	0	0	0	L	31-34+
12/10	at Browns	P	0	0	0.0	0	0	0	0	0.0	0	0	0	L	27-31
12/17	Ravens	P	0	0	0.0	0	0	0	0	0.0	0	0	0	L	7-23
12/24	at Buccaneers	P	3	32	10.7	15	0	0	0	0.0	0	0	0	L	12-30
12/31	Panthers	P	0	0	0.0	0	0	0	0	0.0	0	0	0	W	26-0
01/07	at Titans	S	1	7	7.0	7	0	0	0	0.0	0	0	0	L	20-28
<b>2023 TOTALS</b>			<b>17-2</b>	<b>11</b>	<b>83</b>	<b>7.5</b>	<b>15</b>	<b>0</b>	<b>0</b>	<b>0</b>	<b>0.0</b>	<b>0</b>	<b>0</b>	<b>9-8</b>	

+ - Overtime







# CHRISTIAN KIRK | 13

POSITION: WIDE RECEIVER

HT: 5-11 | WT: 200 | DOB: 11-16-1996

COLLEGE: TEXAS A&M

HOMETOWN: SCOTTSDALE, ARIZ.

ACQ: UFA (ARZ)-'22

EXP: 7th YEAR

@ckirk

@ckirk

## KEY TRANSACTIONS

- Originally drafted by Arizona in the second round (47th overall) in the 2018 draft
- Signed by Jacksonville as an unrestricted free agent on 3/16/22

## PRO

### 2023 (Jaguars)

- Started 12 games before being placed on injured reserve in Week 14... He hauled in 57 passes for 787 yards and three touchdowns
- **11/12 vs. S.F.:** Started at wide receiver and recorded six receptions for 104 yards... Returned one punt for 15 yards... Recorded the third-most single-game receiving yards against the 49ers in team history
- **10/1 vs. ATL:** Started at wide receiver and posted eight receptions for 84 yards... Recorded the most catches by a Jaguar at Wembley Stadium in franchise history
- **9/17 vs. K.C.:** Started at wide receiver and posted 11 receptions for 110 yards... Recorded his eighth career 100-yard receiving game and fourth as a Jaguar

### 2022 (Jaguars)

- Started all 17 regular season games and both postseason games... In the regular season he led the Jaguars' receiving corps and recorded career-highs in receptions (84), receiving yards (1,108) yards and touchdowns (eight)... His 1,108 receiving yards is the most by a Jacksonville receiver since Allen Robinson recorded 1,400 receiving yards in 2015... He also rushed for 11 yards on five attempts... In the postseason he recorded 15 receptions for 130 yards and two touchdowns with one rushing attempt for 18 yards
- **1/1 at HOU:** Started at wide receiver and caught two passes for 21 yards, surpassing 1,000 receiving yards for the season, joining WR Keenan McCardell as the only Jaguars players to reach 1,000 receiving yards in their first season in Jacksonville... Kirk also set a new career high in receptions in a season
- **11/13 at K.C.:** Started at wide receiver and led the team in receptions (9) and yards (105) with two touchdown receptions... Kirk's second TD set a single-season career-high
- **9/18 vs. IND:** Posted six receptions for 78 yards and two TDs, including a 10-yard TD reception to cap Jacksonville's opening drive... This marked his sixth career multi-TD game
- **9/11 at WAS:** Started at wide receiver and surpassed 3,000 career receiving yards as he posted six receptions for 117 yards... Kirk joined Troy Edwards (2003) and Allen Hurns (2014) as the only players to post 100-plus receiving yards in their Jaguars debut

### 2021 (Cardinals)

- Appeared in every game, including 11 starts, for the first time in his career
- Led the team in receptions (77), receiving yards (982) and targets (103) for five TDs averaging 12.8 yards per catch
- **9/12 at TEN:** scored two TDs and gained 70 yards on five receptions, marked the fourth multiple-TD game of his career
- **9/26 at JAX:** caught seven passes for 104 yards (14.9 avg.), marked his fourth career 100-yard performance

### 2020 (Cardinals)

- Played in 14 games (10 starts) and posted 48 receptions for 621 yards and a career-high six TDs ... added 22 punt returns for 132 yards ...
- **9/20 vs. WAS:** Had two receptions for 57 yards including a 49-yard catch to extend a second-quarter scoring drive
- **10/25 vs. SEA:** Had five receptions for 37 yards and two TDs, becoming just the fifth different player in franchise history to have multiple TD receptions in back-to-back games
- **11/8 vs. MIA:** Caught five passes for a season-high 123 yards and a 56-yard TD, marked his fifth-career TD reception of 50+ yards

### 2019 (Cardinals)

- Totaled 68 receptions for 709 yards and three TDs in 13 games (all starts) ... added 10 carries for 93 yards
- **9/15 at BAL:** had his first career 100-yard performance with 114 yards on six receptions, joined Larry Fitzgerald as the first pair of Cardinals players with 100 receiving yards in a game since Fitzgerald (133) and Michael Floyd (101) vs. SF (11/13/16) ...
- **9/22 vs. CAR:** established a career-high with 10 receptions and had a six-yard carry
- **12/8 vs. PIT:** Posted game-high marks with eight receptions for 85 yards, his 100th-career reception in his 22nd-career game against the Steelers, becoming the second-fastest player in franchise history to reach the milestone behind only Anquan Boldin (16 games)

### 2018 (Cardinals)

- Turned in a highly productive rookie campaign with 43 receptions for 590 yards and three TDs, three carries for 35 yards and 21 punt



returns for 164 yards in 12 games (seven starts) prior to a season-ending foot injury

- Named to the PFWA All-Rookie team as a punt returner ...
- At the time of his injury, ranked second in the NFL in receptions (43) and third in receiving yards (590) among rookie WRs with TD catches of 75 and 59 yards, joined Giants RB Saquon Barkley (five), Browns RB Nick Chubb (two) and Falcons WR Calvin Ridley (two) as the only rookies with multiple TD catches of 50+ yards

## COLLEGE

- During his three seasons at Texas A&M, started 36 of 39 games played and totaled 234 receptions for 2,856 yards and 26 receiving TDs, 23 rushing attempts for 120 yards, 48 kickoff returns for 1,048 yards and a TD, and 37 punt returns for 814 yards and six TDs
- Despite playing just three seasons, fell just 29 receptions shy of breaking the SEC all-time receptions record (262 by Jordan Matthews) and 19 receptions shy of breaking the Aggies career receptions leader (252 by Ryan Swope)
- Earned first-team All-SEC honors as a return man and as an all-purpose player in both 2016 and 2017
- Against New Mexico State in 2016, became the first player in A&M history with two punt return TDs in a game
- Left Texas A&M as the NCAA's career active leader in punt return average (22.0) and punt return TDs (6) ... his six career punt return TDs doubled the previous school career record

## PERSONAL

- He and his wife Ozzy were married in spring 2024
- Attended Saguaro (Scottsdale, AZ) High School where he was named an All-American by Under Armour, MaxPreps and PrepStar and was the Gatorade Player of the Year in Arizona as a senior in 2014
- Majored in University Studies with a concentration in Business at the Mays Business School
- Created the "Kicks from Kirk" program which offered fans the opportunity to win a free pair of Adidas shoes each week courtesy of Kirk by submitting a write up of someone who has significantly impacted their lives... Kirk selected a winner each week as part of the contest
- In the 2019 offseason, he teamed with the Stabler Foundation to provide backpacks for the Sunshine Pack Drive to benefit the Arizona Children's Cancer Foundation... Kirk donated 400 backpacks and took part in an event to help collect arts and crafts, books, journals, games, headphones and other small goods to include in the packs for children

### CHRISTIAN KIRK'S NFL REGULAR SEASON RUSHING/RECEIVING STATISTICS

DATE	TEAM	RECEIVING							RUSHING				
		GP	GS	NO.	YDS.	AVG.	LG	TD	NO.	YDS.	AVG.	LG	TD
2018	Cardinals	12	7	43	590	13.7	75t	3	3	35	11.7	23	0
2019	Cardinals	13	13	68	709	10.4	69t	3	10	93	9.3	28	0
2020	Cardinals	14	10	48	621	12.9	80t	6	2	3	1.5	3	0
2021	Cardinals	17	11	77	982	12.8	50	5	1	11	11.0	11	0
2022	Jaguars	17	17	84	1,108	13.2	49	8	5	11	2.2	5	0
2023	Jaguars	12	12	57	787	13.8	57	3	1	6	6.0	6	0
<b>NFL TOTALS</b>		<b>85</b>	<b>70</b>	<b>377</b>	<b>4,797</b>	<b>12.7</b>	<b>80T</b>	<b>28</b>	<b>22</b>	<b>159</b>	<b>7.2</b>	<b>28</b>	<b>0</b>

### CHRISTIAN KIRK'S NFL POSTSEASON RUSHING/RECEIVING STATISTICS

DATE	TEAM	RECEIVING							RUSHING				
		GP	GS	NO.	YDS.	AVG.	LG	TD	NO.	YDS.	AVG.	LG	TD
2021	Cardinals	1	0	6	51	8.5	23	0	0	0	0.0	0	0
2022	Jaguars	2	2	15	130	8.7	17	2	1	18	18.0	18	0
<b>NFL TOTALS</b>		<b>3</b>	<b>2</b>	<b>21</b>	<b>181</b>	<b>8.6</b>	<b>23</b>	<b>2</b>	<b>1</b>	<b>18</b>	<b>18.0</b>	<b>18</b>	<b>0</b>

### CHRISTIAN KIRK'S NFL REGULAR SEASON RETURN STATISTICS

DATE	TEAM	KICKOFF RETURNS					PUNT RETURNS					
		RET.	YDS.	AVG.	LG	TD	NO.	FC	YDS.	AVG.	LG	TD
2018	Cardinals	0	0	0.0	0	0	21	17	164	7.8	44	0
2019	Cardinals	0	0	0.0	0	0	7	6	39	5.6	20	0
2020	Cardinals	1	20	20.0	20	0	22	10	132	6.0	24	0
2021	Cardinals	0	0	0.0	0	0	1	6	-5	-5.0	0	0
2022	Jaguars	0	0	0.0	0	0	4	2	25	6.3	10	0
2023	Jaguars	0	0	0.0	0	0	2	3	27	13.5	15	0
<b>NFL TOTALS</b>		<b>1</b>	<b>20</b>	<b>20.0</b>	<b>20</b>	<b>0</b>	<b>57</b>	<b>44</b>	<b>382</b>	<b>6.7</b>	<b>44</b>	<b>0</b>

### CHRISTIAN KIRK'S NFL POSTSEASON RETURN STATISTICS

DATE	TEAM	KICKOFF RETURNS					PUNT RETURNS					
		RET.	YDS.	AVG.	LG	TD	NO.	FC	YDS.	AVG.	LG	TD
2021	Cardinals	0	0	0.0	0	0	1	1	0	0.0	0	0
2022	Jaguars	0	0	0.0	0	0	0	0	0	0.0	0	0
<b>NFL TOTALS</b>		<b>0</b>	<b>0</b>	<b>0.0</b>	<b>0</b>	<b>0</b>	<b>1</b>	<b>1</b>	<b>0</b>	<b>0.0</b>	<b>0</b>	<b>0</b>



### SINGLE-GAME HIGHS: RUSHING/RECEIVING

<b>Rush Attempts</b>	2 at Seattle Seahawks, Dec 22, 2019 1 at Buffalo Bills, Oct 08, 2023 ...19 more at 1.	<b>Kickoff Return Yards</b>	20 vs. Philadelphia Eagles, Dec 20, 2020
<b>Rushing Yards</b>	28 vs. Cleveland Browns, Dec 15, 2019 23 at Green Bay Packers, Dec 02, 2018	<b>Longest Kickoff Return</b>	20 vs. Philadelphia Eagles, Dec 20, 2020
<b>Longest Runs</b>	28 vs. Cleveland Browns, Dec 15, 2019 23 at Green Bay Packers, Dec 02, 2018	<b>Fair Catches</b>	5 vs. San Francisco 49ers, Oct 28, 2018 4 vs. Denver Broncos, Oct 18, 2018
<b>Receptions</b>	11 vs. Kansas City Chiefs, Sep 17, 2023 10 vs. Carolina Panthers, Sep 22, 2019	<b>Punt Return Yards</b>	77 at New York Giants, Dec 13, 2020 44 vs. Washington Redskins, Sep 09, 2018
<b>Receiving Yards</b>	138 at Tampa Bay Buccaneers, Nov 10, 2019 123 vs. Miami Dolphins, Nov 08, 2020	<b>Longest Punt Return</b>	44 vs. Washington Redskins, Sep 09, 2018 26 at Los Angeles Chargers, Nov 25, 2018
<b>Receiving Average</b>	28.7 vs. Los Angeles Rams, Dec 13, 2021 28.3 at San Francisco 49ers, Oct 07, 2018	<b>Punt Returns</b>	6 at New York Giants, Dec 13, 2020 4 vs. Denver Broncos, Oct 30, 2022 ...1 more at 4.
<b>Longest Receptions</b>	80t at Dallas Cowboys, Oct 19, 2020 75t at San Francisco 49ers, Oct 07, 2018	<b>Punt Return Average</b>	12.8 at New York Giants, Dec 13, 2020 9.5 vs. Oakland Raiders, Nov 18, 2018
<b>Receiving TDs</b>	3 at Tampa Bay Buccaneers, Nov 10, 2019 2 at Kansas City Chiefs, Nov 13, 2022 ...4 more at 2.	<b>Most TDs</b>	3 at Tampa Bay Buccaneers, Nov 10, 2019 2 at Kansas City Chiefs, Nov 13, 2022 ...4 more at 2.
<b>All-Purpose Yards</b>	138 at Tampa Bay Buccaneers, Nov 10, 2019 119 vs. San Francisco 49ers, Nov 12, 2023 ...1 more at 119.	<b>Miscellaneous Tackles</b>	1 vs. Indianapolis Colts, Oct 15, 2023 1 vs. Denver Broncos, Oct 30, 2022 ...3 more at 1.
<b>Kickoff Returns</b>	1 vs. Philadelphia Eagles, Dec 20, 2020		

### SINGLE-GAME HIGHS - POSTSEASON: RUSHING/RECEIVING

<b>Rush Attempts</b>	1 at Kansas City Chiefs, Jan 21, 2023	<b>Longest Receptions</b>	23 at Los Angeles Rams, Jan 17, 2022 17 vs. Los Angeles Chargers, Jan 14, 2023
<b>Rushing Yards</b>	18 at Kansas City Chiefs, Jan 21, 2023	<b>Receiving TDs</b>	1 at Kansas City Chiefs, Jan 21, 2023 1 vs. Los Angeles Chargers, Jan 14, 2023
<b>Longest Runs</b>	18 at Kansas City Chiefs, Jan 21, 2023	<b>All-Purpose Yards</b>	78 vs. Los Angeles Chargers, Jan 14, 2023 70 at Kansas City Chiefs, Jan 21, 2023
<b>Receptions</b>	8 vs. Los Angeles Chargers, Jan 14, 2023 7 at Kansas City Chiefs, Jan 21, 2023	<b>Fair Catches</b>	1 at Los Angeles Rams, Jan 17, 2022
<b>Receiving Yards</b>	78 vs. Los Angeles Chargers, Jan 14, 2023 52 at Kansas City Chiefs, Jan 21, 2023	<b>Punt Returns</b>	1 at Los Angeles Rams, Jan 17, 2022
<b>Receiving Average</b>	9.8 vs. Los Angeles Chargers, Jan 14, 2023 8.5 at Los Angeles Rams, Jan 17, 2022	<b>Most TDs</b>	1 at Kansas City Chiefs, Jan 21, 2023 1 vs. Los Angeles Chargers, Jan 14, 2023

### 100-YARD RECEIVING GAMES (9): REGULAR SEASON

DATE	TEAM	NO.	YDS.	AVG.	LG	TD
09/15/19	at Ravens	6	114	19.0	34	0
11/10/19	at Buccaneers	6	138	23.0	69t	3
11/08/20	DOLPHINS	5	123	24.6	56t	1
09/26/21	at Jaguars	7	104	14.9	33	0
09/11/22	at Commanders	6	117	19.5	49	0
11/13/22	at Chiefs	9	105	11.7	24	2
12/04/22	at Lions	6	104	17.3	37	0
09/17/23	CHIEFS	11	110	10.0	45	0
11/12/23	49ERS	6	104	17.3	39	0



**2023 GAME-BY-GAME REGULAR-SEASON STATISTICS (JAGUARS)**

DATE	OPPONENT	P/S	RECEIVING					RUSHING					W/L	SCORE	
			NO.	YDS.	AVG.	LG	TD	NO.	YDS.	AVG.	LG	TD			
09/10	at Colts	S	1	9	9.0	9	0	0	0	0.0	0	0	0	W	31-21
09/17	Chiefs	S	11	110	10.0	45	0	0	0	0.0	0	0	0	L	9-17
09/24	Texans	S	4	54	13.5	26t	1	0	0	0.0	0	0	0	L	17-37
10/01	Falcons	S	8	84	10.5	30	0	0	0	0.0	0	0	0	W	23-7
10/08	at Bills	S	6	78	13.0	30	0	1	6	6.0	6	0	0	W	25-20
10/15	Colts	S	3	49	16.3	29t	1	0	0	0.0	0	0	0	W	37-20
10/19	at Saints	S	6	90	15.0	44t	1	0	0	0.0	0	0	0	W	31-24
10/29	at Steelers	S	4	46	11.5	29	0	0	0	0.0	0	0	0	W	20-10
11/12	49ers	S	6	104	17.3	39	0	0	0	0.0	0	0	0	L	3-34
11/19	Titans	S	3	48	16.0	20	0	0	0	0.0	0	0	0	W	34-14
11/26	at Texans	S	4	89	22.3	57	0	0	0	0.0	0	0	0	W	24-21
12/04	Bengals	S	1	26	26.0	26	0	0	0	0.0	0	0	0	L	31-34+
12/10	at Browns													L	27-31
12/17	Ravens													L	7-23
12/24	at Buccaneers													L	12-30
12/31	Panthers													W	26-0
01/07	at Titans													L	20-28
<b>2023 TOTALS</b>		<b>12-12</b>	<b>57</b>	<b>787</b>	<b>13.8</b>	<b>57</b>	<b>3</b>	<b>1</b>	<b>6</b>	<b>6.0</b>	<b>6</b>	<b>0</b>	<b>0</b>	<b>9-8</b>	

+ - Overtime





# TYLER LACY | 93

**POSITION:** DEFENSIVE TACKLE  
**HT:** 6-4 | **WT:** 279 | **DOB:** 11-10-1999  
**COLLEGE:** OKLAHOMA STATE  
**HOMETOWN:** SACHSE, TEXAS  
**ACQ:** D4-'23  
**EXP:** 2nd YEAR

tylerlacy85  
 tylerlacy85

## KEY TRANSACTIONS

- Originally drafted by Jacksonville in the fourth round (130th overall) of the 2023 Draft

## PRO

### 2023 (Jaguars)

- Appeared in 15 games as a rookie... Finished the season with 12 tackles (five solo), three quarterback hits, one tackle for loss and one pass defended
- 12/24 at T.B.:** Recorded two solo tackles and one tackle for loss
- 12/10 at CLÉ:** Recorded one quarterback hit and one pass defended
- 11/12 vs. S.F.:** Assisted on three tackles and recorded one quarterback hit

## COLLEGE

- Started 44 career games and recorded 113 career tackles (59 solo), 11.5 sacks and three forced fumbles
- Was a three-time All-Big 12 Honorable Mention
- Participated in the 2023 Reese's Senior Bowl

## PERSONAL

- Majored in Sports Management

### TYLER LACY'S NFL REGULAR SEASON DEFENSIVE STATISTICS

DATE	TEAM	GP	GS	TACKLES							INTERCEPTIONS					O. FUMB				ST				MISC			
				TK	S	A	TFL	YDS	SK	YDS	QBH	NO	YDS	LG	TD	PD	FF	FR	TD	YDS	TK	S	A	FF	FR	S	A
2023	Jaguars	15	0	12	5	7	1	4	0.0	0.0	3	0	0	0	0	1	0	0	0	0	0	0	0	0	0	0	0
<b>NFL TOTALS</b>		<b>15</b>	<b>0</b>	<b>12</b>	<b>5</b>	<b>7</b>	<b>1</b>	<b>4</b>	<b>0.0</b>	<b>0.0</b>	<b>3</b>	<b>0</b>	<b>0</b>	<b>0</b>	<b>0</b>	<b>1</b>	<b>0</b>	<b>0</b>	<b>0</b>	<b>0</b>	<b>0</b>	<b>0</b>	<b>0</b>	<b>0</b>	<b>0</b>	<b>0</b>	<b>0</b>

### SINGLE-GAME HIGHS: DEFENSIVE

**Total Tackles** 3 vs. San Francisco 49ers, Nov 12, 2023  
 2 at Tampa Bay Buccaneers, Dec 24, 2023  
 ...1 more at 2.

**Tackles For Loss** 1 at Tampa Bay Buccaneers, Dec 24, 2023

**Solo Tackles** 2 at Tampa Bay Buccaneers, Dec 24, 2023  
 1 vs. Tennessee Titans, Nov 19, 2023  
 ...2 more at 1.





**2023 GAME-BY-GAME REGULAR-SEASON STATISTICS (JAGUARS)**

DATE	OPPONENT	P/S	TACKLES							INTERCEPTIONS					O. FUMB				ST				MISC		SCORE				
			TK	S	A	SK	YDS	TFL	YDS	QBH	NO	YDS	LG	TD	PD	FF	FR	TD	YDS	TK	S	A	FF	FR		S	A	W/L	
09/10	at Colts		ON INACTIVE LIST																									W	31-21
09/17	Chiefs	P	1	0	1	0.0	0.0	0	0	0	0	0	0	0	0	0	0	0	0	0	0	0	0	0	0	0	L	9-17	
09/24	Texans	P	0	0	0	0.0	0.0	0	0	0	0	0	0	0	0	0	0	0	0	0	0	0	0	0	0	0	L	17-37	
10/01	Falcons	P	0	0	0	0.0	0.0	0	0	0	0	0	0	0	0	0	0	0	0	0	0	0	0	0	0	0	W	23-7	
10/08	at Bills	P	1	1	0	0.0	0.0	0	0	0	0	0	0	0	0	0	0	0	0	0	0	0	0	0	0	0	W	25-20	
10/15	Colts	P	0	0	0	0.0	0.0	0	0	0	0	0	0	0	0	0	0	0	0	0	0	0	0	0	0	0	W	37-20	
10/19	at Saints	P	1	1	0	0.0	0.0	0	0	0	0	0	0	0	0	0	0	0	0	0	0	0	0	0	0	0	W	31-24	
10/29	at Steelers		ON INACTIVE LIST																									W	20-10
11/12	49ers	P	3	0	3	0.0	0.0	0	0	1	0	0	0	0	0	0	0	0	0	0	0	0	0	0	0	0	L	3-34	
11/19	Titans	P	2	1	1	0.0	0.0	0	0	0	0	0	0	0	0	0	0	0	0	0	0	0	0	0	0	0	W	34-14	
11/26	at Texans	P	0	0	0	0.0	0.0	0	0	0	0	0	0	0	0	0	0	0	0	0	0	0	0	0	0	0	W	24-21	
12/04	Bengals	P	0	0	0	0.0	0.0	0	0	0	0	0	0	0	0	0	0	0	0	0	0	0	0	0	0	0	L	31-34+	
12/10	at Browns	P	0	0	0	0.0	0.0	0	0	1	0	0	0	0	1	0	0	0	0	0	0	0	0	0	0	0	L	27-31	
12/17	Ravens	P	1	0	1	0.0	0.0	0	0	0	0	0	0	0	0	0	0	0	0	0	0	0	0	0	0	0	L	7-23	
12/24	at Buccaneers	P	2	2	0	0.0	0.0	1	4	0	0	0	0	0	0	0	0	0	0	0	0	0	0	0	0	0	L	12-30	
12/31	Panthers	P	1	0	1	0.0	0.0	0	0	0	0	0	0	0	0	0	0	0	0	0	0	0	0	0	0	0	W	26-0	
01/07	at Titans	P	0	0	0	0.0	0.0	0	0	1	0	0	0	0	0	0	0	0	0	0	0	0	0	0	0	0	L	20-28	
<b>2023 TOTALS</b>			<b>15-0</b>	<b>12</b>	<b>5</b>	<b>7</b>	<b>0.0</b>	<b>0.0</b>	<b>1</b>	<b>4</b>	<b>3</b>	<b>0</b>	<b>0</b>	<b>0</b>	<b>0</b>	<b>1</b>	<b>0</b>	<b>0</b>	<b>0</b>	<b>0</b>	<b>0</b>	<b>0</b>	<b>0</b>	<b>0</b>	<b>0</b>	<b>0</b>	<b>9-8</b>		

+ - Overtime





# TREVOR LAWRENCE | 16

**POSITION:** QUARTERBACK  
**HT:** 6-6 | **WT:** 220 | **DOB:** 10-6-1999  
**COLLEGE:** CLEMSON  
**HOMETOWN:** CARTERSVILLE, GA.  
**ACQ:** D1-'21  
**EXP:** 4th YEAR

 @Trevorlawrencee  
 @tlawrence16



## KEY TRANSACTIONS

- Originally drafted by Jacksonville in the first round (1st overall) in the 2021 draft
- Signed a contract extension with Jacksonville on 6/14/24

## PRO

Was named to the 2023 Pro Bowl Games

### 2023 (Jaguars)

- Was voted a team captain for the 2023 season
- Started in all 16 games he appeared in... He recorded 370 completions on 564 pass attempts for 4,016 yards and 21 touchdowns... Lawrence is the second quarterback in franchise history to record at least 300 completions in three consecutive seasons, and the only quarterback in franchise history to start his career with three seasons of at least 300 completions... Additionally, he posted 70 rushing attempts for 339 rushing yards and four touchdowns... His 339 rushing yards finished third in the NFL among quarterbacks who threw for at least 4,000 yards
- **1/7 at TEN:** Completed 29 of 43 passes for 280 yards and two touchdowns... Rushed three times for 10 yards... Surpassed 4,000 passing yards for the second consecutive year
- **11/26 at HOU:** Completed 23 passes on 38 attempts for 364 yards with one touchdown and one rushing touchdown... Recorded the most passing yards in a single game against the Texans in franchise history, passing QB Chad Henne (354) in Week 11 of the 2012 season... Set the second-most single-game passing yards in his career
- **11/19 vs. TEN:** Completed 24 passes for 262 yards and two touchdowns... Rushed for 17 yards and two touchdowns on five attempts... Eclipsed 10,000 total career passing yards becoming the third youngest player in NFL history to reach 10,000 passing yards... Marked the first time in franchise history a quarterback recorded two passing touchdowns and two rushing touchdowns in a single game... Named AFC Offensive Player of the Week
- **10/29 at PIT:** Completed 24 passes for 292 yards and a touchdown... Recorded his eighth consecutive game with at least 20 completions, setting a single-season franchise record... Posted the most completions by a Jaguar through Week 8 in team history

### 2022 (Jaguars)

- Was voted a team captain for the 2022 season
- Started all 17 regular season games and both playoff games... In the regular season he completed 387-of-584 passes for 4,113 yards and 25 touchdowns... His 4,113 passing yards ranked the ninth across the league and his 25 passing touchdowns ranked eighth... Had 62 rushing attempts for 291 yards and five touchdowns... In the postseason he completed 52-of-86 passes for 505 yards and five touchdowns and rushed four times for 34 yards... Despite only playing in two postseason games, Lawrence's five passing touchdowns tied with Cowboys Dak Prescott for second-most in the postseason only behind Chiefs QB Patrick Mahomes who completed seven passing touchdowns
- **1/14 vs. LAC:** Completed 28-of-47 passes for 288 yards and four TDs in his first postseason contest... Lawrence's four TDs were the most thrown by any player in franchise history in a postseason game... Became the youngest player in postseason history to throw four touchdowns in one game
- **12/11 at TEN:** Lawrence completed 30-of-42 passes for a career-high 368 yards, three passing touchdowns, one rushing touchdown, and a 121.9 rating... Lawrence surpassed 3,000 passing yards this season, becoming the first Jaguars QB to throw for at least 3,000 yards in each of the first two seasons of his career... Became the first player in franchise history with at least 300 passing yards, multiple passing touchdowns, and a rushing touchdown in a single game
- **11/27 vs. BAL:** Lawrence completed 29-of-37 passes for 321 yards and 3 TDs, including a TD to WR Marvin Jones Jr. with 14 seconds remaining and a completion to WR Zay Jones for the game-winning two-point conversion... Finished with a career-high 129.8 rating, marking the highest in franchise history among quarterbacks with 37 or more passing attempts... It marked his fourth career game-winning drive
- **11/6 vs. L.V.:** Completed 25-of-31 passes for 235 yards and one touchdown and a 109.0 QB rating... His 80.6 completion percentage was his third game over 80 percent, tying him with QB Mark Brunell and QB David Garrard for the most in franchise history... Rushed for a career-high 53 yards on six attempts

### 2021 (Jaguars)

- Voted a team captain for the 2021 season
- Finished his rookie season 359-of-602 for 3,641 passing yards and 12 touchdowns... Also compiled 334 rushing yards on 73 attempts and two touchdowns
- **1/9 vs. IND:** Completed 23-of-32 passes for 223 yards and two TDs for a career-high passer rating of 111.8... Completed his first 12 passes of the game and capped off Jacksonville's first drive with a 2-yard TD pass to WR Laquon Treadwell
- **9/12 at HOU:** Finished his Jaguars and NFL debut 28-of-51 for 332 yards, 3 TDs and 3 INTs... Lawrence's 332 yards passing was the fourth-



most by a rookie quarterback in their first start in NFL history... Lawrence is the only rookie in franchise history to throw for 300-plus yards and at least three TDs in a single game and is one of nine players in NFL history to throw for 300-plus yards and three TDs in their first career start

## COLLEGE

- Started 36 of 40 games in three years at Clemson (2018-20)
- His career 34-2 record as a starter is the third-best winning percentage by a starting quarterback with at least 30 career starts since Division I split in 1978
- Completed 758-of-1138 career passes (66.6 percent) for 10,098 yards with 90 touchdowns
- Became the first quarterback in Atlantic Coast Conference history to win three ACC Championship games and was only the sixth quarterback in ACC history to record at least 10,000 career passing yards
- One of only 19 players in Clemson history to be a three-time All-ACC Academic Team honoree
- Holds Clemson career records in career winning percentage (.944), pass efficiency rating (164.3), yards per passing attempt (8.87) and tied for the most wins against Top 25 opponents (nine)
- 2018 ACC Rookie of the Year, ACC Offensive Rookie of the Year, Second-Team All-ACC, AP ACC Newcomer of the Year and All-ACC Academic selection
- 2019 First-team All-ACC selection and second straight All-ACC Academic selection
- 2020 voted ACC Player of the Year, ACC Offensive Player of the Year and First-Team All-ACC honoree

## PERSONAL

- He and his wife Marissa are expecting their first child
- Lawrence was the first No. 1 overall selection in Jaguars history
- Married his longtime girlfriend, Marissa, on April 10, 2021 shortly before the 2021 NFL Draft
- One of 19 players in Clemson history to be a three-time All-ACC Academic Team honoree
- Started growing out his hair on a dare with three teammates during his freshman year of high school
- Has two dogs, Indi and Jones
- Favorite band is Queen

### TREVOR LAWRENCE'S NFL REGULAR SEASON PASSING STATISTICS

DATE	TEAM	GP	GS	ATT.	CMP.	PCT.	YDS	AVG.	TD	INT.	LG	SK	LST	RATE
2021	Jaguars	17	17	602	359	59.6	3,641	6.0	12	17	58	32	238	71.9
2022	Jaguars	17	17	584	387	66.3	4,113	7.0	25	8	59t	27	184	95.2
2023	Jaguars	16	16	564	370	65.6	4,016	7.1	21	14	65t	35	224	88.5
<b>TOTALS</b>		<b>50</b>	<b>50</b>	<b>1,750</b>	<b>1,116</b>	<b>63.8</b>	<b>11,770</b>	<b>6.7</b>	<b>58</b>	<b>39</b>	<b>65T</b>	<b>94</b>	<b>646</b>	<b>85.0</b>

### TREVOR LAWRENCE'S NFL POSTSEASON PASSING STATISTICS

DATE	TEAM	GP	GS	ATT.	CMP.	PCT.	YDS	AVG.	TD	INT.	LG	SK	LST	RATE
2022	Jaguars	2	2	86	52	60.5	505	5.9	5	5	39t	4	27	72.1
<b>TOTALS</b>		<b>2</b>	<b>2</b>	<b>86</b>	<b>52</b>	<b>60.5</b>	<b>505</b>	<b>5.9</b>	<b>5</b>	<b>5</b>	<b>39T</b>	<b>4</b>	<b>27</b>	<b>72.1</b>

### TREVOR LAWRENCE'S NFL REGULAR SEASON RUSHING STATISTICS

DATE	TEAM	NO.	YDS.	AVG.	LG	TD
2021	Jaguars	73	334	4.6	26	2
2022	Jaguars	62	291	4.7	24	5
2023	Jaguars	70	339	4.8	26	4
<b>TOTALS</b>		<b>205</b>	<b>964</b>	<b>4.7</b>	<b>26</b>	<b>11</b>

### TREVOR LAWRENCE'S NFL POSTSEASON RUSHING STATISTICS

DATE	TEAM	NO.	YDS.	AVG.	LG	TD
2022	Jaguars	4	34	8.5	12	0
<b>TOTALS</b>		<b>4</b>	<b>34</b>	<b>8.5</b>	<b>12</b>	<b>0</b>

### TREVOR LAWRENCE'S NFL REGULAR SEASON PASSING/RUSHING STATISTICS

DATE	TEAM	GP	GS	PASSING											RUSHING				
				ATT.	CMP.	PCT.	YDS	AVG.	TD	INT.	LG	SK	LST	RATE	NO.	YDS.	AVG.	LG	TD
2021	Jaguars	17	17	602	359	59.6	3,641	6.0	12	17	58	32	238	71.9	73	334	4.6	26	2
2022	Jaguars	17	17	584	387	66.3	4,113	7.0	25	8	59t	27	184	95.2	62	291	4.7	24	5
2023	Jaguars	16	16	564	370	65.6	4,016	7.1	21	14	65t	35	224	88.5	70	339	4.8	26	4
<b>TOTALS</b>		<b>50</b>	<b>50</b>	<b>1,750</b>	<b>1,116</b>	<b>63.8</b>	<b>11,770</b>	<b>6.7</b>	<b>58</b>	<b>39</b>	<b>65T</b>	<b>94</b>	<b>646</b>	<b>85.0</b>	<b>205</b>	<b>964</b>	<b>4.7</b>	<b>26</b>	<b>11</b>

### TREVOR LAWRENCE'S NFL POSTSEASON PASSING/RUSHING STATISTICS

DATE	TEAM	GP	GS	PASSING											RUSHING				
				ATT.	CMP.	PCT.	YDS	AVG.	TD	INT.	LG	SK	LST	RATE	NO.	YDS.	AVG.	LG	TD
2022	Jaguars	2	2	86	52	60.5	505	5.9	5	5	39t	4	27	72.1	4	34	8.5	12	0
<b>TOTALS</b>		<b>2</b>	<b>2</b>	<b>86</b>	<b>52</b>	<b>60.5</b>	<b>505</b>	<b>5.9</b>	<b>5</b>	<b>5</b>	<b>39T</b>	<b>4</b>	<b>27</b>	<b>72.1</b>	<b>4</b>	<b>34</b>	<b>8.5</b>	<b>12</b>	<b>0</b>



**SINGLE-GAME HIGHS: QUARTERBACK**

<b>Pass Attempts</b>	54 at Seattle Seahawks, Oct 31, 2021 51 at Houston Texans, Sep 12, 2021	<b>Passer Rating</b>	129.8 vs. Baltimore Ravens, Nov 27, 2022 125.4 vs. Cincinnati Bengals, Dec 04, 2023
<b>Pass Completions</b>	32 at Seattle Seahawks, Oct 31, 2021 30 at Tennessee Titans, Dec 11, 2022	<b>Rush Attempts</b>	10 vs. Indianapolis Colts, Jan 09, 2022 8 at New Orleans Saints, Oct 19, 2023 ...2 more at 8.
<b>Yards Passing</b>	368 at Tennessee Titans, Dec 11, 2022 364 at Houston Texans, Nov 26, 2023	<b>Rushing Yards</b>	59 at New Orleans Saints, Oct 19, 2023 53 vs. Las Vegas Raiders, Nov 06, 2022
<b>TD Passes</b>	4 vs. Dallas Cowboys, Dec 18, 2022 3 at Cleveland Browns, Dec 10, 2023 ...4 more at 3.	<b>Rushing Average</b>	7.4 at New Orleans Saints, Oct 19, 2023 7.3 at New York Jets, Dec 22, 2022
<b>Long Passes</b>	65t vs. Baltimore Ravens, Dec 17, 2023 59t at Tennessee Titans, Jan 07, 2024 ...1 more at 59.	<b>Longest Runs</b>	26 at New Orleans Saints, Oct 19, 2023 26 at New York Jets, Dec 26, 2021
<b>Completion Percentage</b>	90.9 at Indianapolis Colts, Oct 16, 2022 83.3 vs. Indianapolis Colts, Sep 18, 2022	<b>Rushing TDs</b>	2 vs. Tennessee Titans, Nov 19, 2023 2 at Indianapolis Colts, Oct 16, 2022

**SINGLE-GAME HIGHS - POSTSEASON: QUARTERBACK**

<b>Pass Attempts</b>	47 vs. Los Angeles Chargers, Jan 14, 2023 39 at Kansas City Chiefs, Jan 21, 2023	<b>Completion Percentage</b>	61.5 at Kansas City Chiefs, Jan 21, 2023 59.6 vs. Los Angeles Chargers, Jan 14, 2023
<b>Pass Completions</b>	28 vs. Los Angeles Chargers, Jan 14, 2023 24 at Kansas City Chiefs, Jan 21, 2023	<b>Passer Rating</b>	74.4 at Kansas City Chiefs, Jan 21, 2023 70.2 vs. Los Angeles Chargers, Jan 14, 2023
<b>Yards Passing</b>	288 vs. Los Angeles Chargers, Jan 14, 2023 217 at Kansas City Chiefs, Jan 21, 2023	<b>Rush Attempts</b>	3 at Kansas City Chiefs, Jan 21, 2023 1 vs. Los Angeles Chargers, Jan 14, 2023
<b>TD Passes</b>	4 vs. Los Angeles Chargers, Jan 14, 2023 1 at Kansas City Chiefs, Jan 21, 2023	<b>Rushing Yards</b>	26 at Kansas City Chiefs, Jan 21, 2023 8 vs. Los Angeles Chargers, Jan 14, 2023
<b>Long Passes</b>	39t vs. Los Angeles Chargers, Jan 14, 2023 37 at Kansas City Chiefs, Jan 21, 2023	<b>Longest Runs</b>	12 at Kansas City Chiefs, Jan 21, 2023 11 at Kansas City Chiefs, Jan 21, 2023

**300-YARD PASSING GAMES (8): REGULAR SEASON**

DATE	TEAM	NO.	YDS.	AVG.	LG	TD
09/12/21	at Texans	28	332	11.9	41t	3
10/17/21	DOLPHINS	25	319	12.8	29	1
10/23/22	GIANTS	22	310	14.1	34	0
11/27/22	RAVENS	29	321	11.1	29	3
12/11/22	at Titans	30	368	12.3	25	3
12/18/22	COWBOYS	27	318	11.8	59t	4
10/08/23	at Bills	25	315	12.6	32	1
11/26/23	at Texans	23	364	15.8	57	1

**2023 GAME-BY-GAME REGULAR-SEASON STATISTICS (JAGUARS)**

DATE	OPPONENT	P/S	PASSING											RUSHING					SCORE
			ATT	CMP	YDS	PCT	Y/A	Y/C	TD	INT	LG	SK/YD	RATE	ATT	YDS	LG	TD	W/L	
09/10	at Colts	S	32	24	241	75.0	7.5	10.0	2	1	29	2/4	103.8	7	21	11	0	W	31-21
09/17	Chiefs	S	41	22	216	53.7	5.3	9.8	0	0	45	4/18	68.8	5	26	18	0	L	9-17
09/24	Texans	S	40	27	279	67.5	7.0	10.3	1	1	28	0/0	85.3	3	12	8	0	L	17-37
10/01	Falcons	S	30	23	207	76.7	6.9	9.0	1	0	30t	2/12	105.8	8	42	22	0	W	23-7
10/08	at Bills	S	37	25	315	67.6	8.5	12.6	1	0	32	5/37	102.9	7	31	11	0	W	25-20
10/15	Colts	S	30	20	181	66.7	6.0	9.1	2	1	29t	3/33	91.1	3	15	8	0	W	37-20
10/19	at Saints	S	29	20	204	69.0	7.0	10.2	1	0	44t	0/0	100.4	8	59	26	0	W	31-24
10/29	at Steelers	S	32	24	292	75.0	9.1	12.2	1	1	56t	3/21	100.0	1	10	10	0	W	20-10
11/12	49ers	S	29	17	185	58.6	6.4	10.9	0	2	39	5/28	48.8	2	7	4	0	L	3-34
11/19	Titans	S	32	24	262	75.0	8.2	10.9	2	0	34	1/1	119.5	5	17	9t	2	W	34-14
11/26	at Texans	S	38	23	364	60.5	9.6	15.8	1	1	57	0/0	90.2	2	0	1t	1	W	24-21
12/04	Bengals	S	29	22	258	75.9	8.9	11.7	2	0	26	2/14	125.4	5	8	2	1	L	31-34+
12/10	at Browns	S	50	28	257	56.0	5.1	9.2	3	3	23	4/22	65.2	3	11	7	0	L	27-31
12/17	Ravens	S	43	25	264	58.1	6.1	10.6	1	0	65t	1/6	83.9	4	41	13	0	L	7-23
12/24	at Buccaneers	S	29	17	211	58.6	7.3	12.4	1	2	25	3/28	64.0	4	29	15	0	L	12-30
12/31	Panthers		ON INACTIVE LIST															W	26-0
01/07	at Titans	S	43	29	280	67.4	6.5	9.7	2	2	59t	0/0	81.5	3	10	8	0	L	20-28
<b>2023 TOTALS</b>			<b>16-16</b>	<b>564</b>	<b>370</b>	<b>4,016</b>	<b>65.6</b>	<b>7.1</b>	<b>10.9</b>	<b>21</b>	<b>14</b>	<b>65T</b>	<b>35/224</b>	<b>88.5</b>	<b>70</b>	<b>339</b>	<b>26</b>	<b>4</b>	<b>9-8</b>

+ - Overtime





# JEREMIAH LEDBETTER | 99

**POSITION:** DEFENSIVE TACKLE  
**HT:** 6-3 | **WT:** 299 | **DOB:** 5-29-1994  
**COLLEGE:** ARKANSAS  
**HOMETOWN:** GAINESVILLE, GA.  
**ACQ:** FA-'21  
**EXP:** 8th YEAR

 @leddy\_55  
 @leddy5455

## KEY TRANSACTIONS

- Originally selected by Detroit in the sixth round (205th overall) of the 2017 Draft
- Signed to Tampa Bay's practice squad on 9/3/18
- Signed to Baltimore's practice squad on 10/2/19
- Signed to Tampa Bay's practice squad on 10/22/19
- Signed to Arizona's practice squad on 9/3/21
- Signed to Jacksonville's practice squad on 11/1/21
- Signed to Jacksonville's active roster on 12/28/22
- Re-signed by Jacksonville on 3/13/24

## PRO

### 2023 (Jaguars)

- Saw action in all 17 games (two starts) and recorded 24 tackles (seven solo), one quarterback hit, one tackle for loss, one pass defended and one fumble recovery
- **12/10 at CLE:** Recorded four total tackles (two solo), one tackle for loss and one fumble recovery
- **10/15 vs. IND:** Made his first career start on the defensive line and posted three total tackles

### 2022 (Jaguars)

- Spent most of the season on the practice squad and saw action against the Jets in Week 16
- **12/22 at NYJ:** Saw action on defense

### 2021 (Jaguars)

- Spent the season on the practice squad

### 2020 (Buccaneers)

- Appeared in three games and recorded two tackles, including 1.0 sack, one tackle for loss and two QB hits

### 2019 (Ravens)

- Member of Ravens practice squad

### 2018 (Buccaneers)

- Appeared in one game and recorded one tackle

### 2017 (Lions)

- Played in 16 games and recorded six total tackles including 0.5 sack and four QB Hits

## COLLEGE

- In two seasons at Arkansas, compiled 104 tackles, including 15.0 for loss and 7.5 sacks... Started 25 of 26 games played
- Played two seasons at Hutchinson Community College (2013-14)... Finished his junior college career with 144 total tackles and 22.5 career sacks... His 22.5 career sacks ranks second in Blue Dragons history

## PERSONAL

- Father, Weldon, played running back at Oklahoma from 1979-82 and was selected in the seventh round of the 1983 NFL Draft by the Tampa Bay Buccaneers
- Cousin, Isaac Byrd, played wide receiver at Kansas and was a sixth-round selection by the Tennessee Titans in the 1997 NFL Draft





**JEREMIAH LEDBETTER'S NFL REGULAR SEASON DEFENSIVE STATISTICS**

DATE	TEAM	GP	TACKLES							INTERCEPTIONS						O. FUMB				ST				MISC				
			GS	TK	S	A	TFL	YDS	SK	YDS	QBH	NO	YDS	LG	TD	PD	FF	FR	TD	YDS	TK	S	A	FF	FR	S	A	
2017	Lions	16	0	14	6	8	0	0	0.5	1.5	4	0	0	0	0	0	0	0	0	0	0	0	0	0	0	0	0	0
2018	Buccaneers	1	0	1	1	0	0	0	0.0	0.0	0	0	0	0	0	0	0	0	0	0	0	0	0	0	0	0	0	
2019	Buccaneers	0	0	0	0	0	0	0	0.0	0.0	0	0	0	0	0	0	0	0	0	0	0	0	0	0	0	0	0	
2020	Buccaneers	3	0	3	2	1	1	11	1.0	11.0	2	0	0	0	0	0	0	0	0	0	0	0	0	0	0	0	0	
2021	Cardinals	0	0	0	0	0	0	0	0.0	0.0	0	0	0	0	0	0	0	0	0	0	0	0	0	0	0	0	0	
Went from Arizona to Jacksonville.																												
2021	Jaguars	0	0	0	0	0	0	0	0.0	0.0	0	0	0	0	0	0	0	0	0	0	0	0	0	0	0	0	0	
2021	TOTAL	0	0	0	0	0	0	0	0.0	0.0	0	0	0	0	0	0	0	0	0	0	0	0	0	0	0	0	0	
2022	Jaguars	1	0	0	0	0	0	0	0.0	0.0	1	0	0	0	0	0	0	0	0	0	0	0	0	0	0	0	0	
2023	Jaguars	17	2	24	7	17	1	0	0.0	0.0	1	0	0	0	0	0	1	0	1	0	0	0	0	0	0	0	0	
<b>NFL TOTALS</b>		<b>38</b>	<b>2</b>	<b>42</b>	<b>16</b>	<b>26</b>	<b>2</b>	<b>11</b>	<b>1.5</b>	<b>12.5</b>	<b>8</b>	<b>0</b>	<b>0</b>	<b>0</b>	<b>0</b>	<b>0</b>	<b>1</b>	<b>0</b>	<b>1</b>	<b>0</b>	<b>0</b>	<b>0</b>	<b>0</b>	<b>0</b>	<b>0</b>	<b>0</b>	<b>0</b>	

**SINGLE-GAME HIGHS: DEFENSIVE**

**Total Tackles** 4 at Cleveland Browns, Dec 10, 2023  
4 vs. Houston Texans, Sep 24, 2023

**Solo Tackles** 3 vs. Houston Texans, Sep 24, 2023  
2 vs. Baltimore Ravens, Dec 17, 2023  
...1 more at 2.

**Sacks** 1.0 at Detroit Lions, Dec 26, 2020  
0.5 at Chicago Bears, Nov 19, 2017

**Fumble Recoveries** 1 at Cleveland Browns, Dec 10, 2023

**Tackles For Loss** 1 at Cleveland Browns, Dec 10, 2023  
1 at Detroit Lions, Dec 26, 2020

**2023 GAME-BY-GAME REGULAR-SEASON STATISTICS (JAGUARS)**

DATE	OPPONENT	P/S	TACKLES							INTERCEPTIONS						O. FUMB				ST				MISC		SCORE		
			TK	S	A	SK	YDS	TFL	YDS	QBH	NO	YDS	LG	TD	PD	FF	FR	TD	YDS	TK	S	A	FF	FR	S		A	W/L
09/10	at Colts	P	1	0	1	0.0	0.0	0	0	0	0	0	0	0	0	0	0	0	0	0	0	0	0	0	0	0	W	31-21
09/17	Chiefs	P	0	0	0	0.0	0.0	0	0	0	0	0	0	0	0	0	0	0	0	0	0	0	0	0	0	0	L	9-17
09/24	Texans	P	4	3	1	0.0	0.0	0	0	0	0	0	0	0	0	0	0	0	0	0	0	0	0	0	0	0	L	17-37
10/01	Falcons	P	0	0	0	0.0	0.0	0	0	0	0	0	0	0	0	0	0	0	0	0	0	0	0	0	0	W	23-7	
10/08	at Bills	P	0	0	0	0.0	0.0	0	0	1	0	0	0	0	0	0	0	0	0	0	0	0	0	0	0	W	25-20	
10/15	Colts	S	3	0	3	0.0	0.0	0	0	0	0	0	0	0	0	0	0	0	0	0	0	0	0	0	0	W	37-20	
10/19	at Saints	S	3	0	3	0.0	0.0	0	0	0	0	0	0	0	0	0	0	0	0	0	0	0	0	0	0	W	31-24	
10/29	at Steelers	P	0	0	0	0.0	0.0	0	0	0	0	0	0	0	0	0	0	0	0	0	0	0	0	0	0	W	20-10	
11/12	49ers	P	2	0	2	0.0	0.0	0	0	0	0	0	0	0	0	0	0	0	0	0	0	0	0	0	0	L	3-34	
11/19	Titans	P	1	0	1	0.0	0.0	0	0	0	0	0	0	0	0	0	0	0	0	0	0	0	0	0	0	W	34-14	
11/26	at Texans	P	0	0	0	0.0	0.0	0	0	0	0	0	0	0	1	0	0	0	0	0	0	0	0	0	0	W	24-21	
12/04	Bengals	P	1	0	1	0.0	0.0	0	0	0	0	0	0	0	0	0	0	0	0	0	0	0	0	0	0	L	31-34+	
12/10	at Browns	P	4	2	2	0.0	0.0	1	0	0	0	0	0	0	0	1	0	0	0	0	0	0	0	0	0	L	27-31	
12/17	Ravens	P	2	2	0	0.0	0.0	0	0	0	0	0	0	0	0	0	0	0	0	0	0	0	0	0	0	L	7-23	
12/24	at Buccaneers	P	1	0	1	0.0	0.0	0	0	0	0	0	0	0	0	0	0	0	0	0	0	0	0	0	0	L	12-30	
12/31	Panthers	P	1	0	1	0.0	0.0	0	0	0	0	0	0	0	0	0	0	0	0	0	0	0	0	0	0	W	26-0	
01/07	at Titans	P	1	0	1	0.0	0.0	0	0	0	0	0	0	0	0	0	0	0	0	0	0	0	0	0	0	L	20-28	
<b>2023 TOTALS</b>		<b>17-2</b>	<b>24</b>	<b>7</b>	<b>17</b>	<b>0.0</b>	<b>0.0</b>	<b>1</b>	<b>0</b>	<b>1</b>	<b>0</b>	<b>0</b>	<b>0</b>	<b>0</b>	<b>1</b>	<b>0</b>	<b>1</b>	<b>0</b>	<b>0</b>	<b>0</b>	<b>0</b>	<b>0</b>	<b>0</b>	<b>0</b>	<b>0</b>	<b>0</b>	<b>9-8</b>	

+ - Overtime

**2020 GAME-BY-GAME POSTSEASON STATISTICS (BUCCANEERS)**

DATE	OPPONENT	P/S	TACKLES							INTERCEPTIONS						O. FUMB				ST				MISC		SCORE	
			TK	S	A	SK	YDS	TFL	YDS	QBH	NO	YDS	LG	TD	PD	FF	FR	TD	YDS	TK	S	A	FF	FR	S		A
01/09	at Football Team		ON INACTIVE LIST																							W	31-23
01/17	at Saints		ON INACTIVE LIST																							W	30-20
01/24	at Packers		ON INACTIVE LIST																							W	31-26
02/07	Chiefs		ON INACTIVE LIST																							W	31-9
<b>2020 TOTALS</b>			<b>0</b>	<b>0</b>	<b>0</b>	<b>0.0</b>	<b>0.0</b>	<b>0</b>	<b>0</b>	<b>0</b>	<b>0</b>	<b>0</b>	<b>0</b>	<b>0</b>	<b>0</b>	<b>0</b>	<b>0</b>	<b>0</b>	<b>0</b>	<b>0</b>	<b>0</b>	<b>0</b>	<b>0</b>	<b>0</b>	<b>0</b>	<b>0</b>	<b>4-0</b>





# CAM LITTLE | 39

POSITION: KICKER  
 HT: 6-1 | WT: 172 | DOB: 8-17-2003  
 COLLEGE: ARKANSAS  
 HOMETOWN: MOORE, OKLA.  
 ACQ: D6-'24  
 EXP: R

@cameronglittle  
 cameronglittle

## KEY TRANSACTIONS

- Originally drafted by Jacksonville in the sixth round (212th overall) in the 2024 draft

## COLLEGE

- Named 2023 First-Team All-SEC, 2022 Fall SEC Academic Honor Roll, 2021 Freshman All-American (PFF, FWAA, The Athletic), 2021 SEC All-Freshman Team (Coaches), and 2021 First-Year SEC Academic Honor Roll
- Converted 53 field goals on 64 attempts (82.8%) and converted 100% of his extra point attempts (129)... His 82.8 field goal percentage ranks first in school history
- Converted seven 50+ yard field goals which is the second most in school history

## PERSONAL

- Son of Ronda and Todd Little
- Rated as a five-star kicker and punter in 2020
- Often volunteers in support of the Down syndrome community

### CAM LITTLE'S COLLEGE KICKING STATISTICS

DATE	TEAM	GP	FGM	FGA	PCT.	LG	XP	XPA	PCT.	BLK	PTS
2021	Arkansas	13	20	24	83.3	51	46	46	100.0	0	106
2022	Arkansas	12	12	15	80.0	51	45	45	100.0	0	81
2023	Arkansas	12	20	24	83.3	56	33	33	100.0	0	93
<b>TOTALS</b>		<b>37</b>	<b>52</b>	<b>63</b>	<b>82.5</b>	<b>56</b>	<b>124</b>	<b>124</b>	<b>100.0</b>	<b>0</b>	<b>280</b>

### CAM LITTLE'S COLLEGE FIELD-GOAL ACCURACY STATISTICS

DATE	TEAM	1-19	PCT.	20-29	PCT.	30-39	PCT.	40-49	PCT.	50+	PCT.
2021	Arkansas	0-0	0.0	7-7	100.0	6-7	85.7	6-7	85.7	1-3	33.3
2022	Arkansas	0-0	0.0	4-4	100.0	5-5	100.0	1-3	33.3	2-3	66.7
2023	Arkansas	0-0	0.0	7-7	100.0	4-5	80.0	5-7	71.4	4-5	80.0
<b>TOTALS</b>		<b>0-0</b>	<b>0.0</b>	<b>18-18</b>	<b>100.0</b>	<b>15-17</b>	<b>88.2</b>	<b>12-17</b>	<b>70.6</b>	<b>7-11</b>	<b>63.6</b>

### COLLEGE 2023 GAME-BY-GAME STATISTICS (ARKANSAS)

DATE	OPPONENT	P	FIELD GOALS				EXTRA POINTS				PTS	W/L	SCORE
			FGM	FGA	PCT	LG	XP	XPA	PCT	BLK			
09/02	Western Caro.	P	0	0	0.0	0	8	8	100.0	0	8	W	56-13
09/09	Kent St.	P	0	0	0.0	0	4	4	100.0	0	4	W	7-3
09/16	BYU	P	1	2	50.0	26	4	4	100.0	0	7	L	31-38
09/23	at LSU	P	3	3	100.0	40	2	2	100.0	0	11	L	31-34
09/30	at Texas A&M	P	3	3	100.0	52	1	1	100.0	0	10	L	22-34
10/07	at Ole Miss	P	2	2	100.0	56	2	2	100.0	0	8	L	20-27
10/14	at Alabama	P	2	2	100.0	55	1	1	100.0	0	7	L	21-24
10/21	Mississippi St.	P	1	1	100.0	24	0	0	0.0	0	3	L	3-7
11/04	at Florida	P	4	5	80.0	49	3	3	100.0	0	15	W	39-36
11/11	Auburn	P	1	1	100.0	39	1	1	100.0	0	4	L	10-48
11/18	FIU	P	3	5	60.0	41	5	5	100.0	0	14	W	44-20
11/24	Missouri	P	0	0	0.0	0	2	2	100.0	0	2	L	14-48
<b>2023 TOTALS</b>			<b>12</b>	<b>20</b>	<b>24</b>	<b>83.3</b>	<b>56</b>	<b>33</b>	<b>33</b>	<b>100.0</b>	<b>0</b>	<b>93</b>	<b>4-8</b>





# WALKER LITTLE | 72

**POSITION:** OFFENSIVE LINEMAN  
**HT:** 6-7 | **WT:** 325 | **DOB:** 4-1-1999  
**COLLEGE:** STANFORD  
**HOMETOWN:** HOUSTON, TEXAS  
**ACQ:** D2-'21  
**EXP:** 4th YEAR

@walkerlittle45  
 @walker\_little

## KEY TRANSACTIONS

- Originally drafted by Jacksonville in the second round (45th overall) in the 2021 draft

## PRO

### 2023 (Jaguars)

- Saw action in 14 games with 11 starts... Seven starts at left tackle and four at left guard
- 11/26 at HOU:** Started at left guard and played all 76 offensive snaps... Switched to left tackle in the first quarter due to an injury on the offensive line... Saw action on special teams
- 9/24 vs. HOU:** Started at left tackle and played all 73 offensive snaps and five special teams snaps
- 9/10 at IND:** Started at left tackle and played all 70 offensive snaps and five special teams snaps

### 2022 (Jaguars)

- Saw action in all 17 regular season games with three starts and started both postseason games
- 1/14 vs. LAC:** Started at left tackle and played all 74 offensive snaps and three special teams snaps
- 12/22 at NYJ:** Started at left tackle and played all 72 offensive snaps and six special teams snaps

### 2021 (Jaguars)

- Appeared in nine games with three starts as a rookie
- 1/9 vs. IND:** Started at left tackle and played all 68 offensive snaps
- 11/7 vs. BUF:** Started at left tackle for the first time in his career and played all 61 offensive snaps... Replaced an injured Cam Robinson
- 10/17 vs. MIA:** Saw action on RB James Robinson's 1-yard touchdown run in the second quarter... Helped Robinson score a rushing TD in his fourth straight game

## COLLEGE

- Started 13 games in 2018 and earned All-Pac 12 First Team honors as a sophomore in 2018 prior to missing the 2019 season (knee injury)
- Opted out of the 2020 season due to COVID-19
- Voted Pac-12 Freshman Co-Offensive Player of the year as well as All-Pac-12 honorable mention in 2017
- Helped Bryce Love set single-game school record with 301 rushing yards (vs. Arizona State) in third career start
- Stanford's first true freshman to start at left tackle since 2000 (Kirk Chambers)

## PERSONAL

- Is one-quarter Jamaican from his maternal grandmother and has visited Jamaica throughout his high school and college years
- Led his high school (Episcopal) to a state title in 2014
- Grandfather, Gene Little, played football at Rice and professionally for the New York Giants
- Uncle, Jack Little, played football at Texas A&M and professionally for the Baltimore Colts

### WALKER LITTLE'S NFL REGULAR SEASON STATISTICS

DATE	TEAM	GP	GS
2021	Jaguars	9	3
2022	Jaguars	17	3
2023	Jaguars	14	11
<b>NFL TOTALS</b>		<b>40</b>	<b>17</b>

### WALKER LITTLE'S NFL POSTSEASON STATISTICS

DATE	TEAM	GP	GS
2022	Jaguars	2	2
<b>NFL TOTALS</b>		<b>2</b>	<b>2</b>



**2023 GAME-BY-GAME REGULAR-SEASON STATISTICS (JAGUARS)**

DATE	OPPONENT	P/S		W/L	SCORE
09/10	at Colts	S		W	31-21
09/17	Chiefs	S		L	9-17
09/24	Texans	S		L	17-37
10/01	Falcons	S		W	23-7
10/08	at Bills	S		W	25-20
10/15	Colts		ON INACTIVE LIST	W	37-20
10/19	at Saints		INACTIVE	W	31-24
10/29	at Steelers	P		W	20-10
11/12	49ers	S		L	3-34
11/19	Titans	S		W	34-14
11/26	at Texans	S		W	24-21
12/04	Bengals	S		L	31-34+
12/10	at Browns		ON INACTIVE LIST	L	27-31
12/17	Ravens	S		L	7-23
12/24	at Buccaneers	S		L	12-30
12/31	Panthers	P		W	26-0
01/07	at Titans	P		L	20-28
<b>2023 TOTALS</b>		<b>14-11</b>		<b>9-8</b>	

+ - Overtime





# DEVIN LLOYD | 33

**POSITION:** LINEBACKER  
**HT:** 6-3 | **WT:** 235 | **DOB:** 9-30-1998  
**COLLEGE:** UTAH  
**HOMETOWN:** CHULA VISTA, CALIF.  
**ACQ:** D1-'22  
**EXP:** 3rd YEAR

@DevinLloyd\_  
 @devinlloyd\_

## KEY TRANSACTIONS

- Originally drafted by Jacksonville in the first round (27th overall) in the 2022 draft

## PRO

### 2023 (Jaguars)

- Played in and started 15 games... Recorded 127 tackles (75 solo), seven passes defended, two tackles for loss, two fumble recoveries and one quarterback hit
- 11/26 at HOU:** Recorded eight total tackles (six solo) with one tackle for loss and one pass defended... Achieved 100 career solo tackles
- 11/12 vs. S.F.:** Recorded 10 total tackles (seven solo) and saw action on special teams... Tied for the third-most single-game tackles against the 49ers in team history
- 9/10 at IND:** Started at linebacker and recorded his third career fumble recovery in the season debut

### 2022 (Jaguars)

- Started 15 out of 17 regular season games and started both postseason games... In the regular season he posted 115 tackles (59 solo), eight passes defended, three interceptions, and two fumble recoveries... In the postseason he posted 13 tackles (seven solo), two quarterback hits, one tackle for loss, and one pass defended... Lloyd's three interceptions tied for the most interceptions by a linebacker in the 2022 season
- Voted the Defensive Rookie of the Month for September after posting 24 total tackles, six passes defended and two interceptions
- 10/2 at PHI:** Started at linebacker and recorded a career-high 14 tackles (four solo)
- 9/25 at LAC:** Posted an INT in his second consecutive game and is leading all NFL rookies in INTs... He is the first rookie in franchise history to record two INTs in their first three career games... Recorded seven tackles (five solo) and three passes defended
- 9/18 vs. IND:** Recorded a team-high six tackles (three solo) and one pass defended... Posted his first career interception in his second career game
- 9/11 at WAS:** Started at linebacker and recorded a team-high 11 tackles (8 solo) in his NFL debut... 11 tackles is the most by a player in his NFL debut since LB Devin Bush recorded 11 tackles in 2019

## COLLEGE

- 47 career games as a Ute with 32 starts
- 2021 Consensus All-America, the tenth such Ute in program history
- Finished his career with 43 tackles for loss, fourth-most in program history
- Tied for second-most TFLs in a season (22 in 2021)
- Finished the 2021 season as the only active Pac-12 player with three career interception return TDs
- One of six Utes all-time with three-plus career interception return TDs
- Three games in 2021 with a 90-plus grade by PFF, leading all linebackers nationally
- Ten career All-America accolades, including eight First Team honors in 2021
- Two-time Butkus Award Finalist (2020, 2021)

## PERSONAL

- In July 2024, participated on a mission trip to Zimbabwe
- Attended the 2023 UK Player Tour with WR Jamal Agnew, OLB Josh Hines-Allen, and six other players from different teams around the league
- Son of Joe Lloyd and Ronyta Johnson
- Both his mother and his father served in the military
- Communications major
- Born in Kansas City

## DEVIN LLOYD'S NFL REGULAR SEASON DEFENSIVE STATISTICS

DATE	TEAM	GP	GS	TK	S	TACKLES				INTERCEPTIONS					O. FUMB				ST				MISC					
						A	TFL	YDS	SK	YDS	QBH	NO	YDS	LG	TD	PD	FF	FR	TD	YDS	TK	S	A	FF	FR	S	A	
2022	Jaguars	17	15	115	59	56	0	0.0	0.0	2	3	42	19	0	8	0	2	0	28	0	0	0	0	0	0	0	0	0
2023	Jaguars	15	15	127	75	52	2	3	0.0	0.0	1	0	0	0	7	0	2	0	13	0	0	0	0	0	0	0	0	0
<b>NFL TOTALS</b>		<b>32</b>	<b>30</b>	<b>242</b>	<b>134</b>	<b>108</b>	<b>2</b>	<b>3</b>	<b>0.0</b>	<b>0.0</b>	<b>3</b>	<b>3</b>	<b>42</b>	<b>19</b>	<b>0</b>	<b>15</b>	<b>0</b>	<b>41</b>	<b>0</b>	<b>0</b>	<b>0</b>	<b>0</b>	<b>0</b>	<b>0</b>	<b>0</b>	<b>0</b>	<b>0</b>	<b>0</b>





DEVIN LLOYD'S NFL POSTSEASON DEFENSIVE STATISTICS

DATE	TEAM	GP	TACKLES								INTERCEPTIONS						O. FUMB				ST				MISC		
			GS	TK	S	A	TFL	YDS	SK	YDS	QBH	NO	YDS	LG	TD	PD	FF	FR	TD	YDS	TK	S	A	FF	FR	S	A
2022	Jaguars	2	2	13	7	6	1	0	0.0	0.0	2	0	0	0	0	1	0	0	0	0	0	0	0	0	0	0	0
<b>NFL TOTALS</b>		<b>2</b>	<b>2</b>	<b>13</b>	<b>7</b>	<b>6</b>	<b>1</b>	<b>0</b>	<b>0.0</b>	<b>0.0</b>	<b>2</b>	<b>0</b>	<b>0</b>	<b>0</b>	<b>0</b>	<b>1</b>	<b>0</b>	<b>0</b>	<b>0</b>	<b>0</b>	<b>0</b>	<b>0</b>	<b>0</b>	<b>0</b>	<b>0</b>	<b>0</b>	

SINGLE-GAME HIGHS: DEFENSIVE

<b>Total Tackles</b>	14 at Philadelphia Eagles, Oct 02, 2022 11 vs. Baltimore Ravens, Dec 17, 2023 ...7 more at 11.	<b>Tackles For Loss</b>	1 at Tampa Bay Buccaneers, Dec 24, 2023 1 at Houston Texans, Nov 26, 2023
<b>Solo Tackles</b>	8 vs. Baltimore Ravens, Dec 17, 2023 8 vs. Cincinnati Bengals, Dec 04, 2023 ...1 more at 8.	<b>Interceptions</b>	1 at New York Jets, Dec 22, 2022 1 at Los Angeles Chargers, Sep 25, 2022 ...1 more at 1.
<b>Passes Defensed</b>	3 at Los Angeles Chargers, Sep 25, 2022 3 vs. Indianapolis Colts, Sep 18, 2022	<b>Interception Return Yards</b>	19 at New York Jets, Dec 22, 2022 13 vs. Indianapolis Colts, Sep 18, 2022
<b>Fumble Recoveries</b>	1 at Cleveland Browns, Dec 10, 2023 1 at Indianapolis Colts, Sep 10, 2023 ...2 more at 1.	<b>Longest Opp Fumble Return</b>	17 at Kansas City Chiefs, Nov 13, 2022 13 at Cleveland Browns, Dec 10, 2023

SINGLE-GAME HIGHS - POSTSEASON: DEFENSIVE

<b>Total Tackles</b>	8 at Kansas City Chiefs, Jan 21, 2023 5 vs. Los Angeles Chargers, Jan 14, 2023	<b>Passes Defensed</b>	1 vs. Los Angeles Chargers, Jan 14, 2023
<b>Solo Tackles</b>	4 vs. Los Angeles Chargers, Jan 14, 2023 3 at Kansas City Chiefs, Jan 21, 2023	<b>Tackles For Loss</b>	1 vs. Los Angeles Chargers, Jan 14, 2023

2023 GAME-BY-GAME REGULAR-SEASON STATISTICS (JAGUARS)

DATE	OPPONENT	P/S	TACKLES								INTERCEPTIONS						O. FUMB				ST				MISC		W/L	SCORE
			TK	S	A	SK	YDS	TFL	YDS	QBH	NO	YDS	LG	TD	PD	FF	FR	TD	YDS	TK	S	A	FF	FR	S	A		
09/10	at Colts	S	3	1	2	0.0	0.0	0	0	0	0	0	0	0	0	0	1	0	0	0	0	0	0	0	0	0	W	31-21
09/17	Chiefs	S	11	5	6	0.0	0.0	0	0	0	0	0	0	0	2	0	0	0	0	0	0	0	0	0	0	0	L	9-17
09/24	Texans	S	5	2	3	0.0	0.0	0	0	0	0	0	0	0	1	0	0	0	0	0	0	0	0	0	0	0	L	17-37
10/01	Falcons		ON INACTIVE LIST																								W	23-7
10/08	at Bills		ON INACTIVE LIST																								W	25-20
10/15	Colts	S	9	7	2	0.0	0.0	0	0	0	0	0	0	0	2	0	0	0	0	0	0	0	0	0	0	0	W	37-20
10/19	at Saints	S	11	5	6	0.0	0.0	0	0	0	0	0	0	0	1	0	0	0	0	0	0	0	0	0	0	0	W	31-24
10/29	at Steelers	S	9	7	2	0.0	0.0	0	0	0	0	0	0	0	0	0	0	0	0	0	0	0	0	0	0	0	W	20-10
11/12	49ers	S	10	7	3	0.0	0.0	0	0	0	0	0	0	0	0	0	0	0	0	0	0	0	0	0	0	0	L	3-34
11/19	Titans	S	11	5	6	0.0	0.0	0	0	0	0	0	0	0	0	0	0	0	0	0	0	0	0	0	0	0	W	34-14
11/26	at Texans	S	8	6	2	0.0	0.0	1	1	0	0	0	0	0	1	0	0	0	0	0	0	0	0	0	0	0	W	24-21
12/04	Bengals	S	11	8	3	0.0	0.0	0	0	0	0	0	0	0	0	0	0	0	0	0	0	0	0	0	0	0	L	31-34+
12/10	at Browns	S	11	4	7	0.0	0.0	0	0	0	0	0	0	0	0	0	1	0	13	0	0	0	0	0	0	0	L	27-31
12/17	Ravens	S	11	8	3	0.0	0.0	0	0	0	0	0	0	0	0	0	0	0	0	0	0	0	0	0	0	0	L	7-23
12/24	at Buccaneers	S	5	3	2	0.0	0.0	1	2	0	0	0	0	0	0	0	0	0	0	0	0	0	0	0	0	0	L	12-30
12/31	Panthers	S	6	3	3	0.0	0.0	0	0	0	0	0	0	0	0	0	0	0	0	0	0	0	0	0	0	0	W	26-0
01/07	at Titans	S	6	4	2	0.0	0.0	0	0	1	0	0	0	0	0	0	0	0	0	0	0	0	0	0	0	0	L	20-28
<b>2023 TOTALS</b>		<b>15-15</b>	<b>127</b>	<b>75</b>	<b>52</b>	<b>0.0</b>	<b>0.0</b>	<b>2</b>	<b>3</b>	<b>1</b>	<b>0</b>	<b>0</b>	<b>0</b>	<b>0</b>	<b>7</b>	<b>0</b>	<b>2</b>	<b>0</b>	<b>13</b>	<b>0</b>	<b>0</b>	<b>0</b>	<b>0</b>	<b>0</b>	<b>0</b>	<b>0</b>	<b>9-8</b>	

+ - Overtime





# JONATHAN MARSHALL | 96

**POSITION:** DEFENSIVE TACKLE  
**HT:** 6-3 | **WT:** 310 | **DOB:** 9-16-1997  
**COLLEGE:** ARKANSAS  
**HOMETOWN:** SHEPHERD, TX  
**ACQ:** FA-'24  
**EXP:** 4th YEAR



## KEY TRANSACTIONS

- Originally selected by the New York Jets in the sixth round (207th overall) of the 2021 NFL Draft
- Signed to the New York Jets practice squad on 8/31/22
- Signed to Pittsburgh's practice squad on 12/14/22
- Signed with Pittsburgh on 1/17/24
- Signed with Jacksonville on 8/6/24

## PRO

### 2023 (Steelers)

- Spent the season on the practice squad

### 2022 (Jets, Steelers)

- Spent the majority of the season on the Jets practice squad before signing to the Steelers practice squad on 12/14

### 2021 (Jets)

- Appeared in four games
- **12/19 at MIA:** Recorded two tackles and one quarterback hit

## COLLEGE

- Played in 45 games for Arkansas (2017-20)
- As a senior, recorded 35 tackles, including 6.5 tackles for loss for the second-most on the team
- Led the Hogs with four quarterback hurries and registered a team-high 29 QB pressures in 2020
- Had six-straight games with a tackle for loss in 2020
- Recorded 17 tackles, eight solo, including 4.5 for loss with half-a-sack against Missouri in 2019

## PERSONAL

- Attended Shepherd (Texas)
- A consensus three-star recruit by ESPN, Rivals, Scout and 247Sports
- Ranked as the No. 17 strong-side defensive end in the country and the No. 374 overall recruit by 247Sports
- Top 50 player in the state of Texas by 247Sports and No. 77 by ESPN
- Rated as the No. 57 defensive end by ESPN and No. 59 by Scout
- Earned 4A All-State second team honors from Texas Associated Press Sports Editors as a senior in 2015 under the guidance of head coach Chip Keel
- Named the District 8-4A Division II Defensive MVP
- Produced 71 tackles, 21 tackles for loss and 10 sacks as a junior ... Named to the 8-4A All-District second team in 2014
- Earned District 22-3A Newcomer of the Year as a sophomore after 22 of his 39 tackles went for a loss, highlighted by five sacks
- Four-year letter winner in basketball
- Cousin, Cedric Reed, played for the Buffalo Bills and Miami Dolphins
- Relative, Cedric Hardman, was the ninth overall pick of the 1970 NFL Draft by the San Francisco 49ers and is currently the franchise's all-time leader with 112.5 sacks

## JONATHAN MARSHALL'S NFL REGULAR SEASON DEFENSIVE STATISTICS

DATE	TEAM	GP	TACKLES							INTERCEPTIONS						O. FUMB				ST				MISC			
			GS	TK	S	A	TFL	YDS	SK	YDS	QBH	NO	YDS	LG	TD	PD	FF	FR	TD	YDS	TK	S	A	FF	FR	S	A
2021	Jets	4	0	2	1	1	0	0	0.0	0.0	1	0	0	0	0	0	0	0	0	0	0	0	0	0	0	0	0
2022	Jets	0	0	0	0	0	0	0	0.0	0.0	0	0	0	0	0	0	0	0	0	0	0	0	0	0	0	0	
2023	Steelers	0	0	0	0	0	0	0	0.0	0.0	0	0	0	0	0	0	0	0	0	0	0	0	0	0	0	0	
<b>NFL TOTALS</b>		<b>4</b>	<b>0</b>	<b>2</b>	<b>1</b>	<b>1</b>	<b>0</b>	<b>0</b>	<b>0.0</b>	<b>0.0</b>	<b>1</b>	<b>0</b>	<b>0</b>	<b>0</b>	<b>0</b>	<b>0</b>	<b>0</b>	<b>0</b>	<b>0</b>	<b>0</b>	<b>0</b>	<b>0</b>	<b>0</b>	<b>0</b>	<b>0</b>	<b>0</b>	



**JONATHAN MARSHALL'S NFL POSTSEASON DEFENSIVE STATISTICS**

DATE	TEAM	GP	TACKLES							INTERCEPTIONS						O. FUMB				ST				MISC			
			GS	TK	S	A	TFL	YDS	SK	YDS	QBH	NO	YDS	LG	TD	PD	FF	FR	TD	YDS	TK	S	A	FF	FR	S	A
2023	Steelers	0	0	0	0	0	0	0	0	0.0	0.0	0	0	0	0	0	0	0	0	0	0	0	0	0	0	0	0
<b>NFL TOTALS</b>		<b>0</b>	<b>0</b>	<b>0</b>	<b>0</b>	<b>0</b>	<b>0</b>	<b>0</b>	<b>0</b>	<b>0.0</b>	<b>0.0</b>	<b>0</b>	<b>0</b>	<b>0</b>	<b>0</b>	<b>0</b>	<b>0</b>	<b>0</b>	<b>0</b>	<b>0</b>	<b>0</b>	<b>0</b>	<b>0</b>	<b>0</b>	<b>0</b>	<b>0</b>	

**SINGLE-GAME HIGHS: DEFENSIVE**

**Total Tackles**      2 at Miami Dolphins, Dec 19, 2021                      **Solo Tackles**      1 at Miami Dolphins, Dec 19, 2021

**2023 GAME-BY-GAME REGULAR-SEASON STATISTICS (STEELERS)**

DATE	OPPONENT	P/S	TACKLES							INTERCEPTIONS						O. FUMB				ST				MISC		W/L	SCORE		
			TK	S	A	SK	YDS	TFL	YDS	QBH	NO	YDS	LG	TD	PD	FF	FR	TD	YDS	TK	S	A	FF	FR	S			A	
09/10	49ers																									L	7-30		
09/18	Browns																									W	26-22		
09/24	at Raiders																									W	23-18		
10/01	at Texans																									L	6-30		
10/08	Ravens																									W	17-10		
10/22	at Rams																									W	24-17		
10/29	Jaguars																									L	10-20		
11/02	Titans																									W	20-16		
11/12	Packers																									W	23-19		
11/19	at Browns																									L	10-13		
11/26	at Bengals																									W	16-10		
12/03	Cardinals																									L	10-24		
12/07	Patriots																									L	18-21		
12/16	at Colts																									L	13-30		
12/23	Bengals																									W	34-11		
12/31	at Seahawks																									W	30-23		
01/06	at Ravens																									W	17-10		
<b>2023 TOTALS</b>			<b>0</b>	<b>0</b>	<b>0</b>	<b>0.0</b>	<b>0.0</b>	<b>0</b>	<b>0</b>	<b>0</b>	<b>0</b>	<b>0</b>	<b>0</b>	<b>0</b>	<b>0</b>	<b>0</b>	<b>0</b>	<b>0</b>	<b>0</b>	<b>0</b>	<b>0</b>	<b>0</b>	<b>0</b>	<b>0</b>	<b>0</b>	<b>0</b>	<b>0</b>	<b>0</b>	<b>10-7</b>

**2023 GAME-BY-GAME POSTSEASON STATISTICS (STEELERS)**

DATE	OPPONENT	P/S	TACKLES							INTERCEPTIONS						O. FUMB				ST				MISC		W/L	SCORE		
			TK	S	A	SK	YDS	TFL	YDS	QBH	NO	YDS	LG	TD	PD	FF	FR	TD	YDS	TK	S	A	FF	FR	S			A	
01/15	at Bills																										L	17-31	
<b>2023 TOTALS</b>			<b>0</b>	<b>0</b>	<b>0</b>	<b>0.0</b>	<b>0.0</b>	<b>0</b>	<b>0</b>	<b>0</b>	<b>0</b>	<b>0</b>	<b>0</b>	<b>0</b>	<b>0</b>	<b>0</b>	<b>0</b>	<b>0</b>	<b>0</b>	<b>0</b>	<b>0</b>	<b>0</b>	<b>0</b>	<b>0</b>	<b>0</b>	<b>0</b>	<b>0</b>	<b>0</b>	<b>0-1</b>





# ROSS MATISCIK | 46

**POSITION:** LONG SNAPPER  
**HT:** 6-0 | **WT:** 240 | **DOB:** 9-13-1996  
**COLLEGE:** BAYLOR  
**HOMETOWN:** MCKINNEY, TEXAS  
**ACQ:** FA-'20  
**EXP:** 5th YEAR

@rossmaticcik  
 @ross\_maticcik



## KEY TRANSACTIONS

- Originally signed by Jacksonville as a rookie free agent on 4/28/20

## PRO

### 2023 (Jaguars)

- Saw action in all 17 games and was named to the Associated Press All-Pro First Team and Pro Bowl Games for the first time in his career... On special teams, he totaled eight tackles, one forced fumble, and one fumble recovery... After recording one fumble and one fumble recovery in Week 11, he became the first long snapper since 49ers Brian Jennings in 2005 to record a forced fumble and a fumble recovery in the same game... His eight solo tackles on special teams led the NFL among long snappers
- 12/10 at CLE:** Served as team's long snapper on 10 special teams snaps... Posted two tackles on special teams... Holds the most solo tackles by a long snapper in the NFL
- 11/19 vs. TEN:** Recorded one tackle, one forced fumble and one fumble recovery on special teams... Became the first long snapper since 49ers' LS Brian Jennings (2005) to record a forced fumble and a fumble recovery in a single game
- 9/17 vs. K.C.:** Served as team's long snapper on eight special teams snaps and recorded one special teams tackle

### 2022 (Jaguars)

- Handled long snapping duties in all 17 regular season games and both postseason games... He recorded four special teams tackles (one solo)
- 12/11 at TEN:** Served as team's long snapper on six special teams snaps and recorded one special teams tackle
- 12/4 at DET:** Served as team's long snapper on five special teams snaps and recorded one special teams tackle
- 10/16 at IND:** Served as team's long snapper on six special teams snaps and recorded one special teams tackle

### 2021 (Jaguars)

- Handled long snapping duties in all 17 games in 2021
- 10/17 vs. MIA:** Handled long snapping duties, helping K Matthew Wright convert on the game-tying 54-yard and game-winning 53-yard field goals
- 9/19 vs. DEN:** Served as team's long snapper and recorded one special teams tackle on a punt return

### 2020 (Jaguars)

- Handled the team's long snapping duties in all 16 games of the season
- 9/13 vs. IND:** Served as the team's long snapper in NFL debut

## COLLEGE

- Appeared in 52 games throughout his college career, seeing time as a long snapper for punts and placekicks, while also appearing at linebacker
- Played in 14 games in 2019, snapping on all punts and kicks, and made 13 tackles, including 1.0 sack
- Served as the team's long snapper for all 13 games and made 11 tackles on defense in 2018
- Played in 12 games as a sophomore in 2017 and totaled four tackles, one fumble recovery and one forced fumble
- Played in 12 games as a freshman and served as the primary long snapper

## PERSONAL

- Attended McKinney Boyd (McKinney, Texas) High School and was a 2014 all-state selection at linebacker
- Father, Marty, played football at Bowling Green
- Brother, Paine, played football at Rice

## ROSS MATISCIK'S NFL REGULAR SEASON STATISTICS

DATE	TEAM	GP
2020	Jaguars	16
2021	Jaguars	17
2022	Jaguars	17
2023	Jaguars	17
<b>NFL TOTALS</b>		<b>67</b>



**ROSS MATISCIK'S NFL POSTSEASON STATISTICS**

DATE	TEAM	GP
2022	Jaguars	2
<b>NFL TOTALS</b>		<b>2</b>

**2023 GAME-BY-GAME REGULAR-SEASON STATISTICS (JAGUARS)**

DATE	OPPONENT		W/L	SCORE
09/10	at Colts	P	W	31-21
09/17	Chiefs	P	L	9-17
09/24	Texans	P	L	17-37
10/01	Falcons	P	W	23-7
10/08	at Bills	P	W	25-20
10/15	Colts	P	W	37-20
10/19	at Saints	P	W	31-24
10/29	at Steelers	P	W	20-10
11/12	49ers	P	L	3-34
11/19	Titans	P	W	34-14
11/26	at Texans	P	W	24-21
12/04	Bengals	P	L	31-34+
12/10	at Browns	P	L	27-31
12/17	Ravens	P	L	7-23
12/24	at Buccaneers	P	L	12-30
12/31	Panthers	P	W	26-0
01/07	at Titans	P	L	20-28
<b>2023 TOTALS</b>		<b>17</b>	<b>9-8</b>	

+ - Overtime









## DENZEL MIMS | 83

**POSITION:** WIDE RECEIVER  
**HT:** 6-3 | **WT:** 207 | **DOB:** 10-10-1997  
**COLLEGE:** BAYLOR  
**HOMETOWN:** DAINGERFIELD, TX  
**ACQ:** FA '24  
**EXP:** 5th YEAR

@\_\_zel15

### KEY TRANSACTIONS

- Originally drafted by the New York Jets in the second round (59th overall) in the 2020 NFL Draft
- Traded to Detroit on 7/20/23
- Signed to Pittsburgh's practice squad on 10/3/23
- Signed with Jacksonville as a free agent on 6/20/24

### PRO

#### 2023 (Steelers)

- Spent the remainder of the 2023 season on the practice squad (10/3/23)

#### 2023 (Lions)

- Traded to the Lions on 7/20/23

#### 2022 (Jets)

- Appeared in 10 games (four starts) and recorded 11 receptions for 186 yards
- **10/30 vs. N.E.:** Recorded a career-long 63-yard reception

#### 2021 (Jets)

- Appeared in 11 games (three starts) and recorded eight receptions for 133 yards
- **9/12 at CAR:** Recorded a season-long 40-yard reception

#### 2020 (Jets)

- Ranked sixth among all rookies in 2020 with an average of 15.5 yards per catch (minimum 20 catches) and 10th with 11 explosive receptions (16-plus yards)
- Appeared in nine games (eight starts) and recorded 23 receptions for 357 yards
- **11/29 vs. MIA:** Recorded four receptions for 67 yards
- **11/22 at LAC:** Recorded three receptions for 71 yards
- **11/09 vs. N.E.:** Recorded four receptions for 62 yards

### COLLEGE

- Spent four seasons at Baylor (2016-19) where he played in 49 games (26 starts), totaling 186 receptions for 2,925 yards (15.7 avg.) for 28 touchdowns
- During his senior season (2019), he started in all 14 games, tallying 66 receptions for 1,020 yards (15.5 avg.) and 12 touchdowns to tie for the fifth most touchdowns in single-season program history.
- Was named First-Team All-Big 12 in both 2017 and 2018 and was named Second-Team All-Big 12 as a freshman in 2016

### PERSONAL

- Attended Daingerfield (Texas) High School as a two-way player at both receiver and safety. He earned 2015 Honorable Mention Class 3A All-State honors after logging 31 receptions for 721 yards (23.3 avg.) and 10 touchdowns, in addition to recording 24 rushes for 256 yards (10.7 avg.) and five touchdowns.
- 2015 Class 3A 200-meter State Champion with a time of 21.30 seconds
- Majored in health, kinesiology and leisure studies
- Son of Peggy Mims



**DENZEL MIMS' NFL REGULAR SEASON RUSHING/RECEIVING STATISTICS**

DATE	TEAM	GP	GS	RECEIVING					RUSHING				
				NO.	YDS.	AVG.	LG	TD	NO.	YDS.	AVG.	LG	TD
2020	Jets	9	8	23	357	15.5	30	0	0	0	0.0	0	0
2021	Jets	11	3	8	133	16.6	40	0	0	0	0.0	0	0
2022	Jets	10	4	11	186	16.9	63	0	0	0	0.0	0	0
2023	Lions	0	0	0	0	0.0	0	0	0	0	0.0	0	0
				Went from <b>Detroit</b> to <b>Pittsburgh</b> .									
2023	Steelers	0	0	0	0	0.0	0	0	0	0	0.0	0	0
2023	TOTAL	0	0	0	0	0.0	0	0	0	0	0.0	0	0
<b>NFL TOTALS</b>		<b>30</b>	<b>15</b>	<b>42</b>	<b>676</b>	<b>16.1</b>	<b>63</b>	<b>0</b>	<b>0</b>	<b>0</b>	<b>0.0</b>	<b>0</b>	<b>0</b>

**DENZEL MIMS' NFL POSTSEASON RUSHING/RECEIVING STATISTICS**

DATE	TEAM	GP	GS	RECEIVING					RUSHING				
				NO.	YDS.	AVG.	LG	TD	NO.	YDS.	AVG.	LG	TD
2023	Steelers	0	0	0	0	0.0	0	0	0	0	0.0	0	0
<b>NFL TOTALS</b>		<b>0</b>	<b>0</b>	<b>0</b>	<b>0</b>	<b>0.0</b>	<b>0</b>	<b>0</b>	<b>0</b>	<b>0</b>	<b>0.0</b>	<b>0</b>	<b>0</b>

**SINGLE-GAME HIGHS: RECEIVING**

<b>Receptions</b>	4 vs. Miami Dolphins, Nov 29, 2020 4 vs. New England Patriots, Nov 09, 2020 ...1 more at 4.	<b>All-Purpose Yards</b>	76 vs. New England Patriots, Oct 30, 2022 71 at Los Angeles Chargers, Nov 22, 2020
<b>Receiving Yards</b>	76 vs. New England Patriots, Oct 30, 2022 71 at Los Angeles Chargers, Nov 22, 2020	<b>Miscellaneous Tackles</b>	1 vs. New England Patriots, Nov 09, 2020
<b>Receiving Average</b>	23.7 at Los Angeles Chargers, Nov 22, 2020 16.8 vs. Miami Dolphins, Nov 29, 2020	<b>Scrimmage Yards</b>	76 vs. New England Patriots, Oct 30, 2022 71 at Los Angeles Chargers, Nov 22, 2020
<b>Longest Receptions</b>	63 vs. New England Patriots, Oct 30, 2022 40 at Carolina Panthers, Sep 12, 2021		

**2023 GAME-BY-GAME REGULAR-SEASON STATISTICS (STEELERS)**

DATE	OPPONENT	P/S	RECEIVING					RUSHING					W/L	SCORE
			NO.	YDS.	AVG.	LG	TD	NO.	YDS.	AVG.	LG	TD		
11/02	Titans		PRACTICE SQUAD										W	20-16
<b>2023 TOTALS</b>		<b>0-0</b>	<b>0</b>	<b>0</b>	<b>0.0</b>	<b>0</b>	<b>0</b>	<b>0</b>	<b>0</b>	<b>0</b>	<b>0.0</b>	<b>0</b>	<b>0</b>	<b>1-0</b>

**2023 GAME-BY-GAME POSTSEASON STATISTICS (STEELERS)**


DATE	OPPONENT	P/S	RECEIVING					RUSHING					W/L	SCORE
			NO.	YDS.	AVG.	LG	TD	NO.	YDS.	AVG.	LG	TD		
01/15	at Bills		PRACTICE SQUAD										L	17-31
<b>2023 TOTALS</b>		<b>0-0</b>	<b>0</b>	<b>0</b>	<b>0.0</b>	<b>0</b>	<b>0</b>	<b>0</b>	<b>0</b>	<b>0</b>	<b>0.0</b>	<b>0</b>	<b>0</b>	<b>0-1</b>





# MITCH MORSE | 65

**POSITION:** OFFENSIVE LINEMAN  
**HT:** 6-6 | **WT:** 305 | **DOB:** 4-21-1992  
**COLLEGE:** MISSOURI  
**HOMETOWN:** AUSTIN, TX  
**ACQ:** FA-24  
**EXP:** 10th YEAR

 @mithenmor60  
 @mmorse61



## KEY TRANSACTIONS

- Originally drafted by New England in the second round (49th overall) in the 2015 draft
- Signed with Buffalo on 3/13/19
- Signed with Jacksonville on 3/13/24

## PRO

- Pro Bowl (2022)
- PFWA All-Rookie Team (2015)

### 2023 (Bills)

- Nominated by the Bills for the 2023 Art Rooney Sportsmanship Award
- Earned the "Kent Hull Stand Up Guy" award by the Buffalo PFWA for his positive dealings with the media
- Started in all 17 games and both playoff contests

### 2022 (Bills)

- Was named a captain for the 2022 season
- Selected to his first career Pro Bowl
- Started in all 13 games he appeared in and both playoff contests

### 2021 (Bills)

- Started in all 17 games and both playoff contests for the Bills

### 2020 (Bills)

- Started in the 14 games he appeared in and one playoff game, missed some time due to a concussion

### 2019 (Bills)

- Started in all 16 regular season games and one playoff game and both playoff games

### 2018 (Chiefs)

- Started in all 11 games he appeared in, missed some time due to a concussion

### 2017 (Chiefs)

- Started in all seven games he appeared in and one playoff game, missed some time due to a foot injury

### 2016 (Chiefs)

- Started in all 16 games he appeared in

### 2015 (Chiefs)

- Named to the 2015 PFWA All-Rookie Team after starting at center
- Started in all 15 games he appeared in

## COLLEGE

- Played four seasons at Missouri (2011-14)
- Received SEC Academic Honor Roll honors for three consecutive seasons (2012-14)
- Was named 2011 Academic All-Big 12 first team

## PERSONAL

- Earned a degree in hospitality management with an emphasis in food and beverage at Missouri
- Competed in football, basketball, and track at St. Michael's Catholic Academy
- He and his wife, Caitlin, have a daughter Kennedy, and a son, Deacon



### MITCH MORSE'S NFL REGULAR SEASON STATISTICS

DATE	TEAM	GP	GS
2015	Chiefs	15	15
2016	Chiefs	16	16
2017	Chiefs	7	7
2018	Chiefs	11	11
2019	Bills	16	16
2020	Bills	14	14
2021	Bills	17	17
2022	Bills	13	13
2023	Bills	17	17
<b>NFL TOTALS</b>		<b>126</b>	<b>126</b>

### MITCH MORSE'S NFL POSTSEASON STATISTICS

DATE	TEAM	GP	GS
2015	Chiefs	0	0
2016	Chiefs	1	1
2017	Chiefs	0	0
2018	Chiefs	2	2
2019	Bills	1	1
2020	Bills	3	3
2021	Bills	2	2
2022	Bills	2	2
2023	Bills	2	2
<b>NFL TOTALS</b>		<b>13</b>	<b>13</b>

### 2023 GAME-BY-GAME REGULAR-SEASON STATISTICS (BILLS)

DATE	OPPONENT	P/S	W/L	SCORE
09/11	at Jets	S	L	16-22+
09/17	Raiders	S	W	38-10
09/24	at Commanders	S	W	37-3
10/01	Dolphins	S	W	48-20
10/08	Jaguars	S	L	20-25
10/15	Giants	S	W	14-9
10/22	at Patriots	S	L	25-29
10/26	Buccaneers	S	W	24-18
11/05	at Bengals	S	L	18-24
11/13	Broncos	S	L	22-24
11/19	Jets	S	W	32-6
11/26	at Eagles	S	L	34-37+
12/10	at Chiefs	S	W	20-17
12/17	Cowboys	S	W	31-10
12/23	at Chargers	S	W	24-22
12/31	Patriots	S	W	27-21
01/07	at Dolphins	S	W	21-14
<b>2023 TOTALS</b>		<b>17-17</b>	<b>11-6</b>	

+ - Overtime

### 2023 GAME-BY-GAME POSTSEASON STATISTICS (BILLS)

DATE	OPPONENT	P/S	W/L	SCORE
01/15	Steelers	S	W	31-17
01/21	Chiefs	S	L	24-27
<b>2023 TOTALS</b>		<b>2-2</b>	<b>1-1</b>	







# CHAD MUMA | 48

**POSITION:** LINEBACKER  
**HT:** 6-3 | **WT:** 239 | **DOB:** 8-18-1999  
**COLLEGE:** WYOMING  
**HOMETOWN:** LONE TREE, COLO.  
**ACQ:** D3-'22  
**EXP:** 3rd YEAR

@chad\_muma  
 @chad\_muma

## KEY TRANSACTIONS

- Originally drafted by Jacksonville in the third round (70th overall) in the 2022 draft

## PRO

### 2023 (Jaguars)

- Played in 17 games (two starts) and recorded 12 tackles (five solo) and two passes defended... Added three solo tackles on special teams
- 11/12 vs. S.F.:** Recorded two tackles on special teams
- 10/8 at BUF:** Started at linebacker and recorded three solo tackles... Posted one tackle on special teams
- 10/1 vs. ATL:** Started at linebacker and posted a season-high seven tackles (three solo) and two passes defended

### 2022 (Jaguars)

- Saw action in 16 regular season games with two and both postseason games... In the regular season, he posted 37 tackles (22 solo), three tackles for loss, three quarterback hits, 1.5 sacks and one pass defended... On special teams, he posted nine tackles (five solo)... In the postseason he posted three solo tackles
- 1/7 vs. TEN:** Saw action at linebacker and on special teams and posted seven tackles (five solo), including one tackle for loss
- 12/4 at DET:** Started at linebacker and posted 11 tackles (seven solo) and 1.5 sack
- 11/27 vs. BAL:** Made his first career start at linebacker and played all 72 defensive snaps and 9 special teams snaps... Muma recorded a career-high in tackles (9) and solo tackles (4)

## COLLEGE

- Named 2021 Second-Team All-American by both the Walter Camp Football Foundation and Pro Football Focus (PFF)
- 2021 Third-Team All-America selection by Associated Press
- One of only six national finalists for this year's Butkus Award, honoring the nation's best linebacker, and he was one of 18 national semifinalists for the Chuck Bednarik Award, recognizing the nation's outstanding defensive player
- Ranked No. 3 in the nation in solo tackles (6.5 per game) and ranked No. 4 in the nation in total tackles (10.9 per game) for the 2021 season
- Tied for No. 2 in the nation in interceptions returned for touchdowns, with two "Pick Sixes" on the year
- Credited with 142 tackles for the 2021 season, which ranks as the fourth best single-season total in school history
- Tallied 267 career total tackles
- Elected a team captain as both a junior and senior at Wyoming

## PERSONAL

- He and his wife Alyssa were married in the summer of 2024
- Nearing completion of his bachelor's degree in mechanical engineering
- Named to the National Football Foundation Hampshire Honor Society in 2022
- Earned Academic All-Mountain West Conference honors four consecutive years
- The son of former Wyoming Cowboy Ty Muma, who lettered for the Cowboys in 1990 and '91

### CHAD MUMA'S NFL REGULAR SEASON DEFENSIVE STATISTICS

DATE	TEAM	GP	TACKLES							INTERCEPTIONS							O. FUMB					ST					MISC	
			GS	TK	S	A	TFL	YDS	SK	YDS	QBH	NO	YDS	LG	TD	PD	FF	FR	TD	YDS	TK	S	A	FF	FR	S	A	
2022	Jaguars	16	2	37	22	15	3	4	1.5	2.0	3	0	0	0	0	1	0	0	0	0	0	9	5	4	0	0	0	0
2023	Jaguars	17	2	12	5	7	0	0	0.0	0.0	0	0	0	0	2	0	0	0	0	0	0	3	3	0	0	0	0	
<b>NFL TOTALS</b>		<b>33</b>	<b>4</b>	<b>49</b>	<b>27</b>	<b>22</b>	<b>3</b>	<b>4</b>	<b>1.5</b>	<b>2.0</b>	<b>3</b>	<b>0</b>	<b>0</b>	<b>0</b>	<b>0</b>	<b>3</b>	<b>0</b>	<b>0</b>	<b>0</b>	<b>0</b>	<b>0</b>	<b>12</b>	<b>8</b>	<b>4</b>	<b>0</b>	<b>0</b>	<b>0</b>	<b>0</b>

### CHAD MUMA'S NFL POSTSEASON DEFENSIVE STATISTICS

DATE	TEAM	GP	TACKLES							INTERCEPTIONS							O. FUMB					ST					MISC	
			GS	TK	S	A	TFL	YDS	SK	YDS	QBH	NO	YDS	LG	TD	PD	FF	FR	TD	YDS	TK	S	A	FF	FR	S	A	
2022	Jaguars	2	0	3	3	0	0	0	0.0	0.0	0	0	0	0	0	0	0	0	0	0	0	0	0	0	0	0	0	0
<b>NFL TOTALS</b>		<b>2</b>	<b>0</b>	<b>3</b>	<b>3</b>	<b>0</b>	<b>0</b>	<b>0</b>	<b>0.0</b>	<b>0.0</b>	<b>0</b>	<b>0</b>	<b>0</b>	<b>0</b>	<b>0</b>	<b>0</b>	<b>0</b>	<b>0</b>	<b>0</b>	<b>0</b>	<b>0</b>	<b>0</b>	<b>0</b>	<b>0</b>	<b>0</b>	<b>0</b>	<b>0</b>	<b>0</b>



**SINGLE-GAME HIGHS: DEFENSIVE**

**Total Tackles** 11 at Detroit Lions, Dec 04, 2022  
 9 vs. Baltimore Ravens, Nov 27, 2022  
**Solo Tackles** 7 at Detroit Lions, Dec 04, 2022  
 5 vs. Tennessee Titans, Jan 07, 2023  
**Sacks** 1.5 at Detroit Lions, Dec 04, 2022

**Passes Defensed** 2 vs. Atlanta Falcons, Oct 01, 2023  
 1 vs. Las Vegas Raiders, Nov 06, 2022  
**Tackles For Loss** 2 at Detroit Lions, Dec 04, 2022  
**Special Teams Tackles** 3 vs. Indianapolis Colts, Sep 18, 2022  
 2 vs. San Francisco 49ers, Nov 12, 2023  
 ...1 more at 2.

**SINGLE-GAME HIGHS - POSTSEASON: DEFENSIVE**

**Total Tackles** 3 vs. Los Angeles Chargers, Jan 14, 2023  
**Solo Tackles** 3 vs. Los Angeles Chargers, Jan 14, 2023

**2023 GAME-BY-GAME REGULAR-SEASON STATISTICS (JAGUARS)**

DATE	OPPONENT	P/S	TACKLES							INTERCEPTIONS					O. FUMB				ST				MISC		W/L	SCORE		
			TK	S	A	SK	YDS	TFL	YDS	QBH	NO	YDS	LG	TD	PD	FF	FR	TD	YDS	TK	S	A	FF	FR			S	A
09/10	at Colts	P	0	0	0	0.0	0.0	0	0	0	0	0	0	0	0	0	0	0	0	0	0	0	0	0	0	0	W	31-21
09/17	Chiefs	P	0	0	0	0.0	0.0	0	0	0	0	0	0	0	0	0	0	0	0	0	0	0	0	0	0	0	L	9-17
09/24	Texans	P	2	0	2	0.0	0.0	0	0	0	0	0	0	0	0	0	0	0	0	0	0	0	0	0	0	L	17-37	
10/01	Falcons	S	7	3	4	0.0	0.0	0	0	0	0	0	0	0	2	0	0	0	0	0	0	0	0	0	0	W	23-7	
10/08	at Bills	S	3	2	1	0.0	0.0	0	0	0	0	0	0	0	0	0	0	0	0	1	1	0	0	0	0	W	25-20	
10/15	Colts	P	0	0	0	0.0	0.0	0	0	0	0	0	0	0	0	0	0	0	0	0	0	0	0	0	0	W	37-20	
10/19	at Saints	P	0	0	0	0.0	0.0	0	0	0	0	0	0	0	0	0	0	0	0	0	0	0	0	0	0	W	31-24	
10/29	at Steelers	P	0	0	0	0.0	0.0	0	0	0	0	0	0	0	0	0	0	0	0	0	0	0	0	0	0	W	20-10	
11/12	49ers	P	0	0	0	0.0	0.0	0	0	0	0	0	0	0	0	0	0	0	0	2	2	0	0	0	0	L	3-34	
11/19	Titans	P	0	0	0	0.0	0.0	0	0	0	0	0	0	0	0	0	0	0	0	0	0	0	0	0	0	W	34-14	
11/26	at Texans	P	0	0	0	0.0	0.0	0	0	0	0	0	0	0	0	0	0	0	0	0	0	0	0	0	0	W	24-21	
12/04	Bengals	P	0	0	0	0.0	0.0	0	0	0	0	0	0	0	0	0	0	0	0	0	0	0	0	0	0	L	31-34+	
12/10	at Browns	P	0	0	0	0.0	0.0	0	0	0	0	0	0	0	0	0	0	0	0	0	0	0	0	0	0	L	27-31	
12/17	Ravens	P	0	0	0	0.0	0.0	0	0	0	0	0	0	0	0	0	0	0	0	0	0	0	0	0	0	L	7-23	
12/24	at Buccaneers	P	0	0	0	0.0	0.0	0	0	0	0	0	0	0	0	0	0	0	0	0	0	0	0	0	0	L	12-30	
12/31	Panthers	P	0	0	0	0.0	0.0	0	0	0	0	0	0	0	0	0	0	0	0	0	0	0	0	0	0	W	26-0	
01/07	at Titans	P	0	0	0	0.0	0.0	0	0	0	0	0	0	0	0	0	0	0	0	0	0	0	0	0	0	L	20-28	
<b>2023 TOTALS</b>			<b>17-2</b>	<b>12</b>	<b>5</b>	<b>7</b>	<b>0.0</b>	<b>0.0</b>	<b>0</b>	<b>0</b>	<b>0</b>	<b>0</b>	<b>0</b>	<b>0</b>	<b>2</b>	<b>0</b>	<b>0</b>	<b>0</b>	<b>0</b>	<b>3</b>	<b>3</b>	<b>0</b>	<b>0</b>	<b>0</b>	<b>0</b>	<b>0</b>	<b>0</b>	<b>9-8</b>

+ - Overtime





# PATRICK MURTAGH | 88

**POSITION:** TIGHT END

**HT:** 6-6 | **WT:** 250 | **DOB:** 2-11-2000

**COLLEGE:** INTERNATIONAL PATHWAY PROGRAM

**HOMETOWN:** GOLD COAST, QLD.

**ACQ:** FA-'24

**EXP:** R

## KEY TRANSACTIONS

---

- Originally signed by Jacksonville via the NFL's International Pathway Program on 4/15/2024

## PERSONAL

---

- Selected to participate in the NFL's International Pathway Program for the 2024-25 season
- Gold Coast Suns Academy graduate
- National-level decathlete and a Queensland state champion in high school





# TANNER MUSE | 53

**POSITION:** LINEBACKER  
**HT:** 6-2 | **WT:** 227 | **DOB:** 9-6-1996  
**COLLEGE:** CLEMSON  
**HOMETOWN:** BELMONT, N.C.  
**ACQ:** FA-'24  
**EXP:** 4th YEAR

## KEY TRANSACTIONS

- Originally selected by Las Vegas in the third round (100th pick overall) of the 2020 NFL Draft.
- Signed to Seattle's practice squad on 9/08/21
- Signed by Pittsburgh as an unrestricted free agent on 4/14/23
- Acquired via waiver by the Los Angeles Chargers on 8/30/23
- Signed by Jacksonville on 7/30/24

## PRO

### 2023 (Chargers)

- Appeared in 10 games and recorded one special teams tackle

### 2022 (Seahawks)

- Appeared in 17 games (one start) and recorded six special teams tackles (five solo), five tackles on defense (one solo), and one pass defended

### 2021 (Seahawks)

- Appeared in six games and recorded four special teams tackles (two assisted)

## COLLEGE

- Played in 58 games (39 starts) for Clemson and recorded 192 tackles (105 solo), 21 passes defended, 10.5 tackles for loss, seven interceptions (one returned for a touchdown), 4.0 sacks and one forced fumble
- Was named Third-Team All-ACC in 2018 and made three tackles and one pass defended in the victory of Alabama at the College Football Playoff National Championship

## PERSONAL

- Earned degree in parks, recreation & tourism management in December 2018

### REGULAR SEASON COMPARISON: DEFENSIVE - TAMPA BAY BUCCANEERS

DATE	OPP	W/L	GP/GS	TACKLES							INT	TFL	PD	QBH	TD	MISC	
				TOT	SOLO	ASST	SACK	YDS.	FF	FR							
11/13/22	SEA @ TB	L	P	0	0	0	0.0	0.0	0	0	0	0	0	0	0	0	0
<b>TOTALS</b>		<b>0/1</b>	<b>1/0</b>	<b>0</b>	<b>0</b>	<b>0</b>	<b>0.0</b>	<b>0.0</b>	<b>0</b>	<b>0</b>	<b>0</b>	<b>0</b>	<b>0</b>	<b>0</b>	<b>0</b>	<b>0</b>	<b>0</b>

### TANNER MUSE'S NFL REGULAR SEASON DEFENSIVE STATISTICS

DATE	TEAM	GP	GS	TACKLES							INTERCEPTIONS					O. FUMB				ST		MISC						
				TK	S	A	TFL	YDS	SK	YDS	QBH	NO	YDS	LG	TD	PD	FF	FR	TD	YDS	TK	S	A	FF	FR	S	A	
2020	Raiders	0	0	0	0	0	0	0	0.0	0.0	0	0	0	0	0	0	0	0	0	0	0	0	0	0	0	0		
2021	Seahawks	6	0	0	0	0	0	0	0.0	0.0	0	0	0	0	0	0	0	0	0	0	0	0	0	0	0	0		
2022	Seahawks	17	1	9	5	4	0	0	0.0	0.0	0	0	0	0	0	1	0	0	0	0	0	0	0	0	0	0		
2023	Steelers	0	0	0	0	0	0	0	0.0	0.0	0	0	0	0	0	0	0	0	0	0	0	0	0	0	0	0		
		Went from Pittsburgh to L.A. Chargers.																										
2023	Chargers	1	0	0	0	0	0	0	0.0	0.0	0	0	0	0	0	0	0	0	0	0	0	0	1	1	0	0	0	0
2023	<b>TOTAL</b>	<b>1</b>	<b>0</b>	<b>0</b>	<b>0</b>	<b>0</b>	<b>0</b>	<b>0</b>	<b>0.0</b>	<b>0.0</b>	<b>0</b>	<b>0</b>	<b>0</b>	<b>0</b>	<b>0</b>	<b>0</b>	<b>0</b>	<b>0</b>	<b>0</b>	<b>0</b>	<b>0</b>	<b>1</b>	<b>1</b>	<b>0</b>	<b>0</b>	<b>0</b>	<b>0</b>	<b>0</b>
<b>NFL TOTALS</b>		<b>24</b>	<b>1</b>	<b>9</b>	<b>5</b>	<b>4</b>	<b>0</b>	<b>0</b>	<b>0.0</b>	<b>0.0</b>	<b>0</b>	<b>0</b>	<b>0</b>	<b>0</b>	<b>0</b>	<b>1</b>	<b>0</b>	<b>0</b>	<b>0</b>	<b>0</b>	<b>0</b>	<b>12</b>	<b>9</b>	<b>3</b>	<b>0</b>	<b>0</b>	<b>0</b>	<b>0</b>

### TANNER MUSE'S NFL POSTSEASON DEFENSIVE STATISTICS

DATE	TEAM	GP	GS	TACKLES							INTERCEPTIONS					O. FUMB				ST		MISC						
				TK	S	A	TFL	YDS	SK	YDS	QBH	NO	YDS	LG	TD	PD	FF	FR	TD	YDS	TK	S	A	FF	FR	S	A	
2022	Seahawks	1	1	4	2	2	0	0	0.0	0.0	0	0	0	0	0	1	0	0	0	0	0	0	0	0	0	0	0	0
<b>NFL TOTALS</b>		<b>1</b>	<b>1</b>	<b>4</b>	<b>2</b>	<b>2</b>	<b>0</b>	<b>0</b>	<b>0.0</b>	<b>0.0</b>	<b>0</b>	<b>0</b>	<b>0</b>	<b>0</b>	<b>0</b>	<b>1</b>	<b>0</b>	<b>0</b>	<b>0</b>	<b>0</b>	<b>0</b>	<b>0</b>	<b>0</b>	<b>0</b>	<b>0</b>	<b>0</b>	<b>0</b>	<b>0</b>



**SINGLE-GAME HIGHS: DEFENSIVE**

**Total Tackles** 4 vs. San Francisco 49ers, Dec 15, 2022  
 3 vs. Los Angeles Rams, Jan 08, 2023  
**Solo Tackles** 2 vs. Los Angeles Rams, Jan 08, 2023  
 2 vs. New York Jets, Jan 01, 2023

**Passes Defensed** 1 vs. New York Jets, Jan 01, 2023  
**Special Teams Tackles** 2 vs. Denver Broncos, Sep 12, 2022  
 2 vs. Jacksonville Jaguars, Oct 31, 2021

**SINGLE-GAME HIGHS - POSTSEASON: DEFENSIVE**

**Total Tackles** 4 at San Francisco 49ers, Jan 14, 2023  
**Solo Tackles** 2 at San Francisco 49ers, Jan 14, 2023

**2023 GAME-BY-GAME REGULAR-SEASON STATISTICS (CHARGERS)**

DATE	OPPONENT	P/S	TACKLES							INTERCEPTIONS					O. FUMB				ST				MISC			SCORE			
			TK	S	A	SK	YDS	TFL	YDS	QBH	NO	YDS	LG	TD	PD	FF	FR	TD	YDS	TK	S	A	FF	FR	S		A	W/L	
10/16	Cowboys	P	0	0	0	0.0	0.0	0	0	0	0	0	0	0	0	0	0	0	0	0	0	0	0	0	0	0	0	L	17-20
<b>2023 TOTALS</b>		<b>1-0</b>	<b>0</b>	<b>0</b>	<b>0</b>	<b>0.0</b>	<b>0.0</b>	<b>0</b>	<b>0</b>	<b>0</b>	<b>0</b>	<b>0</b>	<b>0</b>	<b>0</b>	<b>0</b>	<b>0</b>	<b>0</b>	<b>0</b>	<b>0</b>	<b>0</b>	<b>0</b>	<b>0</b>	<b>0</b>	<b>0</b>	<b>0</b>	<b>0</b>	<b>0</b>	<b>0-1</b>	







# CHRIS MYARICK | 38

POSITION: TIGHT END  
HT: 6-5 | WT: 261 | DOB: 10-6-1995  
COLLEGE: TEMPLE  
HOMETOWN: PHILADELPHIA, PA.  
ACQ: FA-'24  
EXP: 6th YEAR



## KEY TRANSACTIONS

- Originally signed as an undrafted free agent with Miami on 5/09/19
- Signed to Miami's practice squad on 9/02/19
- Signed to the Giant's practice squad on 9/02/21
- Signed to Jacksonville as a free agent on 8/3/24

## PRO

### 2023 (Giants)

- Spent the season on the reserve/injured list

### 2022 (Giants)

- He appeared in 16 games with eight starts and recorded seven receptions for 65 yards and one touchdown
- **11/24 at DAL:** Recorded one reception for 23 yards
- **10/23 at JAX:** Recorded two receptions for 21 yards
- **9/11 at TEN:** Recorded one reception for a one-yard touchdown

### 2021 (Giants)

- Appeared in eight games with three starts and recorded three receptions for 17 yards and a touchdown
- **11/28 vs. PHI:** Recorded two receptions for 11 yards and a touchdown

### 2020 (Dolphins)

- Appeared in three games
- **11/15 vs. LAC:** Made his NFL debut

### 2019 (Dolphins)

- Spent the season on Miami's practice squad

## COLLEGE

- Participated in 43 games (25 starts) and recorded 23 receptions for 229 yards and one touchdown

## PERSONAL

- Received a bachelor's degree in marketing from Temple University
- Played tight end and defensive end at Cheltenham High School in Wyncote, Pa
- As a senior in 2013, registered 40 receptions and scored 12 touchdowns
- Also lettered in basketball and volleyball

### REGULAR SEASON COMPARISON: RECEIVING - TAMPA BAY BUCCANEERS

DATE	OPP	W/L	GP/GS	REC	YDS.	AVG.	TD	LG	TGTS	YAC
11/22/21	NYG @ TB	L	P	0	0	0	0	0	1	0
<b>TOTALS</b>			<b>0/1</b>	<b>0</b>	<b>0</b>	<b>0</b>	<b>0</b>	<b>0</b>	<b>1</b>	<b>0</b>



**CHRIS MYARICK'S NFL REGULAR SEASON RUSHING/RECEIVING STATISTICS**

DATE	TEAM	GP	GS	RECEIVING					RUSHING				
				NO.	YDS.	AVG.	LG	TD	NO.	YDS.	AVG.	LG	TD
2019	Dolphins	0	0	0	0	0.0	0	0	0	0	0.0	0	0
2020	Dolphins	3	0	0	0	0.0	0	0	0	0	0.0	0	0
2021	Giants	8	3	3	17	5.7	10	1	0	0	0.0	0	0
Went from N.Y. Giants to Cincinnati.													
2021	Bengals	0	0	0	0	0.0	0	0	0	0	0.0	0	0
2021	TOTAL	8	3	3	17	5.7	10	1	0	0	0.0	0	0
2022	Giants	16	8	7	65	9.3	23	1	0	0	0.0	0	0
2023	Giants	0	0	0	0	0.0	0	0	0	0	0.0	0	0
<b>NFL TOTALS</b>		<b>27</b>	<b>11</b>	<b>10</b>	<b>82</b>	<b>8.2</b>	<b>23</b>	<b>2</b>	<b>0</b>	<b>0</b>	<b>0.0</b>	<b>0</b>	<b>0</b>

**CHRIS MYARICK'S NFL POSTSEASON RUSHING/RECEIVING STATISTICS**

DATE	TEAM	GP	GS	RECEIVING					RUSHING				
				NO.	YDS.	AVG.	LG	TD	NO.	YDS.	AVG.	LG	TD
2021	Bengals	0	0	0	0	0.0	0	0	0	0	0.0	0	0
2022	Giants	0	0	0	0	0.0	0	0	0	0	0.0	0	0
<b>NFL TOTALS</b>		<b>0</b>	<b>0</b>	<b>0</b>	<b>0</b>	<b>0.0</b>	<b>0</b>	<b>0</b>	<b>0</b>	<b>0</b>	<b>0.0</b>	<b>0</b>	<b>0</b>

**CHRIS MYARICK'S NFL REGULAR SEASON RETURN STATISTICS**

DATE	TEAM	KICKOFF RETURNS					PUNT RETURNS					
		RET.	YDS.	AVG.	LG	TD	NO.	FC	YDS.	AVG.	LG	TD
2019	Dolphins	0	0	0.0	0	0	0	0	0	0.0	0	0
2020	Dolphins	0	0	0.0	0	0	0	0	0	0.0	0	0
2021	Giants	0	0	0.0	0	0	0	0	0	0.0	0	0
Went from N.Y. Giants to Cincinnati.												
2021	Bengals	0	0	0.0	0	0	0	0	0	0.0	0	0
2021	TOTAL	0	0	0.0	0	0	0	0	0	0.0	0	0
2022	Giants	0	0	0.0	0	0	0	0	0	0.0	0	0
2023	Giants	0	0	0.0	0	0	0	0	0	0.0	0	0
<b>NFL TOTALS</b>		<b>0</b>	<b>0</b>	<b>0.0</b>	<b>0</b>	<b>0</b>	<b>0</b>	<b>0</b>	<b>0</b>	<b>0.0</b>	<b>0</b>	<b>0</b>

**CHRIS MYARICK'S NFL POSTSEASON RETURN STATISTICS**

DATE	TEAM	KICKOFF RETURNS					PUNT RETURNS					
		RET.	YDS.	AVG.	LG	TD	NO.	FC	YDS.	AVG.	LG	TD
2021	Bengals	0	0	0.0	0	0	0	0	0	0.0	0	0
2022	Giants	0	0	0.0	0	0	0	0	0	0.0	0	0
<b>NFL TOTALS</b>		<b>0</b>	<b>0</b>	<b>0.0</b>	<b>0</b>	<b>0</b>	<b>0</b>	<b>0</b>	<b>0</b>	<b>0.0</b>	<b>0</b>	<b>0</b>

**SINGLE-GAME HIGHS: RECEIVING**

<b>Receptions</b>	2 at Jacksonville Jaguars, Oct 23, 2022 2 vs. Philadelphia Eagles, Nov 28, 2021	<b>All-Purpose Yards</b>	23 at Dallas Cowboys, Nov 24, 2022 21 at Jacksonville Jaguars, Oct 23, 2022
<b>Receiving Yards</b>	23 at Dallas Cowboys, Nov 24, 2022 21 at Jacksonville Jaguars, Oct 23, 2022	<b>Special Teams Tackles</b>	3 vs. Philadelphia Eagles, Dec 11, 2022 2 vs. Carolina Panthers, Sep 18, 2022
<b>Longest Receptions</b>	23 at Dallas Cowboys, Nov 24, 2022 11 at Jacksonville Jaguars, Oct 23, 2022	<b>Most TDs</b>	1 at Tennessee Titans, Sep 11, 2022 1 vs. Philadelphia Eagles, Nov 28, 2021
<b>Receiving TDs</b>	1 at Tennessee Titans, Sep 11, 2022 1 vs. Philadelphia Eagles, Nov 28, 2021	<b>Scrimmage Yards</b>	23 at Dallas Cowboys, Nov 24, 2022 21 at Jacksonville Jaguars, Oct 23, 2022

**2023 GAME-BY-GAME REGULAR-SEASON STATISTICS (GIANTS)**

DATE	OPPONENT	P/S	RECEIVING					RUSHING					W/L	SCORE
			NO.	YDS.	AVG.	LG	TD	NO.	YDS.	AVG.	LG	TD		
09/10	Cowboys												L	0-40
09/17	at Cardinals												W	31-28
09/21	at 49ers												L	12-30
10/02	Seahawks												L	3-24
10/08	at Dolphins												L	16-31
10/15	at Bills												L	9-14
10/22	Commanders												W	14-7
10/29	Jets												L	10-13+
11/05	at Raiders												L	6-30
11/12	at Cowboys												L	17-49
<b>2023 TOTALS</b>		<b>0-0</b>	<b>0</b>	<b>0</b>	<b>0.0</b>	<b>0</b>	<b>0</b>	<b>0</b>	<b>0</b>	<b>0.0</b>	<b>0</b>	<b>0</b>	<b>0</b>	<b>2-8</b>

+ - Overtime





# FOYESADE OLUOKUN | 23

**POSITION:** LINEBACKER  
**HT:** 6-2 | **WT:** 230 | **DOB:** 8-2-1995  
**COLLEGE:** YALE  
**HOMETOWN:** ST. LOUIS, MO.  
**ACQ:** UFA (ATL)-'22  
**EXP:** 7th YEAR

 @foyelicious  
 @foyelicious

## KEY TRANSACTIONS

- Originally drafted by Atlanta in the sixth round (200th overall) of the 2018 draft
- Signed by Jacksonville as an unrestricted free agent on 3/16/22
- Signed a contract extension with Jacksonville on 3/29/24

## PRO

### 2023 (Jaguars)

- Voted a captain for the 2023 season
- Started all 17 games and recorded 173 tackles (111 solo), 10 quarterback hits, eight tackles for loss, six passes defended, three fumble recoveries, one forced fumble and one interception he returned 24 yards for a touchdown... His 173 total tackles ranked fourth in the NFL
- **12/24 at T.B.:** Posted 12 total tackles (seven solo) and one quarterback hit... Became the fifth player in the NFL since 2000 to record three consecutive seasons with at least 150 tackles... Reached 500-career solo tackles
- **11/12 vs. S.F.:** Posted 2.0 sacks for a nine-yard loss, marking a single-game career-high sacks
- **10/19 at N.O.:** Posted 14 total tackles (nine solo), two passes defended and a 24-yard interception resulting in a touchdown for the first time in his career
- **10/15 vs. IND:** Recorded 15 total tackles (10 solo), two passes defended and one tackle for loss... Tied the most tackles in a single game against the Colts in team history

### 2022 (Jaguars)

- Voted a captain for the 2022 season
- Started all 17 games and both postseason games... In the regular season, he led the NFL with 184 tackles (128 solo), 12 tackles for loss, five passes defended, 2.0 sacks, two forced fumbles and two fumble recoveries... In the postseason he posted 27 tackles (12 solo) and two quarterback hits... Oluokun's 184 single-season total tackles and 128 solo tackles are the most in franchise history
- **1/7 vs. TEN:** Started at linebacker and recorded a team-leading 13 tackles (eight solo), 1.0 sack and one pass defended
- **12/22 at NYJ:** Started at linebacker and recorded six tackles (three solo), one QB hit, two passes defended and two forced fumbles
- **12/18 vs. DAL:** Started at linebacker and recorded 14 tackles (9 solo), including one tackle for loss... Oluokun surpassed 600 career tackles in the game
- **11/27 vs. BAL:** Recorded a career-high 18 tackles (13 solo)... Oluokun's 18 tackles tied for the third-most single-game tackles in the 2022 season and were the most by any Jaguars player since LB Paul Posluszny recorded 18 in 2015

### 2021 (Falcons)

- Started all 17 games totaling 192 total tackles (102 solo), four tackles for loss, seven quarterback hits, one forced fumble, 2.0 sacks, three interceptions and six passes defended
- In 2021, led the NFL in tackles (192) and also set new single-season career highs in passes defended (six), interceptions (three)
- **9/26 at NYG:** Matched his career-high with 14 total tackles (nine solo), one tackle for loss and one quarterback hit in Week 3 vs. the New York Giants

### 2020 (Falcons)

- Set single-season career-highs in sacks (3.0), forced fumbles (four) and quarterback hits (nine) in 15 games with 15 starts in 2020
- **11/8 vs. DEN:** Recorded 10 tackles and 1.0 sack

### 2019 (Falcons)

- Recorded 56 tackles (32 solo), two tackles for loss and six special teams tackles in 16 games in 2019

### 2018 (Falcons)

- During rookie campaign, played in 16 games with seven starts, tallying 89 tackles (50 solo), two tackles for loss, two QB hits, one pass defended and one special teams tackle

## COLLEGE

- Played in 42 total games for the Bulldogs and tallied 271 total tackles, 13.5 tackles for loss and four interceptions
- Made 75 total stops in 2016, earning Ivy League Honor Roll in games against Cornell and Princeton
- Played in just three games before suffering an injury in 2015. Blocked two FG attempts with eight tackles and two pass breakups



- Earned second-team All-Ivy League honors after playing in all 10 games and tallying a team-high 79 total tackles (36 solo) with two interceptions, one blocked kick, two pass breakups and 1.5 tackles for a loss in 2014
- Named a second-team All-Ivy League performer after starting all 10 games during his freshman season... Received Yale's Charles Loftus Award for the most valuable freshman, posting 59 tackles, one tackle for loss and four pass breakups

**PERSONAL**

- Traveled to Bristol, Manchester and Dublin during the 2024 UK player tour
- Named all-league, all-district and first-team all-state during his senior year at Johns Burroughs High School
- Earned eight varsity letters between football and basketball and was a team captain, all-league and all-district in basketball
- Played high school football with Dallas Cowboys running back Ezekiel Elliott
- In 2019, he served as a celebrity chef at a March of Dimes fundraiser at the College Football Hall of Fame
- <https://www.foyeoluokun.com/> (Has his own clothing line and website)

**FOYESADE OLUOKUN'S NFL REGULAR SEASON DEFENSIVE STATISTICS**

DATE	TEAM	GP	TACKLES							INTERCEPTIONS						O. FUMB				ST			MISC				
			GS	TK	S	A	TFL	YDS	SK	YDS	QBH	NO	YDS	LG	TD	PD	FF	FR	TD	YDS	TK	S	A	FF	FR	S	A
2018	Falcons	16	7	89	55	34	2	4	0.0	0.0	2	0	0	0	0	1	1	0	0	0	2	1	1	0	0	0	0
2019	Falcons	16	3	56	32	24	2	3	0.0	0.0	0	0	0	0	0	0	1	0	0	0	6	4	2	0	0	0	0
2020	Falcons	15	15	117	78	39	4	18	3.0	19.0	9	2	65	51	0	4	4	1	0	0	0	0	0	0	0	0	0
2021	Falcons	17	17	192	102	90	4	19	2.0	14.0	7	3	80	56	0	6	1	0	0	0	0	0	0	0	0	0	0
2022	Jaguars	17	17	184	128	56	12	26	2.0	12.0	9	0	0	0	0	5	2	2	0	0	0	0	0	0	0	0	0
2023	Jaguars	17	17	173	111	62	8	21	2.5	13.0	10	1	24	24t	1	6	1	3	0	0	0	0	0	0	0	0	0
<b>NFL TOTALS</b>		<b>98</b>	<b>76</b>	<b>811</b>	<b>506</b>	<b>305</b>	<b>32</b>	<b>91</b>	<b>9.5</b>	<b>58.0</b>	<b>37</b>	<b>6</b>	<b>169</b>	<b>56</b>	<b>1</b>	<b>22</b>	<b>10</b>	<b>6</b>	<b>0</b>	<b>0</b>	<b>8</b>	<b>5</b>	<b>3</b>	<b>0</b>	<b>0</b>	<b>0</b>	<b>0</b>

**FOYESADE OLUOKUN'S NFL POSTSEASON DEFENSIVE STATISTICS**

DATE	TEAM	GP	TACKLES							INTERCEPTIONS						O. FUMB				ST			MISC				
			GS	TK	S	A	TFL	YDS	SK	YDS	QBH	NO	YDS	LG	TD	PD	FF	FR	TD	YDS	TK	S	A	FF	FR	S	A
2022	Jaguars	2	2	27	12	15	0	0	0.0	0.0	2	0	0	0	0	0	0	0	0	0	0	0	0	0	0	0	0
<b>NFL TOTALS</b>		<b>2</b>	<b>2</b>	<b>27</b>	<b>12</b>	<b>15</b>	<b>0</b>	<b>0</b>	<b>0.0</b>	<b>0.0</b>	<b>2</b>	<b>0</b>	<b>0</b>	<b>0</b>	<b>0</b>	<b>0</b>	<b>0</b>	<b>0</b>	<b>0</b>	<b>0</b>	<b>0</b>	<b>0</b>	<b>0</b>	<b>0</b>	<b>0</b>	<b>0</b>	<b>0</b>

**SINGLE-GAME HIGHS: DEFENSIVE**

<b>Total Tackles</b>	18 vs. Baltimore Ravens, Nov 27, 2022 16 at Philadelphia Eagles, Oct 02, 2022 ...1 more at 16.	<b>Fumble Recoveries</b>	1 vs. Tennessee Titans, Nov 19, 2023 1 vs. Atlanta Falcons, Oct 01, 2023 ...4 more at 1.
<b>Solo Tackles</b>	13 vs. Baltimore Ravens, Nov 27, 2022 12 at Philadelphia Eagles, Oct 02, 2022 ...1 more at 12.	<b>Tackles For Loss</b>	3 vs. San Francisco 49ers, Nov 12, 2023 3 vs. Atlanta Falcons, Oct 01, 2023 ...2 more at 3.
<b>Sacks</b>	2.0 vs. San Francisco 49ers, Nov 12, 2023 1.0 vs. Tennessee Titans, Jan 07, 2023 ...6 more at 1.0.	<b>Interceptions</b>	1 at New Orleans Saints, Oct 19, 2023 1 at Buffalo Bills, Jan 02, 2022 ...4 more at 1.
<b>Passes Defensed</b>	2 at New Orleans Saints, Oct 19, 2023 2 vs. Indianapolis Colts, Oct 15, 2023 ...2 more at 2.	<b>Interception Return Yards</b>	56 at Miami Dolphins, Oct 24, 2021 51 at Kansas City Chiefs, Dec 27, 2020
<b>Forced Fumbles</b>	3 at Dallas Cowboys, Sep 20, 2020 2 at New York Jets, Dec 22, 2022	<b>Special Teams Tackles</b>	2 vs. Los Angeles Rams, Oct 20, 2019 1 vs. Carolina Panthers, Dec 08, 2019 ...5 more at 1.

**SINGLE-GAME HIGHS - POSTSEASON: DEFENSIVE**

<b>Total Tackles</b>	14 at Kansas City Chiefs, Jan 21, 2023 13 vs. Los Angeles Chargers, Jan 14, 2023	<b>Solo Tackles</b>	8 vs. Los Angeles Chargers, Jan 14, 2023 4 at Kansas City Chiefs, Jan 21, 2023
----------------------	---	---------------------	---



**2023 GAME-BY-GAME REGULAR-SEASON STATISTICS (JAGUARS)**

DATE	OPPONENT	P/S	TACKLES								INTERCEPTIONS					O. FUMB				ST					MISC		SCORE		
			TK	S	A	SK	YDS	TFL	YDS	QBH	NO	YDS	LG	TD	PD	FF	FR	TD	YDS	TK	S	A	FF	FR	S	A		W/L	
09/10	at Colts	S	13	8	5	0.0	0.0	0	0	1	0	0	0	0	1	0	0	0	0	0	0	0	0	0	0	0	0	W	31-21
09/17	Chiefs	S	10	6	4	0.0	0.0	0	0	0	0	0	0	0	0	0	1	0	0	0	0	0	0	0	0	0	L	9-17	
09/24	Texans	S	14	8	6	0.0	0.0	0	0	0	0	0	0	0	0	0	0	0	0	0	0	0	0	0	0	0	L	17-37	
10/01	Falcons	S	9	8	1	0.0	0.0	3	9	0	0	0	0	0	0	0	1	0	0	0	0	0	0	0	0	0	W	23-7	
10/08	at Bills	S	6	4	2	0.0	0.0	0	0	1	0	0	0	0	0	0	0	0	0	0	0	0	0	0	0	0	W	25-20	
10/15	Colts	S	15	10	5	0.0	0.0	1	1	0	0	0	0	0	2	0	0	0	0	0	0	0	0	0	0	0	W	37-20	
10/19	at Saints	S	14	9	5	0.0	0.0	0	0	0	1	24	24	1	2	0	0	0	0	0	0	0	0	0	0	0	W	31-24	
10/29	at Steelers	S	11	9	2	0.0	0.0	0	0	1	0	0	0	0	0	1	0	0	0	0	0	0	0	0	0	0	W	20-10	
11/12	49ers	S	9	6	3	2.0	9.0	3	11	2	0	0	0	0	0	0	0	0	0	0	0	0	0	0	0	0	L	3-34	
11/19	Titans	S	6	1	5	0.5	4.0	0	0	1	0	0	0	0	0	0	1	0	0	0	0	0	0	0	0	0	W	34-14	
11/26	at Texans	S	11	8	3	0.0	0.0	0	0	0	0	0	0	0	0	0	0	0	0	0	0	0	0	0	0	0	W	24-21	
12/04	Bengals	S	13	8	5	0.0	0.0	0	0	1	0	0	0	0	0	0	0	0	0	0	0	0	0	0	0	0	L	31-34+	
12/10	at Browns	S	7	5	2	0.0	0.0	1	0	0	0	0	0	0	0	0	0	0	0	0	0	0	0	0	0	0	L	27-31	
12/17	Ravens	S	10	8	2	0.0	0.0	0	0	1	0	0	0	0	0	0	0	0	0	0	0	0	0	0	0	0	L	7-23	
12/24	at Buccaneers	S	12	7	5	0.0	0.0	0	0	1	0	0	0	0	0	0	0	0	0	0	0	0	0	0	0	0	L	12-30	
12/31	Panthers	S	6	3	3	0.0	0.0	0	0	1	0	0	0	0	1	0	0	0	0	0	0	0	0	0	0	0	W	26-0	
01/07	at Titans	S	7	3	4	0.0	0.0	0	0	0	0	0	0	0	0	0	0	0	0	0	0	0	0	0	0	0	L	20-28	
<b>2023 TOTALS</b>			<b>173</b>	<b>111</b>	<b>62</b>	<b>2.5</b>	<b>13.0</b>	<b>8</b>	<b>21</b>	<b>10</b>	<b>1</b>	<b>24</b>	<b>24T</b>	<b>1</b>	<b>6</b>	<b>1</b>	<b>3</b>	<b>0</b>	<b>0</b>	<b>0</b>	<b>0</b>	<b>0</b>	<b>0</b>	<b>0</b>	<b>0</b>	<b>0</b>	<b>9-8</b>		

+ - Overtime







# AMANI ORUWARIYE | 27

**POSITION:** CORNERBACK  
**HT:** 6-2 | **WT:** 200 | **DOB:** 2-9-1996  
**COLLEGE:** PENN STATE  
**HOMETOWN:** TAMPA, FLA.  
**ACQ:** FA-'23  
**EXP:** 6th YEAR



## KEY TRANSACTIONS

- Originally selected by Detroit in the fifth round (146th pick overall) of the 2019 NFL Draft.
- Signed to the Giants practice squad on 3/23/23
- Signed to Jacksonville's practice squad on 10/17/23

## PRO

### 2023 (Jaguars)

- Did not see game action after joining the practice squad on 10/17

### 2022 (Lions)

- Appeared in 14 games with five starts and made 43 tackles (35 solo), one tackle for loss, three passes defended and one fumble recovery
- **10/30 vs. MIA:** Had eight tackles (six solo) in his final start of the season
- **10/23 at DAL:** Recovered a fumble and added five tackles (four solo)
- **9/25 at MIN:** Posted a career-high-tying nine tackles (seven solo), including one for loss

### 2021 (Lions)

- Started all 14 games in which he played for Detroit... Tallied career-high totals of 57 tackles (44 solo) and six interceptions for 73 yards and had 11 passes defended, two tackles for loss and one fumble recovery... His six interceptions ranked third-most in the NFL
- **12/19 at ARI:** Intercepted a QB Kyler Murray pass and returned it a career-long 50 yards
- **10/10 at MIN:** Posted a career-high nine tackles
- **10/03 at CHI:** Made six tackles (three solo) and recorded one pass defended and one interception... This marked his second consecutive week with an interception for the first time in his career

### 2020 (Lions)

- Played in 16 games with 15 starts, both career highs, and posted 53 tackles (45 solo), seven passes defended and one interception
- **12/06 at CHI:** Reached a single-game career-high in both total tackles and solo tackles (five)
- **11/22 at CAR:** Hauled in his only interception of the season... Added five tackles (three solo) and one pass defended

### 2019 (Lions)

- Played in nine games with two starts as a rookie... Made 18 tackles (17 solo) and added three passes defended and two interceptions... Was the first Lions rookie cornerback since 2010 with two picks
- **12/29 vs. GB:** Caught the second interception of his career and made four solo tackles in the season finale
- **11/28 vs. CHI:** Recorded a career-high six tackles (all solo)
- **11/24 at WAS:** Intercepted QB Dwayne Haskins for his first career interception... Added five solo tackles

## COLLEGE

- Played in 48 games with 13 starts at Penn State (2015-18), and posted career totals of 107 tackles, 8 interceptions and 30 passes defended
- In 2018, started all 13 games and totaled 51 tackles, 2 tackles for loss, 3 interceptions and 15 passes defended... Named first-team All-Big Ten and the team's Co-Most Valuable Defensive Player...Participated in the Reese's Senior Bowl
- In 2017, played in 11 games and registered 28 tackles, 4 interceptions and 12 passes defended and was named 2nd-Team All-Big Ten
- In 2016, played in 11 games and made 23 tackles, one interception and 2 passes defended
- As a freshman in 2015, played in 13 games and had 5 tackles and one pass defended

## PERSONAL

- Earned a degree in telecommunications and broadcast journalism
- Three-year letterman at Gaither High School in Tampa, Fla.
- As a senior, named team MVP after recording 47 tackles, 2 for loss, 4 interceptions and 9 pass breakups, plus 4 blocked kicks...Selected first-team all-district honors and was invited to play in the Hillsborough County All-Star Game following his senior season
- As a junior, totaled 43 tackles, 3 interceptions and 3 blocked kicks...Helped the Cowboys win the 2012 Class 7-A District title
- As a sophomore, had 31 stops with 5 interceptions and helped Gaither win 2 playoff games
- Full name is Amani Horatio Oruwariye
- Son of Alfred and Karen Oruwariye...Has 2 older brothers, Alfred and Aaron



**AMANI DRUWARIYE'S NFL REGULAR SEASON DEFENSIVE STATISTICS**

DATE	TEAM	GP	TACKLES							INTERCEPTIONS							O. FUMB					ST				MISC	
			GS	TK	S	A	TFL	YDS	SK	YDS	QBH	NO	YDS	LG	TD	PD	FF	FR	TD	YDS	TK	S	A	FF	FR	S	A
2019	Lions	9	2	18	17	1	0	0	0.0	0.0	0	2	0	0	0	3	0	0	0	0	1	1	0	0	0	0	0
2020	Lions	16	15	53	45	8	1	6	0.0	0.0	0	1	0	0	7	0	0	0	0	0	0	0	0	0	0	0	
2021	Lions	14	14	57	44	13	2	4	0.0	0.0	0	6	73	50	0	11	0	1	0	0	0	0	0	0	0	0	
2022	Lions	14	5	43	35	8	1	0	0.0	0.0	0	0	0	0	3	0	1	0	0	1	1	0	0	0	0	0	
2023	Giants	0	0	0	0	0	0	0	0.0	0.0	0	0	0	0	0	0	0	0	0	0	0	0	0	0	0	0	
Went from <b>N.Y. Giants</b> to <b>Jacksonville</b> .																											
2023	Jaguars	0	0	0	0	0	0	0	0.0	0.0	0	0	0	0	0	0	0	0	0	0	0	0	0	0	0	0	0
2023	TOTAL	0	0	0	0	0	0	0	0.0	0.0	0	0	0	0	0	0	0	0	0	0	0	0	0	0	0	0	0
<b>NFL TOTALS</b>		<b>53</b>	<b>36</b>	<b>171</b>	<b>141</b>	<b>30</b>	<b>4</b>	<b>10</b>	<b>0.0</b>	<b>0.0</b>	<b>0</b>	<b>9</b>	<b>73</b>	<b>50</b>	<b>0</b>	<b>24</b>	<b>0</b>	<b>2</b>	<b>0</b>	<b>0</b>	<b>2</b>	<b>2</b>	<b>0</b>	<b>0</b>	<b>0</b>	<b>0</b>	<b>0</b>

**SINGLE-GAME HIGHS: DEFENSIVE**

<b>Total Tackles</b>	9 at Minnesota Vikings, Sep 25, 2022 9 at Minnesota Vikings, Oct 10, 2021	<b>Tackles For Loss</b>	1 at Minnesota Vikings, Sep 25, 2022 1 vs. Minnesota Vikings, Dec 05, 2021 ...2 more at 1.
<b>Solo Tackles</b>	7 at Minnesota Vikings, Sep 25, 2022 7 vs. Minnesota Vikings, Dec 05, 2021	<b>Interceptions</b>	1 vs. Arizona Cardinals, Dec 19, 2021 1 vs. Chicago Bears, Nov 25, 2021 ...7 more at 1.
<b>Passes Defensed</b>	2 vs. Arizona Cardinals, Dec 19, 2021 2 vs. Chicago Bears, Nov 25, 2021 ...4 more at 2.	<b>Interception Return Yards</b>	50 vs. Arizona Cardinals, Dec 19, 2021 18 vs. Cincinnati Bengals, Oct 17, 2021
<b>Fumble Recoveries</b>	1 at Dallas Cowboys, Oct 23, 2022 1 at Pittsburgh Steelers, Nov 14, 2021	<b>Special Teams Tackles</b>	1 vs. Chicago Bears, Nov 28, 2019

**2023 GAME-BY-GAME REGULAR-SEASON STATISTICS (GIANTS/JAGUARS)**

DATE	OPPONENT	P/S	TACKLES							INTERCEPTIONS							O. FUMB					ST				MISC	
			TK	S	A	SK	YDS	TFL	YDS	QBH	NO	YDS	LG	TD	PD	FF	FR	TD	YDS	TK	S	A	FF	FR	S	A	W/L
09/10	Cowboys																									L	0-40
09/17	at Cardinals																									W	31-28
09/21	at 49ers																									L	12-30
10/02	Seahawks																									L	3-24
10/08	at Dolphins																									L	16-31
Went from <b>Giants</b> to <b>Jaguars</b> .																											
12/04	Bengals																									L	31-34+
<b>2023 TOTALS</b>			<b>0</b>	<b>0</b>	<b>0</b>	<b>0.0</b>	<b>0.0</b>	<b>0</b>	<b>0</b>	<b>0</b>	<b>0</b>	<b>0</b>	<b>0</b>	<b>0</b>	<b>0</b>	<b>0</b>	<b>0</b>	<b>0</b>	<b>0</b>	<b>0</b>	<b>0</b>	<b>0</b>	<b>0</b>	<b>0</b>	<b>0</b>	<b>0</b>	<b>1-5</b>

+ - Overtime





# ESEZI OTOMEWO | 90

**POSITION:** DEFENSIVE TACKLE  
**HT:** 6-5 | **WT:** 282 | **DOB:** 3-9-1999  
**COLLEGE:** MINNESOTA  
**HOMETOWN:** INDIANAPOLIS, IND.  
**ACQ:** FA'-23  
**EXP:** 3rd YEAR

@EzeziOtomewo  
 @esezi

## KEY TRANSACTIONS

- Originally drafted by Minnesota in the fifth round (165th overall) of the 2022 draft
- Signed to Jacksonville's practice squad on 8/31/23

## PRO

### 2023 (Jaguars)

- Spent the season on the practice squad

### 2022 (Vikings)

- Appeared in five games and recorded five tackles

## COLLEGE

- Played three seasons at the University of Minnesota (2018-21)
- Started all 13 games in 2021, tallying 30 tackles, 4.5 tackles for loss, 3.0 sacks and one safety
- Played in seven games in 2020, totaling 15 tackles and one sack at Illinois
- Appeared in all 13 games in 2019, making 22 tackles, 5.0 tackles for loss and 2.5 sacks

## PERSONAL

- Attended Red Lion Christian High School in Bear, Del.
- Played high school football with Bengals RB Chris Evans
- Has three sisters, one full and two half sisters
- Business and marketing major

## ESEZI OTOMEWO'S NFL REGULAR SEASON DEFENSIVE STATISTICS

DATE	TEAM	GP	TACKLES							INTERCEPTIONS							O. FUMB				ST				MISC		
			GS	TK	S	A	TFL	YDS	SK	YDS	QBH	NO	YDS	LG	TD	PD	FF	FR	TD	YDS	TK	S	A	FF	FR	S	A
2022	Vikings	5	0	5	3	2	1	1	0.0	0.0	0	0	0	0	0	0	0	0	0	0	0	0	0	0	0	0	0
2023	Jaguars	0	0	0	0	0	0	0	0.0	0.0	0	0	0	0	0	0	0	0	0	0	0	0	0	0	0	0	
<b>NFL TOTALS</b>		<b>5</b>	<b>0</b>	<b>5</b>	<b>3</b>	<b>2</b>	<b>1</b>	<b>1</b>	<b>0.0</b>	<b>0.0</b>	<b>0</b>	<b>0</b>	<b>0</b>	<b>0</b>	<b>0</b>	<b>0</b>	<b>0</b>	<b>0</b>	<b>0</b>	<b>0</b>	<b>0</b>	<b>0</b>	<b>0</b>	<b>0</b>	<b>0</b>	<b>0</b>	

## ESEZI OTOMEWO'S NFL POSTSEASON DEFENSIVE STATISTICS

DATE	TEAM	GP	TACKLES							INTERCEPTIONS							O. FUMB				ST				MISC	
			GS	TK	S	A	TFL	YDS	SK	YDS	QBH	NO	YDS	LG	TD	PD	FF	FR	TD	YDS	TK	S	A	FF	FR	S
2022	Vikings	0	0	0	0	0	0	0	0.0	0.0	0	0	0	0	0	0	0	0	0	0	0	0	0	0	0	0
<b>NFL TOTALS</b>		<b>0</b>	<b>0</b>	<b>0</b>	<b>0</b>	<b>0</b>	<b>0</b>	<b>0</b>	<b>0.0</b>	<b>0.0</b>	<b>0</b>	<b>0</b>	<b>0</b>	<b>0</b>	<b>0</b>	<b>0</b>	<b>0</b>	<b>0</b>	<b>0</b>	<b>0</b>	<b>0</b>	<b>0</b>	<b>0</b>	<b>0</b>	<b>0</b>	<b>0</b>

## SINGLE-GAME HIGHS: DEFENSIVE

**Total Tackles** 1 at Chicago Bears, Jan 08, 2023  
 1 at Green Bay Packers, Jan 01, 2023  
 ...3 more at 1.

**Solo Tackles** 1 at Chicago Bears, Jan 08, 2023  
 1 vs. New York Giants, Dec 24, 2022  
 ...1 more at 1.







# ANDREW PARKER JR. | 58

**POSITION:** LINEBACKER  
**HT:** 5-11 | **WT:** 226 | **DOB:** 7-26-2000  
**COLLEGE:** APPALACHIAN STATE  
**HOMETOWN:** NEW ORLEANS, LA.  
**ACQ:** UDFA-'24  
**EXP:** R

Twitter: @AndrewParkerII  
 Instagram: @re1entless\_

## KEY TRANSACTIONS

- Originally signed as an undrafted free agent with Jacksonville on 4/30/24

## COLLEGE

- Played in 55 career games in college including 26 at Appalachian State and 29 at Arkansas
- Recorded 182 total tackles (80 solo), 9.5 tackles for loss, 3.0 sacks, three passes defended, one forced fumble and one fumble recovery from 2022-2023 at Appalachian State
- Played for Arkansas from 2018-2021
- Named to First Team All-Sun Belt in 2023 and was named Appalachian State's 2023 Defensive Player of the Year

## PERSONAL

- Attended Sophie B. Wright High School
- Credited with 107 tackles, 26 tackles for loss, three forced fumbles and one recovered fumble while rushing for 275 yards and a touchdown on 14 carries in high school
- Has a Bachelor's of Science in physics

## ANDREW PARKER JR.'S COLLEGE DEFENSIVE STATISTICS

DATE	TEAM	GP	GS	TACKLES							INTERCEPTIONS					O. FUMB				ST				MISC				
				TK	S	A	TFL	YDS	SK	YDS	QBH	NO	YDS	LG	TD	PD	FF	FR	TD	YDS	TK	S	A	FF	FR	S	A	
2019	Arkansas	7	0	5	2	3	0.0	0.0	0.0	0.0	0	0	0	0	0	0	0	0	0	0	0	0	0	0	0	0	0	0
2020	Arkansas	10	0	12	3	9	0.0	0.0	0.0	0.0	0	0	0	0	0	0	0	0	0	0	0	0	0	0	0	0	0	
2021	Arkansas	13	0	7	4	3	1.0	5.0	1.0	5.0	2	0	0	0	0	0	0	0	0	0	0	0	0	0	0	0	0	
2022	App State	12	10	68	28	40	3.5	16.0	1.0	14.0	0	0	0	0	0	1	1	0	0	0	0	0	0	0	0	0	0	
2023	App State	14	14	110	51	59	6.0	30.0	2.0	19.0	4	0	0	0	0	2	0	1	0	0	0	0	0	0	0	0	0	
<b>TOTALS</b>		<b>56</b>	<b>24</b>	<b>202</b>	<b>88</b>	<b>114</b>	<b>10.5</b>	<b>51.0</b>	<b>4.0</b>	<b>38.0</b>	<b>6</b>	<b>0</b>	<b>0</b>	<b>0</b>	<b>0</b>	<b>3</b>	<b>1</b>	<b>1</b>	<b>0</b>	<b>0</b>	<b>0</b>	<b>0</b>	<b>0</b>	<b>0</b>	<b>0</b>	<b>0</b>	<b>0</b>	

## COLLEGE 2023 GAME-BY-GAME STATISTICS (APP STATE)

DATE	OPPONENT	P/S	TACKLES							INTERCEPTIONS					O. FUMB				ST				MISC		SCORE			
			TK	S	A	SK	YDS	TFL	YDS	QBH	NO	YDS	LG	TD	PD	FF	FR	TD	YDS	TK	S	A	FF	FR		S	A	W/L
09/02	Gardner-Webb	S	6	2	4	0.0	0.0	0.0	0.0	0	0	0	0	0	1	0	0	0	0	0	0	0	0	0	0	0	W	45-24
09/09	at North Carolina	S	12	8	4	0.0	0.0	0.0	0.0	0	0	0	0	0	0	0	0	0	0	0	0	0	0	0	0	0	L	34-40
09/16	East Carolina	S	7	3	4	1.0	11.0	1.5	12.0	1	0	0	0	0	0	0	0	0	0	0	0	0	0	0	0	W	43-28	
09/23	at Wyoming	S	3	3	0	1.0	8.0	1.0	8.0	0	0	0	0	0	0	0	0	0	0	0	0	0	0	0	0	L	19-22	
09/30	at ULM	S	9	4	5	0.0	0.0	0.0	0.0	0	0	0	0	0	0	0	0	0	0	0	0	0	0	0	0	W	41-40	
10/10	Coastal Carolina	S	12	5	7	0.0	0.0	0.0	0.0	1	0	0	0	0	0	0	0	0	0	0	0	0	0	0	0	L	24-27	
10/21	at Old Dominion	S	6	2	4	0.0	0.0	0.0	0.0	0	0	0	0	0	0	0	0	0	0	0	0	0	0	0	0	L	21-28	
10/28	Southern Miss.	S	13	5	8	0.0	0.0	0.0	0.0	0	0	0	0	0	0	0	0	0	0	0	0	0	0	0	0	W	48-38	
11/04	Marshall	S	5	2	3	0.0	0.0	1.5	4.0	1	0	0	0	0	0	0	0	0	0	0	0	0	0	0	0	W	31-9	
11/11	at Georgia St.	S	14	10	4	0.0	0.0	2.0	6.0	1	0	0	0	0	0	0	1	0	0	0	0	0	0	0	0	W	42-14	
11/18	at James Madison	S	7	3	4	0.0	0.0	0.0	0.0	0	0	0	0	0	1	0	0	0	0	0	0	0	0	0	0	W	26-23	
11/25	Ga. Southern	S	5	1	4	0.0	0.0	0.0	0.0	0	0	0	0	0	0	0	0	0	0	0	0	0	0	0	0	W	55-27	
12/02	at Troy	S	5	1	4	0.0	0.0	0.0	0.0	0	0	0	0	0	0	0	0	0	0	0	0	0	0	0	0	L	23-49	
12/16	Miami (OH)	S	6	2	4	0.0	0.0	0.0	0.0	0	0	0	0	0	0	0	0	0	0	0	0	0	0	0	0	W	13-9	
<b>2023 TOTALS</b>		<b>14-14</b>	<b>110</b>	<b>51</b>	<b>59</b>	<b>2.0</b>	<b>19.0</b>	<b>6.0</b>	<b>30.0</b>	<b>4</b>	<b>0</b>	<b>0</b>	<b>0</b>	<b>0</b>	<b>2</b>	<b>0</b>	<b>1</b>	<b>0</b>	<b>0</b>	<b>0</b>	<b>0</b>	<b>0</b>	<b>0</b>	<b>0</b>	<b>0</b>	<b>9-5</b>		





# DE'ANTRE PRINCE | 24

**POSITION:** CORNERBACK  
**HT:** 6-0 | **WT:** 183 | **DOB:** 10-12-2000  
**COLLEGE:** MISSISSIPPI  
**HOMETOWN:** CHARLESTON, MISS.  
**ACQ:** D5-'24  
**EXP:** R

## KEY TRANSACTIONS

- Originally drafted by Jacksonville in the fifth round (153rd overall) in the 2024 draft

## COLLEGE

- Participated in the 2024 East-West Bowl
- Appeared in 51 games and recorded 146 tackles (101 solo), six interceptions, six tackles for loss and 1.0 sack for Mississippi

## PERSONAL

- Son of Jackie Prince and Brandon Brown
- Majored in Multi-disciplinary studies

### DE'ANTRE PRINCE'S COLLEGE DEFENSIVE STATISTICS

DATE	TEAM	GP	GS	TACKLES							INTERCEPTIONS					O. FUMB				ST				MISC					
				TK	S	A	TFL	YDS	SK	YDS	QBH	NO	YDS	LG	TD	PD	FF	FR	TD	YDS	TK	S	A	FF	FR	S	A		
2019	Ole Miss	12	4	25	18	7	0.0	0.0	0.0	0.0	0	2	21	21	0	2	0	0	0	0	0	0	0	0	0	0	0	0	0
2021	Ole Miss	13	7	45	33	12	0.0	0.0	0.0	0.0	0	2	15	15	0	3	1	0	0	0	0	0	0	0	0	0	0	0	0
2022	Ole Miss	13	13	39	26	13	1.0	3.0	0.0	0.0	0	1	0	0	0	11	0	0	0	0	0	0	0	0	0	0	0	0	0
2023	Ole Miss	13	13	36	24	12	5.0	9.0	1.0	1.0	0	1	44	44	0	5	1	0	0	0	0	0	0	0	0	0	0	0	0
<b>TOTALS</b>		<b>51</b>	<b>37</b>	<b>145</b>	<b>101</b>	<b>44</b>	<b>6.0</b>	<b>12.0</b>	<b>1.0</b>	<b>1.0</b>	<b>0</b>	<b>6</b>	<b>80</b>	<b>44</b>	<b>0</b>	<b>21</b>	<b>2</b>	<b>0</b>	<b>0</b>	<b>0</b>	<b>0</b>	<b>0</b>	<b>0</b>	<b>0</b>	<b>0</b>	<b>0</b>	<b>0</b>	<b>0</b>	<b>0</b>

### COLLEGE 2023 GAME-BY-GAME STATISTICS (OLE MISS)

DATE	OPPONENT	P/S	TACKLES							INTERCEPTIONS					O. FUMB				ST				MISC		SCORE				
			TK	S	A	SK	YDS	TFL	YDS	QBH	NO	YDS	LG	TD	PD	FF	FR	TD	YDS	TK	S	A	FF	FR		S	A	W/L	
09/02	Mercer	S	2	2	0	0.0	0.0	0.0	0.0	0	0	0	0	0	0	0	0	0	0	0	0	0	0	0	0	0	0	W	73-7
09/09	at Tulane	S	3	2	1	0.0	0.0	0.0	0.0	0	1	44	44	0	2	0	0	0	0	0	0	0	0	0	0	0	0	W	37-20
09/16	Georgia Tech	S	4	1	3	0.0	0.0	1.0	2.0	0	0	0	0	0	0	0	0	0	0	0	0	0	0	0	0	0	W	48-23	
09/23	at Alabama	S	5	2	3	0.0	0.0	0.0	0.0	0	0	0	0	0	0	0	0	0	0	0	0	0	0	0	0	0	L	10-24	
09/30	LSU	S	2	2	0	0.0	0.0	0.0	0.0	0	0	0	0	0	0	0	0	0	0	0	0	0	0	0	0	0	W	55-49	
10/07	Arkansas	S	4	4	0	0.0	0.0	2.0	4.0	0	0	0	0	0	0	1	0	0	0	0	0	0	0	0	0	0	W	27-20	
10/21	at Auburn	S	1	1	0	0.0	0.0	1.0	2.0	0	0	0	0	0	1	0	0	0	0	0	0	0	0	0	0	0	W	28-21	
10/28	Vanderbilt	S	1	1	0	0.0	0.0	0.0	0.0	0	0	0	0	0	1	0	0	0	0	0	0	0	0	0	0	0	W	33-7	
11/04	Texas A&M	S	6	4	2	0.0	0.0	0.0	0.0	0	0	0	0	0	0	0	0	0	0	0	0	0	0	0	0	0	W	38-35	
11/11	at Georgia	S	2	1	1	0.0	0.0	0.0	0.0	0	0	0	0	0	1	0	0	0	0	0	0	0	0	0	0	0	L	17-52	
11/18	ULM	S	2	0	2	0.0	0.0	0.0	0.0	0	0	0	0	0	0	0	0	0	0	0	0	0	0	0	0	0	W	35-3	
11/23	at Mississippi St.	S	2	2	0	1.0	1.0	1.0	1.0	0	0	0	0	0	0	0	0	0	0	0	0	0	0	0	0	0	W	17-7	
12/30	at Penn St.	S	2	2	0	0.0	0.0	0.0	0.0	0	0	0	0	0	0	0	0	0	0	0	0	0	0	0	0	0	W	38-25	
<b>2023 TOTALS</b>		<b>13-13</b>	<b>36</b>	<b>24</b>	<b>12</b>	<b>1.0</b>	<b>1.0</b>	<b>5.0</b>	<b>9.0</b>	<b>0</b>	<b>1</b>	<b>44</b>	<b>44</b>	<b>0</b>	<b>5</b>	<b>1</b>	<b>0</b>	<b>0</b>	<b>0</b>	<b>0</b>	<b>0</b>	<b>0</b>	<b>0</b>	<b>0</b>	<b>0</b>	<b>0</b>	<b>0</b>	<b>11-2</b>	







# JOSH PROCTOR | 43

POSITION: SAFETY  
 HT: 6-1 | WT: 199 | DOB: 3-27-1999  
 COLLEGE: OHIO STATE  
 HOMETOWN: OWASSO, OKLA.  
 ACQ: UDFA-'24  
 EXP: R

@Jproctor\_2018  
 @\_proctor3

## KEY TRANSACTIONS

- Originally signed as an undrafted free agent with Jacksonville on 4/30/24

## COLLEGE

- Appeared in 53 games over six seasons and recorded 112 tackles, 17 passes defended, 6.5 tackles for loss, three interceptions including one returned for a touchdown, 1.0 sack and one fumble recovery
- Started in 20 games, including 11 games in 2023
- Earned third-team All-Big Ten Conference honors in 2023

## PERSONAL

- Parents are LaVonnia and Kevin Proctor
- Was a four-star prospect and a member of the 2018 ESPN 300 in high school
- Attended Owasso High School in Oklahoma
- Selected to play in the U.S. Army All-American game

## JOSH PROCTOR'S COLLEGE DEFENSIVE STATISTICS

DATE	TEAM	GP	GS	TK	S	TACKLES					INTERCEPTIONS					O. FUMB					ST					MISC								
						A	TFL	YDS	SK	YDS	QBH	NO	YDS	LG	TD	PD	FF	FR	TD	YDS	TK	S	A	FF	FR	S	A							
2018	Ohio St.	9	0	1	1	0	0.0	0.0	0.0	0.0	0	0	0	0	0	0	0	0	0	0	0	0	0	0	0	0	0	0	0	0	0	0	0	0
2019	Ohio St.	11	0	13	10	3	0.0	0.0	0.0	0.0	0	1	0	0	0	3	0	0	0	0	0	0	0	0	0	0	0	0	0	0	0	0	0	
2020	Ohio St.	7	3	20	16	4	1.0	5.0	0.0	0.0	0	1	0	0	0	1	0	1	0	0	0	0	0	0	0	0	0	0	0	0	0	0	0	
2021	Ohio St.	2	1	10	3	7	0.0	0.0	0.0	0.0	0	0	0	0	0	0	0	0	0	0	0	0	0	0	0	0	0	0	0	0	0	0	0	0
2022	Ohio St.	11	4	21	14	7	1.5	1.0	1.0	1.0	1	0	0	0	0	2	0	0	0	0	0	0	0	0	0	0	0	0	0	0	0	0	0	0
2023	Ohio St.	13	11	47	31	16	4.0	6.0	0.0	0.0	1	1	24	24	1	8	0	0	0	0	0	0	0	0	0	0	0	0	0	0	0	0	0	0
<b>TOTALS</b>		<b>53</b>	<b>19</b>	<b>112</b>	<b>75</b>	<b>37</b>	<b>6.5</b>	<b>12.0</b>	<b>1.0</b>	<b>1.0</b>	<b>2</b>	<b>3</b>	<b>24</b>	<b>24</b>	<b>1</b>	<b>14</b>	<b>0</b>	<b>1</b>	<b>0</b>	<b>0</b>	<b>0</b>	<b>0</b>	<b>0</b>	<b>0</b>	<b>0</b>	<b>0</b>	<b>0</b>	<b>0</b>	<b>0</b>	<b>0</b>	<b>0</b>	<b>0</b>	<b>0</b>	<b>0</b>

## COLLEGE 2023 GAME-BY-GAME STATISTICS (OHIO ST.)

DATE	OPPONENT	P/S	TACKLES					INTERCEPTIONS					O. FUMB					ST					MISC												
			TK	S	A	SK	YDS	TFL	YDS	QBH	NO	YDS	LG	TD	PD	FF	FR	TD	YDS	TK	S	A	FF	FR	S	A	W/L	SCORE							
09/02	at Indiana	S	4	2	2	0.0	0.0	1.0	1.0	0	0	0	0	0	1	0	0	0	0	0	0	0	0	0	0	0	0	0	0	0	0	0	0	W	23-3
09/09	Youngstown St.	P	0	0	0	0.0	0.0	0.0	0.0	0	0	0	0	0	0	0	0	0	0	0	0	0	0	0	0	0	0	0	0	0	0	0	0	W	35-7
09/16	Western Ky.	S	5	4	1	0.0	0.0	0.0	0.0	0	0	0	0	0	2	0	0	0	0	0	0	0	0	0	0	0	0	0	0	0	0	0	W	63-10	
09/23	at Notre Dame	S	7	5	2	0.0	0.0	0.0	0.0	0	0	0	0	0	0	0	0	0	0	0	0	0	0	0	0	0	0	0	0	0	0	0	0	W	17-14
10/07	Maryland	S	7	6	1	0.0	0.0	1.5	1.0	0	1	24	24	1	0	0	0	0	0	0	0	0	0	0	0	0	0	0	0	0	0	0	0	W	37-17
10/14	at Purdue	S	2	1	1	0.0	0.0	0.0	0.0	0	0	0	0	0	0	0	0	0	0	0	0	0	0	0	0	0	0	0	0	0	0	0	0	W	41-7
10/21	Penn St.	S	4	3	1	0.0	0.0	1.0	3.0	0	0	0	0	0	2	0	0	0	0	0	0	0	0	0	0	0	0	0	0	0	0	0	0	W	20-12
10/28	at Wisconsin	S	4	1	3	0.0	0.0	0.0	0.0	0	0	0	0	0	1	0	0	0	0	0	0	0	0	0	0	0	0	0	0	0	0	0	0	W	24-10
11/04	at Rutgers	S	2	1	1	0.0	0.0	0.5	1.0	0	0	0	0	0	1	0	0	0	0	0	0	0	0	0	0	0	0	0	0	0	0	0	0	W	35-16
11/11	Michigan St.	P	0	0	0	0.0	0.0	0.0	0.0	0	0	0	0	0	0	0	0	0	0	0	0	0	0	0	0	0	0	0	0	0	0	0	0	W	38-3
11/18	Minnesota	S	1	1	0	0.0	0.0	0.0	0.0	0	0	0	0	0	1	0	0	0	0	0	0	0	0	0	0	0	0	0	0	0	0	0	0	W	37-3
11/25	at Michigan	S	5	5	0	0.0	0.0	0.0	0.0	0	0	0	0	0	0	0	0	0	0	0	0	0	0	0	0	0	0	0	0	0	0	0	0	L	24-30
12/29	Missouri	S	6	2	4	0.0	0.0	0.0	0.0	1	0	0	0	0	0	0	0	0	0	0	0	0	0	0	0	0	0	0	0	0	0	0	0	L	3-14
<b>2023 TOTALS</b>			<b>13-11</b>	<b>47</b>	<b>31</b>	<b>16</b>	<b>0.0</b>	<b>0.0</b>	<b>4.0</b>	<b>6.0</b>	<b>1</b>	<b>1</b>	<b>24</b>	<b>24</b>	<b>1</b>	<b>8</b>	<b>0</b>	<b>0</b>	<b>0</b>	<b>0</b>	<b>0</b>	<b>0</b>	<b>0</b>	<b>0</b>	<b>0</b>	<b>0</b>	<b>0</b>	<b>0</b>	<b>0</b>	<b>0</b>	<b>0</b>	<b>0</b>	<b>11-2</b>		





# ROY ROBERTSON-HARRIS | 95

**POSITION:** DEFENSIVE TACKLE  
**HT:** 6-5 | **WT:** 290 | **DOB:** 7-23-1993  
**COLLEGE:** TEXAS-EL PASO  
**HOMETOWN:** OAKLAND, CALIF.  
**ACQ:** UFA (CHI)-'21  
**EXP:** 8th YEAR

 @BigXander95  
 @bigxander95

## KEY TRANSACTIONS

- Originally signed by Chicago as an undrafted free agent on 5/9/16
- Signed by Jacksonville as an unrestricted free agent on 3/17/21

## PRO

### 2023 (Jaguars)

- Played in and started all 17 games and recorded 34 tackles (16 solo), 11 quarterback hits, a career-high 3.5 sacks, three tackles for loss and one pass defended
- Voted a captain for the 2023 season
- **12/31 vs. CAR:** Posted one solo tackle, one tackle for loss and 1.0 sack
- **12/24 at T.B.:** Recorded four total tackles (three solo), 1.0 sack and one tackle for loss
- **11/26 at HOU:** Recorded one solo tackle and 1.0 sack for a seven-yard loss

### 2022 (Jaguars)

- Started all 17 regular season games and both postseason games... In the regular season he posted a career-high 45 tackles (28 solo), seven tackles for loss, four passes defended and 3.0 sacks... In the postseason he posted 14 tackles (seven solo), five tackles for loss, two passes defended and one sack
- **1/14 vs. LAC:** Started at defensive end and recorded seven tackles (five solo), 1.0 sack and two passes defended
- **12/22 at NYJ:** Started at defensive end and recorded two tackles (one solo), 1.0 sack, and one pass defended
- **10/2 at PHI:** Started on the defensive line and recorded nine tackles (three solo)... His nine total tackles set a new career-high

### 2021 (Jaguars)

- Played in 14 games and recorded a career-high 37 tackles and 3.0 sacks
- **12/19 vs. HOU:** Started along the defensive line and recorded five total tackles (two solo)
- **12/12 at TEN:** Started along the defensive line and posted four total tackles (three solo), including 1.0 sack and one QB hit
- **11/28 vs. ATL:** Started along the defensive line and posted two tackles and 1.0 sack, marking the first time in his career he has recorded at least 1.0 sack in back-to-back games
- **11/21 vs. S.F.:** Started along the defensive line and totaled three tackles, including 1.0 sack and two QB hits
- **9/12 at HOU:** Started at defensive end and recorded five total tackles (two solo) and one QB hit in Jaguars debut

### 2020 (Bears)

- Started the first four games along the defensive front
- **9/13 vs. DET:** Recorded two QBHs in the win over the Lions
- Was placed on Injured Reserve prior to Week 10

### 2019 (Bears)

- Appeared in 15 games with seven starts, recording 30 tackles, 2.5 sacks, three pass defenses and three tackles for loss
- **9/5 vs. GB:** Posted three tackles, 1.0 sack, two tackles for loss and three quarterback hits
- **9/29 vs. MIN:** Had three tackles, 1.5 sacks for minus-13 yards and two quarterback hits

### 2018 (Bears)

- Appeared in 16 games, recording 20 tackles, 3.0 sacks and two passes defended
- **9/9 at GB:** Had 1.0 sack in the opener
- **1/6/19 vs. PHI:** Appeared as a reserve in the Wild Card playoff game

### 2017 (Bears)

- Appeared in 13 games as a reserve, recording 12 tackles, 2.0 sacks, two tackles for loss, one pass defended, one fumble recovery and one special teams tackle

## COLLEGE

- Tallied 138 career tackles, 25 tackles for loss, 10.5 sacks and nine pass breakups in four seasons at UTEP (2012-15)



**PERSONAL**

- Attended South Grand Prairie High School
- Cousin, Carl Nicks, played for the New Orleans Saints and Tampa Bay Buccaneers and was a two-time Pro Bowler
- Multidisciplinary studies major at UTEP

**ROY ROBERTSON-HARRIS' NFL REGULAR SEASON DEFENSIVE STATISTICS**

DATE	TEAM	GP	TACKLES										INTERCEPTIONS					O. FUMB					ST					MISC	
			GS	TK	S	A	TFL	YDS	SK	YDS	QBH	NO	YDS	LG	TD	PD	FF	FR	TD	YDS	TK	S	A	FF	FR	S	A		
2017	Bears	13	0	12	7	5	2	7	2.0	7.0	4	0	0	0	0	1	0	0	0	0	0	1	1	0	0	1	0	0	
2018	Bears	16	0	22	10	12	3	22	3.0	25.0	11	0	0	0	2	0	0	0	0	0	0	0	0	0	0	0	0		
2019	Bears	15	7	30	22	8	3	21	2.5	23.5	10	0	0	0	3	0	0	0	0	0	0	0	0	0	0	0	0		
2020	Bears	8	6	10	7	3	1	5	0.0	0.0	5	0	0	0	0	0	0	0	0	0	0	0	0	0	0	0	0		
2021	Jaguars	14	13	37	21	16	4	23	3.0	23.0	9	0	0	0	2	0	0	0	0	0	0	0	0	0	0	0	0		
2022	Jaguars	17	17	45	28	17	7	33	3.0	21.0	12	0	0	0	4	0	0	0	0	0	0	0	0	0	0	0	0		
2023	Jaguars	17	17	34	16	18	3	22	3.5	26.5	11	0	0	0	1	0	0	0	0	0	0	0	0	0	0	0	0		
<b>NFL TOTALS</b>		<b>100</b>	<b>60</b>	<b>190</b>	<b>111</b>	<b>79</b>	<b>23</b>	<b>133</b>	<b>17.0</b>	<b>126.0</b>	<b>62</b>	<b>0</b>	<b>0</b>	<b>0</b>	<b>0</b>	<b>13</b>	<b>0</b>	<b>0</b>	<b>0</b>	<b>0</b>	<b>0</b>	<b>1</b>	<b>1</b>	<b>0</b>	<b>0</b>	<b>1</b>	<b>0</b>	<b>0</b>	

**ROY ROBERTSON-HARRIS' NFL POSTSEASON DEFENSIVE STATISTICS**

DATE	TEAM	GP	TACKLES										INTERCEPTIONS					O. FUMB					ST					MISC	
			GS	TK	S	A	TFL	YDS	SK	YDS	QBH	NO	YDS	LG	TD	PD	FF	FR	TD	YDS	TK	S	A	FF	FR	S	A		
2018	Bears	1	0	0	0	0	0	0	0.0	0.0	0	0	0	0	0	0	0	0	0	0	0	0	0	0	0	0	0	0	
2020	Bears	0	0	0	0	0	0	0	0.0	0.0	0	0	0	0	0	0	0	0	0	0	0	0	0	0	0	0	0	0	
2022	Jaguars	2	2	14	7	7	5	20	1.0	7.0	2	0	0	0	2	0	0	0	0	0	0	0	0	0	0	0	0	0	
<b>NFL TOTALS</b>		<b>3</b>	<b>2</b>	<b>14</b>	<b>7</b>	<b>7</b>	<b>5</b>	<b>20</b>	<b>1.0</b>	<b>7.0</b>	<b>2</b>	<b>0</b>	<b>0</b>	<b>0</b>	<b>2</b>	<b>0</b>	<b>0</b>	<b>0</b>	<b>0</b>	<b>0</b>	<b>0</b>	<b>0</b>	<b>0</b>	<b>0</b>	<b>0</b>	<b>0</b>	<b>0</b>	<b>0</b>	

**SINGLE-GAME HIGHS: DEFENSIVE**

<b>Total Tackles</b>	9 at Philadelphia Eagles, Oct 02, 2022 5 vs. Houston Texans, Sep 24, 2023 ...5 more at 5.	<b>Tackles For Loss</b>	2 vs. Indianapolis Colts, Sep 18, 2022 2 at Tennessee Titans, Dec 12, 2021 ...1 more at 2.
<b>Solo Tackles</b>	5 vs. Dallas Cowboys, Dec 18, 2022 4 at Tennessee Titans, Dec 12, 2021 ...2 more at 4.	<b>Special Teams Tackles</b>	1 at Baltimore Ravens, Oct 15, 2017
<b>Sacks</b>	1.5 vs. Minnesota Vikings, Sep 29, 2019 1.0 vs. Tennessee Titans, Jan 07, 2023 ...10 more at 1.0.	<b>Special Teams Fumble Recoveries</b>	1 vs. Atlanta Falcons, Sep 10, 2017
<b>Passes Defensed</b>	1 vs. Baltimore Ravens, Dec 17, 2023 1 at New York Jets, Dec 22, 2022 ...11 more at 1.		

**SINGLE-GAME HIGHS - POSTSEASON: DEFENSIVE**

<b>Total Tackles</b>	7 at Kansas City Chiefs, Jan 21, 2023 7 vs. Los Angeles Chargers, Jan 14, 2023	<b>Passes Defensed</b>	2 vs. Los Angeles Chargers, Jan 14, 2023
<b>Solo Tackles</b>	5 vs. Los Angeles Chargers, Jan 14, 2023 2 at Kansas City Chiefs, Jan 21, 2023	<b>Tackles For Loss</b>	4 vs. Los Angeles Chargers, Jan 14, 2023 1 at Kansas City Chiefs, Jan 21, 2023
<b>Sacks</b>	1.0 vs. Los Angeles Chargers, Jan 14, 2023		



**2023 GAME-BY-GAME REGULAR-SEASON STATISTICS (JAGUARS)**

DATE	OPPONENT	P/S	TACKLES									INTERCEPTIONS					O. FUMB				ST				MISC		SCORE	
			TK	S	A	SK	YDS	TFL	YDS	QBH	NO	YDS	LG	TD	PD	FF	FR	TD	YDS	TK	S	A	FF	FR	S	A		W/L
09/10	at Colts	S	4	2	2	0.0	0.0	0	0	0	0	0	0	0	0	0	0	0	0	0	0	0	0	0	0	0	W	31-21
09/17	Chiefs	S	2	1	1	0.0	0.0	0	0	1	0	0	0	0	0	0	0	0	0	0	0	0	0	0	0	L	9-17	
09/24	Texans	S	5	2	3	0.0	0.0	0	0	0	0	0	0	0	0	0	0	0	0	0	0	0	0	0	0	L	17-37	
10/01	Falcons	S	2	1	1	0.0	0.0	0	0	1	0	0	0	0	0	0	0	0	0	0	0	0	0	0	0	W	23-7	
10/08	at Bills	S	2	0	2	0.0	0.0	0	0	0	0	0	0	0	0	0	0	0	0	0	0	0	0	0	0	W	25-20	
10/15	Colts	S	1	0	1	0.5	4.5	0	0	3	0	0	0	0	0	0	0	0	0	0	0	0	0	0	0	W	37-20	
10/19	at Saints	S	2	1	1	0.0	0.0	0	0	1	0	0	0	0	0	0	0	0	0	0	0	0	0	0	0	W	31-24	
10/29	at Steelers	S	3	1	2	0.0	0.0	0	0	1	0	0	0	0	0	0	0	0	0	0	0	0	0	0	0	W	20-10	
11/12	49ers	S	1	0	1	0.0	0.0	0	0	0	0	0	0	0	0	0	0	0	0	0	0	0	0	0	0	L	3-34	
11/19	Titans	S	1	0	1	0.0	0.0	0	0	0	0	0	0	0	0	0	0	0	0	0	0	0	0	0	0	W	34-14	
11/26	at Texans	S	1	1	0	1.0	7.0	1	7	1	0	0	0	0	0	0	0	0	0	0	0	0	0	0	0	W	24-21	
12/04	Bengals	S	0	0	0	0.0	0.0	0	0	1	0	0	0	0	0	0	0	0	0	0	0	0	0	0	0	L	31-34+	
12/10	at Browns	S	1	1	0	0.0	0.0	0	0	0	0	0	0	0	0	0	0	0	0	0	0	0	0	0	0	L	27-31	
12/17	Ravens	S	2	1	1	0.0	0.0	0	0	0	0	0	0	0	1	0	0	0	0	0	0	0	0	0	0	L	7-23	
12/24	at Buccaneers	S	4	3	1	1.0	5.0	1	5	1	0	0	0	0	0	0	0	0	0	0	0	0	0	0	0	L	12-30	
12/31	Panthers	S	1	1	0	1.0	10.0	1	10	1	0	0	0	0	0	0	0	0	0	0	0	0	0	0	0	W	26-0	
01/07	at Titans	S	2	1	1	0.0	0.0	0	0	0	0	0	0	0	0	0	0	0	0	0	0	0	0	0	0	L	20-28	
<b>2023 TOTALS</b>			<b>17-17</b>	<b>34</b>	<b>16</b>	<b>18</b>	<b>3.5</b>	<b>26.5</b>	<b>3</b>	<b>22</b>	<b>11</b>	<b>0</b>	<b>0</b>	<b>0</b>	<b>0</b>	<b>1</b>	<b>0</b>	<b>0</b>	<b>0</b>	<b>0</b>	<b>0</b>	<b>0</b>	<b>0</b>	<b>0</b>	<b>0</b>	<b>0</b>	<b>9-8</b>	

+ - Overtime





## CAM ROBINSON | 74

**POSITION:** OFFENSIVE LINEMAN  
**HT:** 6-6 | **WT:** 335 | **DOB:** 10-9-1995  
**COLLEGE:** ALABAMA  
**HOMETOWN:** WEST MONROE, LA.  
**ACQ:** D2-'17  
**EXP:** 8th YEAR

 @crobinson\_68  
 @\_crob68

### KEY TRANSACTIONS

- Originally drafted by Jacksonville in the second round (34th overall) of the 2017 draft on choice obtained from Seattle for Jaguars' second-round (35th) and sixth-round (187th overall) picks
- Jacksonville placed the franchise tag on Robinson on 3/9/21
- Reached a contract extension with Jacksonville on 6/13/22

### PRO

#### 2023 (Jaguars)

- Started all nine games he appeared in
- **1/7 at TEN:** Started at left tackle and played all 71 offensive snaps
- **10/29 at PIT:** Started at left tackle and played all 71 offensive snaps
- **10/8 at BUF:** Started at left tackle and played 85 of 88 offensive snaps in season debut... Left the game briefly with an elbow injury but returned to action... Saw action on special teams

#### 2022 (Jaguars)

- Started 14 regular season games before suffering a knee injury
- Placed on injured reserve on 12/26/22
- **12/11 at TEN:** Started at left tackle and played all 72 offensive snaps
- **10/30 vs. DEN:** Started at left tackle and played all 72 offensive snaps
- **10/9 vs. HOU:** Started at left tackle and played all 75 offensive snaps and one special team snap
- **9/25 at LAC:** Started at left tackle and played in 75 offensive snaps and two special teams snaps

#### 2021 (Jaguars)

- Started 14 games at left tackle
- **12/26 at NYJ:** Started at left tackle and played all 73 offensive snaps
- **11/28 vs. ATL:** Started at left tackle and played all 73 offensive snaps
- **10/10 vs. TEN:** Started at left tackle and helped RB James Robinson rush for a career-high 149 yards
- **9/26 vs. ARI:** Started at left tackle and helped the offense rush for 159 yards on 29 attempts... Briefly left the game with a shoulder injury but returned to finish the contest

#### 2020 (Jaguars)

- Started all 16 games in which he appeared at left tackle... Part of an offensive line that helped rookie RB James Robinson tally the most scrimmage yards (1,414) and the second-most rushing yards (1,070) by an undrafted rookie in NFL history
- **9/20 at TEN:** Started at left tackle and helped the team rush for 165 yards

#### 2019 (Jaguars)

- Saw action and started in 14 games at left tackle after missing the first two weeks of the season with a knee injury... Part of an offensive line that helped RB Leonard Fournette gain 1,674 yards from scrimmage... Fournette became the only Jaguars player since 2011 to post at least 1,500 scrimmage yards in a single season... Winner of the 2019 Ed Block Courage Award
- **9/29 at DEN:** Started and aided in RB Leonard Fournette's career-high 225 yards rushing and an average of 7.1 yards per carry... The team finished with 269 total net rushing yards, the second-most in franchise history
- **10/6 at CAR:** Started at left tackle, helping RB Leonard Fournette eclipse the 100-yard mark in back-to-back games for the first time since Fournette's rookie season in 2017

#### 2018 (Jaguars)

- Started in the first two games of the season before having his 2018 campaign end early due to a knee injury

#### 2017 (Jaguars)

- Part of an offensive line that helped the team lead the league in rushing for the first time in franchise history and allowed a franchise-low 24 sacks
- **9/10 at HOU:** Made his NFL debut and started at left tackle and helped pave the way for the team to rush for 155 yards... Did not allow a



sack

- **1/14 at PIT:** Started and helped the team rush for 164 yards and did not allow a sack

**COLLEGE**

- Started all 43 games at left tackle during his three seasons in Tuscaloosa
- Paved the way for 28 100-yard rushing performances
- Unanimous All-American and Outland Trophy winner, given annually to the nation's top interior lineman on offense or defense, in 2015
- Named First-Team All-SEC by both the conference coaches and the Associated Press
- Earned Freshman All-American honors by Sporting News and the Football Writers Association of America

**PERSONAL**

- Played at West Monroe (Louisiana) High School for Head Coach Jerry Arledge
- First-Team All-USA selection by USA Today
- Rated as the No. 2 player in the nation by Scout.com
- ESPN rated him the No. 1 offensive tackle, No. 2 player in the state and No. 2 prospect in the ESPN 300

**CAM ROBINSON'S NFL REGULAR SEASON STATISTICS**

DATE	TEAM	GP	GS
2017	Jaguars	15	15
2018	Jaguars	2	2
2019	Jaguars	14	14
2020	Jaguars	16	16
2021	Jaguars	14	14
2022	Jaguars	14	14
2023	Jaguars	9	9
<b>NFL TOTALS</b>		<b>84</b>	<b>84</b>

**CAM ROBINSON'S NFL POSTSEASON STATISTICS**

DATE	TEAM	GP	GS
2017	Jaguars	3	3
2022	Jaguars	0	0
<b>NFL TOTALS</b>		<b>3</b>	<b>3</b>

**2023 GAME-BY-GAME REGULAR-SEASON STATISTICS (JAGUARS)**

DATE	OPPONENT	P/S		W/L	SCORE
09/10	at Colts		RESERVE/LEAGUE SUSP.	W	31-21
09/17	Chiefs		RESERVE/LEAGUE SUSP.	L	9-17
09/24	Texans		RESERVE/LEAGUE SUSP.	L	17-37
10/01	Falcons		RESERVE/LEAGUE SUSP.	W	23-7
10/08	at Bills	S		W	25-20
10/15	Colts	S		W	37-20
10/19	at Saints	S		W	31-24
10/29	at Steelers	S		W	20-10
11/12	49ers	S		L	3-34
11/19	Titans	S		W	34-14
11/26	at Texans	S		W	24-21
12/04	Bengals		INJURED RESERVE	L	31-34+
12/10	at Browns		INJURED RESERVE	L	27-31
12/17	Ravens		INJURED RESERVE	L	7-23
12/24	at Buccaneers		INJURED RESERVE	L	12-30
12/31	Panthers	S		W	26-0
01/07	at Titans	S		L	20-28
<b>2023 TOTALS</b>		<b>9-9</b>		<b>9-8</b>	

+ - Overtime







# KEILAN ROBINSON | 31

POSITION: RUNNING BACK  
HT: 5-8 | WT: 191 | DOB: 2-16-2000  
COLLEGE: TEXAS  
HOMETOWN: WASHINGTON, D.C.  
ACQ: D5-'24  
EXP: R

Twitter: @\_\_keilan  
Instagram: k\_rob

## KEY TRANSACTIONS

- Originally drafted by Jacksonville in the fifth round (167th overall) in the 2024 draft

## COLLEGE

- Appeared in 37 games for Texas after transferring from Alabama in 2021
- His 24.2 average yards per kick return ranks eighth in Texas history and ranks ninth in total kickoff return yards (897)

## PERSONAL

- Attended St. John's High School in Washington, D.C.
- Rated as the No. 15 running back nationally in 2018

### KEILAN ROBINSON'S COLLEGE RUSHING/RECEIVING STATISTICS

DATE	TEAM	GP	GS	RUSHING					RECEIVING				
				NO.	YDS.	AVG.	LG	TD	NO.	YDS.	AVG.	LG	TD
2019	Alabama	8	0	39	254	6.5	74	2	0	0	0.0	0	0
2021	Texas	12	1	45	322	7.2	65	3	7	57	8.1	25	0
2022	Texas	13	3	25	86	3.4	26	0	20	219	11.0	35	3
2023	Texas	14	1	12	134	11.2	57	3	8	56	7.0	16	0
<b>TOTALS</b>		<b>47</b>	<b>5</b>	<b>121</b>	<b>796</b>	<b>6.6</b>	<b>74</b>	<b>8</b>	<b>35</b>	<b>332</b>	<b>9.5</b>	<b>35</b>	<b>3</b>

### KEILAN ROBINSON'S COLLEGE RETURN STATISTICS

DATE	TEAM	KICKOFF RETURNS					PUNT RETURNS					
		RET.	YDS.	AVG.	LG	TD	NO.	FC	YDS.	AVG.	LG	TD
2019	Alabama	1	22	22.0	22	0	0	0	0	0.0	0	0
2021	Texas	0	0	0.0	0	0	0	0	0	0.0	0	0
2022	Texas	16	403	25.2	52	0	1	0	19	19.0	12	1
2023	Texas	22	494	22.5	95	1	0	0	0	0.0	0	0
<b>TOTALS</b>		<b>39</b>	<b>919</b>	<b>23.6</b>	<b>95</b>	<b>1</b>	<b>1</b>	<b>0</b>	<b>19</b>	<b>19.0</b>	<b>12</b>	<b>1</b>

### COLLEGE 2023 GAME-BY-GAME STATISTICS (TEXAS)

DATE	OPPONENT	P/S	RUSHING					RECEIVING					W/L	SCORE
			NO.	YDS.	AVG.	LG	TD	NO.	YDS.	AVG.	LG	TD		
09/02	Rice	P	1	3	3.0	3	0	1	11	11.0	11	0	W	37-10
09/09	at Alabama	P	3	6	2.0	3	0	1	3	3.0	3	0	W	34-24
09/16	Wyoming	P	0	0	0.0	0	0	1	16	16.0	16	0	W	31-10
09/23	at Baylor	P	1	9	9.0	9	0	0	0	0.0	0	0	W	38-6
09/30	Kansas	P	0	0	0.0	0	0	1	-2	-2.0	0	0	W	40-14
10/07	Oklahoma	P	0	0	0.0	0	0	1	1	1.0	1	0	L	30-34
10/21	at Houston	P	0	0	0.0	0	0	0	0	0.0	0	0	W	31-24
10/28	BYU	P	1	23	23.0	23	0	1	7	7.0	7	0	W	35-6
11/04	Kansas St.	P	1	8	8.0	8	0	0	0	0.0	0	0	W	33-30
11/11	at TCU	P	0	0	0.0	0	0	0	0	0.0	0	0	W	29-26
11/18	at Iowa St.	P	0	0	0.0	0	0	0	0	0.0	0	0	W	26-16
11/24	Texas Tech	P	1	10	10.0	10	1	0	0	0.0	0	0	W	57-7
12/02	Oklahoma St.	S	4	75	18.8	57	2	2	20	10.0	16	0	W	49-21
01/01	at Washington	P	0	0	0.0	0	0	0	0	0.0	0	0	L	31-37
<b>2023 TOTALS</b>		<b>14-1</b>	<b>12</b>	<b>134</b>	<b>11.2</b>	<b>57</b>	<b>3</b>	<b>8</b>	<b>56</b>	<b>7.0</b>	<b>16</b>	<b>0</b>	<b>12-2</b>	





## DARNELL SAVAGE | 6

POSITION: SAFETY  
HT: 5-11 | WT: 198 | DOB: 7-30-1997  
COLLEGE: MARYLAND  
HOMETOWN: BEAR, DEL.  
ACQ: UFA (GB) -'24  
EXP: 6th YEAR

 @darnellsavage\_  
 @darnellsavage\_

### KEY TRANSACTIONS

- Originally drafted by Green Bay in the first round (21st overall) in the 2019 draft
- Signed by Jacksonville as an unrestricted free agent on 4/22/22

### PRO

#### 2023 (Packers)

- Started all 10 games he appeared in and recorded 50 total tackles (35 solo), one tackle for loss and one pass defended
- **1/14 at DAL (NFC Wild Card):** Started and played 79 snaps on defense, recording four tackles (three solo), an interception and a pass defended... Intercepted QB Dak Prescott in the second quarter and returned it 64 yards for a touchdown... His 64-yard return is the fourth-longest interception return in Packers playoff history
- **9/24 vs. N.O.:** Played every snap on defense and recorded six total tackles (five solo)... Appeared on nine special teams snaps, recording a tackle that pinned the Saints at their own 17
- **9/17 at ATL:** Was one of five players to play every snap on defense, recording eight tackles (six solo)
- **9/10 at CHI:** Started and played 66 snaps on defense, leading the team with nine tackles (five solo) and a tackle for a loss (tied career high)

#### 2022 (Packers)

- Played in 16 games with 13 starts... Recorded 57 tackles (42 solo), two tackles for a loss, five passes defended, one interception (returned for first-career touchdown) and one fumble recovery
- **1/8 vs. DET:** Finished with a team-high 11 tackles (seven solo), a tackle for a loss and a team-best two passes defended
- **1/1 vs. MIN:** Recorded two tackles (one solo), one pass defended and one interception... Posted his first career pick-six with a 75-yard return... Marked the longest interception returned for a touchdown by a Packer since 2014

#### 2021 (Packers)

- Started all 17 contests and posted 63 tackles (48 solo), nine passes defended, two interceptions and two tackles for loss
- **12/25 vs. CLE:** Recorded a season-high eight total tackles (five solo), one pass defended and one interception, leading to a drive that resulted in a touchdown
- **10/17 at CHI:** Posted three solo tackles, one pass defended and one interception on 51 defensive snaps

#### 2020 (Packers)

- Started all 15 contests he appeared in during the regular season and recorded 75 total tackles (56 solo), 12 passes defended, four interceptions, three tackles for loss, two quarterback hits, 1.0 sack and one fumble recovery
- Led the team in interceptions (four) and passes defended (12)... Finished the season with the fourth-most tackles on the team
- Played every postseason defensive snap for the Packers, recording four total tackles (three solo) and one quarterback hit
- **12/27 vs. TEN:** Posted five tackles (two solo), three passes defended and one interception
- **12/13 at DET:** Led the defense with eight tackles (all solo), one quarterback hit, one tackle for a loss and his first career sack
- **12/6 vs. PHI:** Posted two solo tackles, one quarterback hit and one interception, marking his third interception in the last two games
- **11/29 vs. CHI:** Recorded a career-best two interceptions, the first Packer with two interceptions in a single game since 2016
- **11/22 at IND:** Posted six tackles (four solo), one pass defended and his first career fumble recovery

#### 2019 (Packers)

- Started all 14 games he appeared in and recorded 61 tackles (41 solo), seven passes defended, two interceptions, a team-high two forced fumbles, one tackle for loss and one quarterback hit
- Was named to the PFWA All-Rookie team
- Started both playoff games and recorded 12 tackles (nine solo), including one tackle for a loss
- **9/22 vs. DEN:** Matched his season high with seven tackles (five solo) and recorded his first interception in the NFL
- **9/5 at CHI:** Became the first rookie safety to start for the Packers in Week 1 since 2010... Registered three tackles (all solo), one pass defended and one quarterback hit

### COLLEGE

- Played in 46 games with 37 starts in four seasons for Maryland, recording 182 tackles (139 solo), eight INTs (two returned for TDs), 22 passes defended, 1.0 sack, one fumble recovery and one blocked punt he returned for a touchdown
- Earned All-Big Ten honors from the media and coaches in each of his final two years, being named honorable mention in 2017 and second



team in 2018

- Started all 36 games over his final three seasons
- Earned a degree in family science

**PERSONAL**

- He was born in Salisbury, Md.
- Good friend and college teammate, D.J. Moore, plays wide receiver for the Chicago Bears... He and Moore, who was drafted in the first round (No. 21 overall) by the Carolina Panthers in 2018, were the first Maryland players to be selected in the first round of the NFL Draft in back-to-back years since Merriman (No. 12 overall in 2005) and TE Vernon Davis (No. 6 overall in 2006)
- Switched his jersey number to No. 4 from No. 26 to follow in the footsteps of former Maryland All-American cornerback William Likely III, who was a mentor to him
- Helped lead Caravel Academy High School to the 2013 state championship

**DARNELL SAVAGE'S NFL REGULAR SEASON DEFENSIVE STATISTICS**

DATE	TEAM	GP	TACKLES							INTERCEPTIONS							O. FUMB					ST			MISC			
			GS	TK	S	A	TFL	YDS	SK	YDS	QBH	NO	YDS	LG	TD	PD	FF	FR	TD	YDS	TK	S	A	FF	FR	S	A	
2019	Packers	14	14	61	41	20	1	2	0.0	0.0	1	2	37	28	0	7	2	0	0	0	0	0	0	0	0	0	0	0
2020	Packers	15	15	75	56	19	3	14	1.0	10.0	2	4	13	9	0	12	0	1	0	0	0	0	0	0	0	0	0	
2021	Packers	17	17	63	48	15	2	1	0.0	0.0	0	2	0	0	0	9	0	0	0	0	0	0	0	0	0	0	0	
2022	Packers	16	13	57	42	15	2	6	0.0	0.0	0	1	75	75t	1	5	0	1	0	2	1	1	0	0	0	0	0	
2023	Packers	10	10	50	35	15	1	7	0.0	0.0	0	0	0	0	0	1	0	0	0	1	1	0	0	0	0	0	0	
<b>NFL TOTALS</b>		<b>72</b>	<b>69</b>	<b>306</b>	<b>222</b>	<b>84</b>	<b>9</b>	<b>30</b>	<b>1.0</b>	<b>10.0</b>	<b>3</b>	<b>9</b>	<b>125</b>	<b>75T</b>	<b>1</b>	<b>34</b>	<b>2</b>	<b>2</b>	<b>0</b>	<b>2</b>	<b>2</b>	<b>0</b>	<b>0</b>	<b>0</b>	<b>0</b>	<b>0</b>	<b>0</b>	

**DARNELL SAVAGE'S NFL POSTSEASON DEFENSIVE STATISTICS**

DATE	TEAM	GP	TACKLES							INTERCEPTIONS							O. FUMB					ST			MISC		
			GS	TK	S	A	TFL	YDS	SK	YDS	QBH	NO	YDS	LG	TD	PD	FF	FR	TD	YDS	TK	S	A	FF	FR	S	A
2019	Packers	2	2	12	9	3	1	4	0.0	0.0	0	0	0	0	0	0	0	0	0	0	0	0	0	0	0	0	0
2020	Packers	2	2	4	3	1	0	0	0.0	0.0	1	0	0	0	0	0	0	0	0	0	0	0	0	0	0	0	0
2021	Packers	1	1	0	0	0	0	0	0.0	0.0	0	0	0	0	0	0	0	0	0	0	0	0	0	0	0	0	0
2023	Packers	2	2	8	5	3	0	0	0.0	0.0	0	1	64	64t	1	2	0	0	0	0	0	0	0	0	0	0	0
<b>NFL TOTALS</b>		<b>7</b>	<b>7</b>	<b>24</b>	<b>17</b>	<b>7</b>	<b>1</b>	<b>4</b>	<b>0.0</b>	<b>0.0</b>	<b>1</b>	<b>1</b>	<b>64</b>	<b>64T</b>	<b>1</b>	<b>2</b>	<b>0</b>	<b>0</b>	<b>0</b>	<b>0</b>	<b>0</b>	<b>0</b>	<b>0</b>	<b>0</b>	<b>0</b>	<b>0</b>	<b>0</b>

**SINGLE-GAME HIGHS: DEFENSIVE**

<b>Total Tackles</b>	11 vs. Detroit Lions, Jan 08, 2023 10 at Chicago Bears, Jan 03, 2021	<b>Fumble Recoveries</b>	1 at Indianapolis Colts, Nov 22, 2020
<b>Solo Tackles</b>	8 at Chicago Bears, Jan 03, 2021 8 at Detroit Lions, Dec 13, 2020	<b>Tackles For Loss</b>	1 at Chicago Bears, Sep 10, 2023 1 vs. Detroit Lions, Jan 08, 2023 ...7 more at 1.
<b>Sacks</b>	1.0 at Detroit Lions, Dec 13, 2020	<b>Interceptions</b>	2 vs. Chicago Bears, Nov 29, 2020 1 vs. Cleveland Browns, Dec 25, 2021 ...5 more at 1.
<b>Passes Defensed</b>	3 vs. Tennessee Titans, Dec 27, 2020 2 vs. Detroit Lions, Jan 08, 2023 ...5 more at 2.	<b>Interception Return Yards</b>	28 at New York Giants, Dec 01, 2019 9 vs. Tennessee Titans, Dec 27, 2020 ...1 more at 9.
<b>Forced Fumbles</b>	1 vs. Washington Redskins, Dec 08, 2019 1 vs. Minnesota Vikings, Sep 15, 2019	<b>Special Teams Tackles</b>	1 vs. New Orleans Saints, Sep 24, 2023 1 vs. Los Angeles Rams, Dec 19, 2022

**SINGLE-GAME HIGHS - POSTSEASON: DEFENSIVE**

<b>Total Tackles</b>	9 at San Francisco 49ers, Jan 19, 2020 4 at San Francisco 49ers, Jan 20, 2024 ...1 more at 4.	<b>Tackles For Loss</b>	1 at San Francisco 49ers, Jan 19, 2020
<b>Solo Tackles</b>	6 at San Francisco 49ers, Jan 19, 2020 3 at Dallas Cowboys, Jan 14, 2024 ...1 more at 3.	<b>Interceptions</b>	1 at Dallas Cowboys, Jan 14, 2024
<b>Passes Defensed</b>	1 at Dallas Cowboys, Jan 14, 2024	<b>Interception Return Yards</b>	64 at Dallas Cowboys, Jan 14, 2024



**2023 GAME-BY-GAME REGULAR-SEASON STATISTICS (PACKERS)**

DATE	OPPONENT	P/S	TACKLES								INTERCEPTIONS					O. FUMB				ST				MISC		W/L	SCORE	
			TK	S	A	SK	YDS	TFL	YDS	QBH	NO	YDS	LG	TD	PD	FF	FR	TD	YDS	TK	S	A	FF	FR	S			A
09/10	at Bears	S	9	5	4	0.0	0.0	1	7	0	0	0	0	0	0	0	0	0	0	0	0	0	0	0	0	0	W	38-20
09/17	at Falcons	S	8	6	2	0.0	0.0	0	0	0	0	0	0	0	0	0	0	0	0	0	0	0	0	0	0	L	24-25	
09/24	Saints	S	6	5	1	0.0	0.0	0	0	0	0	0	0	0	0	0	0	0	1	1	0	0	0	0	0	W	18-17	
09/28	Lions	S	5	3	2	0.0	0.0	0	0	0	0	0	0	0	0	0	0	0	0	0	0	0	0	0	0	L	20-34	
10/09	at Raiders	S	4	1	3	0.0	0.0	0	0	0	0	0	0	0	0	0	0	0	0	0	0	0	0	0	0	L	13-17	
10/22	at Broncos	S	1	1	0	0.0	0.0	0	0	0	0	0	0	0	0	0	0	0	0	0	0	0	0	0	0	L	17-19	
10/29	Vikings																									L	10-24	
11/05	Rams																									W	20-3	
11/12	at Steelers																									L	19-23	
11/19	Chargers																									W	23-20	
11/23	at Lions																									W	29-22	
12/03	Chiefs	S	4	4	0	0.0	0.0	0	0	0	0	0	0	0	1	0	0	0	0	0	0	0	0	0	0	W	27-19	
12/11	at Giants	S	7	6	1	0.0	0.0	0	0	0	0	0	0	0	0	0	0	0	0	0	0	0	0	0	0	L	22-24	
12/17	Buccaneers																									L	20-34	
12/24	at Panthers																									W	33-30	
12/31	at Vikings	S	1	1	0	0.0	0.0	0	0	0	0	0	0	0	0	0	0	0	0	0	0	0	0	0	0	W	33-10	
01/07	Bears	S	5	3	2	0.0	0.0	0	0	0	0	0	0	0	0	0	0	0	0	0	0	0	0	0	0	W	17-9	
<b>2023 TOTALS</b>			<b>10-10</b>	<b>50</b>	<b>35</b>	<b>15</b>	<b>0.0</b>	<b>0.0</b>	<b>1</b>	<b>7</b>	<b>0</b>	<b>0</b>	<b>0</b>	<b>0</b>	<b>1</b>	<b>0</b>	<b>0</b>	<b>0</b>	<b>0</b>	<b>1</b>	<b>1</b>	<b>0</b>	<b>0</b>	<b>0</b>	<b>0</b>	<b>0</b>	<b>9-8</b>	

**2023 GAME-BY-GAME POSTSEASON STATISTICS (PACKERS)**

DATE	OPPONENT	P/S	TACKLES								INTERCEPTIONS					O. FUMB				ST				MISC		W/L	SCORE	
			TK	S	A	SK	YDS	TFL	YDS	QBH	NO	YDS	LG	TD	PD	FF	FR	TD	YDS	TK	S	A	FF	FR	S			A
01/14	at Cowboys	S	4	3	1	0.0	0.0	0	0	0	1	64	64	1	1	0	0	0	0	0	0	0	0	0	0	0	W	48-32
01/20	at 49ers	S	4	2	2	0.0	0.0	0	0	0	0	0	0	0	1	0	0	0	0	0	0	0	0	0	0	L	21-24	
<b>2023 TOTALS</b>			<b>2-2</b>	<b>8</b>	<b>5</b>	<b>3</b>	<b>0.0</b>	<b>0.0</b>	<b>0</b>	<b>0</b>	<b>0</b>	<b>1</b>	<b>64</b>	<b>64T</b>	<b>1</b>	<b>2</b>	<b>0</b>	<b>0</b>	<b>0</b>	<b>0</b>	<b>0</b>	<b>0</b>	<b>0</b>	<b>0</b>	<b>0</b>	<b>0</b>	<b>1-1</b>	





# JOSEPH SCATES | 84

POSITION: WIDE RECEIVER  
 HT: 6-2 | WT: 205 | DOB: 2-19-2000  
 COLLEGE: MEMPHIS  
 HOMETOWN: DAYTON, OHIO  
 ACQ: UDFA-'24  
 EXP: R

@9abyjoe

## KEY TRANSACTIONS

- Originally signed as an undrafted free agent with Jacksonville on 4/30/24

## COLLEGE

- Appeared in 23 games with eight starts at Memphis from 2022-2023
- Recorded 51 receptions for 826 yards and 10 touchdowns across two seasons at Memphis
- Transferred to Memphis after spending three seasons at Iowa State
- Posted 16 receptions for 304 yards and four touchdowns at Iowa State from 2019-2021

## PERSONAL

- Attended Dunbar High School in Dayton, Ohio
- Son of Jaunida Hurt

### JOSEPH SCATES' COLLEGE RUSHING/RECEIVING STATISTICS

DATE	TEAM	GP	GS	RUSHING					RECEIVING				
				NO.	YDS.	AVG.	LG	TD	NO.	YDS.	AVG.	LG	TD
2019	Iowa St.	10	0	0	0	0.0	0	0	2	25	12.5	18	1
2020	Iowa St.	11	0	0	0	0.0	0	0	6	134	22.3	44	2
2021	Iowa St.	12	3	0	0	0.0	0	0	8	145	18.1	44	1
2022	Memphis	11	2	1	4	4.0	4	0	18	412	22.9	79	4
2023	Memphis	12	6	0	0	0.0	0	0	33	414	12.5	54	6
<b>TOTALS</b>		<b>56</b>	<b>11</b>	<b>1</b>	<b>4</b>	<b>4.0</b>	<b>4</b>	<b>0</b>	<b>67</b>	<b>1,130</b>	<b>16.9</b>	<b>79</b>	<b>14</b>

### COLLEGE 2023 GAME-BY-GAME STATISTICS (MEMPHIS)

DATE	OPPONENT	P/S	RUSHING					RECEIVING					W/L	SCORE
			NO.	YDS.	AVG.	LG	TD	NO.	YDS.	AVG.	LG	TD		
09/02	Bethune-Cookman		DID NOT PLAY (NON-INJURY)										W	56-14
09/09	at Arkansas St.	S	0	0	0.0	0	0	2	49	24.5	45	1	W	37-3
09/14	Navy	S	0	0	0.0	0	0	5	31	6.2	10	0	W	28-24
09/23	at Missouri	P	0	0	0.0	0	0	2	6	3.0	3	1	L	27-34
09/30	Boise St.	S	0	0	0.0	0	0	0	0	0.0	0	0	W	35-32
10/13	Tulane	P	0	0	0.0	0	0	1	28	28.0	28	1	L	21-31
10/21	at UAB	P	0	0	0.0	0	0	2	6	3.0	4	0	W	45-21
10/28	at North Texas	S	0	0	0.0	0	0	3	44	14.7	36	1	W	45-42
11/04	South Fla.	P	0	0	0.0	0	0	2	16	8.0	14	0	W	59-50
11/11	at Charlotte	P	0	0	0.0	0	0	4	55	13.8	47	0	W	44-38
11/18	SMU	P	0	0	0.0	0	0	5	26	5.2	8	0	L	34-38
11/24	at Temple	S	0	0	0.0	0	0	4	78	19.5	54	1	W	45-21
12/29	Iowa St.	S	0	0	0.0	0	0	3	75	25.0	51	1	L	26-36
<b>2023 TOTALS</b>		<b>12-6</b>	<b>0</b>	<b>0</b>	<b>0.0</b>	<b>0</b>	<b>0</b>	<b>33</b>	<b>414</b>	<b>12.5</b>	<b>54</b>	<b>6</b>	<b>9-4</b>	





# BRANDON SCHERFF | 68

POSITION: OFFENSIVE LINEMAN

HT: 6-5 | WT: 315 | DOB: 12-26-1991

COLLEGE: IOWA

HOMETOWN: DENISON, IOWA

ACQ: UFA (WAS)-'22

EXP: 10th YEAR

 @bscherff68

## KEY TRANSACTIONS

- Originally drafted by Washington in the first round (5th overall) in the 2015 draft
- Signed by Jacksonville as an unrestricted free agent on 3/16/22

## PRO

### 2023 (Jaguars)

- Voted a captain for the 2023 season
- Started all 17 games at right guard
- **11/26 at HOU:** Started at right guard and played all 76 offensive snaps
- **10/8 at BUF:** Started at right guard and played all 88 offensive snaps... Saw action on special teams
- **9/24 vs. HOU:** Started at right guard and played all 73 offensive snaps

### 2022 (Jaguars)

- Voted a captain for the 2022 season
- Started all 17 regular season games and both postseason games
- **1/14 vs. LAC:** Started at right guard and played all 74 offensive snaps
- **10/9 vs. HOU:** Started at right guard and played all 75 offensive snaps
- **9/25 at LAC:** Started at right guard and played 75 offensive snaps

### 2021 (Commanders)

- Started in 11 games and only allowed 2.0 sacks
- Finished the 2021-22 season as the fourth-highest ranked guard according to PFF... He registered a 86.3 overall grade

### 2020 (Commanders)

- Played and started in all 13 games he appeared in
- Named first-team All-Pro becoming the first Washington player to be named first-team All-Pro since punter Matt Turk in 1996
- Ranked 98th on the NFL Top 100 Players of 2021 list

### 2019 (Commanders)

- Played and started in 11 games... Placed on injured reserve on 12/17... Only gave up 1.5 sacks

### 2018 (Commanders)

- Started in all eight games in which he appeared, allowing only one sack on the season

### 2017 (Commanders)

- Started all 14 games in which he appeared, earning his second Pro Bowl selection

### 2016 (Commanders)

- Earned first career Pro Bowl selection
- Started all 16 games at right guard, joining Chris Samuels (2000-01) and Jon Jansen (1999-2000) as the only Washington offensive linemen to open their careers by starting 16 games in each of their first two NFL seasons

### 2015 (Commanders)

- Started all 16 regular season games and one postseason game played by the organization, earning PFWA All-Rookie honors
- Missed only one offensive snap on the year, exiting the field momentarily after losing his shoe... Became only the third rookie offensive lineman to start 16 games for Washington (Jon Jansen in 1999 and Chris Samuels in 2000)

## COLLEGE

- Played collegiately at Iowa from 2011-14, appearing in 43 games with 36 starts... In 2014, won the Outland Trophy, which is awarded annually to the nation's most outstanding interior lineman
- Started all 26 games over final two seasons at left tackle and had 36 career starts





- One of five seniors named to 2014 Leadership Group

## PERSONAL

- Played for Jaguars Offensive Line Coach Phil Rauscher in Washington from 2018-19... Rauscher was the assistant offensive line coach for Washington in 2018 and was promoted to offensive line coach in 2019
- Played with Jaguars QB C.J. Beathard in college
- Attended Denison (Iowa) High School, where he was a five sport athlete, competing in football, basketball, baseball, tennis and track and field
- Has a wife, Jenni, a son, Easton and a daughter, Baylor
- Has two German shorthaired pointer dogs, Trigger and Rusty... Both also serve as hunting dogs
- Avid fisherman and hunter... Hunted in South Dakota in the 2021 offseason and has also gone ice fishing
- Spends his offseason back home in Iowa

### BRANDON SCHERFF'S NFL REGULAR SEASON STATISTICS

DATE	TEAM	GP	GS
2015	Redskins	16	16
2016	Redskins	16	16
2017	Redskins	14	14
2018	Redskins	8	8
2019	Redskins	11	11
2020	Football Team	13	13
2021	Football Team	11	11
2022	Jaguars	17	17
2023	Jaguars	17	17
<b>NFL TOTALS</b>		<b>123</b>	<b>123</b>

### BRANDON SCHERFF'S NFL POSTSEASON STATISTICS

DATE	TEAM	GP	GS
2015	Redskins	1	1
2020	Football Team	1	1
2022	Jaguars	2	2
<b>NFL TOTALS</b>		<b>4</b>	<b>4</b>

### 2023 GAME-BY-GAME REGULAR-SEASON STATISTICS (JAGUARS)

DATE	OPPONENT	P/S	W/L	SCORE
09/10	at Colts	S	W	31-21
09/17	Chiefs	S	L	9-17
09/24	Texans	S	L	17-37
10/01	Falcons	S	W	23-7
10/08	at Bills	S	W	25-20
10/15	Colts	S	W	37-20
10/19	at Saints	S	W	31-24
10/29	at Steelers	S	W	20-10
11/12	49ers	S	L	3-34
11/19	Titans	S	W	34-14
11/26	at Texans	S	W	24-21
12/04	Bengals	S	L	31-34+
12/10	at Browns	S	L	27-31
12/17	Ravens	S	L	7-23
12/24	at Buccaneers	S	L	12-30
12/31	Panthers	S	W	26-0
01/07	at Titans	S	L	20-28
<b>2023 TOTALS</b>			<b>9-8</b>	



\* - Overtime





## TYLER SHATLEY | 69

**POSITION:** OFFENSIVE LINEMAN  
**HT:** 6-3 | **WT:** 305 | **DOB:** 5-5-1991  
**COLLEGE:** CLEMSON  
**HOMETOWN:** ICARD, N.C.  
**ACQ:** FA-'24  
**EXP:** 11th YEAR

 @tyler\_shatley  
 @tyler.shatley

### KEY TRANSACTIONS

- Originally signed by Jacksonville as an undrafted rookie on 5/12/14
- Re-signed with Jacksonville on 3/29/19

### PRO

#### 2023 (Jaguars)

- Saw action in 17 games with six starts... He has played in 140 consecutive games which set a franchise record previously held by LS Joe Zelenka who appeared in 128 consecutive games from 2001-08... Shatley's streak began on Nov. 8, 2015
- **12/10 at CLE:** Started at left guard and played all 76 offensive snaps and three snaps on special teams
- **10/15 vs. IND:** Started at left guard and played all 64 offensive snaps and seven snaps on special teams... Recorded the most consecutive games played in Jaguars history at 129 games
- **10/8 at BUF:** Replaced Walker Little on the offensive line... Saw action on special teams... Tied the franchise record with Joe Zelenka for most consecutive games played at 128

#### 2022 (Jaguars)

- Saw action in 17 regular season games with 12 starts and started both postseason games
- **1/14 vs. LAC:** Started at left guard and played all 74 offensive snaps and three special teams snaps
- **12/18 vs. DAL:** Started at left guard and played all 70 offensive snaps and six special teams snaps... Surpassed DT John Henderson for sole possession of 10th place in franchise history in games played (125)
- **12/11 at TEN:** Started at left guard and played all 72 offensive snaps and six special teams snaps... Tied DT John Henderson for 10th all time in franchise history in games played (124)
- **10/30 vs. DEN:** Started at left guard and played all 72 offensive snaps and three special teams snaps... Recorded one fumble recovery

#### 2021 (Jaguars)

- Appeared in 17 games and made eight starts
- **1/9 vs. IND:** Started at center and played all 68 offensive snaps
- **11/14 at IND:** Started at center and played all 66 offensive snaps
- **11/7 vs. BUF:** Started at center and played all 61 offensive snaps
- **10/31 at SEA:** Started at center and played all 76 offensive snaps
- **10/17 vs. MIA:** Started at center and played all 66 offensive snaps

#### 2020 (Jaguars)

- Appeared in all 16 games, making 10 starts along the offensive line... Part of an offensive line that helped rookie RB James Robinson tally the most scrimmage yards (1,414) and the second-most rushing yards (1,070), by an undrafted rookie in NFL history
- **9/20 at TEN:** Saw action at center, replacing OL Brandon Linder after he left the game with a knee injury in the third quarter, and on special teams... Helped the team rush for 165 yards

#### 2019 (Jaguars)

- Appeared in all 16 games, primarily assisting on special teams

#### 2018 (Jaguars)

- Stepped in as the starting center after OL Brandon Linder was placed on injured reserve prior to Week 11

#### 2017 (Jaguars)

- Part of an offensive line that helped the team lead the league in rushing for the first time in franchise history and allowed a franchise-low 24 sacks
- **11/5 vs. CIN:** Started at center and helped the team rush for 149 yards... Part of a unit that did not allow a sack for the third time this season

#### 2016 (Jaguars)

- Made two starts at center and two at left guard while seeing action in all 16 games



## 2015 (Jaguars)

- Saw action in 13 games, primarily on special teams

## 2014 (Jaguars)

- Earned spot on the opening day roster after joining club as a rookie free agent... Was inactive for 15 games

## COLLEGE

- Began his career as a fullback for the Tigers, before moving to the defensive line in 2010 and the offensive line in the spring of 2012
- Played in 51 games with 27 starts
- Started 25 games on offense over his final two seasons and registered 60 knockdowns on 1,776 snaps
- As a senior in 2013, was a team captain and earned Third-Team All-ACC honors
- As a junior in 2012, named a Strength & Conditioning All-American by the NSCA
- Graduated with a degree in civil engineering

## PERSONAL

- Attended East Burke (Icard, N.C.) High School where he was the No. 3 rated fullback in the nation by Tom Lemming
- Did not play on the offensive line in high school
- As a fullback, had 2,000 rushing yards and 31 TDs in his junior and senior seasons
- Also served as the team's punter and averaged 40.7 yards per punt
- Full name is Christian Tyler Shatley
- He and his wife, Natalie, have two sons, Boone and Deacon, and a daughter, Sutton
- Is an avid fisherman

### TYLER SHATLEY'S NFL REGULAR SEASON STATISTICS

DATE	TEAM	GP	GS
2014	Jaguars	1	0
2015	Jaguars	13	0
2016	Jaguars	16	4
2017	Jaguars	16	4
2018	Jaguars	16	7
2019	Jaguars	16	0
2020	Jaguars	16	10
2021	Jaguars	17	8
2022	Jaguars	17	12
2023	Jaguars	17	6
<b>NFL TOTALS</b>		<b>145</b>	<b>51</b>

### TYLER SHATLEY'S NFL POSTSEASON STATISTICS

DATE	TEAM	GP	GS
2017	Jaguars	3	0
2022	Jaguars	2	2
<b>NFL TOTALS</b>		<b>5</b>	<b>2</b>

### 2023 GAME-BY-GAME REGULAR-SEASON STATISTICS (JAGUARS)

DATE	OPPONENT	P/S	W/L	SCORE
09/10	at Colts	P	W	31-21
09/17	Chiefs	P	L	9-17
09/24	Texans	P	L	17-37
10/01	Falcons	S	W	23-7
10/08	at Bills	P	W	25-20
10/15	Colts	S	W	37-20
10/19	at Saints	S	W	31-24
10/29	at Steelers	S	W	20-10
11/12	49ers	P	L	3-34
11/19	Titans	P	W	34-14
11/26	at Texans	P	W	24-21
12/04	Bengals	P	L	31-34+
12/10	at Browns	S	L	27-31
12/17	Ravens	P	L	7-23
12/24	at Buccaneers	P	L	12-30
12/31	Panthers	S	W	26-0
01/07	at Titans	P	L	20-28
<b>2023 TOTALS</b>		<b>17-6</b>	<b>9-8</b>	

+ - Overtime





# MAASON SMITH | 94

POSITION: DEFENSIVE TACKLE  
 HT: 6-5 | WT: 306 | DOB: 10-13-2002  
 COLLEGE: LSU  
 HOMETOWN: HOUMA, LA.  
 ACQ: D2-'24  
 EXP: R

@therealmaasonn  
 @maason

## KEY TRANSACTIONS

- Originally drafted by Jacksonville in the second round (48th overall) in the 2024 draft

## COLLEGE

- Appeared in 22 games with 17 starts at LSU and totaled 47 career tackles, 9.5 tackles for loss and 6.5 sacks
- Named 2021 Freshman All-America (Football Writers Association of America) and Freshman All-SEC

## PERSONAL

- Son of mother, Cara M. Morgan and father, Malcolm Smith
- Ranked as the number two defensive line prospect and number 18 in the nation according to 247 Sports Composite

### MAASON SMITH'S COLLEGE DEFENSIVE STATISTICS

DATE	TEAM	GP	GS	TACKLES							INTERCEPTIONS						O. FUMB				ST				MISC		
				TK	S	A	SK	YDS	TFL	YDS	QBH	NO	YDS	LG	TD	PD	FF	FR	TD	YDS	TK	S	A	FF	FR	S	A
2021	LSU	10	4	19	13	6	5.0	29.0	4.0	25.0	1	0	0	0	0	0	0	0	0	0	0	0	0	0	0	0	0
2022	LSU	2	1	0	0	0	0.0	0.0	0.0	0.0	0	0	0	0	0	0	0	0	0	0	0	0	0	0	0	0	
2023	LSU	12	12	28	9	19	4.5	20.0	2.5	16.0	4	0	0	0	0	2	0	0	0	0	0	0	0	0	0	0	
<b>TOTALS</b>		<b>24</b>	<b>17</b>	<b>47</b>	<b>22</b>	<b>25</b>	<b>9.5</b>	<b>49.0</b>	<b>6.5</b>	<b>41.0</b>	<b>5</b>	<b>0</b>	<b>0</b>	<b>0</b>	<b>0</b>	<b>2</b>	<b>0</b>	<b>0</b>	<b>0</b>	<b>0</b>	<b>0</b>	<b>0</b>	<b>0</b>	<b>0</b>	<b>0</b>	<b>0</b>	

### COLLEGE 2023 GAME-BY-GAME STATISTICS (LSU)

DATE	OPPONENT	P/S	TACKLES							INTERCEPTIONS						O. FUMB				ST				MISC		SCORE		
			TK	S	A	SK	YDS	TFL	YDS	QBH	NO	YDS	LG	TD	PD	FF	FR	TD	YDS	TK	S	A	FF	FR	S		A	W/L
09/03	at Florida St.		DID NOT PLAY (NON-INJURY)																							W	45-24	
09/09	Grambling	S	1	1	0	0.0	0.0	1.0	2.0	0	0	0	0	0	0	0	0	0	0	0	0	0	0	0	0	0	W	72-10
09/16	at Mississippi St.	S	2	1	1	0.0	0.0	0.0	0.0	1	0	0	0	0	1	0	0	0	0	0	0	0	0	0	0	0	W	41-14
09/23	Arkansas	S	2	1	1	0.0	0.0	0.0	0.0	0	0	0	0	0	0	0	0	0	0	0	0	0	0	0	0	W	34-31	
09/30	at Ole Miss	S	2	0	2	0.0	0.0	0.5	0.0	0	0	0	0	0	0	0	0	0	0	0	0	0	0	0	0	L	49-55	
10/07	at Missouri	S	4	2	2	1.0	6.0	1.0	6.0	2	0	0	0	0	1	0	0	0	0	0	0	0	0	0	0	W	49-39	
10/14	Auburn	S	1	0	1	0.0	0.0	0.0	0.0	0	0	0	0	0	0	0	0	0	0	0	0	0	0	0	0	W	48-18	
10/21	Army West Point	S	3	1	2	0.0	0.0	0.5	2.0	0	0	0	0	0	0	0	0	0	0	0	0	0	0	0	0	W	62-0	
11/04	at Alabama	S	1	0	1	0.0	0.0	0.0	0.0	0	0	0	0	0	0	0	0	0	0	0	0	0	0	0	0	L	28-42	
11/11	Florida	S	1	0	1	0.0	0.0	0.0	0.0	0	0	0	0	0	0	0	0	0	0	0	0	0	0	0	0	W	52-35	
11/18	Georgia St.	S	5	1	4	0.5	3.0	0.5	3.0	0	0	0	0	0	0	0	0	0	0	0	0	0	0	0	0	W	56-14	
11/25	Texas A&M	S	5	1	4	0.0	0.0	0.0	0.0	1	0	0	0	0	0	0	0	0	0	0	0	0	0	0	0	W	42-30	
01/01	Wisconsin	S	1	1	0	1.0	7.0	1.0	7.0	0	0	0	0	0	0	0	0	0	0	0	0	0	0	0	0	W	35-31	
<b>2023 TOTALS</b>		<b>12-12</b>	<b>28</b>	<b>9</b>	<b>19</b>	<b>2.5</b>	<b>16.0</b>	<b>4.5</b>	<b>20.0</b>	<b>4</b>	<b>0</b>	<b>0</b>	<b>0</b>	<b>0</b>	<b>2</b>	<b>0</b>	<b>0</b>	<b>0</b>	<b>0</b>	<b>0</b>	<b>0</b>	<b>0</b>	<b>0</b>	<b>0</b>	<b>0</b>	<b>11-2</b>		





## BREELAND SPEAKS | 67

**POSITION:** DEFENSIVE END  
**HT:** 6-3 | **WT:** 285 | **DOB:** 12-18-1995  
**COLLEGE:** MISSISSIPPI  
**HOMETOWN:** JACKSON, MISS.  
**ACQ:** FA-'24  
**EXP:** 7th YEAR

### KEY TRANSACTIONS

- Originally selected by Kansas City in the second round (46th overall) of the 2018 NFL Draft
- Signed to Las Vegas' practice squad on 10/02/20
- Signed to Dallas' practice squad 11/17/20
- Signed with the New York Giants on 1/21/21
- Signed to Dallas' practice squad on 9/01/21
- Signed to the Bills' practice squad on 12/22/21
- Signed with San Francisco on 8/11/23
- Signed with Jacksonville on 8/8/24

### PRO

#### 2024 (Michigan Panthers: UFL)

- Was named Defensive Player of the Year on 6/7
- Recorded 53 tackles and led the league with 9.0 sacks

#### 2021 (Giants, Cowboys, Bills)

- Started the season on the Giants practice squad, then spent time on the Cowboys and Bills practice squad

#### 2020 (Chiefs, Raiders)

- Started the season with the Chiefs and finished on the Raiders practice squad

#### 2019 (Chiefs)

- Did not participate in a game and was suspended from 12/06-12/31

#### 2018 (Chiefs)

- Appeared in 16 games (four starts) and totaled 24 tackles (15 solo), eight quarterback hits, three tackles for loss, two fumble recoveries, 1.5 sacks and one forced fumble
- **11/04 at CLE:** Totaled a season-high four tackles and two tackles for loss
- **10/28 vs. DEN:** Recorded his first full career sack and had four tackles (three solo)

### COLLEGE

- Played three seasons (2015-17) and 37 games at Mississippi
- Recorded 127 tackles (52 solo), 15 tackles for loss, 9.0 sacks, four passes defended, two fumble recoveries and one forced fumble

### PERSONAL

- Enjoyed a breakout senior season at Callaway High School where he was named first team All-State at defensive tackle and Metro Player of the Year by The Clarion-Ledger.
- Posted 118 tackles, 26.5 tackles for loss, 9.0 sacks, 18 QB hurries, four forced fumbles, three blocked kicks, five pass breakups and an interception returned for a touchdown while helping Callaway win a school-record 14 games and reach the Class 5A state semifinals.
- Chosen to play in the Alabama-Mississippi All-Star Game
- Majored in criminal justice with an emphasis in corrections at Mississippi
- Hometown: Jackson, Miss.



**BREELAND SPEAKS' NFL REGULAR SEASON DEFENSIVE STATISTICS**

DATE	TEAM	GP	TACKLES							INTERCEPTIONS						O. FUMB			ST			MISC					
			GS	TK	S	A	TFL	YDS	SK	YDS	QBH	NO	YDS	LG	TD	PD	FF	FR	TD	YDS	TK	S	A	FF	FR	S	A
2018	Chiefs	16	4	24	15	9	3	15	1.5	14.5	8	0	0	0	0	0	1	2	0	0	0	0	0	0	0	0	0
2019	Chiefs	0	0	0	0	0	0	0	0.0	0.0	0	0	0	0	0	0	0	0	0	0	0	0	0	0	0	0	
2020	Raiders	0	0	0	0	0	0	0	0.0	0.0	0	0	0	0	0	0	0	0	0	0	0	0	0	0	0	0	
Went from Las Vegas to Dallas.																											
2020	Cowboys	0	0	0	0	0	0	0	0.0	0.0	0	0	0	0	0	0	0	0	0	0	0	0	0	0	0	0	0
2020	TOTAL	0	0	0	0	0	0	0	0.0	0.0	0	0	0	0	0	0	0	0	0	0	0	0	0	0	0	0	0
2021	Cowboys	0	0	0	0	0	0	0	0.0	0.0	0	0	0	0	0	0	0	0	0	0	0	0	0	0	0	0	0
2022	Jaguars	0	0	0	0	0	0	0	0.0	0.0	0	0	0	0	0	0	0	0	0	0	0	0	0	0	0	0	0
<b>NFL TOTALS</b>		<b>16</b>	<b>4</b>	<b>24</b>	<b>15</b>	<b>9</b>	<b>3</b>	<b>15</b>	<b>1.5</b>	<b>14.5</b>	<b>8</b>	<b>0</b>	<b>0</b>	<b>0</b>	<b>0</b>	<b>0</b>	<b>1</b>	<b>2</b>	<b>0</b>	<b>0</b>	<b>0</b>	<b>0</b>	<b>0</b>	<b>0</b>	<b>0</b>	<b>0</b>	<b>0</b>

**BREELAND SPEAKS' NFL POSTSEASON DEFENSIVE STATISTICS**

DATE	TEAM	GP	TACKLES							INTERCEPTIONS						O. FUMB			ST			MISC					
			GS	TK	S	A	TFL	YDS	SK	YDS	QBH	NO	YDS	LG	TD	PD	FF	FR	TD	YDS	TK	S	A	FF	FR	S	A
2018	Chiefs	2	0	2	0	2	0	0	0.0	0.0	0	0	0	0	0	0	0	0	0	0	0	0	0	0	0	0	0
2019	Chiefs	0	0	0	0	0	0	0	0.0	0.0	0	0	0	0	0	0	0	0	0	0	0	0	0	0	0	0	0
<b>NFL TOTALS</b>		<b>2</b>	<b>0</b>	<b>2</b>	<b>0</b>	<b>2</b>	<b>0</b>	<b>0</b>	<b>0.0</b>	<b>0.0</b>	<b>0</b>	<b>0</b>	<b>0</b>	<b>0</b>	<b>0</b>	<b>0</b>	<b>0</b>	<b>0</b>	<b>0</b>	<b>0</b>	<b>0</b>	<b>0</b>	<b>0</b>	<b>0</b>	<b>0</b>	<b>0</b>	<b>0</b>

**SINGLE-GAME HIGHS: DEFENSIVE**


<b>Total Tackles</b>	6 at New England Patriots, Oct 14, 2018 4 at Cleveland Browns, Nov 04, 2018 ...1 more at 4.	<b>Forced Fumbles</b>	1 at New England Patriots, Oct 14, 2018
<b>Solo Tackles</b>	4 at Cleveland Browns, Nov 04, 2018 3 vs. Denver Broncos, Oct 28, 2018	<b>Fumble Recoveries</b>	1 vs. Denver Broncos, Oct 28, 2018 1 vs. Jacksonville Jaguars, Oct 07, 2018
<b>Sacks</b>	1.0 vs. Denver Broncos, Oct 28, 2018 0.5 at New England Patriots, Oct 14, 2018	<b>Tackles For Loss</b>	2 at Cleveland Browns, Nov 04, 2018 1 vs. Denver Broncos, Oct 28, 2018

**SINGLE-GAME HIGHS - POSTSEASON: DEFENSIVE**

<b>Total Tackles</b>	2 vs. New England Patriots, Jan 20, 2019
----------------------	--







# BRENTON STRANGE | 85

POSITION: TIGHT END  
HT: 6-4 | WT: 253 | DOB: 12-27-2000  
COLLEGE: PENN STATE  
HOMETOWN: PARKERSBURG, W. VA.  
ACQ: D2-'23  
EXP: 2nd YEAR

BrentonStrange  
 brentonstrange\_

## KEY TRANSACTIONS

- Originally drafted by Jacksonville in the second round (61st overall) in the 2023 NFL Draft

## PRO

### 2023 (Jaguars)

- Appeared in 14 games with four starts during his rookie season... He recorded five receptions for 35 yards and one touchdown
- 10/15 vs. IND:** Started at tight end and recorded two receptions for 27 yards and his first-career touchdown... Saw action on special teams
- 9/24 vs. HOU:** Recorded two receptions for seven yards... Saw action on special teams
- 9/10 at IND:** Saw action at tight end and on special teams in NFL debut

## COLLEGE

- Appeared in 37 games while at Penn State, making 31 starts
- Caught 70 passes for 755 yards, scoring 11 touchdowns
- In 2022, caught a career-high six passes for 80 yards at Auburn on 9/17
- Was named to the 2022 Mackey Award watch list
- In his sophomore season, was named All-Big Ten honorable mention
- Redshirted his freshman year and played the next three seasons

## PERSONAL

- Majored in Recreation, Park and Tourism Management

### BRENTON STRANGE'S NFL REGULAR SEASON RUSHING/RECEIVING STATISTICS

DATE	TEAM	GP	GS	RECEIVING					RUSHING				
				NO.	YDS.	AVG.	LG	TD	NO.	YDS.	AVG.	LG	TD
2023	Jaguars	14	4	5	35	7.0	17	1	0	0	0.0	0	0
<b>NFL TOTALS</b>		<b>14</b>	<b>4</b>	<b>5</b>	<b>35</b>	<b>7.0</b>	<b>17</b>	<b>1</b>	<b>0</b>	<b>0</b>	<b>0.0</b>	<b>0</b>	<b>0</b>

### BRENTON STRANGE'S NFL REGULAR SEASON RETURN STATISTICS

DATE	TEAM	KICKOFF RETURNS					PUNT RETURNS					
		RET.	YDS.	AVG.	LG	TD	NO.	FC	YDS.	AVG.	LG	TD
2023	Jaguars	0	0	0.0	0	0	0	0	0	0.0	0	0
<b>NFL TOTALS</b>		<b>0</b>	<b>0</b>	<b>0.0</b>	<b>0</b>	<b>0</b>	<b>0</b>	<b>0</b>	<b>0</b>	<b>0.0</b>	<b>0</b>	<b>0</b>

### SINGLE-GAME HIGHS: RECEIVING

<b>Receptions</b>	2 vs. Indianapolis Colts, Oct 15, 2023 2 vs. Houston Texans, Sep 24, 2023	<b>Receiving TDs</b>	1 vs. Indianapolis Colts, Oct 15, 2023
<b>Receiving Yards</b>	27 vs. Indianapolis Colts, Oct 15, 2023 7 vs. Houston Texans, Sep 24, 2023	<b>All-Purpose Yards</b>	27 vs. Indianapolis Colts, Oct 15, 2023 7 vs. Houston Texans, Sep 24, 2023
<b>Longest Receptions</b>	17 vs. Indianapolis Colts, Oct 15, 2023 10t vs. Indianapolis Colts, Oct 15, 2023	<b>Most TDs</b>	1 vs. Indianapolis Colts, Oct 15, 2023



**2023 GAME-BY-GAME REGULAR-SEASON STATISTICS (JAGUARS)**

DATE	OPPONENT	P/S	RECEIVING					RUSHING					W/L	SCORE	
			NO.	YDS.	AVG.	LG	TD	NO.	YDS.	AVG.	LG	TD			
09/10	at Colts	P	0	0	0.0	0	0	0	0	0.0	0	0	0	W	31-21
09/17	Chiefs	P	0	0	0.0	0	0	0	0	0.0	0	0	0	L	9-17
09/24	Texans	P	2	7	3.5	4	0	0	0	0.0	0	0	0	L	17-37
10/01	Falcons	P	0	0	0.0	0	0	0	0	0.0	0	0	0	W	23-7
10/08	at Bills	P	0	0	0.0	0	0	0	0	0.0	0	0	0	W	25-20
10/15	Colts	S	2	27	13.5	17	1	0	0	0.0	0	0	0	W	37-20
10/19	at Saints	P	0	0	0.0	0	0	0	0	0.0	0	0	0	W	31-24
10/29	at Steelers	P	0	0	0.0	0	0	0	0	0.0	0	0	0	W	20-10
11/12	49ers	P	0	0	0.0	0	0	0	0	0.0	0	0	0	L	3-34
11/19	Titans	S	0	0	0.0	0	0	0	0	0.0	0	0	0	W	34-14
11/26	at Texans	P	0	0	0.0	0	0	0	0	0.0	0	0	0	W	24-21
12/04	Bengals							ON INACTIVE LIST						L	31-34+
12/10	at Browns							ON INACTIVE LIST						L	27-31
12/17	Ravens							ON INACTIVE LIST						L	7-23
12/24	at Buccaneers	S	0	0	0.0	0	0	0	0	0.0	0	0	0	L	12-30
12/31	Panthers	S	1	1	1.0	1	0	0	0	0.0	0	0	0	W	26-0
01/07	at Titans	P	0	0	0.0	0	0	0	0	0.0	0	0	0	L	20-28
<b>2023 TOTALS</b>		<b>14-4</b>	<b>5</b>	<b>35</b>	<b>7.0</b>	<b>17</b>	<b>1</b>	<b>0</b>	<b>0</b>	<b>0.0</b>	<b>0</b>	<b>0</b>	<b>0</b>	<b>9-8</b>	

+ - Overtime





# KEATON SUTHERLAND | 78

**POSITION:** OFFENSIVE LINEMAN  
**HT:** 6-5 | **WT:** 316 | **DOB:** 2-12-1997  
**COLLEGE:** TEXAS A&M  
**HOMETOWN:** FLOWER MOUND, TEXAS  
**ACQ:** FA-'23  
**EXP:** 6th YEAR

 @keatonsuds  
 @keatonsuds

## KEY TRANSACTIONS

- Originally entered the NFL after signing with the Cincinnati Bengals as an undrafted free agent on May 10, 2019
- Waived by the Bengals on September 25, 2019
- Claimed off waivers by the Miami Dolphins on September 26, 2019
- Waived by the Dolphins on September 5, 2020
- Added to the Bengals practice squad on September 8, 2020
- Signed by the 49ers on August 30, 2022
- Added to the Commanders practice squad on October 4, 2022
- Released by the Commanders on August 5, 2023
- Signed by the Houston Texans as a free agent on August 6, 2023
- Signed to Jacksonville's practice squad November 27, 2023

## PRO

### 2023 (Jaguars)

- Spent the 2023 season on the Jaguars' practice squad

### 2022 (Jaguars)

- Spent the 2022 season on the Jaguars' practice squad

### 2021 (Bengals)

- Was on the active roster and saw game action against the Browns on January 9, 2022

### 2020 (Bengals)

- Saw action in a win vs. Tennessee on November 1, 2020

### 2019 (Dolphins)

- Made his professional debut in 2019, seeing action in three games (two starts) with the Dolphins

## COLLEGE

- Appeared in 11 games as a senior in 2018, starting nine, and helped the Aggies gain 5,590 total yards
- Started in 12 games in 2017, helping lead the Aggie offense to 406.8 total yards of offense including 155.6 rushing and 251.2 through the air
- As a sophomore, saw action in eight games and started the final four games of 2016, seeing action at both guard positions, helped clear the way for a balanced Aggie offense that gained 467.0 yards per game, with 211.8 rushing and 250.0 passing yards per game
- Emerged as the Aggies' full-time starter at left guard as a freshman in 2015

## PERSONAL

- U.S. Army All-American at Flower Mound Marcus HS
- Earned first-team District 5-6A honors and All-Area honors from the Dallas Morning News as a senior
- Sutherland graded out at 93 percent with 86 knockdowns and 43 pancakes
- Missed his junior season after earning district Newcomer of the Year honors as a sophomore
- Four-star prospect chose Texas A&M over Arkansas, Miami (Fla.), Oklahoma and Texas



**KEATON SUTHERLAND'S NFL REGULAR SEASON STATISTICS**

DATE	TEAM	GP	GS
2019	Bengals	1	0
Went from Cincinnati to Miami.			
2019	Dolphins	3	2
2019	TOTAL	4	2
2020	Bengals	1	0
2021	Bengals	1	0
2022	49ers	0	0
Went from San Francisco to Washington.			
2022	Commanders	0	0
2022	TOTAL	0	0
2023	Texans	0	0
Went from Houston to Jacksonville.			
2023	Jaguars	0	0
2023	TOTAL	0	0
<b>NFL TOTALS</b>		<b>6</b>	<b>2</b>

**KEATON SUTHERLAND'S NFL POSTSEASON STATISTICS**

DATE	TEAM	GP	GS
2021	Bengals	0	0
<b>NFL TOTALS</b>		<b>0</b>	<b>0</b>

**2023 GAME-BY-GAME REGULAR-SEASON STATISTICS (TEXANS/JAGUARS)**

DATE	OPPONENT	P/S		W/L	SCORE
09/10	at Ravens		NOT ON ROSTER	L	9-25
09/17	Colts		NOT ON ROSTER	L	20-31
09/24	at Jaguars		NOT ON ROSTER	W	37-17
10/01	Steelers		NOT ON ROSTER	W	30-6
10/08	at Falcons		NOT ON ROSTER	L	19-21
10/15	Saints		NOT ON ROSTER	W	20-13
10/29	at Panthers		NOT ON ROSTER	L	13-15
11/05	Buccaneers		NOT ON ROSTER	W	39-37
11/12	at Bengals		NOT ON ROSTER	W	30-27
11/19	Cardinals		NOT ON ROSTER	W	21-16
11/26	Jaguars		NOT ON ROSTER	L	21-24
Went from Texans to Jaguars.					
12/04	Bengals		PRACTICE SQUAD	L	31-34+
12/10	at Browns		PRACTICE SQUAD	L	27-31
12/17	Ravens		PRACTICE SQUAD	L	7-23
12/24	at Buccaneers		PRACTICE SQUAD	L	12-30
12/31	Panthers		PRACTICE SQUAD	W	26-0
01/07	at Titans		PRACTICE SQUAD	L	20-28
<b>2023 TOTALS</b>		<b>0-0</b>		<b>7-10</b>	


+ - Overtime





## DANIEL THOMAS | 20

**POSITION:** SAFETY  
**HT:** 5-10 | **WT:** 215 | **DOB:** 7-1-1998  
**COLLEGE:** AUBURN  
**HOMETOWN:** MONTGOMERY, ALA.  
**ACQ:** D5A-'20  
**EXP:** 5th YEAR

 @gamechanger021  
 @daniel\_\_dt21

### KEY TRANSACTIONS

- Originally drafted by Jacksonville in the fifth round (157th overall) of the 2020 draft

### PRO

#### 2023 (Jaguars)

- Appeared in 15 games and recorded seven special teams tackles and one tackle on defense
- 12/17 vs. BAL:** Assisted on one tackle on defense and recorded one tackle on special teams
- 10/29 at PIT:** Recorded a 21-yard kickoff return, the first return of his career
- 10/15 vs. IND:** Recorded two solo tackles on special teams

#### 2022 (Jaguars)

- Saw action in 15 regular season games and both postseason games... In the regular season, he posted three tackles (two solo) on defense and five tackles (three solo) on special teams
- 12/11 at TEN:** Saw action on defense and special teams and recorded three tackles (two solo)
- 10/30 vs. DEN:** Saw action on 20 special teams snaps and recorded one special teams tackle

#### 2021 (Jaguars)

- Appeared in 16 games and posted 24 tackles
- 1/9 vs. IND:** Started at safety and recorded four total tackles
- 1/2 at N.E.:** Started at safety and posted eight total tackles (five solo)
- 12/26 at NYJ:** Saw action on defense and special teams and recorded six total tackles (three solo)
- 9/19 vs. DEN:** Saw action in 15 special teams snaps

#### 2020 (Jaguars)

- Appeared in nine games, making one start, before being placed on the reserve/injured list on Nov. 24 with an arm injury... Season totals include 15 tackles (13 solo), three special teams tackles, two passes defended and one INT... Also blocked a punt and returned it for a TD in Week 7 vs. LAC, becoming the first Jaguars player to score on a blocked punt since CB Mike Harris in 2012
- 9/13 vs. IND:** Saw action on special teams in his NFL debut and made one special teams tackle
- 10/25 at LAC:** Saw action at safety, posting one tackle, and on special teams, blocking a punt and returning it 16 yards for a third-quarter TD
- 11/22 vs. PIT:** Made his second consecutive start, recording his first career interception off a pass from QB Ben Roethlisberger before exiting the game early with an arm injury

### COLLEGE

- Played 51 games at Auburn during his four-year career, amassing 199 tackles (124 solo), 13 passes defended, 9.0 tackles for loss, five INTs, three forced fumbles and two fumble recoveries
- Two-year starter at safety who was also a team captain during his senior campaign in 2019

### PERSONAL

- In July 2024, participated on a mission trip to Zimbabwe
- Attended Robert E. Lee (Alabama) High School, where he recorded 87 tackles, seven INTs, five tackles for loss, three punt return TDs and two INT returns for a TD
- Also played basketball, track and tennis
- Son of Regina and Stanley Thomas
- Has three brothers: Davy, Mario and Joshua
- Received the 2019 Hard-Fighting Soldier Award for his leadership in the Fellowship of Christian Athletes amid adversity



**DANIEL THOMAS' NFL REGULAR SEASON DEFENSIVE STATISTICS**

DATE	TEAM	GP	TACKLES								INTERCEPTIONS						O. FUMB				ST				MISC		
			GS	TK	S	A	TFL	YDS	SK	YDS	QBH	NO	YDS	LG	TD	PD	FF	FR	TD	YDS	TK	S	A	FF	FR	S	A
2020	Jaguars	10	2	15	13	2	0	0	0.0	0.0	0	1	53	53	0	2	0	0	0	0	3	3	0	0	0	0	0
2021	Jaguars	16	2	24	16	8	0	0	0.0	0.0	0	0	0	0	0	0	0	0	0	0	3	1	2	0	0	0	
2022	Jaguars	15	0	3	2	1	0	0	0.0	0.0	0	0	0	0	0	0	0	0	0	0	5	3	2	0	0	0	
2023	Jaguars	15	0	1	0	1	0	0	0.0	0.0	0	0	0	0	0	0	0	0	0	7	7	0	0	0	0		
<b>NFL TOTALS</b>		<b>56</b>	<b>4</b>	<b>43</b>	<b>31</b>	<b>12</b>	<b>0</b>	<b>0</b>	<b>0.0</b>	<b>0.0</b>	<b>0</b>	<b>1</b>	<b>53</b>	<b>53</b>	<b>0</b>	<b>2</b>	<b>0</b>	<b>0</b>	<b>0</b>	<b>0</b>	<b>18</b>	<b>14</b>	<b>4</b>	<b>0</b>	<b>0</b>	<b>0</b>	

**DANIEL THOMAS' NFL POSTSEASON DEFENSIVE STATISTICS**

DATE	TEAM	GP	TACKLES								INTERCEPTIONS						O. FUMB				ST				MISC	
			GS	TK	S	A	TFL	YDS	SK	YDS	QBH	NO	YDS	LG	TD	PD	FF	FR	TD	YDS	TK	S	A	FF	FR	S
2022	Jaguars	2	0	0	0	0	0	0	0.0	0.0	0	0	0	0	0	0	0	0	0	0	1	0	1	0	0	0
<b>NFL TOTALS</b>		<b>2</b>	<b>0</b>	<b>0</b>	<b>0</b>	<b>0</b>	<b>0</b>	<b>0</b>	<b>0.0</b>	<b>0.0</b>	<b>0</b>	<b>0</b>	<b>0</b>	<b>0</b>	<b>0</b>	<b>0</b>	<b>0</b>	<b>0</b>	<b>0</b>	<b>0</b>	<b>1</b>	<b>0</b>	<b>1</b>	<b>0</b>	<b>0</b>	<b>0</b>

**SINGLE-GAME HIGHS: DEFENSIVE**

<b>Total Tackles</b>	8 at New England Patriots, Jan 02, 2022 7 at Green Bay Packers, Nov 15, 2020 ...1 more at 7.	<b>Interceptions</b>	1 vs. Pittsburgh Steelers, Nov 22, 2020
<b>Solo Tackles</b>	7 at Houston Texans, Oct 11, 2020 5 at New England Patriots, Jan 02, 2022 ...1 more at 5.	<b>Interception Return Yards</b>	53 vs. Pittsburgh Steelers, Nov 22, 2020
<b>Passes Defensed</b>	2 vs. Pittsburgh Steelers, Nov 22, 2020	<b>Special Teams Tackles</b>	2 vs. Indianapolis Colts, Oct 15, 2023 2 at Cincinnati Bengals, Sep 30, 2021

**2023 GAME-BY-GAME REGULAR-SEASON STATISTICS (JAGUARS)**

DATE	OPPONENT	P/S	TACKLES								INTERCEPTIONS						O. FUMB				ST				MISC		SCORE	
			TK	S	A	SK	YDS	TFL	YDS	QBH	NO	YDS	LG	TD	PD	FF	FR	TD	YDS	TK	S	A	FF	FR	S	A		W/L
09/10	at Colts	P	0	0	0	0.0	0.0	0	0	0	0	0	0	0	0	0	0	0	0	1	1	0	0	0	0	0	W	31-21
09/17	Chiefs	P	0	0	0	0.0	0.0	0	0	0	0	0	0	0	0	0	0	0	0	1	1	0	0	0	0	0	L	9-17
09/24	Texans	P	0	0	0	0.0	0.0	0	0	0	0	0	0	0	0	0	0	0	0	1	1	0	0	0	0	0	L	17-37
10/01	Falcons	P	0	0	0	0.0	0.0	0	0	0	0	0	0	0	0	0	0	0	0	0	0	0	0	0	0	0	W	23-7
10/08	at Bills	P	0	0	0	0.0	0.0	0	0	0	0	0	0	0	0	0	0	0	0	0	0	0	0	0	0	0	W	25-20
10/15	Colts	P	0	0	0	0.0	0.0	0	0	0	0	0	0	0	0	0	0	0	2	2	0	0	0	0	0	0	W	37-20
10/19	at Saints	P	0	0	0	0.0	0.0	0	0	0	0	0	0	0	0	0	0	0	0	0	0	0	0	0	0	0	W	31-24
10/29	at Steelers	P	0	0	0	0.0	0.0	0	0	0	0	0	0	0	0	0	0	0	0	0	0	0	0	0	0	0	W	20-10
11/12	49ers	P	0	0	0	0.0	0.0	0	0	0	0	0	0	0	0	0	0	0	0	0	0	0	0	0	0	0	L	3-34
11/19	Titans	P	0	0	0	0.0	0.0	0	0	0	0	0	0	0	0	0	0	0	0	0	0	0	0	0	0	0	W	34-14
11/26	at Texans	P	0	0	0	0.0	0.0	0	0	0	0	0	0	0	0	0	0	0	0	0	0	0	0	0	0	0	W	24-21
12/04	Bengals	P	0	0	0	0.0	0.0	0	0	0	0	0	0	0	0	0	0	0	0	0	0	0	0	0	0	0	L	31-34+
12/10	at Browns	P	0	0	0	0.0	0.0	0	0	0	0	0	0	0	0	0	0	0	0	1	1	0	0	0	0	0	L	27-31
12/17	Ravens	P	1	0	1	0.0	0.0	0	0	0	0	0	0	0	0	0	0	0	0	1	1	0	0	0	0	0	L	7-23
12/24	at Buccaneers	P	0	0	0	0.0	0.0	0	0	0	0	0	0	0	0	0	0	0	0	0	0	0	0	0	0	0	L	12-30
12/31	Panthers																										W	26-0
01/07	at Titans																										L	20-28
<b>2023 TOTALS</b>		<b>15-0</b>	<b>1</b>	<b>0</b>	<b>1</b>	<b>0.0</b>	<b>0.0</b>	<b>0</b>	<b>0</b>	<b>0</b>	<b>0</b>	<b>0</b>	<b>0</b>	<b>0</b>	<b>0</b>	<b>0</b>	<b>0</b>	<b>0</b>	<b>0</b>	<b>7</b>	<b>7</b>	<b>0</b>	<b>0</b>	<b>0</b>	<b>0</b>	<b>0</b>	<b>0</b>	<b>9-8</b>

+ - Overtime





**2023 GAME-BY-GAME REGULAR-SEASON STATISTICS (JAGUARS)**

DATE	OPPONENT	P/S	KICKOFF RETURNS					PUNT RETURNS					W/L	SCORE		
			RET	YDS	AVG	LG	TD	NO	FC	YDS	AVG	LG			TD	
09/10	at Colts	P	0	0	0.0	0	0	0	0	0	0	0.0	0	0	W	31-21
09/17	Chiefs	P	0	0	0.0	0	0	0	0	0	0	0.0	0	0	L	9-17
09/24	Texans	P	0	0	0.0	0	0	0	0	0	0	0.0	0	0	L	17-37
10/01	Falcons	P	0	0	0.0	0	0	0	0	0	0	0.0	0	0	W	23-7
10/08	at Bills	P	0	0	0.0	0	0	0	0	0	0	0.0	0	0	W	25-20
10/15	Colts	P	0	0	0.0	0	0	0	0	0	0	0.0	0	0	W	37-20
10/19	at Saints	P	0	0	0.0	0	0	0	0	0	0	0.0	0	0	W	31-24
10/29	at Steelers	P	1	21	21.0	21	0	0	0	0	0	0.0	0	0	W	20-10
11/12	49ers	P	0	0	0.0	0	0	0	0	0	0	0.0	0	0	L	3-34
11/19	Titans	P	0	0	0.0	0	0	0	0	0	0	0.0	0	0	W	34-14
11/26	at Texans	P	0	0	0.0	0	0	0	0	0	0	0.0	0	0	W	24-21
12/04	Bengals	P	0	0	0.0	0	0	0	0	0	0	0.0	0	0	L	31-34+
12/10	at Browns	P	0	0	0.0	0	0	0	0	0	0	0.0	0	0	L	27-31
12/17	Ravens	P	0	0	0.0	0	0	0	0	0	0	0.0	0	0	L	7-23
12/24	at Buccaneers	P	0	0	0.0	0	0	0	0	0	0	0.0	0	0	L	12-30
12/31	Panthers							INJURED RESERVE						W	26-0	
01/07	at Titans							INJURED RESERVE						L	20-28	
<b>2023 TOTALS</b>		<b>15-0</b>	<b>1</b>	<b>21</b>	<b>21.0</b>	<b>21</b>	<b>0</b>	<b>0</b>	<b>0</b>	<b>0</b>	<b>0</b>	<b>0.0</b>	<b>0</b>	<b>0</b>	<b>9-8</b>	

+ - Overtime





# BRIAN THOMAS JR. | 7

**POSITION:** WIDE RECEIVER  
**HT:** 6-2 | **WT:** 209 | **DOB:** 10-8-2002  
**COLLEGE:** LSU  
**HOMETOWN:** WALKER, LA.  
**ACQ:** D1-'24  
**EXP:** R

BrianThomas\_11  
 brian.thomas11

## KEY TRANSACTIONS

- Originally drafted by Jacksonville in the first round (23rd overall) in the 2024 draft

## COLLEGE

- In three seasons at LSU, he recorded 127 receptions for 1,897 yards and 24 touchdowns
- During his junior season (2023), he led the nation in receiving touchdowns with 17
- Named 2023 Third-Team All-America by Associated Press and named Second-Team All-SEC by Associated Press and coaches
- Thomas' 24 career receiving touchdowns tied for third-most in program history, alongside WR Justin Jefferson

## PERSONAL

- Son of Brian Thomas Sr. and Sandra Thomas
- Ranked as the number four player in Louisiana in 2020 and participated in the Adidas All-American Bowl
- Recorded 30 passes for 507 yards and seven touchdowns as a senior (2020) and recorded 75 passes for 1,272 yards and 17 touchdowns as a junior (2019)
- Was a dual sport athlete in high school, also participating in basketball... named Most Outstanding Player in the state title game in 2018 after scoring 20 points and grabbing eight rebounds in a win over Landry-Walker High School

### BRIAN THOMAS JR.'S COLLEGE RUSHING/RECEIVING STATISTICS

DATE	TEAM	GP	GS	RUSHING					RECEIVING				
				NO.	YDS.	AVG.	LG	TD	NO.	YDS.	AVG.	LG	TD
2021	LSU	12	9	2	6	3.0	5	0	28	359	12.8	42	2
2022	LSU	13	6	0	0	0.0	0	0	31	361	11.6	57	5
2023	LSU	13	12	1	-6	-6.0	0	0	68	1,177	17.3	86	17
<b>TOTALS</b>		<b>38</b>	<b>27</b>	<b>3</b>	<b>0</b>	<b>0.0</b>	<b>5</b>	<b>0</b>	<b>127</b>	<b>1,897</b>	<b>14.9</b>	<b>86</b>	<b>24</b>

### BRIAN THOMAS JR.'S COLLEGE RETURN STATISTICS

DATE	TEAM	KICKOFF RETURNS					PUNT RETURNS					
		RET.	YDS.	AVG.	LG	TD	NO.	FC	YDS.	AVG.	LG	TD
2021	LSU	0	0	0.0	0	0	0	0	0	0.0	0	0
2022	LSU	0	0	0.0	0	0	0	0	0	0.0	0	0
2023	LSU	0	0	0.0	0	0	0	0	0	0.0	0	0
<b>TOTALS</b>		<b>0</b>	<b>0</b>	<b>0.0</b>	<b>0</b>	<b>0</b>	<b>0</b>	<b>0</b>	<b>0</b>	<b>0.0</b>	<b>0</b>	<b>0</b>

### COLLEGE 2023 GAME-BY-GAME STATISTICS (LSU)

DATE	OPPONENT	P/S	RUSHING					RECEIVING					W/L	SCORE
			NO.	YDS.	AVG.	LG	TD	NO.	YDS.	AVG.	LG	TD		
09/03	at Florida St.	S	0	0	0.0	0	0	7	142	20.3	75	1	W	45-24
09/09	Grambling	S	0	0	0.0	0	0	6	78	13.0	26	2	W	72-10
09/16	at Mississippi St.	P	0	0	0.0	0	0	7	60	8.6	19	0	W	41-14
09/23	Arkansas	S	0	0	0.0	0	0	5	133	26.6	49	2	W	34-31
09/30	at Ole Miss	S	0	0	0.0	0	0	8	124	15.5	34	3	L	49-55
10/07	at Missouri	S	0	0	0.0	0	0	4	66	16.5	42	1	W	49-39
10/14	Auburn	S	0	0	0.0	0	0	2	7	3.5	4	0	W	48-18
10/21	Army West Point	S	0	0	0.0	0	0	3	122	40.7	86	2	W	62-0
11/04	at Alabama	S	0	0	0.0	0	0	3	36	12.0	23	0	L	28-42
11/11	Florida	S	0	0	0.0	0	0	6	150	25.0	52	2	W	52-35
11/18	Georgia St.	S	1	-6	-6.0	0	0	4	103	25.8	70	1	W	56-14
11/25	Texas A&M	S	0	0	0.0	0	0	5	58	11.6	23	1	W	42-30
01/01	Wisconsin	S	0	0	0.0	0	0	8	98	12.3	38	2	W	35-31
<b>2023 TOTALS</b>		<b>13-12</b>	<b>1</b>	<b>-6</b>	<b>-6.0</b>	<b>0</b>	<b>0</b>	<b>68</b>	<b>1,177</b>	<b>17.3</b>	<b>86</b>	<b>17</b>	<b>11-2</b>	





# AUSTIN TRAMMELL | 86

POSITION: WIDE RECEIVER  
 HT: 5-10 | WT: 185 | DOB: 7-4-1998  
 COLLEGE: RICE  
 HOMETOWN: SPRING, TEXAS  
 ACQ: FA-'24  
 EXP: 4th YEAR



## KEY TRANSACTIONS

- Originally signed by Atlanta as an undrafted free agent on 5/14/21
- Signed with the Los Angeles Rams on 8/4/22
- Signed with Jacksonville as a free agent on 6/12/24

## PRO

### 2023 (Rams)

- Appeared in 16 games and recorded 25 punt returns for 183 yards and six kick returns for 101 yards... Caught four passes for 29 yards

### 2022 (Rams)

- Appeared in six games and recorded two receptions for 13 yards

### 2021 (Falcons)

- Participated in two games for Atlanta

## COLLEGE

- Appeared in 40 games and caught 142 passes for 1,744 yards on 421 carries and 13 touchdowns
- Recorded 49 kick returns for 1,096 yards with a 22.4 average
- Was voted team captain in consecutive years during his junior and senior seasons (2019-20)

## PERSONAL

- Full name is Stephen Austin Trammell
- Majored in Sport Management at Rice University

### AUSTIN TRAMMELL'S NFL REGULAR SEASON RUSHING/RECEIVING STATISTICS

DATE	TEAM	GP	GS	RECEIVING					RUSHING				
				NO.	YDS.	AVG.	LG	TD	NO.	YDS.	AVG.	LG	TD
2021	Falcons	2	0	0	0	0.0	0	0	0	0	0.0	0	0
2023	Rams	16	0	4	29	7.3	14	0	0	0	0.0	0	0
<b>NFL TOTALS</b>		<b>18</b>	<b>0</b>	<b>4</b>	<b>29</b>	<b>7.3</b>	<b>14</b>	<b>0</b>	<b>0</b>	<b>0</b>	<b>0.0</b>	<b>0</b>	<b>0</b>

### AUSTIN TRAMMELL'S NFL POSTSEASON RUSHING/RECEIVING STATISTICS

DATE	TEAM	GP	GS	RECEIVING					RUSHING				
				NO.	YDS.	AVG.	LG	TD	NO.	YDS.	AVG.	LG	TD
2023	Rams	1	0	0	0	0.0	0	0	0	0	0.0	0	0
<b>NFL TOTALS</b>		<b>1</b>	<b>0</b>	<b>0</b>	<b>0</b>	<b>0.0</b>	<b>0</b>	<b>0</b>	<b>0</b>	<b>0</b>	<b>0.0</b>	<b>0</b>	<b>0</b>

### AUSTIN TRAMMELL'S NFL REGULAR SEASON RETURN STATISTICS

DATE	TEAM	KICKOFF RETURNS					PUNT RETURNS					
		RET.	YDS.	AVG.	LG	TD	NO.	FC	YDS.	AVG.	LG	TD
2021	Falcons	0	0	0.0	0	0	0	0	0	0.0	0	0
2023	Rams	6	101	16.8	36	0	25	19	183	7.3	29	0
<b>NFL TOTALS</b>		<b>6</b>	<b>101</b>	<b>16.8</b>	<b>36</b>	<b>0</b>	<b>25</b>	<b>19</b>	<b>183</b>	<b>7.3</b>	<b>29</b>	<b>0</b>

### AUSTIN TRAMMELL'S NFL POSTSEASON RETURN STATISTICS

DATE	TEAM	KICKOFF RETURNS					PUNT RETURNS					
		RET.	YDS.	AVG.	LG	TD	NO.	FC	YDS.	AVG.	LG	TD
2023	Rams	1	24	24.0	24	0	0	3	0	0.0	0	0
<b>NFL TOTALS</b>		<b>1</b>	<b>24</b>	<b>24.0</b>	<b>24</b>	<b>0</b>	<b>0</b>	<b>3</b>	<b>0</b>	<b>0.0</b>	<b>0</b>	<b>0</b>



**SINGLE-GAME HIGHS: RUSHING/RECEIVING**

<b>Receptions</b>	3 vs. Seattle Seahawks, Nov 19, 2023 1 at Green Bay Packers, Nov 05, 2023 ...2 more at 1.	<b>Fair Catches</b>	4 at New York Giants, Dec 31, 2023 3 vs. Washington Commanders, Dec 17, 2023 ...1 more at 3.
<b>Receiving Yards</b>	23 vs. Seattle Seahawks, Nov 19, 2023 8 at Los Angeles Rams, Dec 04, 2022	<b>Punt Return Yards</b>	37 at Green Bay Packers, Nov 05, 2023 30 vs. Seattle Seahawks, Nov 19, 2023 ...1 more at 30.
<b>Receiving Average</b>	7.7 vs. Seattle Seahawks, Nov 19, 2023	<b>Longest Punt Return</b>	29 vs. Arizona Cardinals, Oct 15, 2023 15 vs. Cleveland Browns, Dec 03, 2023 ...1 more at 15.
<b>Longest Receptions</b>	14 vs. Seattle Seahawks, Nov 19, 2023 12 vs. Seattle Seahawks, Nov 19, 2023	<b>Punt Returns</b>	4 vs. Seattle Seahawks, Nov 19, 2023 4 at Indianapolis Colts, Oct 01, 2023
<b>All-Purpose Yards</b>	79 at Green Bay Packers, Nov 05, 2023 53 vs. Seattle Seahawks, Nov 19, 2023	<b>Punt Return Average</b>	12.3 at Green Bay Packers, Nov 05, 2023 10.0 vs. Arizona Cardinals, Oct 15, 2023
<b>Kickoff Returns</b>	1 vs. New Orleans Saints, Dec 21, 2023 1 at Baltimore Ravens, Dec 10, 2023 ...4 more at 1.	<b>Miscellaneous Tackles</b>	1 vs. Seattle Seahawks, Nov 19, 2023
<b>Kickoff Return Yards</b>	36 at Green Bay Packers, Nov 05, 2023 22 at Baltimore Ravens, Dec 10, 2023	<b>Scrimmage Yards</b>	23 vs. Seattle Seahawks, Nov 19, 2023 8 at Los Angeles Rams, Dec 04, 2022
<b>Longest Kickoff Return</b>	36 at Green Bay Packers, Nov 05, 2023 22 at Baltimore Ravens, Dec 10, 2023		

**SINGLE-GAME HIGHS - POSTSEASON: RUSHING/RECEIVING**

<b>All-Purpose Yards</b>	24 at Detroit Lions, Jan 14, 2024	<b>Longest Kickoff Return</b>	24 at Detroit Lions, Jan 14, 2024
<b>Kickoff Returns</b>	1 at Detroit Lions, Jan 14, 2024	<b>Fair Catches</b>	3 at Detroit Lions, Jan 14, 2024
<b>Kickoff Return Yards</b>	24 at Detroit Lions, Jan 14, 2024		

**2023 GAME-BY-GAME REGULAR-SEASON STATISTICS (RAMS)**

DATE	OPPONENT	P/S	RECEIVING					RUSHING					W/L	SCORE
			NO.	YDS.	AVG.	LG	TD	NO.	YDS.	AVG.	LG	TD		
09/10	at Seahawks												W	30-13
09/17	49ers												L	23-30
09/25	at Bengals												L	16-19
10/01	at Colts												W	29-23+
10/08	Eagles												L	14-23
10/15	Cardinals												W	26-9
10/22	Steelers												L	17-24
10/29	at Cowboys												L	20-43
11/05	at Packers												L	3-20
11/19	Seahawks												W	17-16
11/26	at Cardinals												W	37-14
12/03	Browns												W	36-19
12/10	at Ravens												L	31-37+
12/17	Commanders												W	28-20
12/21	Saints	P	0	0	0.0	0	0	0	0	0.0	0	0	W	30-22
12/31	at Giants	P	0	0	0.0	0	0	0	0	0.0	0	0	W	26-25
01/07	at 49ers	P	0	0	0.0	0	0	0	0	0.0	0	0	W	21-20
<b>2023 TOTALS</b>		<b>3-0</b>	<b>0</b>	<b>0</b>	<b>0.0</b>	<b>0</b>	<b>0</b>	<b>0</b>	<b>0</b>	<b>0.0</b>	<b>0</b>	<b>0</b>	<b>0</b>	<b>10-7</b>

+ - Overtime

**2023 GAME-BY-GAME POSTSEASON STATISTICS (RAMS)**



DATE	OPPONENT	P/S	RECEIVING					RUSHING					W/L	SCORE
			NO.	YDS.	AVG.	LG	TD	NO.	YDS.	AVG.	LG	TD		
01/14	at Lions	P	0	0	0.0	0	0	0	0	0.0	0	0	L	23-24
<b>2023 TOTALS</b>		<b>1-0</b>	<b>0</b>	<b>0</b>	<b>0.0</b>	<b>0</b>	<b>0</b>	<b>0</b>	<b>0</b>	<b>0.0</b>	<b>0</b>	<b>0</b>	<b>0</b>	<b>0-1</b>





# COLE VAN LANEN | 70

**POSITION:** OFFENSIVE LINEMAN  
**HT:** 6-5 | **WT:** 312 | **DOB:** 4-23-1998  
**COLLEGE:** WISCONSIN  
**HOMETOWN:** GREEN BAY, WIS.  
**ACQ:** T (G.B.)-'22  
**EXP:** 4th YEAR

 [colevanlanen5](#)  
 [cole\\_vanlanen](#)

## KEY TRANSACTIONS

- Originally selected by Green Bay in the sixth round (214th overall) of the 2021 NFL Draft
- Traded to Jacksonville on 8/23/2022

## PRO

### 2023 (Jaguars)

- Saw action in nine games
- **12/24 at T.B.:** Saw action on the offensive line and on special teams
- **9/24 vs. HOU:** Replaced Anton Harrison on the offensive line after he left the game with an ankle injury... Also saw action on special teams

### 2022 (Jaguars)

- Saw action in 16 regular season games and both postseason games
- **1/1 at HOU:** Saw action on offense and special teams
- **12/22 at NYJ:** Saw action on offense and special teams

### 2021 (Jaguars)

- Spent majority of the season on the practice squad... Appeared in one game

## COLLEGE

- Played in 45 games with 19 starts at left tackle in his four seasons with the Badgers, with 18 of those starts coming over his final two seasons
- Earned first-team All-Big Ten honors as a senior in 2020
- Helped the Badgers rank in the top 15 in the country in rushing in both 2018 (273.4 ypg, No. 6) and 2019 (233.1 ypg, No. 15) as RB Jonathan Taylor posted back-to-back 2,000-yard rushing seasons
- Received second-team All-Big Ten recognition from the coaches and media as a junior in 2019

## PERSONAL

- Swept discus and shot put titles at 2015 Wisconsin Division 1 state meet as a junior
- Invited to 2016 U.S. Army All-American Bowl
- Earned his degree in personal finance
- Father, Thomas, won the Wisconsin Division 2 state titles in discus and shot put for West De Pere (Wis.) High School in 1994

### COLE VAN LANEN'S NFL REGULAR SEASON STATISTICS

DATE	TEAM	GP	GS
2021	Packers	1	0
2022	Jaguars	16	0
2023	Jaguars	9	0
<b>NFL TOTALS</b>		<b>26</b>	<b>0</b>

### COLE VAN LANEN'S NFL POSTSEASON STATISTICS

DATE	TEAM	GP	GS
2021	Packers	0	0
2022	Jaguars	2	0
<b>NFL TOTALS</b>		<b>2</b>	<b>0</b>



**2023 GAME-BY-GAME REGULAR-SEASON STATISTICS (JAGUARS)**

DATE	OPPONENT	P/S		W/L	SCORE
09/10	at Colts	P		W	31-21
09/17	Chiefs	P		L	9-17
09/24	Texans	P		L	17-37
10/01	Falcons		DID NOT PLAY (NON-INJURY)	W	23-7
10/08	at Bills		ON INACTIVE LIST	W	25-20
10/15	Colts	P		W	37-20
10/19	at Saints	P		W	31-24
10/29	at Steelers		ON INACTIVE LIST	W	20-10
11/12	49ers		ON INACTIVE LIST	L	3-34
11/19	Titans		ON INACTIVE LIST	W	34-14
11/26	at Texans		ON INACTIVE LIST	W	24-21
12/04	Bengals	P		L	31-34+
12/10	at Browns	P		L	27-31
12/17	Ravens	P		L	7-23
12/24	at Buccaneers	P		L	12-30
12/31	Panthers		ON INACTIVE LIST	W	26-0
01/07	at Titans		ON INACTIVE LIST	L	20-28
<b>2023 TOTALS</b>		<b>9-0</b>		<b>9-8</b>	

+ - Overtime







# TRAVON WALKER | 44

POSITION: DEFENSIVE END  
 HT: 6-5 | WT: 272 | DOB: 12-18-2000  
 COLLEGE: GEORGIA  
 HOMETOWN: THOMASTON, GA.  
 ACQ: D1-'22  
 EXP: 3rd YEAR

@44Ytw  
 ytw\_44

## KEY TRANSACTIONS

- Originally drafted by Jacksonville in the first round (1st overall) in the 2022 draft

## PRO

### 2023 (Jaguars)

- Started 17 games in 2023 and recorded 52 tackles (27 solo), 19 quarterback hits, 10.0 sacks, 10 tackles for loss, two passes defended and one fumble recovery... His 10.0 sacks ranked second on the Jaguars
- 1/7 at TEN:** Posted two total tackles (one solo), two quarterback hits, one tackle for loss and 1.0 sack... Achieved 100 career tackles... Recorded at least 0.5 sack in seven of the last eight games of the season
- 12/31 vs. CAR:** Recorded six solo tackles, two tackles for loss and 2.0 sacks
- 12/24 at T.B.:** Posted five total tackles (three solo), 1.0 sack and one tackle for loss
- 10/29 at PIT:** Recorded two total tackles (one solo), two quarterback hits, one tackle for loss and 1.0 sack for five yards... Saw action on special teams

### 2022 (Jaguars)

- Started 14 of his 15 regular season game appearances and started both postseason games... In the regular season, he posted 49 tackles (24 solo), five tackles for loss, 3.5 sacks, one interception and one forced fumble... In the postseason, he posted five tackles (two solo), three quarterback hits, one tackle for loss, one pass defended and 0.5 sacks
- 1/21 at K.C.:** Started at outside linebacker and recorded three tackles (two solo), including one tackle for loss, one QB hit and one pass defended
- 12/11 at TEN:** Started at outside linebacker and recorded three tackles (two solo), 1.0 sack and one forced fumble
- 10/23 vs. NYG:** Started at outside linebacker and recorded five tackles (two solo) and recorded 1.0 sack
- 9/11 at WAS:** Started at outside linebacker and posted four tackles, including 1.0 sack, and one INT... Walker became the second player in franchise history (Kevin Hardy) to record at least 1.0 sack and one INT in their first career game... It's the first time a player has accomplished the feat in their NFL debut since 2018

## COLLEGE

- In 2021, started at defensive tackle in all 15 games
- Finished with 37 total tackles, second among interior linemen and had 6.0 QB sacks, 7.5 tackles for loss, and a team-high 36 QB hurries
- Career-high seven QB pressures in CFP Championship Game vs. Alabama
- 2021 Pre-season third-team All-SEC, as voted by the league's 14 head coaches, as well as by attendees at SEC Media Days
- Freshman All-SEC Team, as voted by the league's 14 head coaches

## PERSONAL

- His full name is Yury Travon Walker
- Father, Stead Walker, served in the Marine Corps
- Has two older sisters, Charmine and Nakeria
- Recipient of the Bill and Susan Robbins Family Football Scholarship
- Won back-to-back Class 4A state championships in basketball in high school
- His favorite athlete growing up was Kobe Bryant
- City officials proclaimed Jan. 18, 2022, Travon Walker Day in Walker's hometown, Thomaston, Ga.
- In May of 2023, Walker's No. 44 was officially retired at Upson-Lee High School in his hometown

## TRAVON WALKER'S NFL REGULAR SEASON DEFENSIVE STATISTICS

DATE	TEAM	GP	GS	TACKLES							INTERCEPTIONS							O. FUMB					ST					MISC		
				TK	S	A	TFL	YDS	SK	YDS	QBH	NO	YDS	LG	TD	PD	FF	FR	TD	YDS	TK	S	A	FF	FR	S	A			
2022	Jaguars	16	15	49	24	25	5	20	3.5	23.0	10	1	9	9	0	2	1	0	0	0	0	0	0	0	0	0	0	0		
2023	Jaguars	17	17	52	27	25	10	69	10.0	77.5	19	0	0	0	0	2	0	1	0	0	0	0	0	0	0	0	0			
<b>NFL TOTALS</b>		<b>33</b>	<b>32</b>	<b>101</b>	<b>51</b>	<b>50</b>	<b>15</b>	<b>89</b>	<b>13.5</b>	<b>100.5</b>	<b>29</b>	<b>1</b>	<b>9</b>	<b>9</b>	<b>0</b>	<b>4</b>	<b>1</b>	<b>1</b>	<b>0</b>	<b>0</b>	<b>0</b>	<b>0</b>	<b>0</b>	<b>0</b>	<b>0</b>	<b>0</b>	<b>0</b>			



TRAVON WALKER'S NFL POSTSEASON DEFENSIVE STATISTICS

DATE	TEAM	GP	TACKLES								INTERCEPTIONS						O. FUMB				ST				MISC		
			GS	TK	S	A	TFL	YDS	SK	YDS	QBH	NO	YDS	LG	TD	PD	FF	FR	TD	YDS	TK	S	A	FF	FR	S	A
2022	Jaguars	2	2	5	2	3	1	0	0.5	3.5	3	0	0	0	0	1	0	0	0	0	0	0	0	0	0	0	0
<b>NFL TOTALS</b>		<b>2</b>	<b>2</b>	<b>5</b>	<b>2</b>	<b>3</b>	<b>1</b>	<b>0</b>	<b>0.5</b>	<b>3.5</b>	<b>3</b>	<b>0</b>	<b>0</b>	<b>0</b>	<b>0</b>	<b>1</b>	<b>0</b>	<b>0</b>	<b>0</b>	<b>0</b>	<b>0</b>	<b>0</b>	<b>0</b>	<b>0</b>	<b>0</b>	<b>0</b>	

SINGLE-GAME HIGHS: DEFENSIVE

<b>Total Tackles</b>	6 vs. Carolina Panthers, Dec 31, 2023 6 at Indianapolis Colts, Sep 10, 2023	<b>Fumble Recoveries</b>	1 at Buffalo Bills, Oct 08, 2023
<b>Solo Tackles</b>	6 vs. Carolina Panthers, Dec 31, 2023 3 at Tampa Bay Buccaneers, Dec 24, 2023 ...5 more at 3.	<b>Tackles For Loss</b>	2 vs. Carolina Panthers, Dec 31, 2023 2 vs. Houston Texans, Sep 24, 2023
<b>Sacks</b>	2.0 vs. Carolina Panthers, Dec 31, 2023 1.0 at Tennessee Titans, Jan 07, 2024 ...8 more at 1.0.	<b>Interceptions</b>	1 at Washington Commanders, Sep 11, 2022
<b>Passes Defensed</b>	1 vs. Tennessee Titans, Nov 19, 2023 1 vs. San Francisco 49ers, Nov 12, 2023 ...2 more at 1.	<b>Interception Return Yards</b>	9 at Washington Commanders, Sep 11, 2022

SINGLE-GAME HIGHS - POSTSEASON: DEFENSIVE


<b>Total Tackles</b>	3 at Kansas City Chiefs, Jan 21, 2023 2 vs. Los Angeles Chargers, Jan 14, 2023	<b>Passes Defensed</b>	1 at Kansas City Chiefs, Jan 21, 2023
<b>Solo Tackles</b>	2 at Kansas City Chiefs, Jan 21, 2023	<b>Tackles For Loss</b>	1 at Kansas City Chiefs, Jan 21, 2023
<b>Sacks</b>	0.5 vs. Los Angeles Chargers, Jan 14, 2023		

2023 GAME-BY-GAME REGULAR-SEASON STATISTICS (JAGUARS)

DATE	OPPONENT	P/S	TACKLES								INTERCEPTIONS						O. FUMB				ST				MISC			
			TK	S	A	SK	YDS	TFL	YDS	QBH	NO	YDS	LG	TD	PD	FF	FR	TD	YDS	TK	S	A	FF	FR	S	A	W/L	SCORE
09/10	at Colts	S	6	3	3	1.0	5.0	1	5	1	0	0	0	0	0	0	0	0	0	0	0	0	0	0	0	0	W	31-21
09/17	Chiefs	S	2	1	1	0.0	0.0	1	2	0	0	0	0	0	0	0	0	0	0	0	0	0	0	0	0	L	9-17	
09/24	Texans	S	4	3	1	0.0	0.0	2	5	0	0	0	0	0	0	0	0	0	0	0	0	0	0	0	0	L	17-37	
10/01	Falcons	S	2	2	0	1.0	0.0	0	0	2	0	0	0	0	0	0	0	0	0	0	0	0	0	0	0	W	23-7	
10/08	at Bills	S	1	1	0	0.0	0.0	0	0	1	0	0	0	0	0	0	1	0	0	0	0	0	0	0	0	W	25-20	
10/15	Colts	S	4	1	3	0.5	4.5	0	0	2	0	0	0	0	0	0	0	0	0	0	0	0	0	0	0	W	37-20	
10/19	at Saints	S	1	0	1	0.0	0.0	0	0	0	0	0	0	0	0	0	0	0	0	0	0	0	0	0	0	W	31-24	
10/29	at Steelers	S	2	1	1	1.0	5.0	1	5	2	0	0	0	0	0	0	0	0	0	0	0	0	0	0	0	W	20-10	
11/12	49ers	S	0	0	0	0.0	0.0	0	0	2	0	0	0	0	1	0	0	0	0	0	0	0	0	0	0	L	3-34	
11/19	Titans	S	4	1	3	0.5	4.0	0	0	1	0	0	0	0	1	0	0	0	0	0	0	0	0	0	0	W	34-14	
11/26	at Texans	S	3	1	2	0.5	4.5	0	0	1	0	0	0	0	0	0	0	0	0	0	0	0	0	0	0	W	24-21	
12/04	Bengals	S	4	0	4	0.5	2.5	0	0	1	0	0	0	0	0	0	0	0	0	0	0	0	0	0	0	L	31-34+	
12/10	at Browns	S	2	1	1	0.0	0.0	0	0	0	0	0	0	0	0	0	0	0	0	0	0	0	0	0	0	L	27-31	
12/17	Ravens	S	4	2	2	1.0	15.0	1	15	1	0	0	0	0	0	0	0	0	0	0	0	0	0	0	0	L	7-23	
12/24	at Buccaneers	S	5	3	2	1.0	13.0	1	13	1	0	0	0	0	0	0	0	0	0	0	0	0	0	0	0	L	12-30	
12/31	Panthers	S	6	6	0	2.0	14.0	2	14	2	0	0	0	0	0	0	0	0	0	0	0	0	0	0	0	W	26-0	
01/07	at Titans	S	2	1	1	1.0	10.0	1	10	2	0	0	0	0	0	0	0	0	0	0	0	0	0	0	0	L	20-28	
<b>2023 TOTALS</b>		<b>17-17</b>	<b>52</b>	<b>27</b>	<b>25</b>	<b>10.0</b>	<b>77.5</b>	<b>10</b>	<b>69</b>	<b>19</b>	<b>0</b>	<b>0</b>	<b>0</b>	<b>0</b>	<b>2</b>	<b>0</b>	<b>1</b>	<b>0</b>	<b>0</b>	<b>0</b>	<b>0</b>	<b>0</b>	<b>0</b>	<b>0</b>	<b>0</b>	<b>0</b>	<b>9-8</b>	

+ - Overtime





# PARKER WASHINGTON | 11

POSITION: WIDE RECEIVER  
 HT: 5-10 | WT: 204 | DOB: 3-21-2002  
 COLLEGE: PENN STATE  
 HOMETOWN: SUGARLAND, TEXAS  
 ACQ: D6-'23  
 EXP: 2nd YEAR

CPW11\_  
 cpw11\_

## KEY TRANSACTIONS

- Originally drafted by Jacksonville in the sixth round (185th overall) of the 2023 NFL Draft

## PRO

### 2023 (Jaguars)

- Saw action in nine games with start... He recorded 16 receptions for 132 yards and two touchdowns... On special teams he totaled 12 punt returns for 126 yards and two kick returns for 51 yards
- 12/10 at CLE:** Posted two receptions for 27 yards and a touchdown... Returned five punts for 63 yards
- 12/4 vs. CIN:** Recorded six receptions for 61 yards and his first-career touchdown... Returned two kicks for 51 yards
- 11/26 at HOU:** Returned one punt for 22 yards and saw action at wide receiver

## COLLEGE

- Caught a pass in every game of his college career, totaling 146 receptions, ranking 10th all-time at Penn State
- Recorded 1,920 receiving yards and scored 12 touchdowns
- Appeared in 32 games and made 24 starts in three seasons
- Was Penn State's primary punt returner in 2022, returning 18 punts for 99 yards

## PERSONAL

- Sister, Ashton, is a player personnel coordinator for the Chicago Bears
- Cousin, Tyler Tolbert, plays baseball for the Kansas City Royals
- Enjoys fishing and hunting
- Majored in Recreation, Park and Tourism Management

### PARKER WASHINGTON'S NFL REGULAR SEASON RUSHING/RECEIVING STATISTICS

DATE	TEAM	GP	GS	RECEIVING					RUSHING				
				NO.	YDS.	AVG.	LG	TD	NO.	YDS.	AVG.	LG	TD
2023	Jaguars	9	1	16	132	8.3	19t	2	0	0	0.0	0	0
<b>NFL TOTALS</b>		<b>9</b>	<b>1</b>	<b>16</b>	<b>132</b>	<b>8.3</b>	<b>19T</b>	<b>2</b>	<b>0</b>	<b>0</b>	<b>0.0</b>	<b>0</b>	<b>0</b>

### PARKER WASHINGTON'S NFL REGULAR SEASON RETURN STATISTICS

DATE	TEAM	KICKOFF RETURNS					PUNT RETURNS					
		RET.	YDS.	AVG.	LG	TD	NO.	FC	YDS.	AVG.	LG	TD
2023	Jaguars	2	51	25.5	33	0	12	5	126	10.5	26	0
<b>NFL TOTALS</b>		<b>2</b>	<b>51</b>	<b>25.5</b>	<b>33</b>	<b>0</b>	<b>12</b>	<b>5</b>	<b>126</b>	<b>10.5</b>	<b>26</b>	<b>0</b>

### PARKER WASHINGTON'S NFL REGULAR SEASON DEFENSIVE STATISTICS

DATE	TEAM	GP	GS	TACKLES					INTERCEPTIONS					O. FUMB					ST					MISC													
				TK	S	A	TFL	YDS	SK	YDS	QBH	NO	YDS	LG	TD	PD	FF	FR	TD	YDS	TK	S	A	FF	FR	S	A										
2023	Jaguars	9	1	0	0	0	0	0	0.0	0.0	0	0	0	0	0	0	0	0	0	0	0	0	0	0	0	0	0	0	0	0	0	0	0	0	0	0	0
<b>NFL TOTALS</b>		<b>9</b>	<b>1</b>	<b>0</b>	<b>0</b>	<b>0</b>	<b>0</b>	<b>0</b>	<b>0.0</b>	<b>0.0</b>	<b>0</b>	<b>0</b>	<b>0</b>	<b>0</b>	<b>0</b>	<b>0</b>	<b>0</b>	<b>0</b>	<b>0</b>	<b>0</b>	<b>0</b>	<b>0</b>	<b>0</b>	<b>0</b>	<b>0</b>	<b>0</b>	<b>0</b>	<b>0</b>	<b>0</b>	<b>0</b>	<b>0</b>	<b>0</b>	<b>0</b>	<b>0</b>	<b>0</b>	<b>0</b>	



**SINGLE-GAME HIGHS: RUSHING/RECEIVING**

<b>Receptions</b>	6 vs. Cincinnati Bengals, Dec 04, 2023 4 vs. Baltimore Ravens, Dec 17, 2023	<b>Longest Kickoff Return</b>	33 vs. Cincinnati Bengals, Dec 04, 2023 18 vs. Cincinnati Bengals, Dec 04, 2023
<b>Receiving Yards</b>	61 vs. Cincinnati Bengals, Dec 04, 2023 27 at Cleveland Browns, Dec 10, 2023	<b>Fair Catches</b>	3 at Houston Texans, Nov 26, 2023 1 at Tennessee Titans, Jan 07, 2024 ...1 more at 1.
<b>Receiving Average</b>	10.2 vs. Cincinnati Bengals, Dec 04, 2023 3.0 vs. Baltimore Ravens, Dec 17, 2023	<b>Punt Return Yards</b>	63 at Cleveland Browns, Dec 10, 2023 22 at Houston Texans, Nov 26, 2023
<b>Longest Receptions</b>	19t at Cleveland Browns, Dec 10, 2023 18 vs. Cincinnati Bengals, Dec 04, 2023	<b>Longest Punt Return</b>	26 at Cleveland Browns, Dec 10, 2023 22 at Houston Texans, Nov 26, 2023
<b>Receiving TDs</b>	1 at Cleveland Browns, Dec 10, 2023 1 vs. Cincinnati Bengals, Dec 04, 2023	<b>Punt Returns</b>	5 at Cleveland Browns, Dec 10, 2023 2 at Tennessee Titans, Jan 07, 2024 ...1 more at 2.
<b>All-Purpose Yards</b>	112 vs. Cincinnati Bengals, Dec 04, 2023 90 at Cleveland Browns, Dec 10, 2023	<b>Punt Return Average</b>	12.6 at Cleveland Browns, Dec 10, 2023
<b>Kickoff Returns</b>	2 vs. Cincinnati Bengals, Dec 04, 2023	<b>Most TDs</b>	1 at Cleveland Browns, Dec 10, 2023 1 vs. Cincinnati Bengals, Dec 04, 2023
<b>Kickoff Return Yards</b>	51 vs. Cincinnati Bengals, Dec 04, 2023		

**2023 GAME-BY-GAME REGULAR-SEASON STATISTICS (JAGUARS)**

DATE	OPPONENT	P/S	RECEIVING					RUSHING					W/L	SCORE	
			NO.	YDS.	AVG.	LG	TD	NO.	YDS.	AVG.	LG	TD			
09/10	at Colts													W	31-21
09/17	Chiefs													L	9-17
09/24	Texans													L	17-37
10/01	Falcons	P	0	0	0.0	0	0	0	0	0.0	0	0	0	W	23-7
10/08	at Bills													W	25-20
10/15	Colts													W	37-20
10/19	at Saints													W	31-24
10/29	at Steelers													W	20-10
11/12	49ers													L	3-34
11/19	Titans	P	0	0	0.0	0	0	0	0	0.0	0	0	0	W	34-14
11/26	at Texans	P	0	0	0.0	0	0	0	0	0.0	0	0	0	W	24-21
12/04	Bengals	P	6	61	10.2	18	1	0	0	0.0	0	0	0	L	31-34+
12/10	at Browns	S	2	27	13.5	19t	1	0	0	0.0	0	0	0	L	27-31
12/17	Ravens	P	4	12	3.0	6	0	0	0	0.0	0	0	0	L	7-23
12/24	at Buccaneers	P	2	19	9.5	13	0	0	0	0.0	0	0	0	L	12-30
12/31	Panthers	P	1	2	2.0	2	0	0	0	0.0	0	0	0	W	26-0
01/07	at Titans	P	1	11	11.0	11	0	0	0	0.0	0	0	0	L	20-28
<b>2023 TOTALS</b>		<b>9-1</b>	<b>16</b>	<b>132</b>	<b>8.3</b>	<b>19T</b>	<b>2</b>	<b>0</b>	<b>0</b>	<b>0.0</b>	<b>0</b>	<b>0</b>	<b>0</b>	<b>9-8</b>	

+ - Overtime

**2023 GAME-BY-GAME REGULAR-SEASON STATISTICS (JAGUARS)**

DATE	OPPONENT	P/S	KICKOFF RETURNS					PUNT RETURNS					W/L	SCORE	
			RET	YDS	AVG	LG	TD	NO	FC	YDS	AVG	LG			TD
09/10	at Colts													W	31-21
09/17	Chiefs													L	9-17
09/24	Texans													L	17-37
10/01	Falcons	P	0	0	0.0	0	0	1	0	5	5.0	5	0	W	23-7
10/08	at Bills													W	25-20
10/15	Colts													W	37-20
10/19	at Saints													W	31-24
10/29	at Steelers													W	20-10
11/12	49ers													L	3-34
11/19	Titans	P	0	0	0.0	0	0	0	0	0	0.0	0	0	W	34-14
11/26	at Texans	P	0	0	0.0	0	0	1	3	22	22.0	22	0	W	24-21
12/04	Bengals	P	2	51	25.5	33	0	1	0	0	0.0	0	0	L	31-34+
12/10	at Browns	S	0	0	0.0	0	0	5	1	63	12.6	26	0	L	27-31
12/17	Ravens	P	0	0	0.0	0	0	0	0	0	0.0	0	0	L	7-23
12/24	at Buccaneers	P	0	0	0.0	0	0	0	0	0	0.0	0	0	L	12-30
12/31	Panthers	P	0	0	0.0	0	0	2	0	17	8.5	15	0	W	26-0
01/07	at Titans	P	0	0	0.0	0	0	2	1	19	9.5	14	0	L	20-28
<b>2023 TOTALS</b>		<b>9-1</b>	<b>2</b>	<b>51</b>	<b>25.5</b>	<b>33</b>	<b>0</b>	<b>12</b>	<b>5</b>	<b>126</b>	<b>10.5</b>	<b>26</b>	<b>0</b>	<b>9-8</b>	

+ - Overtime





# DARRYL WILLIAMS | 60

**POSITION:** OFFENSIVE LINEMAN  
**HT:** 6-3 | **WT:** 304 | **DOB:** 6-10-1997  
**COLLEGE:** MISSISSIPPI STATE  
**HOMETOWN:** BESSEMER, ALA.  
**ACQ:** FA-'23  
**EXP:** 5th YEAR

darryllwilliamsjr

## KEY TRANSACTIONS

- Originally signed by Kansas City as an undrafted free agent on 4/26/20
- Signed by New England as a free agent on 6/21/22
- Signed by Jacksonville as a free agent on 7/30/22
- Signed to Jacksonville's practice squad on 8/30/23

## PRO

### 2023 (Jaguars)

- Spent the 2023 season on the Jaguars' practice squad

### 2022 (Jaguars)

- Spent the 2022 season on the Jaguars' practice squad and saw action in one game

### 2021 (Chiefs)

- Spent the 2021 season on the Chiefs' practice squad

### 2020 (Chiefs)

- Spent the 2020 season on the Chiefs' practice squad

## COLLEGE

- Three-year starter who played in 45 games with 38 starts (25 at left guard, 13 at center) at Mississippi State
- Voted one of five team captains for the 2019 season
- In three seasons as a starter, played 2,246 snaps (1,449 at left guard, 797 at center) and allowed just 2.0 sacks across 1,031 snaps in pass protection, according to Pro Football Focus
- Helped the Bulldogs lead the SEC and finish tied for fourth among Power 5 programs with 16 200-yard rushing performances from 2018-19

## PERSONAL

- Played all five positions on the line during his career at Bessemer City High School
- Played in the Alabama-Mississippi All-Star Classic in December 2014

### DARRYL WILLIAMS' NFL REGULAR SEASON STATISTICS

DATE	TEAM	GP	GS
2020	Chiefs	0	0
2021	Chiefs	0	0
2022	Jaguars	1	0
2023	Jaguars	0	0
<b>NFL TOTALS</b>		<b>1</b>	<b>0</b>

### DARRYL WILLIAMS' NFL POSTSEASON STATISTICS

DATE	TEAM	GP	GS
2020	Chiefs	0	0
2021	Chiefs	0	0
2022	Jaguars	0	0
<b>NFL TOTALS</b>		<b>0</b>	<b>0</b>



**2023 GAME-BY-GAME REGULAR-SEASON STATISTICS (JAGUARS)**

DATE	OPPONENT	P/S		W/L	SCORE
09/10	at Colts		PRACTICE SQUAD	W	31-21
09/17	Chiefs		PRACTICE SQUAD	L	9-17
09/24	Texans		PRACTICE SQUAD	L	17-37
10/01	Falcons		PRACTICE SQUAD	W	23-7
10/08	at Bills		PRACTICE SQUAD	W	25-20
10/15	Colts		PRACTICE SQUAD	W	37-20
10/19	at Saints		PRACTICE SQUAD	W	31-24
10/29	at Steelers		PRACTICE SQUAD	W	20-10
11/12	49ers		PRACTICE SQUAD	L	3-34
11/19	Titans		PRACTICE SQUAD	W	34-14
11/26	at Texans		PRACTICE SQUAD	W	24-21
12/04	Bengals		PRACTICE SQUAD	L	31-34+
12/10	at Browns		PRACTICE SQUAD	L	27-31
12/17	Ravens		PRACTICE SQUAD	L	7-23
12/24	at Buccaneers		PRACTICE SQUAD	L	12-30
12/31	Panthers		PRACTICE SQUAD	W	26-0
01/07	at Titans		PRACTICE SQUAD	L	20-28
<b>2023 TOTALS</b>		<b>0-0</b>		<b>9-8</b>	

+ - Overtime







# SETH WILLIAMS | 18

**POSITION:** WIDE RECEIVER  
**HT:** 6-3 | **WT:** 211 | **DOB:** 4-10-2000  
**COLLEGE:** AUBURN  
**HOMETOWN:** COTTONDALE, ALA.  
**ACQ:** FA-'23  
**EXP:** 4th YEAR

sethwill\_18

## KEY TRANSACTIONS

- Originally selected by Denver in the sixth round (219th overall) of the 2021 NFL Draft
- Signed to Jacksonville's practice squad on 9/2/22
- Signed to Jacksonville's practice squad on 8/30/23

## PRO

### 2023 (Jaguars)

- Spent the 2023 season on the Jaguars' practice squad

### 2022 (Jaguars)

- Spent the 2022 season on the Jaguars' practice squad

### 2021 (Broncos)

- Appeared in two games with one start... Posted one reception for 34 yards

## COLLEGE

- Started 27-of-36 games played at Auburn, totaling 132 receptions for 2,124 yards (16.1 avg.) with 17 touchdowns
- Finished his collegiate career ranked third in school history in receiving touchdowns (17), fourth in receiving yards (2,124) and seventh in receptions (132)

## PERSONAL

- Attended Bryant High School, where he played football and led the boys basketball team to an Alabama Class 6A state championship in 2017
- Was an All-State honoree in basketball and a state medalist in the long jump and high jump

## SETH WILLIAMS' NFL REGULAR SEASON RUSHING/RECEIVING STATISTICS

DATE	TEAM	GP	GS	RECEIVING					RUSHING				
				NO.	YDS.	AVG.	LG	TD	NO.	YDS.	AVG.	LG	TD
2021	Broncos	2	1	1	34	34.0	34	0	0	0	0.0	0	0
2022	Jaguars	0	0	0	0	0.0	0	0	0	0	0.0	0	0
2023	Jaguars	0	0	0	0	0.0	0	0	0	0	0.0	0	0
<b>NFL TOTALS</b>		<b>2</b>	<b>1</b>	<b>1</b>	<b>34</b>	<b>34.0</b>	<b>34</b>	<b>0</b>	<b>0</b>	<b>0</b>	<b>0.0</b>	<b>0</b>	<b>0</b>

### SINGLE-GAME HIGHS: RECEIVING

**Receptions** 1 at Los Angeles Chargers, Jan 02, 2022      **Longest Receptions** 34 at Los Angeles Chargers, Jan 02, 2022  
**Receiving Yards** 34 at Los Angeles Chargers, Jan 02, 2022      **All-Purpose Yards** 34 at Los Angeles Chargers, Jan 02, 2022



**2023 GAME-BY-GAME REGULAR-SEASON STATISTICS (JAGUARS)**

DATE	OPPONENT	P/S	RECEIVING					RUSHING					W/L	SCORE	
			NO.	YDS.	AVG.	LG	TD	NO.	YDS.	AVG.	LG	TD			
09/10	at Colts												W	31-21	
09/17	Chiefs												L	9-17	
09/24	Texans												L	17-37	
10/01	Falcons												W	23-7	
10/08	at Bills												W	25-20	
10/15	Colts												W	37-20	
10/19	at Saints												W	31-24	
10/29	at Steelers												W	20-10	
11/12	49ers												L	3-34	
11/19	Titans												W	34-14	
11/26	at Texans												W	24-21	
12/04	Bengals												L	31-34+	
12/10	at Browns												L	27-31	
12/17	Ravens												L	7-23	
12/24	at Buccaneers												L	12-30	
12/31	Panthers												W	26-0	
01/07	at Titans												L	20-28	
<b>2023 TOTALS</b>		<b>0-0</b>	<b>0</b>	<b>0</b>	<b>0.0</b>	<b>0</b>	<b>0</b>	<b>0</b>	<b>0</b>	<b>0</b>	<b>0.0</b>	<b>0</b>	<b>0</b>	<b>0</b>	<b>9-8</b>

+ - Overtime

**2022 GAME-BY-GAME REGULAR-SEASON STATISTICS (JAGUARS)**

DATE	OPPONENT	P/S	RECEIVING					RUSHING					W/L	SCORE	
			NO.	YDS.	AVG.	LG	TD	NO.	YDS.	AVG.	LG	TD			
09/11	at Commanders												L	22-28	
09/18	Colts												W	24-0	
09/25	at Chargers												W	38-10	
10/02	at Eagles												L	21-29	
10/09	Texans												L	6-13	
10/16	at Colts												L	27-34	
10/23	Giants												L	17-23	
10/30	Broncos												L	17-21	
11/06	Raiders												W	27-20	
11/13	at Chiefs												L	17-27	
11/27	Ravens												W	28-27	
12/04	at Lions												L	14-40	
12/11	at Titans												W	36-22	
12/18	Cowboys												W	40-34+	
12/22	at Jets												W	19-3	
01/01	at Texans												W	31-3	
01/07	Titans												W	20-16	
<b>2022 TOTALS</b>		<b>0-0</b>	<b>0</b>	<b>0</b>	<b>0.0</b>	<b>0</b>	<b>0</b>	<b>0</b>	<b>0</b>	<b>0</b>	<b>0.0</b>	<b>0</b>	<b>0</b>	<b>0</b>	<b>9-8</b>

+ - Overtime





# ANDREW WINGARD | 42

**POSITION:** SAFETY  
**HT:** 6-0 | **WT:** 200 | **DOB:** 12-5-1996  
**COLLEGE:** WYOMING  
**HOMETOWN:** ARVADA, COLO.  
**ACQ:** FA-'19  
**EXP:** 6th YEAR

 @deweywingard  
 @deweywingard

## KEY TRANSACTIONS

- Originally signed by Jacksonville as an undrafted rookie on 5/10/19

## PRO

### 2023 (Jaguars)

- Played in 17 games and made two starts at safety... Registered 40 tackles (31 solo), two passes defended, one interception, one quarterback hit, one forced fumble and one tackle for loss... Added five tackles (four solo) on special teams
- Voted a captain for the 2023 season
- 12/17 vs. BAL:** Started at safety and played 69 of 70 defensive snaps... Recorded a career-high 11 total tackles (10 solo)
- 12/10 at CLE:** Recorded three total tackles (two solo), one quarterback hit and one forced fumble... Saw action on special teams
- 10/29 at PIT:** Started at safety and recorded six total tackles (five solo), two passes defended and one interception

### 2022 (Jaguars)

- Saw action in 17 regular season games with two starts and both postseason games with one start... In the regular season, on defense he posted 23 tackles (19 solo), two tackles for loss, one interception, one pass defended and one forced fumble... On special teams, he posted 14 tackles (eight solo)... In the postseason, he posted one solo tackle
- 12/11 at TEN:** Started at safety and recorded seven tackles (six solo), including one tackle for loss, one QB hit and one interception
- 12/4 at DET:** Started at safety and recorded a season-high nine tackles (seven solo)
- 11/27 vs. BAL:** Started at safety and saw action on special teams... Recorded two tackles (one solo), one forced fumble and one special teams tackle

### 2021 (Jaguars)

- Finished the season with 86 total tackles (56 solo), 1.0 sack and one interception in 15 games played (15 starts)
- 10/17 vs. MIA:** Started at safety and totaled seven tackles (five solo), including one tackle for loss
- 9/26 vs. ARI:** Started at safety and recorded seven total tackles (four solo), one interception and one pass defended... Recorded the third INT of his career when he intercepted QB Kyler Murray and returned it 22 yards in the third quarter
- 9/19 vs. DEN:** Started at safety and tallied a team-high eight tackles, including his second career sack

### 2020 (Jaguars)

- Saw action in 13 games, starting four... Tallied 42 tackles (30), five passes defended, two INTs and one fumble recovery... Also made eight stops on special teams
- 9/13 vs. IND:** Saw action at free safety, recording his first career INT in the fourth quarter, and on special teams, leading the team with two special teams stops
- 9/20 at TEN:** Started at free safety and posted a career-high nine tackles (seven solo)
- 11/29 vs. CLE:** Started at safety and tallied three tackles (one solo), one pass defended and his first-career fumble recovery, which he returned for 17 yards

### 2019 (Jaguars)

- Appeared in all 16 games, making two starts, while compiling 19 tackles (14 solo), 1.0 sack and one forced fumble... Led the team with 11 special teams tackles
- 9/8 vs. K.C.:** Made his NFL debut, seeing action at safety and on special teams, and totaled one solo tackle and two special teams tackles
- 12/1 vs. T.B.:** Made his first career start at strong safety, recording six tackles (five solo), including a strip-sack, marking the first sack of his career

## COLLEGE

- Finished second in Wyoming school history with 454 tackles while adding 18 passes defended, 10 INTs and five forced fumbles
- Recorded 87 tackles (46 solo), three passes defended and two INTs as a senior in 2018, earning First-Team All-Mountain West honors
- Named First-Team All-Mountain West as a junior in 2017 after totaling 114 tackles and a career-high five INTs
- Recorded 131 total tackles in 2016, which ranked fourth in the FBS and first in the Mountain West
- Played in all 12 games (11 starts) as a freshman in 2015 and registered 122 total tackles
- His 6.9 solo tackles per game ranked No. 1 in the Mountain West and No. 4 in the NCAA

## PERSONAL



- Attended Ralston Valley (Arvada, Colo.) High School and rushed for 1,653 yards on 190 carries in his senior season
- Earned first-team all-state honors after totaling 2,702 all-purpose yards
- Father, Dan, was a punter at the University of Nebraska
- Avid skier and golfer

### ANDREW WINGARD'S NFL REGULAR SEASON DEFENSIVE STATISTICS

DATE	TEAM	GP	TACKLES							INTERCEPTIONS							O. FUMB				ST				MISC	
			GS	TK	S	A	TFL	YDS	SK	YDS	QBH	NO	YDS	LG	TD	PD	FF	FR	TD	YDS	TK	S	A	FF	FR	S
2019	Jaguars	16	2	19	14	5	0	0	1.0	3.0	2	0	0	0	0	1	0	0	0	11	8	3	0	0	0	0
2020	Jaguars	13	4	42	30	12	3	8	0.0	0.0	0	2	31	19	0	5	0	1	0	17	8	5	3	0	0	0
2021	Jaguars	15	15	86	56	30	2	2	1.0	1.0	1	1	23	23	0	1	0	0	0	2	1	1	0	0	0	0
2022	Jaguars	17	3	23	19	4	2	1	0.0	0.0	1	1	13	13	0	1	1	0	0	0	14	8	6	0	0	0
2023	Jaguars	17	2	40	31	9	1	3	0.0	0.0	1	1	0	0	0	2	1	0	0	0	5	4	1	0	0	0
<b>NFL TOTALS</b>		<b>78</b>	<b>26</b>	<b>210</b>	<b>150</b>	<b>60</b>	<b>8</b>	<b>14</b>	<b>2.0</b>	<b>4.0</b>	<b>5</b>	<b>5</b>	<b>67</b>	<b>23</b>	<b>0</b>	<b>9</b>	<b>3</b>	<b>1</b>	<b>0</b>	<b>17</b>	<b>40</b>	<b>26</b>	<b>14</b>	<b>0</b>	<b>0</b>	<b>0</b>

### ANDREW WINGARD'S NFL POSTSEASON DEFENSIVE STATISTICS

DATE	TEAM	GP	TACKLES							INTERCEPTIONS							O. FUMB				ST				MISC		
			GS	TK	S	A	TFL	YDS	SK	YDS	QBH	NO	YDS	LG	TD	PD	FF	FR	TD	YDS	TK	S	A	FF	FR	S	A
2022	Jaguars	2	1	1	1	0	0	0	0.0	0.0	0	0	0	0	0	0	0	0	0	0	1	0	1	0	0	0	0
<b>NFL TOTALS</b>		<b>2</b>	<b>1</b>	<b>1</b>	<b>1</b>	<b>0</b>	<b>0</b>	<b>0</b>	<b>0.0</b>	<b>0.0</b>	<b>0</b>	<b>0</b>	<b>0</b>	<b>0</b>	<b>0</b>	<b>0</b>	<b>0</b>	<b>0</b>	<b>0</b>	<b>0</b>	<b>1</b>	<b>0</b>	<b>1</b>	<b>0</b>	<b>0</b>	<b>0</b>	<b>0</b>

### SINGLE-GAME HIGHS: DEFENSIVE

<b>Total Tackles</b>	11 vs. Baltimore Ravens, Dec 17, 2023 9 at Detroit Lions, Dec 04, 2022 ...3 more at 9.	<b>Tackles For Loss</b>	3 at Indianapolis Colts, Jan 03, 2021 1 at Tampa Bay Buccaneers, Dec 24, 2023 ...4 more at 1.
<b>Solo Tackles</b>	10 vs. Baltimore Ravens, Dec 17, 2023 7 at Detroit Lions, Dec 04, 2022 ...1 more at 7.	<b>Interceptions</b>	1 at Pittsburgh Steelers, Oct 29, 2023 1 at Tennessee Titans, Dec 11, 2022 ...3 more at 1.
<b>Sacks</b>	1.0 vs. Denver Broncos, Sep 19, 2021 1.0 vs. Tampa Bay Buccaneers, Dec 01, 2019	<b>Interception Return Yards</b>	23 vs. Arizona Cardinals, Sep 26, 2021 19 at Indianapolis Colts, Jan 03, 2021
<b>Passes Defensed</b>	2 at Pittsburgh Steelers, Oct 29, 2023 1 at Tennessee Titans, Dec 11, 2022 ...6 more at 1.	<b>Special Teams Tackles</b>	3 vs. Tennessee Titans, Nov 19, 2023 3 at Atlanta Falcons, Dec 22, 2019
<b>Forced Fumbles</b>	1 vs. Baltimore Ravens, Nov 27, 2022 1 vs. Tampa Bay Buccaneers, Dec 01, 2019	<b>Longest Opp Fumble Return</b>	17 vs. Cleveland Browns, Nov 29, 2020
<b>Fumble Recoveries</b>	1 vs. Cleveland Browns, Nov 29, 2020		

### SINGLE-GAME HIGHS - POSTSEASON: DEFENSIVE

<b>Total Tackles</b>	1 at Kansas City Chiefs, Jan 21, 2023	<b>Solo Tackles</b>	1 at Kansas City Chiefs, Jan 21, 2023
----------------------	---------------------------------------	---------------------	---------------------------------------

### 2023 GAME-BY-GAME REGULAR-SEASON STATISTICS (JAGUARS)

DATE	OPPONENT	P/S	TACKLES							INTERCEPTIONS							O. FUMB				ST				W/L	SCORE	
			TK	S	A	SK	YDS	TFL	YDS	QBH	NO	YDS	LG	TD	PD	FF	FR	TD	YDS	TK	S	A	FF	FR			S
09/10	at Colts	P	0	0	0	0.0	0.0	0	0	0	0	0	0	0	0	0	0	0	0	0	0	0	0	0	0	W	31-21
09/17	Chiefs	P	1	1	0	0.0	0.0	0	0	0	0	0	0	0	0	0	0	0	0	0	0	0	0	0	0	L	9-17
09/24	Texans	P	1	1	0	0.0	0.0	0	0	0	0	0	0	0	0	0	0	0	0	0	0	0	0	0	0	L	17-37
10/01	Falcons	P	2	2	0	0.0	0.0	0	0	0	0	0	0	0	0	0	0	0	0	0	0	0	0	0	0	W	23-7
10/08	at Bills	P	0	0	0	0.0	0.0	0	0	0	0	0	0	0	0	0	0	0	0	0	0	0	0	0	0	W	25-20
10/15	Colts	P	1	1	0	0.0	0.0	0	0	0	0	0	0	0	0	0	0	0	0	0	0	0	0	0	0	W	37-20
10/19	at Saints	P	5	4	1	0.0	0.0	0	0	0	0	0	0	0	0	0	0	0	0	0	0	0	0	0	0	W	31-24
10/29	at Steelers	S	6	5	1	0.0	0.0	0	0	0	1	0	0	0	2	0	0	0	0	0	0	0	0	0	0	W	20-10
11/12	49ers	P	6	2	4	0.0	0.0	0	0	0	0	0	0	0	0	0	0	0	0	1	1	0	0	0	0	L	3-34
11/19	Titans	P	0	0	0	0.0	0.0	0	0	0	0	0	0	0	0	0	0	0	0	3	2	1	0	0	0	W	34-14
11/26	at Texans	P	0	0	0	0.0	0.0	0	0	0	0	0	0	0	0	0	0	0	0	0	0	0	0	0	0	W	24-21
12/04	Bengals	P	2	1	1	0.0	0.0	0	0	0	0	0	0	0	0	0	0	0	0	0	0	0	0	0	0	L	31-34+
12/10	at Browns	P	3	2	1	0.0	0.0	0	0	1	0	0	0	0	0	1	0	0	0	0	0	0	0	0	0	L	27-31
12/17	Ravens	S	11	10	1	0.0	0.0	0	0	0	0	0	0	0	0	0	0	0	0	0	0	0	0	0	0	L	7-23
12/24	at Buccaneers	P	2	2	0	0.0	0.0	1	3	0	0	0	0	0	0	0	0	0	0	0	0	0	0	0	0	L	12-30
12/31	Panthers	P	0	0	0	0.0	0.0	0	0	0	0	0	0	0	0	0	0	0	0	1	1	0	0	0	0	W	26-0
01/07	at Titans	P	0	0	0	0.0	0.0	0	0	0	0	0	0	0	0	0	0	0	0	0	0	0	0	0	0	L	20-28
<b>2023 TOTALS</b>		<b>17-2</b>	<b>40</b>	<b>31</b>	<b>9</b>	<b>0.0</b>	<b>0.0</b>	<b>1</b>	<b>3</b>	<b>1</b>	<b>1</b>	<b>0</b>	<b>0</b>	<b>0</b>	<b>2</b>	<b>1</b>	<b>0</b>	<b>0</b>	<b>0</b>	<b>5</b>	<b>4</b>	<b>1</b>	<b>0</b>	<b>0</b>	<b>0</b>	<b>9-8</b>	

+ - Overtime



# 2023 DEFENSIVE STATS

POS.	PLAYER	TKL.	AST.	TOTAL	TFL	SACKS/YDS.	PR	FR	FF	INT./YDS.	PD
LB	F. Oluokun	111	62	173	8	2.5/13.0	10	3	1	1/24	6
LB	D. Lloyd	75	52	127	2	0.0/0.0	1	2	0	0/0	7
S	R. Jenkins	66	34	100	7	1.0/8.0	1	0	0	2/42	9
DE	J. Hines-Allen	43	23	66	17	17.5/126.5	33	0	2	1/8	1
S	A. Cisco	42	20	62	1	0.5/3.5	1	0	1	4/68	5
CB	T. Campbell	42	19	61	2	0.0/0.0	0	0	1	1/0	5
CB	D. Williams	44	9	53	3	0.0/0.0	0	0	2	4/72	19
DE	T. Walker	27	25	52	10	10.0/77.5	19	1	0	0/0	2
CB	T. Herndon	30	15	45	1	0.0/0.0	3	0	1	0/0	9
S	A. Wingard	31	9	40	1	0.0/0.0	1	0	1	1/0	2
CB	M. Brown	25	9	34	0	0.0/0.0	0	0	0	0/0	4
DT	R. Robertson-Harris	16	18	34	3	3.5/26.5	11	0	0	0/0	1
DT	A. Gotsis	18	8	26	3	1.0/3.0	7	0	0	0/0	4
DL	F. Fatukasi	16	8	24	3	0.0/0.0	2	0	0	0/0	1
DT	J. Ledbetter	7	17	24	1	0.0/0.0	1	1	0	0/0	1
S	A. Johnson	11	3	14	0	1.0/4.0	1	0	1	2/50	3
OLB	K. Chaisson	9	4	13	4	2.0/11.0	8	0	0	0/0	1
DT	A. Blackson	8	5	13	2	0.0/0.0	0	3	0	0/0	0
DT	D. Hamilton	7	5	12	1	0.0/0.0	0	0	0	0/0	0
DT	T. Lacy	5	7	12	1	0.0/0.0	3	0	0	0/0	1
LB	C. Muma	5	7	12	0	0.0/0.0	0	0	0	0/0	2
CB	G. Junior	7	4	11	2	0.0/0.0	0	0	0	0/0	1
OLB	D. Smoot	8	2	10	0	1.0/6.0	4	0	1	0/0	0
LB	Y. Abdullah	1	0	1	0	0.0/0.0	1	0	0	0/0	0
TE	B. Strange	1	0	1	1	0.0/0.0	0	0	0	0/0	0
S	D. Thomas	0	1	1	0	0.0/0.0	0	0	0	0/0	0
<b>JAGUARS TOTALS</b>		<b>655</b>	<b>366</b>	<b>1,021</b>	<b>73</b>	<b>40.0/279.0</b>	<b>107</b>	<b>10</b>	<b>11</b>	<b>16/264</b>	<b>84</b>
<b>OPP. TOTALS</b>		<b>712</b>	<b>355</b>	<b>1,067</b>	<b>83</b>	<b>41.0/251.0</b>	<b>92</b>	<b>15</b>	<b>19</b>	<b>14/114</b>	<b>73</b>

Assist, TFL=Tackle for a Loss, PR=Pressures, Int.=Interception, FR=Fumble Recovery, FF=Forced Fumble, PD=Pass Defense

2023 JAGUARS SPECIAL TEAMS				
POS.	PLAYER	TKL.	AST.	COMB.
LS	Maticcik, Ross	8	0	8
S	Thomas, Daniel	7	0	7
LB	Johnson, Caleb	4	1	5
S	Wingard, Andrew	4	1	5
LB	Muma, Chad	3	0	3
S	Johnson, Antonio	2	1	3
LB	Quarterman, Shaquille	1	1	2
TE	Farrell, Luke	1	0	1
CB	Herndon, Tre	1	0	1
K	McManus, Brandon	1	0	1
S	Jenkins, Rayshawn	0	1	1
<b>TOTALS</b>		<b>32</b>	<b>5</b>	<b>37</b>

DEFENSIVE STATS BY RANK														
SACKS			INTERCEPTIONS			TACKLES FOR LOSS			PASSES DEFENSED			PRESSURES		
PLAYER	NO.	PLAYER	NO.	PLAYER	NO.	PLAYER	NO.	PLAYER	NO.	PLAYER	NO.			
J. Hines-Allen	17.5	A. Cisco	4	J. Hines-Allen	17	D. Williams	19	J. Hines-Allen	33					
T. Walker	10.0	D. Williams	4	T. Walker	10	T. Herndon	9	T. Walker	19					
R. Robertson-Harris	3.5	R. Jenkins	2	F. Oluokun	8	R. Jenkins	9	R. Robertson-Harris	11					
F. Oluokun	2.5	A. Johnson	2	R. Jenkins	7	D. Lloyd	7	F. Oluokun	10					
K. Chaisson	2.0	T. Campbell	1	K. Chaisson	4	F. Oluokun	6	K. Chaisson	8					
A. Gotsis	1.0	J. Hines-Allen	1	F. Fatukasi	3	T. Campbell	5	A. Gotsis	7					
R. Jenkins	1.0	F. Oluokun	1	A. Gotsis	3	A. Cisco	5	D. Smoot	4					
A. Johnson	1.0	A. Wingard	1	R. Robertson-Harris	3	M. Brown	4	T. Herndon	3					
D. Smoot	1.0			D. Williams	3	A. Gotsis	4	T. Lacy	3					
A. Cisco	0.5			A. Blackson	2	A. Johnson	3	F. Fatukasi	2					
				T. Campbell	2	C. Muma	2	Y. Abdullah	1					
				G. Junior	2	T. Walker	2	A. Cisco	1					
				D. Lloyd	2	A. Wingard	2	R. Jenkins	1					
				A. Cisco	1	K. Chaisson	1	A. Johnson	1					
				D. Hamilton	1	F. Fatukasi	1	J. Ledbetter	1					
				T. Herndon	1	J. Hines-Allen	1	D. Lloyd	1					
				T. Lacy	1	G. Junior	1	A. Wingard	1					
				J. Ledbetter	1	T. Lacy	1							
				B. Strange	1	J. Ledbetter	1							
				A. Wingard	1	R. Robertson-Harris	1							



# 2023 BIG PLAYS

DATE	OPPONENT	RUSHES				RECEPTIONS				RETURNS			
		GAIN	PLAYER	QTR	DR RESULT	GAIN	PLAYER	QTR	DR RESULT	GAIN	PLAYER	QTR	DR RESULT
09/10	at Indianapolis	11	Trevor Lawrence	4	TD	24	Calvin Ridley	1	TD	48	Jamal Agnew (PR)	4	Punt
		26t	Travis Etienne Jr.	4	TD	29	Calvin Ridley	2	TD				
						26	Evan Engram	3	FG				
09/17	Kansas City	18	Trevor Lawrence	4	Downs	26	Calvin Ridley	2	FG				
						45	Christian Kirk	3	FG				
09/24	Houston	11	Travis Etienne Jr.	3'	TD	28	Evan Engram	3	FG	33	Jamal Agnew (KR)	3	TD
		16	Travis Etienne Jr.	3	TD	21	Calvin Ridley	4'	TD				
						26t	Christian Kirk	4	TD				
10/01	Atlanta	22	Trevor Lawrence	1	TD	30t	Calvin Ridley	1	TD	61t	Darius Williams (INT)	2	INT
		10	Trevor Lawrence	4	FG	30	Christian Kirk	1	FG				
10/08	at Buffalo	11	Calvin Ridley	1	TD	30	Christian Kirk	1	TD				
		11	Trevor Lawrence	3'	Punt	20	Christian Kirk	1	FG				
		31	Travis Etienne Jr.	3'	Punt	22	Travis Etienne Jr.	2	Fumble				
		10	Travis Etienne Jr.	4'	TD	20	Calvin Ridley	4	TD				
		11	Travis Etienne Jr.	4'	TD	32	Calvin Ridley	4	TD				
		35t	Travis Etienne Jr.	4	TD								
10/15	Indianapolis	22t	Travis Etienne Jr.	2	TD	29t	Christian Kirk	2	TD	53	Jamal Agnew (KR)	4	FG
		19	D'Ernest Johnson	3	TD								
10/19	at New Orleans	26	Trevor Lawrence	2'	TD	21	Evan Engram	1	TD				
		17t	Travis Etienne Jr.	2'	TD	44t	Christian Kirk	4	TD				
		11	Travis Etienne Jr.	4	Punt								
		23	Trevor Lawrence	4	Punt								
10/29	at Pittsburgh	10	Trevor Lawrence	1	FG	26	Calvin Ridley	1	FG				
		12	Travis Etienne Jr.	2	INT	29	Christian Kirk	1	Fumble				
		10	Travis Etienne Jr.	2	FG	27	Calvin Ridley	2	INT				
		13	Travis Etienne Jr.	4	Punt	56t	Travis Etienne Jr.	3	TD				
						34	Evan Engram	4	FG				
11/12	San Francisco	16	Travis Etienne Jr.	2	Fumble	26	Christian Kirk	3	INT				
						39	Christian Kirk	3	Fumble				
11/19	Tennessee	18	Calvin Ridley	2	FG	20	Christian Kirk	1	TD				
		11	Travis Etienne Jr.	3	TD	34	Calvin Ridley	2	FG				
						34	D'Ernest Johnson	3	TD				
						26	Calvin Ridley	3'	TD				
						20t	Calvin Ridley	3	TD				
11/26	at Houston	20	Travis Etienne Jr.	4	Punt	21	Evan Engram	1	FG				
						42	D'Ernest Johnson	2	TD				
						42	Luke Farrell	2	FG				
						57	Christian Kirk	2	Half				
						45	Calvin Ridley	3	TD				
12/04	Cincinnati	10	Calvin Ridley	1	TD	26	Christian Kirk	1	TD	33	Parker Washington (KR)	3	Punt
		11	Travis Etienne Jr.	2	TD	21	Calvin Ridley	2'	TD				
		13	Travis Etienne Jr.	5	Punt	22t	Evan Engram	2'	TD				
						23	Zay Jones	3	TD				
						21	Evan Engram	4'	Miss FG				
						24	Zay Jones	4	Miss FG				
12/10	at Cleveland	16	Travis Etienne Jr.	1	Punt	23	Evan Engram	2	INT				
12/17	Baltimore	13	Trevor Lawrence	4'	Downs	28	Luke Farrell	1	Miss FG	38	Jamal Agnew (KR)	4	Downs
		13	Trevor Lawrence	4'	Downs	36	Zay Jones	2	Half				
		12	Trevor Lawrence	4	Downs	65t	Jamal Agnew	3	TD				
12/24	at Tampa Bay	15	Trevor Lawrence	3'	TD	23	Elijah Cooks	2	Miss FG	31	Jamal Agnew (KR)	1	INT
		12	Trevor Lawrence	3	TD	24	Calvin Ridley	3	Fumble				
						25	Calvin Ridley	3	Downs				
12/31	Carolina	62t	Travis Etienne Jr.	3	TD	22	Evan Engram	2	FG				
		19	C.J. Beathard	3	FG	48	Jamal Agnew	2	FG				
		10	Travis Etienne Jr.	4	TD								
		12	Tank Bigsby	4	Game								
01/07	at Tennessee	12	Travis Etienne Jr.	2	FG	59t	Calvin Ridley	2	TD	31	Tank Bigsby (KR)	1	Punt

\* - result within the same drive





# 2023 BIG YARDAGE GAMES

## 2023 REGULAR SEASON BIG YARDAGE GAMES

100-YARD PASS RECEIVERS							
DATE	OPPONENT	PLAYER	REC.	YDS.	AVG.	LG	TD
9/10	at Colts	Calvin Ridley	8	101	12.6	29	1
9/17	vs. Chiefs	Christian Kirk	11	110	10.0	45	0
10/8	at Bills	Calvin Ridley	7	122	17.4	32	0
11/12	vs. 49ers	Christian Kirk	6	104	17.3	39	0
11/19	vs. Titans	Calvin Ridley	7	103	14.7	34	2
1/7	at Titans	Calvin Ridley	6	106	17.7	59T	1

100-YARD RUSHERS							
DATE	OPPONENT	PLAYER	ATT.	YDS.	AVG.	LG	TD
10/8	at Bills	Travis Etienne Jr.	26	136	5.2	35T	2
12/31	vs. Panthers	Travis Etienne Jr.	16	102	6.4	62T	2

300-YARD PASSERS							
DATE	OPPONENT	PLAYER	ATT.	YDS.	COMP.	LG	TD
10/8	at Bills	Trevor Lawrence	37	315	25	32	1
11/26	at Texans	Trevor Lawrence	38	364	23	57	1

## 2023 OPPONENTS BIG YARDAGE GAMES

100-YARD PASS RECEIVERS							
DATE	OPPONENT	PLAYER	REC.	YDS.	AVG.	LG	TD
9/24	vs. Texans	Tank Dell	5	145	29.0	68T	1
10/8	at Bills	Gabe Davis	6	100	16.7	29	1
10/8	at Bills	Stefon Diggs	8	121	15.1	48	1
10/15	vs. Colts	Michael Pittman Jr.	9	109	12.1	40	0
11/12	vs. 49ers	George Kittle	3	116	38.7	66T	1
11/26	at Texans	Nico Collins	7	104	14.9	24	1
12/4	vs. Bengals	Ja'Marr Chase	11	149	13.5	76T	1

100-YARD RUSHERS							
DATE	OPPONENT	PLAYER	ATT.	YDS.	AVG.	LG	TD
10/1	vs. Falcons	Bijan Robinson	14	105	7.5	38	0
1/7	at Titans	Derrick Henry	19	153	8.1	69	1

300-YARD PASSERS							
DATE	OPPONENT	PLAYER	ATT.	YDS.	COMP.	LG	TD
9/17	vs. Chiefs	Patrick Mahomes	41	305	29	54	2
10/8	at Bills	Josh Allen	40	359	27	48	2
10/15	vs. Colts	Gardner Minshew II	55	329	33	45	1
10/19	at Saints	Derek Carr	55	301	33	21	1
11/26	at Texans	C.J. Stroud	36	304	26	34	2
12/4	vs. Bengals	Jake Browning	37	354	32	76T	1
12/10	at Browns	Joe Flacco	45	311	26	41T	3



# 2023 TAKEAWAY/GIVEAWAY CHART

DATE	OPPONENT	FORCED TURNOVERS			TURNOVERS CONVERTED					OUTCOME
		FUM	INTS	TOTAL	TD	FG	PTS.	PTS. PCT.	TD PCT.	NET DIFF.
09/10	Jacksonville	2	1	3	1	0	7	33.3	100.0	+1
	at Indianapolis	1	1	2	1	0	7	50.0	100.0	-1
09/17	Jacksonville	2	1	3	0	1	3	33.3	0.0	+2
	Kansas City	1	0	1	0	0	0	0.0	0.0	-2
09/24	Jacksonville	0	0	0	0	0	0	0.0	0.0	-2
	Houston	1	1	2	0	2	6	100.0	0.0	+2
10/01	Jacksonville	1	2	3	1	0	7	33.3	100.0	+3
	Atlanta	0	0	0	0	0	0	0.0	0.0	-3
10/08	Jacksonville	1	1	2	1	0	7	50.0	100.0	0
	at Buffalo	2	0	2	0	0	0	0.0	0.0	0
10/15	Jacksonville	1	3	4	2	1	17	75.0	66.7	+3
	Indianapolis	0	1	1	0	0	0	0.0	0.0	-3
10/19	Jacksonville	0	1	1	1	0	7	100.0	100.0	-1
	at New Orleans	2	0	2	0	2	6	100.0	0.0	+1
10/29	Jacksonville	0	2	2	0	1	3	50.0	0.0	-1
	at Pittsburgh	2	1	3	0	1	3	33.3	0.0	+1
11/12	Jacksonville	0	0	0	0	0	0	0.0	0.0	-4
	San Francisco	2	2	4	2	0	14	50.0	100.0	+4
11/19	Jacksonville	2	0	2	2	0	14	100.0	100.0	+2
	Tennessee	0	0	0	0	0	0	0.0	0.0	-2
11/26	Jacksonville	0	0	0	0	0	0	0.0	0.0	-1
	at Houston	0	1	1	1	0	7	100.0	100.0	+1
12/04	Jacksonville	0	1	1	1	0	7	100.0	100.0	+1
	Cincinnati	0	0	0	0	0	0	0.0	0.0	-1
12/10	Jacksonville	2	1	3	2	0	14	66.7	100.0	-1
	at Cleveland	1	3	4	2	0	14	50.0	100.0	+1
12/17	Jacksonville	0	1	1	0	0	0	0.0	0.0	-1
	Baltimore	2	0	2	1	1	10	100.0	50.0	+1
12/24	Jacksonville	0	0	0	0	0	0	0.0	0.0	-4
	at Tampa Bay	2	2	4	3	0	21	75.0	100.0	+4
12/31	Jacksonville	0	1	1	0	0	0	0.0	0.0	+1
	Carolina	0	0	0	0	0	0	0.0	0.0	-1
01/07	Jacksonville	0	1	1	0	0	0	0.0	0.0	-1
	at Tennessee	0	2	2	1	0	7	50.0	100.0	+1
<b>JAGUARS</b>		<b>11</b>	<b>16</b>	<b>27</b>	<b>11</b>	<b>3</b>	<b>86</b>	<b>51.9</b>	<b>78.6</b>	<b>-3</b>
<b>OPPONENTS</b>		<b>16</b>	<b>14</b>	<b>30</b>	<b>11</b>	<b>6</b>	<b>95</b>	<b>56.7</b>	<b>64.7</b>	<b>+3</b>



# 2023 RED ZONE EFFICIENCY

JAGUARS																			
Date	Opponent	Num Drives	TD	PAT	2-Pt.	Miss PAT	FG	FGA	Blk/MFG	INT	Fum	Dwns	Drive Ends			TD%	Score Pct.	Pts/Poss	
09/10	at Indianapolis	3	3	3	0	0	0	0	0	0	0	0	0	0	0	21	100.0	100.0	7.0
09/17	Kansas City	3	0	0	0	0	2	2	0	0	0	1	0	0	0	6	0.0	66.7	2.0
09/24	Houston	2	1	1	0	0	1	1	0	0	0	0	0	0	0	10	50.0	100.0	5.0
10/01	Atlanta	1	0	0	0	0	0	0	0	0	0	1	0	0	0	0	0.0	0.0	0.0
10/08	at Buffalo	4	2	1	1	0	0	0	0	0	1	0	0	1	15	50.0	50.0	3.8	
10/15	Indianapolis	3	2	2	0	0	1	1	0	0	0	0	0	0	0	17	66.7	100.0	5.7
10/19	at New Orleans	2	2	2	0	0	0	0	0	0	0	0	0	0	0	14	100.0	100.0	7.0
10/29	at Pittsburgh	3	0	0	0	0	1	1	0	1	1	0	0	0	3	0.0	33.3	1.0	
11/12	San Francisco	2	0	0	0	0	1	1	0	0	1	0	0	0	3	0.0	50.0	1.5	
11/19	Tennessee	5	3	3	0	0	2	2	0	0	0	0	0	0	27	60.0	100.0	5.4	
11/26	at Houston	3	2	1	1	0	0	0	0	0	0	0	1	0	15	66.7	66.7	5.0	
12/04	Cincinnati	3	3	3	0	0	0	0	0	0	0	0	0	0	21	100.0	100.0	7.0	
12/10	at Cleveland	4	4	3	0	0	0	0	0	0	0	0	0	0	27	100.0	100.0	6.8	
12/17	Baltimore	3	0	0	0	0	0	0	0	0	1	1	1	0	0	0.0	0.0	0.0	
12/24	at Tampa Bay	3	2	0	0	0	0	0	0	0	0	1	0	0	12	66.7	66.7	4.0	
12/31	Carolina	5	1	1	0	0	4	4	0	0	0	0	0	0	19	20.0	100.0	3.8	
01/07	at Tennessee	3	1	1	0	0	1	1	0	0	0	1	0	0	10	33.3	66.7	3.3	
<b>TOTALS</b>		<b>52</b>	<b>26</b>	<b>21</b>	<b>2</b>	<b>0</b>	<b>13</b>	<b>13</b>	<b>0</b>	<b>1</b>	<b>4</b>	<b>5</b>	<b>2</b>	<b>1</b>	<b>220</b>	<b>50.0</b>	<b>75.0</b>	<b>4.2</b>	

OPPONENT																		
Date	Opponent	Num Drives	TD	PAT	2-Pt.	Miss PAT	FG	FGA	Blk/MFG	INT	Fum	Dwns	Drive Ends			TD%	Score Pct.	Pts/Poss
09/10	at Indianapolis	3	1	1	0	0	0	0	0	0	0	2	0	0	7	33.3	33.3	2.3
09/17	Kansas City	4	2	2	0	0	1	1	0	0	0	0	0	1	17	50.0	75.0	4.3
09/24	Houston	5	2	2	0	0	3	3	0	0	0	0	0	0	23	40.0	100.0	4.6
10/01	Atlanta	2	1	1	0	0	0	0	0	0	0	1	0	0	7	50.0	50.0	3.5
10/08	at Buffalo	3	3	2	0	0	0	0	0	0	0	0	0	0	20	100.0	100.0	6.7
10/15	Indianapolis	4	2	2	0	0	1	1	0	1	0	0	0	0	17	50.0	75.0	4.3
10/19	at New Orleans	5	2	1	1	0	2	2	0	0	0	1	0	0	21	40.0	80.0	4.2
10/29	at Pittsburgh	1	0	0	0	0	1	1	0	0	0	0	0	0	3	0.0	100.0	3.0
11/12	San Francisco	4	1	1	0	0	2	2	0	0	0	1	0	0	13	25.0	75.0	3.3
11/19	Tennessee	1	1	1	0	0	0	0	0	0	0	0	0	0	7	100.0	100.0	7.0
11/26	at Houston	3	3	3	0	0	0	0	0	0	0	0	0	0	21	100.0	100.0	7.0
12/04	Cincinnati	3	3	3	0	0	0	0	0	0	0	0	0	0	21	100.0	100.0	7.0
12/10	at Cleveland	1	1	1	0	0	0	0	0	0	0	0	0	0	7	100.0	100.0	7.0
12/17	Baltimore	5	2	2	0	0	3	3	0	0	0	0	0	0	23	40.0	100.0	4.6
12/24	at Tampa Bay	5	2	2	0	0	2	2	0	0	0	0	0	1	20	40.0	80.0	4.0
12/31	Carolina	0	0	0	0	0	0	0	0	0	0	0	0	0	0	0.0	0.0	0.0
01/07	at Tennessee	3	3	3	0	0	0	0	0	0	0	0	0	0	21	100.0	100.0	7.0
<b>TOTALS</b>		<b>52</b>	<b>29</b>	<b>27</b>	<b>1</b>	<b>0</b>	<b>15</b>	<b>15</b>	<b>0</b>	<b>1</b>	<b>0</b>	<b>5</b>	<b>0</b>	<b>2</b>	<b>248</b>	<b>55.8</b>	<b>84.6</b>	<b>4.8</b>



# 2023 GOAL TO GO SITUATIONS

JAGUARS																		
Date	Opponent	Pos	TD	PAT	2-Pt.	Miss PAT	FG	FGA	Blk/MFG	INT	Fum	Dwns	Drive Ends			TD%	Pct.	Score Pts/Poss
09/10	at Indianapolis	1	1	1	0	0	0	0	0	0	0	0	0	0	7	100.0	100.0	7.0
09/17	Kansas City	1	0	0	0	0	1	1	0	0	0	0	0	0	3	0.0	100.0	3.0
09/24	Houston	1	1	1	0	0	0	0	0	0	0	0	0	0	7	100.0	100.0	7.0
10/01	Atlanta	0	0	0	0	0	0	0	0	0	0	0	0	0	0	0.0	0.0	0.0
10/08	at Buffalo	2	2	1	1	0	0	0	0	0	0	0	0	0	15	100.0	100.0	7.5
10/15	Indianapolis	2	2	2	0	0	0	0	0	0	0	0	0	0	14	100.0	100.0	7.0
10/19	at New Orleans	1	1	1	0	0	0	0	0	0	0	0	0	0	7	100.0	100.0	7.0
10/29	at Pittsburgh	1	0	0	0	0	0	0	0	1	0	0	0	0	0	0.0	0.0	0.0
11/12	San Francisco	1	0	0	0	0	0	0	0	0	1	0	0	0	0	0.0	0.0	0.0
11/19	Tennessee	3	3	3	0	0	0	0	0	0	0	0	0	0	21	100.0	100.0	7.0
11/26	at Houston	3	2	1	1	0	0	0	0	0	0	0	1	0	15	66.7	66.7	5.0
12/04	Cincinnati	2	2	2	0	0	0	0	0	0	0	0	0	0	14	100.0	100.0	7.0
12/10	at Cleveland	2	2	1	0	0	0	0	0	0	0	0	0	0	13	100.0	100.0	6.5
12/17	Baltimore	1	0	0	0	0	0	0	0	0	0	0	1	0	0	0.0	0.0	0.0
12/24	at Tampa Bay	2	1	0	0	0	0	0	0	0	0	1	0	0	6	50.0	50.0	3.0
12/31	Carolina	2	1	1	0	0	1	1	0	0	0	0	0	0	10	50.0	100.0	5.0
01/07	at Tennessee	1	0	0	0	0	0	0	0	0	0	1	0	0	0	0.0	0.0	0.0
<b>TOTALS</b>		<b>26</b>	<b>18</b>	<b>14</b>	<b>2</b>	<b>0</b>	<b>2</b>	<b>2</b>	<b>0</b>	<b>1</b>	<b>1</b>	<b>2</b>	<b>2</b>	<b>0</b>	<b>132</b>	<b>69.2</b>	<b>76.9</b>	<b>5.1</b>

OPPONENT																		
Date	Opponent	Pos	TD	PAT	2-Pt.	Miss PAT	FG	FGA	Blk/MFG	INT	Fum	Dwns	Drive Ends			TD%	Pct.	Score Pts/Poss
09/10	at Indianapolis	2	1	1	0	0	0	0	0	0	0	1	0	0	7	50.0	50.0	3.5
09/17	Kansas City	3	1	1	0	0	1	1	0	0	0	0	0	1	10	33.3	66.7	3.3
09/24	Houston	2	1	1	0	0	1	1	0	0	0	0	0	0	10	50.0	100.0	5.0
10/01	Atlanta	0	0	0	0	0	0	0	0	0	0	0	0	0	0	0.0	0.0	0.0
10/08	at Buffalo	2	2	1	0	0	0	0	0	0	0	0	0	0	13	100.0	100.0	6.5
10/15	Indianapolis	2	2	2	0	0	0	0	0	0	0	0	0	0	14	100.0	100.0	7.0
10/19	at New Orleans	3	1	1	0	0	1	1	0	0	0	1	0	0	10	33.3	66.7	3.3
10/29	at Pittsburgh	1	0	0	0	0	1	1	0	0	0	0	0	0	3	0.0	100.0	3.0
11/12	San Francisco	1	0	0	0	0	0	0	0	0	0	1	0	0	0	0.0	0.0	0.0
11/19	Tennessee	1	1	1	0	0	0	0	0	0	0	0	0	0	7	100.0	100.0	7.0
11/26	at Houston	2	2	2	0	0	0	0	0	0	0	0	0	0	14	100.0	100.0	7.0
12/04	Cincinnati	3	3	3	0	0	0	0	0	0	0	0	0	0	21	100.0	100.0	7.0
12/10	at Cleveland	0	0	0	0	0	0	0	0	0	0	0	0	0	0	0.0	0.0	0.0
12/17	Baltimore	3	2	2	0	0	1	1	0	0	0	0	0	0	17	66.7	100.0	5.7
12/24	at Tampa Bay	3	2	2	0	0	1	1	0	0	0	0	0	0	17	66.7	100.0	5.7
12/31	Carolina	0	0	0	0	0	0	0	0	0	0	0	0	0	0	0.0	0.0	0.0
01/07	at Tennessee	2	2	2	0	0	0	0	0	0	0	0	0	0	14	100.0	100.0	7.0
<b>TOTALS</b>		<b>30</b>	<b>20</b>	<b>19</b>	<b>0</b>	<b>0</b>	<b>6</b>	<b>6</b>	<b>0</b>	<b>0</b>	<b>0</b>	<b>3</b>	<b>0</b>	<b>1</b>	<b>157</b>	<b>66.7</b>	<b>86.7</b>	<b>5.2</b>



# 2023 DRIVE CHARTS

## WEEK 1: JAGUARS 31, COLTS 21 SEPTEMBER 10, 2023

JAGUARS													COLTS												
#	RECD	LOST	POSS	OBTAINED	BEGAN	PLAYS	YDS	PEN	NET	1ST	ENDED	GIVEN UP	#	RECD	LOST	POSS	OBTAINED	BEGAN	PLAYS	YDS	PEN	NET	1ST	ENDED	GIVEN UP
1	13:35	12:42	0:53	Punt	JAX 37	3	6	0	6	0	JAX 43	Punt	1	15:00	13:35	1:25	Kickoff	IND 25	3	0	0	0	0	IND 25	Punt
2	10:25	05:18	5:07	Punt	JAX 39	9	61	0	61	4	IND 9	Touchdown	2	12:42	10:25	2:17	Punt	IND 6	3	9	0	9	0	IND 15	Punt
3	14:57	13:08	1:49	Kickoff	JAX 25	4	28	5	33	2	IND 42	Interception	3	05:18	14:57	5:21	Kickoff	IND 25	11	75	0	75	6	JAX 2	Touchdown
4	11:55	10:16	1:39	Downs	JAX 16	3	4	0	4	0	JAX 20	Punt	4	13:08	11:55	1:13	Interception	JAX 25	4	9	0	9	0	JAX 16	Downs
5	08:51	04:56	3:55	Downs	JAX 43	7	57	0	57	3	IND 18	Touchdown	5	10:16	08:51	1:25	Punt	JAX 48	4	11	-5	6	0	JAX 42	Downs
6	04:09	01:03	3:06	Fumble	JAX 32	6	25	0	25	2	IND 43	Punt	6	04:56	04:09	0:47	Kickoff	IND 24	3	26	15	41	2	JAX 41	Fumble
7	15:00	14:00	1:00	Kickoff	JAX 16	3	-1	0	-1	0	JAX 15	Punt	7	01:03	00:00	1:03	Punt	IND 8	3	6	0	6	1	IND 19	End Half
8	11:25	08:31	2:54	Kickoff	JAX 25	8	48	0	48	2	IND 27	Field Goal	8	14:00	11:25	2:35	Punt	IND 37	6	63	0	63	4	JAX 39	Touchdown
9	06:28	04:25	2:03	Punt	JAX 42	4	9	0	9	0	IND 49	Downs	9	08:31	06:28	2:03	Kickoff	IND 25	3	-4	0	-4	0	IND 21	Punt
10	03:10	02:27	0:43	Fumble	JAX 46	1	-10	-10	-20	0	JAX 36	Fumble	10	04:25	03:10	1:15	Downs	IND 49	4	7	0	7	0	JAX 42	Fumble
11	02:27	01:03	1:24	Kickoff	JAX 25	3	7	0	7	0	JAX 32	Punt	11	01:03	14:47	1:16	Punt	IND 27	3	7	-10	-3	0	IND 24	Punt
12	14:47	12:52	1:55	Punt	JAX 43	4	9	0	9	0	IND 48	Downs	12	12:52	10:46	2:06	Downs	IND 48	3	-3	5	2	0		Punt
13	10:46	05:14	5:32	Punt	IND 46	10	46	0	46	5	IND 1	Touchdown	13	05:14	05:00	0:14	Kickoff	IND 25	2	0	0	0	0	IND 25	Interception
14	05:00	04:08	0:52	Interception	IND 44	3	44	0	44	2	IND 26	Touchdown	14	04:08	00:45	3:23	Kickoff	IND 25	17	74	0	74	5	JAX 1	Downs
15	00:45	00:00	0:45	Downs	JAX 1	2	0	0	0	0	JAX 2	End Game													

## WEEK 2: JAGUARS 9, CHIEFS 17 SEPTEMBER 17, 2023

JAGUARS													CHIEFS												
#	RECD	LOST	POSS	OBTAINED	BEGAN	PLAYS	YDS	PEN	NET	1ST	ENDED	GIVEN UP	#	RECD	LOST	POSS	OBTAINED	BEGAN	PLAYS	YDS	PEN	NET	1ST	ENDED	GIVEN UP
1	15:00	10:52	4:08	Kickoff	JAX 25	7	29	0	29	2	KC 46	Punt	1	10:52	09:12	1:40	Punt	KC 10	3	9	0	9	0	KC 19	Punt
2	09:12	08:46	0:26	Punt	JAX 31	3	0	5	5	0	JAX 36	Punt	2	08:46	04:16	4:30	Punt	KC 14	9	59	-10	49	3	JAX 37	Punt
3	04:16	14:51	4:25	Punt	JAX 2	7	21	11	32	2	JAX 34	Punt	3	12:59	10:57	2:02	Kickoff	KC 25	5	27	0	27	1	KC 39	Fumble
4	14:51	12:59	1:52	Muffed Punt	KC 17	4	8	-5	3	0	KC 14	Field Goal	4	10:54	09:41	1:13	Fumble	KC 43	2	1	-5	-4	0	KC 39	Interception
5	10:57	10:54	0:03	Fumble	KC 37	1	-5	0	-5	0	KC 37	Fumble	5	04:04	00:27	3:37	Downs		7	55	-5	50	3	JAX 9	Touchdown
6	09:41	04:04	5:37	Interception	JAX 12	11	33	5	38	3	KC 45	Downs	6	15:00	11:30	3:30	Kickoff	KC 19	7	81	0	81	3	JAX 9	Touchdown
7	00:27	00:00	0:27	Kickoff	JAX 25	5	44	0	44	2	KC 31	Field Goal	7	08:25	04:45	3:40	Punt	KC 9	6	31	-18	13	1	KC 22	Punt
8	11:30	08:25	3:05	Kickoff	JAX 25	5	13	0	13	1	JAX 38	Punt	8	03:45	01:59	1:46	Punt	KC 23	3	-6	0	-6	0	KC 17	Punt
9	04:45	03:45	1:00	Punt	JAX 35	3	1	-5	-4	0	JAX 31	Punt	9	13:43	08:10	5:33	Kickoff	KC 25	13	65	-10	55	5	JAX 20	Field Goal
10	01:59	13:43	3:16	Punt	JAX 23	9	63	10	73	3	KC 4	Field Goal	10	04:18	00:00	4:18	Downs	KC 16	10	77	0	77	3	JAX 6	End Game
11	08:10	04:18	3:52	Kickoff	JAX 25	12	59	0	59	5	KC 16	Downs													

## WEEK 3: JAGUARS 17, TEXANS 37 SEPTEMBER 24, 2023

JAGUARS													TEXANS												
#	RECD	LOST	POSS	OBTAINED	BEGAN	PLAYS	YDS	PEN	NET	1ST	ENDED	GIVEN UP	#	RECD	LOST	POSS	OBTAINED	BEGAN	PLAYS	YDS	PEN	NET	1ST	ENDED	GIVEN UP
1	13:25	11:32	1:53	Punt	HOU 48	6	18	0	18	1	HOU 30	Missed FG	1	15:00	13:25	1:35	Kickoff	HOU 13	3	5	0	5	0	HOU 18	Punt
2	07:35	04:25	3:10	Kickoff	JAX 25	5	26	-5	21	1	JAX 46	Punt	2	11:32	07:35	3:57	Missed FG	HOU 38	7	62	0	62	3	JAX 1	Touchdown
3	01:43	11:51	4:52	Punt	JAX 17	11	50	0	50	3	HOU 33	Blocked FG	3	04:25	01:43	2:42	Punt	HOU 20	6	35	-5	30	2		Punt
4	07:27	04:55	2:32	Kickoff	JAX 23	4	27	-5	22	1	JAX 45	Punt	4	11:51	07:27	4:24	Blocked FG	JAX 41	7	46	-5	41	3	JAX 4	Touchdown
5	03:54	01:04	2:50	Punt	JAX 31	7	37	0	37	2	HOU 45	Fumble	5	04:55	03:54	1:01	Punt	HOU 15	3	5	-5	0	0	HOU 15	Punt
6	15:00	11:17	3:43	Kickoff	JAX 33	7	52	15	67	5	HOU 1	Touchdown	6	01:04	00:00	1:04	Fumble	HOU 34	9	56	0	56	3	JAX 10	Field Goal
7	09:19	04:35	4:44	Punt	JAX 32	8	53	0	53	2	HOU 15	Field Goal	7	11:17	09:19	1:58	Kickoff	HOU 25	4	12	-10	2	0	HOU 27	Punt
8	04:19	02:20	1:59	Kickoff	JAX 25	5	13	0	13	1	JAX 38	Interception	8	04:35	04:19	0:16	Kickoff	HOU 0	0	0	0	0	0	JAX 0	Touchdown
9	12:36	10:40	1:56	Kickoff	JAX 25	6	75	0	75	3	HOU 26	Touchdown	9	02:20	12:36	4:44	Interception	JAX 49	10	41	0	41	2	JAX 8	Field Goal
10	08:59	06:45	2:14	Kickoff	JAX 25	8	38	-19	19	2	JAX 44	Downs	10	10:40	08:59	1:41	Kickoff	HOU 25	3	75	0	75	1	HOU 32	Touchdown
11	02:10	00:00	2:10	Kickoff	JAX 13	5	15	0	15	1	JAX 27	End Game	11	06:45	02:10	4:35	Downs	JAX 44	7	29	0	29	1	JAX 15	Field Goal

## WEEK 4: JAGUARS 23, FALCONS 7 OCTOBER 1, 2023

JAGUARS													FALCONS												
#	RECD	LOST	POSS	OBTAINED	BEGAN	PLAYS	YDS	PEN	NET	1ST	ENDED	GIVEN UP	#	RECD	LOST	POSS	OBTAINED	BEGAN	PLAYS	YDS	PEN	NET	1ST	ENDED	GIVEN UP
1	15:00	11:25	3:35	Kickoff	JAX 25	6	18	0	18	1	JAX 43	Punt	1	11:25	09:33	1:52	Punt	ATL 7	3	9	0	9	0	ATL 16	Punt
2	09:33	05:44	3:49	Punt	JAX 28	8	72	0	72	3	ATL 30	Touchdown	2	05:44	03:23	2:21	Kickoff	ATL 25	3	-4	5	1	0	ATL 26	Punt
3	03:23	14:51	3:32	Punt	JAX 16	8	56	-10	46	2	ATL 38	Field Goal	3	14:51	11:57	2:54	Kickoff	ATL 25	6	6	0	6	1	ATL 31	Punt
4	11:57	10:08	1:49	Punt	JAX 19	3	9	0	9	0	JAX 28	Punt	4	10:08	04:31	5:37	Punt	ATL 13	9	42	0	42	4	JAX 45	Interception
5	04:20	02:20	2:00	Interception	ATL 16	4	4	0	4	0	ATL 7	Downs	5	04:31	04:20	0:11	Kickoff	ATL 25	1	0	0	0	0	ATL 25	Interception
6	00:58	00:00	0:58	Punt	JAX 20	5	15	0	15	1	JAX 42	End Half	6	02:20	00:58	1:22	Downs	ATL 12	6	24	-5	19	1	ATL 31	Punt
7	11:38	07:24	4:14	Kickoff	JAX 25	7	21	0	21	2	JAX 46	Punt	7	15:00	11:38	3:22	Kickoff	ATL 25	8	75	0	75	3	JAX 15	Touchdown
8	02:57	10:36	7:21	Punt	JAX 10	13	75	-10	65	4	ATL 25	Field Goal	8	07:24	02:57	4:27	Punt	ATL 7	8	47	-5	42	3	ATL 49	Punt
9	06:01	01:56	4:05	Downs	JAX 6	10	34	40	74	3	ATL 20	Field Goal	9	10:36	06:01	4:35	Kickoff	ATL 25	10	69	0	69	3	JAX 6	Downs
10	01:28	00:00	1:28	Fumble	ATL 44	3	-4	0	-4	0	ATL 47	End Game	10	01:56	01:28	0:28	Kickoff	ATL 25	3	19	0	19	2	JAX 47	Fumble





# 2023 DRIVE CHARTS

## WEEK 5: JAGUARS 25, BILLS 20 OCTOBER 8, 2023

JAGUARS													BILLS												
#	RECD	LOST	POSS	OBTAINED	BEGAN	PLAYS	YDS	PEN	NET	1ST	ENDED	GIVEN UP	#	RECD	LOST	POSS	OBTAINED	BEGAN	PLAYS	YDS	PEN	NET	1ST	ENDED	GIVEN UP
1	15:00	12:34	2:26	Kickoff	JAX 15	4	25	0	25	1	JAX 40	Punt	1	12:34	11:09	1:25	Punt	BUF 20	3	8	0	8	0	BUF 28	Punt
2	11:09	06:59	4:10	Punt	JAX 27	9	68	5	73	5	BUF 6	Touchdown	2	06:59	05:03	1:56	Kickoff	BUF 25	3	9	0	9	0	BUF 34	Punt
3	05:03	01:13	3:50	Punt	JAX 30	9	44	0	44	2	BUF 26	Field Goal	3	01:13	14:08	2:05	Kickoff	BUF 25	6	18	0	18	1	BUF 43	Punt
4	14:08	10:15	3:53	Punt	JAX 22	8	30	-10	20	2	JAX 42	Punt	4	10:15	07:51	2:24	Punt	BUF 7	4	19	0	19	1	BUF 26	Punt
5	07:51	05:44	2:07	Punt	JAX 21	3	13	-5	8	0	JAX 29	Punt	5	05:44	01:14	4:30	Punt	BUF 14	11	86	0	86	5	JAX 15	Touchdown
6	01:14	00:10	1:04	Kickoff	JAX 25	7	52	0	52	3	BUF 12	Fumble	6	00:10	00:00	0:10	Fumble	BUF 23	1	-1	0	-1	0	BUF 23	End Half
7	13:34	09:30	4:04	Punt	JAX 6	7	25	12	37	3	JAX 43	Punt	7	15:00	13:34	1:26	Kickoff	BUF 25	4	14	0	14	1	BUF 39	Punt
8	07:56	14:49	8:07	Punt	JAX 8	17	63	0	63	5	BUF 24	Fumble	8	09:30	07:56	1:34	Punt	BUF 10	4	48	0	48	1	JAX 42	Punt
9	13:06	07:44	5:22	Interception	JAX 7	10	71	22	93	6	BUF 6	Touchdown	9	14:49	13:06	1:43	Fumble	BUF 32	4	19	-10	9	1	BUF 41	Interception
10	04:03	02:56	1:07	Kickoff	JAX 25	5	75	0	75	2	BUF 35	Touchdown	10	07:44	04:03	3:41	Kickoff	BUF 25	9	81	-6	75	5	JAX 19	Touchdown
11	02:11	00:22	1:49	Kickoff	BUF 49	3	4	0	4	0	BUF 45	Punt	11	02:56	02:11	0:45	Kickoff	BUF 25	4	75	0	75	3	JAX 3	Touchdown
12	00:13	00:00	0:13	Fumble	BUF 18	1	-1	0	-1	0	BUF 18	End Game	12	00:22	00:13	0:09	Punt	BUF 6	1	12	0	12	0	BUF 6	Fumble

## WEEK 6: JAGUARS 37, COLTS 20 OCTOBER 15, 2023

JAGUARS													COLTS												
#	RECD	LOST	POSS	OBTAINED	BEGAN	PLAYS	YDS	PEN	NET	1ST	ENDED	GIVEN UP	#	RECD	LOST	POSS	OBTAINED	BEGAN	PLAYS	YDS	PEN	NET	1ST	ENDED	GIVEN UP
1	06:27	14:17	7:10	Kickoff	JAX 25	13	65	10	75	6	IND 2	Touchdown	1	15:00	06:27	8:33	Kickoff	IND 25	16	65	0	65	5	JAX 10	Field Goal
2	14:10	14:01	0:09	Fumble	IND 22	1	22	0	22	1	IND 22	Touchdown	2	14:17	14:10	0:07	Kickoff	IND 25	1	-6	0	-6	0	IND 25	Fumble
3	12:57	10:42	2:15	Punt	JAX 17	5	25	0	25	1	JAX 42	Punt	3	14:01	12:57	1:04	Kickoff	IND 25	3	3	5	8	0	IND 33	Punt
4	08:08	06:44	1:24	Punt	JAX 34	3	-4	0	-4	0	JAX 30	Punt	4	10:42	08:08	2:34	Punt	IND 16	3	17	-8	9	0	IND 25	Punt
5	04:39	01:40	2:59	Interception	JAX 35	9	65	0	65	4	IND 29	Touchdown	5	06:44	04:39	2:05	Punt	IND 25	5	45	0	45	1	JAX 30	Interception
6	00:06	00:00	0:06	Kickoff	JAX 25	1	-1	0	-1	0	JAX 25	End Half	6	01:40	00:06	1:34	Kickoff	IND 25	9	37	0	37	2	JAX 38	Field Goal
7	15:00	14:33	0:27	Kickoff	JAX 25	3	0	0	0	0	JAX 25	Punt	7	14:33	12:31	2:02	Punt	IND 24	4	13	0	13	1	IND 37	Interception
8	12:31	10:44	1:47	Interception	IND 39	4	14	-5	9	0	IND 30	Field Goal	8	10:44	08:33	2:11	Kickoff	IND 25	3	-2	0	-2	0	IND 23	Punt
9	08:33	03:51	4:42	Punt	JAX 31	9	51	18	69	5	IND 10	Touchdown	9	03:51	14:14	4:37	Kickoff	IND 25	12	75	0	75	4	JAX 2	Touchdown
10	14:14	13:24	0:50	Kickoff	JAX 25	3	6	0	6	0	JAX 31	Interception	10	13:24	11:06	2:18	Interception	JAX 40	6	20	5	25	1	JAX 15	Interception
11	11:06	08:42	2:24	Interception	JAX 20	3	-5	0	-5	0	JAX 15	Punt	11	08:42	07:14	1:28	Punt	IND 28	4	72	0	72	3	JAX 3	Touchdown
12	07:14	04:50	2:24	Kickoff	IND 37	4	6	0	6	0	IND 31	Field Goal	12	04:50	03:19	1:31	Kickoff	IND 25	4	-7	0	-7	0	IND 18	Downs
13	03:19	03:00	0:19	Downs	IND 19	4	-9	-5	-14	0	IND 33	Field Goal	13	03:00	01:45	1:15	Kickoff	IND 25	7	22	0	22	1	IND 47	Downs
14	01:45	00:00	1:45	Downs	IND 47	3	-2	0	-2	0	IND 48	End Game													

## WEEK 7: JAGUARS 31, SAINTS 24 OCTOBER 19, 2023

JAGUARS													SAINTS												
#	RECD	LOST	POSS	OBTAINED	BEGAN	PLAYS	YDS	PEN	NET	1ST	ENDED	GIVEN UP	#	RECD	LOST	POSS	OBTAINED	BEGAN	PLAYS	YDS	PEN	NET	1ST	ENDED	GIVEN UP
1	15:00	09:44	5:16	Kickoff	JAX 25	10	75	0	75	6	NO 2	Touchdown	1	09:44	05:16	4:28	Kickoff	NO 25	11	43	0	43	3	JAX 32	Missed FG
2	05:16	05:02	0:14	Missed FG	JAX 41	1	19	0	19	0	JAX 41	Fumble	2	05:02	03:36	1:26	Fumble	NO 41	3	4	0	4	0	NO 45	Punt
3	01:26	13:09	3:17	Kickoff	JAX 25	7	70	5	75	5	NO 17	Touchdown	3	03:36	01:26	2:10	Muffed Punt	JAX 17	6	12	0	12	1	JAX 5	Field Goal
4	10:43	09:47	0:56	Downs	JAX 45	3	0	0	0	0	JAX 45	Punt	4	13:09	10:43	2:26	Kickoff	NO 25	6	31	0	31	1	JAX 44	Downs
5	07:17	05:41	1:36	Punt	JAX 18	3	7	0	7	0	JAX 25	Punt	5	09:47	07:17	2:30	Punt	NO 13	5	26	15	41	2	JAX 46	Punt
6	01:57	00:32	1:25	Kickoff	JAX 25	10	55	-5	50	3	NO 25	Field Goal	6	05:41	01:57	3:44	Punt	JAX 46	8	29	0	29	1	JAX 17	Field Goal
7	09:49	07:39	2:10	Kickoff	JAX 25	3	14	-5	9	0	JAX 34	Punt	7	00:32	00:00	0:32	Kickoff	NO 25	1	-6	0	-6	0	NO 25	End Half
8	14:21	11:29	2:52	Kickoff	JAX 25	4	14	0	14	1	JAX 39	Punt	8	15:00	09:49	5:11	Kickoff	NO 25	11	62	-10	52	3	JAX 23	Field Goal
9	10:27	07:29	2:58	Punt	JAX 26	6	8	19	27	1	NO 47	Downs	9	07:39	06:47	0:52	Punt	NO 13	3	0	0	0	0	NO 13	Interception
10	06:38	04:30	2:08	Kickoff	JAX 25	5	26	0	26	1	NO 49	Punt	10	06:47	14:21	7:26	Kickoff	NO 25	16	73	2	75	7	JAX 1	Touchdown
11	03:45	03:08	0:37	Punt	NO 46	2	46	0	46	1	NO 44	Touchdown	11	11:29	10:27	1:02	Punt	NO 7	3	5	0	5	0	NO 12	Punt
12	00:21	00:00	0:21	Downs	JAX 7	3	-4	0	-4	0	JAX 4	End Game	12	07:29	06:38	0:51	Downs	NO 47	3	53	0	53	3	JAX 17	Touchdown
13													13	04:30	03:45	0:45	Punt	NO 10	3	6	0	6	0	NO 16	Punt
14													14	03:08	00:21	2:47	Kickoff	NO 25	12	69	0	69	4	JAX 6	Downs

## WEEK 8: JAGUARS 20, STEELERS 10 OCTOBER 29, 2023

JAGUARS													STEELERS												
#	RECD	LOST	POSS	OBTAINED	BEGAN	PLAYS	YDS	PEN	NET	1ST	ENDED	GIVEN UP	#	RECD	LOST	POSS	OBTAINED	BEGAN	PLAYS	YDS	PEN	NET	1ST	ENDED	GIVEN UP
1	14:03	10:47	3:16	Punt	JAX 47	6	19	2	21	1	PIT 32	Field Goal	1	15:00	14:03	0:57	Kickoff	PIT 25	3	-5	0	-5	0	PIT 20	Punt
2	09:23	05:54	3:29	Punt	JAX 32	7	36	0	36	1	PIT 32	Field Goal	2	10:47	09:23	1:24	Kickoff	PIT 25	3	4	0	4	0	PIT 29	Punt
3	04:27	00:23	4:04	Punt	JAX 20	7	38	15	53	3	PIT 18	Fumble	3	05:54	04:27	1:27	Kickoff	PIT 25	3	8	0	8	0	PIT 33	Punt
4	13:35	10:15	3:20	Punt	JAX 37	6	57	0	57	3	PIT 6	Interception	4	00:23	13:35	1:48	Fumble	PIT 29	3	2	0	2	0	PIT 31	Punt
5	03:59	01:04	2:55	Kickoff	JAX 37	9	38	5	43	3	PIT 20	Field Goal	5	10:15	03:59	6:16	Interception	PIT 2	12	61	32	93	5	JAX 5	Field Goal
6	15:00	10:22	4:38	Kickoff	JAX 25	9	39	0	39	3	PIT 35	Fumble	6	01:04	00:00	1:04	Kickoff	PIT 32	6	30	-5	25	2	JAX 43	Missed FG
7	08:57	07:33	1:24	Punt	JAX 30	3	5	0	5	0	JAX 35	Punt	7	10:22	08:57	1:25	Fumble	PIT 36	3	-9	0	-9	0	PIT 27	Punt
8	05:18	05:05	0:13	Punt	JAX 44	2	56	0	56	1	JAX 44	Touchdown	8	07:33	05:18	2:15	Punt	PIT 11	5	16	0	16	1	PIT 27	Punt
9	00:53	10:14	5:39	Kickoff	JAX 27	10	38	-5	33	3	PIT 40	Punt	9	05:05	00:53	4:12	Kickoff	PIT 25	8	75	0	75	4	JAX 22	Touchdown
10	09:20	04:35	4:45	Interception	JAX 41	7	55	-15	40	2	PIT 19	Field Goal	10	10:14	09:20	0:54	Punt	PIT 20	2	2	5	7	0	PIT 27	Interception
11	02:25	01:52	0:33	Downs	PIT 40	3	-4	5	1	0	PIT 39	Punt	11	04:35	02:25	2:10	Kickoff	PIT 25	9	15	0	15	2	PIT 40	Downs
12													12	01:52	00:00	1:52	Punt	PIT 2	9	62	-5	57	3	JAX 41	Interception





# 2023 DRIVE CHARTS

WEEK 10: JAGUARS 3, 49ERS 34													NOVEMBER 12, 2023												
JAGUARS													49ERS												
#	RECD	LOST	POSS	OBTAINED	BEGAN	PLAYS	YDS	PEN	NET	1ST	ENDED	GIVEN UP	#	RECD	LOST	POSS	OBTAINED	BEGAN	PLAYS	YDS	PEN	NET	1ST	ENDED	GIVEN UP
1	15:00	13:39	1:21	Kickoff	JAX 25	3	-1	0	-1	0	JAX 24	Punt	1	13:39	11:34	2:05	Punt	SF 43	4	57	0	57	3	JAX 13	Touchdown
2	11:34	08:59	2:35	Kickoff	JAX 25	3	0	-5	-5	0	JAX 20	Punt	2	08:59	04:21	4:38	Punt	SF 38	10	41	0	41	3	JAX 21	Field Goal
3	04:21	01:31	2:50	Kickoff	JAX 23	6	21	0	21	1	JAX 44	Punt	3	01:31	14:50	1:41	Punt	SF 20	3	13	-10	3	0	SF 23	Punt
4	14:50	13:22	1:28	Punt	JAX 43	4	13	-5	8	1	SF 46	Fumble	4	13:22	11:56	1:26	Fumble	SF 49	3	4	-10	-6	0	SF 43	Punt
5	11:56	04:20	7:36	Punt	JAX 1	14	85	-5	80	5	SF 19	Field Goal	5	04:20	00:00	0:00	Kickoff	SF 22	11	59	2	61	4	JAX 17	Field Goal
6	14:10	10:37	3:33	Kickoff	JAX 25	6	41	0	41	1	SF 34	Interception	6	15:00	14:10	0:50	Kickoff	SF 25	2	75	0	75	1	SF 34	Touchdown
7	08:29	05:17	3:12	Punt	JAX 15	8	63	15	78	3	SF 9	Fumble	7	10:37	08:29	2:08	Interception	SF 43	3	6	0	6	0	SF 49	Punt
8	01:20	14:12	2:08	Kickoff	JAX 23	5	-3	23	20	1	JAX 43	Interception	8	05:17	01:20	3:57	Fumble	SF 19	7	81	0	81	4	JAX 23	Touchdown
9	12:40	11:47	0:53	Kickoff	JAX 25	3	-4	-5	-9	0	JAX 16	Punt	9	14:12	12:40	1:32	Interception	JAX 40	3	40	0	40	2	JAX 22	Touchdown
10	02:56	01:43	1:13	Downs	JAX 5	3	6	0	6	0	JAX 11	Punt	10	11:47	02:56	8:51	Punt	SF 31	13	64	0	64	3	JAX 5	Downs
													11	01:43	00:00	1:43	Punt	SF 35	3	-3	0	-3	0	SF 33	End Game

WEEK 11: JAGUARS 34, TITANS 14													NOVEMBER 19, 2023												
JAGUARS													TITANS												
#	RECD	LOST	POSS	OBTAINED	BEGAN	PLAYS	YDS	PEN	NET	1ST	ENDED	GIVEN UP	#	RECD	LOST	POSS	OBTAINED	BEGAN	PLAYS	YDS	PEN	NET	1ST	ENDED	GIVEN UP
1	12:22	09:19	3:03	Punt	JAX 14	6	19	0	19	1	JAX 33	Punt	1	15:00	12:22	2:38	Kickoff	TEN 25	3	-5	5	0	0	TEN 25	Punt
2	07:41	02:58	4:43	Fumble	JAX 43	8	48	9	57	4	TEN 3	Touchdown	2	09:19	07:41	1:38	Punt	TEN 13	4	45	0	45	2	JAX 38	Fumble
3	08:59	02:43	6:16	Punt	JAX 11	11	50	27	77	4	TEN 12	Field Goal	3	02:58	08:59	8:59	Kickoff	TEN 26	13	30	4	34	3	JAX 40	Punt
4	01:48	00:14	1:34	Punt	JAX 29	11	60	5	65	3	TEN 6	Field Goal	4	02:43	01:48	0:55	Kickoff	TEN 21	3	9	0	9	0	TEN 30	Punt
5	15:00	09:12	5:48	Kickoff	JAX 27	9	73	0	73	4	TEN 9	Touchdown	5	00:14	00:00	0:14	Kickoff	TEN 25	1	-1	0	-1	0	TEN 25	End Half
6	06:51	03:22	3:29	Punt	JAX 20	6	80	0	80	4	TEN 20	Touchdown	6	09:12	06:51	2:21	Kickoff	TEN 18	3	14	-5	9	0	TEN 27	Punt
7	15:00	12:54	2:06	Kickoff	JAX 25	3	5	0	5	0	JAX 30	Punt	7	03:22	00:00	3:22	Kickoff	TEN 25	5	65	10	75	3	JAX 40	Touchdown
8	12:54	07:28	5:26	Fumble	TEN 36	9	36	0	36	3	TEN 5	Touchdown	8	07:28	04:28	3:00	Kickoff	TEN 25	5	75	0	75	4	JAX 2	Touchdown
9	04:28	00:27	4:01	Kickoff	TEN 46	8	18	0	18	1	TEN 28	Downs	9	00:27	00:00	0:27	Downs	TEN 28	1	-1	0	-1	0	TEN 28	End Game

WEEK 12: JAGUARS 24, TEXANS 21													NOVEMBER 26, 2023													
JAGUARS													TEXANS													
#	RECD	LOST	POSS	OBTAINED	BEGAN	PLAYS	YDS	PEN	NET	1ST	ENDED	GIVEN UP	#	RECD	LOST	POSS	OBTAINED	BEGAN	PLAYS	YDS	PEN	NET	1ST	ENDED	GIVEN UP	
1	11:48	05:54	5:54	Punt	JAX 13	12	65	0	65	3	HOU 22	Field Goal	1	15:00	11:48	3:12	Kickoff	HOU 25	4	22	-6	16	1	HOU 41	Punt	
2	04:24	03:34	0:50	Punt	JAX 45	3	4	0	4	0	JAX 49	Punt	2	05:54	04:24	1:30	Kickoff	HOU 25	3	9	-10	-1	0	HOU 24	Punt	
3	14:22	09:43	4:39	Punt	JAX 32	8	64	4	68	4	HOU 1	Touchdown	3	03:34	14:22	4:12	Punt	HOU 9	6	19	-5	14	1	HOU 23	Punt	
4	06:37	02:24	4:13	Kickoff	JAX 25	8	50	-5	45	2	HOU 30	Field Goal	4	09:43	06:37	3:06	Kickoff	HOU 25	5	75	0	75	3	JAX 7	Touchdown	
5	00:20	00:00	0:20	Missed FG	JAX 40	4	64	-5	59	1	HOU 1	End Half	5	02:24	00:20	2:04	Kickoff	HOU 25	10	44	0	44	3	JAX 31	Missed FG	
6	15:00	11:49	3:11	Kickoff	JAX 16	7	41	-5	36	2	HOU 48	Interception	6	11:49	08:10	3:39	Interception	JAX 46	7	46	0	46	3	JAX 1	Touchdown	
7	08:10	04:29	3:41	Kickoff	JAX 25	8	56	19	75	4	HOU 1	Touchdown	7	04:29	02:33	1:56	Kickoff	HOU 25	4	16	0	16	1	HOU 41	Punt	
8	02:33	11:20	6:13	Punt	JAX 11	10	64	-10	54	4	HOU 35	Field Goal	8	11:20	09:15	2:05	Kickoff	HOU 25	5	21	0	21	1	HOU 46	Downs	
9	09:15	07:05	2:10	Downs	HOU 46	6	9	0	9	1	HOU 37	Missed FG	9	07:05	05:15	1:50	Missed FG	HOU 45	5	55	0	55	2	JAX 17	Touchdown	
10	05:15	03:01	2:14	Kickoff	JAX 25	5	29	0	29	1	HOU 46	Punt	10	03:01	00:29	2:32	Punt	HOU 11	11	45	5	50	4	JAX 39	Missed FG	
11	00:29	00:00	0:29	Missed FG	JAX 48	1	-1	0	-1	0	JAX 48	End Game														

WEEK 13: JAGUARS 31, BENGALS 34													DECEMBER 4, 2023												
JAGUARS													BENGALS												
#	RECD	LOST	POSS	OBTAINED	BEGAN	PLAYS	YDS	PEN	NET	1ST	ENDED	GIVEN UP	#	RECD	LOST	POSS	OBTAINED	BEGAN	PLAYS	YDS	PEN	NET	1ST	ENDED	GIVEN UP
1	10:40	06:51	3:49	Downs	JAX 49	7	51	0	51	4	CIN 4	Touchdown	1	15:00	10:40	4:20	Kickoff	CIN 22	8	14	15	29	2	JAX 44	Downs
2	02:13	01:16	0:57	Missed FG	JAX 47	3	6	0	6	0	CIN 47	Punt	2	06:51	02:13	4:38	Kickoff	CIN 16	7	46	0	46	2	JAX 38	Missed FG
3	12:24	06:24	6:00	Kickoff	JAX 25	10	80	-5	75	5	CIN 22	Touchdown	3	01:16	12:24	3:52	Punt	CIN 8	8	92	0	92	5	JAX 6	Touchdown
4	01:04	00:22	0:42	Kickoff	JAX 25	4	13	0	13	1	JAX 38	Punt	4	06:24	01:04	5:20	Kickoff	CIN 25	12	75	0	75	6	JAX 2	Touchdown
5	15:00	13:21	1:39	Kickoff	JAX 32	3	9	0	9	0	JAX 41	Punt	5	00:22	00:00	0:22	Punt	CIN 25	1	5	0	5	0	CIN 25	End Half
6	11:50	05:26	6:24	Kickoff	JAX 16	12	79	5	84	5	CIN 14	Touchdown	6	13:21	11:50	1:31	Punt	CIN 16	3	84	0	84	1	CIN 24	Touchdown
7	05:16	03:10	2:06	Interception	CIN 9	4	9	0	9	1	CIN 1	Touchdown	7	05:26	05:16	0:10	Kickoff	CIN 25	1	0	0	0	0	CIN 25	Interception
8	00:50	14:43	1:07	Punt	JAX 9	3	7	-10	-3	0	JAX 6	Punt	8	03:10	00:50	2:20	Kickoff	CIN 25	4	33	0	33	1	JAX 42	Punt
9	09:27	04:59	4:28	Kickoff	JAX 25	8	45	0	45	3	CIN 30	Missed FG	9	14:43	09:27	5:16	Punt	JAX 48	9	43	5	48	5	JAX 1	Touchdown
10	02:28	00:26	2:02	Kickoff	JAX 25	9	53	0	53	2	CIN 22	Field Goal	10	04:59	02:28	2:31	Missed FG	CIN 38	7	36	-10	26	1	JAX 36	Field Goal
11	10:00	05:02	4:58	Kickoff	JAX 25	7	26	-10	16	2	JAX 41	Punt	11	00:26	00:00	0:26	Kickoff	CIN 25	3	21	0	21	1	CIN 46	End Half
													12	05:02	01:45	3:17	Punt	CIN 28	12	42	0	42	3	JAX 30	Field Goal



# 2023 DRIVE CHARTS

## WEEK 14: JAGUARS 27, BROWNS 31

DECEMBER 10, 2023

JAGUARS													BROWNS												
#	RECD	LOST	POSS	OBTAINED	BEGAN	PLAYS	YDS	PEN	NET	1ST	ENDED	GIVEN UP	#	RECD	LOST	POSS	OBTAINED	BEGAN	PLAYS	YDS	PEN	NET	1ST	ENDED	GIVEN UP
1	11:39	09:18	2:21	Kickoff	JAX 16	3	7	0	7	0	JAX 23	Punt	1	15:00	11:39	3:21	Kickoff	CLE 25	6	75	0	75	3	JAX 34	Touchdown
2	07:48	05:32	2:16	Punt	JAX 16	6	45	-5	40	2	CLE 44	Punt	2	09:18	07:48	1:30	Punt	CLE 31	3	2	0	2	0	CLE 33	Punt
3	04:20	02:55	1:25	Punt	JAX 18	3	4	0	4	0	JAX 22	Punt	3	05:32	04:20	1:12	Punt	CLE 10	3	0	0	0	0	CLE 10	Punt
4	01:56	00:05	1:51	Punt	JAX 22	5	12	0	12	1	JAX 34	Punt	4	02:55	01:56	0:59	Punt	CLE 28	3	1	0	1	0	CLE 29	Punt
5	13:40	13:27	0:13	Kickoff	JAX 22	1	0	0	0	0	JAX 22	Interception	5	00:05	13:40	1:25	Punt	CLE 28	4	72	0	72	3	JAX 30	Touchdown
6	10:41	07:03	3:38	Interception	JAX 42	6	13	0	13	1	CLE 45	Punt	6	13:27	10:41	2:46	Interception	CLE 25	5	38	0	38	1	JAX 37	Interception
7	06:53	06:14	0:39	Fumble	CLE 12	2	12	0	12	1	CLE 10	Touchdown	7	07:03	06:53	0:10	Punt	CLE 5	1	17	0	17	0	CLE 5	Fumble
8	04:01	01:47	2:14	Punt	JAX 44	6	37	-5	32	2	CLE 24	Interception	8	06:14	04:01	2:13	Kickoff	CLE 25	3	18	-20	-2	0	CLE 23	Punt
9	01:07	00:47	0:20	Punt	JAX 23	3	0	0	0	0	JAX 23	Punt	9	01:47	01:07	0:40	Interception	CLE 19	5	23	-5	18	1	CLE 37	Punt
10	00:05	00:00	0:05	Punt	JAX 21	1	-1	0	-1	0	JAX 21	End Half	10	00:47	00:05	0:42	Punt	CLE 25	5	20	0	20	1	CLE 45	Punt
11	15:00	14:04	0:56	Kickoff	JAX 25	3	2	-5	-3	0	JAX 14	Fumble	11	14:04	09:39	4:25	Fumble	JAX 22	7	22	0	22	2	JAX 4	Touchdown
12	09:39	07:38	2:01	Kickoff	JAX 25	3	0	0	0	0	JAX 25	Punt	12	07:38	07:26	0:12	Punt	CLE 33	2	-4	0	-4	0	CLE 33	Fumble
13	07:26	04:59	2:27	Fumble	CLE 25	6	25	0	25	3	CLE 1	Touchdown	13	04:59	00:42	4:17	Kickoff	CLE 25	7	31	0	31	2	JAX 44	Punt
14	00:42	14:10	1:32	Punt	JAX 6	3	9	0	9	0	JAX 15	Interception	14	14:10	12:34	1:36	Interception	JAX 48	4	48	0	48	1	JAX 41	Touchdown
15	12:34	08:52	3:42	Kickoff	JAX 25	9	60	15	75	4	CLE 19	Touchdown	15	08:52	04:24	4:28	Kickoff	CLE 29	10	29	0	29	2	JAX 42	Punt
16	04:24	03:30	0:54	Punt	JAX 20	5	18	0	18	1	JAX 38	Downs	16	03:30	03:10	0:20	Downs	JAX 37	4	0	0	0	0	JAX 37	Field Goal
17	03:10	01:33	1:37	Kickoff	JAX 25	9	50	25	75	5	CLE 2	Touchdown	17	01:33	00:00	1:33	Kickoff	JAX 46	3	-3	0	-3	0	JAX 48	End Game

## WEEK 15: JAGUARS 7, RAVENS 23

DECEMBER 17, 2023

JAGUARS													RAVENS												
#	RECD	LOST	POSS	OBTAINED	BEGAN	PLAYS	YDS	PEN	NET	1ST	ENDED	GIVEN UP	#	RECD	LOST	POSS	OBTAINED	BEGAN	PLAYS	YDS	PEN	NET	1ST	ENDED	GIVEN UP
1	15:00	12:12	2:48	Kickoff	JAX 21	6	23	0	23	1	JAX 44	Punt	1	12:12	06:21	5:51	Punt	BAL 11	11	76	-12	64	4	JAX 25	Field Goal
2	06:21	03:03	3:18	Kickoff	JAX 25	7	43	0	43	2	BAL 32	Missed FG	2	03:03	00:59	2:04	Missed FG	BAL 40	3	-12	0	-12	0	BAL 28	Punt
3	00:59	13:01	2:58	Punt	JAX 38	8	26	0	26	2	BAL 36	Missed FG	3	13:01	11:37	1:24	Missed FG	BAL 45	3	17	0	17	1	JAX 38	Interception
4	11:37	05:42	5:55	Interception	JAX 48	10	37	-5	32	2	BAL 23	Fumble	4	05:42	01:12	4:30	Fumble	BAL 40	13	85	-25	60	5	JAX 16	Touchdown
5	01:12	00:00	1:12	Kickoff	JAX 41	5	52	3	55	3	BAL 5	End Half	5	15:00	10:14	4:46	Kickoff	BAL 25	8	22	-4	18	2	BAL 43	Punt
6	10:14	07:15	2:59	Punt	JAX 12	5	88	0	88	2	JAX 35	Touchdown	6	07:15	04:14	3:01	Kickoff	BAL 25	7	37	-5	32	3	JAX 43	Punt
7	04:14	02:15	1:59	Punt	JAX 10	3	7	-16	-9	0	JAX 1	Punt	7	02:15	14:58	2:17	Punt	BAL 42	5	58	0	58	3	JAX 1	Touchdown
8	14:58	13:32	1:26	Kickoff	JAX 25	3	8	0	8	0	JAX 33	Punt	8	13:32	08:00	5:32	Punt	BAL 24	10	63	6	69	4	JAX 7	Field Goal
9	08:00	07:36	0:24	Kickoff	JAX 25	3	-6	0	-6	0	JAX 25	Fumble	9	07:36	06:01	1:35	Fumble	JAX 19	4	3	0	3	0	JAX 16	Field Goal
10	06:01	03:19	2:42	Kickoff	JAX 32	13	55	0	55	4	BAL 13	Downs	10	03:19	00:00	3:19	Downs	BAL 13	8	47	15	62	3	JAX 30	End Game

## WEEK 16: JAGUARS 12, BUCCANEERS 30

DECEMBER 24, 2023

JAGUARS													BUCCANEERS												
#	RECD	LOST	POSS	OBTAINED	BEGAN	PLAYS	YDS	PEN	NET	1ST	ENDED	GIVEN UP	#	RECD	LOST	POSS	OBTAINED	BEGAN	PLAYS	YDS	PEN	NET	1ST	ENDED	GIVEN UP
1	07:22	04:00	3:22	Kickoff	JAX 32	7	21	0	21	2	TB 47	Interception	1	15:00	07:22	7:38	Kickoff	TB 25	14	69	0	69	4	JAX 6	Field Goal
2	12:53	06:20	6:33	Kickoff	JAX 25	11	41	0	41	3	TB 34	Missed FG	2	04:00	12:53	6:07	Interception	TB 44	11	56	0	56	5	JAX 3	Touchdown
3	02:27	01:34	0:53	Kickoff	JAX 23	4	18	0	18	1	JAX 41	Interception	3	06:20	02:27	3:53	Missed FG	TB 42	9	30	15	45	2	JAX 13	Field Goal
4	00:45	00:10	0:35	Kickoff	JAX 20	3	-1	0	-1	0	JAX 19	Punt	4	01:34	00:45	0:49	Interception	TB 35	7	70	-5	65	4	JAX 22	Touchdown
5	15:00	13:33	1:27	Kickoff	JAX 22	3	15	0	15	1	JAX 49	Fumble	5	00:10	00:00	0:10	Punt	TB 22	1	-1	0	-1	0	TB 22	End Half
6	11:30	09:21	2:09	Kickoff	JAX 25	7	40	-5	35	2	TB 40	Downs	6	13:33	11:30	2:03	Fumble	JAX 37	5	37	0	37	3	JAX 2	Touchdown
7	03:49	00:50	2:59	Kickoff	JAX 25	10	75	0	75	5	TB 18	Touchdown	7	09:21	03:49	5:32	Downs	TB 40	10	27	0	27	2	JAX 33	Field Goal
8	13:32	12:58	0:34	Punt	JAX 18	2	15	0	15	0	JAX 20	Fumble	8	00:50	13:32	2:18	Kickoff	TB 25	3	9	-5	4	0	TB 29	Punt
9	11:30	08:18	3:12	Downs	JAX 27	10	39	15	54	4	TB 19	Downs	9	12:58	11:30	1:28	Fumble	JAX 34	4	13	-5	8	0	JAX 26	Downs
10	05:45	04:36	1:09	Punt	JAX 49	5	37	14	51	5	TB 1	Touchdown	10	08:18	05:45	2:33	Downs	TB 19	3	-6	0	-6	0	TB 13	Punt
													11	04:36	00:00	4:36	Kickoff	JAX 44	9	31	0	31	2	JAX 12	End Game

## WEEK 17: JAGUARS 26, PANTHERS 0

DECEMBER 31, 2023

JAGUARS													PANTHERS												
#	RECD	LOST	POSS	OBTAINED	BEGAN	PLAYS	YDS	PEN	NET	1ST	ENDED	GIVEN UP	#	RECD	LOST	POSS	OBTAINED	BEGAN	PLAYS	YDS	PEN	NET	1ST	ENDED	GIVEN UP
1	15:00	08:36	6:24	Kickoff	JAX 40	13	43	0	43	3	CAR 17	Field Goal	1	08:36	02:10	6:26	Kickoff	CAR 25	13	44	0	44	3	JAX 21	Downs
2	02:10	14:46	2:24	Downs	JAX 31	5	18	0	18	1	JAX 49	Punt	2	14:46	13:05	1:41	Punt	CAR 22	3	-8	0	-8	0	CAR 14	Punt
3	13:05	07:18	5:47	Punt	JAX 38	12	54	0	54	3	CAR 8	Field Goal	3	07:18	04:35	2:43	Kickoff	CAR 25	3	-8	-5	-13	0	CAR 12	Punt
4	04:35	02:45	1:50	Punt	JAX 40	6	54	0	54	1	CAR 6	Field Goal	4	02:45	01:48	0:57	Kickoff	CAR 25	3	0	0	0	0	CAR 25	Punt
5	01:48	00:48	1:00	Punt	JAX 27	3	-3	0	-3	0	JAX 24	Punt	5	00:48	00:20	0:28	Punt	CAR 42	3	6	0	6	0	CAR 48	Punt
6	00:20	00:00	0:20	Punt	JAX 20	1	-1	0	-1	0	JAX 20	End Half	6	15:00	12:47	2:13	Kickoff	CAR 25	3	7	0	7	0	CAR 32	Punt
7	12:47	11:56	0:51	Punt	JAX 34	2	66	0	66	1	JAX 38	Touchdown	7	11:56	10:24	1:32	Kickoff	CAR 25	3	8	0	8	0	CAR 33	Punt
8	10:24	03:00	7:24	Punt	JAX 17	12	52	15	67	4	CAR 16	Field Goal	8	03:00	09:53	8:07	Kickoff	CAR 25	14	50	-4	46	3	JAX 29	Downs
9	09:53	07:24	2:29	Downs	JAX 30	3	7	0	7	0	JAX 37	Punt	9	07:24	06:24	1:00	Punt	CAR 10	4	5	0	5	0	CAR 15	Downs
10	06:24	04:16	2:08	Downs	CAR 15	4	15	0	15	2	CAR 1	Touchdown	10	04:16	02:52	1:24	Kickoff	CAR 25	4	20	0	20	1	CAR 45	Interception
11	02:52	00:00	2:52	Interception	CAR 39	5	12	0	12	1	CAR 26	End Game													



# 2023 DRIVE CHARTS

WEEK 18: JAGUARS 20, TITANS 28

JANUARY 7, 2024

JAGUARS													TITANS												
#	RECD	LOST	POSS	OBTAINED	BEGAN	PLAYS	YDS	PEN	NET	1ST	ENDED	GIVEN UP	#	RECD	LOST	POSS	OBTAINED	BEGAN	PLAYS	YDS	PEN	NET	1ST	ENDED	GIVEN UP
1	15:00	09:45	5:15	Kickoff	JAX 25	11	49	0	49	3	TEN 26	Field Goal	1	09:45	05:57	3:48	Kickoff	TEN 25	7	75	0	75	4	JAX 28	Touchdown
2	05:57	03:54	2:03	Kickoff	JAX 28	3	13	-10	3	0	JAX 31	Punt	2	03:54	01:54	2:00	Punt	TEN 26	5	18	-5	13	1	TEN 39	Punt
3	01:54	12:24	4:30	Punt	JAX 12	7	93	-5	88	3	JAX 41	Touchdown	3	12:24	08:27	3:57	Kickoff	TEN 25	8	75	0	75	4	JAX 18	Touchdown
4	08:27	06:33	1:54	Kickoff	JAX 24	3	7	5	12	1	JAX 36	Interception	4	06:33	03:03	3:30	Interception	JAX 36	6	31	5	36	3	JAX 3	Touchdown
5	03:03	01:06	1:57	Kickoff	JAX 20	5	38	-5	33	2	TEN 47	Interception	5	01:06	00:22	0:44	Interception	TEN 38	6	0	0	0	1	TEN 44	Downs
6	00:22	00:00	0:22	Downs	TEN 38	4	26	0	26	2	TEN 12	Field Goal	6	15:00	12:45	2:15	Kickoff	TEN 25	4	75	0	75	2	JAX 6	Touchdown
7	12:45	07:09	5:36	Kickoff	JAX 29	12	33	9	42	3	TEN 33	Downs	7	07:09	05:08	2:01	Downs	TEN 29	3	8	-5	3	0	TEN 32	Punt
8	05:08	14:55	5:13	Punt	JAX 37	10	63	0	63	4	TEN 14	Touchdown	8	14:55	12:09	2:46	Kickoff	TEN 25	5	18	0	18	1	TEN 43	Interception
9	12:09	07:13	4:56	Interception	TEN 28	9	32	-5	27	2	TEN 1	Downs	9	07:13	02:18	4:55	Downs	TEN 1	8	24	5	29	3	TEN 30	Punt
10	02:18	01:47	0:31	Punt	JAX 25	4	8	0	8	0	JAX 33	Downs	10	01:47	00:00	1:47	Downs	JAX 32	3	-3	0	-3	0	JAX 34	End Game



# 2023 INDIVIDUAL GAME-BY-GAME STATS: RUSHING

RUSHING:		TRAVIS ETIENNE JR.					TREVOR LAWRENCE					TANK BIGSBY				
DATE	OPP.	NO.	YDS	AVG	LG	TD	NO.	YDS	AVG	LG	TD	NO.	YDS	AVG	LG	TD
09/10	@ Indianapolis	18	77	4.3	26t	1	7	21	3.0	11	0	7	13	1.9	4	1
09/17	vs. Kansas City	12	40	3.3	9	0	5	26	5.2	18	0	0	0	0.0	--	0
09/24	vs. Houston	19	88	4.6	16	0	3	12	4.0	8	0	2	10	5.0	9	1
10/01	vs. Atlanta	20	55	2.8	7	0	8	42	5.3	22	0	3	10	3.3	6	0
10/08	@ Buffalo	26	136	5.2	35t	2	7	31	4.4	11	0	3	8	2.7	7	0
10/15	vs. Indianapolis	18	55	3.1	22t	2	3	15	5.0	8	0	3	2	0.7	3	0
10/19	@ New Orleans	14	53	3.8	17t	2	8	59	7.4	26	0	2	2	1.0	2	0
10/29	@ Pittsburgh	24	79	3.3	13	0	1	10	10.0	10	0	3	9	3.0	9	0
11/12	vs. San Francisco	9	35	3.9	16	0	2	7	3.5	4	0	3	5	1.7	3	0
11/19	vs. Tennessee	14	52	3.7	11	0	5	17	3.4	9t	2	9	21	2.3	6	0
11/26	@ Houston	20	56	2.8	20	0	2	0	0.0	1t	1	1	6	6.0	6	0
12/04	vs. Cincinnati	11	45	4.1	13	1	5	8	1.6	2	1	0	0	0.0	--	0
12/10	@ Cleveland	14	35	2.5	16	1	3	11	3.7	7	0	0	0	0.0	--	0
12/17	vs. Baltimore	10	31	3.1	7	0	4	41	10.3	13	0	1	-2	-2.0	-2	0
12/24	@ Tampa Bay	6	12	2.0	4	0	4	29	7.3	15	0	0	0	0.0	--	0
12/31	vs. Carolina	16	102	6.4	62t	2	ON INACTIVE LIST					10	32	3.2	12	0
01/07	@ Tennessee	16	57	3.6	12	0	3	10	3.3	8	0	3	16	5.3	8	0
<b>TOTALS</b>		<b>267</b>	<b>1,008</b>	<b>3.8</b>	<b>62T</b>	<b>11</b>	<b>70</b>	<b>339</b>	<b>4.8</b>	<b>26</b>	<b>4</b>	<b>50</b>	<b>132</b>	<b>2.6</b>	<b>12</b>	<b>2</b>

RUSHING:		D'ERNEST JOHNSON					C.J. BEATHARD					CALVIN RIDLEY				
DATE	OPP.	NO.	YDS	AVG	LG	TD	NO.	YDS	AVG	LG	TD	NO.	YDS	AVG	LG	TD
09/10	@ Indianapolis	1	-4	-4.0	-4	0	DID NOT PLAY (NON-INJURY)					0	0	0.0	--	0
09/17	vs. Kansas City	1	8	8.0	8	0	DID NOT PLAY (NON-INJURY)					0	0	0.0	--	0
09/24	vs. Houston	3	6	2.0	3	0	0	0	0.0	--	0	0	0	0.0	--	0
10/01	vs. Atlanta	1	-2	-2.0	-2	0	DID NOT PLAY (NON-INJURY)					0	0	0.0	--	0
10/08	@ Buffalo	0	0	0.0	--	0	DID NOT PLAY (NON-INJURY)					2	14	7.0	11	0
10/15	vs. Indianapolis	1	19	19.0	19	0	3	-2	-0.7	--	0	1	-4	-4.0	-4	0
10/19	@ New Orleans	0	0	0.0	--	0	DID NOT PLAY (NON-INJURY)					1	0	0.0	--	0
10/29	@ Pittsburgh	2	8	4.0	4	0	DID NOT PLAY (NON-INJURY)					0	0	0.0	--	0
11/12	vs. San Francisco	3	12	4.0	5	0	0	0	0.0	--	0	0	0	0.0	--	0
11/19	vs. Tennessee	7	20	2.9	9	0	0	0	0.0	--	0	1	18	18.0	18	0
11/26	@ Houston	7	19	2.7	7	0	DID NOT PLAY (NON-INJURY)					0	0	0.0	--	0
12/04	vs. Cincinnati	5	4	0.8	4	0	1	7	7.0	7	0	3	7	2.3	10	0
12/10	@ Cleveland	3	12	4.0	6	0	DID NOT PLAY (NON-INJURY)					0	0	0.0	--	0
12/17	vs. Baltimore	2	5	2.5	4	0	DID NOT PLAY (NON-INJURY)					0	0	0.0	--	0
12/24	@ Tampa Bay	1	2	2.0	2	0	1	6	6.0	6	0	1	-12	-12.0	-12	0
12/31	vs. Carolina	3	0	0.0	1	0	3	24	8.0	19	0	0	0	0.0	--	0
01/07	@ Tennessee	1	-1	-1.0	-1	0	DID NOT PLAY (NON-INJURY)					0	0	0.0	--	0
<b>TOTALS</b>		<b>41</b>	<b>108</b>	<b>2.6</b>	<b>19</b>	<b>0</b>	<b>8</b>	<b>35</b>	<b>4.4</b>	<b>19</b>	<b>0</b>	<b>9</b>	<b>23</b>	<b>2.6</b>	<b>18</b>	<b>0</b>

RUSHING:		CHRISTIAN KIRK					JAMAL AGNEW				
DATE	OPP.	NO.	YDS	AVG	LG	TD	NO.	YDS	AVG	LG	TD
09/10	@ Indianapolis	0	0	0.0	--	0	2	-2	-1.0	--	0
09/17	vs. Kansas City	0	0	0.0	--	0	0	0	0.0	--	0
09/24	vs. Houston	0	0	0.0	--	0	0	0	0.0	--	0
10/01	vs. Atlanta	0	0	0.0	--	0	ON INACTIVE LIST				
10/08	@ Buffalo	1	6	6.0	6	0	1	1	1.0	1	0
10/15	vs. Indianapolis	0	0	0.0	--	0	0	0	0.0	--	0
10/19	@ New Orleans	0	0	0.0	--	0	1	-1	-1.0	-1	0
10/29	@ Pittsburgh	0	0	0.0	--	0	0	0	0.0	--	0
11/12	vs. San Francisco	0	0	0.0	--	0	0	0	0.0	--	0
11/19	vs. Tennessee	0	0	0.0	--	0	INJURED RESERVE				
11/26	@ Houston	0	0	0.0	--	0	INJURED RESERVE				
12/04	vs. Cincinnati	0	0	0.0	--	0	INJURED RESERVE				
12/10	@ Cleveland	INJURED RESERVE					INJURED RESERVE				
12/17	vs. Baltimore	INJURED RESERVE					0	0	0.0	--	0
12/24	@ Tampa Bay	INJURED RESERVE					0	0	0.0	--	0
12/31	vs. Carolina	INJURED RESERVE					0	0	0.0	--	0
01/07	@ Tennessee	ON INACTIVE LIST					INJURED RESERVE				
<b>TOTALS</b>		<b>1</b>	<b>6</b>	<b>6.0</b>	<b>6</b>	<b>0</b>	<b>4</b>	<b>-2</b>	<b>-0.5</b>	<b>1</b>	<b>0</b>





# 2023 INDIVIDUAL GAME-BY-GAME STATS: RECEIVING

RECEIVING:		CALVIN RIDLEY					EVAN ENGRAM					CHRISTIAN KIRK				
DATE	OPP.	NO.	YDS	AVG	LG	TD	NO.	YDS	AVG	LG	TD	NO.	YDS	AVG	LG	TD
09/10	@ Indianapolis	8	101	12.6	29	1	5	49	9.8	26	0	1	9	9.0	9	0
09/17	vs. Kansas City	2	32	16.0	26	0	6	57	9.5	17	0	11	110	10.0	45	0
09/24	vs. Houston	3	40	13.3	21	0	7	67	9.6	28	0	4	54	13.5	26t	1
10/01	vs. Atlanta	2	38	19.0	30t	1	7	59	8.4	19	0	8	84	10.5	30	0
10/08	@ Buffalo	7	122	17.4	32	0	4	28	7.0	9	0	6	78	13.0	30	0
10/15	vs. Indianapolis	4	30	7.5	10	0	7	41	5.9	19	0	3	49	16.3	29t	1
10/19	@ New Orleans	1	5	5.0	5	0	5	45	9.0	21	0	6	90	15.0	44t	1
10/29	@ Pittsburgh	6	83	13.8	27	0	10	88	8.8	34	0	4	46	11.5	29	0
11/12	vs. San Francisco	2	20	10.0	11	0	4	12	3.0	6	0	6	104	17.3	39	0
11/19	vs. Tennessee	7	103	14.7	34	2	4	29	7.3	13	0	3	48	16.0	20	0
11/26	@ Houston	5	89	17.8	45	1	5	49	9.8	21	0	4	89	22.3	57	0
12/04	vs. Cincinnati	4	26	6.5	21	0	9	82	9.1	22t	1	1	26	26.0	26	0
12/10	@ Cleveland	4	53	13.3	16	0	11	95	8.6	23	2	INJURED RESERVE				
12/17	vs. Baltimore	5	39	7.8	13	0	4	28	7.0	11	0	INJURED RESERVE				
12/24	@ Tampa Bay	6	90	15.0	25	2	10	95	9.5	14	0	INJURED RESERVE				
12/31	vs. Carolina	4	39	9.8	14	0	6	60	10.0	22	0	INJURED RESERVE				
01/07	@ Tennessee	6	106	17.7	59t	1	10	79	7.9	17	1	ON INACTIVE LIST				
<b>TOTALS</b>		<b>76</b>	<b>1,016</b>	<b>13.4</b>	<b>59T</b>	<b>8</b>	<b>114</b>	<b>963</b>	<b>8.4</b>	<b>34</b>	<b>4</b>	<b>57</b>	<b>787</b>	<b>13.8</b>	<b>57</b>	<b>3</b>

RECEIVING:		TRAVIS ETIENNE JR.					ZAY JONES					JAMAL AGNEW				
DATE	OPP.	NO.	YDS	AVG	LG	TD	NO.	YDS	AVG	LG	TD	NO.	YDS	AVG	LG	TD
09/10	@ Indianapolis	5	27	5.4	10	0	5	55	11.0	18t	1	0	0	0.0	--	0
09/17	vs. Kansas City	2	2	1.0	3	0	0	0	0.0	--	0	1	5	5.0	5	0
09/24	vs. Houston	4	50	12.5	18	0	ON INACTIVE LIST					4	49	12.3	14	0
10/01	vs. Atlanta	3	17	5.7	8	0	ON INACTIVE LIST					ON INACTIVE LIST				
10/08	@ Buffalo	4	48	12.0	22	0	3	23	7.7	10	1	0	0	0.0	--	0
10/15	vs. Indianapolis	3	28	9.3	13	0	ON INACTIVE LIST					0	0	0.0	--	0
10/19	@ New Orleans	3	24	8.0	15	0	INACTIVE					4	36	9.0	14	0
10/29	@ Pittsburgh	3	70	23.3	56t	1	ON INACTIVE LIST					0	0	0.0	--	0
11/12	vs. San Francisco	2	9	4.5	5	0	ON INACTIVE LIST					0	0	0.0	--	0
11/19	vs. Tennessee	3	7	2.3	5	0	4	20	5.0	8	0	INJURED RESERVE				
11/26	@ Houston	4	30	7.5	12	0	1	10	10.0	10	0	INJURED RESERVE				
12/04	vs. Cincinnati	4	34	8.5	19	0	5	78	15.6	24	0	INJURED RESERVE				
12/10	@ Cleveland	4	37	9.3	18	0	5	29	5.8	12	0	INJURED RESERVE				
12/17	vs. Baltimore	4	28	7.0	13	0	5	59	11.8	36	0	2	70	35.0	65t	1
12/24	@ Tampa Bay	3	19	6.3	11	0	ON INACTIVE LIST					1	12	12.0	12	0
12/31	vs. Carolina	2	16	8.0	8	0	ON INACTIVE LIST					2	53	26.5	48	0
01/07	@ Tennessee	5	30	6.0	13	0	6	47	7.8	11	0	INJURED RESERVE				
<b>TOTALS</b>		<b>58</b>	<b>476</b>	<b>8.2</b>	<b>56T</b>	<b>1</b>	<b>34</b>	<b>321</b>	<b>9.4</b>	<b>36</b>	<b>2</b>	<b>14</b>	<b>225</b>	<b>16.1</b>	<b>65T</b>	<b>1</b>

RECEIVING:		LUKE FARRELL					D'ERNEST JOHNSON					PARKER WASHINGTON				
DATE	OPP.	NO.	YDS	AVG	LG	TD	NO.	YDS	AVG	LG	TD	NO.	YDS	AVG	LG	TD
09/10	@ Indianapolis	0	0	0.0	--	0	0	0	0.0	--	0	ON INACTIVE LIST				
09/17	vs. Kansas City	0	0	0.0	--	0	1	9	9.0	9	0	ON INACTIVE LIST				
09/24	vs. Houston	1	4	4.0	4	0	2	6	3.0	6	0	ON INACTIVE LIST				
10/01	vs. Atlanta	2	10	5.0	7	0	0	0	0.0	--	0	0	0	0.0	--	0
10/08	@ Buffalo	1	16	16.0	16	0	0	0	0.0	--	0	INJURED RESERVE				
10/15	vs. Indianapolis	0	0	0.0	--	0	0	0	0.0	--	0	INJURED RESERVE				
10/19	@ New Orleans	0	0	0.0	--	0	0	0	0.0	--	0	INJURED RESERVE				
10/29	@ Pittsburgh	1	5	5.0	5	0	0	0	0.0	--	0	INJURED RESERVE				
11/12	vs. San Francisco	0	0	0.0	--	0	2	28	14.0	15	0	INJURED RESERVE				
11/19	vs. Tennessee	2	21	10.5	14	0	1	34	34.0	34	0	0	0	0.0	--	0
11/26	@ Houston	3	55	18.3	42	0	1	42	42.0	42	0	0	0	0.0	--	0
12/04	vs. Cincinnati	1	9	9.0	9	0	1	5	5.0	5	0	6	61	10.2	18	1
12/10	@ Cleveland	0	0	0.0	--	0	2	16	8.0	10	0	2	27	13.5	19t	1
12/17	vs. Baltimore	1	28	28.0	28	0	0	0	0.0	--	0	4	12	3.0	6	0
12/24	@ Tampa Bay	0	0	0.0	--	0	0	0	0.0	--	0	2	19	9.5	13	0
12/31	vs. Carolina	1	7	7.0	7	0	0	0	0.0	--	0	1	2	2.0	2	0
01/07	@ Tennessee	0	0	0.0	--	0	0	0	0.0	--	0	1	11	11.0	11	0
<b>TOTALS</b>		<b>13</b>	<b>155</b>	<b>11.9</b>	<b>42</b>	<b>0</b>	<b>10</b>	<b>140</b>	<b>14.0</b>	<b>42</b>	<b>0</b>	<b>16</b>	<b>132</b>	<b>8.3</b>	<b>19T</b>	<b>2</b>



# 2023 INDIVIDUAL GAME-BY-GAME STATS: RECEIVING

RECEIVING:		TIM JONES					ELIJAH COOKS					BRENTON STRANGE				
DATE	OPP.	NO.	YDS	AVG	LG	TD	NO.	YDS	AVG	LG	TD	NO.	YDS	AVG	LG	TD
09/10	@ Indianapolis	0	0	0.0	--	0	ON INACTIVE LIST					0	0	0.0	--	0
09/17	vs. Kansas City	0	0	0.0	--	0	ON INACTIVE LIST					0	0	0.0	--	0
09/24	vs. Houston	2	11	5.5	6	0	ON INACTIVE LIST					2	7	3.5	4	0
10/01	vs. Atlanta	1	-1	-1.0	-1	0	ON INACTIVE LIST					0	0	0.0	--	0
10/08	@ Buffalo	0	0	0.0	--	0	ON INACTIVE LIST					0	0	0.0	--	0
10/15	vs. Indianapolis	0	0	0.0	--	0	0	0	0.0	--	0	2	27	13.5	17	1
10/19	@ New Orleans	2	17	8.5	13	0	0	0	0.0	--	0	0	0	0.0	--	0
10/29	@ Pittsburgh	0	0	0.0	--	0	0	0	0.0	--	0	0	0	0.0	--	0
11/12	vs. San Francisco	2	17	8.5	12	0	0	0	0.0	--	0	0	0	0.0	--	0
11/19	vs. Tennessee	0	0	0.0	--	0	ON INACTIVE LIST					0	0	0.0	--	0
11/26	@ Houston	0	0	0.0	--	0	ON INACTIVE LIST					0	0	0.0	--	0
12/04	vs. Cincinnati	0	0	0.0	--	0	ON INACTIVE LIST					ON INACTIVE LIST				
12/10	@ Cleveland	0	0	0.0	--	0	0	0	0.0	--	0	ON INACTIVE LIST				
12/17	vs. Baltimore	0	0	0.0	--	0	0	0	0.0	--	0	ON INACTIVE LIST				
12/24	@ Tampa Bay	3	32	10.7	15	0	3	38	12.7	23	0	0	0	0.0	--	0
12/31	vs. Carolina	0	0	0.0	--	0	0	0	0.0	--	0	1	1	1.0	1	0
01/07	@ Tennessee	1	7	7.0	7	0	0	0	0.0	--	0	0	0	0.0	--	0
<b>TOTALS</b>		<b>11</b>	<b>83</b>	<b>7.5</b>	<b>15</b>	<b>0</b>	<b>3</b>	<b>38</b>	<b>12.7</b>	<b>23</b>	<b>0</b>	<b>5</b>	<b>35</b>	<b>7.0</b>	<b>17</b>	<b>1</b>

RECEIVING:		TANK BIGSBY				
DATE	OPP.	NO.	YDS	AVG	LG	TD
09/10	@ Indianapolis	0	0	0.0	--	0
09/17	vs. Kansas City	0	0	0.0	--	0
09/24	vs. Houston	0	0	0.0	--	0
10/01	vs. Atlanta	0	0	0.0	--	0
10/08	@ Buffalo	0	0	0.0	--	0
10/15	vs. Indianapolis	1	6	6.0	6	0
10/19	@ New Orleans	0	0	0.0	--	0
10/29	@ Pittsburgh	0	0	0.0	--	0
11/12	vs. San Francisco	0	0	0.0	--	0
11/19	vs. Tennessee	0	0	0.0	--	0
11/26	@ Houston	0	0	0.0	--	0
12/04	vs. Cincinnati	0	0	0.0	--	0
12/10	@ Cleveland	0	0	0.0	--	0
12/17	vs. Baltimore	0	0	0.0	--	0
12/24	@ Tampa Bay	0	0	0.0	--	0
12/31	vs. Carolina	0	0	0.0	--	0
01/07	@ Tennessee	0	0	0.0	--	0
<b>TOTALS</b>		<b>1</b>	<b>6</b>	<b>6.0</b>	<b>6</b>	<b>0</b>









# 2023 INDIVIDUAL GAME-BY-GAME STATS: DEFENSIVE

DATE	OPP.	DAVON HAMILTON													JEREMIAH LEDBETTER													GREGORY JUNIOR												
		S	A	TK	TFL	TFLY	SK	SKY	INT	FR	FF	PR	PD	S	A	TK	TFL	TFLY	SK	SKY	INT	FR	FF	PR	PD	S	A	TK	TFL	TFLY	SK	SKY	INT	FR	FF	PR	PD			
09/10	@ Indianapolis	INJURED RESERVE													0 1 1 0 0 0.0 0.0 0 0 0 0 0													0 0 0 0 0 0.0 0.0 0 0 0 0 0												
09/17	vs. Kansas City	INJURED RESERVE													0 0 0 0 0 0.0 0.0 0 0 0 0 0													INJURED RESERVE												
09/24	vs. Houston	INJURED RESERVE													3 1 4 0 0 0.0 0.0 0 0 0 0 0													INJURED RESERVE												
10/01	vs. Atlanta	INJURED RESERVE													0 0 0 0 0 0.0 0.0 0 0 0 0 0													INJURED RESERVE												
10/08	@ Buffalo	INJURED RESERVE													0 0 0 0 0 0.0 0.0 0 0 0 1 0													INJURED RESERVE												
10/15	vs. Indianapolis	INJURED RESERVE - DESIGNATED FOR RETURN													0 3 3 0 0 0.0 0.0 0 0 0 0 0													INJURED RESERVE												
10/19	@ New Orleans	INJURED RESERVE - DESIGNATED FOR RETURN													0 3 3 0 0 0.0 0.0 0 0 0 0 0													INJURED RESERVE												
10/29	@ Pittsburgh	0 0 0 0 0 0.0 0.0 0 0 0 0 0													0 0 0 0 0 0.0 0.0 0 0 0 0 0													INJURED RESERVE - DESIGNATED FOR RETURN												
11/12	vs. San Francisco	0 1 1 0 0 0.0 0.0 0 0 0 0 0													0 2 2 0 0 0.0 0.0 0 0 0 0 0													1 1 2 0 0 0.0 0.0 0 0 0 0 0												
11/19	vs. Tennessee	ON INACTIVE LIST													0 1 1 0 0 0.0 0.0 0 0 0 0 0													0 0 0 0 0 0.0 0.0 0 0 0 0 0												
11/26	@ Houston	ON INACTIVE LIST													0 0 0 0 0 0.0 0.0 0 0 0 0 1													0 0 0 0 0 0.0 0.0 0 0 0 0 0												
12/04	vs. Cincinnati	0 1 1 0 0 0.0 0.0 0 0 0 0 0													0 1 1 0 0 0.0 0.0 0 0 0 0 0													5 1 6 2 0 0.0 0.0 0 0 0 0 1												
12/10	@ Cleveland	0 0 0 0 0 0.0 0.0 0 0 0 0 0													2 2 4 1 0 0.0 0.0 0 1 0 0 0													1 2 3 0 0 0.0 0.0 0 0 0 0 0												
12/17	vs. Baltimore	1 2 3 0 0 0.0 0.0 0 0 0 0 0													2 0 2 0 0 0.0 0.0 0 0 0 0 0													0 0 0 0 0 0.0 0.0 0 0 0 0 0												
12/24	@ Tampa Bay	3 0 3 1 4 0.0 0.0 0 0 0 0 0													0 1 1 0 0 0.0 0.0 0 0 0 0 0													ON INACTIVE LIST												
12/31	vs. Carolina	0 0 0 0 0 0.0 0.0 0 0 0 0 0													0 1 1 0 0 0.0 0.0 0 0 0 0 0													0 0 0 0 0 0.0 0.0 0 0 0 0 0												
01/07	@ Tennessee	3 1 4 0 0 0.0 0.0 0 0 0 0 0													0 1 1 0 0 0.0 0.0 0 0 0 0 0													0 0 0 0 0 0.0 0.0 0 0 0 0 0												
<b>TOTALS</b>		<b>7</b>	<b>5</b>	<b>12</b>	<b>1</b>	<b>4</b>	<b>0.0</b>	<b>0.0</b>	<b>0</b>	<b>0</b>	<b>0</b>	<b>0</b>	<b>0</b>	<b>0</b>	<b>7</b>	<b>17</b>	<b>24</b>	<b>1</b>	<b>0</b>	<b>0.0</b>	<b>0.0</b>	<b>0</b>	<b>1</b>	<b>0</b>	<b>1</b>	<b>1</b>	<b>7</b>	<b>4</b>	<b>11</b>	<b>2</b>	<b>0</b>	<b>0.0</b>	<b>0.0</b>	<b>0</b>	<b>0</b>	<b>0</b>	<b>0</b>	<b>1</b>		

DATE	OPP.	CHAD MUMA													TYLER LACY													BRENTON STRANGE												
		S	A	TK	TFL	TFLY	SK	SKY	INT	FR	FF	PR	PD	S	A	TK	TFL	TFLY	SK	SKY	INT	FR	FF	PR	PD	S	A	TK	TFL	TFLY	SK	SKY	INT	FR	FF	PR	PD			
09/10	@ Indianapolis	0 0 0 0 0 0.0 0.0 0 0 0 0 0													ON INACTIVE LIST													0 0 0 0 0 0.0 0.0 0 0 0 0 0												
09/17	vs. Kansas City	0 0 0 0 0 0.0 0.0 0 0 0 0 0													0 1 1 0 0 0.0 0.0 0 0 0 0 0													0 0 0 0 0 0.0 0.0 0 0 0 0 0												
09/24	vs. Houston	0 2 2 0 0 0.0 0.0 0 0 0 0 0													0 0 0 0 0 0.0 0.0 0 0 0 0 0													0 0 0 0 0 0.0 0.0 0 0 0 0 0												
10/01	vs. Atlanta	3 4 7 0 0 0.0 0.0 0 0 0 0 2													0 0 0 0 0 0.0 0.0 0 0 0 0 0													0 0 0 0 0 0.0 0.0 0 0 0 0 0												
10/08	@ Buffalo	2 1 3 0 0 0.0 0.0 0 0 0 0 0													1 0 1 0 0 0.0 0.0 0 0 0 0 0													0 0 0 0 0 0.0 0.0 0 0 0 0 0												
10/15	vs. Indianapolis	0 0 0 0 0 0.0 0.0 0 0 0 0 0													0 0 0 0 0 0.0 0.0 0 0 0 0 0													0 0 0 0 0 0.0 0.0 0 0 0 0 0												
10/19	@ New Orleans	0 0 0 0 0 0.0 0.0 0 0 0 0 0													1 0 1 0 0 0.0 0.0 0 0 0 0 0													0 0 0 0 0 0.0 0.0 0 0 0 0 0												
10/29	@ Pittsburgh	0 0 0 0 0 0.0 0.0 0 0 0 0 0													ON INACTIVE LIST													0 0 0 0 0 0.0 0.0 0 0 0 0 0												
11/12	vs. San Francisco	0 0 0 0 0 0.0 0.0 0 0 0 0 0													0 3 3 0 0 0.0 0.0 0 0 0 1 0													0 0 0 0 0 0.0 0.0 0 0 0 0 0												
11/19	vs. Tennessee	0 0 0 0 0 0.0 0.0 0 0 0 0 0													1 1 2 0 0 0.0 0.0 0 0 0 0 0													0 0 0 0 0 0.0 0.0 0 0 0 0 0												
11/26	@ Houston	0 0 0 0 0 0.0 0.0 0 0 0 0 0													0 0 0 0 0 0.0 0.0 0 0 0 0 0													0 0 0 0 0 0.0 0.0 0 0 0 0 0												
12/04	vs. Cincinnati	0 0 0 0 0 0.0 0.0 0 0 0 0 0													0 0 0 0 0 0.0 0.0 0 0 0 0 0													ON INACTIVE LIST												
12/10	@ Cleveland	0 0 0 0 0 0.0 0.0 0 0 0 0 0													0 0 0 0 0 0.0 0.0 0 0 0 1 1													ON INACTIVE LIST												
12/17	vs. Baltimore	0 0 0 0 0 0.0 0.0 0 0 0 0 0													0 1 1 0 0 0.0 0.0 0 0 0 0 0													ON INACTIVE LIST												
12/24	@ Tampa Bay	0 0 0 0 0 0.0 0.0 0 0 0 0 0													2 0 2 1 4 0.0 0.0 0 0 0 0 0													0 0 0 0 0 0.0 0.0 0 0 0 0 0												
12/31	vs. Carolina	0 0 0 0 0 0.0 0.0 0 0 0 0 0													0 1 1 0 0 0.0 0.0 0 0 0 0 0													0 0 0 0 0 0.0 0.0 0 0 0 0 0												
01/07	@ Tennessee	0 0 0 0 0 0.0 0.0 0 0 0 0 0													0 0 0 0 0 0.0 0.0 0 0 0 1 0													1 0 1 1 6 0.0 0.0 0 0 0 0 0												
<b>TOTALS</b>		<b>5</b>	<b>7</b>	<b>12</b>	<b>0</b>	<b>0</b>	<b>0.0</b>	<b>0.0</b>	<b>0</b>	<b>0</b>	<b>0</b>	<b>0</b>	<b>0</b>	<b>2</b>	<b>5</b>	<b>7</b>	<b>12</b>	<b>1</b>	<b>4</b>	<b>0.0</b>	<b>0.0</b>	<b>0</b>	<b>0</b>	<b>0</b>	<b>3</b>	<b>1</b>	<b>1</b>	<b>0</b>	<b>1</b>	<b>1</b>	<b>6</b>	<b>0.0</b>	<b>0.0</b>	<b>0</b>	<b>0</b>	<b>0</b>	<b>0</b>	<b>0</b>		

DATE	OPP.	YASIR ABDULLAH													DANIEL THOMAS																						
		S	A	TK	TFL	TFLY	SK	SKY	INT	FR	FF	PR	PD	S	A	TK	TFL	TFLY	SK	SKY	INT	FR	FF	PR	PD												
09/10	@ Indianapolis	0 0 0 0 0 0.0 0.0 0 0 0 0 0													0 0 0 0 0 0.0 0.0 0 0 0 0 0																						
09/17	vs. Kansas City	0 0 0 0 0 0.0 0.0 0 0 0 0 0													0 0 0 0 0 0.0 0.0 0 0 0 0 0																						
09/24	vs. Houston	0 0 0 0 0 0.0 0.0 0 0 0 0 0													0 0 0 0 0 0.0 0.0 0 0 0 0 0																						
10/01	vs. Atlanta	1 0 1 0 0 0.0 0.0 0 0 0 0 0													0 0 0 0 0 0.0 0.0 0 0 0 0 0																						
10/08	@ Buffalo	0 0 0 0 0 0.0 0.0 0 0 0 1 0													0 0 0 0 0 0.0 0.0 0 0 0 0 0																						
10/15	vs. Indianapolis	ON INACTIVE LIST													0 0 0 0 0 0.0 0.0 0 0 0 0 0																						
10/19	@ New Orleans	INACTIVE													0 0 0 0 0 0.0 0.0 0 0 0 0 0																						
10/29	@ Pittsburgh	ON INACTIVE LIST													0 0 0 0 0 0.0 0.0 0 0 0 0 0																						
11/12	vs. San Francisco	ON INACTIVE LIST													0 0 0 0 0 0.0 0.0 0 0 0 0 0																						
11/19	vs. Tennessee	ON INACTIVE LIST													0 0 0 0 0 0.0 0.0 0 0 0 0 0																						
11/26	@ Houston	ON INACTIVE LIST													0 0 0 0 0 0.0 0.0 0 0 0 0 0																						
12/04	vs. Cincinnati	ON INACTIVE LIST													0 0 0 0 0 0.0 0.0 0 0 0 0 0																						
12/10	@ Cleveland	ON INACTIVE LIST													0 0 0 0 0 0.0 0.0 0 0 0 0 0																						
12/17	vs. Baltimore	ON INACTIVE LIST													0 1 1 0 0 0.0 0.0 0 0 0 0 0																						
12/24	@ Tampa Bay	ON INACTIVE LIST													0 0 0 0 0 0.0 0.0 0 0 0 0 0																						
12/31	vs. Carolina	ON INACTIVE LIST													INJURED RESERVE																						
01/07	@ Tennessee	ON INACTIVE LIST													INJURED RESERVE																						
<b>TOTALS</b>		<b>1</b>	<b>0</b>	<b>1</b>	<b>0</b>	<b>0</b>	<b>0.0</b>	<b>0.0</b>	<b>0</b>	<b>0</b>	<b>0</b>	<b>0</b>	<b>1</b>	<b>0</b>	<b>0</b>	<b>1</b>	<b>1</b>	<b>0</b>	<b>0</b>	<b>0.0</b>	<b>0.0</b>	<b>0</b>	<b>0</b>	<b>0</b>	<b>0</b>	<b>0</b>	<b>0</b>	<b>0</b>	<b>0</b>	<b>0</b>	<b>0</b>	<b>0</b>	<b>0</b>	<b>0</b>	<b>0</b>	<b>0</b>	<b>0</b>



# 2023 GAME-BY-GAME TEAM OFFENSE

2023 REGULAR SEASON JAGUARS GAME-BY-GAME OFFENSE																		
	09/10	09/17	09/24	10/01	10/08	10/15	10/19	10/29	11/12	11/19	11/26	12/04	12/10	12/17	12/24	12/31	01/07	Totals
	@	KC	HOU	ATL	@	IND	@	@	SF	TEN	@	CIN	@	BAL	@	CAR	@	
	IND				BUF		NO	PIT			HOU		CLE		TB		TEN	
<b>FIRST DOWNS</b>																		
Total	20	18	22	16	29	17	18	20	12	24	22	23	20	16	23	16	20	<b>336</b>
Rushing	9	1	8	4	9	7	7	6	2	8	5	9	2	6	4	6	5	<b>98</b>
Passing	10	14	13	11	16	6	9	11	7	13	13	13	16	9	17	9	12	<b>199</b>
Penalty	1	3	1	1	4	4	2	3	3	3	4	1	2	1	2	1	3	<b>39</b>
<b>THIRD DOWNS</b>																		
Attempts	12	12	13	14	18	14	11	13	12	12	13	15	17	13	9	16	14	<b>228</b>
Converted	3	3	5	5	10	4	2	6	4	4	7	6	7	3	3	7	8	<b>87</b>
Percentage	25.0%	25.0%	38.5%	35.7%	55.6%	28.6%	18.2%	46.2%	33.3%	33.3%	53.8%	40.0%	41.2%	23.1%	33.3%	43.8%	57.1%	<b>38.2%</b>
<b>FOURTH DOWNS</b>																		
Attempts	3	2	1	2	0	1	2	0	1	4	0	2	1	3	3	1	3	<b>29</b>
Converted	1	0	0	1	0	1	1	0	0	3	0	2	0	2	1	1	0	<b>13</b>
Percentage	33.3%	0.0%	0.0%	50.0%	0	100.0%	50.0%	0	0.0%	75.0%	0	100.0%	0.0%	66.7%	33.3%	100.0%	0.0%	<b>44.8%</b>
<b>TOT. OFFENSE</b>																		
Net Yards	342	271	404	300	474	233	330	377	221	389	445	376	293	333	305	317	362	<b>5,772</b>
Plays	69	64	69	64	82	62	56	65	54	69	68	68	74	61	61	62	66	<b>1,114</b>
Avg./Play	5.0	4.2	5.9	4.7	5.8	3.8	5.9	5.8	4.1	5.6	6.5	5.5	4.0	5.5	5.0	5.1	5.5	<b>5.2</b>
<b>RUSHING</b>																		
Net Yards	105	74	116	105	196	85	113	106	59	128	81	71	58	75	37	155	82	<b>1,646</b>
Rush. Att.	35	18	27	32	40	29	26	30	17	36	30	25	20	17	13	35	23	<b>453</b>
Avg./Att.	3.0	4.1	4.3	3.3	4.9	2.9	4.3	3.5	3.5	3.6	2.7	2.8	2.9	4.4	2.8	4.4	3.6	<b>3.6</b>
<b>PASSING</b>																		
Net Yards	237	197	288	195	278	148	217	271	162	261	364	305	235	258	268	162	280	<b>4,126</b>
Attempts	32	42	42	30	37	30	30	32	32	32	38	39	50	43	44	24	43	<b>620</b>
Completions	24	23	29	23	25	20	21	24	18	24	23	31	28	25	28	17	29	<b>412</b>
Intercepted	1	0	1	0	0	1	0	1	2	0	1	0	3	0	2	0	2	<b>14</b>
Gross Yards	241	215	288	207	315	181	217	292	190	262	364	321	257	264	305	178	280	<b>4,377</b>
Sacked	2.0	4.0	0.0	2.0	5.0	3.0	0.0	3.0	5.0	1.0	0.0	4.0	4.0	1.0	4.0	3.0	0.0	<b>41.0</b>
Yards Lost	4	18	0	12	37	33	0	21	28	1	0	16	22	6	37	16	0	<b>251</b>
<b>ADVANCES</b>																		
Rushes	35	18	27	32	40	29	26	30	17	36	30	25	20	17	13	35	23	<b>453</b>
Completions	24	23	29	23	25	20	21	24	18	24	23	31	28	25	28	17	29	<b>412</b>
Totals	59	41	56	55	65	49	47	54	35	60	53	56	48	42	41	52	52	<b>865</b>
Total Drives	15	11	11	10	12	14	12	11	10	9	11	11	17	10	10	11	10	<b>195</b>
<b>PENALTIES</b>																		
Number	4	2	6	3	8	5	5	6	5	4	6	7	7	6	2	1	6	<b>83</b>
Yards	45	10	49	25	56	25	42	72	39	29	35	55	40	47	20	15	40	<b>644</b>
<b>FUMBLES</b>																		
Number	3	3	1	2	4	0	2	2	2	0	0	3	1	2	3	0	0	<b>28</b>
Lost	1	1	1	0	2	0	2	2	2	0	0	0	1	2	2	0	0	<b>16</b>
<b>PUNTING</b>																		
Yards	223	243	94	160	247	203	224	131	268	103	77	203	321	148	65	140	43	<b>2,893</b>
Punts	5	5	2	3	5	4	5	3	5	2	2	5	7	3	1	3	1	<b>61</b>
Net Avg.	40.6	47.0	37.0	53.3	43.6	47.5	44.8	37.0	43.6	44.0	38.5	38.4	43.1	48.3	59.0	43.7	43.0	<b>43.8</b>
Gross Avg.	44.6	48.6	47.0	53.3	49.4	50.8	44.8	43.7	53.6	51.5	38.5	40.6	45.9	49.3	65.0	46.7	43.0	<b>47.4</b>
<b>SCORING</b>																		
Points	31	9	17	23	25	37	31	20	3	34	24	31	27	7	12	26	20	<b>377</b>
Q1	7	0	0	7	11	0	7	6	0	7	3	7	0	0	0	3	3	<b>61</b>
Q2	7	6	0	10	0	21	10	3	3	6	10	7	7	0	0	6	10	<b>106</b>
Q3	3	0	10	0	0	10	7	8	0	14	8	14	7	7	6	10	0	<b>104</b>
Q4	14	3	7	6	14	6	7	3	0	7	3	3	13	0	6	7	7	<b>106</b>
OT	0	0	0	0	0	0	0	0	0	0	0	0	0	0	0	0	0	<b>0</b>
TD Rushing	2	0	1	0	2	2	2	0	0	2	1	2	1	0	0	2	0	<b>17</b>
TD Passing	2	0	1	1	1	2	1	1	0	2	1	2	3	1	2	0	2	<b>22</b>
TD KO Returns	0	0	0	0	0	0	0	0	0	0	0	0	0	0	0	0	0	<b>0</b>
TD Punt Returns	0	0	0	0	0	0	0	0	0	0	0	0	0	0	0	0	0	<b>0</b>
TD Sp. Teams	0	0	0	0	0	0	0	0	0	0	0	0	0	0	0	0	0	<b>0</b>
TD Def. Returns	0	0	0	1	0	0	1	0	0	0	0	0	0	0	0	0	0	<b>2</b>
FG Attempts	1	3	3	3	1	3	1	4	1	2	4	2	0	2	1	4	2	<b>37</b>
FG Made	1	3	1	3	1	3	1	4	1	2	3	1	0	0	0	4	2	<b>30</b>
Safety	0	0	0	0	0	0	0	0	0	0	0	0	0	0	0	0	0	<b>0</b>
2-Pt Attempts	0	0	0	0	1	0	0	1	0	0	1	0	1	0	2	0	0	<b>6</b>
2-Pt Made	0	0	0	0	1	0	0	1	0	0	1	0	0	0	0	0	0	<b>3</b>
Time of Possession	33:37	28:11	32:03	32:51	38:12	28:41	23:50	34:16	26:49	36:26	33:54	34:12	28:11	25:41	22:53	33:29	32:17	<b>525:33</b>



# 2023 GAME-BY-GAME TEAM DEFENSE

2023 REGULAR SEASON JAGUARS GAME-BY-GAME DEFENSE																			Totals
	09/10	09/17	09/24	10/01	10/08	10/15	10/19	10/29	11/12	11/19	11/26	12/04	12/10	12/17	12/24	12/31	01/07		
	@	KC	HOU	ATL	@	IND	@	@	SF	TEN	@	CIN	@	BAL	@	CAR	@		
	IND				BUF		NO	PIT			HOU		CLE		TB		TEN		
<b>FIRST DOWNS</b>																			
Total	18	19	15	17	18	18	25	17	20	12	19	27	16	25	22	7	19		314
Rushing	4	7	4	6	3	4	8	4	8	4	6	8	5	14	4	2	8		99
Passing	12	12	11	11	13	14	15	12	11	6	12	17	11	9	17	5	10		198
Penalty	2	0	0	0	2	0	2	1	1	2	1	2	0	2	1	0	1		17
<b>THIRD DOWNS</b>																			
Attempts	12	13	15	12	12	17	18	12	12	7	13	14	18	12	19	13	11		230
Converted	2	4	9	6	5	6	3	3	4	2	6	8	4	5	10	1	6		84
Percentage	16.7%	30.8%	60.0%	50.0%	41.7%	35.3%	16.7%	25.0%	33.3%	28.6%	46.2%	57.1%	22.2%	41.7%	52.6%	7.7%	54.5%		36.5%
<b>FOURTH DOWNS</b>																			
Attempts	5	2	0	1	0	6	6	2	2	1	1	2	3	1	2	6	1		41
Converted	1	2	0	0	0	3	4	0	1	1	0	1	3	1	1	3	0		21
Percentage	20.0%	100.0%	0	0.0%	0	50.0%	66.7%	0.0%	50.0%	100.0%	0.0%	50.0%	100.0%	100.0%	50.0%	50.0%	0.0%		51.2%
<b>TOT. OFFENSE</b>																			
Net Yards	280	399	366	287	388	354	407	261	437	235	352	491	389	396	335	124	327		5,828
Plays	69	64	56	57	54	75	87	64	60	38	58	72	74	69	73	53	55		1,078
Avg./Play	4.1	6.2	6.5	5.0	7.2	4.7	4.7	4.1	7.3	6.2	6.1	6.8	5.3	5.7	4.6	2.3	5.9		5.4
<b>RUSHING</b>																			
Net Yards	65	101	86	127	29	44	112	70	144	92	91	156	82	251	70	57	175		1,752
Rush. Att.	26	22	26	22	14	17	31	18	30	19	18	31	28	42	36	15	26		421
Avg./Att.	2.5	4.6	3.3	5.8	2.1	2.6	3.6	3.9	4.8	4.8	5.1	5.0	2.9	6.0	1.9	3.8	6.7		4.2
<b>PASSING</b>																			
Net Yards	215	298	280	160	359	310	295	191	293	143	261	335	307	145	265	67	152		4,076
Attempts	39	41	30	31	40	55	55	43	28	17	36	39	45	24	35	32	27		617
Completions	24	29	20	19	27	33	33	25	20	13	26	33	26	14	26	19	17		404
Intercepted	1	1	0	2	1	3	1	2	0	0	0	1	1	1	0	1	1		16
Gross Yards	223	305	280	191	359	329	301	211	302	158	304	347	311	171	283	112	168		4,355
Sacked	4.0	1.0	0.0	4.0	0.0	3.0	1.0	3.0	2.0	2.0	4.0	2.0	1.0	3.0	2.0	6.0	2.0		40.0
Yards Lost	8	7	0	31	0	19	6	20	9	15	43	12	4	26	18	45	16		279
<b>ADVANCES</b>																			
Rushes	26	22	26	22	14	17	31	18	30	19	18	31	28	42	36	15	26		421
Completions	24	29	20	19	27	33	33	25	20	13	26	33	26	14	26	19	17		404
Totals	50	51	46	41	41	50	64	43	50	32	44	64	54	56	62	34	43		825
Total Drives	14	10	11	10	12	13	14	12	11	9	10	12	17	10	11	10	10		196
<b>PENALTIES</b>																			
Number	4	12	8	3	11	6	3	6	7	7	7	6	8	6	6	3	5		108
Yards	35	94	75	50	109	46	34	52	90	66	49	35	75	54	44	24	29		961
<b>FUMBLES</b>																			
Number	2	4	0	1	2	1	1	2	0	2	0	0	2	0	0	0	1		18
Lost	2	2	0	1	1	1	0	0	0	2	0	0	2	0	0	0	0		11
<b>PUNTING</b>																			
Yards	208	193	173	271	258	143	169	257	141	214	192	33	412	129	101	297	144		3,335
Punts	5	4	4	5	6	3	4	6	3	4	4	1	8	3	2	6	3		71
Net Avg.	30.0	47.0	43.3	50.8	42.2	45.7	40.0	37.2	42.0	48.5	42.5	33.0	41.1	37.3	45.5	43.3	41.7		41.9
Gross Avg.	41.6	48.3	43.3	54.2	43.0	47.7	42.3	42.8	47.0	53.5	48.0	33.0	51.5	43.0	50.5	49.5	48.0		47.0
<b>SCORING</b>																			
Points	21	17	37	7	20	20	24	10	34	14	21	34	31	23	30	0	28		371
Q1	0	0	7	0	0	3	3	0	10	0	0	0	7	3	3	0	7		43
Q2	7	7	10	0	7	3	3	3	3	0	7	14	7	7	17	0	14		109
Q3	14	7	7	7	0	0	3	7	14	7	7	7	7	0	10	0	7		104
Q4	0	3	13	0	13	14	15	0	7	7	7	10	10	13	0	0	0		112
OT	0	0	0	0	0	0	0	0	0	0	0	3	0	0	0	0	0		3
TD Rushing	1	0	1	0	1	1	1	0	1	0	1	3	1	1	1	0	2		15
TD Passing	1	2	2	1	2	1	1	1	3	2	2	1	3	1	2	0	2		27
TD KO Returns	0	0	1	0	0	0	0	0	0	0	0	0	0	0	0	0	0		1
TD Punt Returns	0	0	0	0	0	0	0	0	0	0	0	0	0	0	0	0	0		0
TD Sp. Teams	0	0	0	0	0	0	0	0	0	0	0	0	0	0	0	0	0		0
TD Def. Returns	1	0	0	0	0	0	0	0	0	0	0	0	0	0	0	0	0		1
FG Attempts	0	1	3	0	0	2	4	2	2	0	2	3	1	3	3	0	0		26
FG Made	0	1	3	0	0	2	3	1	2	0	0	2	1	3	3	0	0		21
Safety	0	0	0	0	0	0	0	0	0	0	0	0	0	0	0	0	0		0
2-Pt Attempts	0	0	0	0	1	0	1	0	0	0	0	0	0	0	0	0	0		2
2-Pt Made	0	0	0	0	0	0	1	0	0	0	0	0	0	0	0	0	0		1
Time of Possession	26:23	31:49	27:57	27:09	21:48	31:19	36:10	25:44	33:11	23:34	26:06	34:03	31:49	34:19	37:07	26:31	27:43		502:42





# 2023 THIRD DOWN EFFICIENCY

JAGUARS												
Date	Opponent	3rd & 1	3rd & 2	3rd & 3	3rd & 4	3rd & 5	3rd & 6	3rd & 7	3rd & 8	3rd & 9	3rd & 10+	Total
09/10	@ Indianapolis	2 / 3	0 / 1	0 / 1	0 / 2	0 / 1	0 / 1	1 / 1	0 / 0	0 / 0	0 / 2	3 / 12
09/17	vs. Kansas City	0 / 0	0 / 1	0 / 0	1 / 2	1 / 2	1 / 2	0 / 1	0 / 0	0 / 0	0 / 4	3 / 12
09/24	vs. Houston	2 / 2	1 / 2	0 / 0	2 / 2	0 / 0	0 / 2	0 / 1	0 / 1	0 / 2	0 / 1	5 / 13
10/01	vs. Atlanta	0 / 1	1 / 3	1 / 1	1 / 1	0 / 3	1 / 1	1 / 1	0 / 0	0 / 1	0 / 2	5 / 14
10/08	@ Buffalo	2 / 3	0 / 1	0 / 0	2 / 3	3 / 3	1 / 1	1 / 1	0 / 1	0 / 1	1 / 4	10 / 18
10/15	vs. Indianapolis	2 / 3	0 / 1	0 / 0	0 / 2	0 / 0	1 / 1	0 / 1	0 / 0	0 / 1	1 / 5	4 / 14
10/19	@ New Orleans	0 / 1	0 / 1	1 / 2	0 / 0	0 / 1	0 / 1	1 / 1	0 / 1	0 / 0	0 / 3	2 / 11
10/29	@ Pittsburgh	2 / 2	0 / 1	1 / 1	1 / 1	1 / 1	0 / 0	1 / 1	0 / 0	0 / 1	0 / 5	6 / 13
11/12	vs. San Francisco	1 / 2	1 / 1	0 / 0	2 / 4	0 / 1	0 / 0	0 / 1	0 / 0	0 / 0	0 / 3	4 / 12
11/19	vs. Tennessee	0 / 1	1 / 2	1 / 2	0 / 1	0 / 1	0 / 0	1 / 2	0 / 0	0 / 1	1 / 2	4 / 12
11/26	@ Houston	2 / 2	0 / 0	0 / 0	0 / 0	1 / 1	1 / 1	0 / 2	1 / 1	0 / 0	2 / 6	7 / 13
12/04	vs. Cincinnati	3 / 5	0 / 1	0 / 1	0 / 1	0 / 0	1 / 1	1 / 1	0 / 0	1 / 2	0 / 3	6 / 15
12/10	@ Cleveland	1 / 2	2 / 3	1 / 1	1 / 2	0 / 0	1 / 1	0 / 0	0 / 1	0 / 1	1 / 6	7 / 17
12/17	vs. Baltimore	1 / 1	1 / 2	0 / 0	1 / 1	0 / 0	0 / 3	0 / 0	0 / 1	0 / 0	0 / 5	3 / 13
12/24	@ Tampa Bay	0 / 1	0 / 0	0 / 1	0 / 0	0 / 0	1 / 1	1 / 1	0 / 1	0 / 0	1 / 4	3 / 9
12/31	vs. Carolina	2 / 2	0 / 0	0 / 1	1 / 2	2 / 6	1 / 2	0 / 0	0 / 0	0 / 1	1 / 2	7 / 16
01/07	@ Tennessee	2 / 3	2 / 3	0 / 1	0 / 0	1 / 1	2 / 2	0 / 2	0 / 0	1 / 1	0 / 1	8 / 14
<b>TOTALS</b>		<b>22 / 34</b>	<b>9 / 23</b>	<b>5 / 12</b>	<b>12 / 24</b>	<b>9 / 21</b>	<b>11 / 20</b>	<b>8 / 17</b>	<b>1 / 7</b>	<b>2 / 12</b>	<b>8 / 58</b>	<b>87 / 228</b>
		<b>64.7%</b>	<b>39.1%</b>	<b>41.7%</b>	<b>50.0%</b>	<b>42.9%</b>	<b>55.0%</b>	<b>47.1%</b>	<b>14.3%</b>	<b>16.7%</b>	<b>13.8%</b>	<b>38.2%</b>

OPPONENT												
Date	Opponent	3rd & 1	3rd & 2	3rd & 3	3rd & 4	3rd & 5	3rd & 6	3rd & 7	3rd & 8	3rd & 9	3rd & 10+	Total
09/10	@ Indianapolis	1 / 2	1 / 2	0 / 1	0 / 0	0 / 0	0 / 0	0 / 0	0 / 2	0 / 1	0 / 4	2 / 12
09/17	vs. Kansas City	0 / 1	0 / 0	2 / 2	0 / 0	0 / 0	1 / 2	0 / 2	0 / 0	0 / 0	1 / 6	4 / 13
09/24	vs. Houston	4 / 4	2 / 2	1 / 1	0 / 0	1 / 2	1 / 1	0 / 1	0 / 1	0 / 1	0 / 2	9 / 15
10/01	vs. Atlanta	0 / 1	0 / 1	0 / 0	1 / 1	0 / 0	2 / 2	1 / 1	1 / 1	1 / 3	0 / 2	6 / 12
10/08	@ Buffalo	2 / 2	1 / 2	0 / 1	1 / 1	0 / 0	1 / 2	0 / 1	0 / 0	0 / 0	0 / 3	5 / 12
10/15	vs. Indianapolis	2 / 3	3 / 4	0 / 1	0 / 0	1 / 2	0 / 1	0 / 2	0 / 0	0 / 0	0 / 4	6 / 17
10/19	@ New Orleans	0 / 1	1 / 2	1 / 2	1 / 3	0 / 2	0 / 4	0 / 1	0 / 1	0 / 0	0 / 2	3 / 18
10/29	@ Pittsburgh	0 / 0	2 / 4	1 / 1	0 / 0	0 / 1	0 / 1	0 / 2	0 / 0	0 / 0	0 / 3	3 / 12
11/12	vs. San Francisco	0 / 0	1 / 1	0 / 2	0 / 1	0 / 0	1 / 2	0 / 0	1 / 1	1 / 1	0 / 4	4 / 12
11/19	vs. Tennessee	0 / 0	0 / 1	1 / 1	0 / 0	0 / 1	0 / 0	1 / 4	0 / 0	0 / 0	0 / 0	2 / 7
11/26	@ Houston	3 / 4	0 / 0	0 / 0	1 / 1	0 / 0	1 / 2	0 / 0	1 / 1	0 / 2	0 / 3	6 / 13
12/04	vs. Cincinnati	3 / 3	1 / 1	0 / 1	2 / 2	1 / 1	0 / 0	0 / 1	0 / 2	0 / 0	1 / 3	8 / 14
12/10	@ Cleveland	2 / 4	0 / 0	1 / 2	0 / 1	0 / 1	0 / 1	1 / 3	0 / 0	0 / 1	0 / 5	4 / 18
12/17	vs. Baltimore	3 / 3	0 / 0	0 / 0	0 / 0	0 / 1	1 / 1	0 / 5	0 / 0	0 / 1	1 / 1	5 / 12
12/24	@ Tampa Bay	0 / 0	1 / 1	0 / 1	0 / 0	2 / 3	2 / 3	3 / 3	1 / 1	1 / 2	0 / 5	10 / 19
12/31	vs. Carolina	0 / 0	1 / 2	0 / 2	0 / 1	0 / 1	0 / 1	0 / 2	0 / 2	0 / 0	0 / 2	1 / 13
01/07	@ Tennessee	1 / 1	1 / 1	0 / 0	0 / 0	1 / 1	2 / 2	1 / 2	0 / 0	0 / 0	0 / 4	6 / 11
<b>TOTALS</b>		<b>21 / 29</b>	<b>15 / 24</b>	<b>7 / 18</b>	<b>6 / 11</b>	<b>6 / 16</b>	<b>12 / 25</b>	<b>7 / 30</b>	<b>4 / 12</b>	<b>3 / 12</b>	<b>3 / 53</b>	<b>84 / 230</b>
		<b>72.4%</b>	<b>62.5%</b>	<b>38.9%</b>	<b>54.5%</b>	<b>37.5%</b>	<b>48.0%</b>	<b>23.3%</b>	<b>33.3%</b>	<b>25.0%</b>	<b>5.7%</b>	<b>36.5%</b>





# 2023 FOURTH DOWN EFFICIENCY

Date	Opponent	JAGUARS						OPPONENT					
		4th & 1	4th & 2	4th & 3	4th & 4	4th & 5+	Total	4th & 1	4th & 2	4th & 3	4th & 4	4th & 5+	Total
09/10	at Indianapolis	0 / 2	1 / 1	0 / 0	0 / 0	0 / 0	1 / 3	0 / 3	0 / 0	0 / 0	0 / 1	1 / 1	1 / 5
09/17	Kansas City	0 / 0	0 / 0	0 / 0	0 / 0	0 / 2	0 / 2	1 / 1	1 / 1	0 / 0	0 / 0	0 / 0	2 / 2
09/24	Houston	0 / 0	0 / 0	0 / 0	0 / 0	0 / 1	0 / 1	0 / 0	0 / 0	0 / 0	0 / 0	0 / 0	0 / 0
10/01	Atlanta	1 / 2	0 / 0	0 / 0	0 / 0	0 / 0	1 / 2	0 / 0	0 / 0	0 / 1	0 / 0	0 / 0	0 / 1
10/08	at Buffalo	0 / 0	0 / 0	0 / 0	0 / 0	0 / 0	0 / 0	0 / 0	0 / 0	0 / 0	0 / 0	0 / 0	0 / 0
10/15	Indianapolis	1 / 1	0 / 0	0 / 0	0 / 0	0 / 0	1 / 1	1 / 1	1 / 1	0 / 0	0 / 0	1 / 4	3 / 6
10/19	at New Orleans	0 / 1	1 / 1	0 / 0	0 / 0	0 / 0	1 / 2	2 / 2	1 / 2	1 / 1	0 / 0	0 / 1	4 / 6
10/29	at Pittsburgh	0 / 0	0 / 0	0 / 0	0 / 0	0 / 0	0 / 0	0 / 0	0 / 1	0 / 0	0 / 0	0 / 1	0 / 2
11/12	San Francisco	0 / 0	0 / 0	0 / 0	0 / 0	0 / 1	0 / 1	0 / 0	0 / 0	0 / 0	0 / 0	1 / 2	1 / 2
11/19	Tennessee	2 / 2	0 / 0	0 / 0	1 / 1	0 / 1	3 / 4	1 / 1	0 / 0	0 / 0	0 / 0	0 / 0	1 / 1
11/26	at Houston	0 / 0	0 / 0	0 / 0	0 / 0	0 / 0	0 / 0	0 / 1	0 / 0	0 / 0	0 / 0	0 / 0	0 / 1
12/04	Cincinnati	2 / 2	0 / 0	0 / 0	0 / 0	0 / 0	2 / 2	0 / 0	0 / 0	1 / 2	0 / 0	0 / 0	1 / 2
12/10	at Cleveland	0 / 0	0 / 0	0 / 1	0 / 0	0 / 0	0 / 1	2 / 2	0 / 0	1 / 1	0 / 0	0 / 0	3 / 3
12/17	Baltimore	0 / 0	1 / 1	0 / 0	1 / 1	0 / 1	2 / 3	0 / 0	0 / 0	1 / 1	0 / 0	0 / 0	1 / 1
12/24	at Tampa Bay	1 / 1	0 / 0	0 / 0	0 / 0	0 / 2	1 / 3	0 / 0	1 / 2	0 / 0	0 / 0	0 / 0	1 / 2
12/31	Carolina	1 / 1	0 / 0	0 / 0	0 / 0	0 / 0	1 / 1	0 / 0	1 / 1	1 / 1	0 / 0	1 / 4	3 / 6
01/07	at Tennessee	0 / 1	0 / 1	0 / 0	0 / 0	0 / 1	0 / 3	0 / 0	0 / 0	0 / 0	0 / 0	0 / 1	0 / 1
<b>TOTALS</b>		<b>8 / 13</b>	<b>3 / 4</b>	<b>0 / 1</b>	<b>2 / 2</b>	<b>0 / 9</b>	<b>13 / 29</b>	<b>7 / 11</b>	<b>5 / 8</b>	<b>5 / 7</b>	<b>0 / 1</b>	<b>4 / 14</b>	<b>21 / 41</b>
		<b>61.5%</b>	<b>75.0%</b>	<b>0.0%</b>	<b>100.0%</b>	<b>0.0%</b>	<b>44.8%</b>	<b>63.6%</b>	<b>62.5%</b>	<b>71.4%</b>	<b>0.0%</b>	<b>28.6%</b>	<b>51.2%</b>

