

SEPTEMBER 28, 2025
REGULAR SEASON WEEK 4



JAGUARS

AT

49ERS



JAGUARS FOOTBALL | DUUVAL | JACKSONVILLE, FL



JOHN DEVER | Senior Vice President and Chief Communications Officer | DeverJ@nfl.jaguars.com
AMANDA HOLT | Senior Director of Football Communications | HoltAF@nfl.jaguars.com
DYLAN MORTON | Senior Director of Football Communications | MortonD@nfl.jaguars.com
LYNDSAY ROSSMAN | Director of Business Communications | RossmanL@nfl.jaguars.com
EMILY MEARS | Public Relations Coordinator | MearsE@nfl.jaguars.com
CLINT COHEN | Public Relations Coordinator | CohenC@nfl.jaguars.com

@Jaguars
 @JaguarsPR
 Jaguars.com



JACKSONVILLE JAGUARS AT SAN FRANCISCO 49ERS / SEPTEMBER 28 / 4:05 P.M. ET



CALIFORNIA DREAMING

The Jacksonville Jaguars begin their NFC West slate of games with a road matchup against the San Francisco 49ers in Week 4. The Jaguars are 2-5 all-time against the 49ers.

Jacksonville improved to 2-1 and started its divisional play 1-0 with a 17-10 win over the Houston Texans in Week 3. This is the Jaguars best start through the first three weeks of a season since 2022, when they also began 2-1 and won the AFC South.

This week's game is the first of four road trips to the West Coast for Jacksonville and the team's longest domestic trip of the season at approximately 4,693 round-trip miles. The Jaguars will travel the fourth-most miles in the NFL this season, logging 29,006 round-trip miles.



STILL ON TOP

With interceptions by **CB Jourdan Lewis** and **S Antonio Johnson** and a fumble forced by **CB Tyson Campbell** and recovered by **LB Devin Lloyd**, the Jaguars registered their third-straight game with three takeaways in Week 3 vs. Houston. This is the first time in franchise history that Jacksonville has produced three-or-more takeaways in three straight games.

Jacksonville remains first in the league in takeaways (nine) and interceptions (seven) through three weeks.



2025 TEAM TAKEAWAY LEADERS, NFL

Team	Takeaways
1. Jacksonville Jaguars	9
2. Pittsburgh Steelers	8
3. Minnesota Vikings	7

2025 TEAM INTERCEPTION LEADERS, NFL

Team	Interceptions
1. Jacksonville Jaguars	7
2. Seattle Seahawks	5
3. Carolina Panthers	4
Chicago Bears	4
Cincinnati Bengals	4
Indianapolis Colts	4

Jacksonville's seven interceptions in 2025 are tied for the third most in any three-game span in franchise history. They are also tied for the fourth most by any team in the first three games of a season in the last 20 seasons.

NUMBER TO KNOW: DUAL THREATS

2 OF 6

RB **Travis Etienne Jr.** and RB **Bhayshul Tuten** are two of six players in the NFL (RB James Conner, WR Deebo Samuel, RB Jonathan Taylor and RB Kyren Williams) to have a rushing touchdown and a receiving touchdown in 2025.

2025 REGULAR-SEASON SCHEDULE

Date	Opponent	Result/Time (TV)
Sun., Sept. 7	Carolina Panthers	W, 26-10
Sun., Sept. 14	at Cincinnati Bengals	L, 31-27
Sun., Sept. 21	Houston Texans	W, 17-10
Sun., Sept. 28	at San Francisco 49ers	4:05 p.m. (FOX)
Mon., Oct. 6	Kansas City Chiefs	8:15 p.m. (ESPN/ABC)
Sun., Oct. 12	Seattle Seahawks	1 p.m. (FOX)
Sun., Oct. 19	Los Angeles Rams (London)	9:30 a.m. (NFLN)
BYE		
Sun., Nov. 2	at Las Vegas Raiders	4:05 p.m. (FOX)
Sun., Nov. 9	at Houston Texans	1 p.m. (CBS)
Sun., Nov. 16	Los Angeles Chargers	1 p.m. (CBS)
Sun., Nov. 23	at Arizona Cardinals	4:05 p.m. (CBS)
Sun., Nov. 30	at Tennessee Titans	1 p.m. (CBS)
Sun., Dec. 7	Indianapolis Colts	1 p.m. (CBS)
Sun., Dec. 14	New York Jets	1 p.m. (CBS)
Sun., Dec. 21	at Denver Broncos	4:05 p.m. (FOX)
Sun., Dec. 28	at Indianapolis Colts	1 p.m. (FOX)
TBD	Tennessee Titans	TBD

BROADCAST

	Adam Amin (Play-by-Play) Mark Sanchez (Analyst) Kristina Pink (Sideline)
	Frank Frangie (Play-by-Play) Jeff Lageman (Analyst) Bucky Brooks (Sideline)
	Javier Carrero (Play-by-Play) Victor Cora (Analyst)

MEDIA SITE

The Jaguars' media website is NFLOMG.com. For customized access to the NFLOMG site, please utilize the username "jaguarsmedia" with the password "jaguarsmedia."

JAGUARS INFORMATION

WEEK 4 MEDIA SCHEDULE

TUESDAY, SEPTEMBER 23

PLAYERS DAY OFF – NO MEDIA AVAILABILITY

WEDNESDAY, SEPTEMBER 24

10:25 a.m.: Head Coach Liam Coen available in the media workroom

11:50 a.m.: Practice open to media

1:30 – 2:15 p.m.: Open locker room

2:15 p.m.: QB Trevor Lawrence available in the media workroom

THURSDAY, SEPTEMBER 25

10:10 a.m.: Offensive Coordinator Grant Udinski and Defensive Coordinator Anthony Campanile available in the media workroom

11:35 a.m.: Practice open to media

1:15 – 2 p.m.: Open locker room

FRIDAY, SEPTEMBER 26

10:30 a.m.: Head Coach Liam Coen available in the media workroom

11:35 a.m.: Practice open to media

1 p.m. – 1:45 p.m.: Open locker room

SATURDAY, SEPTEMBER 27

NO MEDIA AVAILABILITY

SUNDAY, SEPTEMBER 28

4:05 p.m.: Kickoff at San Francisco 49ers (FOX)

JAGUARS COMMUNICATIONS STAFF



John Dever
Sr. Vice President
and Chief
Communications
Officer




Amanda Holt
Sr. Director
of Football
Communications



Dylan Morton
Sr. Director
of Football
Communications



Lyndsay Rossman
Director of Business
Communications



Emily Mears
Public Relations
Coordinator



Clint Cohen
Public Relations
Coordinator

PRONUNCIATION GUIDE

Yasir Abdullah
LeQuint Allen Jr.
Dyami Brown
Chuma Edoga
Travis Etienne Jr.
Kahlef Hailassie
DaVon Hamilton
Jarrian Jones
Rayuan Lane III
Ross Maticsk
Patrick Mekari
Wyatt Milum
Foyesade Oluokun
Khalen Saunders Sr.
Dawuane Smoot
Danny Striggow
Bhayshul Tuten
Travon Walker

YA-seer
luh-KWINT
dee-AH-mee
chu-MA ee-doe-GAH
ETN
kah-LEAF hail-assie
DUH-von
JAR-ee-in
ray-ON
MATTA-sick
muh-CARE-ee
MY-lum
Foy-eh-sha-day oh-LOU-a-kin
KAWL-en
duh-WAHN
STRIG-oh
BAY-shal TOOT-en
TRAY-von

JAGUARS-49ERS SERIES

Head Coach: Kyle Shanahan (since 2017 • 73-62 • .541)

Stadium: Levi's Stadium (since 2014 • 68,500)

Regular Season Series: 2-5 (.285)

Postseason Series: 0-0 (.000)

Home Record: 2-3 (.400)

Road Record: 0-2 (.000)

Date	Location	Result	Attendance
Nov. 12, 2023	Jacksonville	L, 34-3	69,271
Nov. 21, 2021	Jacksonville	L, 30-10	60,268
Dec. 24, 2017	San Francisco	L, 44-33	70,133
Oct. 27, 2013	London	L, 42-10	83,559
Nov. 29, 2009	San Francisco	L, 20-3	69,732
Dec. 18, 2005	Jacksonville	W, 10-9	64,764
Sept. 12, 1999	Jacksonville	W, 41-3	68,678

NUMBERS TO KNOW

19

RB Travis Etienne Jr. scored a rushing touchdown in Week 3, the **19th** of his career to tie for fourth in franchise history. Etienne Jr. also now owns third place in franchise history in rushing yards (2,961), passing RB James Stewart (2,951).

3

LB Devin Lloyd recovered a fumble in the fourth quarter of last week's game. This is the **third** time in Lloyd's four-year career that he produced takeaways in back-to-back games, tied with Mike Peterson for most in franchise history by a linebacker.

2.0

DE Josh Hines-Allen recorded 0.5 sack in last week's game. He now has 53.5 career sacks, only needing **2.0** to pass DE Tony Brackens (55.0) to set the franchise record.

2

CB Jourdan Lewis recorded an interception in the fourth quarter of last week's game, becoming the third Jaguar in the last 20 seasons to have multiple interceptions (**two**) through the first three games of a season.

1

RB Bhayshul Tuten became the **first** rookie in franchise history to record a receiving and rushing touchdown within the first three games of his career by registering a rushing touchdown in Week 3.

JAGUARS REGULAR-SEASON RECORDS

Overall Record: 204-283

Home Record: 124-120

Away Record: 80-163

Record in September: 45-62

Record Under Head Coach Liam Coen: 2-1

Record Against the NFC West: 8-20

MEDIA SITE

The Jaguars' media website is NFLOMG.com. For customized access to the NFLOMG site, please utilize the username "jaguarsmedia" with the password "jaguarsmedia."



WHAT TO WATCH FOR

QB TREVOR LAWRENCE

- Needs **one** rushing touchdown to pass QB Mark Brunell (14) for the second-most rushing touchdowns by a quarterback in franchise history.
- Needs **56** completions to post the third-most in franchise history, passing QB David Garrard (1,406).
- Needs **17** passing touchdowns to pass QB David Garrard (89) for third place in franchise history in passing touchdowns.



WR BRIAN THOMAS JR.

- Needs **six** receptions to tie WR Allen Robinson II as the fastest player in franchise history to reach 100 career receptions (21 games).
- Aims for 21st consecutive game with at least **one first down reception**.

RB TRAVIS ETIENNE JR.

- Needs **39** rushing yards to reach 3,000 for his career.
- Needs **226** receiving yards to place third among running backs in franchise history, passing RB T.J. Yeldon (1,302).
- Needs **two touchdowns** (rushing or receiving) to take sole possession of seventh place all-time in touchdowns in franchise history, passing RB James Robinson and WR Allen Robinson II (22 total touchdowns).
- Needs **one** rushing touchdown to move into fourth place among running backs in franchise history, passing RB Stacey Mack (19).
- Aims for sixth consecutive game with at least **50 scrimmage yards** dating back to last season. Etienne Jr. currently ranks seventh in the NFL in scrimmage yards in 2025 (301).

RB BHAYSHUL TUTEN

- With a **touchdown**, Tuten would become the first Jaguars rookie running back to score a touchdown in three consecutive games since James Robinson in 2020 (Weeks 6-9; Week 8 BYE).



DE JOSH HINES-ALLEN

- Needs **2.0 sacks** to set the record for the most in franchise history (55.5), passing DE Tony Brackens (55.0). 23.0 of Hines-Allen's 53.5 sacks have come on the road.
- Needs **three** QB hits to produce his seventh straight season with at least 10 QB hits. Hines-Allen is one of five players in the AFC with six straight seasons of at least 10 QB hits.



DE TRAVON WALKER

- Aims for third consecutive game with at least **1.0 sack**. Walker has 17.5 sacks in his past 24 games played (since Week 16 of 2023), the third most in the league in that span.
- Aims for third consecutive road game with at least **1.0 sack**.
- Aims for fourth straight road game with at least **one QB hit**.
- Needs **2.5 sacks** to move into a tie for seventh place in franchise history (Kevin Hardy and Paul Spicer) in sacks (28.5).

CB JOURDAN LEWIS

- Aims for fourth consecutive game with at least **one pass defended**. Lewis currently leads the NFL with six passes defended and is tied for the league lead with two interceptions.



CB TYSON CAMPBELL

- Aims for fifth straight game with at least **one pass defended**, dating back to last season. In 2025, Campbell is tied-second in the league with five passes defended through three games.
- Needs **four passes defended** to reach seventh place in franchise history passing CB Jalen Ramsey (45). Campbell's 41 passes defended since 2021 are tied for the fourth-most in the AFC in the span.

JACKSONVILLE JAGUARS

- Aim for fourth consecutive game with at least **two takeaways**. The last time the Jaguars defense produced two or more turnovers in four straight games was in 2009. Jacksonville currently leads the NFL with nine takeaways.
- Aim for third straight game with at least **six passes defended**. The Jaguars defense has a league-leading 27 passes defended through Week 3.
- Aim for third consecutive game holding their opponent **under 100 yards rushing**.



JAGUARS IN THE COMMUNITY

JAGUARS KICK OFF HISPANIC HERITAGE MONTH

Throughout Hispanic Heritage Month (Sept. 15 - Oct. 15), the Jaguars recognize the rich cultural heritage and contributions of the Latino community around the NFL.

VERIZON YOUTH CAMP

Jaguars PREP and Verizon partnered to host the team's first Hispanic Heritage Month event of the year on Sept. 16, a surprise youth camp for approximately 150 students at San Jose Elementary School.

LB Dennis Gardeck, team mascot Jaxson de Ville and ROAR cheerleaders spoke to the students and helped guide them through fun football drills. Each student received ¡SOMOS DUUUUVAL! T-shirts to remember the special day.



LATINO YOUTH HONORS NOMINEES RECOGNIZED

Last week, the Jaguars named Diaris Morales and Edward Jordan as the team's 2025 Latino Youth Honors nominees.

Morales and Jordan are just two of 64 student-athletes to be recognized by the NFL for their outstanding efforts on the field, in the classroom and in the community. Here is what they had to say about the achievement:

"I'm Puerto Rican, so my heritage is very important to me," said Morales. "Everyone who lives there is very proud to be Puerto Rican. Everyone on my mom's side still lives there so I am very proud to represent where they are and where I was born."

"Being a Cuban, my mom was born in Cuba and came here on a boat with her family," said Jordan. "Being part of the Cuban-American community gives me the strength to go about my day, be strong and work hard."

In celebration of the nominations, the Jaguars hosted Morales and Jordan on the field at their Hispanic Heritage Month-themed game on Sept. 21. The two witnessed a thrilling 17-10 victory by the Jaguars over the divisional rival Houston Texans.



STADIUM OF THE FUTURE

STADIUM OF THE FUTURE



Upon the first shovels going into the ground, the path to progress on the Stadium of the Future was officially kicked off in February 2025. Over the next three years, the reimagining of the Jaguars home facility will be a testament to the Jaguars' commitment to Jacksonville's position as a world-class city, serving its people as the hub for sports, entertainment and community connection.

Through feedback from key stakeholders including Jaguars fans, the City of Jacksonville, the current stadium management company ASM, the athletic departments at the Universities of Florida and Georgia, TaxSlayer Gator Bowl leadership and prominent concert promoters who manage and decide where major stadium concerts are held throughout the year, the Jaguars designed a world-class facility that rivals any other.

The Stadium of the Future is a complement to the tremendous growth happening in Downtown Jacksonville, which includes the completion of riverfront parks, and the Four Seasons Hotel and Private Residences Jacksonville which will serve as the centerpiece of the adjacent Jacksonville Shipyards development.



STADIUM OF THE FUTURE

DESIGN HIGHLIGHTS


The key design features that stadium patrons would look forward to in the new facility include:

- A public subtropical Floridian nature park available for visitors and residents year-round to the elevated midlevel of the stadium on event days;
- Next generation transparent protective canopy providing sun, wind and rain protection, reducing heat retention by 70+ percent;
- Concourses that extend 360-degrees, four times wider than existing spaces, providing for convenient and safer movement of patrons attending sports, entertainment and special events;
- Flexible seating capacity from more than 63,000 to expand up to 70,000 to accommodate a range of professional and college sports, concerts and special events;
- A transformative environment creating distinctive event experiences through lighting and digital technology;
- Skyline and river views from lookout decks under a fritted roof membrane to introduce dispersed ambient light throughout the stadium interior;
- Increased seating options, including premium offerings from field to sky; and
- First-class interactive social bars, local food options and retail venues in communal spaces for all fans.

TIMELINE

Proposed timeline for the Stadium of the Future:

- **February 2025:** Construction began
- **Jaguars' 2025 season:** Jaguars play at EverBank Stadium with 60,000+ capacity
- **Jaguars' 2026 season:** Jaguars play at EverBank Stadium at a reduced capacity (approx. 43,500)
- **Jaguars' 2027 season:** Jaguars play one season away from Jacksonville (Location: Orlando or Gainesville)
- **August 2028:** Stadium of the Future opens



COACHING COMPARISON



**LIAM
COEN**



LIAM COEN	KYLE SHANAHAN	
2-1	RECORD AS A HEAD COACH	73-62
2-1	RECORD WITH CURRENT TEAM	73-62
2-1	OVERALL RECORD (REG. & POST.)	81-66
1ST	YEARS WITH CURRENT TEAM	9TH
1ST	YEARS AS A HEAD COACH	9TH
6TH	YEARS AS AN NFL COACH	22ND

**KYLE
SHANAHAN**



Liam Coen was named head coach of the Jacksonville Jaguars on January 24, 2025.

Coen arrives in Jacksonville after spending one season as the offensive coordinator for the Tampa Buccaneers (2024). In his lone season in Tampa Bay, he led the NFL's only offense that finished in the top five in yards per game (399.6), scoring (29.5), passing yards per game (250.4) and rushing yards per game (149.2). Under Coen's direction, the Buccaneers became the first team in NFL history to complete 70 percent of their passes and average over 5.0 yards per carry throughout an entire season, in addition to becoming just the second team in league history with 40-plus passing touchdowns and 5.0-plus yards per rush in a single season.

Tampa Bay's offense established a number of single-season franchise records under Coen, including completion percentage (71.5 percent), passer rating (106.8), yards per rush (5.3), rushing yards (2,536) and third-down conversion rate (50.9 percent). Coen oversaw a complete overhaul of the team's rushing attack, improving the NFL's worst-ranked rush offense in 2022 and 2023 to a ground game that finished third in yards per rush and fourth in rush yards per game in 2024. Coen's 2024 offense was one of three across the league to throw for 4,000-plus yards and rush for 2,000-plus yards last season, alongside the Baltimore Ravens and Detroit Lions.

Individually, Coen helped QB Baker Mayfield to career highs in passer rating (106.8), completion percentage (71.4 percent), passing touchdowns (41) and passing yards (4,500), which put him among a group of 10 quarterbacks in NFL history with 4,500-plus yards and 40-plus passing touchdowns in a single season. Additionally, Coen oversaw OL Tristan Wirfs' Pro Bowl and first-team Associated Press All-Pro season and WR Mike Evans' NFL-record-tying streak of 11 consecutive 1,000-yard receiving seasons. Mentored by Coen, RB Bucky Irving led all rookies in scrimmage yards (1,514), rushing yards (1,122) and rushing touchdowns (eight), while WR Jalen McMillan tied for second among this year's rookie class in receiving touchdowns (eight).

Coen brings 15 years of coaching experience to Jacksonville, including five years in the NFL. Before his stint with Tampa Bay, Coen served as the offensive coordinator and quarterbacks coach at the University of Kentucky for the 2023 and 2021 seasons during which he put forth two of the highest-scoring single seasons in school history. The 2021 Wildcats team amassed 56 total touchdowns while the 2023 Wildcats team scored 50 total touchdowns.

Prior to his most recent stint with the Wildcats, Coen was the Rams' offensive coordinator in 2022 after spending time as the club's assistant quarterbacks coach (2020) and assistant wide receivers coach (2018-19). Coen contributed to an offense that ranked among league leaders across those seasons in passing yards per game (248.1; sixth), third-down conversion rate (41.9 percent; eighth), and rushing touchdowns (77; fourth).

As assistant wide receivers coach in 2018, Coen helped guide Robert Woods and Brandin Cooks, who each topped 1,200 yards that season on the way to a Super Bowl appearance. The following year, Woods and Cooper Kupp each surpassed 1,100 receiving yards, marking the latter's first 1,000-yard campaign.

Prior to his time with the Rams, Coen spent two seasons as the offensive coordinator for the University of Maine (2016-17). He came to the University of Maine from the University of Massachusetts (2014-15), where he had served as the quarterbacks coach and passing game coordinator. Coen also spent three years as the quarterbacks coach at Brown University (2010, 2012-13) and one year as the quarterbacks coach and passing game coordinator at the University of Rhode Island (2011).

Prior to his coaching career, Coen played quarterback at the University of Massachusetts. He holds the program records for completions (830), attempts (1,302), completion percentage (63.7 percent), passing yards (11,031), yards per attempt (8.5), passing touchdowns (50) and passer rating (150.7). He graduated in 2008 with a degree in communications. A native of Wakefield, Rhode Island, Coen and his wife, Ashley, have two sons, Jackson and Callahan.

Kyle Shanahan was named the 20th head coach of the San Francisco 49ers on February 6, 2017.

Over the last eight seasons, he has posted a 72-62 record (8-4 in the postseason) and led the 49ers to three NFC West Division Titles (2019 & 2022-23), four trips to the NFC Championship Game and appearances in Super Bowl LIV and LVIII.

Shanahan has 21 seasons of coaching experience at the NFL level, including nine seasons as an offensive coordinator for the Atlanta Falcons (2015-16), Cleveland Browns (2014), Washington Redskins (2010-13) and Houston Texans (2008-09).

In six of his nine seasons as an offensive coordinator (2008-09, 2012-13 and 2015-16), and five as head coach of the 49ers (2019, 2021-24), Shanahan has directed an offense that ranked in the top 10 in the NFL in yards gained.

Shanahan led the 49ers offense in 2024 to a top five finish in the NFL in yards per game (376.3 - fourth) for the fifth time in his tenure with the 49ers.

In 2023, Shanahan guided the 49ers to their second-consecutive NFC West Division title, their eighth NFC Championship victory and an appearance in Super Bowl LVIII. The 2023 49ers featured five Associated Press First-Team All-Pro selections including Christian McCaffrey, who led the NFL in rushing yards in 2023, was named Associated Press Offensive Player of the Year as well as the PFWA Offensive Player of the Year.

In 2022, Shanahan led the 49ers to 12-consecutive wins after a 3-4 start, a second NFC West Division Title in four seasons and the team's second-consecutive appearance in the NFC Championship Game. The Niners saw four AP First-Team All-Pro selections in 2022 including DL Nick Bosa who was named Associated Press NFL Defensive Player of the Year after leading the NFL with a career-high 18.5 sacks.

The year prior, Shanahan guided the team to its second NFC Championship Game in two seasons (2021). The offense featured WR Deebo Samuel, who earned Associated Press First-Team All-Pro honors after totaling 1,770 scrimmage yards (1,405 receiving and 365 rushing).

The 2020 San Francisco 49ers were led by AP First-Team All-Pro and Pro Bowl selection LB Fred Warner, who registered a team-high 125 tackles. The 49ers defense allowed 314.4 yards per game, ranking fifth in the NFL.

In 2019, Shanahan led the 49ers to NFC West and Conference titles en route to a trip to Super Bowl LIV, winning Coach of the Year honors by Sporting News and NFC Coach of the Year by the Committee of 101 after leading the 49ers to a 13-3 regular season record, the NFC West Division Title and an appearance in Super Bowl LIV. San Francisco's nine-win improvement from 2018 to 2019 was the largest win improvement from one season to the next in franchise history.

In 2018, second-year TE George Kittle set a then NFL record for most receiving yards by a tight end in a single season (1,377).

In his first season as head coach in 2017, Shanahan led the team to a 6-10 record, which was a four-game improvement from the previous year.

Prior to being named head coach of the 49ers, Shanahan had 15 seasons of coaching experience at the NFL level with Atlanta (2015-16), Cleveland (2014), Washington (2010-13), Houston (2006-09) and Tampa Bay (2004-05).

Born December 14, 1979, in Minneapolis, MN, Shanahan played wide receiver at Duke University before transferring to the University of Texas in 2000, where he spent two seasons. He and his wife, Mandy, have three children – Stella, Carter and Lexi. Shanahan's father, Mike, was the head coach of the Denver Broncos (1995-2008) and Washington (2010-13), where he accumulated an overall win total of 178 victories (eight postseason), including victories in Super Bowls XXXII and XXXIII.



COORDINATORS



GRANT UDINSKI

OFFENSIVE COORDINATOR

NFL EXPERIENCE: 6 | JAGUARS EXPERIENCE: 1

Grant Udinski was hired as offensive coordinator on February 5, 2025. He enters his sixth season coaching in the NFL and spent the past three seasons (2022-24) with the Minnesota Vikings, most recently as assistant offensive coordinator/assistant quarterbacks coach.

Career Highlights

- Spent the 2024 season as assistant offensive coordinator/assistant quarterbacks coach for Minnesota, helping the team finish top 10 in the NFL in games of 20+ points (t-2nd; 15) passing yards per game (6th; 237.8), passing yards per play (7th; 7.38), points per game (9th; 25.4) and first downs per game (10th; 20.8).
- Helped Minnesota score 432 total points last season, their third-highest total in team history.
- Helped Vikings QB Sam Darnold, WR Justin Jefferson and T Brian O'Neil be named to the 2025 Pro Bowl Games. Jefferson was also voted a unanimous AP First-Team All-Pro.
- Helped QB Sam Darnold finish fifth in the NFL in passing yards (4,319) and passing TDs (35) and sixth in passer rating (102.5) in 2024. He also tied for the second-most games with a 100.0+ passer rating in a single season in NFL history (13). Darnold led the NFL in completions of 20+ yards with 62 and completions of 25+ yards with 41.
- In 2023, helped the Vikings finish in the top 10 in the NFL in passing yards per game (5th; 256.4), fourth-down percentage (t-6th; 58.62), passing yards per play (9th; 6.91) and first downs per game (10th; 20.0).
- Udinski entered the NFL ranks as coaching assistant with Carolina (2020-21) after serving as a graduate assistant at Baylor. Prior to his coaching career, Udinski played DE at Towson from 2016-18 after playing one season at Davidson (2015) as a TE.



NUMBER TO KNOW

425

The Jaguars' 425 rushing yards are the fifth most in the NFL in 2025.



ANTHONY CAMPANILE

DEFENSIVE COORDINATOR

NFL EXPERIENCE: 6 | JAGUARS EXPERIENCE: 1

Anthony Campanile (camp-uh-nell-ee) was hired as defensive coordinator on January 30, 2025, after spending 2024 as linebackers coach/running game coordinator with the Green Bay Packers. He enters his sixth season in the NFL and first as a defensive coordinator.

Career Highlights

- Helped the Packers defense rank third in yards allowed per rush (4.0), fourth in total points allowed (318), fifth in total defense (314.5) and seventh in rushing yards allowed per game (99.4) in 2024. It marked the first time the Packers allowed less than 100 rushing yards per game since 2016.
- Helped Miami rank fourth in the NFL in sacks (180.5), sixth in run defense (106.4 yards per game), tied-fifth in forced fumbles (56), and eighth in takeaways (96) and third-down defense (38.6 percent) in his four seasons as linebackers coach (2020-23).
- In 2023, the Dolphins ranked third in the league with a single-season franchise-record 56.0 sacks and were led by LB Bradley Chubb's 11.0 sacks. Chubb also tied for the NFL lead with a career-high six forced fumbles, becoming the first Dolphin to register 10.0+ sacks and 6+ forced fumbles in a season since LB Jason Taylor in 2006.
- Helped guide LB Jaelan Phillips to a franchise rookie record 8.5 sacks in 2021. Miami tied for the fifth most sacks in the NFL that year (48.0).
- In 2020, saw three of his linebackers register 5.0+ sacks. It was the first time in team history that Miami had three linebackers record 5.0+ sacks. The Dolphins ranked first in the NFL in takeaways (29) and third-down defense (31.2 percent) that season.



NUMBER TO KNOW

1

Jacksonville is first in the NFL in takeaways (9) and interceptions (7) in 2025.

- Prior to his time in the NFL, Campanile spent eight seasons coaching collegiately at Michigan (2019), Boston College (2016-18) and Rutgers (2012-15). He coached a wide variety of positions at the college level including LBs, DBs, WRs and TEs.
- Campanile played S and LB for Rutgers from 2002-04 then spent a season as a student assistant (2005) before coaching high school for six years (2006-11). He helped Don Bosco Prep (N.J.) earn consecutive state titles (2010-11) and a #1 national ranking (2011).



HEATH FARWELL

SPECIAL TEAMS COORDINATOR

NFL EXPERIENCE: 10 | JAGUARS EXPERIENCE: 4

Heath Farwell, enters his fourth season with the Jaguars as the team's special teams coordinator and his 10th year coaching in the NFL.

Career Highlights

- Farwell has produced at least one Pro Bowler in each of his three seasons with the Jaguars (LS Ross Maticcik, 2024-25; P Logan Cooke, 2025; WR Jamal Agnew, 2023).
- Helped Maticcik (first team in 2023 and second team in 2024) and Cooke (second team in 2024) earn AP All-Pro honors.
- Under Farwell, K Cam Little set rookie franchise records in field goals made (27) and points scored (108) in 2024 en route to a PFWA All-Rookie Team selection. Little's 93.1% field goal percentage is the highest in team history (min. 25 atts.).
- In 2024, Cooke set a career-high 44.8-yard net punting average to rank second in the NFL and ranked tied-fourth in the NFL in punts inside the 20 (34) in 2024.
- Last season, WR Parker Washington registered the longest punt return in franchise history, a 96-yarder in Week 7. The return was the longest in the NFL in 2024 and the team's first punt return touchdown since 2020.
- In 2023, he helped K Brandon McManus earn October AFC Special Teams Player of the Month honors after converting 12-of-12 field goals, four of which from at least 50 yards.
- Under Farwell's guidance in 2023, LS Ross Maticcik led all long snappers with eight solo tackles and P Logan Cooke set a franchise record of total punts inside the 20-yard line (162) after finishing with 29 during the 2023 season, passing P Bryan Barker (151).



NUMBER TO KNOW

44.2

The Jaguars' 44.2 net yards per punt since Farwell arrived in 2022 are an NFL high.

- Before coming to Jacksonville, Farwell spent the previous three seasons (2019-21) as Buffalo's special teams coordinator after stops with Carolina (assistant special teams, 2018) and Seattle (assistant special teams, 2016-17).
- In 2020, he assisted Bills P Corey Bojorquez who led the NFL in gross punting average (50.8), K Tyler Bass who set multiple team records, including points scored (141) and field goals in a single game (six), and WR Andre Roberts who led the NFL in yards per kick return (30.03) and earned Pro Bowl and Second-Team All-Pro recognition. The Bills held opponents to an average of 17.9 yards per kick return, the third least in the NFL in 2020.
- Prior to his coaching career, Farwell played linebacker for Minnesota (2005-10) and Seattle (2011-14). He served as the special teams captain when the Seahawks won Super Bowl XLVIII.



ASSISTANT COACHES



Shane Waldron
Pass Game Coordinator




Spencer Whipple
Quarterbacks Coach



Shaun Sarrett
Offensive Line Coach



Edgar Bennett
Wide Receivers Coach




Richard Angulo
Tight Ends Coach




Chad Morton
Running Backs Coach



John Van Dam
Offensive Pass Game Specialist



Tyler Tettleton
Assistant Wide Receivers Coach




Keli'i Kekuewa
Assistant Offensive Line/
Run Game Specialist




Trevor Mendelson
Offensive Assistant



Fred Walker
Offensive Assistant




Matt Edwards
Defensive Line Coach




Tem Lukabu
Linebackers Coach



Anthony Perkins
Defensive Backs Coach



Ron Milus
Secondary Coach



Derrick LeBlanc
Assistant Defensive Line Coach



Kevin Wilkins
Assistant Linebackers Coach



Drew Lascari
Assistant Defensive Backs Coach



Bill Sheridan
Senior Defensive Assistant



Mario Jeberael
Defensive Assistant



Luke Thompson
Assistant Special Teams Coach



CONNECTIONS

COLLEGE CONNECTIONS

49ERS

JAGUARS

CB Tatum Bethune (2022-23)		CB Jarrian Jones (2020-23)
CB Renardo Green (2019-23)		
TE Luke Farrell (2017-20)		DT DaVon Hamilton (2015-19)
DL Nick Bosa (2016-18)		
S Ji'Ayir Brown (2020-22)		WR Parker Washington (2020-22)
DL Yetur Gross-Matos (2017-19)		TE Brenton Strange (2019-22)
RB Isaac Guerendo (2018-22)		OL Cole Van Lanen (2016-20)
OL Matt Hennessy (2016-19)		CB Christian Braswell (2017-20)
DL Jordan Jefferson (2023)		WR Brian Thomas Jr. (2021-23)
DL Jordan Jefferson (2019-22)		DL Maason Smith (2021-23)
WR Ricky Pearsall (2019-21)		OL Wyatt Milum (2021-24)
CB Chase Lucas (2016-21)		DL B.J. Green II (2021-23)
WR Ricky Pearsall (2022-23)		LB Ventrell Miller (2018-22)
LB Curtis Robinson (2016-20)		OL Walker Little (2017-20)
TE Jake Tonges (2017-21)		OL Patrick Mekari (2015-18)
CB Upton Stout (2022-24)		S Kahlef Hailassie (2021-22)
TE Brayden Willis (2018-22)		OL Anton Harrison (2020-22)

PRO CONNECTIONS

49ERS

JAGUARS

DL Jordan Elliot (2020-23)		QB Nick Mullens (2021)
OL Matt Hennessy (2020-24)		OL Chuma Edoga (2022)
P Thomas Morstead (2021)		LB Foye Oluokun (2018-21)
WR Russell Gage (2018-21)		
WR Russell Gage (2022)		OL Robert Hainsey (2021-24)
LB Luke Gifford (2019-22)		CB Jourdan Lewis (2017-24)
P Thomas Morstead (2021; 2023-24)		OL Chuma Edoga (2019-21)
K Eddy Pinerio (2021)		
S Jason Pinnock (2021)		
DL Bryce Huff (2020-23)		
WR Skyy Moore (2022-24)		DT Khalen Saunders Sr. (2019-22)
WR Marquez Valdes-Scantling (2022-23)		
DB Siran Neal (2024)		TE Hunter Long (2021-22)
P Thomas Morstead (2022)		DL Emmanuel Ogbah (2020-24)
OL Austen Pleasants (2023)		DL Austin Johnson (2022-23)
RB Brian Robinson Jr. (2022-24)		WR Dyami Brown (2021-24)
WR Marquez Valdes-Scantling (2018-21)		OL Cole Van Lanen (2021)
LB Curtis Robinson (2021)		WR Tim Patrick (2017-23)
WR Marquez Valdes-Scantling (2024)		DE Dawuane Smoot (2024)
DL Austin Johnson (2024)		DL Austin Johnson (2024)
WR Marquez Valdes-Scantling (2024)		DT Khalen Saunders Sr. (2023-24)
LS Jon Weeks (2010-24)		S Eric Murray (2020-24)

JAGUARS CONNECTIONS TO CALIFORNIA

JAGUARS

HOMETOWN/SCHOOL

DT Arik Armstead	Elk Grove, Calif.
LB Devin Lloyd	Chula Vista, Calif.
S Kahlef Hailassie	Elk Grove, Calif.
TE Johnny Mundt	Modesto, Calif.
WR Tim Patrick	San Diego, Calif.
OL Jonah Monheim	Moorpark, Calif./Southern California (2020-24)
OL Patrick Mekari	Westlake Village, Calif./California (2015-18)
OL Walker Little	Stanford (2017-20)
OL Chuma Edoga	Southern California (2015-18)

JAGUARS NEW & OLD



San Francisco 49ers Defensive Coordinator Robert Saleh celebrates with then 49ers DT Arik Armstead, who played with the team from 2015-23. Prior to his time in San Francisco, Saleh served as the linebackers coach for the Jacksonville Jaguars (2014-16) under Head Coach Gus Bradley.

49ERS CONNECTIONS TO JAGUARS

49ERS

PREV. POSITION

Assistant Head Coach of Defense Gus Bradley	Head Coach (2013-16)
Defensive Coordinator Robert Saleh	Linebackers Coach (2014-16)
Special Teams Coordinator Brant Boyer	LB (1995-2000)
Defensive Passing Game Specialist Daniel Bullocks	Asst. Defensive Backs Coach (2016)
QB Mac Jones	QB (2024)
DL Jordan Jefferson	DT (2024)
TE Luke Farrell	TE (2021-24)

JAGUARS CONNECTIONS TO 49ERS

JAGUARS

PREV. POSITION

QB Nick Mullens	QB (2017-20)
DT Arik Armstead	DT (2015-23)
Linebackers Coach Tem Lukabu	Defensive Quality Control Coach (2016-17)



2025 DRAFT CLASS



WR/DB TRAVIS HUNTER

ROUND ONE (SECOND OVERALL) • COLORADO • 6'1" • 185 LB • SUWANEE, GA.

- Across three seasons with Colorado (2022-24) and one season at Jackson State (2021), Hunter posted 2,167 yards and 24 touchdowns on 171 receptions (12.7 yards per reception) at wide receiver, and 87 tackles (63 solo), 26 passes defended, nine interceptions for 99 yards and a touchdown, three tackles for loss, one forced fumble and one fumble recovery at cornerback.
- In his senior season (2024), Hunter recorded 1,258 yards and a program-high 15 receiving touchdowns on 96 receptions (13.1 ypr). It marked the second-most receptions and third-most receiving yards in a single season in CU history. Defensively, Hunter finished the season with 36 tackles (25 solo), 11 passes defended, four interceptions for 65 yards and one forced fumble.
- Led the Buffaloes in scoring with 96 points on 16 touchdowns (15 receiving and one rushing). His 16 touchdowns matched the eighth-highest single season total in program history. Hunter is just the fifth wide receiver in school history to lead Colorado in scoring.
- Set a program record with eight 100-yard receiving games in 2024 including a run of four straight to open the season. Had a streak of five straight games, dating back to 2023's season finale vs. Utah, a CU record.
- Hunter tallied 2,625 snaps across 2023 and 2024, leading the FBS in snaps for both seasons. In 2024, Hunter played 714 of 823 (86.8 percent) total snaps on offense and 748 of 902 (82.9 percent) snaps on defense. From scrimmage, he played 1,460 of 1,725 snaps (84.6 percent). No other FBS player played in more than 56 percent of his team's total snaps in 2024.

CRITICALLY ACCLAIMED

- In 2024, Hunter won eight major college football awards, including the Heisman Trophy.
- He earned National Player of the Year by the Associated Press and Sporting News, the Walter Camp Award, the Biletnikoff Award as the nation's best receiver, as well as the Bednarik Award and the Lott IMPACT Trophy for his defense.
- Hunter (2023-24) became the first repeat winner of the Paul Hornung Award, recognizing the nation's most versatile player.



BACK-TO-BACK

- After trades with the Vikings and Texans, the Jaguars had consecutive selections in the third round of the 2025 NFL draft.
- It was the fourth time in franchise history that the Jaguars had back-to-back picks in the NFL draft (2023 - 7th round, 2007 - 5th, 2002 - 7th).
- With the 88th overall pick, Jacksonville selected Tulane DB Caleb Ransaw before taking West Virginia OL Wyatt Millum with the next pick.



DB CALEB RANSAW
TULANE
88TH OVERALL



OL WYATT MILLUM
WEST VIRGINIA
89TH OVERALL



DB CALEB RANSAW

ROUND THREE (88TH OVERALL) • TULANE • 6'0" • 196 LB • HARVEST, ALA.

- Totaled 114 tackles, 10 tackles for loss, nine passes defended, one interception and 1.0 sack in 49 games played (31 starts) for Tulane (2024) and Troy (2021-23).
- In his lone season at Tulane in 2024, Ransaw totaled 33 tackles (24 solo), four tackles for loss, three passes defended and 1.0 sack in 11 starts, a performance that earned All-AAC Third Team honors.
- Ransaw was the first player drafted by the Jaguars from Tulane. He also became Tulane's highest-drafted defensive player since 1987.
- Across three seasons with Troy (2021-23), he played in 34 games and totaled 81 tackles (43 solo), three passes defended, one interception and one forced fumble.
- In 2022, Ransaw was Troy's top-rated tackler per Pro Football Focus, only missing two tackles all year.
- Cousin is former NFL CB Dre Kirkpatrick.



OL WYATT MILUM

ROUND THREE (89TH OVERALL) • WEST VIRGINIA • 6'6" • 317 LB • KENOVA, W.VA.

- Started 43-of-47 games at tackle during his career at West Virginia, including his final 42 games.
- Did not allow a single sack in his last two seasons with the Mountaineers.
- Earned Consensus First-Team All-American honors and was named Big 12 Offensive Lineman of the Year in 2024 after helping pave the way for the ninth-ranked rushing attack among Power Four schools.
- Opened holes for the Mountaineers to run for 140+ yards in 27 of his last 29 games. Helped the Mountaineers rush for 200-plus yards 18 times and 300-plus yards six times over his last three seasons (2022-24). Also helped the Mountaineers rush for 200-plus yards 18 times and 300-plus yards six times over his last three seasons (2022-24).
- Did not allow a single sack at Spring Valley H.S. (Huntington, W.Va.) and was a three-time all-state honoree.
- Had D1 baseball offers as a middle schooler before focusing on football in high school.



2025 DRAFT CLASS



RB BHAYSHUL TUTEN

ROUND FOUR (104TH OVERALL) • VIRGINIA TECH • 5'11" • 209 LB • PAULSBORO, N.J.

- Two-time All-ACC Second-Team selection (2023-24) at Virginia Tech after two years at North Carolina A&T.
- Produced 1,159 rushing yards (fourth in the ACC), 105.4 rushing yards per game (second in the ACC) and 17 total touchdowns in 2024. Eclipsed 100 rushing yards in six-of-11 games played (four against power four opponents, including the single-game rushing yards program record (266)).
- In 2023, totaled 1,633 all-purpose yards (863 rushing, 239 receiving, 550 kick return). Had two kick return touchdowns, earning Sporting News & College Football Network All-American honors as a kick returner.
- Rushed for over 1,500 yards and 15 touchdowns in two seasons at North Carolina A&T (2021-22).



LB JACK KISER

ROUND FOUR (107TH OVERALL) • NOTRE DAME • 6'2" • 231 LB • ROYAL CENTER, IND.

- Owns Notre Dame's school record for career games played (70).
- Totaled 275 tackles, 16 tackles for loss, 11 passes defended, 6.0 sacks, six forced fumbles, four interceptions (including two pick-sixes) and a blocked kick in six seasons with the Fighting Irish (2019-24).
- Served as a team captain and led the Fighting Irish with 90 tackles en route to a National Championship appearance in his final season (2024).
- Was named Notre Dame Special Teams Player of the Year in 2023.
- Won the 2018 Indiana Mr. Football Award as a senior at Pioneer Junior-Senior High School.



LB JALEN MCLEOD

ROUND SIX (184TH OVERALL) • AUBURN • 6'1" • 236 LB • WASHINGTON, D.C.

- Totaled 183 tackles, 36.5 tackles for loss, six forced fumbles, six passes defended, three fumble recoveries and two quarterback hits in 54 games played (26 starts) at Auburn (2023-24) and Appalachian State (2020-22).
- Had at least 5.5 sacks in each of his final three collegiate seasons (8.0 in 2024, 5.5 in '23 and 6.0 in '22).
- Set career highs in tackles (57), tackles for loss (13.5) and sacks (8.0) in 2024.
- Named Third-Team All-Sun Belt in 2022 after posting 41 tackles, 7.5 tackles for loss, 6.0 sacks, two forced fumbles, a fumble recovery and a pass defended.
- Won back-to-back state championships while at Friendship Collegiate Academy (Washington, D.C.).



DB RAYUAN LANE III

ROUND SIX (200TH OVERALL) • NAVY • 5'11" • 197 LB • JESSUP, M.D.

- Totaled 244 tackles, 21 passes defended, eight forced fumbles, eight tackles for loss, seven interceptions (two returned for touchdowns), three fumble recoveries and 1.5 sacks.
- Started 43-consecutive games, ending his career with the longest active streak in the FBS by a safety.
- Named All-AAC First-Team in 2024 after tallying 70 tackles, four passes defended, three forced fumbles and two interceptions, one returned for a touchdown. It marked his second consecutive season earning All-AAC honors.
- Named the College Football Network's Special Teams Player of Year in 2024.



OL JONAH MONHEIM

ROUND SEVEN (221ST OVERALL) • SOUTHERN CALIFORNIA • 6'5" • 310 LB • MOORPARK, CALIF.

- Appeared in 52 games (46 starts) in five years at USC (2020-24). Starts came at right tackle (18), left tackle (12), center (12), and right guard (four).
- Started all 12 games he appeared in at center in 2024, earned Third Team All-Big Ten honors and helped the Trojan offense rank top 10 nationally and first in the Big Ten (291.9 yards per game).
- Started all 13 games in 2023, primarily at left tackle, and earned Second Team All Pac-12 honors.
- Earned All-Pac-12 Honorable Mention honors in 2022 after he started all 14 games (11 at RT, 3 at RG) and helped protect USC QB Caleb Williams during his Heisman-winning campaign.



RB LEQUINT ALLEN JR.

ROUND SEVEN (236TH OVERALL) • SYRACUSE • 6'0" • 201 LB • MILLVILLE, N.J.

- Totaled 2,359 rushing yards and 26 touchdowns on 514 carries (4.59 avg.), along with 119 receptions for 848 yards and six touchdowns in 39 games (27 starts) over three years (2022-24) at Syracuse.
- Left the Orange with the 5th-most total touchdowns (32) in Syracuse history and the 9th-most rushing TDs.
- Posted consecutive 1,000-yard seasons (2023-24), becoming just the 6th player in program history to do so.
- Earned All-ACC honors at running back and all-purpose for a second straight season in 2024 after he ran for 1,021 yards and 16 touchdowns and set program records in receptions (64) and receiving yards (521) by an RB. Was one of just two players nationally with 1,000+ rushing yards and 500+ receiving yards.



2025 FREE AGENT CLASS

WR DYAMI BROWN

PREVIOUS TEAM: COMMANDERS • 6'0" • 195 LB

- Drafted by Washington in the third round (82nd overall) of the 2021 NFL Draft.
- Registered 59 career receptions for 784 yards (13.3 average) and four touchdowns in 63 games (10 starts) over four seasons with the Commanders.
- Set career highs in receptions (30) and receiving yards (308) in 2024, posting 20 receptions for 174 yards over his last eight games of the regular season.
- Played in all three of the Commanders' postseason contests in 2024, making two starts and recording 14 catches for 2a team-high 29 yards (16.4 avg.) and a touchdown.



OL CHUMA EDOGA

PREVIOUS TEAM: COWBOYS • 6'4" • 315 LB

- Drafted in the third round (92nd overall) by the New York Jets in 2019.
- Has appeared in 47 games with 23 starts over his career for the Jets (2019-21), Falcons (2022) and Cowboys (2023-24).
- Of his 23 career starts, 13 came at left tackle, seven at right tackle and three at left guard.
- Set career highs in games (17) and starts (six) in 2023 while helping block for the NFL's third-best passing offense (258.6 yards per game).



LB DENNIS GARDECK

PREVIOUS TEAM: CARDINALS • 6'0" • 232 LB


- Entered the NFL as an undrafted free agent with the Cardinals in 2018. Spent the first seven seasons of his career in Arizona.
- Has played in 96 games (17 starts) and recorded 107 tackles, 23 tackles for loss, 17.0 sacks, seven passes defended, three forced fumbles, three fumble recoveries and two interceptions as well as 47 tackles and a fumble recovery on special teams.
- Has five career games with 2.0+ sacks. Had a 3.0-sack game last season vs. LAR.



OL ROBERT HAINSEY

PREVIOUS TEAM: BUCCANEERS • 6'4" • 306 LB

- Selected in the third round (95th overall) of the 2021 NFL Draft by Tampa Bay.
- Has appeared in 60 games, making 35 starts at center, in his career. Has also appeared in five postseason contests with two starts.
- Played in all 17 games (one start) in 2024 after starting all 17 games the previous two years.
- Part of an offensive line in 2022 that allowed the least sacks (22) in the NFL and protected the second-best passing offense (269.8 ypg).



TE HUNTER LONG

PREVIOUS TEAM: RAMS • 6'5" • 243 LB

- Drafted by the Dolphins in the third round (81st overall) in 2021.
- Has played 37 regular-season games (five starts) for Miami (2021-22) and the Los Angeles Rams (2023-24).
- Also appeared in three postseason contests with the Dolphins (2022) and Rams (2024) and had a 13-yard catch.
- In 2024, played all 17 regular-season games (two starts) and had seven catches for 60 yards, both career highs.



CB JOURDAN LEWIS

PREVIOUS TEAM: COWBOYS • 5'10" • 190 LB

- Drafted by Dallas in the third round (92nd overall) in 2017.
- Has played in 115 regular season games (64 starts) over eight seasons with Dallas. Has also appeared in four postseason contests (one start).
- Career totals include 391 tackles, 45 passes defended, 12 tackles for loss, 10 interceptions, 9.5 sacks, nine fumble recoveries (including a 63-yard touchdown) and five forced fumbles.
- Set or matched career highs in games played (16), starts (13), tackles (78) and QB hits (three) last season.



2025 FREE AGENT CLASS

OL PATRICK MEKARI

PREVIOUS TEAM: RAVENS • 6'4" • 305 LB

- Originally signed by the Ravens as an undrafted rookie free agent in 2019.
- Played in 88 regular-season games with 53 starts as well as eight postseason games (five starts) in six seasons (2019-24) for Baltimore.
- Has started at all five positions on the offensive line during his NFL career.
- Started all 17 games for the Ravens in 2024, blocking for an offense that ranked first in the NFL in yards per game (424.9) and yards per play (6.8).



QB NICK MULLENS

PREVIOUS TEAM: VIKINGS • 6'0" • 210 LB

- Signed with San Francisco as an undrafted rookie in 2017 and has played in 33 career games (20 starts) with SF (2017-20), CLE (2021) and MIN (2022-24).
- Has completed 530-of-805 passes (65.8 percent) for 6,429 yards, 34 touchdowns and an 88.3 passer rating.
- Has seven career games with 300-plus passing yards, including three in 2023.
- Played a career-high 10 games (eight starts) in 2020, finishing the season with 2,437 passing yards, 12 touchdowns and a 64.7 completion percentage.



TE JOHNNY MUNDT

PREVIOUS TEAM: VIKINGS • 6'4" • 243 LB

- Signed by the Rams as an undrafted free agent in 2017.
- Has played in 98 career regular-season games (18 starts) for the Rams (2017-21) and Vikings (2022-24) in addition to seven postseason games (one start), including Super Bowl LIII.
- Has totaled 65 receptions for 547 yards and four touchdowns in his career, including 19 receptions for 142 yards and a career-high two touchdowns in 2024.



S ERIC MURRAY

PREVIOUS TEAM: TEXANS • 5'11" • 199 LB


- Selected by Kansas City in the fourth round (106th overall) of the 2016 NFL Draft.
- Played in 124 games (58 starts) for the Chiefs (2016-18), Browns (2019) and Texans (2020-24). Has also appeared in six postseason games (two starts).
- Career totals include 357 total tackles, 24 passes defended, 10 tackles for loss, 5.0 sacks, three interceptions, two forced fumbles and a fumble recovery.
- Returned an interception 38 yards for a touchdown in the 2024 Wild Card round.



DL EMMANUEL OGBAH

PREVIOUS TEAM: DOLPHINS • 6'4" • 275 LB

- Originally drafted by the Browns in the second round (32nd overall) in 2016.
- Has played 122 career games (86 starts) and recorded 316 tackles, 111 quarterback hits, 50 tackles for loss, 47.0 sacks, 41 passes defended, nine forced fumbles, four fumble recoveries and two interceptions in nine seasons with the Browns (2016-18), Chiefs (2019) and Dolphins (2020-24).
- His 41 passes defended are the fourth most among DL since he entered the NFL in 2016.
- Posted 5.0+ sacks in five of the last six seasons.



DE DAWUANE SMOOT

PREVIOUS TEAM: BILLS • 6'3" • 275 LB

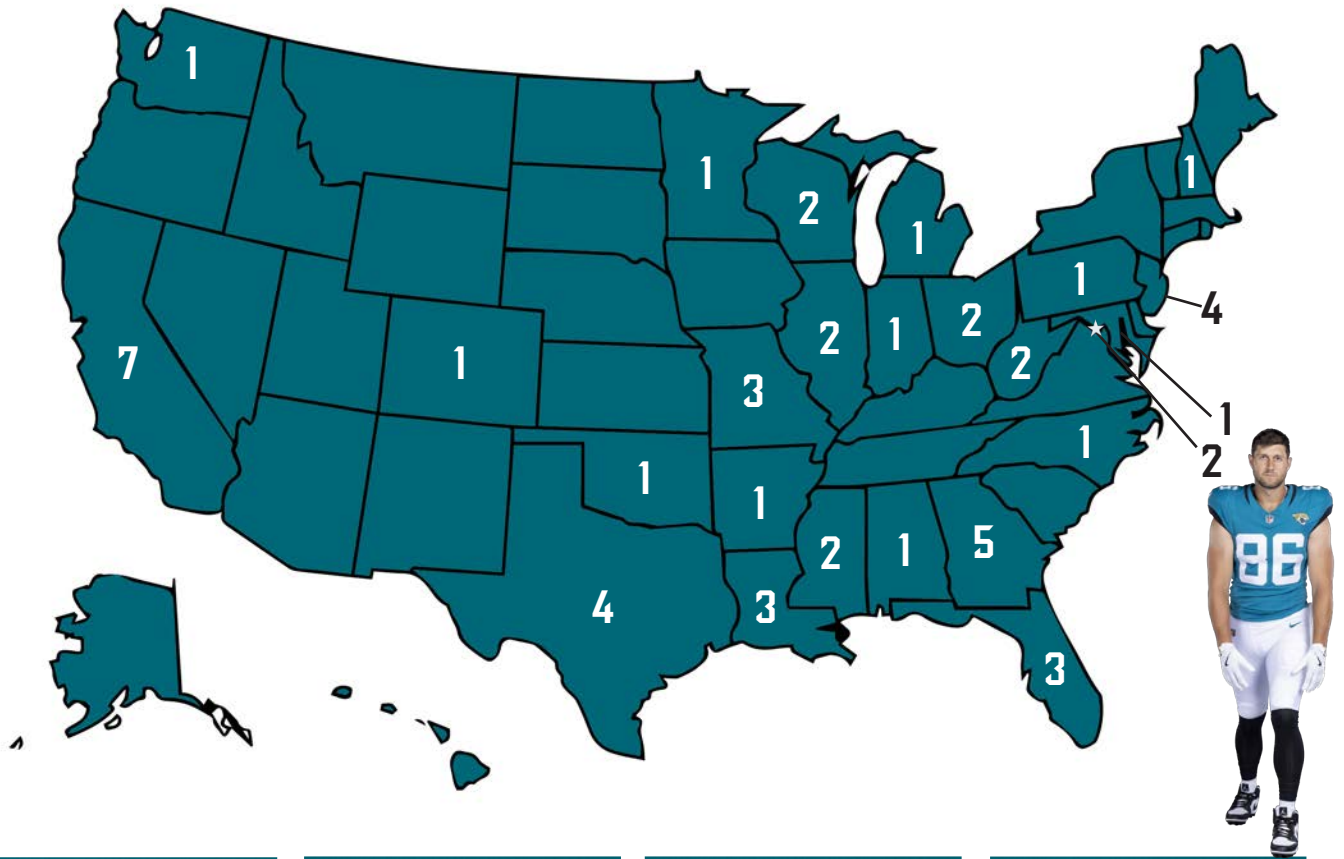
- Drafted by Jacksonville in the third round (68th overall) in 2017 where he spent seven seasons before playing in Buffalo in 2024.
- Has played in 110 games (21 starts) and registered 144 tackles, 68 quarterback hits, 32 tackles for loss, 25.0 sacks, seven forced fumbles, six passes defended and two fumble recoveries.
- Also appeared in six playoff games with one tackle and five quarterback hits.
- Opened a private pre-kindergarten school with his wife, Ahlani, in Jacksonville, The Elsie Academy, to give back to the community.



JAGUAR STATE OF MIND

WHERE DOES THE JAGUARS ROSTER COME FROM?

The Jaguars' active roster features players from 25 states and Washington, D.C. The most represented state is California featuring seven players. TE Johnny Mundt grew up in Modesto, Calif., located less than 100 miles from San Francisco.



ALABAMA (1)

QB Nick Mullens - Hoover

ARKANSAS (1)

CB Montaric Brown - Ashdown

CALIFORNIA (7)

DT Arik Armstead - Elk Grove
 LB Devin Lloyd - Chula Vista
 OL Jonah Monheim - Moorpark
 OL Patrick Mekari - Westlake Village
 S Kahlef Hailassie - Elk Grove
 TE Johnny Mundt - Modesto
 WR Tim Patrick - San Diego

COLORADO (1)

S Andrew Wingard - Arvada

FLORIDA (3)

CB Tyson Campbell - Miramar
 LB Ventrell Miller - Lakeland
 LB Yasir Abdullah - Miramar

GEORGIA (5)

DE Travon Walker - Thomaston
 DL B.J. Green II - Atlanta
 OL Chuma Edoga - Atlanta
 QB Trevor Lawrence - Cartersville
 WR/DB Travis Hunter - Suwanee

NEW HAMPSHIRE (1)

TE Hunter Long - Exeter

ILLINOIS (2)

LB Dennis Gardeck - Lake in the Hills
 S Antonio Johnson - East St. Louis

INDIANA (1)

LB Jack Kiser - Royal Center

LOUISIANA (3)

DT Maason Smith - Houma
 RB Travis Etienne Jr. - Jennings
 WR Brian Thomas Jr. - Walker

MARYLAND (1)

DB Rayuan Lane III - Jessup

MICHIGAN (1)

CB Jourdan Lewis - Detroit

MINNESOTA (1)

DL Danny Striggow - Long Lake

MISSISSIPPI (2)

CB Jarrian Jones - Magee
 P Logan Cooke - Darburn

MISSOURI (3)

DT Khalen Saunders Sr. - St. Louis
 LB Foyesade Oluokun - St. Louis
 RB Cody Schrader - St. Louis

NEW JERSEY (4)

DE Josh Hines-Allen - Montclair
 DL Austin Johnson - Galloway
 RB Bhayshul Tuten - Paulsboro
 RB LeQuint Allen Jr. - Millville

NORTH CAROLINA (1)

WR Dyami Brown - Charlotte

OHIO (2)

DE Dawuane Smoot - Groveport
 DT DaVon Hamilton - Pickerington

OKLAHOMA (1)

K Cam Little - Moore

PENNSYLVANIA (1)

OL Robert Hainsey - Pittsburgh

TEXAS (4)

DL Emmanuel Ogbah - Houston
 LS Ross Maticcik - McKinney
 OL Walker Little - Houston
 WR Parker Washington - Sugarland

WASHINGTON (1)

OL Ezra Cleveland - Spanaway

WEST VIRGINIA (2)

OL Wyatt Milum - Kenova
 TE Brenton Strange - Parkersburg

WISCONSIN (2)

OL Cole Van Lanen - Green Bay
 S Eric Murray - Milwaukee

WASHINGTON D.C. (2)

CB Christian Braswell
 OL Anton Harrison



PLAYER NOTES

QB1

QB Trevor Lawrence completed 19-of-31 passes (61.3%) for 178 yards and a touchdown in the season-opening win vs. Carolina. Lawrence reached 70 career passing touchdowns and 1,300 career completions in the victory. In his 61st NFL game, he matched Blake Bortles as the fastest players in franchise history to complete 1,300 passes.

FASTEST TO 1,300 PASS COMPLETIONS FRANCHISE HISTORY

RK.	PLAYER (SEASONS)	GAMES
1.	QB Trevor Lawrence (2021-25)	61
	QB Blake Bortles (2014-17)	61
3.	QB Mark Brunell (1995-99)	74
4.	QB David Garrard (2002-10)	81

The following week at Cincinnati, Lawrence threw for 271 yards and three touchdowns. He became just the fourth player in franchise history to reach 14,000 career passing yards.

In franchise history, Lawrence ranks fourth in passing yards (14,486), completions (1,351) and touchdown passes (73).

PASS COMPLETIONS FRANCHISE HISTORY


RK.	PLAYER (SEASONS)	COMPLETIONS
1.	QB Mark Brunell (1995-2003)	2,184
2.	QB Blake Bortles (2014-18)	1,561
3.	QB David Garrard (2002-10)	1,406
4.	QB Trevor Lawrence (2021-25)	1,351
5.	QB Byron Leftwich (2003-06)	789

PASSING YARDS FRANCHISE HISTORY

RK.	PLAYER (SEASONS)	PASSING YARDS
1.	QB Mark Brunell (1995-2003)	25,698
2.	QB Blake Bortles (2014-18)	17,646
3.	QB David Garrard (2002-10)	16,003
4.	QB Trevor Lawrence (2021-25)	14,486
5.	QB Byron Leftwich (2003-06)	9,042

TOUCHDOWN PASSES FRANCHISE HISTORY

RK.	PLAYER (SEASONS)	TOUCHDOWN PASSES
1.	QB Mark Brunell (1995-2003)	144
2.	QB Blake Bortles (2014-18)	103
3.	QB David Garrard (2002-10)	89
4.	QB Trevor Lawrence (2021-25)	73
5.	QB Byron Leftwich (2003-06)	51



TRACKING TREVOR

Since he was drafted in 2021, Lawrence ranks fifth in passing yards and completions and seventh in touchdown passes in the AFC.

PASS COMPLETIONS AFC, SINCE 2021

RK.	PLAYER (TEAM)	COMPLETIONS
1.	QB Patrick Mahomes (K.C.)	1,726
2.	QB Justin Herbert (LAC)	1,621
3.	QB Josh Allen (BUF)	1,529
4.	QB Joe Burrow (CIN)	1,507
5.	QB Trevor Lawrence (JAX)	1,351

PASSING YARDS AFC, SINCE 2021

RK.	PLAYER (TEAM)	PASSING YARDS
1.	QB Patrick Mahomes (K.C.)	18,869
2.	QB Justin Herbert (LAC)	17,617
3.	QB Josh Allen (BUF)	17,482
4.	QB Joe Burrow (CIN)	16,502
5.	QB Trevor Lawrence (JAX)	14,486



ACCURACY IS KEY

Lawrence had two 20-plus yard completions in Week 3 vs. Houston, including a 46-yard pass to WR Brian Thomas Jr. that set up the game-winning touchdown. He has registered a completion of 20-plus yards in 56-straight games dating back to Week 9 of 2021, tied for the third-longest active streak in the NFL.

CONSECUTIVE GAMES WITH A 20-PLUS YARD COMPLETION NFL, ACTIVE STREAKS

RK.	PLAYER (TEAM)	GAMES	START DATE
1.	QB Jared Goff (DET)	93	W7, 2019
2.	QB Russell Wilson (NYG)	60	W16, 2020
3.	QB Trevor Lawrence (JAX)	56	W9, 2021
	QB Geno Smith (L.V.)	56	W5, 2021
5.	QB Matthew Stafford (LAR)	39	WK5, 2022

LASER LAWRENCE

Lawrence has registered a completion percentage of 75.0 or higher in 12 games since 2022. This is tied for the fourth-most in the NFL in that span.

GAMES WITH 75.0-PLUS COMPLETION PERCENTAGE QUARTERBACKS, NFL, SINCE 2022

RK.	PLAYER (TEAM)	GAMES
1.	QB Jared Goff (DET)	15
2.	QB Joe Burrow (CIN)	13
	QB Lamar Jackson (BAL)	13
4.	QB Trevor Lawrence (JAX)	12
	QB Dak Prescott (DAL)	12



PLAYER NOTES

His 62.9-career completion percentage is the highest in franchise history (min. 200 attempts).

COMPLETION PERCENTAGE (MIN. 200 ATTEMPTS) FRANCHISE HISTORY

RK.	PLAYER (SEASONS)	COMPLETION PERCENTAGE
1.	QB Trevor Lawrence (2021-25)	62.93
2.	QB Gardner Minshew (2019-20)	62.86
3.	QB David Garrard (2002-10)	61.63

DUAL THREAT

Lawrence has toatled 14 career rushing touchdowns, which is tied for second-most in franchise history among quarterbacks. His three games with multiple rushing touchdowns are the most by a quarterback in franchise history.

RUSHING TOUCHDOWNS QUARTERBACKS, FRANCHISE HISTORY

RK.	PLAYER (SEASONS)	RUSHING TOUCHDOWNS
1.	QB David Garrard (2002-10)	17
2.	QB Trevor Lawrence (2021-25)	14
	QB Mark Brunell (1995-2003)	14

Since 2021, his 14 rushing touchdowns are the seventh most in the NFL among quarterbacks.



RUSHING TOUCHDOWNS QUARTERBACKS, NFL, SINCE 2021

RK.	PLAYER (TEAM)	RUSHING TDS
1.	QB Jalen Hurts (PHI)	56
2.	QB Josh Allen (BUF)	42
3.	QB Justin Fields (NYJ)	21
4.	QB Kyler Murray (ARI)	16
5.	QB Lamar Jackson (BAL)	15
	QB Daniel Jones (IND)	15
7.	QB Trevor Lawrence (JAX)	14

Lawrence is one of four quarterbacks in franchise history to eclipse 1,000 rushing yards. After posting nine rushing yards in the Week 3 win vs. Houston, he surpassed 1,100 in his career.

RUSHING YARDS QUARTERBACKS, FRANCHISE HISTORY

RK.	PLAYER (SEASONS)	RUSHING YARDS
1.	QB Mark Brunell (1995-2003)	2,219
2.	QB Blake Bortles (2014-18)	1,775
3.	QB David Garrard (2002-10)	1,746
4.	QB Trevor Lawrence (2021-25)	1,108

Lawrence's 33-yard rush in Week 2 of 2024 vs. Cleveland was the longest of his career and the fourth-longest in franchise history by a quarterback.

LONGEST RUSH QUARTERBACKS, FRANCHISE HISTORY

RK.	PLAYER (WEEK, SEASON)	RUSHING LONG
1.	QB Blake Bortles (W1, 2018)	41
	QB David Garrard (W6, 2002)	41
3.	QB Mark Brunell (W6, 2001)	38
4.	QB Trevor Lawrence (W2, 2024)	33



CREATING EXPLOSIVES

Lawrence has totaled 10-career games with over 300 passing yards, the third-most in franchise history.

300-YARD PASSING GAMES FRANCHISE HISTORY

RK.	PLAYER (SEASONS)	GAMES
1.	QB Mark Brunell (1995-2003)	22
2.	QB Blake Bortles (2014-18)	20
3.	QB Trevor Lawrence (2021-25)	10

Since being drafted in 2021, Lawrence's 10 games with 300 yards passing are sixth-most in the AFC.

300-YARD PASSING GAMES AFC, SINCE 2021

RK.	PLAYER (TEAM)	GAMES
1.	QB Patrick Mahomes (K.C.)	22
2.	QB Joe Burrow (CIN)	21
	QB Josh Allen (BUF)	21
	QB Justin Herbert (LAC)	21
5.	QB Tua Tagovailoa (MIA)	15
6.	QB Trevor Lawrence (JAX)	10



Lawrence connected with WR Brian Thomas Jr. on an 85-yard touchdown pass in Week 5 of 2024 vs. Indianapolis, the longest completion of his career.

The 85-yarder was the second longest completion in franchise history and the longest by a Jaguars quarterback since Black Bortles' 90-yard touchdown pass to WR Allen Robinson II on Dec. 27, 2015.

LONGEST COMPLETIONS FRANCHISE HISTORY

RK.	PLAYER (WEEK, SEASON)	COMPLETION LONG
1.	QB Blake Bortles (W16, 2015)	90t
2.	QB Trevor Lawrence (W5, 2024)	85t
3.	QB Byron Leftwich (W4, 2003)	84t



PLAYER NOTES

GOOD FOR 40

In Week 3 vs. Houston, **WR Brian Thomas Jr.** totaled a pair of catches for 55 yards, including a team-long 46-yard reception late in the fourth quarter that set up the game-winning touchdown.

The catch marked Thomas Jr.'s eighth of 40-plus yards since he entered the NFL last season. That matches Bengals WR Ja'Marr Chase and Colts WR Alec Pierce for the most 40-plus yard receptions in the NFL in that span.



MOST RECEPTIONS OF 40-PLUS YARDS IN THE NFL, SINCE 2024

RK.	PLAYER (TEAM)	RECEPTIONS
1.	WR Brian Thomas Jr. (JAX)	8
	WR Ja'Marr Chase (CIN)	8
	WR Alec Pierce (IND)	8
4.	WR Jameson Williams (DET)	7
5.	WR Terry McLaurin (WAS)	6
	WR Jordan Addison (MIN)	6

THE FRANCHISE'S FASTEST

In Week 2 at Cincinnati, Thomas Jr. hauled in four receptions for 49 yards, surpassing 90 career receptions and 1,300 career receiving yards.

Thomas Jr. joined WR Allen Robinson as the fastest players in franchise history to reach 90 receptions and 1,300 receiving yards doing so in 19 games played.



FASTEST PLAYERS TO REACH 1,300 RECEIVING YARDS FRANCHISE HISTORY

RK.	PLAYER (YEARS)	GAMES
1.	WR Brian Thomas Jr. (2024-25)	19
	WR Allen Robinson II (2014-15)	19
3.	WR Allen Hurns (2014-15)	24
4.	WR Cecil Shorts (2011-13)	28
5.	WR D.J. Chark (2018-20)	29
	WR Dede Westbrook (2017-19)	29

FASTEST PLAYERS TO REACH 90 RECEPTIONS FRANCHISE HISTORY

RK.	PLAYER (YEARS)	GAMES
1.	WR Brian Thomas Jr. (2024-25)	19
	WR Allen Robinson II (2014-15)	19
3.	WR Justin Blackmon (2012-13)	20
4.	WR Laviska Shenault Jr. (2020-21)	22
	WR Dede Westbrook (2017-18)	22

THIS RECEIVER CAN RUN

Following a record-setting rookie campaign that featured 10 receiving touchdowns, Thomas Jr. got his first score of his sophomore season on the ground in Week 1.

Thomas Jr.'s nine-yard touchdown run was just the second by a player whose primary position is wide receiver in franchise history (Jamal Agnew - W10, 2021).



PHENOMENAL FIRST YEAR

Thomas Jr. finished the 2024 season with 87 receptions for 1,282 yards and 10 touchdowns, averaging 14.7 yards per catch. He set rookie franchise records in each category.



RECEPTIONS ROOKIES, FRANCHISE HISTORY

RK.	PLAYER (SEASON)	RECEPTIONS
1.	WR Brian Thomas Jr. (2024)	87
2.	WR Justin Blackmon (2012)	64
3.	WR Laviska Shenault Jr. (2020)	58

RECEIVING YARDS ROOKIES, FRANCHISE HISTORY

RK.	PLAYER (SEASON)	RECEIVING YDS
1.	WR Brian Thomas Jr. (2024)	1,282
2.	WR Justin Blackmon (2012)	865
3.	WR Keelan Cole (2017)	748

RECEIVING TOUCHDOWNS ROOKIES, FRANCHISE HISTORY

RK.	PLAYER (SEASON)	RECEIVING TDS
1.	WR Brian Thomas Jr. (2024)	10
2.	WR Allen Hurns (2014)	6
3.	WR Laviska Shenault Jr. (2020) and two others	5

YARDS PER CATCH (MIN. 50 RECEPTIONS) ROOKIES, FRANCHISE HISTORY

RK.	PLAYER (SEASON)	YARDS PER CATCH
1.	WR Brian Thomas Jr. (2024)	14.7
2.	WR Justin Blackmon (2012)	13.5
3.	WR Allen Hurns (2014)	14.0

Additionally, Thomas Jr.'s 10 receptions in Week 15 vs. the New York Jets last year tied TE Pete Mitchell (WK15, 1997) for the rookie franchise record in single-game receptions.



SINGLE-GAME RECEPTIONS ROOKIES, FRANCHISE HISTORY

RK.	PLAYER (WEEK, SEASON)	RECEPTIONS
1.	WR Brian Thomas Jr. (W15, 2024)	10
	TE Pete Mitchell (W12, 1995)	10
3.	RB Fred Taylor (W3, 1998)	9
4.	WR Brian Thomas Jr. (W14, 2024) and four others	8

Thomas Jr. registered four games with over 100 receiving yards, the most in franchise history by a rookie and the most in the NFL by a rookie in 2024.

100-PLUS YARD RECEIVING GAMES ROOKIES, FRANCHISE HISTORY

RK.	PLAYER (SEASON)	GAMES
1.	WR Brian Thomas Jr. (2024)	4
2.	WR Keelan Cole (2017)	2
	WR Allen Hurns (2014)	2



PLAYER NOTES

TOP OF HIS CLASS

In the NFL in 2024, Thomas Jr. ranked first among rookies and third overall in receiving yards; first among rookies and tied-sixth overall in receiving touchdowns; and first among rookies and second overall in yards per catch (min. 75 receptions).

RECEIVING YARDS NFL, 2024

RK.	PLAYER (TEAM)	RECEIVING YARDS
1.	WR Ja'Marr Chase (CIN)	1,708
2.	WR Justin Jefferson (MIN)	1,533
3.	WR Brian Thomas Jr. (JAX)	1,282

YARDS PER CATCH (MIN. 75 RECEPTIONS) NFL, 2024

RK.	PLAYER (TEAM)	YARDS PER CATCH
1.	WR Justin Jefferson (MIN)	14.9
2.	WR Brian Thomas Jr. (JAX)	14.7
3.	TE George Kittle (S.F.)	14.2

Thomas Jr.'s 1,282 receiving yards marked the seventh-most in the NFL by a rookie since the 1970 AFL-NFL merger, while his 14.7 yards per catch were fourth-most (min. 75 receptions) and his 10 receiving touchdowns were tied for seventh-most.

He was one of four rookies since 1970 to reach over 1,200 receiving yards and 10 receiving touchdowns.

ROOKIES WITH 1,200-PLUS YARDS RECEIVING AND 10-PLUS TOUCHDOWN RECEPTIONS SINCE 1970 AFL-NFL MERGER



WR RANDY MOSS
MIN, 1998
1,305 REC. YDS
17 REC. TDS



WR ODELL BECKHAM JR.
NYG, 2014
1,305 REC. YDS
12 REC. TDS



WR JA'MARR CHASE
CIN, 2021
1,455 REC. YDS
13 REC. TDS



WR BRIAN THOMAS JR.
JAX, 2024
1,282 REC. YDS
10 REC. TDS

MR. CONSISTENT

Thomas Jr. posted seven-consecutive games with over 75 receiving yards to end the 2024 season (Weeks 11 through 18), tied with WR Justin Jefferson for the second-longest such streak in 2024 (WR Ja'Marr Chase, eight games). This was the second-longest streak of games with 75-plus receiving yards by a rookie since 1970 behind only WR Odell Beckham Jr. (nine games).

STREAKS OF 75-PLUS YARD RECEIVING GAMES NFL, ROOKIE, SINCE 1970

RK.	PLAYER (TEAM, SEASON)	GAMES
1.	WR Odell Beckham Jr. (NYG, 2014)	9
2.	WR Brian Thomas Jr. (JAX, 2024)	7
3.	WR Brandon Aiyuk (S.F., 2020)	5
	WR Randy Moss (MIN, 1998)	5
5.	WR Garrett Wilson (NYJ, 2022) and 10 others	4

Thomas Jr.'s 11 total games with over 75 receiving yards are the most by a rookie in the NFL since 1970 and tied Chase for second-most in 2024.

He registered 60-plus receiving yards and a touchdown reception in eight games in 2024, tied with WR Randy Moss for the most games with over 60 receiving yards and a touchdown reception by a rookie in NFL history. His eight games were second-most in the NFL in 2024.

GAMES WITH 60-PLUS YARDS RECEIVING AND A RECEIVING TOUCHDOWN NFL, ROOKIE, SINCE 1970

RK.	PLAYER (TEAM, SEASON)	GAMES
1.	WR Brian Thomas Jr. (JAX, 2024)	8
	WR Randy Moss (MIN, 1998)	8
3.	WR Louis Lipps (PIT, 1984)	7
4.	WR Jordan Addison (MIN, 2023)	6
5.	WR Garrett Wilson (NYJ, 2022)	4
	WR Ja'Marr Chase (CIN, 2021)	4
	WR Kelvin Benjamin (CAR, 2014)	4
	WR Michael Clayton (T.B., 2004)	4
	WR Bill Brooks (IND, 1986)	4

Thomas Jr. recorded five-consecutive games with seven-plus receptions (Weeks 14 through 18), tied with RB Terry Kirby for the third-longest such streak in NFL history by a rookie since 1970 and tied with Jefferson for the longest streak in the NFL in 2024.

STREAKS OF GAMES WITH SEVEN-PLUS RECEPTIONS NFL, ROOKIE, SINCE 1970

RK.	PLAYER (TEAM, SEASON)	GAMES
1.	WR Amon-Ra St. Brown (DET, 2021)	6
	WR Odell Beckham Jr. (NYG, 2014)	6
3.	WR Brian Thomas Jr. (JAX, 2024)	5
	RB Terry Kirby (MIA, 1993)	5
5.	WR Rashee Rice (K.C., 2023)	4
	WR Jaylen Waddle (MIA, 2021)	4

BIG PLAY BTJ


Thomas Jr. totaled five receptions of over 50 yards in 2024, tied for first in the NFL and tied for third-most by a rookie since 1970.

RECEPTIONS OF 50-PLUS YARDS NFL, 2024

RK.	PLAYER (TEAM)	50-PLUS YARD RECEPTIONS
1.	WR Brian Thomas Jr. (JAX)	5
	WR Terry McLaurin (WAS)	5
	WR Jameson Williams (DET)	5
4.	WR Ja'Marr Chase (CIN)	4
5.	WR CeeDee Lamb (DAL) and four others	3

RECEPTIONS OF 50-PLUS YARDS NFL, ROOKIE, SINCE 1970

RK.	PLAYER (TEAM, SEASON)	50-PLUS YARD RECEPTIONS
1.	WR A.J. Brown (TEN, 2019)	6
	WR Ja'Marr Chase (CIN, 2021)	6
3.	WR Brian Thomas Jr. (JAX, 2024)	5
	WR Chris Givens (STL, 2012)	5
	WR Lee Evans (BUF, 2004)	5
6.	WR Odell Beckham Jr. (NYG, 2014) and four others	4



PLAYER NOTES

DECEMBER TO REMEMBER

Thomas Jr. was named NFL Offensive Rookie of the Month for the months of December and January after he totaled 45 receptions for 593 yards (13.2 average) and five touchdowns in that span.

THOMAS JR.'S RECEIVING STATS IN DEC./JAN.

GAME	REC	YDS	AVG	LG	TD
12/1 vs. HOU	4	76	19.0	56	1
12/8 at TEN	8	86	10.8	31	0
12/15 vs. NYJ	10	105	10.5	41	2
12/22 at L.V.	9	132	14.7	62	1
12/29 vs. TEN	7	91	13.0	31	1
1/5 at IND	7	103	14.7	41	0
TOTAL	45	593	13.2	62	5

In the NFL, he ranked tied-third in receptions, fourth in receiving yards, fourth in yards per catch (min. 40 receptions) and tied-fifth in receiving touchdowns.

RECEPTIONS NFL, DEC. - JAN., 2024 SEASON

RK.	PLAYER (TEAM)	RECEPTIONS
1.	WR Ja'Marr Chase (CIN)	54
2.	TE Trey McBride (ARI)	50
3.	WR Brian Thomas Jr. (JAX)	45
	WR Jerry Jeudy (CLE)	45
5.	WR Mike Evans (T.B.)	43

RECEIVING YARDS NFL, DEC. - JAN., 2024 SEASON

RK.	PLAYER (TEAM)	RECEIVING YARDS
1.	WR Ja'Marr Chase (CIN)	652
2.	WR Mike Evans (T.B.)	601
3.	WR Justin Jefferson (MIN)	594
4.	WR Brian Thomas Jr. (JAX)	593
5.	WR Jerry Jeudy (CLE)	584



YARDS PER CATCH (MIN. 40 RECEPTIONS) NFL, DEC. - JAN., 2024 SEASON

RK.	PLAYER (TEAM)	YARDS PER CATCH
1.	WR Justin Jefferson (MIN)	14.1
2.	WR Mike Evans (T.B.)	14.0
	WR Davante Adams (NYJ)	14.0
4.	WR Brian Thomas Jr. (JAX)	13.2
5.	WR Jerry Jeudy (CLE)	13.0

RECEIVING TOUCHDOWNS NFL, DEC. - JAN., 2024 SEASON

RK.	PLAYER (TEAM)	RECEIVING TOUCHDOWNS
1.	WR Jalen McMillan (T.B.)	7
2.	WR Davante Adams (NYJ)	6
	WR Terry McLaurin (WAS)	6
	WR Tee Higgins (CIN)	6
5.	WR Brian Thomas Jr. (JAX) and five others	5

His six receptions of 25-plus yards tied for the most in the NFL.

25-PLUS YARD RECEPTIONS NFL, DEC. - JAN., 2024 SEASON

RK.	PLAYER (TEAM)	25-PLUS YARD RECEPTIONS
1.	WR Brian Thomas Jr. (JAX)	6
	WR Mike Evans (T.B.)	6
	WR Davante Adams (NYJ)	6
	WR Justin Jefferson (MIN)	6
5.	TE George Kittle (S.F.) and four others	5

THOMAS JR.'S 2024 RANKINGS AT A GLANCE

Stat (No.)	Rookies, Franchise History	NFL Rookies, 2024	Rookies, NFL, Since 1970	NFL Overall, 2024
Receiving Yds (1,282)	1st	1st	7th	3rd
Receiving TDs (10)	1st	1st	T-7th	T-6th
Yards Per Catch (14.7 ; min. 75 receptions)	1st	1st	4th	2nd
Yards After Catch (562)	1st	2nd	10th	6th
Receiving Long (85t)	1st	1st	T-12th	6th
75-Plus Receiving Yard Games (11)	1st	1st	1st	T-2nd
100-Plus Receiving Yard Games (4)	1st	1st	T-11th	T-7th
25-Plus Yard Receptions (12)	1st	1st	T-10th	T-6th
50-Plus Yard Receptions (5)	1st	1st	T-3rd	T-1st



OPEN SEASON FOR HUNTER

Jaguars second overall pick **WR/DB Travis Hunter** made his NFL debut on both sides of the ball in the Week 1 win vs. Carolina. Hunter had six receptions for 33 yards and one tackle.

He became the first player since 1996 to have six-plus receptions and a defensive tackle in a season opener. His former college coach, Deion Sanders (nine receptions, three tackles) was the last to accomplish the feat.



In Week 2, Hunter totaled three receptions for 22 yards as well as a pair of tackles and a pass defended. He is the first player since 2004 (N.E. WR Troy Brown) to have three receptions, a pass defended and multiple tackles in a game. His nine receptions through Week 2 are the tied for the most in a player's first two games in franchise history.

MOST RECEPTIONS BY A ROOKIE IN FIRST TWO GAMES, FRANCHISE HISTORY

RK.	PLAYER	YEAR	RECEPTIONS
1.	WR/DB Travis Hunter	2025	9
	WR Dede Westbrook	2017	9
	WR Rashad Greene	2015	9
4.	WR Marqise Lee	2014	8
	WR Ace Sanders	2013	8



Hunter posted six tackles and a 21-yard reception in Week 3's win over Houston. He became the first player since Pro Football Hall of Fame S Brian Dawkins (W4, 2002) to have six-plus tackles and a reception of 20-plus yards in a game.



PLAYER NOTES

WHY NOT BOTH?

Hunter has played 35-plus snaps on both sides of the football in each of the past two weeks (42 on offense and 43 on defense at Cincinnati; 37 on offense and 43 on defense vs. Houston).

No other player since at least 2007 (when snap counts began to be officially tracked) has played more than 17 snaps on each side of the ball in a single game. Below is a look at how Hunter's snaps have been split to date:



WR/DB TRAVIS HUNTER SNAPS, 2025

WEEK	OFFENSE	DEFENSE	SPECIAL TEAMS	TOTAL	% OF PLAYS
1	42	6	0	48	31.6%
2	42	43	0	85	50.9%
3	37	43	3	83	51.8%

HOT START FOR TE1

Three games into 2025, **TE Brenton Strange** has totaled team highs with 13 receptions for 137 yards. Strange's 13 receptions are tied for the fourth most in the AFC while his 137 receiving yards rank fifth among tight ends.

Only two Jaguars TEs have had more receiving yards within the first three games of a season (Evan Engram - 173 in 2023, Julius Thomas - 148 in 2016) and only one had more receptions (Engram - 18 in 2023).



RECEPTIONS TIGHT ENDS, AFC, 2025

RK.	PLAYER (TEAM)	RECEPTIONS
1.	TE Harold Fannin Jr. (CLE)	15
2.	TE Brock Bowers (L.V.)	14
	TE Tyler Warren (IND)	14
4.	TE Brenton Strange (JAX)	13
	TE Hunter Henry (N.E.)	13
	TE Dalton Kincaid (BUF)	13

RECEIVING YARDS TIGHT ENDS, AFC, 2025

RK.	PLAYER (TEAM)	RECEIVING YARDS
1.	TE Tyler Warren (IND)	193
2.	TE Brock Bowers (L.V.)	179
3.	TE Hunter Henry (NE)	165
4.	TE Dalton Kincaid (BUF)	151
5.	TE Brenton Strange (JAX)	137

Strange has led the team in receiving yards twice (59 in Week 1, 61 in Week 3) and receptions (six in Week 3) once in 2025.



STRANGER THINGS

In 2024, **TE Brenton Strange** set career highs in receptions (40), receiving yards (411) and receiving touchdowns (two) in 2024.

In Week 15 of 2024 vs. the New York Jets, Strange recorded single-game career-highs in receptions (11) and receiving yards (73). His 11 receptions tied for fifth-most in a single game in franchise history.

SINGLE-GAME RECEPTIONS FRANCHISE HISTORY

RK.	PLAYER (WEEK, SEASON)	RECEPTIONS
1.	WR Keenan McCardell (W8, 1996)	16
2.	WR Jimmy Smith (W2, 2000)	15
3.	WR Justin Blackmon (W6, 2013)	14
	WR Jimmy Smith (W17, 1999)	14
5.	TE Brenton Strange (W15, 2024)	11

and eight other occurrences

Strange registered seven receptions of 20-plus yards, tied for third-most in the AFC among tight ends. 17.5 percent of Strange's receptions in 2024 gained over 20 yards, the second-highest percentage in the AFC among tight ends (min. 20 receptions).

RECEPTIONS OF 20-PLUS YARDS TIGHT ENDS, AFC, 2024

RK.	PLAYER (TEAM)	20-PLUS-YARD REC.
1.	TE Brock Bowers (L.V.)	15
2.	TE Travis Kelce (K.C.)	10
3.	TE Brenton Strange (JAX)	7
	TE Tyler Conklin (NYJ)	7
	TE Pat Freiermuth (PIT)	7
	TE Dawson Knox (BUF)	7



1-OF-1

Since 2022, **RB Travis Etienne Jr.'s** 2,961 rushing yards and 1,077 receiving yards are fourth in the AFC among running backs.

RUSHING YARDS RUNNING BACKS, AFC, SINCE 2022

RK.	PLAYER (TEAM)	RUSHING YARDS
1.	RB Derrick Henry (BAL)	4,818
2.	RB Jonathan Taylor (IND)	3,371
3.	RB Najee Harris (LAC)	3,173
4.	RB Travis Etienne Jr. (JAX)	2,961
5.	RB James Cook (BUF)	2,922

RECEIVING YARDS RUNNING BACKS, AFC, SINCE 2022

RK.	PLAYER (TEAM)	RECEIVING YARDS
1.	RB Breece Hall (NYJ)	1,370
2.	RB Austin Ekeler (LAC)	1,158
3.	RB Joe Mixon (HOU)	1,126
4.	RB Travis Etienne Jr. (JAX)	1,077
5.	RB Samaje Perine (CIN)	1,070



PLAYER NOTES

ETN FOR THE WIN

In the Week 3 win against Houston, Etienne Jr. totaled a team-high 56 rushing yards and a touchdown on the ground.

The performance put Etienne Jr. third in rushing yards (2,961) and tied-fourth in rushing touchdowns (19) in franchise history.

RUSHING YARDS FRANCHISE HISTORY

RK.	PLAYER (SEASONS)	RUSH YDS
1.	RB Fred Taylor (1998-2008)	11,271
2.	RB Maurice Jones-Drew (2006-13)	8,071
3.	RB Travis Etienne Jr. (2021-25)	2,961
4.	RB James Stewart (1995-99)	2,951
5.	RB Leonard Fournette (2017-19)	2,631

RUSHING TOUCHDOWNS FRANCHISE HISTORY

RK.	PLAYER (SEASONS)	RUSH TDS
1.	RB Maurice Jones-Drew (2006-13)	68
2.	RB Fred Taylor (1998-2008)	62
3.	RB James Stewart (1995-99)	33
4.	RB Travis Etienne Jr. (2021-25)	19
	RB Stacey Mack (1999-2002)	19



With three receptions against the Panthers, Etienne Jr. moved into fourth place in franchise history for receptions by a running back, passing RB Leonard Fournette (134). His 1,077 receiving yards are also tied-fifth among running backs.

RECEPTIONS BY A RUNNING BACK, FRANCHISE HISTORY

RK.	PLAYER (SEASONS)	RECEPTIONS
1.	RB Maurice Jones-Drew (2006-13)	335
2.	RB Fred Taylor (1998-2008)	286
3.	RB T.J. Yeldon (2015-18)	171
4.	RB Travis Etienne Jr. (2021-25)	137
5.	RB Leonard Fournette (2017-19)	134

RECEIVING YARDS RUNNING BACKS, FRANCHISE HISTORY

RK.	PLAYER (SEASONS)	RECEIVING YARDS
1.	RB Maurice Jones-Drew (2006-13)	2,873
2.	RB Fred Taylor (1998-2008)	2,361
3.	RB T.J. Yeldon (2015-18)	1,302
4.	RB Travis Etienne Jr. (2021-25)	1,077
5.	RB Leonard Fournette (2017-19)	1,009

TOP 5 IN 2025

Etienne Jr. has logged 270 yards on the ground through the first three games of the season. That is the fifth most through a player's first three games of a season in team history and third in the NFL in 2025.

Etienne Jr.'s 5.9 yards per carry is tied for the league lead with Ravens RB Derrick Henry (min. 35 attempts).

MOST RUSHING YARDS IN THE NFL, 2025

RK.	PLAYER (TEAM)	RUSH YDS	RUSH AVG.
1.	RB Jonathan Taylor (IND)	338	5.6
2.	RB James Cook (BUF)	284	5.4
3.	RB Travis Etienne Jr. (JAX)	270	5.9
4.	RB Bijan Robinson (ATL)	239	5.1
5.	RB Javonte Williams (DAL)	227	5.3



STEADY SCORER

Etienne Jr. scored for the second straight game on a game-winning 10-yard touchdown run in Week 3 vs. Houston.

The score gave Etienne Jr. his 21st total touchdown scored. Only eight players in franchise history have scored more touchdowns.



MOST TOUCHDOWNS SCORED FRANCHISE HISTORY

RK.	PLAYER (YEARS)	TOTAL TDS	RUSH TDS	REC. TDS
1.	RB Maurice Jones-Drew (2006-13)	81*	68	11
2.	RB Fred Taylor (1998-2008)	70	62	8
3.	WR Jimmy Smith (1995-2005)	69*	0	67
4.	RB James Stewart (1995-99)	38	33	5
5.	TE Marcedes Lewis (2006-17)	33	0	33
6.	WR Keenan McCardell (1996-2001)	30	0	30
7.	WR Allen Robinson II (2014-17)	22	0	22
	RB James Robinson (2020-22)	22	18	4
9.	RB Travis Etienne Jr. (2021-25)	21	19	2
	WR Allen Hurns (2014-17)	21	0	21

*each player had two return touchdowns

STACKING UP SCRIMMAGE YARDS

Etienne Jr. rushed 16 times for 143 yards along with three receptions for 13 yards, totaling 156 scrimmage yards in the win over the Panthers Week 1.

Etienne Jr.'s 143 rushing yards vs. Carolina was the second-highest single-game total of his career (156 in Week 8 of 2022). His career-long 71-yard run in the second quarter is the longest in the NFL in 2025 and the longest by a Jaguar since 2019 (Leonard Fournette - 81 yards).



Etienne Jr. has posted 301 scrimmage yards in 2025, the seventh most in the NFL. His 4,038 career scrimmage yards are the sixth most in franchise history.

CARRER SCRIMMAGE YARDS, FRANCHISE HISTORY

RK.	PLAYER (SEASONS)	SCRIMMAGE YARDS
1.	RB Fred Taylor (1998-2008)	13,632
2.	WR Jimmy Smith (1996-2005)	12,286
3.	RB Maurice Jones-Drew (2006-13)	10,944
4.	WR Keenan McCardell (1996-2001)	6,393
5.	TE Marcedes Lewis (2006-17)	4,502
6.	RB Travis Etienne Jr. (2021-25)	4,038

Etienne Jr. eclipsed 4,000 career scrimmage yards in Week 3 becoming just the eighth running back to total 4,000-plus scrimmage yards since 2022 joining Pro Bowlers Derrick Henry, Saquon Barkley, Josh Jacobs, Christian McCaffrey, Alvin Kamara, Tony Pollard and Aaron Jones.

MOST SCRIMMAGE YARDS AMONG NFL RUNNING BACKS SINCE 2022

RK.	PLAYER (CURRENT TEAM)	TOTAL YDS	RUSH YDS	REC. YDS
1.	Derrick Henry (BAL)	5,693	4,868	825
2.	Saquon Barkley (PHI)	5,408	4,473	935
3.	Josh Jacobs (G.B.)	5,053	3,967	1,086
4.	Christian McCaffrey (S.F.)	4,640	2,976	1,664
5.	Alvin Kamara (N.O.)	4,273	2,727	1,546
6.	Tony Pollard (TEN)	4,251	3,288	963
7.	Aaron Jones (MIN)	4,041	2,961	1,080
8.	Travis Etienne Jr. (JAX)	4,038	2,961	1,077



PLAYER NOTES

TUTEN TIME

RB Bhayshul Tuten registered eight carries for 42 yards (5.3 avg.) and two receptions for 32 yards and a touchdown in Week 2 at Cincinnati. Tuten's 74 scrimmage yards in Week 2 were the third most among NFL rookies.

MOST SCRIMMAGE YARDS AMONG NFL ROOKIES WEEK 2, 2025

RK.	PLAYER (TEAM)	SCR. YARDS	REC. YARDS	RUSH YARDS
1.	WR Tetairoa McMillan (CAR)	100	100	0
2.	TE Tyler Warren (IND)	79	79	0
3.	RB Bhayshul Tuten (JAX)	74	32	42
4.	RB Quinshon Judkins (CLE)	71	10	61
5.	RB Cam Skattebo (NYG)	59	14	59

The eight-yard touchdown catch was the first touchdown of Tuten's career. He became the first Jaguars rookie RB since 2020 to catch a touchdown (James Robinson - 3 times). His 24-yard catch was also the longest reception by a Jaguars rookie RB since Robinson in 2020.



TWO SCORES THROUGH THREE GAMES

Tuten opened the scoring for Jacksonville in Week 3 with a one-yard rushing touchdown. He became the only rookie in franchise history to register a rushing touchdown and a receiving touchdown within the first three games of his career.

Only two rookies have scored more touchdowns than Tuten in 2025. His two total touchdowns share the NFL lead among rookie running backs.

MOST TOUCHDOWNS SCORED AMONG NFL ROOKIES 2025

RK.	PLAYER (TEAM)	TDS	REC. TDS	RUSH TDS
1.	WR Emeka Egbuka (T.B.)	3	3	0
	WR Tory Horton (SEA)*	3	2	0
3.	RB Bhayshul Tuten (JAX)	2	1	1
	RB Jacory Croskey-Merritt (WAS)	2	0	2
	RB Cam Skattebo (NYG)	2	0	2
	WR Elic Ayomanor (TEN)	2	2	0

*Had a punt return TD



SUM 41

DE Josh Hines-Allen has totaled 16 quarterback pressures (according to Next Gen Stats), eight tackles, seven quarterback hits, one pass defended and 0.5 sack in 2025.

Splitting a 12-yard sack of Texans QB C.J. Stroud with DT Arik Armstead in Week 3 increased his career total to 53.5, leaving him just 2.0 sacks away from breaking the franchise record currently held by DE Tony Brackens (55.0).

SACKS FRANCHISE HISTORY

RK.	PLAYER (SEASONS)	SACKS
1.	DE Tony Brackens (1996-2003)	55.0
2.	DE Josh Hines-Allen (2019-25)	53.5
3.	DE Yannick Ngakoue (2016-19)	37.5

Since he entered the NFL in 2019, Hines-Allen's 53.5 career sacks place sixth in the AFC.



SACKS AFC, SINCE 2019

RK.	PLAYER (TEAM)	SACKS
1.	LB T.J. Watt (PIT)	90.0
2.	DE Myles Garrett (CLE)	86.0
3.	DE Maxx Crosby (L.V.)	61.5
4.	DE Trey Hendrickson (CIN)	59.0
5.	DT Chris Jones (K.C.)	57.5
6.	DE Josh Hines-Allen (JAX)	53.5
7.	LB Harold Landry (NE)	49.5
8.	LB Matthew Judon (MIA)	47.5
9.	DE Joey Bosa (BUF)	44.5
	DT Cameron Heyward (PIT)	44.5

Hines-Allen's 53.5 sacks rank fourth among the 2019 NFL Draft class.

SACKS 2019 DRAFT CLASS

RK.	PLAYER (TEAM)	SACKS
1.	DE Nick Bosa (S.F.)	64.5
2.	DE Maxx Crosby (L.V.)	61.5
3.	LB Brian Burns (NYG)	58.5
4.	DE Josh Hines-Allen (JAX)	53.5
5.	DE Montez Sweat (CHI)	48.0

Hines-Allen extended his streak of seasons with 7.0-plus sacks to four in 2024, tying DE Yannick Ngakoue for the longest streak of seasons with at least 7.0 sacks in franchise history.

CONSECUTIVE SEASONS WITH 7.0-PLUS SACKS FRANCHISE HISTORY

RK.	PLAYER	SEASONS
1.	DE Josh Hines-Allen	2021-24 (4)
	DE Yannick Ngakoue	2016-19 (4)
3.	DE Tony Brackens	1999-2001 (3)

NUMBER TO KNOW: FOUR-ONE IS ONE OF SIX

1 OF 6

Since 2022, Hines-Allen has totaled 33.0 sacks and seven forced fumbles. He is **one of six** players in the NFL to reach both of those marks in that time span, joined by DE Nick Bosa, DE Myles Garrett, DE Trey Hendrickson, DE Danielle Hunter and LB T.J. Watt.



PLAYER NOTES

GETTING TO THE QUARTERBACK

Hines-Allen registered his 11th-career game with 2.0-plus sacks (2.0) in Week 9 of 2024 at Philadelphia. His 11 games with 2.0-or-more sacks are the most in franchise history and are sixth-most in the AFC since he entered the league in 2019.

GAMES WITH 2.0-PLUS SACKS FRANCHISE HISTORY

RK.	PLAYER (SEASONS)	GAMES
1.	DE Josh Hines-Allen (2019-25)	11
2.	DE Yannick Ngakoue (2016-19) DE Tony Brackens (1996-2003)	8

GAMES WITH 2.0-PLUS SACKS AFC, SINCE 2019

RK.	PLAYER (TEAM)	GAMES
1.	LB T.J. Watt (PIT)	22
2.	DE Myles Garrett (CLE)	18
3.	DE Maxx Crosby (L.V.)	13
4.	DT Chris Jones (K.C.) DE Trey Hendrickson (CIN)	12
6.	DE Josh Hines-Allen (JAX)	11



With 19 quarterback hits in 2024, Hines-Allen posted his sixth season with 10-plus quarterback hits, the most in franchise history (stat began being tracked in 2006).

Hines-Allen is one of five players in the AFC to produce 10-plus quarterback hits in each of the past six seasons (2019-24).

SEASONS WITH 10-PLUS QUARTERBACK HITS AFC, 2019-24

PLAYER (TEAM)	SEASONS
DE Josh Hines-Allen (JAX)	6
DE Maxx Crosby (L.V.)	6
DE Myles Garrett (CLE)	6
DT Chris Jones (K.C.)	6
LB T.J. Watt (PIT)	6

Hines-Allen already has seven quarterback hits three games into the 2025 season, tied for third most in the NFL.

NFL QUARTERBACK HITS LEADERS 2025

RK.	PLAYER (TEAM)	QUARTERBACK HITS
1.	DE Zach Allen (DEN)	10
2.	LB Nik Bonitto (DEN)	9
3.	DE Josh Hines-Allen (JAX)	7
	DE Rahsan Gary (G.B.)	7
	LB Harold Landry (N.E.)	7

NO LOVE LOST

Hines-Allen totaled 10 tackles for loss in 2024. It marked his fourth-consecutive season with 10-plus tackles for loss, passing DE Calais Campbell and Ngakoue for the longest such streak in franchise history.



CONSECUTIVE SEASONS WITH 10-PLUS TACKLES FOR LOSS FRANCHISE HISTORY

RK.	PLAYER	SEASONS
1.	DE Josh-Hines Allen	2021-24 (4)
2.	DE Calais Campbell DE Yannick Ngakoue	2017-19 (3)

Hines-Allen's 63-career tackles for loss are the most in franchise history.

APPLYING PRESSURE

According to Next Gen Stats, Since entering the league in 2019, Hines-Allen's 366 quarterback pressures are fourth-most in the NFL and second-most in the AFC.

QUARTERBACK PRESSURES NFL, SINCE 2019

RK.	PLAYER (TEAM)	QUARTERBACK PRESSURES
1.	DE Myles Garrett (CLE)	420
2.	DE Trey Hendrickson (CIN)	408
3.	DE Josh Hines-Allen (JAX)	366
4.	DE Nick Bosa (S.F.)	365
5.	DE Maxx Crosby (L.V.)	358

QUARTERBACK PRESSURES AFC, SINCE 2019

RK.	PLAYER (TEAM)	QUARTERBACK PRESSURES
1.	DE Myles Garrett (CLE)	420
2.	DE Josh Hines-Allen (JAX)	366
3.	DE Maxx Crosby (L.V.)	358

Hines-Allen has totaled 16 quarterback pressures in 2025, the sixth most in the NFL in 2025 and the most he has totaled through the first three games of a season in his career.

QUARTERBACK PRESSURES NFL, 2025

RK.	PLAYER (TEAM)	QUARTERBACK PRESSURES
1.	LB Nik Bonitto (DEN)	21
2.	LB Micah Parsons (G.B.)	19
3.	DE Dorrance Armstrong (WAS) LB Yaya Diaby (T.B.)	18
5.	DE Will Anderson (HOU)	17
6.	DE Josh Hines-Allen (JAX)	16



PLAYER NOTES

WALK IT LIKE I TALK IT

DE Travon Walker finished the 2024 season with 61 tackles (31 solo), 15 quarterback hits, 13 tackles for loss, 10.5 sacks, two forced fumbles, one 35-yard fumble recovery touchdown and one pass defended. He set career highs in tackles, tackles for loss, sacks and forced fumbles.

Walker's 10.5 sacks were tied-eighth most in the AFC in 2024.

With 10.0 sacks in 2023 and 10.5 in 2024, this marked Walker's second-consecutive season with double-digit sacks. He became the second player in franchise history to post 10.0-plus sacks in back-to-back seasons and the first to do so within their first three years in the NFL.

JAGUARS WITH 10.0 SACKS IN BACK-TO-BACK SEASONS



DE CALAIS CAMPBELL
2017: 14.5 SACKS
2018: 10.5 SACKS



DE TRAVON WALKER
2023: 10.0 SACKS
2024: 10.5 SACKS

Walker is one of six players in the past 10 seasons (since 2015) with consecutive seasons of over 10.0 sacks within their first three years in the league.



CONSECUTIVE SEASONS WITH 10.0-PLUS SACKS NFL, YEARS 1 - 3, SINCE 2015

PLAYER (TEAM)	SEASONS
DE Travon Walker (JAX)	2023-24 (2)
LB Micah Parsons (DAL)	2021-23 (3)
DE Myles Garrett (CLE)	2018-19 (2)
LB T.J. Watt (PIT)	2018-19 (2)
LB Joey Bosa (LAC)	2016-17 (2)
LB Khalil Mack (OAK)	2015-16 (2)

With 24.0 sacks from 2022-24, Walker passed DE Josh Hines-Allen (20.5) to rank second in franchise history in sacks within a player's first three seasons.

SACKS YEARS 1 - 3, FRANCHISE HISTORY

RK.	PLAYER (SEASONS)	SACKS
1.	DE Yannick Ngakoue (2016-18)	29.5
2.	DE Travon Walker (2022-24)	24.0
3.	DE Josh Hines-Allen (2019-21)	20.5

Walker claimed his first sack of the 2025 campaign in Week 2 at Cincinnati. He followed up with a 12-yard sack of Texans QB C.J. Stroud in the Week 3 win. His 26.0 career sacks rank ninth in franchise history.

SACKS FRANCHISE HISTORY

RK.	PLAYER (SEASONS)	SACKS
1.	DE Tony Brackens (1996-2003)	55.0
2.	DE Josh Hines-Allen (2019-24)	53.0
3.	DE Yannick Ngakoue (2016-19)	37.5
4.	DE Joel Smeenge (1995-2000)	34.0
5.	DE Calais Campbell (2017-19)	31.5
6.	DE John Henderson (2002-09)	29.0
7.	DE Paul Spicer (2001-08)	28.5
	LB Kevin Hardy (1996-2001)	28.5
9.	DE Travon Walker (2022-25)	26.0
10.	DE Dawuane Smoot (2017-23, 2025)	24.5

COLLECTING SACKS FAST

With Walker's seven-yard sack of Bengals QB Jake Browning in Week 2, he registered the 25th sack of his career in just his 51st NFL game. In franchise history, only DE Yannick Ngakoue (40 games) reached the milestone in fewer games.

FASTEST PLAYERS TO REACH 25.0 SACKS FRANCHISE HISTORY

RK.	PLAYER (YEARS)	GAMES
1.	DE Yannick Ngakoue (2016-18)	40
2.	DE Travon Walker (2022-25)	51
3.	DE Tony Brackens (1996-99)	52
4.	DE Josh Hines-Allen (2019-22)	54
5.	LB Kevin Hardy (1996-2001)	80



In his past 24 games played (since Week 15 of 2023), Walker's 17.5 sacks are the third-most in the league.

SACKS NFL, WEEK 15 OF 2023 - PRESENT

RK.	PLAYER (TEAM)	SACKS
1.	DE Trey Hendrickson (CIN)	22.0
2.	DE Myles Garrett (CLE)	18.5
3.	DE Travon Walker (JAX)	17.5
	LB Nik Bonitto (DEN)	17.5
5.	LB T.J. Watt (PIT)	16.5

With 15 quarterback hits in 2024, Walker recorded his third-consecutive season with over 10 quarterback hits. He is one of three players (Hines-Allen and DE Yannick Ngakoue) in franchise history to reach 10 quarterback hits in each of their first three seasons.

Walker totaled a single-game career-high three quarterback hits in Week 2 at Cincinnati and another in the win vs. Houston, bringing his career total to 48. His 48 career quarterback hits are sixth-most in franchise history.

QUARTERBACK HITS FRANCHISE HISTORY

RK.	PLAYER (SEASONS)	QUARTERBACK HITS
1.	DE Josh Hines-Allen (2019-25)	123
2.	DE Yannick Ngakoue (2016-19)	85
3.	DE Calais Campbell (2017-19)	77
4.	DE Dawuane Smoot (2017-23)	64
5.	DT Tyson Alualu (2010-16)	51
6.	DE Travon Walker (2022-25)	48
7.	DE Jeremy Mincey (2007-13)	45



PLAYER NOTES

TFL TRA

Walker's 13 tackles for loss in 2024 made him one of three players in franchise history (Ngakoue and LB Telvin Smith) to produce back-to-back seasons with double-digit tackles for loss within their first three years in the NFL.

Walker has a tackle for loss in each of his last two games bringing his career total to 30, tied for seventh most in franchise history.

TACKLES FOR LOSS FRANCHISE HISTORY

RK.	PLAYER (SEASONS)	TACKLES FOR LOSS
1.	DE Josh-Hines Allen (2019-25)	63
2.	LB Telvin Smith (2014-18)	52
3.	LB Paul Posluszny (2011-17)	45
4.	DE Calais Campbell (2017-19)	44
5.	DE Yannick Ngakoue (2016-19)	42
6.	DE Jeremy Mincey (2007-13)	31
7.	DE Travon Walker (2022-25)	30
	DT Tyson Alualu (2010-16)	30
	DT Sen'Derrick Marks (2013-16)	30
10.	LB Foyesade Oluokun (2022-25)	28



WALKER'S CAREER DAY

Walker posted a single-game career-high 3.0 sacks in Week 5 of 2024 vs. Indianapolis along with five tackles (four solo), three tackles for loss, three quarterback hits, one pass defended and one forced fumble.

He became the only player in franchise history and the only player in the NFL in 2024 to record five-plus tackles, 3.0 sacks, a forced fumble, a pass defended, a tackle for loss and a quarterback hit in a single game.

Walker is one of seven players in franchise history to post 3.0 sacks in a single game.

GAMES WITH 3.0-PLUS SACKS FRANCHISE HISTORY

RK.	PLAYER (SEASONS)	GAMES
1.	DE Josh Hines-Allen (2019-25)	3
2.	DE Calais Campbell (2017-19)	2
3.	DE Travon Walker (2022-25)	1
	DE Chris Clemons (2014-15)	1
	DE John Henderson (2002-09)	1
	DE Kelvin Pritchett (1995-98)	1
	DE Paul Spicer (2001-08)	1




TRAVON TO THE HOUSE

Walker recovered a fumble for a 35-yard touchdown in Week 9 at Philadelphia last season, the first defensive touchdown of his career.

This was the fifth-longest fumble recovery by a defensive lineman in franchise history.

LONGEST FUMBLE RECOVERY JAGUARS DEFENSIVE LINEMEN, FRANCHISE HISTORY

RK.	PLAYER (YEAR)	FUMBLE RECOVERY LONG
1.	DE Yannick Ngakoue (2017)	67t
2.	DE Dante Fowler Jr. (2017)	53t
3.	DE Alan Branch (2015)	49t
4.	DE Josh Hines-Allen (2023)	37t
5.	DE Travon Walker (2024)	35t



THE PRESSURE IS ON

Walker's 161 career quarterback pressures are ninth-most in the AFC since being drafted in 2022.

Hines-Allen's 242 pressures in that span are third-most in the AFC.

The Jaguars are the one of two NFL teams (Kansas City) to have two players with 150-plus pressures since 2022.

QUARTERBACK PRESSURES AFC, SINCE 2022

RK.	PLAYER (TEAM)	QUARTERBACK PRESSURES
1.	DE Myles Garrett (CLE)	249
2.	DE Trey Hendrickson (CIN)	245
3.	DE Josh Hines-Allen (JAX)	242
4.	DE Maxx Crosby (L.V.)	204
5.	LB Alex Highsmith (PIT)	196
6.	LB Khalil Mack (LAC)	190
7.	DT Chris Jones (K.C.)	188
8.	DT Quinnen Williams (NYJ)	177
9.	DE Travon Walker (JAX)	161
10.	DT DeForest Buckner (IND)	159



PLAYER NOTES

DOUBLE TROUBLE

Since Walker was drafted in 2022, the Jaguars are one of five teams in the NFL to have two-or-more players total over 25 sacks.

TEAMS WITH TWO-PLUS PLAYERS WITH 25.0-PLUS SACKS NFL, 2022-25

TEAM	PLAYERS
JAX	DE Josh Hines-Allen, DE Travon Walker
BAL	DT Nnamdi Madubuike, LB Kyle Van Noy
PIT	LB Alex Highsmith, LB T.J. Watt
GB	LB Micah Parsons, DE Rashan Gary
K.C.	DT Chris Jones, DE George Karlaftis III



Hines-Allen and Walker have each recorded at least one sack in the same game nine times, tied for sixth-most in franchise history by any duo.

DUOS WITH MOST GAMES WITH AT LEAST 1.0 SACK FRANCHISE HISTORY

RK.	PLAYERS	GAMES
1.	DT Malik Jackson and DE Yannick Ngakoue	11
	DE Tony Brackens and DE Joe Smeenge	11
	DE Tony Brackens and DE Gary Walker	11
4.	DE Calais Campbell and DE Yannick Ngakoue	10
	DE Tony Brackens and LB Kevin Hardy	10
6.	DE Josh Hines-Allen and DE Travon Walker	9
	LB Kevin Hardy and DE Gary Walker	9

PASSERS BEWARE

Through three games, the **Jaguars Defense** has held its opponents to a passer rating of 65.5, the lowest mark in the NFL.

LOWEST OPPONENT PASSER RATING IN THE NFL 2025

RK.	TEAM	RATING
1.	Jacksonville Jaguars	65.5
2.	Carolina Panthers	66.9
3.	Los Angeles Chargers	67.9
4.	Atlanta Falcons	76.0
5.	Seattle Seahawks	76.4



FOYELICIOUS

LB Foyesade Oluokun finished the 2024 season with 107 tackles (60 solo) in 13 games played.

It marked Oluokun's fifth-consecutive season with 100-plus tackles, making him one of six players in the NFL with an active streak of five-plus seasons with over 100 tackles.



CONSECUTIVE SEASONS WITH 100-PLUS TACKLES NFL, ACTIVE STREAKS

PLAYER (TEAM)	SEASONS
LB Bobby Wagner (WAS)	2014-24 (11)
LB Demario Davis (N.O.)	2017-24 (8)
LB Tremaine Edmunds (CHI)	2018-24 (7)
LB Roquan Smith (BAL)	2018-24 (7)
LB Fred Warner (S.F.)	2018-24 (7)
LB Foyesade Oluokun (JAX)	2020-24 (5)

Oluokun's 942 tackles are third-most in the league since entering the NFL in 2018.

TOTAL TACKLES NFL, SINCE 2018

RK.	PLAYER (TEAM)	TACKLES
1.	LB Bobby Wagner (WAS)	1,092
2.	LB Roquan Smith (BAL)	1,029
3.	LB Foyesade Oluokun (JAX)	942
4.	LB Fred Warner (S.F.)	926
5.	LB Lavonte David (T.B.)	858

His 488 tackles since joining the Jaguars in 2022 are also third-most in the league, while his 313 solo tackles are the most. With six solo tackles in Week 1 vs. Carolina, Oluokun became the fastest player in franchise history to reach 300 solo tackles, doing so in 48 games played as a Jaguar.



PLAYER NOTES

TOP TACKLER

Oluokun totaled 10 tackles in Week 1's win over Carolina, marking his fourth consecutive season opener with double-digit tackles, the longest active streak in the NFL and the most Week 1 games with 10-plus tackles in franchise history.

Oluokun has produced double-digit tackles in 25 games since joining the Jaguars in 2022, including four times in his last eight games. His 25 games with 10-plus tackles are third-most in the NFL in that span and are second-most in franchise history.



GAMES WITH 10-PLUS TACKLES NFL, SINCE 2022

RK.	PLAYER (TEAM)	GAMES
1.	LB Zaire Franklin (IND)	29
2.	LB Roquan Smith (BAL)	28
3.	LB Foyesade Oluokun (JAX)	25

GAMES WITH 10-PLUS TACKLES FRANCHISE HISTORY

RK.	PLAYER (SEASONS)	GAMES
1.	LB Paul Postuszny (2011-17)	37
2.	LB Foyesade Oluokun (2022-25)	25
3.	LB Mike Peterson (2003-08)	19

Oluokun registered at least six tackles in 34-straight games played from Week 3 of 2022 to Week 2 of 2024. This is the third-longest streak since the 1970 AFL-NFL Merger and the longest in franchise history.

CONSECUTIVE GAMES WITH SIX-PLUS TACKLES NFL, SINCE 1970

RK.	PLAYER (TEAM)	GAMES	WEEKS
1.	LB Zach Thomas (MIA)	38	W4 of 2002 - W11 of 2004
2.	LB Lavonte David (T.B.)	35	W9 of 2012 - W11 of 2014
3.	LB Foyesade Oluokun (JAX)	34	W3 of 2022 - W2 of 2024

OLUOKUN CAN DO IT ALL

After forcing two turnovers and producing 10 tackles in a Week 1 performance that earned him AFC Defensive Player of the Week, Oluokun followed up with seven tackles, two tackles for a loss and a sack Week 2 in Cincy.

He is the only NFL player to have at least 20 tackles, one interception, one forced fumble and one sack in 2025.

Oluokun's two tackles for loss gave him 28 as a Jaguar. Only nine players in franchise history have more tackles for loss with the team. His 28 tackles for loss since he joined Jacksonville in 2022 also rank ninth among AFC linebackers in that span.



TACKLES FOR LOSS AMONG AFC LINEBACKERS SINCE 2022

RK.	PLAYER (TEAM)	TACKLES FOR LOSS
1.	T.J. Watt (PIT)	48
2.	Quincy Williams (NYJ)	42
3.	Khalil Mack (LAC)	40
4.	Jeremiah Owusu-Koramoah (CLE)	37
5.	Harold Landry III (NE)	33
6.	Nik Bonitto (DEN)	32
7.	Kyle Van Noy (BAL)	31
8.	Alex Highsmith (PIT)	30
9.	Foyesade Oluokun (JAX)	28
10.	Zaire Franklin (IND)	26

BRINGING HOME HARDWARE

After registering a team-high 10 tackles, a forced fumble and an interception in the win over the Panthers, Oluokun was named the AFC Defensive Player of the Week for Week 1.

He was the only player in the NFL to force multiple turnovers in Week 1. Since 2020, Oluokun is one of five players in the NFL to record 10-plus tackles, an interception and a forced fumble in a single game and is the fourth player in franchise history to do so.

The award was Oluokun's third Player of the Week Award of his career and his first with the Jaguars.



TAKEAWAYS FOR DAYS

Oluokun and CB Jourdan Lewis combined for three takeaways in the Jaguars' Week 1 win against the Panthers. Oluokun and Lewis each had an interception while Lewis recovered a fumble forced by Oluokun. It marked Oluokun's third-career game forcing multiple turnovers and Lewis' second with multiple takeaways.

The interception was the eighth of Oluokun's career. That is sixth most among active linebackers since he entered the league in 2018.



MOST INTERCEPTIONS AMONG ACTIVE NFL LINEBACKERS SINCE 2018

RK.	PLAYER (TEAM)	INTERCEPTIONS	INT. YARDS
1.	Tremaine Edmunds (CHI)	12	88
2.	Logan Wilson (CIN)	11	114
3.	Roquan Smith (BAL)	10	162
	Fred Warner (S.F.)	10	202
5.	Matt Milano (BUF)	9	141
6.	Foyesade Oluokun (JAX)	8	169

The takeaway trend continued in Cincinnati as LB Devin Lloyd, S Eric Murray and S Andrew Wingard all came up with interceptions.

In Week 3's win over Houston, the Jaguars extended their NFL highs in takeaways and interceptions to nine and seven, respectively, after Lewis and S Antonio Johnson came up with interceptions and Lloyd recovered a fumble forced by CB Tyson Campbell.

It marked the first time in franchise history that Jacksonville has had three-or-more turnovers in three straight games. The Jaguars seven interceptions are the team's most through the first three games of a season in franchise history.

Lewis' two interceptions through three games are tied for the most in the NFL while he owns sole possession of the NFL passes defended lead.

MOST INTERCEPTIONS IN THE NFL

2025			
RK.	PLAYER (TEAM)	INTERCEPTIONS	PASSES DEFENSED
1.	CB Jourdan Lewis (JAX)	2	6
	CB Derion Kendrick (SEA)	2	5
	LB Tremaine Edmunds (CHI)	2	3
	CB Camryn Bynum (IND)	2	3
	S Jordan Battle (CIN)	2	2



PLAYER NOTES

#0 KEEPS IT 100

LB Devin Lloyd led the team with 113 tackles (61 solo) in 2024 along with seven tackles for loss, five quarterback hits, four passes defended, 2.0 sacks, one interception and one forced fumble.

This marked Lloyd's third-consecutive season with 100-plus tackles, making him the third player in franchise history to record over 100 tackles in each of their first three seasons in the NFL.

JAGUARS WITH 100-PLUS TACKLES IN EACH OF THEIR FIRST THREE SEASONS



S JOHNATHAN CYPRIEN
2013: 103 TACKLES
2014: 114 TACKLES
2015: 103 TACKLES

LB TELVIN SMITH
2014: 104 TACKLES
2015: 128 TACKLES
2016: 119 TACKLES

LB DEVIN LLOYD
2022: 115 TACKLES
2023: 127 TACKLES
2024: 113 TACKLES

Lloyd's 364 tackles over the past four seasons are the most among the 2022 NFL Draft class. His 355 tackles from 2022-24 are the most by any player in franchise history over their first three years in the NFL.

TOTAL TACKLES 2022 DRAFT CLASS

RK.	PLAYER (TEAM)	TACKLES
1.	LB Devin Lloyd (JAX)	364
2.	LB Quay Walker (G.B.)	356
3.	S Jalen Pitre (HOU)	301

TOTAL TACKLES YEARS 1 - 3, FRANCHISE HISTORY

RK.	PLAYER (SEASONS)	TACKLES
1.	LB Devin Lloyd (2022-24)	355
2.	LB Telvin Smith (2014-16)	345
3.	S Johnathan Cyprien (2013-15)	311

DYNAMIC DUO

Since Lloyd and Oluokun came to Jacksonville in 2022, the Jaguars are one of three teams in the AFC to have two players each total over 300 tackles.

The Jaguars are also one of three teams in the NFL (Chicago and Seattle) with two players that have posted 100-plus tackles in each of the last three seasons (2022-24).



TEAMS WITH TWO-PLUS PLAYERS WITH 300-PLUS TACKLES AFC, 2022-25

TEAM	COUNT	PLAYERS
JAX	2	LB Devin Lloyd, LB Foyesade Oluokun
KC	2	LB Drue Tranquill, LB Nick Bolton
NYJ	2	LB C.J. Mosley, LB Quincy Williams

TYSON CAMPBELL

In Week 2 at Cincinnati, **CB Tyson Campbell** totaled five tackles and matched a career high with three passes defended giving him 40 in his career.


He passed LB Daryl Smith and DT John Henderson for the eighth most in franchise history. Campbell also ranks sixth among cornerbacks.

PASSES DEFENSED CORNERBACKS, FRANCHISE HISTORY

RK.	PLAYER (SEASONS)	PASSES DEFENSED
1.	CB Rashean Mathis (2003-12)	104
2.	CB Aaron Beasley (1996-2001)	71
3.	CB Fernando Bryant (1999-2003)	50
4.	CB Dave Thomas (1995-99)	49
5.	CB Jalen Ramsey (2016-19)	45
6.	CB Tyson Campbell (2021-25)	41
7.	CB Darius Williams (2022-23)	35
8.	CB A.J. Bouye (2017-19)	34
9.	CB Derek Cox (2009-12)	32
	CB Tre Herndon (2018-23)	32

PASSES DEFENSED FRANCHISE HISTORY

RK.	PLAYER (SEASONS)	PD
1.	CB Rashean Mathis (2003-12)	104
2.	CB Aaron Beasley (1996-2001)	71
3.	CB Fernando Bryant (1999-2003)	50
4.	S Donovan Darius (1998-2006)	49
	CB Dave Thomas (1995-99)	49
6.	DE Tony Brackens (1996-2003)	48
7.	CB Jalen Ramsey (2016-19)	45
8.	CB Tyson Campbell (2021-25)	41
9.	LB Daryl Smith (2004-12)	39
10.	DT John Henderson (2002-09)	38



Campbell's five passes defended in 2025 are tied for second in the NFL, trailing only teammate CB Jourdan Lewis. The Jaguars have an NFL-high 27 passes defended in 2025.

PASSES DEFENSED NFL, 2025

RK.	PLAYER (TEAM)	PASSES DEFENSED
1.	CB Jourdan Lewis (JAX)	6
2.	CB Tyson Campbell (JAX)	5
	CB Keisean Nixon (G.B.)	5
	CB Derion Kendrick (SEA)	5
	S Quentin Lake (LAR)	5
	CB D.J. Turner II (CIN)	5



2025 TEAM RANKINGS

AMERICAN FOOTBALL CONFERENCE

	OFFENSE			DEFENSE		
	TOTAL	RUSH	PASS	TOTAL	RUSH	PASS
Baltimore Ravens	6	6	7	16	15	16
Buffalo Bills	*1	*1	3	4	16	*1
Cincinnati Bengals	16	16	14	12	10	13
Cleveland Browns	10	13	9	*1	*1	2
Denver Broncos	9	4	12	9	9	9
Houston Texans	13	9	13	7	6	6
Indianapolis Colts	2	2	2	2	4	3
Jacksonville Jaguars	4	3	6	5	3	8
Kansas City Chiefs	8	7	8	6	7 T	5
Las Vegas Raiders	7	14	4	11	7 T	12
Los Angeles Chargers	3	10	*1	3	5	4
Miami Dolphins	11	11	10	13	13	10
New England Patriots	5	8	5	8	2	15
New York Jets	12	5	15	10	11	7
Pittsburgh Steelers	14	15	11	15	12	14
Tennessee Titans	15	12	16	14	14	11

NATIONAL FOOTBALL CONFERENCE

	OFFENSE			DEFENSE		
	TOTAL	RUSH	PASS	TOTAL	RUSH	PASS
Arizona Cardinals	14	10	14	13	2	15
Atlanta Falcons	8	3	10	*1	5	*1
Carolina Panthers	13	15	13	12	14	7
Chicago Bears	6	9	6	14	15	13
Dallas Cowboys	2	6	2	15	11	16
Detroit Lions	*1	2	3	7	6	8
Green Bay Packers	12	12	8	2	*1	5
Los Angeles Rams	3	5	5	4	8	4
Minnesota Vikings	16	7	16	5	12	2
New Orleans Saints	11	11	9	9	9	9
New York Giants	7	13 T	4	16	16	14
Philadelphia Eagles	15	8	15	10	13	6
San Francisco 49ers	4	16	*1	3	10	3
Seattle Seahawks	10	13 T	7	8	4	11
Tampa Bay Buccaneers	9	4	12	6	3	10
Washington Commanders	5	*1	11	11	7	12

NATIONAL FOOTBALL LEAGUE

	OFFENSE			DEFENSE		
	TOTAL	RUSH	PASS	TOTAL	RUSH	PASS
Arizona Cardinals	25	16	28	23	4	30
Atlanta Falcons	13	6	19	2	10	*1
Baltimore Ravens	14	12	14	32	30	31
Buffalo Bills	*1	*1	5	9	32	2
Carolina Panthers	24	25	23	21	25	12
Chicago Bears	10	15	11	29	26 T	27
Cincinnati Bengals	32	32	27	25	21	25
Cleveland Browns	22	29	16	*1	*1	4
Dallas Cowboys	4	11	3	30	17	32
Denver Broncos	19 T	8	25	19	20	18
Detroit Lions	3	4	8	13	11	15
Green Bay Packers	21	20	17	3	3	7
Houston Texans	29	23	26	16	16	13
Indianapolis Colts	2	3	4	7	8	8
Jacksonville Jaguars	8	5	13	10	5	16
Kansas City Chiefs	17	17	15	11 T	18 T	10
Las Vegas Raiders	16	30	6	24	18 T	24
Los Angeles Chargers	6	24	2	8	9	9
Los Angeles Rams	5	9 T	10	5	13	6
Miami Dolphins	23	26 T	21	26	28	21
Minnesota Vikings	28	13	30	6	22	3
New England Patriots	11	19	7	17	2	29
New Orleans Saints	19 T	18	18	15	14	17
New York Giants	12	21 T	9	31	31	28
New York Jets	26	9 T	31	22	23	14
Philadelphia Eagles	27	14	29	18	24	11
Pittsburgh Steelers	30	31	24	28	26 T	26
San Francisco 49ers	7	26 T	*1	4	15	5
Seattle Seahawks	18	21 T	12	14	7	20
Tampa Bay Buccaneers	15	7	22	11 T	6	19
Tennessee Titans	31	28	32	27	29	22
Washington Commanders	9	2	20	20	12	23

* = NFL leader | T = Tied for position



JAGUARS 2025 TEAM STATS

JACKSONVILLE JAGUARS / REGULAR SEASON WEEK 3 / THROUGH SUNDAY, SEPTEMBER 21, 2025

WON 2, LOST 1				
09/07	W	26-10	Carolina	59,957
09/14	L	27-31	at Cincinnati	65,871
09/21	W	17-10	Houston	58,161

2025 TEAM STATISTICS		
	JAX	OPP.
FIRST DOWNS	57	52
Rushing	20	12
Passing	34	33
Penalty	3	7
Third Down-Made/Att	15/40	18/44
Third Down Efficiency	37.5%	40.9%
Fourth Down-Made/Att	2/4	2/4
Fourth Down Efficiency	50.0%	50.0%
TOTAL NET YARDS	1,069	876
Avg. Per Game	356.3	292.0
Total Plays	199	185
Avg. Per Play	5.4	4.7
NET YARDS RUSHING	425	248
Avg. Per Game	141.7	82.7
Total Rushes	83	61
Avg. Per Rush	5.1	4.1
NET YARDS PASSING	644	628
Avg. Per Game	214.7	209.3
Sacked/Yards Lost	3/27	6/47
Gross Yards	671	675
Attempts/Completions	113/63	118/71
Pct. of Completion	55.8%	60.2%
Had Intercepted	4	7
PUNTS/AVERAGE	10/49.9	11/46.6
Net Punting Average	45.7	42.7
PUNT RETURN/AVG.	5/8.6	5/4.4
KICKOFF RETURN/AVG.	8/22.6	10/25.0
INTERCEPTION RETURN/AVG.	7/11.3	4/3.5
PENALTIES/YARDS	26/218	14/130
FUMBLES/BALL LOST	1/0	2/2
TOUCHDOWNS	7	6
Rushing	3	1
Passing	4	5
Returns	0	0
EXTRA POINTS/ATTEMPTS	7/7	6/6
TWO POINT CONVERSION/ATT.	0/0	0/0
FIELD GOALS/ATTEMPTS	7/8	3/4
AVG. TIME OF POSSESSION	31:50	28:10

* SCORE BY PERIODS						
	Q1	Q2	Q3	Q4	OT	PTS
TEAM	17	27	10	16	0	70
OPPONENTS	10	6	14	21	0	51

SCORING									
	TD	RU	PA	RT	K-PAT	FG	2PT	S	PTS
C. Little	0	0	0	0	7/7	7/8	0	0	28
T. Etienne Jr.	2	1	1	0	0/0	0/0	0	0	12
B. Tuten	2	1	1	0	0/0	0/0	0	0	12
D. Brown	1	0	1	0	0/0	0/0	0	0	6
H. Long	1	0	1	0	0/0	0/0	0	0	6
B. Thomas Jr.	1	1	0	0	0/0	0/0	0	0	6
TEAM	7	3	4	0	7/7	7/8	0	0	70
OPPONENTS	6	1	5	0	6/6	3/4	0	0	51

2-Pt Conv: TM 0-0, OPP 0-0

C. Little: (35G, 47G, 34G, 28G) (42G, 25G) (39G, 47WR)
 OPP: (48G) (31G) (52WR, 27G)

SACKS: T. Walker 2.0, A. Armstead 1.5, D. Smoot 1.0, F. Oluokun 1.0, J. Hines-Allen 0.5, TM 6.0, OPP 3.0 FUM/LOST: T. Lawrence 1/0, TM 1/0, OPP 2/2

* PASSING													
	ATT	CMP	YDS	CMP%	YDS/ATT	TD	TD%	INT	INT%	LONG	SACK	LOST	RATING
T. Lawrence	113	63	671	55.8	5.9	4	3.5	4	3.5	46	3	27	70.3
TEAM	113	63	671	55.8	5.9	4	3.5	4	3.5	46	3	27	70.3
OPPONENTS	118	71	675	60.2	5.7	5	4.2	7	5.9	50t	6	47	65.5

* RUSHING					
	NO.	YDS	AVG	LONG	TD
T. Etienne Jr.	46	270	5.9	71	1
B. Tuten	17	74	4.4	9	1
T. Lawrence	8	25	3.1	10	0
L. Allen Jr.	3	20	6.7	9	0
D. Brown	3	15	5.0	9	0
T. Bigsby	5	12	2.4	4	0
B. Thomas Jr.	1	9	9.0	9t	1
TEAM	83	425	5.1	71	3
OPPONENTS	61	248	4.1	22	1

* RECEIVING						
	TAR	NO.	YDS	AVG	LONG	TD
B. Thomas Jr.	25	7	115	16.4	46	0
B. Strange	16	13	137	10.5	24	0
P. Washington	16	9	110	12.2	40	0
T. Hunter	16	10	76	7.6	21	0
D. Brown	14	10	116	11.6	23	1
T. Etienne Jr.	8	5	31	6.2	11t	1
H. Long	4	3	18	6.0	7	1
B. Tuten	3	2	32	16.0	24	1
T. Patrick	2	1	16	16.0	16	0
L. Allen Jr.	2	2	13	6.5	9	0
J. Mundt	2	1	7	7.0	7	0
TEAM	108	63	671	10.7	46	4
OPPONENTS	113	71	675	9.5	50t	5

* INTERCEPTIONS					
	NO.	YDS	AVG	LONG	TD
J. Lewis	2	6	3.0	6	0
A. Wingard	1	39	39.0	39	0
D. Lloyd	1	22	22.0	22	0
E. Murray	1	12	12.0	12	0
A. Johnson	1	0	0.0	0	0
F. Oluokun	1	0	0.0	0	0
TEAM	7	79	11.3	39	0
OPPONENTS	4	14	3.5	10	0

* FUMBLES					
	FUM	LST	FF	REC	TD
T. Lawrence	1	0	0	1	0
TEAM	1	0	0	1	0
OPPONENTS	2	2	0	0	0

* PUNTING								
	NO.	YDS	AVG	NET	TB	IN	LG	B
L. Cooke	10	499	49.9	45.7	1	4	60	0
TEAM	10	499	49.9	45.7	1	4	60	0
OPPONENTS	11	513	46.6	42.7	0	6	66	0

* PUNT RETURNS						
	RET	FC	YDS	AVG	LONG	TD
P. Washington	5	0	43	8.6	15	0
TEAM	5	0	43	8.6	15	0
OPPONENTS	5	1	22	4.4	11	0

* KICKOFF RETURNS					
	NO.	YDS	AVG	LONG	TD
P. Washington	3	75	25.0	32	0
L. Allen Jr.	2	48	24.0	26	0
B. Tuten	2	38	19.0	26	0
T. Bigsby	1	20	20.0	20	0
TEAM	8	181	22.6	32	0
OPPONENTS	10	250	25.0	37	0

* FIELD GOALS					
	1-19	20-29	30-39	40-49	50+
C. Little	0/0	2/2	3/3	2/3	0/0
TEAM	0/0	2/2	3/3	2/3	0/0
OPPONENTS	0/0	1/1	1/1	1/1	0/1



49ERS 2025 TEAM STATS

SAN FRANCISCO 49ERS / REGULAR SEASON WEEK 3 / THROUGH SUNDAY, SEPTEMBER 21, 2025

WON 3, LOST 0				KYLE SHANAHAN (3 GAMES)	
09/07	W	17-13	at Seattle	68,752	
09/14	W	26-21	at New Orleans	70,078	
09/21	W	16-15	Arizona	70,414	

2025 TEAM STATISTICS			SF	OPP.
FIRST DOWNS			66	51
Rushing		16	19	
Passing		44	26	
Penalty		6	6	
Third Down-Made/Att		17/39	12/36	
Third Down Efficiency		43.6%	33.3%	
Fourth Down-Made/Att		3/4	3/4	
Fourth Down Efficiency		75.0%	75.0%	
TOTAL NET YARDS		1,083	797	
Avg. Per Game		361.0	265.7	
Total Plays		202	181	
Avg. Per Play		5.4	4.4	
NET YARDS RUSHING		269	311	
Avg. Per Game		89.7	103.7	
Total Rushes		82	84	
Avg. Per Rush		3.3	3.7	
NET YARDS PASSING		814	486	
Avg. Per Game		271.3	162.0	
Sacked/Yards Lost		5/26	5/30	
Gross Yards		840	516	
Attempts/Completions		115/79	92/63	
Pct. of Completion		68.7%	68.5%	
Had Intercepted		3	0	
PUNTS/AVERAGE		9/44.1	14/49.1	
Net Punting Average		39.3	41.6	
PUNT RETURN/AVG.		8/8.3	4/10.8	
KICKOFF RETURN/AVG.		7/23.9	9/28.4	
INTERCEPTION RETURN/AVG.		0/0.0	3/8.3	
PENALTIES/YARDS		19/170	16/105	
FUMBLES/BALL LOST		3/1	6/3	
TOUCHDOWNS		6	5	
Rushing		0	1	
Passing		6	4	
Returns		0	0	
EXTRA POINTS/ATTEMPTS		5/6	5/5	
TWO POINT CONVERSION/ATT.		0/0	0/0	
FIELD GOALS/ATTEMPTS		6/8	4/6	
AVG. TIME OF POSSESSION		31:21	28:39	

* SCORE BY PERIODS	Q1	Q2	Q3	Q4	OT	PTS
TEAM	13	16	3	27	0	59
OPPONENTS	0	20	10	19	0	49

SCORING	TD	RU	PA	RT	K-PAT	FG	2PT	S	PTS
E. Pineiro	0	0	0	0	3/4	5/5	0	0	18
L. Farrell	1	0	1	0	0/0	0/0	0	0	6
J. Jennings	1	0	1	0	0/0	0/0	0	0	6
K. Juszczyk	1	0	1	0	0/0	0/0	0	0	6
G. Kittle	1	0	1	0	0/0	0/0	0	0	6
C. McCaffrey	1	0	1	0	0/0	0/0	0	0	6
J. Tonges	1	0	1	0	0/0	0/0	0	0	6
J. Moody	0	0	0	0	2/2	1/3	0	0	5
TEAM	6	0	6	0	5/6	6/8	0	0	59
OPPONENTS	5	1	4	0	5/5	4/6	0	0	49

2-Pt Conv: TM 0-0, OPP 0-0

J. Moody: (27LU, 36B, 32G) (-) (-) E. Pineiro: (-) (44G, 46G) (38G, 51G, 35G)
 OPP: (48G, 37G) (40WR) (57WR, 34G, 28G)

SACKS: N. Bosa 2.0, B. Huff 2.0, U. Stout 1.0, TM 5.0, OPP 5.0 FUM/LOST: M. Jones 2/1, S. Moore 1/0, TM 3/1, OPP 6/3

* PASSING	ATT	CMP	YDS	CMP%	YDS/ATT	TD	TD%	INT	INT%	LONG	SACK	LOST	RATING
M. Jones	80	53	563	66.3	7.0	4	5.0	1	1.3	42t	4	14	98.1
B. Purdy	35	26	277	74.3	7.9	2	5.7	2	5.7	45	1	12	92.2
TEAM	115	79	840	68.7	7.3	6	5.2	3	2.6	45	5	26	96.3
OPPONENTS	92	63	516	68.5	5.6	4	4.3	0	0.0	40	5	30	97.0

* RUSHING	NO.	YDS	AVG	LONG	TD
C. McCaffrey	52	176	3.4	15	0
B. Robinson Jr.	17	75	4.4	19	0
B. Purdy	5	17	3.4	9	0
M. Jones	7	5	0.7	13	0
R. Pearsall	1	-4	-4.0	-4	0
TEAM	82	269	3.3	19	0
OPPONENTS	84	311	3.7	29	1

* RECEIVING	TAR	NO.	YDS	AVG	LONG	TD
C. McCaffrey	32	25	213	8.5	25	1
R. Pearsall	24	16	281	17.6	45	0
J. Jennings	15	7	105	15.0	42t	1
J. Tonges	11	9	67	7.4	11	1
K. Bourne	9	7	70	10.0	13	0
K. Juszczyk	4	4	38	9.5	25	1
G. Kittle	4	4	25	6.3	11	1
L. Farrell	4	3	19	6.3	11t	1
B. Robinson Jr.	3	2	3	1.5	4	0
M. Valdes-Scantling	2	1	9	9.0	9	0
S. Moore	1	1	10	10.0	10	0
B. Willis	1	0	0	0.0	0	0
TEAM	110	79	840	10.6	45	6
OPPONENTS	90	63	516	8.2	40	4

* INTERCEPTIONS	NO.	YDS	AVG	LONG	TD
OPPONENTS	3	25	8.3	18	0

* FUMBLES	FUM	LST	FF	REC	TD
M. Jones	2	1	0	1	0
S. Moore	1	0	0	1	0
TEAM	3	1	0	2	0
OPPONENTS	6	3	0	0	0

* PUNTING	NO.	YDS	AVG	NET	TB	IN	LG	B
T. Morstead	9	397	44.1	39.3	0	5	54	0
TEAM	9	397	44.1	39.3	0	5	54	0
OPPONENTS	14	688	49.1	41.6	2	5	58	0

* PUNT RETURNS	RET	FC	YDS	AVG	LONG	TD
S. Moore	8	1	66	8.3	18	0
TEAM	8	1	66	8.3	18	0
OPPONENTS	4	5	43	10.8	19	0

* KICKOFF RETURNS	NO.	YDS	AVG	LONG	TD
S. Moore	3	85	28.3	31	0
I. Guerendo	4	82	20.5	25	0
TEAM	7	167	23.9	31	0
OPPONENTS	9	256	28.4	36	0

* FIELD GOALS	1-19	20-29	30-39	40-49	50+
J. Moody	0/0	0/1	1/2	0/0	0/0
E. Pineiro	0/0	0/0	2/2	2/2	1/1
TEAM	0/0	0/1	3/4	2/2	1/1
OPPONENTS	0/0	1/1	2/2	1/2	0/1



LAST MATCHUP VS. 49ERS



2023 WEEK 10



69,271 ■ EverBank Stadium ■ Nov 12, 2023

San Francisco 49ers 10 3 14 7 - 34
 Jacksonville Jaguars 0 3 0 0 - 3

SCORING DRIVES

TEAM	QTR	TIME	SCORING PLAY	SF	JAX
49ers	1	11:34	B.Aiyuk 13 yd. pass from B.Purdy (J.Moody kick) (4-57, 2:05)	7	0
49ers	1	04:21	J.Moody 39 yd. Field Goal (10-41, 4:38)	10	0
Jaguars	2	04:20	B.McManus 37 yd. Field Goal (14-80, 7:36)	10	3
49ers	2	00:00	J.Moody 35 yd. Field Goal (11-61, 4:20)	13	3
49ers	3	14:10	G.Kittle 66 yd. pass from B.Purdy (J.Moody kick) (2-75, 0:50)	20	3
49ers	3	01:20	D.Samuel 23 yd. run (J.Moody kick) (7-81, 3:57)	27	3
49ers	4	12:40	K.Juszczyk 22 yd. pass from B.Purdy (J.Moody kick) (3-40, 1:32)	34	3

JACKSONVILLE JAGUARS

PASSING	ATT	CP	YDS	SK/YD	TD	LG	INT	RTG
Trevor Lawrence	29	17	185	5/28	0	39	2	48.8
C.J. Beathard	2	1	5	0/0	0	5	0	56.2
Christian Kirk	1	0	0	0/0	0	0	0	39.6
TOTAL	32	18	190	5/28	0	39	2	47.7

RUSHING	ATT	YDS	AVG	LG	TD
Travis Etienne Jr.	9	35	3.9	16	0
D'Ernest Johnson	3	12	4.0	5	0
Trevor Lawrence	2	7	3.5	4	0
Tank Bigsby	3	5	1.7	3	0
TOTAL	17	59	3.5	16	0

RECEIVING	NO	YDS	AVG	LG	TD
Christian Kirk	6	104	17.3	39	0
Evan Engram	4	12	3.0	6	0
D'Ernest Johnson	2	28	14.0	15	0
Calvin Ridley	2	20	10.0	11	0
Tim Jones	2	17	8.5	12	0
Travis Etienne Jr.	2	9	4.5	5	0
TOTAL	18	190	10.6	39	0

TOP DEFENSE	TOT	SOLO	AST	SCK	YDS	INT
Devin Lloyd	10	7	3	0.0	0.0	0
Foyesade Oluokun	9	6	3	2.0	9.0	0
Andrew Wingard	6	2	4	0.0	0.0	0

FIELD GOALS	FGM/FGA	PERCENT	RESULTS
Brandon McManus	1-1	100.0	37G
TOTAL	1-1	100.0	

SAN FRANCISCO 49ERS

PASSING	ATT	CP	YDS	SK/YD	TD	LG	INT	RTG
Brock Purdy	26	19	296	2/9	3	66t	0	148.9
Sam Darnold	2	1	6	0/0	0	6	0	56.2
TOTAL	28	20	302	2/9	3	66T	0	142.3

RUSHING	ATT	YDS	AVG	LG	TD
Christian McCaffrey	16	95	5.9	19	0
Deebo Samuel Sr.	3	29	9.7	23t	1
Elijah Mitchell	8	23	2.9	8	0
Sam Darnold	3	-3	-1.0	-1	0
TOTAL	30	144	4.8	23T	1

RECEIVING	NO	YDS	AVG	LG	TD
Christian McCaffrey	6	47	7.8	17	0
Deebo Samuel Sr.	4	30	7.5	9	0
George Kittle	3	116	38.7	66t	1
Brandon Aiyuk	3	55	18.3	21	1
Kyle Juszczyk	2	26	13.0	22t	1
Ronnie Bell	1	20	20.0	20	0
Jauan Jennings	1	8	8.0	8	0
TOTAL	20	302	15.1	66T	3

TOP DEFENSE	TOT	SOLO	AST	SCK	YDS	INT
Dre Greenlaw	8	6	2	0.0	0.0	0
Talanoa Hufanga	7	5	2	0.0	0.0	1
Deommodore Lenoir	7	4	3	0.0	0.0	0

FIELD GOALS	FGM/FGA	PERCENT	RESULTS
Jake Moody	2-2	100.0	39G, 35G
TOTAL	2-2	100.0	

Team Statistics

	49ers	Jaguars
First Downs	20	12
3rd-Down Eff. (Made/Att/Pct)	4/12/33%	4/12/33%
4th-Down Eff. (Made/Att/Pct)	1/2/50%	0/1/0%
Total Net Yards	437	221
Total Plays	60	54
Yards Per Play	7.3	4.1
Rushes/Net Yards	30/144	17/59
Net Passing	293	162
Pass Attempts/Completions	28/20	32/18
Had Intercepted	0	2
Sacked/Yards Lost	2/9	5/28
Punts/Average	3/47.0	5/53.6
Penalties/Yards	7/90	5/39
Fumbles/Lost	0/0	2/2
Possession Time	33:11	26:49



THE LAST TIME

BY JAGUARS

BY OPPONENT

PASSING

* Never Has Happened *	500 YARDS PASSING	527 yards, Matt Schaub @ Houston, 11/18/12
40 att., Trevor Lawrence vs. Houston, 09/21/25	40+ PASS ATTEMPTS	40 att., Joe Flacco @ Indianapolis, 01/05/25
50 att., Trevor Lawrence @ Cleveland, 12/10/23	50+ PASS ATTEMPTS	55 att., Derek Carr @ New Orleans, 10/19/23
430 yards, Blake Bortles @ Kansas City, 10/07/18	400 YARDS PASSING	412 yards, Jared Goff @ Detroit, 11/17/24
308 yards, Trevor Lawrence vs. Green Bay, 10/27/24	300 YARDS PASSING	359 yards, Joe Flacco vs. Indianapolis, 10/06/24
* Never Has Happened *	SEVEN TOUCHDOWN PASSES	* Never Has Happened *
* Never Has Happened *	SIX TOUCHDOWN PASSES	* Never Has Happened *
5 tds, Blake Bortles: (2, 1, 8, 9, 7) @ Tennessee, 12/06/15	FIVE TOUCHDOWN PASSES	5 tds, Matt Schaub: (9, 1, 1, 5, 48) @ Houston, 11/18/12
4 tds, Trevor Lawrence: (5, 59, 10, 3) vs. Dallas, 12/18/22	FOUR TOUCHDOWN PASSES	4 tds, Jared Goff: (27, 64, 5, 9) @ Detroit, 11/17/24
3 tds, Trevor Lawrence: (9, 8, 11) @ Cincinnati, 09/14/25	THREE TOUCHDOWN PASSES	3 tds, Aaron Rodgers: (22, 1, 71) vs. N.Y. Jets, 12/15/24
* Never Has Happened *	FOUR OR MORE INTERCEPTION GAME	* Never Has Happened *
* Never Has Happened *	THREE INTERCEPTION GAME	3 ints, Samari Rolle @ Tennessee, 12/26/99
2 ints, Rayshawn Jenkins vs. Dallas, 12/18/22	TWO INTERCEPTION GAME	2 ints, Martin Emerson Jr. @ Cleveland, 12/10/23
* Never Has Happened *	SEVEN+ INTERCEPTIONS THROWN	* Never Has Happened *
* Never Has Happened *	SIX INTERCEPTIONS THROWN	* Never Has Happened *
* Never Has Happened *	FIVE INTERCEPTIONS THROWN	5 ints, Ben Roethlisberger @ Pittsburgh, 10/08/17
4 ints, Trevor Lawrence @ Tennessee, 12/12/21	FOUR INTERCEPTIONS THROWN	4 ints, Jon Kitna @ Dallas, 10/31/10
3 ints, Trevor Lawrence @ Cleveland, 12/10/23	THREE INTERCEPTIONS THROWN	3 ints, Jake Browning @ Cincinnati, 09/14/25
2 ints, Trevor Lawrence @ Cincinnati, 09/14/25	TWO INTERCEPTIONS THROWN	2 ints, C.J. Stroud vs. Houston, 09/21/25

RUSHING

* Never Has Happened *	300 YARDS RUSHING	* Never Has Happened *
225 yards, Leonard Fournette @ Denver, 09/29/19	200+ YARDS RUSHING	253 yards, Jonathan Taylor @ Indianapolis, 01/03/21
225 yards, Leonard Fournette @ Denver, 09/29/19	200 YARDS RUSHING	253 yards, Jonathan Taylor @ Indianapolis, 01/03/21
156 yards, Travis Etienne Jr. vs. Denver, 10/30/22	150-199 YARDS RUSHING	177 yards, Jonathan Taylor @ Indianapolis, 01/05/25
143 yards, Travis Etienne Jr. vs. Carolina, 09/07/25	100 YARDS RUSHING	177 yards, Jonathan Taylor @ Indianapolis, 01/05/25
143 yards, Travis Etienne Jr. vs. Carolina, 09/07/25	100-149 YARDS RUSHING	102 yards, Tony Pollard @ Tennessee, 12/08/24
109 yards/101 yards, Rashad Jennings/Maurice Jones-Drew vs. Oakland, 12/12/10	TWO 100-YARD RUSHERS	110 yards/107 yards, Saquon Barkley/Daniel Jones vs. N.Y. Giants, 10/23/22
* Never Has Happened *	FIVE TOUCHDOWNS RUSHING	* Never Has Happened *
* Never Has Happened *	FOUR TOUCHDOWNS RUSHING	4 tds, Derrick Henry: (3, 99, 16, 54) @ Tennessee, 12/06/18
3 tds, Maurice Jones-Drew: (4, 1, 3) vs. St. Louis, 10/18/09	THREE TOUCHDOWNS RUSHING	3 tds, Derrick Henry: (1, 9, 10) vs. Tennessee, 10/10/21
2 tds, Trevor Lawrence: (1, 4) @ Philadelphia, 11/03/24	TWO TOUCHDOWNS RUSHING	2 tds, David Montgomery: (2, 6) @ Detroit, 11/17/24
* Never Has Happened *	TWO PLAYERS WITH TWO TD RUSHING	Damien Harris: (2, 7)/Rhamondre Stevenson: (1, 6) @ New England, 01/02/22
Travis Etienne Jr.: (62)/JaMycal Hasty: (5)/Snoop Conner: (3) @ Houston, 01/01/23	THREE PLAYERS WITH ONE TD RUSHING	David Montgomery: (6)/Artavis Pierce: (3)/Mitchell Trubisky: (6) vs. Chicago, 12/27/20
156 yards, Travis Etienne Jr. vs. Denver, 10/30/22	150 YARDS RUSHING	177 yards, Jonathan Taylor @ Indianapolis, 01/05/25
30 att., Maurice Jones-Drew vs. Baltimore, 10/24/11	30+ RUSHING ATTEMPTS	34 att., Jonathan Taylor @ Indianapolis, 01/05/25
56 yards, Travis Etienne Jr. vs. Houston, 09/21/25	50-74 YARD RUSHING	57 yards, Chuba Hubbard vs. Carolina, 09/07/25
143 yards, Travis Etienne Jr. vs. Carolina, 09/07/25	75+ YARD RUSHING	177 yards, Jonathan Taylor @ Indianapolis, 01/05/25
30 att., Maurice Jones-Drew vs. Baltimore, 10/24/11	30-39 RUSHING ATTEMPTS	34 att., Jonathan Taylor @ Indianapolis, 01/05/25
* Never Has Happened *	40+ RUSHING ATTEMPTS	* Never Has Happened *
* Never Has Happened *	400 YARDS RUSHING (TEAM)	* Never Has Happened *
375 yards vs. Indianapolis, 12/10/06	300 YARDS RUSHING (TEAM)	305 yards @ Tennessee, 11/01/09
200 yards vs. Carolina, 09/07/25	200 YARDS RUSHING (TEAM)	237 yards @ Philadelphia, 11/03/24
200 yards vs. Carolina, 09/07/25	200-299 YARDS RUSHING (TEAM)	237 yards @ Philadelphia, 11/03/24
200 yards vs. Carolina, 09/07/25	200+ YARDS RUSHING (TEAM)	237 yards @ Philadelphia, 11/03/24
375 yards vs. Indianapolis, 12/10/06	300+ YARDS RUSHING (TEAM)	305 yards @ Tennessee, 11/01/09



THE LAST TIME

RECEIVING

130 yards/109 yards, Dede Westbrook/Donte Moncrief vs. N.Y. Jets, 09/30/18	TWO 100-YARD RECEIVERS	161 yards/115 yards, Amon-Ra St. Brown/Jameson Williams @ Detroit, 11/17/24
236 yards, Justin Blackmon @ Houston, 11/18/12	200 YARDS RECEIVING	261 yards, Josh Gordon @ Cleveland, 12/01/13
103 yards, Brian Thomas Jr. @ Indianapolis, 01/05/25	100 YARDS RECEIVING	104 yards, Nico Collins vs. Houston, 09/21/25
* Never Has Happened *	FOUR TOUCHDOWN RECEPTIONS	* Never Has Happened *
* Never Has Happened *	FIVE TOUCHDOWN RECEPTIONS	* Never Has Happened *
3 tds, Zay Jones: (5, 59, 3) vs. Dallas, 12/18/22	THREE TOUCHDOWN RECEPTIONS	3 tds, Sammy Watkins: (68, 49, 3) vs. Kansas City, 09/08/19
2 tds, Brian Thomas Jr.: (3, 19) vs. N.Y. Jets, 12/15/24	TWO TOUCHDOWN RECEPTIONS	2 tds, Davante Adams: (1, 71) vs. N.Y. Jets, 12/15/24
* Never Has Happened *	TWO PLAYERS WITH TWO TD RECEPTIONS	Cole Kmet: (31, 2)/Keenan Allen: (9, 3) @ Chicago, 10/13/24
162 yards, Evan Engram @ Tennessee, 12/11/22	150 YARDS RECEIVING	165 yards, Ja'Marr Chase @ Cincinnati, 09/14/25
11 /10 , Brenton Strange/Brian Thomas Jr. vs. N.Y. Jets, 12/15/24	10 OR MORE RECEPTIONS	14 , Ja'Marr Chase @ Cincinnati, 09/14/25
103 yards, Brian Thomas Jr. @ Indianapolis, 01/05/25	100-149 YARDS RECEIVING	104 yards, Nico Collins vs. Houston, 09/21/25
162 yards, Evan Engram @ Tennessee, 12/11/22	150-199 YARDS RECEIVING	165 yards, Ja'Marr Chase @ Cincinnati, 09/14/25
236 yards, Justin Blackmon @ Houston, 11/18/12	200-299 YARDS RECEIVING	261 yards, Josh Gordon @ Cleveland, 12/01/13
* Never Has Happened *	300+ YARDS RECEIVING	* Never Has Happened *

COMBINED YARDS

101 yards/371 yards, Tank Bigsby/Trevor Lawrence vs. Indianapolis, 10/06/24	100-YARD RUSHER AND 300-YARD PASSER	120 yards/305 yards, Dalvin Cook/Kirk Cousins @ Minnesota, 12/06/20
122 yards/371 yards, Brian Thomas Jr./Trevor Lawrence vs. Indianapolis, 10/06/24	100-YARD RECEIVER AND 300-YARD PASSER	161/115 yards/412 yards, Amon-Ra St. Brown/Jameson Williams/Jared Goff @ Detroit, 11/17/24
101 yards/122 yards, Tank Bigsby/Brian Thomas Jr. vs. Indianapolis, 10/06/24	100-YARD RUSHER AND 100-YARD RECEIVER	101 yards/119 yards, Joe Mixon/Nico Collins vs. Houston, 12/01/24
101 yards/371 yards/122 yards, Tank Bigsby/Trevor Lawrence Brian Thomas Jr. vs. Indianapolis, 10/06/24	100-YARD RUSHER, 300-YARD PASSER, 100-YARD RECEIVER	120 yards/305 yards/121 yards, Dalvin Cook/Kirk Cousins Justin Jefferson @ Minnesota, 12/06/20
133 yards/120/101 yards, Maurice Jones-Drew/Mike Sims-Walker/Torry Holt vs. St. Louis, 10/18/09	100-YARD RUSHER/TWO 100-YARD RECEIVERS	* Never Has Happened *
130/109 yards/388 yards, Dede Westbrook/Donte Moncrief/Blake Bortles vs. N.Y. Jets, 09/30/18	TWO 100-YARD RECEIVERS/300-YARD PASSER	161/115 yards/412 yards, Amon-Ra St. Brown/Jameson Williams/Jared Goff @ Detroit, 11/17/24



THE LAST TIME

DEFENSE

24 yards, Foyesade Oluokun @ New Orleans, 10/19/23	INTERCEPTED PASS RETURNED FOR A TOUCHDOWN	29 yards, Byron Murphy Jr. vs. Arizona, 09/26/21
35 yards, Travon Walker @ Philadelphia, 11/03/24	FUMBLE RETURNED FOR A TOUCHDOWN	26 yards, DeForest Buckner @ Indianapolis, 09/10/23
Leon Jacobs @ Tennessee, 12/06/18	SAFETY SCORED	Alex Wright vs. Cleveland, 09/15/24
vs. Carolina, 12/31/23	SHUTOUT	@ Tennessee, 12/12/21
* Never Has Happened *	FIVE+ SACK GAME	* Never Has Happened *
* Never Has Happened *	SIX+ SACK GAME	* Never Has Happened *
* Never Has Happened *	FIVE SACK GAME	* Never Has Happened *
4.0 sk, Calais Campbell @ Houston, 09/10/17	FOUR SACK GAME	4.0 sk, Ryan Kerrigan @ Washington, 09/14/14
3.0 sk, Travon Walker vs. Indianapolis, 10/06/24	THREE SACK GAME	3.0 sk, Denico Autry vs. Indianapolis, 12/02/18
2.0 sk, Josh Hines-Allen @ Philadelphia, 11/03/24	TWO SACK GAME	2.0 sk, Josh Sweat @ Philadelphia, 11/03/24
* Never Has Happened *	TWO INTERCEPTIONS BY TEAMMATES	Terrell Edmunds: (4, 7)/Minkah Fitzpatrick: (37, 0) vs. Pittsburgh, 11/22/20
2 fr, Telvin Smith Sr. @ Indianapolis, 11/23/14	TWO OPPONENT FUMBLE RECOVERIES	2 fr, Haason Reddick @ Philadelphia, 10/02/22
72t yards, Rashean Mathis vs. Pittsburgh, 10/05/08	70+ YARD INTERCEPTION RETURN	84 yards, Kemal Ishmael vs. Atlanta, 12/20/15
2 ints, Rayshawn Jenkins vs. Dallas, 12/18/22	TWO INTERCEPTIONS	2 ints, Martin Emerson Jr. @ Cleveland, 12/10/23
* Never Has Happened *	THREE INTERCEPTIONS	3 ints, Samari Rolle @ Tennessee, 12/26/99
* Never Has Happened *	FOUR INTERCEPTIONS	* Never Has Happened *
19 yards vs. Tennessee, 01/07/23	LESS THAN 25 RUSHING YARDS	14 yards @ Detroit, 11/20/16
41 yards @ Detroit, 11/17/24	LESS THAN 50 RUSHING YARDS	48 yards @ Cincinnati, 09/14/25
87 yards vs. Houston, 09/21/25	LESS THAN 100 RUSHING YARDS	86 yards vs. Houston, 09/21/25
20 yards vs. Washington, 12/16/18	LESS THAN 50 NET PASSING YARDS	45 yards vs. N.Y. Jets, 10/08/06
87 yards vs. Minnesota, 11/10/24	LESS THAN 100 NET PASSING YARDS	67 yards vs. Carolina, 12/31/23
129 yards @ Detroit, 11/17/24	LESS THAN 150 NET PASSING YARDS	142 yards vs. Carolina, 09/07/25
124 yards vs. Carolina, 12/31/23	LESS THAN 150 YARDS NET OFFENSE	143 yards vs. Minnesota, 11/10/24
124 yards vs. Carolina, 12/31/23	LESS THAN 200 YARDS NET OFFENSE	170 yards @ Detroit, 11/17/24
271 yards vs. Houston, 09/21/25	LESS THAN 300 YARDS NET OFFENSE	291 yards vs. Houston, 09/21/25
4 to @ Tampa Bay, 12/24/23	FORCED FOUR TURNOVERS	4 to vs. Indianapolis, 10/15/23
5 to @ Philadelphia, 10/02/22	FORCED FIVE+ TURNOVERS	5 to @ Cleveland, 11/19/17
1 to vs. Houston, 09/21/25	AT LEAST ONE TURNOVER	3 to vs. Houston, 09/21/25
3 to vs. Houston, 09/21/25	FORCED THREE+ TURNOVERS	3 to vs. Minnesota, 11/10/24



THE LAST TIME

SPECIAL TEAMS

102 yards, Jamal Agnew vs. Denver, 09/19/21	KICKOFF RETURNED FOR A TOUCHDOWN	85 yards, Andrew Beck vs. Houston, 09/24/23
96 yards, Parker Washington vs. New England, 10/20/24	PUNT RETURNED FOR A TOUCHDOWN	55 yards, Andre Roberts @ Detroit, 11/20/16
* Never Has Happened *	BLOCKED FIELD GOAL RETURNED FOR A TOUCHDOWN	Calais Campbell vs. Arizona, 09/20/09
Daniel Thomas @ L.A. Chargers, 10/25/20	BLOCKED PUNT RETURNED FOR A TOUCHDOWN	Zaire Franklin @ Indianapolis, 11/14/21
53 yards, Cam Little @ Indianapolis, 01/05/25	MADE FIELD GOAL OF 50 YARDS OR LONGER	53 yards, Ka'imi Fairbairn vs. Houston, 12/01/24
51 yards, Brandon McManus vs. Houston, 09/24/23	BLOCKED FIELD GOAL	43 yards, Cairo Santos @ Chicago, 10/13/24
Logan Cooke @ Indianapolis, 11/14/21	BLOCKED PUNT	Ty Long @ L.A. Chargers, 10/25/20
Matthew Wright @ Indianapolis, 11/14/21	MISSED POINT AFTER TOUCHDOWN ATTEMPT	Harrison Butker @ Kansas City, 11/13/22
Tyler Bass [Roy Robertson-Harris blocked] @ Buffalo, 09/23/24	POINT AFTER TOUCHDOWN ATTEMPT BLOCKED	Riley Patterson [Nick McCloud blocked] vs. N.Y. Giants, 10/23/22
Riley Patterson @ Kansas City, 11/13/22	SUCCESSFUL ONSIDE KICK	Quintin Demps vs. Houston, 11/27/11
5 fg, Josh Scobee: (49, 49, 34, 40, 46) @ Buffalo, 10/10/10	FIVE FIELD GOALS	6 fg, Jeff Reed: (25, 29, 30, 46, 33, 50) vs. Pittsburgh, 12/01/02
* Never Has Happened *	SIX FIELD GOALS	6 fg, Jeff Reed: (25, 29, 30, 46, 33, 50) vs. Pittsburgh, 12/01/02
53 yards, Cam Little @ Indianapolis, 01/05/25	50-59 YARD FIELD GOAL	53 yards, Ka'imi Fairbairn vs. Houston, 12/01/24
4 fg, Cam Little: (35, 47, 36, 28) vs. Carolina, 09/07/25	FOUR FIELD GOALS	4 fg, Matt Gay: (49, 36, 45, 38) @ Indianapolis, 01/05/25
* Never Has Happened *	60+ YARD FIELD GOAL	* Never Has Happened *
3 fg, Cam Little: (53, 28, 53) @ Indianapolis, 01/05/25	THREE FIELD GOALS	3 fg, Ka'imi Fairbairn: (53, 30, 28) vs. Houston, 12/01/24
53 yards, Devin Duvernay vs. Indianapolis, 10/06/24	50-69 YARD PUNT RETURN	55t yards, Andre Roberts @ Detroit, 11/20/16
74t yards, Dede Westbrook vs. Washington, 12/16/18	70-89 YARD PUNT RETURN	81t yards, Darius Reynaud @ Tennessee, 12/30/12
60 yds, Logan Cooke vs. Houston, 09/21/25	60-69 YARD PUNT	66 yds, Tommy Townsend vs. Houston, 09/21/25
96t yards, Parker Washington vs. New England, 10/20/24	90+ YARD PUNT RETURN	* Never Has Happened *
73 yds, Logan Cooke vs. Green Bay, 10/27/24	70+ YARD PUNT	72 yds, Corey Bojorquez @ Cleveland, 12/10/23
53 yards, Jamal Agnew vs. Indianapolis, 10/15/23	50-69 YARD KICKOFF RETURN	65 yards, Brandon Powell @ L.A. Rams, 12/05/21
11 punts, Bryan Anger vs. Kansas City, 09/08/13	PUNTED 10+ TIMES	11 punts, Shane Lechler vs. Houston, 12/17/17
* Never Has Happened *	70-89 YARD KICKOFF RETURN	85t yards, Andrew Beck vs. Houston, 09/24/23
102t yards, Jamal Agnew vs. Denver, 09/19/21	90+ YARD KICKOFF RETURN	102t yards, Braxton Berrios @ N.Y. Jets, 12/26/21



THE LAST TIME

TEAM/MISCELLANEOUS		
503 yards vs. Dallas, 12/18/22	500 TOTAL YARDS OF OFFENSE	505 yards @ Cincinnati, 10/04/20
400 yards @ Cincinnati, 09/14/25	400 TOTAL YARDS OF OFFENSE	429 yards @ Indianapolis, 01/05/25
vs. Indianapolis, 12/13/15	TOUCHDOWN ON OFFENSE, DEFENSE AND SPECIAL TEAMS	@ Detroit, 11/20/16
Mac Jones vs. Houston, 12/01/24	MADE TWO-POINT CONVERSION	Aaron Rodgers vs. N.Y. Jets, 12/15/24
Mac Jones vs. N.Y. Jets, 12/15/24	FAILED TWO-POINT CONVERSION	Aidan O'Connell @ Las Vegas, 12/22/24
vs. Indianapolis, 12/13/15	50 POINTS	@ Detroit, 11/17/24
vs. Dallas, 12/18/22	40 POINTS	@ Buffalo, 09/23/24
vs. Dallas, 12/18/22	OVERTIME WIN	@ Indianapolis, 01/05/25
@ Indianapolis, 01/05/25	OVERTIME LOSS	vs. Dallas, 12/18/22
* Never Has Happened *	OVERTIME TIE	* Never Has Happened *
vs. Philadelphia, 10/12/97	20 FIRST-QUARTER POINTS	@ Cincinnati, 11/23/97
vs. New England, 10/20/24	20 SECOND-QUARTER POINTS	@ Detroit, 11/17/24
vs. Seattle, 12/10/17	20 THIRD-QUARTER POINTS	vs. Chicago, 12/27/20
vs. Indianapolis, 12/13/15	20 FOURTH-QUARTER POINTS	vs. Indianapolis, 10/06/24
vs. Carolina, 12/31/23	SHUTOUT AT HOME	vs. Houston, 12/26/04
@ Indianapolis, 10/22/17	SHUTOUT ON THE ROAD	@ Tennessee, 12/12/21
vs. Dallas, 12/18/22	OVERTIME WIN AT HOME	vs. Cincinnati, 12/04/23
@ Pittsburgh, 10/16/05	OVERTIME WIN ON THE ROAD	@ Indianapolis, 01/05/25
11 pen vs. Carolina, 09/07/25	10 PENALTIES	12 pen @ Houston, 09/29/24
3 td @ Cincinnati, 09/14/25	THREE TOTAL TOUCHDOWNS	3 td vs. Green Bay, 10/27/24
0 to vs. Tennessee, 12/29/24	NO TURNOVERS	0 to @ Indianapolis, 01/05/25
4 td vs. New England, 10/20/24	FOUR TOTAL TOUCHDOWNS	4 td @ Cincinnati, 09/14/25
40:14 TOP vs. Cincinnati, 11/05/17	OVER 40:00 TIME OF POSSESSION (NON-OT)	42:19 TOP vs. Minnesota, 11/10/24
vs. New England, 10/20/24	NO SACKS/NO INTERCEPTIONS ALLOWED	@ Detroit, 11/17/24
(7, 10, 7, 7 Points) @ New Orleans, 10/19/23	SCORE TOUCHDOWN IN EACH QUARTER	(7, 21, 14, 10 Points) @ Detroit, 11/17/24
31 (first half) vs. Houston, 12/17/17	30 ONE-HALF POINTS	34 (first half) @ Buffalo, 09/23/24
vs. Carolina, 12/31/23	WON GAME BY 20+ POINTS	@ Detroit, 11/17/24



ALPHABETICAL ROSTER

NO.	NAME	POS	HT	WT	DOB	EXP	COLLEGE	HOMETOWN	HOW ACQ
Active (53)									
56	Abdullah, Yasir	LB	6-1	240	4/12/2000	3	Louisville	Miramar, Fla.	D5-23
36	Allen Jr., LeQuint	RB	6-0	201	8/5/2004	R	Syracuse	Millville, N.J.	D7-25
91	Armstead, Arik	DT	6-7	290	11/15/1993	11	Oregon	Elk Grove, Calif.	UFA (S.F.)-24
21	Braswell, Christian	CB	5-11	185	9/27/1999	2	Rutgers	Washington, D.C.	D6-23
5	Brown, Dyami	WR	6-0	195	11/1/1999	5	North Carolina	Charlotte, N.C.	UFA (WAS)-25
30	Brown, Montaric	CB	6-0	190	8/24/1999	4	Arkansas	Ashdown, Ark.	D7-22
3	Campbell, Tyson	CB	6-1	195	3/17/2000	5	Georgia	Miramar, Fla.	D2-21
76	Cleveland, Ezra	OL	6-6	312	5/8/1998	6	Boise State	Spanaway, Wash.	T (MIN)-23
9	Cooke, Logan	P	6-5	230	7/28/1995	8	Mississippi State	Darbus, Miss.	D7b-18
55	Edoga, Chuma	OL	6-4	315	5/25/1997	7	Southern California	Atlanta, Ga.	UFA (DAL)-25
1	Etienne Jr., Travis	RB	5-10	215	1/26/1999	5	Clemson	Jennings, La.	D1-21
47	Gardeck, Dennis	LB	6-0	232	8/9/1994	8	Sioux Falls	Lake in the Hills, Ill.	FA-25
95	Green II, B.J.	DL	6-1	270	7/3/2003	R	Colorado	Atlanta, Ga.	UDFA-25
20	Hailassie, Kahlef	S	6-1	195	11/9/2000	3	Western Kentucky	Elk Grove, Calif.	PS-25
73	Hainsey, Robert	OL	6-4	306	8/12/1998	5	Notre Dame	Pittsburgh, Pa.	UFA (TB)-25
52	Hamilton, DaVon	DT	6-4	335	2/1/1997	6	Ohio State	Pickerington, Ohio	D3-20
77	Harrison, Anton	OL	6-4	315	2/2/2002	3	Oklahoma	Washington, D.C.	D1-23
41	Hines-Allen, Josh	DE	6-5	255	7/13/1997	7	Kentucky	Montclair, N.J.	D1-19
12	Hunter, Travis	WR/DB	6-1	185	5/18/2003	R	Colorado	Suwanee, Ga.	D1-25
26	Johnson, Antonio	S	6-2	198	10/29/2001	3	Texas A&M	East St. Louis, Ill.	D5-23
99	Johnson, Austin	DL	6-4	314	5/8/1994	10	Penn State	Galloway, N.J.	FA-25
22	Jones, Jarrian	CB	5-11	190	5/8/2001	2	Florida State	Magee, Miss.	D3-24
54	Kiser, Jack	LB	6-2	231	9/10/2000	R	Notre Dame	Royal Center, Ind.	D4-25
25	Lane III, Rayuan	DB	5-11	197	7/21/2003	R	Navy	Jessup, Md.	D6-25
16	Lawrence, Trevor	QB	6-6	220	10/6/1999	5	Clemson	Cartersville, Ga.	D1-21
2	Lewis, Jourdan	CB	5-10	190	8/31/1995	9	Michigan	Detroit, Mich.	UFA (DAL)-25
39	Little, Cam	K	6-1	172	8/17/2003	2	Arkansas	Moore, Okla.	D6-24
72	Little, Walker	OL	6-7	325	4/1/1999	5	Stanford	Houston, Texas	D2-21
0	Lloyd, Devin	LB	6-3	235	9/30/1998	4	Utah	Chula Vista, Calif.	D1-22
84	Long, Hunter	TE	6-5	243	8/19/1998	5	Boston College	Exeter, N.H.	UFA (LAR)-25
46	Maticskic, Ross	LS	6-0	240	9/13/1996	6	Baylor	McKinney, Texas	FA-20
65	Mekari, Patrick	OL	6-4	305	8/13/1997	7	California	Westlake Village, Calif.	UFA (BAL)-25
51	Miller, Ventrell	LB	6-0	232	1/15/1999	3	Florida	Lakeland, Fla.	D4-23
64	Milum, Wyatt	OL	6-6	317	12/27/2001	R	West Virginia	Kenova, W. Va.	D3-25
60	Monheim, Jonah	OL	6-5	310	6/7/2002	R	Southern California	Moorpark, Calif.	D7-25
14	Mullens, Nick	QB	6-0	210	3/21/1995	7	Southern Mississippi	Hoover, Ala.	UFA (MIN)-25
86	Mundt, Johnny	TE	6-4	243	11/23/1994	8	Oregon	Modesto, Calif.	UFA (MIN)-25
29	Murray, Eric	S	5-11	199	1/7/1994	10	Minnesota	Milwaukee, Wis.	UFA (HOU)-25
90	Ogbah, Emmanuel	DL	6-4	275	11/6/1993	10	Oklahoma State	Houston, Texas	UFA (MIA)-25
23	Oluekun, Foyesade	LB	6-2	230	8/2/1995	8	Yale	St. Louis, Mo.	UFA (ATL)-22
17	Patrick, Tim	WR	6-5	210	11/23/1993	8	Utah	San Diego, Calif.	T (DET)-25
96	Saunders Sr., Khalel	DT	6-0	324	8/9/1996	7	Western Illinois	St. Louis, Mo.	TR-25 (N.O.)
32	Schrader, Cody	RB	5-9	208	9/8/1999	1	Missouri	St. Louis, Mo.	PS-25
94	Smith, Maason	DT	6-5	306	10/13/2002	2	LSU	Houma, La.	D2-24
98	Smoot, Dawuane	DE	6-3	275	3/2/1995	9	Illinois	Groveport, Ohio	FA-25
85	Strange, Brenton	TE	6-4	253	12/27/2000	3	Penn State	Parkersburg, W.Va.	D2-23
92	Striggow, Danny	DL	6-5	255	7/24/2002	R	Minnesota	Long Lake, Minn.	UDFA-25
7	Thomas Jr., Brian	WR	6-2	209	10/8/2002	2	LSU	Walker, La.	D1-24
33	Tuten, Bhayshul	RB	5-9	209	2/14/2003	R	Virginia Tech	Paulsboro, N.J.	D4-25
70	Van Lanen, Cole	OL	6-5	312	4/23/1998	5	Wisconsin	Green Bay, Wis.	T (S.B.)-22
44	Walker, Travon	DE	6-5	272	12/18/2000	4	Georgia	Thomaston, Ga.	D1-22
11	Washington, Parker	WR	5-10	204	3/21/2002	3	Penn State	Sugar Land, Texas	D6-23
42	Wingard, Andrew	S	6-0	200	12/5/1996	7	Wyoming	Arvada, Colo.	FA-19
Practice Squad (16)									
15	Brayboy, Chandler	WR	6-1	199	8/20/2001	R	Elon	Pembroke, N.C.	UDFA-25
79	Carvin, Jerome	OL	6-5	307	9/20/2000	1	Tennessee	Memphis, Tenn.	FA-25
50	Combs, Branson	LB	6-3	228	7/14/2000	R	Wake Forest	Evansville, Ind.	UDFA-25
93	Dickerson, Matt	DL	6-5	300	11/9/1995	6	UCLA	San Mateo, Calif.	FA-25
89	Ezukanma, Erik	WR	6-2	210	1/25/2000	2	Texas Tech	Fort Worth, Texas	FA-25
19	Henigan, Seth	QB	6-3	215	3/10/2003	R	Memphis	Denton, Texas	UDFA-25
88	Herbert, Patrick	TE	6-5	255	10/18/2000	R	Oregon	Eugene, Ore.	UDFA-25
38	Jackson, Ja'Quinden	RB	6-2	233	9/12/2001	R	Arkansas	Dallas, Texas	UDFA-25
66	Lee, Ricky	OL	6-6	305	11/16/1999	2	North Carolina A&T	Jacksonville, Fla.	FA-25
31	Lovely, Keni-H	CB	5-11	175	5/12/2000	1	Western Michigan	Delray Beach, Fla.	FA-25
80	Morris, Quintin	TE	6-2	243	1/21/1999	4	Bowling Green	Richmond, Texas	UFA (BUF)-25
37	Muhammad, Jabbar	DB	5-10	185	12/28/2001	R	Oregon	DeSoto, Texas	UDFA-25
97	Rose, Keivie	DL	6-3	314	12/14/2000	R	Arkansas	Henderson, Texas	UDFA-25
24	Silmon-Craig, Cam'Ron	DB	5-10	185	10/30/2002	R	Colorado	Birmingham, Ala.	UDFA-25
81	Trammell, Austin	WR	5-10	185	7/4/1998	4	Rice	Spring, Texas	FA-24
61	Wormley, Sal	OL	6-3	327	7/23/2001	R	Penn State	Newark, N.J.	UDFA-25
Injured Reserve (2)									
18	Cephus, Joshua	WR	6-2	193	3/5/2001	1	Texas at San Antonio	Spring, Texas	UDFA-24
27	Ransaw, Caleb	DB	6-0	196	12/22/2002	R	Tulane	Harvest, Ala.	D3-25
Injured Reserve - Designated For Return (1)									
35	McLeod, Jalen	LB	6-1	236	6/5/2002	R	Auburn	Washington D.C.	D6-25
Reserved/PUP (1)									
75	Hodges, Cooper	OL	6-4	305	7/13/2000	3	Appalachian State	Glen St. Mary, Fla.	D7-23



NUMERICAL ROSTER

NO.	NAME	POS	HT	WT	DOB	AGE	EXP	COLLEGE	HOMETOWN	HOW ACQ
Active (53)										
0	Lloyd, Devin	LB	6-3	235	9/30/98	26	4	Utah	Chula Vista, Calif.	D1-22
1	Etienne Jr., Travis	RB	5-10	215	1/26/99	26	5	Clemson	Jennings, La.	D1-21
2	Lewis, Jourdan	CB	5-10	190	8/31/95	30	9	Michigan	Detroit, Mich.	UFA (DAL)-25
3	Campbell, Tyson	CB	6-1	195	3/17/00	25	5	Georgia	Miramar, Fla.	D2-21
5	Brown, Dyami	WR	6-0	195	11/1/99	25	5	North Carolina	Charlotte, N.C.	UFA (WAS)-25
7	Thomas Jr., Brian	WR	6-2	209	10/8/02	22	2	LSU	Walker, La.	D1-24
9	Cooke, Logan	P	6-5	230	7/28/95	30	8	Mississippi State	Darburn, Miss.	D7b-18
11	Washington, Parker	WR	5-10	204	3/21/02	23	3	Penn State	Sugar Land, Texas	D6-23
12	Hunter, Travis	WR/DB	6-1	185	5/18/03	22	R	Colorado	Suwanee, Ga.	D1-25
14	Multens, Nick	QB	6-0	210	3/21/95	30	7	Southern Mississippi	Hoover, Ala.	UFA (MIN)-25
16	Lawrence, Trevor	QB	6-6	220	10/6/99	25	5	Clemson	Cartersville, Ga.	D1-21
17	Patrick, Tim	WR	6-5	210	11/23/93	31	8	Utah	San Diego, Calif.	T (DET)-25
20	Haliassie, Kahlef	S	6-1	195	11/9/00	24	3	Western Kentucky	Elk Grove, Calif.	PS-25
21	Braswell, Christian	CB	5-11	185	9/27/99	25	2	Rutgers	Washington, D.C.	D6-23
22	Jones, Jarrion	CB	5-11	190	5/8/01	24	2	Florida State	Magee, Miss.	D3-24
23	Oluokun, Foyesade	LB	6-2	230	8/2/95	30	8	Yale	St. Louis, Mo.	UFA (ATL)-22
25	Lane III, Rayuan	DB	5-11	197	7/21/03	22	R	Navy	Jessup, Md.	D6-25
26	Johnson, Antonio	S	6-2	198	10/29/01	23	3	Texas A&M	East St. Louis, Ill.	D5-23
29	Murray, Eric	S	5-11	199	1/7/94	31	10	Minnesota	Milwaukee, Wis.	UFA (HOU)-25
30	Brown, Montaric	CB	6-0	190	8/24/99	26	4	Arkansas	Ashdown, Ark.	D7-22
32	Schrader, Cody	RB	5-9	208	9/8/99	26	1	Missouri	St. Louis, Mo.	PS-25
33	Tuten, Bhayshul	RB	5-9	209	2/14/03	22	R	Virginia Tech	Paulsboro, N.J.	D4-25
36	Allen Jr., LeQuint	RB	6-0	201	8/5/04	21	R	Syracuse	Millville, N.J.	D7-25
39	Little, Cam	K	6-1	172	8/17/03	22	2	Arkansas	Moore, Okla.	D6-24
41	Hines-Allen, Josh	DE	6-5	255	7/13/97	28	7	Kentucky	Montclair, N.J.	D1-19
42	Wingard, Andrew	S	6-0	200	12/5/96	28	7	Wyoming	Arvada, Colo.	FA-19
44	Walker, Travon	DE	6-5	272	12/18/00	24	4	Georgia	Thomaston, Ga.	D1-22
46	Matsick, Ross	LS	6-0	240	9/13/96	29	6	Baylor	McKinney, Texas	FA-20
47	Gardeck, Dennis	LB	6-0	232	8/9/94	31	8	Sioux Falls	Lake in the Hills, Ill.	FA-25
51	Miller, Ventrell	LB	6-0	232	1/15/99	26	3	Florida	Lakeland, Fla.	D4-23
52	Hamilton, DaVon	DT	6-4	335	2/1/97	28	6	Ohio State	Pickerington, Ohio	D3-20
54	Kiser, Jack	LB	6-2	231	9/10/00	25	R	Notre Dame	Royal Center, Ind.	D4-25
55	Edoga, Chuma	OL	6-4	315	5/25/97	28	7	Southern California	Atlanta, Ga.	UFA (DAL)-25
56	Abdullah, Yasir	LB	6-1	240	4/12/00	25	3	Louisville	Miramar, Fla.	D5-23
60	Monheim, Jonah	OL	6-5	310	6/7/02	23	R	Southern California	Moorpark, Calif.	D7-25
64	Milum, Wyatt	OL	6-6	317	12/27/01	23	R	West Virginia	Kenova, W. Va.	D3-25
65	Mekari, Patrick	OL	6-4	305	8/13/97	28	7	California	Westlake Village, Calif.	UFA (BAL)-25
70	Van Lanen, Cole	OL	6-5	312	4/23/98	27	5	Wisconsin	Green Bay, Wis.	T (G.B.)-22
72	Little, Walker	OL	6-7	325	4/1/99	26	5	Stanford	Houston, Texas	D2-21
73	Hainsey, Robert	OL	6-4	306	8/12/98	27	5	Notre Dame	Pittsburgh, Pa.	UFA (TB)-25
76	Cleveland, Ezra	OL	6-6	312	5/8/98	27	6	Boise State	Spanaway, Wash.	T (MIN)-23
77	Harrison, Anton	OL	6-4	315	2/2/02	23	3	Oklahoma	Washington, D.C.	D1-23
84	Long, Hunter	TE	6-5	243	8/19/98	27	5	Boston College	Exeter, N.H.	UFA (LAR)-25
85	Strange, Brenton	TE	6-4	253	12/27/00	24	3	Penn State	Parkersburg, W.Va.	D2-23
86	Mundt, Johnny	TE	6-4	243	11/23/94	30	8	Oregon	Modesto, Calif.	UFA (MIN)-25
90	Ogbah, Emmanuel	DL	6-4	275	11/6/93	31	10	Oklahoma State	Houston, Texas	UFA (MIA)-25
91	Armstead, Arik	DT	6-7	290	11/15/93	31	11	Oregon	Elk Grove, Calif.	UFA (S.F.)-24
92	Striggow, Danny	DL	6-5	255	7/24/02	23	R	Minnesota	Long Lake, Minn.	UFA-25
94	Smith, Maason	DT	6-5	306	10/13/02	22	2	LSU	Houma, La.	D2-24
95	Green II, B.J.	DL	6-1	270	7/3/03	22	R	Colorado	Atlanta, Ga.	UFA-25
96	Saunders Sr., Khalel	DT	6-0	324	8/9/96	29	7	Western Illinois	St. Louis, Mo.	TR-25 (N.O.)
98	Smoot, Dawuane	DE	6-3	275	3/2/95	30	9	Illinois	Groveport, Ohio	FA-25
99	Johnson, Austin	DL	6-4	314	5/8/94	31	10	Penn State	Galloway, N.J.	FA-25
Practice Squad (16)										
15	Brayboy, Chandler	WR	6-1	199	8/20/01	24	R	Elon	Pembroke, N.C.	UDFA-25
19	Henigan, Seth	QB	6-3	215	3/10/03	22	R	Memphis	Denton, Texas	UDFA-25
24	Silmon-Craig, Cam/Ron	DB	5-10	185	10/30/02	22	R	Colorado	Birmingham, Ala.	UDFA-25
31	Lovely, Keni-H	CB	5-11	175	5/12/00	25	1	Western Michigan	Delray Beach, Fla.	FA-25
37	Muhammad, Jabbar	DB	5-10	185	12/28/01	23	R	Oregon	DeSoto, Texas	UDFA-25
38	Jackson, JaQuinden	RB	6-2	233	9/12/01	24	R	Arkansas	Dallas, Texas	UDFA-25
50	Combs, Branson	LB	6-3	228	7/14/00	25	R	Wake Forest	Evansville, Ind.	UDFA-25
61	Wormtey, Sal	OL	6-3	327	7/23/01	24	R	Penn State	Newark, N.J.	UDFA-25
66	Lee, Ricky	OL	6-6	305	11/16/99	25	2	North Carolina A&T	Jacksonville, Fla.	FA-25
79	Carvin, Jerome	OL	6-5	307	9/20/00	25	1	Tennessee	Memphis, Tenn.	FA-25
80	Morris, Quintin	TE	6-2	243	1/21/99	26	4	Bowling Green	Richmond, Texas	UFA (BUF)-25
81	Trammell, Austin	WR	5-10	185	7/4/98	27	4	Rice	Spring, Texas	FA-24
88	Herbert, Patrick	TE	6-5	255	10/18/00	24	R	Oregon	Eugene, Ore.	UDFA-25
89	Ezukanma, Erik	WR	6-2	210	1/25/00	25	2	Texas Tech	Fort Worth, Texas	FA-25
93	Dickerson, Matt	DL	6-5	300	11/9/95	29	6	UCLA	San Mateo, Calif.	FA-25
97	Rose, Keivie	DL	6-3	314	12/14/00	24	R	Arkansas	Henderson, Texas	UDFA-25
Injured Reserve (2)										
18	Cephus, Joshua	WR	6-2	193	3/5/01	24	1	Texas at San Antonio	Spring, Texas	UDFA-24
27	Ransaw, Caleb	DB	6-0	196	12/22/02	22	R	Tulane	Harvest, Ala.	D3-25
Injured Reserve - Designated For Return (1)										
35	McLeod, Jalen	LB	6-1	236	6/5/02	23	R	Auburn	Washington D.C.	D6-25
Reserved/PUP (1)										
75	Hodges, Cooper	OL	6-4	305	7/13/00	25	3	Appalachian State	Glen St. Mary, Fla.	D7-23



DEPTH CHART

(As of September 23, 2025)

OFFENSE

WR	12 Travis Hunter	11 Parker Washington		
LT	72 Walker Little			
LG	76 Ezra Cleveland	64 Wyatt Milum		
C	73 Robert Hainsey	60 Jonah Monheim		
RG	65 Patrick Mekari	55 Chuma Edoga		
RT	77 Anton Harrison	70 Cole Van Lanen		
TE	85 Brenton Strange			
TE	86 Johnny Mundt	84 Hunter Long		
QB	16 Trevor Lawrence	14 Nick Mullens		
RB	1 Travis Etienne Jr.	33 Bhayshul Tuten	36 LeQuint Allen Jr.	32 Cody Schrader
WR	7 Brian Thomas Jr.	17 Tim Patrick		
WR	5 Dyami Brown			

DEFENSE

NT	52 DaVon Hamilton	96 Khalen Saunders Sr.	99 Austin Johnson
DT	91 Arik Armstead	94 Maason Smith	
DE	41 Josh Hines-Allen	98 Dawuane Smoot	92 Danny Striggow
DE	44 Travon Walker	90 Emmanuel Ogbah	95 B.J. Green II
LB	23 Foyesade Oluokun	54 Jack Kiser	
LB	0 Devin Lloyd	-or- 51 Ventrell Miller	
LB	47 Dennis Gardeck	56 Yasir Abdullah	
CB	3 Tyson Campbell	22 Jarrian Jones	30 Montaric Brown
CB	2 Jourdan Lewis	12 Travis Hunter	21 Christian Braswell
S	29 Eric Murray	25 Rayuan Lane III	20 Kahlef Hailassie
S	42 Andrew Wingard	26 Antonio Johnson	

SPECIALISTS

K	39 Cam Little
H	9 Logan Cooke
LS	46 Ross Maticcik
P	9 Logan Cooke
PR	11 Parker Washington
KR	11 Parker Washington

PRONUNCIATION GUIDE

Yasir Abdullah	YA-seer	Patrick Mekari	muh-CARE-ee
LeQuint Allen Jr.	luh-KWINT	Wyatt Milum	MY-lum
Dyami Brown	dee-AH-mee	Foyesade Oluokun	foy-eh-sha-day oh-LOU-a-kin
Chuma Edoga	chu-MA ee-doe-GAH	Khalen Saunders Sr.	KAWL-en
Travis Etienne Jr.	ETN	Dawuane Smoot	duh-WAHN
Kahlef Hailassie	kah-LEAF hail-assie	Danny Striggow	STRIG-oh
DaVon Hamilton	DUH-von	Bhayshul Tuten	BAY-shal TOOT-en
Jarrian Jones	JAR-ee-in	Travon Walker	TRAY-von
Rayuan Lane III	ray-ON	Andrew Wingard	WING-urd
Ross Maticcik	MATTA-sick		



POSITIONAL ROSTER

NO.	NAME	POS.	HT.	WT.	AGE	EXP.	COLLEGE	HOMETOWN	HOW ACQ.
QUARTERBACKS (2)									
14	Mullens, Nick	QB	6-0	210	30	7	Southern Mississippi	Hoover, Ala.	UFA (MIN)-'25
16	Lawrence, Trevor	QB	6-6	220	25	5	Clemson	Cartersville, Ga.	D1-'21
RUNNING BACKS (4)									
1	Etienne Jr., Travis	RB	5-10	215	26	5	Clemson	Jennings, La.	D1-'21
32	Schrader, Cody	RB	5-9	208	26	1	Missouri	St. Louis, Mo.	PS-'25
33	Tuten, Bhayshul	RB	5-9	209	22	R	Virginia Tech	Paulsboro, N.J.	D4-'25
36	Allen Jr., LeQuint	RB	6-0	201	21	R	Syracuse	Millville, N.J.	D7-'25
WIDE RECEIVERS (5)									
5	Brown, Dyami	WR	6-0	195	25	5	North Carolina	Charlotte, N.C.	UFA (WAS)-'25
7	Thomas Jr., Brian	WR	6-2	209	22	2	LSU	Walker, La.	D1-'24
11	Washington, Parker	WR	5-10	204	23	3	Penn State	Sugar Land, Texas	D6-'23
12	Hunter, Travis	WR/DB	6-1	185	22	R	Colorado	Suwanee, Ga.	D1-'25
17	Patrick, Tim	WR	6-5	210	31	8	Utah	San Diego, Calif.	T (DET)-'25
TIGHT ENDS (3)									
84	Long, Hunter	TE	6-5	243	27	5	Boston College	Exeter, N.H.	UFA (LAR)-'25
85	Strange, Brenton	TE	6-4	253	24	3	Penn State	Parkersburg, W.Va.	D2-'23
86	Mundt, Johnny	TE	6-4	243	30	8	Oregon	Modesto, Calif.	UFA (MIN)-'25
OFFENSIVE LINE (9)									
55	Edoga, Chuma	OL	6-4	315	28	7	Southern California	Atlanta, Ga.	UFA (DAL)-'25
60	Monheim, Jonah	OL	6-5	310	23	R	Southern California	Moorpark, Calif.	D7-'25
64	Milum, Wyatt	OL	6-6	317	23	R	West Virginia	Kenova, W. Va.	D3-'25
65	Mekari, Patrick	OL	6-4	305	28	7	California	Westlake Village, Calif.	UFA (BAL)-'25
70	Van Lanen, Cole	OL	6-5	312	27	5	Wisconsin	Green Bay, Wis.	T (G.B.)-'22
72	Little, Walker	OL	6-7	325	26	5	Stanford	Houston, Texas	D2-'21
73	Hainsey, Robert	OL	6-4	306	27	5	Notre Dame	Pittsburgh, Pa.	UFA (TB)-'25
76	Cleveland, Ezra	OL	6-6	312	27	6	Boise State	Spanaway, Wash.	T (MIN)-'23
77	Harrison, Anton	OL	6-4	315	23	3	Oklahoma	Washington, D.C.	D1-'23
LINEBACKERS (6)									
0	Lloyd, Devin	LB	6-3	235	26	4	Utah	Chula Vista, Calif.	D1-'22
23	Oluokun, Foyesade	LB	6-2	230	30	8	Yale	St. Louis, Mo.	UFA (ATL)-'22
47	Gardeck, Dennis	LB	6-0	232	31	8	Sioux Falls	Lake in the Hills, Ill.	FA-'25
51	Miller, Ventrell	LB	6-0	232	26	3	Florida	Lakeland, Fla.	D4-'23
54	Kiser, Jack	LB	6-2	231	25	R	Notre Dame	Royal Center, Ind.	D4-'25
56	Abdullah, Yasir	LB	6-1	240	25	3	Louisville	Miramar, Fla.	D5-'23
DEFENSIVE BACKS (10)									
2	Lewis, Jourdan	CB	5-10	190	30	9	Michigan	Detroit, Mich.	UFA (DAL)-'25
3	Campbell, Tyson	CB	6-1	195	25	5	Georgia	Miramar, Fla.	D2-'21
20	Hailassie, Kahlef	S	6-1	195	24	3	Western Kentucky	Elk Grove, Calif.	PS-'25
21	Braswell, Christian	CB	5-11	185	25	2	Rutgers	Washington, D.C.	D6-'23
22	Jones, Jarrian	CB	5-11	190	24	2	Florida State	Magee, Miss.	D3-'24
25	Lane III, Rayuan	DB	5-11	197	22	R	Navy	Jessup, Md.	D6-'25
26	Johnson, Antonio	S	6-2	198	23	3	Texas A&M	East St. Louis, Ill.	D5-'23
29	Murray, Eric	S	5-11	199	31	10	Minnesota	Milwaukee, Wis.	UFA (HOU)-'25
30	Brown, Montaric	CB	6-0	190	26	4	Arkansas	Ashdown, Ark.	D7-'22
42	Wingard, Andrew	S	6-0	200	28	7	Wyoming	Arvada, Colo.	FA-'19
DEFENSIVE LINE (11)									
41	Hines-Allen, Josh	DE	6-5	255	28	7	Kentucky	Montclair, N.J.	D1-'19
44	Walker, Travon	DE	6-5	272	24	4	Georgia	Thomaston, Ga.	D1-'22
52	Hamilton, DaVon	DT	6-4	335	28	6	Ohio State	Pickerington, Ohio	D3-'20
90	Ogbah, Emmanuel	DL	6-4	275	31	10	Oklahoma State	Houston, Texas	UFA (MIA)-'25
91	Armstead, Arik	DT	6-7	290	31	11	Oregon	Elk Grove, Calif.	UFA (S.F.)-'24



POSITIONAL ROSTER

92	Striggow, Danny	DL	6-5	255	23	R	Minnesota	Long Lake, Minn.	UDFA-'25
94	Smith, Maason	DT	6-5	306	22	2	LSU	Houma, La.	D2-'24
95	Green II, B.J.	DL	6-1	270	22	R	Colorado	Atlanta, Ga.	UDFA-'25
96	Saunders Sr., Khalen	DT	6-0	324	29	7	Western Illinois	St. Louis, Mo.	TR-25 (N.O.)
98	Smoot, Dawuane	DE	6-3	275	30	9	Illinois	Groveport, Ohio	FA-'25
99	Johnson, Austin	DL	6-4	314	31	10	Penn State	Galloway, N.J.	FA-'25

SPECIALISTS (3)

9	Cooke, Logan	P	6-5	230	30	8	Mississippi State	Darbun, Miss.	D7b-'18
39	Little, Cam	K	6-1	172	22	2	Arkansas	Moore, Okla.	D6-'24
46	Maticcik, Ross	LS	6-0	240	29	6	Baylor	McKinney, Texas	FA-'20



HOW BUILT

YEAR	DRAFTEES (28)	FREE AGENTS (15)	COLLEGE FREE AGENTS (4)	TRADES/WAIVERS (4)	PRACTICE SQUAD (2)	SUP. DRAFT (0)
2018	P Logan Cooke (7)					
2019	DE Josh Hines-Allen (1)		S Andrew Wingard (FA-'19)			
2020	DT DaVon Hamilton (3)		LS Ross Maticcik (FA-'20)			
2021	RB Travis Etienne Jr. (1) QB Trevor Lawrence (1) CB Tyson Campbell (2) OL Walker Little (2)					
2022	DE Travon Walker (1) LB Devin Lloyd (1b) CB Montaric Brown (7)	LB Foyesade Oluokun (UFA ATL - '22)		OL Cole Van Lanen (T G.B. -'22)		
2023	OL Anton Harrison (1) TE Brenton Strange (2) LB Ventrell Miller (4) LB Yasir Abdullah (5) S Antonio Johnson (5) CB Christian Braswell (6) WR Parker Washington (6)			OL Ezra Cleveland (T MIN -'23)		
2024	WR Brian Thomas Jr. (1) DT Maason Smith (2) CB Jarrrian Jones (3) K Cam Little (6)	DT Arik Armstead (UFA S.F. -'24)				
2025	WR/DB Travis Hunter (1) OL Wyatt Milum (1b) RB Bhayshul Tuten (4a) LB Jack Kiser (4b) DB Rayuan Lane III (6b) OL Jonah Monheim (7a) RB LeQuint Allen Jr. (7b)	WR Dyami Brown (UFA WAS - '25) OL Chuma Edoga (UFA DAL -'25) LB Dennis Gardeck (FA-'25) OL Robert Hainsey (UFA TB -'25) DL Austin Johnson (FA-'25) CB Jourdan Lewis (UFA DAL - '25) TE Hunter Long (UFA LAR -'25) OL Patrick Mekari (UFA BAL -'25) QB Nick Mullens (UFA MIN -'25) TE Johnny Mundt (UFA MIN -'25) S Eric Murray (UFA HOU -'25) DL Emmanuel Ogbah (UFA MIA - '25) DE Dawuane Smoot (FA-'25)	DL B.J. Green II (UDFA-'25) DL Danny Striggow (UDFA-'25)	WR Tim Patrick (T DET -'25) DT Khalel Saunders Sr. (TR-25 N.O.)	S Kahlef Hailassie (PS-'25) RB Cody Schrader (PS-'25)	



2025 PLAYER PARTICIPATION

2025 REGULAR SEASON JACKSONVILLE JAGUARS PLAYER PARTICIPATION																					
PLAYERS	CAR	AT CIN	HOU															GP	GS	DNP	IN
	9/7	9/14	9/21	9/28	10/6	10/12	10/19	11/2	11/9	11/16	11/23	11/30	12/7	12/14	12/21	12/28	1/4				
Yasir Abdullah	P	P	P	-	-	-	-	-	-	-	-	-	-	-	-	-	-	3	0	0	0
LeQuint Allen Jr.	P	P	P	-	-	-	-	-	-	-	-	-	-	-	-	-	-	3	0	0	0
Arik Armstead	DT	DT	DT	-	-	-	-	-	-	-	-	-	-	-	-	-	-	3	3	0	0
Tank Bigsby	P	^	^	-	-	-	-	-	-	-	-	-	-	-	-	-	-	1	0	0	0
Christian Braswell	P	P	P	-	-	-	-	-	-	-	-	-	-	-	-	-	-	3	0	0	0
Chandler Brayboy	PS	PS	PS	-	-	-	-	-	-	-	-	-	-	-	-	-	-	0	0	0	0
Dyami Brown	WR	WR	WR	-	-	-	-	-	-	-	-	-	-	-	-	-	-	3	3	0	0
Montaric Brown	N	N	P	-	-	-	-	-	-	-	-	-	-	-	-	-	-	1	0	0	2
Tyson Campbell	CB	CB	CB	-	-	-	-	-	-	-	-	-	-	-	-	-	-	3	3	0	0
Jerome Carvin	PS	PS	PS	-	-	-	-	-	-	-	-	-	-	-	-	-	-	0	0	0	0
Joshua Cephus	IR	IR	IR	-	-	-	-	-	-	-	-	-	-	-	-	-	-	0	0	0	0
Ezra Cleveland	LG	LG	LG	-	-	-	-	-	-	-	-	-	-	-	-	-	-	3	3	0	0
Branson Combs	PS	PS	PS	-	-	-	-	-	-	-	-	-	-	-	-	-	-	0	0	0	0
Logan Cooke	P	P	P	-	-	-	-	-	-	-	-	-	-	-	-	-	-	3	0	0	0
Chuma Edoga	P	P	P	-	-	-	-	-	-	-	-	-	-	-	-	-	-	3	0	0	0
Travis Etienne Jr.	RB	RB	RB	-	-	-	-	-	-	-	-	-	-	-	-	-	-	3	3	0	0
Dennis Gardeck	LB	P	LB	-	-	-	-	-	-	-	-	-	-	-	-	-	-	3	2	0	0
B.J. Green II	N	N	N	-	-	-	-	-	-	-	-	-	-	-	-	-	-	0	0	0	3
Robert Hainsey	C	C	C	-	-	-	-	-	-	-	-	-	-	-	-	-	-	3	3	0	0
DaVon Hamilton	DT	DT	DT	-	-	-	-	-	-	-	-	-	-	-	-	-	-	3	3	0	0
Anton Harrison	RT	RT	RT	-	-	-	-	-	-	-	-	-	-	-	-	-	-	3	3	0	0
Seth Henigan	PS	PS	PS	-	-	-	-	-	-	-	-	-	-	-	-	-	-	0	0	0	0
Patrick Herbert	PS	PS	PS	-	-	-	-	-	-	-	-	-	-	-	-	-	-	0	0	0	0
Josh Hines-Allen	DE	DE	DE	-	-	-	-	-	-	-	-	-	-	-	-	-	-	3	3	0	0
Cooper Hodges	R/PUP	R/PUP	R/PUP	-	-	-	-	-	-	-	-	-	-	-	-	-	-	0	0	0	0
Travis Hunter	WR	P	P	-	-	-	-	-	-	-	-	-	-	-	-	-	-	3	1	0	0
JaQuinden Jackson	PS	PS	PS	-	-	-	-	-	-	-	-	-	-	-	-	-	-	0	0	0	0
Antonio Johnson	P	P	P	-	-	-	-	-	-	-	-	-	-	-	-	-	-	3	0	0	0
Austin Johnson	P	P	P	-	-	-	-	-	-	-	-	-	-	-	-	-	-	3	0	0	0
Jarrian Jones	P	CB	P	-	-	-	-	-	-	-	-	-	-	-	-	-	-	3	1	0	0
Jack Kiser	P	P	P	-	-	-	-	-	-	-	-	-	-	-	-	-	-	3	0	0	0
Rayuan Lane III	P	P	P	-	-	-	-	-	-	-	-	-	-	-	-	-	-	3	0	0	0
Trevor Lawrence	QB	QB	QB	-	-	-	-	-	-	-	-	-	-	-	-	-	-	3	3	0	0
Ricky Lee	P	PS	PS	-	-	-	-	-	-	-	-	-	-	-	-	-	-	1	0	0	0
Jourdan Lewis	CB	CB	CB	-	-	-	-	-	-	-	-	-	-	-	-	-	-	3	3	0	0
Cam Little	P	P	P	-	-	-	-	-	-	-	-	-	-	-	-	-	-	3	0	0	0
Walker Little	LT	LT	LT	-	-	-	-	-	-	-	-	-	-	-	-	-	-	3	3	0	0
Devin Lloyd	LB	LB	LB	-	-	-	-	-	-	-	-	-	-	-	-	-	-	3	3	0	0
Hunter Long	P	P	P	-	-	-	-	-	-	-	-	-	-	-	-	-	-	3	0	0	0
Ross Maticsk	P	P	P	-	-	-	-	-	-	-	-	-	-	-	-	-	-	3	0	0	0
Jalen McLeod	IRD	IRD	IRD	-	-	-	-	-	-	-	-	-	-	-	-	-	-	0	0	0	0
Patrick Mekari	RG	RG	RG	-	-	-	-	-	-	-	-	-	-	-	-	-	-	3	3	0	0
Ventrell Miller	P	P	P	-	-	-	-	-	-	-	-	-	-	-	-	-	-	3	0	0	0
Wyatt Milum	N	N	N	-	-	-	-	-	-	-	-	-	-	-	-	-	-	0	0	0	3
Jonah Monheim	P	P	P	-	-	-	-	-	-	-	-	-	-	-	-	-	-	3	0	0	0
Quintin Morris	PS	P	P	-	-	-	-	-	-	-	-	-	-	-	-	-	-	2	0	0	0
Jabbar Muhammad	PS	PS	PS	-	-	-	-	-	-	-	-	-	-	-	-	-	-	0	0	0	0
Nick Mullens	X	X	X	-	-	-	-	-	-	-	-	-	-	-	-	-	-	0	0	3	0
Johnny Mundt	P	TE	TE	-	-	-	-	-	-	-	-	-	-	-	-	-	-	3	2	0	0
Eric Murray	S	S	S	-	-	-	-	-	-	-	-	-	-	-	-	-	-	3	3	0	0
Emmanuel Ogbah	P	P	P	-	-	-	-	-	-	-	-	-	-	-	-	-	-	3	0	0	0
Foyesade Oluokun	LB	LB	LB	-	-	-	-	-	-	-	-	-	-	-	-	-	-	3	3	0	0
Eli Pancot	IR	^	^	-	-	-	-	-	-	-	-	-	-	-	-	-	-	0	0	0	0
Caleb Ransaw	IR	IR	IR	-	-	-	-	-	-	-	-	-	-	-	-	-	-	0	0	0	0
Keivie Rose	PS	PS	PS	-	-	-	-	-	-	-	-	-	-	-	-	-	-	0	0	0	0
Khalen Saunders Sr.	P	N	N	-	-	-	-	-	-	-	-	-	-	-	-	-	-	1	0	0	2
Darnell Savage	P	P	^	-	-	-	-	-	-	-	-	-	-	-	-	-	-	2	0	0	0
Cam Ron Silmon-Craig	PS	PS	PS	-	-	-	-	-	-	-	-	-	-	-	-	-	-	0	0	0	0
Maason Smith	N	P	P	-	-	-	-	-	-	-	-	-	-	-	-	-	-	2	0	0	1
Dawuane Smoot	P	P	P	-	-	-	-	-	-	-	-	-	-	-	-	-	-	3	0	0	0
Brenton Strange	TE	TE	TE	-	-	-	-	-	-	-	-	-	-	-	-	-	-	3	3	0	0
Danny Striggow	N	N	N	-	-	-	-	-	-	-	-	-	-	-	-	-	-	0	0	0	3
Brian Thomas Jr.	WR	WR	WR	-	-	-	-	-	-	-	-	-	-	-	-	-	-	3	3	0	0
Austin Trammell	PS	PS	PS	-	-	-	-	-	-	-	-	-	-	-	-	-	-	0	0	0	0
Bhayshul Tuten	P	P	P	-	-	-	-	-	-	-	-	-	-	-	-	-	-	3	0	0	0
Cole Van Lanen	N	P	P	-	-	-	-	-	-	-	-	-	-	-	-	-	-	2	0	0	1
Travon Walker	DE	DE	DE	-	-	-	-	-	-	-	-	-	-	-	-	-	-	3	3	0	0
Parker Washington	P	P	P	-	-	-	-	-	-	-	-	-	-	-	-	-	-	3	0	0	0
Andrew Wingard	S	S	S	-	-	-	-	-	-	-	-	-	-	-	-	-	-	3	3	0	0
Sal Wormley	PS	PS	PS	-	-	-	-	-	-	-	-	-	-	-	-	-	-	0	0	0	0

LEGEND:

CAPS=Starter, P=Player was a substitution, N=On Inactive List, X=Did Not Play (Non-injury), PS=Practice Squad, IR=Injured Reserve, IRD=Injured Reserve - Designated For Return, R/PUP=Reserved/PUP, NOT=Not on Roster, ^=With Other Team



2025 GAME-BY-GAME STARTERS

2025 REGULAR SEASON													
OFFENSE													
DATE	OPPONENT	WR	WR	LT	LG	C	RG	RT	TE	WR	QB	RB	TE
9/7	Carolina	Brian Thomas Jr.	<u>Travis Hunter</u>	Walker Little	Ezra Cleveland	Robert Hainsey	Patrick Mekari	Anton Harrison	Brenton Strange	Dyami Brown	Trevor Lawrence	Travis Etienne Jr.	--
9/14	at Cincinnati	Brian Thomas Jr.	--	Walker Little	Ezra Cleveland	Robert Hainsey	Patrick Mekari	Anton Harrison	Brenton Strange	Dyami Brown	Trevor Lawrence	Travis Etienne Jr.	Johnny Mundt
9/21	Houston	Brian Thomas Jr.	--	Walker Little	Ezra Cleveland	Robert Hainsey	Patrick Mekari	Anton Harrison	Brenton Strange	Dyami Brown	Trevor Lawrence	Travis Etienne Jr.	Johnny Mundt
9/28		--	--	--	--	--	--	--	--	--	--	--	--
10/6		--	--	--	--	--	--	--	--	--	--	--	--
10/12		--	--	--	--	--	--	--	--	--	--	--	--
10/19		--	--	--	--	--	--	--	--	--	--	--	--
11/2		--	--	--	--	--	--	--	--	--	--	--	--
11/9		--	--	--	--	--	--	--	--	--	--	--	--
11/16		--	--	--	--	--	--	--	--	--	--	--	--
11/23		--	--	--	--	--	--	--	--	--	--	--	--
11/30		--	--	--	--	--	--	--	--	--	--	--	--
12/7		--	--	--	--	--	--	--	--	--	--	--	--
12/14		--	--	--	--	--	--	--	--	--	--	--	--
12/21		--	--	--	--	--	--	--	--	--	--	--	--
12/28		--	--	--	--	--	--	--	--	--	--	--	--
1/4		--	--	--	--	--	--	--	--	--	--	--	--

2025 REGULAR SEASON													
DEFENSE													
DATE	OPPONENT	DE	DT	DT	DE	LB	LB	LB	CB	CB	S	S	CB
9/7	Carolina	Travon Walker	DaVon Hamilton	Arik Armstead	Josh Hines-Allen	Foyesade Oluokun	Devin Lloyd	Dennis Gardeck	Jourdan Lewis	Tyson Campbell	Eric Murray	Andrew Wingard	--
9/14	at Cincinnati	Travon Walker	DaVon Hamilton	Arik Armstead	Josh Hines-Allen	Foyesade Oluokun	Devin Lloyd	--	Jourdan Lewis	Tyson Campbell	Eric Murray	Andrew Wingard	Jarrian Jones
9/21	Houston	Travon Walker	DaVon Hamilton	Arik Armstead	Josh Hines-Allen	Foyesade Oluokun	Devin Lloyd	Dennis Gardeck	Jourdan Lewis	Tyson Campbell	Eric Murray	Andrew Wingard	--
9/28		--	--	--	--	--	--	--	--	--	--	--	--
10/6		--	--	--	--	--	--	--	--	--	--	--	--
10/12		--	--	--	--	--	--	--	--	--	--	--	--
10/19		--	--	--	--	--	--	--	--	--	--	--	--
11/2		--	--	--	--	--	--	--	--	--	--	--	--
11/9		--	--	--	--	--	--	--	--	--	--	--	--
11/16		--	--	--	--	--	--	--	--	--	--	--	--
11/23		--	--	--	--	--	--	--	--	--	--	--	--
11/30		--	--	--	--	--	--	--	--	--	--	--	--
12/7		--	--	--	--	--	--	--	--	--	--	--	--
12/14		--	--	--	--	--	--	--	--	--	--	--	--
12/21		--	--	--	--	--	--	--	--	--	--	--	--
12/28		--	--	--	--	--	--	--	--	--	--	--	--
1/4		--	--	--	--	--	--	--	--	--	--	--	--

Rookies underlined.



2025 WEEK-BY-WEEK LEADERS

DATE	OPPONENT	SCORING		RUSHING YARDS		RECEPTIONS		RECEIVING YARDS		TACKLES		SOLO TACKLES		SACKS		INTERCEPTIONS		FORCED FUMBLES		RECOVERED FUMBLES		PASSING YARDS		CARRIES	
		PLAYER	NO.	PLAYER	NO.	PLAYER	NO.	PLAYER	NO.	PLAYER	NO.	PLAYER	NO.	PLAYER	NO.	PLAYER	NO.	PLAYER	NO.	PLAYER	NO.	PLAYER	NO.	PLAYER	NO.
09/07	Panthers	C. Little	14	T. Etienne Jr.	143	T. Hunter	6	B. Strange	59	F. Oluokun	10	F. Oluokun	5	D. Smoot	1.0	F. Oluokun	1	F. Oluokun	1	J. Lewis	1	T. Lawrence	178	T. Etienne Jr.	16
09/14	at Bengals	C. Little	9	T. Etienne Jr.	71	D. Brown P. Washington	5	P. Washington	76	J. Lewis	8	J. Lewis E. Murray	5	F. Oluokun T. Walker A. Armstead	1.0	E. Murray A. Wingard D. Lloyd	1	--	--	--	--	T. Lawrence	271	T. Etienne Jr.	14
09/21	Texans	T. Etienne Jr. B. Tuten	6	T. Etienne Jr.	56	B. Strange	6	B. Strange	61	T. Campbell	7	T. Campbell	7	T. Walker	1.0	J. Lewis A. Johnson	1	T. Campbell	1	D. Lloyd	1	T. Lawrence	222	T. Etienne Jr.	16
09/28	at 49ers	--	--	--	--	--	--	--	--	--	--	--	--	--	--	--	--	--	--	--	--	--	--	--	--
10/06	Chiefs	--	--	--	--	--	--	--	--	--	--	--	--	--	--	--	--	--	--	--	--	--	--	--	--
10/12	Seahawks	--	--	--	--	--	--	--	--	--	--	--	--	--	--	--	--	--	--	--	--	--	--	--	--
10/19	Rams	--	--	--	--	--	--	--	--	--	--	--	--	--	--	--	--	--	--	--	--	--	--	--	--
11/02	at Raiders	--	--	--	--	--	--	--	--	--	--	--	--	--	--	--	--	--	--	--	--	--	--	--	--
11/09	at Texans	--	--	--	--	--	--	--	--	--	--	--	--	--	--	--	--	--	--	--	--	--	--	--	--
11/16	Chargers	--	--	--	--	--	--	--	--	--	--	--	--	--	--	--	--	--	--	--	--	--	--	--	--
11/23	at Cardinals	--	--	--	--	--	--	--	--	--	--	--	--	--	--	--	--	--	--	--	--	--	--	--	--
11/30	at Titans	--	--	--	--	--	--	--	--	--	--	--	--	--	--	--	--	--	--	--	--	--	--	--	--
12/07	Colts	--	--	--	--	--	--	--	--	--	--	--	--	--	--	--	--	--	--	--	--	--	--	--	--
12/14	Jets	--	--	--	--	--	--	--	--	--	--	--	--	--	--	--	--	--	--	--	--	--	--	--	--
12/21	at Broncos	--	--	--	--	--	--	--	--	--	--	--	--	--	--	--	--	--	--	--	--	--	--	--	--
12/28	at Colts	--	--	--	--	--	--	--	--	--	--	--	--	--	--	--	--	--	--	--	--	--	--	--	--
01/04	Titans	--	--	--	--	--	--	--	--	--	--	--	--	--	--	--	--	--	--	--	--	--	--	--	--
MOST TIMES LED (INCLUDING TIES)		C. LITTLE	2	T. ETIENNE JR.	3	T. HUNTER D. BROWN P. WASHINGTON N B. STRANGE	1	B. STRANGE	2	F. OLUOKUN J. LEWIS T. CAMPBELL	1	F. OLUOKUN J. LEWIS E. MURRAY T. CAMPBELL	1	T. WALKER	2	J. LEWIS	2	F. OLUOKUN T. CAMPBELL	1	J. LEWIS D. LLOYD	1	T. LAWRENCE	3	T. ETIENNE JR.	3





YASIR ABDULLAH | 56

POSITION: LINEBACKER
HT: 6-1 | WT: 240 | DOB: 4-12-2000
COLLEGE: LOUISVILLE
HOMETOWN: MIRAMAR, FLA.
ACQ: D5-'23
EXP: 3rd YEAR

@AbYasiir
 @yasirabdullah_22



KEY TRANSACTIONS

- Originally drafted by Jacksonville in the fifth round (136th overall) of the 2023 draft

PRO

2025 (Jaguars)

- 9/21 vs. HOU:** Played 19 snaps on special teams
- 9/14 at CIN:** Played 22 snaps on special teams and recorded one tackle
- 9/7 vs. CAR:** Played 13 snaps on special teams

2024 (Jaguars)

- Saw action in 14 games and started three... Posted 15 tackles (11 solo) and one quarterback hit... Added three tackles on special teams
- 1/5 at IND:** Saw action at linebacker and recorded one quarterback hit
- 9/23 at BUF:** Started at linebacker and recorded a career-high-tying three tackles (two solo)
- 9/8 at MIA:** Saw action at linebacker and set a single-game career high in solo tackles (three)

2023 (Jaguars)

- Appeared in five games as a rookie
- 10/8 at BUF:** Recorded one quarterback hit
- 10/1 vs. ATL:** Recorded one solo tackle
- 9/10 at IND:** Saw action in first-career NFL game

COLLEGE

- Finished his career at Louisville eighth in career sacks (23.5) and second in tackles for loss (43)
- Recorded 210 total tackles (124 solo) in five seasons
- In 2022, was named first-team All-ACC... Led the conference with 9.5 sacks, which ranked 15th in the nation
- Played in the East-West Shrine Game

PERSONAL

- His father, Xavier McCray, played football at Florida
- Majored in sports administration
- Favorite athlete growing up was Bills OLB Von Miller

YASIR ABDULLAH'S NFL REGULAR SEASON DEFENSIVE STATISTICS

DATE	TEAM	GP	GS	TK	TACKLES				INTERCEPTIONS				O. FUMB				ST				MISC				
					S	A	TFL	YDS	SK	YDS	QBH	NO	YDS	LG	TD	PD	FF	FR	TD	YDS	TK	S	A	FF	FR
2023	Jaguars	5	0	1	1	0	0	0.0	0.0	1	0	0	0	0	0	0	0	0	0	0	0	0	0	0	0
2024	Jaguars	14	3	15	11	4	0	0	0.0	0.0	1	0	0	0	0	0	0	0	0	0	3	3	0	0	0
2025	Jaguars	3	0	0	0	0	0	0	0.0	0.0	0	0	0	0	0	0	0	0	0	0	1	0	1	0	0
NFL TOTALS		22	3	16	12	4	0	0	0.0	0.0	2	0	0	0	0	0	0	0	0	0	4	3	1	0	0

SINGLE-GAME HIGHS: DEFENSIVE

Total Tackles 3 at Houston Texans, Sep 29, 2024
3 at Buffalo Bills, Sep 23, 2024
...1 more at 3.

Solo Tackles 3 at Miami Dolphins, Sep 08, 2024
2 vs. New England Patriots, Oct 20, 2024
...2 more at 2.

Special Teams Tackles 1 at Cincinnati Bengals, Sep 14, 2025
1 at Philadelphia Eagles, Nov 03, 2024
...2 more at 1.



2025 GAME-BY-GAME REGULAR-SEASON STATISTICS (JAGUARS)

DATE	OPPONENT	P/S	TACKLES							INTERCEPTIONS					O. FUMB				ST				MISC		SCORE			
			TK	S	A	SK	YDS	TFL	YDS	QBH	NO	YDS	LG	TD	PD	FF	FR	TD	YDS	TK	S	A	FF	FR		S	A	W/L
09/07	Panthers	P	0	0	0	0.0	0.0	0	0	0	0	0	0	0	0	0	0	0	0	0	0	0	0	0	0	0	W	26-10
09/14	at Bengals	P	0	0	0	0.0	0.0	0	0	0	0	0	0	0	0	0	0	0	0	0	1	0	1	0	0	0	L	27-31
09/21	Texans	P	0	0	0	0.0	0.0	0	0	0	0	0	0	0	0	0	0	0	0	0	0	0	0	0	0	0	W	17-10
2025 TOTALS		3-0	0	0	0	0.0	0.0	0	0	0	0	0	0	0	0	0	0	0	0	0	0	0	0	0	0	0	2-1	

2024 GAME-BY-GAME REGULAR-SEASON STATISTICS (JAGUARS)

DATE	OPPONENT	P/S	TACKLES							INTERCEPTIONS					O. FUMB				ST				MISC		SCORE			
			TK	S	A	SK	YDS	TFL	YDS	QBH	NO	YDS	LG	TD	PD	FF	FR	TD	YDS	TK	S	A	FF	FR		S	A	W/L
09/08	at Dolphins	P	3	3	0	0.0	0.0	0	0	0	0	0	0	0	0	0	0	0	0	0	0	0	0	0	0	0	L	17-20
09/15	Browns	S	0	0	0	0.0	0.0	0	0	0	0	0	0	0	0	0	0	0	0	1	1	0	0	0	0	0	L	13-18
09/23	at Bills	S	3	2	1	0.0	0.0	0	0	0	0	0	0	0	0	0	0	0	0	0	0	0	0	0	0	0	L	10-47
09/29	at Texans	S	3	2	1	0.0	0.0	0	0	0	0	0	0	0	0	0	0	0	0	0	0	0	0	0	0	0	L	20-24
10/06	Colts																									W	37-34	
10/13	at Bears	P	0	0	0	0.0	0.0	0	0	0	0	0	0	0	0	0	0	0	0	0	0	0	0	0	0	0	L	16-35
10/20	Patriots	P	2	2	0	0.0	0.0	0	0	0	0	0	0	0	0	0	0	0	0	1	1	0	0	0	0	0	W	32-16
10/27	Packers	P	0	0	0	0.0	0.0	0	0	0	0	0	0	0	0	0	0	0	0	0	0	0	0	0	0	0	L	27-30
11/03	at Eagles	P	0	0	0	0.0	0.0	0	0	0	0	0	0	0	0	0	0	0	0	1	1	0	0	0	0	0	L	23-28
11/10	Vikings	P	3	1	2	0.0	0.0	0	0	0	0	0	0	0	0	0	0	0	0	0	0	0	0	0	0	0	L	7-12
11/17	at Lions																									L	6-52	
12/01	Texans																									L	20-23	
12/08	at Titans	P	0	0	0	0.0	0.0	0	0	0	0	0	0	0	0	0	0	0	0	0	0	0	0	0	0	0	W	10-6
12/15	Jets	P	1	1	0	0.0	0.0	0	0	0	0	0	0	0	0	0	0	0	0	0	0	0	0	0	0	0	L	25-32
12/22	at Raiders	P	0	0	0	0.0	0.0	0	0	0	0	0	0	0	0	0	0	0	0	0	0	0	0	0	0	0	L	14-19
12/29	Titans	P	0	0	0	0.0	0.0	0	0	0	0	0	0	0	0	0	0	0	0	0	0	0	0	0	0	0	W	20-13
01/05	at Colts	P	0	0	0	0.0	0.0	0	0	0	1	0	0	0	0	0	0	0	0	0	0	0	0	0	0	0	L	23-26+
2024 TOTALS		14-3	15	11	4	0.0	0.0	0	0	1	0	0	0	0	0	0	0	0	0	3	3	0	0	0	0	0	4-13	

+ - Overtime





LEQUINT ALLEN JR. | 36

POSITION: RUNNING BACK
HT: 6-0 | **WT:** 201 | **DOB:** 8-5-2004
COLLEGE: SYRACUSE
HOMETOWN: MILLVILLE, N.J.
ACQ: D7-'25
EXP: R

@JrLequint
 @lequintallenjr



KEY TRANSACTIONS

- Originally drafted by Jacksonville in the seventh round (236th overall) of the 2025 draft

PRO

2025 (Jaguars)

- 9/21 vs HOU:** Saw action on offense and special teams... Recorded one reception for nine yards... Notched two kickoff returns for 48 yards
- 9/14 at CIN:** Saw action on offense and special teams... Recorded two carries for 13 yards
- 9/7 vs. CAR:** Saw action on offense and special teams... Recorded one carry for seven yards and one reception for four yards

COLLEGE

- Totaled 514 career carries for 2,359 yards and 26 touchdowns, along with 119 receptions for 848 yards and six touchdowns at Syracuse
- His 32 total touchdowns are fifth in school history, while his 26 rushing touchdowns are ninth-most
- One of six players in program history with back-to-back 1,000-yard rushing seasons (2023, 2024)
- In 2024, ran 228 times for 1,021 yards and 16 touchdowns and set program records in receptions (64) and receiving yards (521) by a running back... One of two players nationally with 1,000-plus rushing yards and 500-plus receiving yards... Honorable Mention All-ACC at the running back and all-purpose positions
- Finished the 2023 season with the 12th-most rushing yards in a season in program history (1,064) while leading the team with 38 receptions... Named Second-Team All-ACC at running back and Honorable Mention All-ACC at the all-purpose position

PERSONAL

- Attended Millville High School (N.J.) and was named the Gatorade New Jersey Football Player of the Year after running for 1,903 yards and 26 touchdowns on 229 carries in 2021
- Played defensive back, collecting a team-leading 131 tackles to go along with seven tackles for loss, four passes defended, five interceptions, three forced fumbles and a sack
- Also played for the baseball team and ran indoor track
- Cousin is RB Ryquell Armstead, whom the Jaguars drafted in the fifth round in 2019

LEQUINT ALLEN JR.'S NFL REGULAR SEASON RUSHING/RECEIVING STATISTICS

DATE	TEAM	GP	GS	RUSHING					RECEIVING				
				NO.	YDS.	AVG.	LG	TD	NO.	YDS.	AVG.	LG	TD
2025	Jaguars	3	0	3	20	6.7	9	0	2	13	6.5	9	0
NFL TOTALS		3	0	3	20	6.7	9	0	2	13	6.5	9	0

LEQUINT ALLEN JR.'S NFL REGULAR SEASON RETURN STATISTICS

DATE	TEAM	KICKOFF RETURNS					PUNT RETURNS					
		RET.	YDS.	AVG.	LG	TD	NO.	FC	YDS.	AVG.	LG	TD
2025	Jaguars	2	48	24.0	26	0	0	0	0	0.0	0	0
NFL TOTALS		2	48	24.0	26	0	0	0	0	0.0	0	0



SINGLE-GAME HIGHS: RUSHING/RECEIVING

Rush Attempts	2 at Cincinnati Bengals, Sep 14, 2025 1 vs. Carolina Panthers, Sep 07, 2025	Kickoff Returns	2 vs. Houston Texans, Sep 21, 2025
Rushing Yards	13 at Cincinnati Bengals, Sep 14, 2025 7 vs. Carolina Panthers, Sep 07, 2025	Kickoff Return Yards	48 vs. Houston Texans, Sep 21, 2025
Longest Runs	9 at Cincinnati Bengals, Sep 14, 2025 7 vs. Carolina Panthers, Sep 07, 2025	Longest Kickoff Return	26 vs. Houston Texans, Sep 21, 2025 22 vs. Houston Texans, Sep 21, 2025
Longest Receptions	9 vs. Houston Texans, Sep 21, 2025 4 vs. Carolina Panthers, Sep 07, 2025	Scrimmage Yards	13 at Cincinnati Bengals, Sep 14, 2025 11 vs. Carolina Panthers, Sep 07, 2025
All-Purpose Yards	57 vs. Houston Texans, Sep 21, 2025 13 at Cincinnati Bengals, Sep 14, 2025		

2025 GAME-BY-GAME REGULAR-SEASON STATISTICS (JAGUARS)

DATE	OPPONENT	P/S	RUSHING					RECEIVING					W/L	SCORE
			NO.	YDS.	AVG.	LG	TD	NO.	YDS.	AVG.	LG	TD		
09/07	Panthers	P	1	7	7.0	7	0	1	4	4.0	4	0	W	26-10
09/14	at Bengals	P	2	13	6.5	9	0	0	0	0.0	0	0	L	27-31
09/21	Texans	P	0	0	0.0	0	0	1	9	9.0	9	0	W	17-10
2025 TOTALS		3-0	3	20	6.7	9	0	2	13	6.5	9	0	2-1	

LEQUINT ALLEN JR.'S COLLEGE RUSHING/RECEIVING STATISTICS

DATE	TEAM	GP	GS	RUSHING					RECEIVING				
				NO.	YDS.	AVG.	LG	TD	NO.	YDS.	AVG.	LG	TD
2022	Syracuse	13	1	41	274	6.7	90	1	17	117	6.9	41	1
2023	Syracuse	13	13	245	1,063	4.3	56	9	38	210	5.5	26	1
2024	Syracuse	13	13	228	1,021	4.5	30	16	64	521	8.1	33	4
TOTALS		39	27	514	2,358	4.6	90	26	119	848	7.1	41	6

LEQUINT ALLEN JR.'S COLLEGE RETURN STATISTICS


DATE	TEAM	KICKOFF RETURNS					PUNT RETURNS					
		RET.	YDS.	AVG.	LG	TD	NO.	FC	YDS.	AVG.	LG	TD
2022	Syracuse	2	49	24.5	35	0	0	0	0	0.0	0	0
2023	Syracuse	0	0	0.0	0	0	5	0	91	18.2	53	0
2024	Syracuse	0	0	0.0	0	0	0	0	0	0.0	0	0
TOTALS		2	49	24.5	35	0	5	0	91	18.2	53	0

COLLEGE 2024 GAME-BY-GAME STATISTICS (SYRACUSE)

DATE	OPPONENT	P/S	RUSHING					RECEIVING					W/L	SCORE
			NO.	YDS.	AVG.	LG	TD	NO.	YDS.	AVG.	LG	TD		
08/31	Ohio	S	15	98	6.5	27	0	4	24	6.0	10	1	W	38-22
09/07	Georgia Tech	S	15	83	5.5	24	0	5	47	9.4	28	0	W	31-28
09/20	Stanford	S	8	25	3.1	9	0	4	43	10.8	16	0	L	24-26
09/28	Holy Cross	S	16	81	5.1	17	1	7	54	7.7	13	0	W	42-14
10/04	at UNLV	S	19	71	3.7	14	2	9	58	6.4	10	2	W	44-41+
10/12	at NC State	S	21	91	4.3	21	1	2	28	14.0	18	0	W	24-17
10/24	at Pittsburgh	S	15	32	2.1	8	0	6	20	3.3	6	0	L	13-41
11/02	Virginia Tech	S	21	121	5.8	25	3	5	37	7.4	16	0	W	38-31+
11/09	at Boston College	S	16	50	3.1	11	2	5	57	11.4	20	0	L	31-37
11/16	at California	S	23	109	4.7	30	2	3	25	8.3	12	0	W	33-25
11/23	UConn	S	20	58	2.9	10	1	5	22	4.4	7	0	W	31-24
11/30	Miami (FL)	S	22	82	3.7	11	2	6	61	10.2	21	0	W	42-38
12/27	at Washington St.	S	17	120	7.1	27	2	3	45	15.0	33	1	W	52-35
2024 TOTALS		13-13	228	1,021	4.5	30	16	64	521	8.1	33	4	10-3	

+ - Overtime





ARIK ARMSTEAD | 91

POSITION: DEFENSIVE TACKLE
HT: 6-7 | **WT:** 290 | **DOB:** 11-15-1993
COLLEGE: OREGON
HOMETOWN: ELK GROVE, CALIF.
ACQ: UFA (S.F.)-'24
EXP: 11th YEAR

@arikarmstead
 @arikarmstead



KEY TRANSACTIONS

- Originally drafted by San Francisco in the first round (17th overall) in the 2015 draft
- Signed by Jacksonville as an unrestricted free agent on 3/15/24

PRO

Career Highlights

- Named the NFL's 2024 Walter Payton Man of the Year

2025 (Jaguars)

- **9/21 vs. HOU:** Started at defensive tackle, recording one tackle and 0.5 sack... Notched his second-consecutive game with at least half a sack
- **9/14 at CIN:** Started at defensive tackle, registering two tackles (one solo) and 1.0 sack... Has recorded 3.0 sacks as a Jaguar and 36.5 in his career
- **9/7 vs. CAR:** Started at defensive tackle, recording one tackle and one quarterback hit

2024 (Jaguars)

- Saw action in 17 games and started one game... Posted 29 tackles (21 solo), seven quarterback hits, three tackles for loss, three passes defended and 2.0 sacks
- **12/22 at L.V.:** Recorded three tackles (two solo), one tackle for loss, one quarterback hit and 1.0 sack
- **9/8 at MIA:** Recorded one tackle, one tackle for loss, one quarterback hit and 1.0 sack for a five-yard loss

2023 (49ers)

- Started in all 12 regular season games he appeared in and recorded 27 tackles (15 solo), 13 quarterback hits, 5.0 sacks, and four tackles for loss
- Started in all three postseason games, including Super Bowl LVIII... Recorded 11 tackles (four solo), two quarterback hits, 1.0 sack and one tackle for loss
- San Francisco 49ers' 2023 Walter Payton NFL Man of the Year Award nominee

2022 (49ers)

- Started in all nine regular-season games he appeared in and recorded 11 tackles (eight solo), four quarterback hits, and two tackles for loss
- Started in all three postseason games and recorded 10 tackles (two assists), 2.0 sacks, two quarterback hits and one tackle for loss
- Named the 49ers representative for the Walter Payton Man of the Year Award

2021 (49ers)

- Started 17 regular-season games and recorded 63 tackles (29 solo), 11 quarterback hits, seven tackles for loss and 6.0 sacks
- Started in all three postseason matchups and recorded nine tackles (four solo), five quarterback hits, 3.0 sacks and three tackles for loss
- **1/9 at LAR:** Recorded seven tackles (four solo) and a single-game career-high 2.5 sacks
- Named the 49ers representative for the Walter Payton Man of the Year Award

2020 (49ers)

- Started 16 regular-season games and recorded 49 tackles (29 solo), 13 quarterback hits, six tackles for loss, 3.5 sacks and three passes defended
- Named the 49ers representative for the Walter Payton Man of the Year Award

2019 (49ers)

- Started 16 regular-season games and recorded 54 tackles (32 solo), 18 quarterback hits, 11 tackles for loss, 10.0 sacks, two forced fumbles, two passes defended and one fumble recovered
- Started in all three postseason matchups, including Super Bowl LIV LVIII... Recorded 15 tackles (eight solo), four quarterback hits, 2.0 sacks, one tackle for loss and one forced fumble
- **10/27 vs. CAR:** Recorded three tackles and 2.0 sacks, the first game in his career with multiple sacks



2018 (49ers)

- Started 16 regular season games and recorded 48 tackles (33 solo), 12 quarterback hits, six tackles for loss and 3.0 sacks

2017 (49ers)

- Started in all six regular season games he appeared in and recorded 16 tackles (eight solo), three quarterback hits, two tackles for loss, 1.5 sacks and one pass defensed before being placed on the Injured Reserve List on Oct. 17

2016 (49ers)

- Appeared in eight games with four starts and recorded 15 tackles (nine solo), three quarterback hits, 2.5 sacks, two tackles for loss and one forced fumble before being placed on the Injured Reserve List on Nov. 8

2015 (49ers)

- Appeared in 16 games with one start during his rookie season... Recorded 19 tackles (13 solo) and 2.0 sacks before being placed on the Injured Reserve List on Nov. 8
- 9/27 at ARI:** Recorded the first sack of his career along with three tackles (two solo) and one tackle for loss

COLLEGE

- Played collegiately at Oregon from 2012-2014
- Played in all 13 games as a true freshman, finishing the 2012 season with 26 tackles and 0.5 sacks
- Recorded 87 total tackles (41 solo), 10 tackles for loss, 4.0 sacks, two fumble recoveries, two passes defensed and one forced fumble across 39 games
- Posted a career-high nine tackles and one fumble recovery in the College Football Playoff National Championship against Ohio State in the 2014 season

PERSONAL

- He and his wife, Melinda, have two daughters and a son
- Son of Guss and Christa Armstead with one brother and one sister
- His brother, Armond Armstead, played college football at USC
- In 2019, he and Melinda founded the Armstead Academic Project, supporting students from low-income families in Sacramento, the California Bay Area and Jacksonville, Fla.
- Majored in general social science at Oregon
- Attended Pleasant Grove High School in Elk Grove, California


ARIK ARMSTEAD'S NFL REGULAR SEASON DEFENSIVE STATISTICS

DATE	TEAM	GP	GS	TACKLES							INTERCEPTIONS						O. FUMB				ST				MISC								
				TK	S	A	TFL	YDS	SK	YDS	QBH	NO	YDS	LG	TD	PD	FF	FR	TD	YDS	TK	S	A	FF	FR	S	A						
2015	49ers	16	1	19	14	5	2	12	2.0	12.0	8	0	0	0	0	0	0	0	0	0	0	0	0	0	0	0	0	0	0	0	0	0	0
2016	49ers	8	4	15	9	6	2	9	2.5	4.5	3	0	0	0	0	0	1	0	0	0	0	0	0	0	0	0	0	0	0	0	0	0	
2017	49ers	6	6	16	8	8	2	17	1.5	8.5	3	0	0	0	0	1	0	0	0	0	0	0	0	0	0	0	0	0	0	0	0	0	
2018	49ers	16	16	48	33	15	6	23	3.0	19.0	12	0	0	0	0	0	0	0	0	0	0	0	0	0	0	0	0	0	0	0	0	0	
2019	49ers	16	16	54	32	22	11	75	10.0	73.0	18	0	0	0	0	2	2	1	0	0	0	0	0	0	0	0	0	0	0	0	0	0	
2020	49ers	16	16	49	29	20	6	25	3.5	25.5	13	0	0	0	0	3	0	0	0	0	0	0	0	0	0	0	0	0	0	0	0	0	
2021	49ers	17	17	63	29	34	7	35	6.0	43.0	11	0	0	0	0	0	0	0	0	0	0	0	0	0	0	0	0	0	0	0	0	0	
2022	49ers	9	9	11	8	3	2	3	0.0	0.0	4	0	0	0	0	0	0	0	0	0	0	0	0	0	0	0	0	0	0	0	0	0	
2023	49ers	12	12	27	15	12	4	24	5.0	37.0	13	0	0	0	0	0	0	0	0	0	0	0	0	0	0	0	0	0	0	0	0	0	
2024	Jaguars	17	1	29	21	8	3	12	2.0	11.0	7	0	0	0	0	3	0	0	0	0	0	0	0	0	0	0	0	0	0	0	0	0	
2025	Jaguars	3	3	4	1	3	1	5	1.5	9.0	3	0	0	0	0	0	0	0	0	0	0	0	0	0	0	0	0	0	0	0	0	0	
NFL TOTALS		136	101	335	199	136	46	240	37.0	242.5	95	0	0	0	0	9	3	1	0	0	0	0	0	0	0	0	0	0	0	0	0	0	

ARIK ARMSTEAD'S NFL POSTSEASON DEFENSIVE STATISTICS

DATE	TEAM	GP	GS	TACKLES							INTERCEPTIONS						O. FUMB				ST				MISC							
				TK	S	A	TFL	YDS	SK	YDS	QBH	NO	YDS	LG	TD	PD	FF	FR	TD	YDS	TK	S	A	FF	FR	S	A					
2019	49ers	3	3	8	7	1	1	8	2.0	15.0	4	0	0	0	0	0	1	0	0	0	0	0	0	0	0	0	0	0	0	0	0	0
2021	49ers	3	3	9	4	5	3	24	3.0	24.0	5	0	0	0	0	0	0	0	0	0	0	0	0	0	0	0	0	0	0	0	0	0
2022	49ers	3	3	10	8	2	1	10	2.0	10.0	2	0	0	0	0	0	0	0	0	0	0	0	0	0	0	0	0	0	0	0	0	0
2023	49ers	3	3	11	4	7	1	1	1.0	1.0	2	0	0	0	0	0	0	0	0	0	0	0	0	0	0	0	0	0	0	0	0	0
NFL TOTALS		12	12	38	23	15	6	43	8.0	50.0	13	0	0	0	0	0	1	1	0	0	0	0	0	0	0	0	0	0	0	0	0	0





CHRISTIAN BRASWELL | 21

POSITION: CORNERBACK

HT: 5-11 | WT: 185 | DOB: 9-27-1999

COLLEGE: RUTGERS

HOMETOWN: WASHINGTON, D.C.

ACQ: D6-'23

EXP: 2nd YEAR

Twitter: cb6

Instagram: cb6

KEY TRANSACTIONS

- Originally drafted by Jacksonville in the sixth round (202nd overall) of the 2023 draft
- Signed to Jacksonville's practice squad on 8/28/24

PRO

2025 (Jaguars)

- 9/21 vs. HOU: Saw action on special teams
- 9/14 at CIN: Saw action on special teams
- 9/7 vs. CAR: Saw action on special teams

2024 (Jaguars)

- Elevated from the practice squad for three games... Totaled five tackles (one solo)
- 9/29 at HOU: Saw action at cornerback
- 9/23 at BUF: Saw action at cornerback and recorded five tackles (one solo)
- 9/15 vs. CLE: Saw action on special teams

2023 (Jaguars)

- Saw action on special teams in the first three games of the season before being placed on the injured reserve list

COLLEGE

- Began his career at Temple, where he appeared in 30 games and recorded 61 total tackles (52 solo)
- Played his final year at Rutgers, appearing in all 12 games with five starts
- Recorded 37 total tackles (25 solo), 14 passes defensed, and three interceptions with one returned for a touchdown for the Scarlet Knights

PERSONAL

- Studied education, culture and society in graduate school
- Majored in exercise and sport science
- Favorite athletes growing up were Patrick Peterson and Allen Iverson
- Married his wife, Stephanie, in June 2025

CHRISTIAN BRASWELL'S NFL REGULAR SEASON DEFENSIVE STATISTICS

DATE	TEAM	GP	TACKLES							INTERCEPTIONS							O. FUMB					ST				MISC			
			GS	TK	S	A	TFL	YDS	SK	YDS	QBH	NO	YDS	LG	TD	PD	FF	FR	TD	YDS	TK	S	A	FF	FR	S	A		
2023	Jaguars	3	0	0	0	0	0	0	0.0	0.0	0	0	0	0	0	0	0	0	0	0	0	0	0	0	0	0	0		
2024	Jaguars	3	0	5	1	4	0	0	0.0	0.0	0	0	0	0	0	0	0	0	0	0	0	0	0	0	0	0			
2025	Jaguars	3	0	0	0	0	0	0	0.0	0.0	0	0	0	0	0	0	0	0	0	0	0	0	0	0	0	0			
NFL TOTALS		9	0	5	1	4	0	0	0.0	0.0	0	0	0	0	0	0	0	0	0	0	0	0	0	0	0	0			

SINGLE-GAME HIGHS: DEFENSIVE

Total Tackles

5 at Buffalo Bills, Sep 23, 2024

Solo Tackles

1 at Buffalo Bills, Sep 23, 2024

2025 GAME-BY-GAME REGULAR-SEASON STATISTICS (JAGUARS)

DATE	OPPONENT	P/S	TACKLES							INTERCEPTIONS							O. FUMB					ST				MISC			
			TK	S	A	SK	YDS	TFL	YDS	QBH	NO	YDS	LG	TD	PD	FF	FR	TD	YDS	TK	S	A	FF	FR	S	A	W/L	SCORE	
09/07	Panthers	P	0	0	0	0.0	0.0	0	0	0	0	0	0	0	0	0	0	0	0	0	0	0	0	0	0	0	W	26-10	
09/14	at Bengals	P	0	0	0	0.0	0.0	0	0	0	0	0	0	0	0	0	0	0	0	0	0	0	0	0	0	0	L	27-31	
09/21	Texans	P	0	0	0	0.0	0.0	0	0	0	0	0	0	0	0	0	0	0	0	0	0	0	0	0	0	W	17-10		
2025 TOTALS		3-0	0	0	0	0.0	0.0	0	0	0	0	0	0	0	0	0	0	0	0	0	0	0	0	0	0	2-1			



2024 GAME-BY-GAME REGULAR-SEASON STATISTICS (JAGUARS)

DATE	OPPONENT	P/S	TACKLES							INTERCEPTIONS					O. FUMB				ST				MISC		W/L	SCORE				
			TK	S	A	SK	YDS	TFL	YDS	QBH	NO	YDS	LG	TD	PD	FF	FR	TD	YDS	TK	S	A	FF	FR			S	A		
09/08	at Dolphins																											L	17-20	
09/15	Browns	P	0	0	0	0.0	0.0	0	0	0	0	0	0	0	0	0	0	0	0	0	0	0	0	0	0	0	0		L	13-18
09/23	at Bills	P	5	1	4	0.0	0.0	0	0	0	0	0	0	0	0	0	0	0	0	0	0	0	0	0	0	0	0		L	10-47
09/29	at Texans	P	0	0	0	0.0	0.0	0	0	0	0	0	0	0	0	0	0	0	0	0	0	0	0	0	0	0	0		L	20-24
10/06	Colts																											W	37-34	
10/13	at Bears																											L	16-35	
10/20	Patriots																											W	32-16	
10/27	Packers																											L	27-30	
11/03	at Eagles																											L	23-28	
11/10	Vikings																											L	7-12	
11/17	at Lions																											L	6-52	
12/01	Texans																											L	20-23	
12/08	at Titans																											W	10-6	
12/15	Jets																											L	25-32	
12/22	at Raiders																											L	14-19	
12/29	Titans																											W	20-13	
01/05	at Colts																											L	23-26+	
2024 TOTALS			3-0	5	1	4	0.0	0.0	0	0	0	0	0	0	0	0	0	0	0	0	0	0	0	0	0	0	0	4-13		


+ - Overtime





DYAMI BROWN | 5

POSITION: WIDE RECEIVER
HT: 6-0 | **WT:** 195 | **DOB:** 11-1-1999
COLLEGE: NORTH CAROLINA
HOMETOWN: CHARLOTTE, N.C.
ACQ: UFA (WAS)-'25
EXP: 5th YEAR

 @deuce2_
 @_dyamibrown

KEY TRANSACTIONS

- Drafted by Washington in the third round (82nd overall) of the 2021 NFL Draft
- Signed with Jacksonville on 3/13/25

PRO

2025 (Jaguars)

- **9/21 vs. HOU:** Started at wide receiver... Recorded two receptions for seven yards
- **9/14 at CIN:** Started at wide receiver... Recorded five receptions for 57 yards and a touchdown... Rushed for nine yards on one carry... Recorded his first touchdown as a Jaguar and fifth in his career
- **9/7 vs. CAR:** Started at wide receiver... Registered three receptions for 52 yards... Rushed for six yards on two carries

2024 (Commanders)

- Set career highs in receptions (30) and receiving yards (308) along with one touchdown reception in 16 games played (three starts)... Appeared in three postseason contests (two starts) and totaled 14 receptions for 229 yards and one touchdown, ranking second in the NFL in postseason receiving yards
- **1/18 at DET:** Caught six passes for 98 yards (16.3 average) in the Divisional Round win, both team highs
- **1/12 at T.B.:** Registered five receptions for 89 yards and a touchdown in his first postseason appearance
- **12/22 vs. PHI:** Posted a career-long 51-yard catch
- **10/6 vs. CLE:** Scored on a 41-yard touchdown reception, his first of the season

2023 (Commanders)

- Played in all 17 games (one start) and caught 12 passes for 168 yards and a touchdown
- **1/7 vs. DAL:** Completed a four-yard pass, becoming the first Commanders non-quarterback to complete a pass since 2020
- **11/12 at SEA:** Totaled two receptions for 41 yards (20.5 average), including a 35-yard touchdown catch

2022 (Commanders)

- Appeared in 15 games and registered five receptions for 143 yards and a career-high two touchdowns
- **10/9 vs. TEN:** Totaled a career-high 105 receiving yards on two catches (52.5 average)... Caught two touchdown passes for the first time, including a career-long 75-yard score

2021 (Commanders)

- Played in 15 games (six starts) as a rookie and caught 12 passes for 165 yards
- **12/16 at DAL:** Posted two receptions for a season-high 53 yards (26.5 average)

COLLEGE

- Played three seasons (2018-20) at North Carolina
- Totaled 2,306 receiving yards and 21 touchdowns in 33 career games
- In 2020, was named First-Team All-ACC, Third-Team All-American and a Biletnikoff Award Semifinalist after producing 55 receptions for 1,099 yards and eight touchdowns in 11 games
- Played in 13 games in 2019 and caught 51 passes for 1,034 yards (20.3 average) and 12 touchdowns to be named a Third-Team All-ACC selection.... His 12 receiving touchdowns tied a school record and were second-most in the ACC
- Saw action in 10 games (six starts) as a true freshman and caught 17 passes for 173 yards and a touchdown

PERSONAL

- Attended West Mecklenburg High School (N.C.) where he played both football and basketball
- Caught 41 passes for 631 yards and 10 touchdowns as a senior along with five rushing scores
- Finished his junior year with 199 receiving yards and 14 touchdown receptions while adding five interceptions as a defensive back
- Son of Charles Brown and Tamiko Patterson
- His younger brother, Khafre, is also a wide receiver, and the two were teammates at North Carolina from 2019-20



DYAMI BROWN'S NFL REGULAR SEASON RUSHING/RECEIVING STATISTICS

DATE	TEAM	GP	GS	RECEIVING					RUSHING				
				NO.	YDS.	AVG.	LG	TD	NO.	YDS.	AVG.	LG	TD
2021	Football Team	15	6	12	165	13.8	48	0	1	-4	-4.0	-4	0
2022	Commanders	15	0	5	143	28.6	75t	2	1	15	15.0	15	0
2023	Commanders	17	1	12	168	14.0	35t	1	1	0	0.0	0	0
2024	Commanders	16	3	30	308	10.3	51	1	3	26	8.7	14	0
2025	Jaguars	3	3	10	116	11.6	23	1	3	15	5.0	9	0
NFL TOTALS		66	13	69	900	13.0	75T	5	9	52	5.8	15	0

DYAMI BROWN'S NFL POSTSEASON RUSHING/RECEIVING STATISTICS

DATE	TEAM	GP	GS	RECEIVING					RUSHING				
				NO.	YDS.	AVG.	LG	TD	NO.	YDS.	AVG.	LG	TD
2024	Commanders	3	2	14	229	16.4	42	1	0	0	0.0	0	0
NFL TOTALS		3	2	14	229	16.4	42	1	0	0	0.0	0	0

SINGLE-GAME HIGHS: RUSHING/RECEIVING

Rush Attempts	2 vs. Carolina Panthers, Sep 07, 2025 1 at Cincinnati Bengals, Sep 14, 2025 ...6 more at 1.	Receiving TDs	2 vs. Tennessee Titans, Oct 09, 2022 1 at Cincinnati Bengals, Sep 14, 2025 ...2 more at 1.
Rushing Yards	15 vs. New York Giants, Dec 18, 2022 14 vs. Dallas Cowboys, Nov 24, 2024	All-Purpose Yards	105 vs. Tennessee Titans, Oct 09, 2022 66 at Cincinnati Bengals, Sep 14, 2025
Longest Runs	15 vs. New York Giants, Dec 18, 2022 14 vs. Dallas Cowboys, Nov 24, 2024	Special Teams Tackles	1 at Los Angeles Rams, Dec 17, 2023 1 vs. Miami Dolphins, Dec 03, 2023 ...5 more at 1.
Receptions	5 at Cincinnati Bengals, Sep 14, 2025 4 vs. Philadelphia Eagles, Dec 22, 2024 ...1 more at 4.	Most TDs	2 vs. Tennessee Titans, Oct 09, 2022 1 at Cincinnati Bengals, Sep 14, 2025 ...2 more at 1.
Receiving Yards	105 vs. Tennessee Titans, Oct 09, 2022 57 at Cincinnati Bengals, Sep 14, 2025 ...1 more at 57.	Miscellaneous Tackles	1 at New York Jets, Dec 24, 2023 1 vs. Buffalo Bills, Sep 24, 2023
Receiving Average	17.3 vs. Carolina Panthers, Sep 07, 2025 14.0 vs. Philadelphia Eagles, Dec 22, 2024	Scrimmage Yards	105 vs. Tennessee Titans, Oct 09, 2022 66 at Cincinnati Bengals, Sep 14, 2025
Longest Receptions	75t vs. Tennessee Titans, Oct 09, 2022 51 vs. Philadelphia Eagles, Dec 22, 2024		

100-YARD RECEIVING GAMES (1): REGULAR SEASON

DATE	TEAM	NO.	YDS.	AVG.	LG	TD
10/09/22	TITANS	2	105	52.5	75t	2

2025 GAME-BY-GAME REGULAR-SEASON STATISTICS (JAGUARS)

DATE	OPPONENT	P/S	RECEIVING					RUSHING					W/L	SCORE
			NO.	YDS.	AVG.	LG	TD	NO.	YDS.	AVG.	LG	TD		
09/07	Panthers	S	3	52	17.3	23	0	2	6	3.0	4	0	W	26-10
09/14	at Bengals	S	5	57	11.4	18	1	1	9	9.0	9	0	L	27-31
09/21	Texans	S	2	7	3.5	6	0	0	0	0.0	0	0	W	17-10
2025 TOTALS		3-3	10	116	11.6	23	1	3	15	5.0	9	0	2-1	



2024 GAME-BY-GAME REGULAR-SEASON STATISTICS (COMMANDERS)

DATE	OPPONENT	P/S	RECEIVING					RUSHING					W/L	SCORE
			NO.	YDS.	AVG.	LG	TD	NO.	YDS.	AVG.	LG	TD		
09/08	at Buccaneers	P	0	0	0.0	0	0	0	0	0.0	0	0	L	20-37
09/15	Giants	S	2	17	8.5	12	0	0	0	0.0	0	0	W	21-18
09/23	at Bengals	P	2	16	8.0	8	0	0	0	0.0	0	0	W	38-33
09/29	at Cardinals	P	1	4	4.0	4	0	0	0	0.0	0	0	W	42-14
10/06	Browns	P	2	57	28.5	41t	1	0	0	0.0	0	0	W	34-13
10/13	at Ravens	P	1	11	11.0	11	0	0	0	0.0	0	0	L	23-30
10/20	Panthers	P	1	23	23.0	23	0	0	0	0.0	0	0	W	40-7
10/27	Bears	P	1	6	6.0	6	0	0	0	0.0	0	0	W	18-15
11/03	at Giants	P	1	24	24.0	24	0	0	0	0.0	0	0	W	27-22
11/10	Steelers	P	2	-13	-6.5	-2	0	0	0	0.0	0	0	L	27-28
11/14	at Eagles	P	1	4	4.0	4	0	0	0	0.0	0	0	L	18-26
11/24	Cowboys	P	2	22	11.0	20	0	1	14	14.0	14	0	L	26-34
12/01	Titans	P	4	35	8.8	13	0	1	4	4.0	4	0	W	42-19
12/15	at Saints	P	3	30	10.0	16	0	0	0	0.0	0	0	W	20-19
12/22	Eagles	S	4	56	14.0	51	0	0	0	0.0	0	0	W	36-33
12/29	Falcons							INACTIVE					W	30-24+
01/05	at Cowboys	S	3	16	5.3	11	0	1	8	8.0	8	0	W	23-19
2024 TOTALS		16-3	30	308	10.3	51	1	3	26	8.7	14	0	12-5	

+ - Overtime

2024 GAME-BY-GAME POSTSEASON STATISTICS (COMMANDERS)

DATE	OPPONENT	P/S	RECEIVING					RUSHING					W/L	SCORE
			NO.	YDS.	AVG.	LG	TD	NO.	YDS.	AVG.	LG	TD		
01/12	at Buccaneers	P	5	89	17.8	30	1	0	0	0.0	0	0	W	23-20
01/18	at Lions	S	6	98	16.3	42	0	0	0	0.0	0	0	W	45-31
01/26	at Eagles	S	3	42	14.0	24	0	0	0	0.0	0	0	L	23-55
2024 TOTALS		3-2	14	229	16.4	42	1	0	0	0.0	0	0	2-1	





MONTARIC BROWN | 30

POSITION: CORNERBACK
HT: 6-0 | **WT:** 190 | **DOB:** 8-24-1999
COLLEGE: ARKANSAS
HOMETOWN: ASHDOWN, ARK.
ACQ: D7-'22
EXP: 4th YEAR

lockdown_2121
 montaric_brown

KEY TRANSACTIONS

- Originally selected by Jacksonville in the seventh round (222nd overall) in the 2022 draft

PRO

2025 (Jaguars)

- **9/21 vs. HOU:** Saw action on special teams
- **9/14 at CIN:** Inactive
- **9/7 vs. CAR:** Inactive

2024 (Jaguars)

- Appeared in 17 games and made 10 starts... Posted 75 tackles (55 solo), eight passes defended, six tackles for loss and one interception, all career-highs... One of five players in the NFL with 75-plus tackles, eight-plus passes defended, six-plus tackles for loss and an interception (CB Byron Murphy, LB Daiyan Henley, S Brian Branch and CB Jarvis Brownlee Jr.) in 2024
- **11/10 vs. MIN:** Recorded two solo tackles, one pass defended and one interception... His interception was the first of his career
- **9/29 at HOU:** Started at cornerback and added eight tackles (five solo), a single-game career-high three passes defended and one tackle for loss... Became the sixth player in franchise history and first since CB Aaron Colvin on Nov. 19, 2015, to record five-plus tackles, three-plus passes defended and one-or-more tackles for loss in a single game
- **9/15 vs. CLE:** Started at cornerback and recorded a single-game career-high 11 tackles (all solo) and two tackles for loss

2023 (Jaguars)

- Played in 12 games (six starts) and recorded 34 tackles (25 solo) and four passes defended
- **12/10 at CLE:** Started at cornerback and posted seven solo tackles and one pass defended
- **11/19 vs. TEN:** Started at cornerback and recorded six total tackles (four solo) with one pass defended
- **10/19 at N.O.:** Started at cornerback and posted four total tackles (three solo) and two passes defended... His pass defended on fourth-and-six with 25 seconds left in the game sealed the victory for the Jaguars

2022 (Jaguars)

- Saw action in eight games with one start, posting five tackles (four solo) on defense and one special teams tackle
- **11/13 at K.C.:** Saw action on defense and special teams and recorded three solo tackles
- **11/6 vs. L.V.:** Saw action on defense and posted two total tackles
- **9/25 at LAC:** Saw action on four special teams snaps in his regular-season NFL debut

COLLEGE

- Started all 13 games for the Razorbacks in his final season, leading the Southeastern Conference with five interceptions and making 54 total tackles to earn First-Team All-SEC honors... His five interceptions were the most by a Razorback since Tramain Thomas in 2011
- As a junior, played and started in eight games at cornerback... Logged 31 tackles (20 solo) with 2.0 tackles for loss, one interception and one forced fumble... Led the team with six passes broken up
- Started all 10 games at cornerback he played in for the Razorbacks in 2019... Totaled 760 plays, according to Pro Football Focus, with 659 snaps on defense, also seeing time on Arkansas' various special teams units... Recorded 39 total tackles (25 solo and one for loss) as well as three pass breakups, an interception and a fumble recovery
- Played in 11 games, starting three for the Razorbacks as a freshman... Recorded nine tackles (eight solo) with one pass breakup

PERSONAL

- No. 1 ranked player in Arkansas after his senior year of high school
- Chose Arkansas over Alabama, Auburn, LSU, Oklahoma, Oklahoma State, Baylor and Missouri
- His favorite athlete growing up was Sean Taylor



MONTARIC BROWN'S NFL REGULAR SEASON DEFENSIVE STATISTICS

DATE	TEAM	GP	GS	TACKLES							INTERCEPTIONS					O. FUMB				ST				MISC						
				TK	S	A	TFL	YDS	SK	YDS	QBH	NO	YDS	LG	TD	PD	FF	FR	TD	YDS	TK	S	A	FF	FR	S	A			
2022	Jaguars	8	1	5	4	1	0	0	0.0	0.0	0	0	0	0	0	0	0	0	0	0	0	0	0	1	0	1	0	0	0	0
2023	Jaguars	12	6	34	25	9	0	0	0.0	0.0	0	0	0	0	4	0	0	0	0	0	0	0	0	0	0	0	0	0	0	0
2024	Jaguars	17	10	75	55	20	6	13	0.0	0.0	0	1	0	0	0	8	0	0	0	0	0	0	0	0	0	0	0	0	0	0
2025	Jaguars	1	0	0	0	0	0	0	0.0	0.0	0	0	0	0	0	0	0	0	0	0	0	0	0	0	0	0	0	0	0	0
NFL TOTALS		38	17	114	84	30	6	13	0.0	0.0	0	1	0	0	0	12	0	0	0	0	0	0	1	0	1	0	0	0	0	0

SINGLE-GAME HIGHS: DEFENSIVE

Total Tackles 11 vs. Cleveland Browns, Sep 15, 2024
 8 vs. Indianapolis Colts, Oct 06, 2024
 ...1 more at 8.

Tackles For Loss 2 vs. Green Bay Packers, Oct 27, 2024
 2 vs. Cleveland Browns, Sep 15, 2024

Solo Tackles 11 vs. Cleveland Browns, Sep 15, 2024
 7 at Cleveland Browns, Dec 10, 2023

Interceptions 1 vs. Minnesota Vikings, Nov 10, 2024

Passes Defensed 3 at Houston Texans, Sep 29, 2024
 2 at Tennessee Titans, Dec 08, 2024
 ...1 more at 2.

2025 GAME-BY-GAME REGULAR-SEASON STATISTICS (JAGUARS)

DATE	OPPONENT	P/S	TACKLES							INTERCEPTIONS					O. FUMB				ST				MISC		W/L	SCORE				
			TK	S	A	SK	YDS	TFL	YDS	QBH	NO	YDS	LG	TD	PD	FF	FR	TD	YDS	TK	S	A	FF	FR			S	A		
09/07	Panthers		ON INACTIVE LIST																							W	26-10			
09/14	at Bengals		ON INACTIVE LIST																							L	27-31			
09/21	Texans	P	0	0	0	0.0	0.0	0	0	0	0	0	0	0	0	0	0	0	0	0	0	0	0	0	0	0	0	0	0	0
2025 TOTALS		1-0	0	0	0	0.0	0.0	0	0	0	0	0	0	0	0	0	0	0	0	0	0	0	0	0	0	0	0	0	0	2-1

2024 GAME-BY-GAME REGULAR-SEASON STATISTICS (JAGUARS)

DATE	OPPONENT	P/S	TACKLES							INTERCEPTIONS					O. FUMB				ST				MISC		W/L	SCORE				
			TK	S	A	SK	YDS	TFL	YDS	QBH	NO	YDS	LG	TD	PD	FF	FR	TD	YDS	TK	S	A	FF	FR			S	A		
09/08	at Dolphins	P	3	2	1	0.0	0.0	0	0	0	0	0	0	0	0	0	0	0	0	0	0	0	0	0	0	0	0	0	L	17-20
09/15	Browns	S	11	11	0	0.0	0.0	2	3	0	0	0	0	0	0	0	0	0	0	0	0	0	0	0	0	0	0	L	13-18	
09/23	at Bills	S	7	4	3	0.0	0.0	0	0	0	0	0	0	0	0	0	0	0	0	0	0	0	0	0	0	0	L	10-47		
09/29	at Texans	S	8	5	3	0.0	0.0	1	2	0	0	0	0	0	3	0	0	0	0	0	0	0	0	0	0	0	L	20-24		
10/06	Colts	S	8	4	4	0.0	0.0	0	0	0	0	0	0	0	0	0	0	0	0	0	0	0	0	0	0	0	W	37-34		
10/13	at Bears	S	7	5	2	0.0	0.0	0	0	0	0	0	0	0	0	0	0	0	0	0	0	0	0	0	0	0	L	16-35		
10/20	Patriots	P	1	1	0	0.0	0.0	0	0	0	0	0	0	0	0	0	0	0	0	0	0	0	0	0	0	0	W	32-16		
10/27	Packers	P	4	4	0	0.0	0.0	2	5	0	0	0	0	0	0	0	0	0	0	0	0	0	0	0	0	0	L	27-30		
11/03	at Eagles	P	0	0	0	0.0	0.0	0	0	0	0	0	0	0	0	0	0	0	0	0	0	0	0	0	0	0	L	23-28		
11/10	Vikings	P	2	2	0	0.0	0.0	0	0	0	1	0	0	0	1	0	0	0	0	0	0	0	0	0	0	0	L	7-12		
11/17	at Lions	P	5	2	3	0.0	0.0	0	0	0	0	0	0	0	0	0	0	0	0	0	0	0	0	0	0	0	L	6-52		
12/01	Texans	P	2	2	0	0.0	0.0	0	0	0	0	0	0	0	1	0	0	0	0	0	0	0	0	0	0	0	L	20-23		
12/08	at Titans	S	5	4	1	0.0	0.0	0	0	0	0	0	0	0	2	0	0	0	0	0	0	0	0	0	0	0	W	10-6		
12/15	Jets	S	0	0	0	0.0	0.0	0	0	0	0	0	0	0	0	0	0	0	0	0	0	0	0	0	0	0	L	25-32		
12/22	at Raiders	S	2	2	0	0.0	0.0	1	3	0	0	0	0	0	0	0	0	0	0	0	0	0	0	0	0	0	L	14-19		
12/29	Titans	S	7	5	2	0.0	0.0	0	0	0	0	0	0	0	1	0	0	0	0	0	0	0	0	0	0	0	W	20-13		
01/05	at Colts	S	3	2	1	0.0	0.0	0	0	0	0	0	0	0	0	0	0	0	0	0	0	0	0	0	0	0	L	23-26+		
2024 TOTALS		17-10	75	55	20	0.0	0.0	6	13	0	1	0	0	0	8	0	0	0	0	0	0	0	0	0	0	0	4-13			

+ - Overtime





TYSON CAMPBELL | 3

POSITION: CORNERBACK
HT: 6-1 | **WT:** 195 | **DOB:** 3-17-2000
COLLEGE: GEORGIA
HOMETOWN: MIRAMAR, FLA.
ACQ: D2-'21
EXP: 5th YEAR

@tysoncampbell_
 @tysoncampbell_



KEY TRANSACTIONS

- Originally drafted by Jacksonville in the second round (33rd overall) in the 2021 draft
- Signed a contract extension with Jacksonville on 7/23/24

PRO

Career Highlights

- Ranks eighth in franchise history in passes defended (41)

2025 (Jaguars)

- **9/21 vs. HOU:** Started at cornerback... Registered a team-high seven tackles (all solo), one pass defended and one forced fumble
- **9/14 at CIN:** Started at cornerback and played all 69 defensive snaps... Recorded five total tackles (three solo), and three passes defended matching a career high
- **9/7 vs. CAR:** Started at cornerback and played all 64 defensive snaps... Recorded six total tackles (four solo), one tackle for loss, and one pass defended

2024 (Jaguars)

- Started in all 12 games in which he appeared... Recorded 59 tackles (42 solo), six passes defended and two tackles for loss
- **1/5 at IND:** Started at cornerback and posted six tackles (four solo) and one pass defended... Logged his 36th-career pass defended to rank sixth among cornerbacks and tied-10th overall in franchise history
- **12/15 vs. NYJ:** Started at cornerback and led the team with six solo tackles plus one pass defended
- **11/10 vs. MIN:** Registered a career-high-tying nine tackles (four solo), one tackle for loss and one pass defended... Became one of four defensive backs in franchise history with nine-plus tackles, a tackle for loss and a pass defended in a single game

2023 (Jaguars)

- Started 11 games... Recorded 61 tackles (42 solo), five passes defended, two tackles for loss, one forced fumble and one interception
- **12/31 vs. CAR:** Started at cornerback and played all 54 defensive snaps... Recorded eight total tackles (six solo), one tackle for loss and one pass defended
- **10/1 vs. ATL:** Started at cornerback and posted six total tackles (five solo) and two passes defended... Played all 58 defensive snaps and three snaps on special teams
- **9/10 at IND:** Started at cornerback and recorded one interception, marking his sixth-career interception and second in a season opener... Posted one forced fumble for the second time in his career... Recorded six solo tackles and a pass defended

2022 (Jaguars)

- Started in all 17 regular season games and both postseason games... In the regular season, he posted 70 tackles (55 solo), a career-high 15 passes defended, a career-high three interceptions, including one 29-yard return, two tackles for loss, two fumble recoveries and one forced fumble... In the postseason, he totaled six tackles (five solo)
- **1/1 at HOU:** Started at cornerback and recorded three tackles (two solo) and one fumble recovery that he returned for his first career touchdown to put the Jaguars ahead 21-0
- **10/16 at IND:** Started at cornerback and recorded seven tackles (seven solo), three passes defended, and one forced fumble... Surpassed 100 tackles for his career (101 total tackles)
- **9/11 at WAS:** Started at cornerback and recorded three tackles (two solo) and his third career interception... Became the first Jaguars player since 2020 (S Andrew Wingard and CB CJ Henderson) to record an interception in Week 1

2021 (Jaguars)

- Concluded his rookie season with 14 starts in 15 games played... Had 73 total tackles, two interceptions and 10 passes defended
- **12/19 vs. HOU:** Started at cornerback and recorded his second INT of the season, becoming the first Jaguars rookie cornerback since 2016 (Jalen Ramsey) to record at least two INTs in a season... Finished with four tackles, two passes defended and one INT
- **11/28 vs. ATL:** Started at cornerback and posted the first INT of his career when he picked off Falcons QB Matt Ryan with 19 seconds remaining in the first half... Finished the game with three tackles, three passes defended and one INT, becoming the fourth Jaguars rookie in the last 20 years to record at least three passes defended and one INT in a single game

COLLEGE



- Played in 33 games at Georgia, including 30 starts, and recorded 89 tackles, 11 passes defended, three fumble recoveries, one interception and one forced fumble
- In 2018 against Missouri, he forced, recovered and returned a first-quarter fumble for a 64-yard touchdown

PERSONAL

- In July 2024, participated in a mission trip to Zimbabwe
- On June 10, 2023, hosted his first football camp with 300 local youth football athletes
- 2A state champion in the 100 meters and 200 meters
- Led American Heritage High School to a 50-5 record, including undefeated seasons as state champions in his junior and senior campaigns

TYSON CAMPBELL'S NFL REGULAR SEASON DEFENSIVE STATISTICS

DATE	TEAM	GP	GS	TACKLES							INTERCEPTIONS							O. FUMB					ST				MISC		
				TK	S	A	TFL	YDS	SK	YDS	QBH	NO	YDS	LG	TD	PD	FF	FR	TD	YDS	TK	S	A	FF	FR	S	A		
2021	Jaguars	15	14	73	49	24	2	4	0.0	0.0	0	2	3	3	0	10	0	0	0	0	0	0	0	0	0	0	0	0	0
2022	Jaguars	17	17	70	55	15	2	9	0.0	0.0	0	3	32	29	0	15	1	2	1	12	0	0	0	0	0	0	0	0	0
2023	Jaguars	11	11	61	42	19	2	5	0.0	0.0	0	1	0	0	0	5	1	0	0	0	0	0	0	0	0	0	0	0	
2024	Jaguars	12	12	59	42	17	2	6	0.0	0.0	0	0	0	0	0	6	0	0	0	0	0	0	0	0	0	0	0	0	
2025	Jaguars	3	3	18	14	4	1	1	0.0	0.0	0	0	0	0	0	5	1	0	0	0	0	0	0	0	0	0	0	0	
NFL TOTALS		58	57	281	202	79	9	25	0.0	0.0	0	6	35	29	0	41	3	2	1	12	0	0	0	0	0	0	0	0	

TYSON CAMPBELL'S NFL POSTSEASON DEFENSIVE STATISTICS

DATE	TEAM	GP	GS	TACKLES							INTERCEPTIONS							O. FUMB					ST				MISC	
				TK	S	A	TFL	YDS	SK	YDS	QBH	NO	YDS	LG	TD	PD	FF	FR	TD	YDS	TK	S	A	FF	FR	S	A	
2022	Jaguars	2	2	6	5	1	0	0	0.0	0.0	0	0	0	0	0	0	0	0	0	0	0	0	0	0	0	0	0	0
NFL TOTALS		2	2	6	5	1	0	0	0.0	0.0	0	0	0	0	0	0	0	0	0	0	0	0	0	0	0	0	0	0

SINGLE-GAME HIGHS: DEFENSIVE

Total Tackles	9 vs. Minnesota Vikings, Nov 10, 2024 9 at Cincinnati Bengals, Sep 30, 2021	Tackles For Loss	1 vs. Carolina Panthers, Sep 07, 2025 1 vs. Minnesota Vikings, Nov 10, 2024 ...7 more at 1.
Solo Tackles	7 vs. Houston Texans, Sep 21, 2025 7 vs. Carolina Panthers, Dec 31, 2023 ...2 more at 7.	Interceptions	1 vs. Tennessee Titans, Jan 07, 2023 1 vs. Denver Broncos, Oct 30, 2022 ...3 more at 1.
Passes Defended	3 at Cincinnati Bengals, Sep 14, 2025 3 at Tennessee Titans, Dec 11, 2022 ...2 more at 3.	Interception Return Yards	29 vs. Tennessee Titans, Jan 07, 2023 3 at Washington Commanders, Sep 11, 2022 ...1 more at 3.
Forced Fumbles	1 vs. Houston Texans, Sep 21, 2025 1 at Indianapolis Colts, Sep 10, 2023 ...1 more at 1.	Longest Opp Fumble Return	12 at Houston Texans, Jan 01, 2023
Fumble Recoveries	1 vs. Baltimore Ravens, Nov 27, 2022		

SINGLE-GAME HIGHS - POSTSEASON: DEFENSIVE

Total Tackles	4 vs. Los Angeles Chargers, Jan 14, 2023 2 at Kansas City Chiefs, Jan 21, 2023	Solo Tackles	3 vs. Los Angeles Chargers, Jan 14, 2023 2 at Kansas City Chiefs, Jan 21, 2023
----------------------	---	---------------------	---

2025 GAME-BY-GAME REGULAR-SEASON STATISTICS (JAGUARS)

DATE	OPPONENT	P/S	TACKLES							INTERCEPTIONS							O. FUMB					ST				MISC		
			TK	S	A	SK	YDS	TFL	YDS	QBH	NO	YDS	LG	TD	PD	FF	FR	TD	YDS	TK	S	A	FF	FR	S	A	W/L	SCORE
09/07	Panthers	S	6	4	2	0.0	0.0	1	1	0	0	0	0	0	1	0	0	0	0	0	0	0	0	0	0	0	W	26-10
09/14	at Bengals	S	5	3	2	0.0	0.0	0	0	0	0	0	0	0	3	0	0	0	0	0	0	0	0	0	0	L	27-31	
09/21	Texans	S	7	7	0	0.0	0.0	0	0	0	0	0	0	0	1	1	0	0	0	0	0	0	0	0	0	W	17-10	
2025 TOTALS		3-3	18	14	4	0.0	0.0	1	1	0	0	0	0	0	5	1	0	0	0	0	0	0	0	0	0	2-1		




2024 GAME-BY-GAME REGULAR-SEASON STATISTICS (JAGUARS)

DATE	OPPONENT	P/S	TACKLES							INTERCEPTIONS					O. FUMB				ST				MISC		W/L	SCORE	
			TK	S	A	SK	YDS	TFL	YDS	QBH	NO	YDS	LG	TD	PD	FF	FR	TD	YDS	TK	S	A	FF	FR			S
09/08	at Dolphins	S	3	3	0	0.0	0.0	1	3	0	0	0	0	0	0	0	0	0	0	0	0	0	0	0	0	L	17-20
09/15	Browns																								L	13-18	
09/23	at Bills																								L	10-47	
09/29	at Texans																								L	20-24	
10/06	Colts																								W	37-34	
10/13	at Bears																								L	16-35	
10/20	Patriots																								W	32-16	
10/27	Packers	S	3	2	1	0.0	0.0	0	0	0	0	0	0	0	0	0	0	0	0	0	0	0	0	0	0	L	27-30
11/03	at Eagles	S	5	4	1	0.0	0.0	0	0	0	0	0	0	0	0	0	0	0	0	0	0	0	0	0	0	L	23-28
11/10	Vikings	S	9	4	5	0.0	0.0	1	3	0	0	0	0	0	1	0	0	0	0	0	0	0	0	0	0	L	7-12
11/17	at Lions	S	8	5	3	0.0	0.0	0	0	0	0	0	0	0	0	0	0	0	0	0	0	0	0	0	0	L	6-52
12/01	Texans	S	3	3	0	0.0	0.0	0	0	0	0	0	0	0	0	0	0	0	0	0	0	0	0	0	0	L	20-23
12/08	at Titans	S	3	1	2	0.0	0.0	0	0	0	0	0	0	0	1	0	0	0	0	0	0	0	0	0	0	W	10-6
12/15	Jets	S	6	6	0	0.0	0.0	0	0	0	0	0	0	0	1	0	0	0	0	0	0	0	0	0	0	L	25-32
12/22	at Raiders	S	5	4	1	0.0	0.0	0	0	0	0	0	0	0	1	0	0	0	0	0	0	0	0	0	0	L	14-19
12/29	Titans	S	5	5	0	0.0	0.0	0	0	0	0	0	0	0	0	0	0	0	0	0	0	0	0	0	0	W	20-13
01/05	at Colts	S	6	4	2	0.0	0.0	0	0	0	0	0	0	0	1	0	0	0	0	0	0	0	0	0	0	L	23-26+
2024 TOTALS			11-11	56	41	15	0.0	0.0	2	6	0	0	0	0	0	0	0	0	0	0	0	0	0	0	0	4-13	



+ - Overtime





EZRA CLEVELAND | 76

POSITION: OFFENSIVE LINEMAN
HT: 6-6 | **WT:** 312 | **DOB:** 5-8-1998
COLLEGE: BOISE STATE
HOMETOWN: SPANAWAY, WASH.
ACQ: T (MIN)-'23
EXP: 6th YEAR

 @ezra508
 @ezra_cleveland

KEY TRANSACTIONS

- Selected by Minnesota in the second round (No. 58 overall) in the 2020 NFL Draft
- Acquired via trade by Jacksonville on 10/31/23
- Re-signed with Jacksonville on 3/7/24

PRO

2025 (Jaguars)

- **9/21 vs. HOU:** Started at left guard and played all 70 offensive snaps and five snaps on special teams
- **9/14 at CIN:** Started at left guard and played all 71 offensive snaps and five snaps on special teams
- **9/7 vs. CAR:** Started at left guard and played all 66 offensive snaps and six snaps on special teams... Part of an offensive line that allowed no sacks of QB Trevor Lawrence... Part of a rushing attack that produced 200 rushing yards

2024 (Jaguars)

- Started at left guard in all 15 games in which he appeared
- **12/15 vs. NYJ:** Started at left guard and played all 84 offensive snaps
- **12/1 vs. HOU:** Started at left guard and played all 70 offensive snaps
- **10/6 vs. IND:** Started at left guard and played all 58 offensive snaps... Blocked for QB Trevor Lawrence to throw for a career-high 371 yards and was part of an offensive line that allowed no sacks

2023 (Jaguars)

- Participated in nine games with five starts
- **1/7 at TEN:** Started at left guard and played all 71 offensive snaps and four snaps on special teams
- **12/24 at T.B.:** Started at left guard and played all 66 offensive snaps and one snap on special teams
- **12/4 vs. CIN:** Started at left guard and played all 69 offensive snaps... Saw action on six special teams plays

2023 (Vikings)

- Started six games at left guard before leaving the game in Week 6 at Chicago (10/15) with an injury

2022 (Vikings)

- Started all 17 games at left guard

2021 (Vikings)

- Started all 17 games at left guard and played all 1,082 offensive snaps

2020 (Vikings)

- Appeared in 13 games (nine starts) at right guard for the Vikings offense

COLLEGE

- Started in all 40 of his college games after redshirting in 2016
- Two-time First-Team All-Mountain West (2018 and 2019) and honorable mention in 2017 as a redshirt freshman
- Part of a Boise State team that played in the Mountain West Championship Game each season, winning the conference title in 2017 and 2019
- Helped Broncos to 12-2 mark in 2019, with the only losses coming at BYU and in the Las Vegas Bowl to Washington
- Squad went 10-3 in 2018 and 11-3 in 2017, winning the Las Vegas Bowl over Oregon
- Blocked for Mountain West Freshman of the Year, RB George Holani, in 2019
- During his time as a Bronco, he helped extend the team's streak of having a 1,000-yard rusher to 12 consecutive seasons
- Protected Mountain West Player of the Year, QB Brett Rypien, and the nation's 18th-ranked passing offense (292 yards per game) in 2018
- Started 14 games as a redshirt freshman while the Broncos finished second in the Mountain West in scoring (32.5 points per game)

PERSONAL

- Earned Academic All-Mountain West honors in 2017
- One of 58 players who virtually attended the 2020 NFL Draft



- Highest-drafted Boise State Bronco since Leighton Vander Esch was selected by Dallas in the first round of the 2018 NFL Draft
- Led the OL group at the NFL Combine with his 4.46 20-yard shuttle and 7.26 3-cone drill... Ran a 4.93 40-yard dash (third among OL) and 30 bench press reps (fifth among OL)
- Majored in construction management
- Born three weeks premature, but weighed 11 pounds at birth
- Grew up in Spanaway, Washington, a suburb of Tacoma

EZRA CLEVELAND'S NFL REGULAR SEASON STATISTICS

DATE	TEAM	GP	GS
2020	Vikings	13	9
2021	Vikings	17	17
2022	Vikings	17	17
2023	Vikings	6	6
Went from Minnesota to Jacksonville .			
2023	Jaguars	9	5
2023	TOTAL	15	11
2024	Jaguars	15	15
2025	Jaguars	3	3
NFL TOTALS		80	72

EZRA CLEVELAND'S NFL POSTSEASON STATISTICS

DATE	TEAM	GP	GS
2022	Vikings	1	1
NFL TOTALS		1	1

2025 GAME-BY-GAME REGULAR-SEASON STATISTICS (JAGUARS)

DATE	OPPONENT	P/S	W/L	SCORE
09/07	Panthers	S	W	26-10
09/14	at Bengals	S	L	27-31
09/21	Texans	S	W	17-10
2025 TOTALS			2-1	

2024 GAME-BY-GAME REGULAR-SEASON STATISTICS (JAGUARS)

DATE	OPPONENT	P/S	W/L	SCORE
09/08	at Dolphins	S	L	17-20
09/15	Browns	S	L	13-18
09/23	at Bills	S	L	10-47
09/29	at Texans	S	L	20-24
10/06	Colts	S	W	37-34
10/13	at Bears	S	L	16-35
10/20	Patriots	S	W	32-16
10/27	Packers	S	L	27-30
11/03	at Eagles		L	23-28
11/10	Vikings		L	7-12
11/17	at Lions	S	L	6-52
12/01	Texans	S	L	20-23
12/08	at Titans	S	W	10-6
12/15	Jets	S	L	25-32
12/22	at Raiders	S	L	14-19
12/29	Titans	S	W	20-13
01/05	at Colts	S	L	23-26+
2024 TOTALS			4-13	

+ - Overtime





LOGAN COOKE | 9

POSITION: PUNTER
HT: 6-5 | **WT:** 230 | **DOB:** 7-28-1995
COLLEGE: MISSISSIPPI STATE
HOMETOWN: DARBUN, MISS.
ACQ: D7B-'18
EXP: 8th YEAR



KEY TRANSACTIONS

- Originally drafted by Jacksonville in the seventh round (147th overall) of the 2018 draft
- Re-signed with Jacksonville on 3/20/21
- Signed a four-year extension with Jacksonville on 6/9/25

PRO

Career Highlights

- Since net punting average began being tracked in 1976, Cooke's career 44.0-yard net punting average is the highest in NFL history (min. 350 punts)

2025 (Jaguars)

- Voted a captain for the 2025 season
- **9/21 vs. HOU:** Registered six punts for 293 yards (48.8 average), including two punts placed inside the 20
- **9/14 at CIN:** Recorded two punts for 95 yards (47.5 average), including one punt placed inside the 20
- **9/7 vs. CAR:** Recorded two punts for 111 yards (55.5 average), including one punt placed inside the 20

2024 (Jaguars)

- Voted a captain for the 2024 season... Named to the Associated Press All-Pro Second Team and 2025 Pro Bowl Games for the first time
- Punted 68 times for 3,359 yards (career-high 49.4 average and 44.8 net average), including 34 punts placed inside the 20-yard line... Ranked first the AFC and second in the NFL in net average, and tied for fourth-most punts inside the 20-yard line and 10-yard line in the NFL in 2024
- **1/5 at IND:** Recorded four punts for 200 yards, including one punt placed inside the 10-yard line... Notched his seventh consecutive season with at least 11 punts inside the 10-yard line, becoming one of four players to record seven consecutive seasons of at least 11 punts inside the 10-yard line since 2000
- **10/27 vs. G.B.:** Punted five times for 298 yards (59.6 average)... His 73-yard punt in the first quarter set a career-high and tied for the fifth-longest punt in franchise history
- **9/29 at HOU:** Punted five times for 253 yards (50.6 average) and recorded one tackle on special teams

2023 (Jaguars)

- Saw action in all 17 games... He recorded 61 punts for 2,893 yards (47.4 average), 29 punts inside the 20 and 12 inside the 10... His 12 punts inside the 10-yard line tied for the third-most in the NFL in 2023
- **10/19 at N.O.:** Punted five times for 224 yards with four punts downed inside the 20... Successfully converted his sixth-career fake punt for a first down
- **10/1 vs. ATL:** Punted three times for 160 yards, all downed inside the 20... Two of three punts were downed inside the 10
- **9/10 at IND:** Punted five times for 223 yards, two of which were downed inside the 20... One punt was downed at the six-yard line by S Daniel Thomas

2022 (Jaguars)

- Was voted a captain for the 2022 season
- Saw action in 17 regular-season games and two postseason games... In the regular season, he totaled 58 punts for 2,862 yards (49.3 average), and 24 punts inside the 20... In the postseason, he totaled seven punts for 315 yards and three inside the 20
- **1/21 at K.C.:** Punted four times for 191 yards with a long of 58... Two punts were downed inside the 20, including one punt downed at the two-yard line by S Daniel Thomas
- **1/1 at HOU:** Punted five times for 217 yards with a long of 57... Four punts were downed inside the 20 and one punt was downed at the one-yard line by CB Chris Claybrooks
- **11/27 vs. BAL:** Punted three times for 206 yards with a long of 70 yards, a season-high and his second-longest career punt... One punt was downed inside the 20... Recorded a career-high gross punting average (68.7) and net punting average (55.3)
- **10/2 at PHI:** Punted three times for 160 yards with a long of 61 yards... Cooke's net average of 52.7 was the best in the NFL in Week 4

2021 (Jaguars)

- Handled punting duties in 15 games and punted 64 times for a net average of 43.6 and a gross average of 47.3... Also placed 28 punts inside the 20
- **12/5 at LAR:** Punted five times for 247 yards, placing all five of his punts inside the 20... Cooke's net average of 49.4 was the third-highest



in a single game in his career... Had a 68-yard punt downed on the one-yard line

- **11/28 vs. ATL:** Punted three times for 130 yards, placing two of his three punts inside the 20... Cooke became the fourth punter in franchise history to down at least 100 punts inside the 20
- **9/12 at HOU:** Punted six times for 297 yards... Cooke's net punting average of 46.7 was the best among all punters in the NFL in Week 1

2020 (Jaguars)

- Handled the team's punting duties in 14 games, punting 56 times for a gross punting average of 47.7, the second-highest season average in franchise history... His 43.4 net punting average was the third-highest in the AFC and the second-highest season average in franchise history
- **11/22 vs. PIT:** Punted six times for 324 yards (54.0 gross avg. and 47.5 net avg.) and placed one punt inside the 20... Had a season-long 67-yard punt
- **10/11 at HOU:** Punted three times for 143 yards (44.7 net avg.), which were all downed inside the 20
- **9/24 vs. MIA:** Punted three times for 157 yards, including a 63-yard punt

2019 (Jaguars)

- Finished the season with career-highs in gross punting average (46.8) and net punting average (44.5)... His 44.5 net punting average led all NFL punters (min. 10 punts) and set a new franchise record... Completed two passes for 16 yards
- **12/22 at ATL:** Punted five times for 254 yards (50.8 gross avg.), including one downed inside the 20... Completed one pass for seven yards to S Cody Davis on a fake punt that resulted in a first down in the second quarter
- **12/15 at OAK:** Punted five times for 248 yards (49.6 gross avg.), including two punts inside the 20 and a season-long punt of 66 yards

2018 (Jaguars)

- Downed 37 punts inside the 20, a franchise record and the third-most in the NFL... Punted 86 times, placing 43.0 percent of his punts inside the 20, the highest mark by a rookie in franchise history

COLLEGE

- Appeared in 45 career games, serving as the primary punter his last three years and the primary kickoff specialist as a senior and freshman
- Averaged 41.7 yards per punt during his career, which ranked seventh in school history
- Of his 150 punts, 35 traveled more than 50 yards, and 60 were pinned inside the 20

PERSONAL

- Married the former Mary Menger Jones in February 2020... The couple has two sons, Cooper and Tate, and is expecting their third child
- Attended Columbia (Miss.) Academy
- All-state punter tallied 24 punts for an average of 44.2 yards in his senior season, while also seeing action at wide receiver and defensive back
- Avid hunter and fisherman, who also owns an outdoorsman company that specializes in turkey calls
- Involved with the Catch-A-Dream Foundation, which takes children with life-threatening illnesses on hunting and fishing adventures of a lifetime
- After he and his wife learned of the limitations Kenyans have to clean water, they partnered with Zoe Ministries in the summer of 2021 to help fund the drilling of a water well in a remote village on the Kenya-Uganda border

LOGAN COOKE'S NFL REGULAR SEASON PUNTING STATISTICS

DATE	TEAM	GP	NO.	YDS.	AVG.	OPP. RET.	YDS.	NET YDS.	AVG.	TB	IN20	LG	BK
2018	Jaguars	16	86	3,872	45.0	37	184	3,548	41.3	7	37	72	0
2019	Jaguars	16	75	3,507	46.8	24	127	3,340	44.5	2	25	66	0
2020	Jaguars	14	56	2,669	47.7	26	148	2,421	43.2	5	19	67	0
2021	Jaguars	15	64	3,026	47.3	22	173	2,833	43.6	1	28	68	1
2022	Jaguars	17	58	2,862	49.3	29	203	2,539	43.8	6	24	70	0
2023	Jaguars	17	61	2,893	47.4	22	143	2,670	43.8	4	29	65	0
2024	Jaguars	17	68	3,359	49.4	28	251	3,048	44.8	3	34	73	0
2025	Jaguars	3	10	499	49.9	5	22	457	45.7	1	4	60	0
NFL TOTALS		115	478	22,687	47.5	193	1,251	20,856	43.5	29	200	73	1

LOGAN COOKE'S NFL POSTSEASON PUNTING STATISTICS

DATE	TEAM	GP	NO.	YDS.	AVG.	OPP. RET.	YDS.	NET YDS.	AVG.	TB	IN20	LG	BK
2022	Jaguars	2	7	315	45.0	3	23	292	41.7	0	3	58	0
NFL TOTALS		2	7	315	45.0	3	23	292	41.7	0	3	58	0



SINGLE-GAME HIGHS: PUNTER

Punts	9 at Houston Texans, Dec 30, 2018 9 vs. Pittsburgh Steelers, Nov 18, 2018	Inside the 20	5 at Los Angeles Rams, Dec 05, 2021 5 at Indianapolis Colts, Nov 14, 2021
Gross Punting Yards	449 at Houston Texans, Dec 30, 2018 415 vs. Pittsburgh Steelers, Nov 18, 2018	Pass Attempts	1 at New Orleans Saints, Oct 19, 2023 1 at Atlanta Falcons, Dec 22, 2019 ...2 more at 1.
Gross Punting Avg	68.7 vs. Baltimore Ravens, Nov 27, 2022 65.0 at Tampa Bay Buccaneers, Dec 24, 2023	Pass Completions	1 at New Orleans Saints, Oct 19, 2023 1 at Atlanta Falcons, Dec 22, 2019 ...2 more at 1.
Net Punting Yards	393 at Houston Texans, Dec 30, 2018 342 vs. Pittsburgh Steelers, Nov 18, 2018	Yards Passing	13 at New Orleans Saints, Oct 19, 2023 9 vs. Los Angeles Chargers, Dec 08, 2019
Net Punting Avg	59.0 at Tampa Bay Buccaneers, Dec 24, 2023 55.5 vs. Carolina Panthers, Sep 07, 2025	Special Teams Tackles	1 vs. Houston Texans, Dec 19, 2021 1 vs. Arizona Cardinals, Sep 26, 2021 ...1 more at 1.
Longest Punts	73 vs. Green Bay Packers, Oct 27, 2024 72 vs. Washington Redskins, Dec 16, 2018		

SINGLE-GAME HIGHS - POSTSEASON: PUNTER

Punts	4 at Kansas City Chiefs, Jan 21, 2023 3 vs. Los Angeles Chargers, Jan 14, 2023	Net Punting Avg	42.0 at Kansas City Chiefs, Jan 21, 2023 41.3 vs. Los Angeles Chargers, Jan 14, 2023
Gross Punting Yards	191 at Kansas City Chiefs, Jan 21, 2023 124 vs. Los Angeles Chargers, Jan 14, 2023	Longest Punts	58 at Kansas City Chiefs, Jan 21, 2023 46 vs. Los Angeles Chargers, Jan 14, 2023
Gross Punting Avg	47.8 at Kansas City Chiefs, Jan 21, 2023 41.3 vs. Los Angeles Chargers, Jan 14, 2023	Inside the 20	2 at Kansas City Chiefs, Jan 21, 2023 1 vs. Los Angeles Chargers, Jan 14, 2023
Net Punting Yards	168 at Kansas City Chiefs, Jan 21, 2023 124 vs. Los Angeles Chargers, Jan 14, 2023		

2025 GAME-BY-GAME REGULAR-SEASON STATISTICS (JAGUARS)

DATE	OPPONENT		NO.	YDS.	AVG.	OPP. RET.	YDS.	NET YDS.	AVG	TB	IN20	LG	BK	W/L	SCORE
09/07	Panthers	P	2	111	55.5	2	0	111	55.5	0	1	57	0	W	26-10
09/14	at Bengals	P	2	95	47.5	1	11	84	42.0	0	1	60	0	L	27-31
09/21	Texans	P	6	293	48.8	2	11	262	43.7	1	2	60	0	W	17-10
2025 TOTALS			3	10	499	49.9	5	22	457	45.7	1	4	60	0	2-1

2024 GAME-BY-GAME REGULAR-SEASON STATISTICS (JAGUARS)

DATE	OPPONENT		NO.	YDS.	AVG.	OPP. RET.	YDS.	NET YDS.	AVG	TB	IN20	LG	BK	W/L	SCORE
09/08	at Dolphins	P	6	311	51.8	3	13	298	49.7	0	3	67	0	L	17-20
09/15	Browns	P	3	156	52.0	3	25	131	43.7	0	1	55	0	L	13-18
09/23	at Bills	P	2	109	54.5	2	41	68	34.0	0	0	59	0	L	10-47
09/29	at Texans	P	5	253	50.6	3	19	234	46.8	0	1	58	0	L	20-24
10/06	Colts	P	2	102	51.0	1	11	91	45.5	0	1	58	0	W	37-34
10/13	at Bears	P	4	193	48.3	0	0	193	48.3	0	4	56	0	L	16-35
10/20	Patriots	P	2	70	35.0	1	8	62	31.0	0	2	38	0	W	32-16
10/27	Packers	P	5	298	59.6	1	13	245	49.0	2	2	73	0	L	27-30
11/03	at Eagles	P	5	238	47.6	0	0	238	47.6	0	3	56	0	L	23-28
11/10	Vikings	P	5	274	54.8	1	9	245	49.0	1	4	68	0	L	7-12
11/17	at Lions	P	5	267	53.4	3	30	237	47.4	0	3	61	0	L	6-52
12/01	Texans	P	4	191	47.8	3	27	164	41.0	0	2	64	0	L	20-23
12/08	at Titans	P	4	198	49.5	1	6	192	48.0	0	1	53	0	W	10-6
12/15	Jets	P	2	94	47.0	0	0	94	47.0	0	2	57	0	L	25-32
12/22	at Raiders	P	7	275	39.3	2	28	247	35.3	0	2	55	0	L	14-19
12/29	Titans	P	3	130	43.3	1	9	121	40.3	0	1	48	0	W	20-13
01/05	at Colts	P	4	200	50.0	3	12	188	47.0	0	2	62	0	L	23-26+
2024 TOTALS			17	68	3,359	49.4	28	251	3,048	44.8	3	34	73	0	4-13


+ - Overtime





CHUMA EDOGA | 55

POSITION: OFFENSIVE LINEMAN
HT: 6-4 | **WT:** 315 | **DOB:** 5-25-1997
COLLEGE: SOUTHERN CALIFORNIA
HOMETOWN: ATLANTA, GA.
ACQ: UFA (DAL)-'25
EXP: 7th YEAR

 @edogawd
 @chuma.edoga

KEY TRANSACTIONS

- Drafted by the New York Jets in the third round (92nd overall) of the 2019 NFL Draft
- Claimed off waivers by Atlanta on 8/31/22
- Signed a contract with Dallas on 3/21/23
- Signed a contract with Dallas on 4/11/24
- Signed with Jacksonville on 3/13/25

PRO

2025 (Jaguars)

- **9/21 vs. HOU:** Saw action on special teams
- **9/14 at CIN:** Saw action on special teams
- **9/7 vs. CAR:** Saw action on the offensive line and on special teams

2024 (Cowboys)

- Played in five games (four starts at left tackle) after beginning the season on injured reserve

2023 (Cowboys)

- Played in all 17 games and made six starts (four at left tackle and two at left guard)... Made his postseason debut on special teams in the Wild Card Playoff Game

2022 (Falcons)

- Appeared in two games with one start at guard

2021 (Jets)

- Played in four games with no starts

2020 (Jets)

- Started four-of-11 games played, rotating at right tackle (two games) and left tackle (two games)

2019 (Jets)

- Started all eight games he played as a rookie, entering the lineup in Week 5 and starting at right tackle (five games) and left tackle (three games), before missing the final five games due to a knee injury

COLLEGE

- Played four seasons (2015-18) at Southern California, appearing in 34 games with 16 starts
- Started 10 games as a senior at right tackle, earning Second-Team All-PAC 12 honors by the coaches in 2018
- Started 12 games at right tackle as a junior in 2017
- Played nine games as a backup tackle in 2016
- Appeared in 13 games, starting two at right tackle, as a freshman in 2015

PERSONAL

- Attended McEachern High School in Powder Springs, Ga., and was named 2014 Parade All-American First-Team, Max Preps All-American First-Team, All-State Class AAAAAA First-Team and USA Today All-Georgia as a senior
- Earned First-Team All-State honors as a junior in 2013
- Majored in political economy/political science at USC
- Has a daughter, Julianna



CHUMA EDOGA'S NFL REGULAR SEASON STATISTICS

DATE	TEAM	GP	GS
2019	Jets	8	8
2020	Jets	11	4
2021	Jets	4	0
2022	Jets	0	0
Went from N.Y. Jets to Atlanta.			
2022	Falcons	2	1
2022	TOTAL	2	1
2023	Cowboys	17	6
2024	Cowboys	5	4
2025	Jaguars	3	0
NFL TOTALS		50	23

CHUMA EDOGA'S NFL POSTSEASON STATISTICS

DATE	TEAM	GP	GS
2023	Cowboys	1	0
NFL TOTALS		1	0

2025 GAME-BY-GAME REGULAR-SEASON STATISTICS (JAGUARS)

DATE	OPPONENT	P/S	W/L	SCORE
09/07	Panthers	P	W	26-10
09/14	at Bengals	P	L	27-31
09/21	Texans	P	W	17-10
2025 TOTALS		3-0	2-1	

2024 GAME-BY-GAME REGULAR-SEASON STATISTICS (COWBOYS)

DATE	OPPONENT	P/S	W/L	SCORE
09/08	at Browns		W	33-17
09/15	Saints		L	19-44
09/22	Ravens		L	25-28
09/26	at Giants		W	20-15
10/06	at Steelers		W	20-17
10/13	Lions		L	9-47
10/27	at 49ers		L	24-30
11/03	at Falcons		L	21-27
11/10	Eagles		L	6-34
11/18	Texans		L	10-34
11/24	at Commanders		W	34-26
11/28	Giants	P	W	27-20
12/09	Bengals	S	L	20-27
12/15	at Panthers	S	W	30-14
12/22	Buccaneers	S	W	26-24
12/29	at Eagles	S	L	7-41
01/05	Commanders		L	19-23
2024 TOTALS		5-4	7-10	





TRAVIS ETIENNE JR. | 1

POSITION: RUNNING BACK

HT: 5-10 | WT: 215 | DOB: 1-26-1999

COLLEGE: CLEMSON

HOMETOWN: JENNINGS, LA.

ACQ: D1-'21

EXP: 5th YEAR

 @swaggy_t1

 @t.etiennejr

KEY TRANSACTIONS

- Originally drafted by Jacksonville in the first round (25th overall) of the 2021 draft

PRO

Career Highlights

- Ranks third in franchise history in rushing yards (2,961) and tied-fourth in rushing touchdowns (19)
- Ranks sixth in franchise history in scrimmage yards (4,038)
- Ranks fourth in franchise history in receiving yards (1,077) and in receptions (137) among running backs
- One of just five NFL players to have 500-plus rushing yards and 250-plus receiving yards each season from 2022-24, joining running backs Saquon Barkley, Josh Jacobs, Alvin Kamara and Joe Mixon
- Ranks ninth in franchise history with 21 total touchdowns

2025 (Jaguars)

- 9/21 vs. HOU:** Started at running back and rushed for 56 yards on 16 carries... Recorded one rushing touchdown, the 19th of his career to tie for fourth in franchise history, third place in franchise history in rushing yards (2,961), passing RB James Stewart (2,951)
- 9/14 at CIN:** Started at running back and rushed for 71 yards on 14 carries... Recorded 18 receiving yards on two receptions including an 11-yard touchdown reception for a touchdown
- 9/7 vs. CAR:** Started at running back and rushed for 143 yards on 16 carries... Recorded the longest run of his career with a 71-yard run in the second quarter... His 143 rushing yards were the second most of his career and in the NFL in Week 1... His 156 scrimmage yards and 143 rushing yards were the most-ever for a Jaguars player in Week 1

2024 (Jaguars)

- Started all 15 games in which he appeared... Totaled 558 yards and two touchdowns on 150 rushing attempts... Posted 254 yards on 39 receptions
- 12/15 vs. NYJ:** Rushed for 65 yards on 14 carries and recorded 20 yards on four receptions... Notched his third consecutive game with 70-plus scrimmage yards (85)
- 12/8 at TEN:** Rushed for 20 yards on four carries and posted a season-high 50 receiving yards on four receptions... Notched his 10th game in a row against a divisional opponent with 55-plus scrimmage yards (70)
- 12/1 vs. HOU:** Rushed for 46 yards on 13 carries and posted 13 yards on three receptions... Recorded two rushing first downs to bring his career total to 125 and pass RB Leonard Fournette to rank sixth in franchise history
- 9/15 vs. CLE:** Started at running back and rushed for 52 yards and one touchdown on 13 carries
- 9/8 at MIA:** Started at running back and rushed for 44 yards and a touchdown on 12 carries... Caught two receptions for 15 yards

2023 (Jaguars)

- Started all 17 games and recorded 267 rushes for 1,008 yards and 11 touchdowns... Also caught 58 passes for 476 yards and one touchdown... Totaled 1,484 scrimmage yards, joining RB Maurice Jones-Drew as the only Jaguars to reach 1,000 scrimmage yards in their first two active NFL seasons
- 1/7 at TEN:** Started at running back and rushed 16 times for 57 yards... Surpassed 1,000 rushing yards in the season for the second consecutive year, the first Jaguar since 2010 to record consecutive 1,000-yard rushing seasons
- 12/31 vs. CAR:** Started at running back and rushed 16 times for 102 yards and two touchdowns... Eclipsed 2,000 rushing yards in his career... Became the first Jaguar since 2009 to record at least 10 rushing touchdowns in a single season... His 62-yard touchdown run tied his career-long
- 11/26 at HOU:** Started at running back and rushed 20 times for 56 yards... Recorded four receptions for 30 yards... Surpassed 400-career rushes and 600-career receiving yards
- 10/8 at BUF:** Started at running back and recorded 136 yards on 26 rushes, four receptions for 48 receiving yards and two touchdowns... Posted the most single-game scrimmage yards in his career with 184 yards... Recorded the most scrimmage yards in a single game at Tottenham Hotspur Stadium in NFL history

2022 (Jaguars)

- Saw action in all 17 regular-season games with 12 starts and started both postseason games... In the regular season, tallied 220 rushing attempts for 1,125 yards and five touchdowns... His 1,125 rushing yards ranked ninth in the NFL and were the second-most rushing yards for a player who had under 250 attempts, trailing 49ers RB Christian McCaffrey (1,139 yards) by only 14 yards... Also recorded 35 receptions for 316 yards... In the postseason, he recorded 30 rushing attempts for 171 yards and one touchdown, and four receptions for



30 yards

- **1/14 vs. LAC:** Started at running back and rushed for 109 yards on 20 attempts, marking the second-most rushing yards by a player in franchise history in their first career postseason game, trailing only RB Fred Taylor (162 yards)
- **12/22 at NYJ:** Started at running back and rushed for 83 yards on 22 attempts... Became the fourth player in franchise history to rush for 1,000 yards in his first 15 games
- **11/6 vs. L.V.:** Started at running back and rushed for 109 yards and two touchdowns on 28 attempts... Caught two passes for 17 yards... Joined RB Fred Taylor (twice) as the only players in team history to record three consecutive games with at least 100 rushing yards and one touchdown
- **10/23 vs. NYG:** Started at running back and rushed for 114 yards on 14 carries and one touchdown and caught one pass for five yards... Also recorded a two-point conversion, which marked the first time the Jaguars scored eight points on their opening drive in franchise history (courtesy of Elias Sports)

2021 (Jaguars)

- Missed the 2021 season with a foot injury suffered on 8/14 against New Orleans in the preseason

COLLEGE

- Rushed 686 times for 4,952 yards with 70 rushing touchdowns and caught 102 passes for 1,155 yards and eight receiving TDs
- NCAA FBS record holder for most career games scoring a touchdown (46 of 55 career games) and ACC career record-holder for rushing yards (4,952), total touchdowns (78), rushing touchdowns (70) and points (468)
- Named ACC Offensive Player of the Year in 2018 and 2019
- Finished his career ranked No. 1 in ACC history in both rushing yards (4,952) and rushing touchdowns (70)
- Part of a senior class that helped Clemson to four ACC titles, four College Football Playoff berths, two national championship appearances and a national title, all while becoming the first FBS senior class since 2010 to go undefeated at home

PERSONAL

- Younger brother (Trevor) played running back at the University of Florida (2022-23) and the University of Georgia (2024) before being drafted by the Carolina Panthers in the fourth round (114th overall) of the 2025 NFL Draft
- Earned a degree in sports communication in December 2020
- Two-time ACC Honor Roll selection (2019 and 2020)

TRAVIS ETIENNE JR.'S NFL REGULAR SEASON RUSHING/RECEIVING STATISTICS

DATE	TEAM	RUSHING							RECEIVING				
		GP	GS	NO.	YDS.	AVG.	LG	TD	NO.	YDS.	AVG.	LG	TD
2021	Jaguars	0	0	0	0	0.0	0	0	0	0	0.0	0	0
2022	Jaguars	17	12	220	1,125	5.1	62t	5	35	316	9.0	30	0
2023	Jaguars	17	17	267	1,008	3.8	62t	11	58	476	8.2	56t	1
2024	Jaguars	15	15	150	558	3.7	22	2	39	254	6.5	26	0
2025	Jaguars	3	3	46	270	5.9	71	1	5	31	6.2	11t	1
NFL TOTALS		52	47	683	2,961	4.3	71	19	137	1,077	7.9	56T	2

TRAVIS ETIENNE JR.'S NFL POSTSEASON RUSHING/RECEIVING STATISTICS

DATE	TEAM	RUSHING							RECEIVING				
		GP	GS	NO.	YDS.	AVG.	LG	TD	NO.	YDS.	AVG.	LG	TD
2022	Jaguars	2	2	30	171	5.7	25	1	4	30	7.5	12	0
NFL TOTALS		2	2	30	171	5.7	25	1	4	30	7.5	12	0



SINGLE-GAME HIGHS: RUSHING/RECEIVING

Rush Attempts	28 vs. Las Vegas Raiders, Nov 06, 2022 26 at Buffalo Bills, Oct 08, 2023	Receiving Average	23.3 at Pittsburgh Steelers, Oct 29, 2023 14.3 vs. Houston Texans, Oct 09, 2022
Rushing Yards	156 vs. Denver Broncos, Oct 30, 2022 143 vs. Carolina Panthers, Sep 07, 2025	Longest Receptions	56t at Pittsburgh Steelers, Oct 29, 2023 30 at Houston Texans, Jan 01, 2023
Rushing Average	12.0 at Houston Texans, Jan 01, 2023 8.9 vs. Carolina Panthers, Sep 07, 2025	Receiving TDs	1 at Cincinnati Bengals, Sep 14, 2023 1 at Pittsburgh Steelers, Oct 29, 2023
Longest Runs	71 vs. Carolina Panthers, Sep 07, 2025 62t vs. Carolina Panthers, Dec 31, 2023 ...1 more at 62.	All-Purpose Yards	184 at Buffalo Bills, Oct 08, 2023 162 vs. Denver Broncos, Oct 30, 2022
Rushing TDs	2 vs. Carolina Panthers, Dec 31, 2023 2 at New Orleans Saints, Oct 19, 2023 ...3 more at 2.	Most TDs	2 vs. Carolina Panthers, Dec 31, 2023 2 at New Orleans Saints, Oct 19, 2023 ...3 more at 2.
Receptions	6 vs. Indianapolis Colts, Oct 06, 2024 5 at Tennessee Titans, Jan 07, 2024 ...1 more at 5.	Scrimmage Yards	184 at Buffalo Bills, Oct 08, 2023 162 vs. Denver Broncos, Oct 30, 2022
Receiving Yards	70 at Pittsburgh Steelers, Oct 29, 2023 50 at Tennessee Titans, Dec 08, 2024 ...1 more at 50.		

SINGLE-GAME HIGHS - POSTSEASON: RUSHING/RECEIVING

Rush Attempts	20 vs. Los Angeles Chargers, Jan 14, 2023 10 at Kansas City Chiefs, Jan 21, 2023	Receiving Yards	18 at Kansas City Chiefs, Jan 21, 2023 12 vs. Los Angeles Chargers, Jan 14, 2023
Rushing Yards	109 vs. Los Angeles Chargers, Jan 14, 2023 62 at Kansas City Chiefs, Jan 21, 2023	Receiving Average	6.0 at Kansas City Chiefs, Jan 21, 2023
Rushing Average	6.2 at Kansas City Chiefs, Jan 21, 2023 5.5 vs. Los Angeles Chargers, Jan 14, 2023	Longest Receptions	12 vs. Los Angeles Chargers, Jan 14, 2023 9 at Kansas City Chiefs, Jan 21, 2023
Longest Runs	25 vs. Los Angeles Chargers, Jan 14, 2023 19 at Kansas City Chiefs, Jan 21, 2023	All-Purpose Yards	121 vs. Los Angeles Chargers, Jan 14, 2023 80 at Kansas City Chiefs, Jan 21, 2023
Rushing TDs	1 at Kansas City Chiefs, Jan 21, 2023	Most TDs	1 at Kansas City Chiefs, Jan 21, 2023
Receptions	3 at Kansas City Chiefs, Jan 21, 2023 1 vs. Los Angeles Chargers, Jan 14, 2023		

100-YARD RUSHING GAMES (8): REGULAR SEASON

DATE	TEAM	ATT.	YDS.	AVG.	LG	TD
10/23/22	GIANTS	14	114	8.1	49	1
10/30/22	BRONCOS	24	156	6.5	49	1
11/06/22	RAIDERS	28	109	3.9	18	2
12/18/22	COWBOYS	19	103	5.4	16	0
01/01/23	at Texans	9	108	12.0	62t	1
10/08/23	at Bills	26	136	5.2	35t	2
12/31/23	PANTHERS	16	102	6.4	62t	2
09/07/25	PANTHERS	16	143	8.9	71	0

100-YARD RUSHING GAMES (1): POSTSEASON

DATE	TEAM	ATT.	YDS.	AVG.	LG	TD
01/14/23	CHARGERS	20	109	5.5	25	0

2025 GAME-BY-GAME REGULAR-SEASON STATISTICS (JAGUARS)

DATE	OPPONENT	P/S	RUSHING					RECEIVING					W/L	SCORE
			NO.	YDS.	AVG.	LG	TD	NO.	YDS.	AVG.	LG	TD		
09/07	Panthers	S	16	143	8.9	71	0	3	13	4.3	7	0	W	26-10
09/14	at Bengals	S	14	71	5.1	30	0	2	18	9.0	11t	1	L	27-31
09/21	Texans	S	16	56	3.5	10t	1	0	0	0.0	0	0	W	17-10
2025 TOTALS		3-3	46	270	5.9	71	1	5	31	6.2	11T	1	2-1	



2024 GAME-BY-GAME REGULAR-SEASON STATISTICS (JAGUARS)

DATE	OPPONENT	P/S	RUSHING					RECEIVING					W/L	SCORE
			NO.	YDS.	AVG.	LG	TD	NO.	YDS.	AVG.	LG	TD		
09/08	at Dolphins	S	12	44	3.7	11	1	2	15	7.5	12	0	L	17-20
09/15	Browns	S	13	52	4.0	20	1	3	6	2.0	8	0	L	13-18
09/23	at Bills	S	11	68	6.2	22	0	4	17	4.3	8	0	L	10-47
09/29	at Texans	S	11	50	4.5	13	0	1	10	10.0	10	0	L	20-24
10/06	Colts	S	6	17	2.8	4	0	6	43	7.2	14	0	W	37-34
10/13	at Bears	S	3	-1	-0.3	1	0	0	0	0.0	0	0	L	16-35
10/20	Patriots												W	32-16
10/27	Packers												L	27-30
11/03	at Eagles	S	3	24	8.0	16	0	2	6	3.0	3	0	L	23-28
11/10	Vikings	S	11	44	4.0	18	0	1	-1	-1.0	-1	0	L	7-12
11/17	at Lions	S	12	27	2.3	9	0	3	6	2.0	8	0	L	6-52
12/01	Texans	S	13	46	3.5	9	0	3	12	4.0	5	0	L	20-23
12/08	at Titans	S	4	20	5.0	11	0	4	50	12.5	21	0	W	10-6
12/15	Jets	S	14	65	4.6	10	0	4	20	5.0	8	0	L	25-32
12/22	at Raiders	S	9	22	2.4	12	0	2	15	7.5	11	0	L	14-19
12/29	Titans	S	15	49	3.3	15	0	1	26	26.0	26	0	W	20-13
01/05	at Colts	S	13	31	2.4	11	0	3	29	9.7	14	0	L	23-26+
2024 TOTALS		15-15	150	558	3.7	22	2	39	254	6.5	26	0	4-13	

+ - Overtime





DENNIS GARDECK | 47

POSITION: LINEBACKER

HT: 6-0 | WT: 232 | DOB: 8-9-1994

COLLEGE: SIOUX FALLS

HOMETOWN: LAKE IN THE HILLS, ILL.

ACQ: FA-'25

EXP: 8th YEAR

 @DGardeck

 @dgardeck

KEY TRANSACTIONS

- Originally signed by Arizona as an undrafted rookie free agent on 4/30/18
- Re-signed by the Cardinals on 4/15/21
- Re-signed by Arizona on 3/14/22
- Signed by Jacksonville as a free agent on 6/4/25

PRO

2025 (Jaguars)

- **9/21 vs. HOU:** Saw action on defense and on special teams... Registered four tackles (three solo), including one tackle for loss, and one pass defended
- **9/14 at CIN:** Saw action on defense and on special teams
- **9/7 vs. CAR:** Started at linebacker and recorded two total tackles... Saw action on special teams

2024 (Cardinals)

- Appeared in seven games (three starts) where he had 20 tackles, six tackles for loss, four quarterback hits, 3.0 sacks, two passes defended, an interception and a forced fumble before suffering a season-ending knee injury
- **9/22 vs. DET:** Posted four tackles (one for loss) and an interception of Lions QB Jared Goff, which he returned 10 yards... Was the only player in the NFL with five tackles for loss and an INT through the first three games of the season
- **9/15 vs. LAR:** Set career highs with six solo tackles, four tackles for loss and 3.0 sacks and added a forced fumble... His three sacks of Rams QB Matthew Stafford resulted in a loss of 19 yards and a fumble recovered by the defense... Joined DL Chandler Jones (2021) as the only players in franchise history to have four-plus TFLs, 3.0-plus sacks and a forced fumble in a single game

2023 (Cardinals)

- Named a captain for the 2023 season
- Played all 17 games, including a career-high eight starts... Led the team with 6.0 sacks and set career highs with 41 tackles, 12 quarterback hits, seven tackles for loss, four passes defended, one forced fumble and one fumble recovery
- **11/12 at ATL:** Had five tackles, one pass defended and a seven-yard sack... The sack gave him 13.0 career sacks, the most in franchise history by a player who entered the NFL as an undrafted free agent
- **10/1 at SF:** Brought down QB Brock Purdy for a 12-yard sack
- **9/17 vs. NYG:** Registered four tackles, two tackles for loss and a sack, becoming just the second Cardinal since 2006 to have 3.0-plus sacks through the first two games of a season
- **9/10 at WAS:** Had four tackles, 2.0 sacks and a forced fumble in the season opener... it marked the fourth multi-sack game of his career and his first with a sack and a forced fumble

2022 (Cardinals)

- Named a Pro Bowl alternate for the second time in his career and a team captain for the third time in his career
- Collected 21 tackles, 1.0 sack, one interception and one forced fumble as well as 10 special teams tackles in 14 games (three starts)
- With 10 special teams tackles, he led or shared the team lead for the third time in five seasons (2019, 2021)
- **10/2 at CAR:** Totaled two tackles, 1.0 sack and the first interception of his career, along with three special teams tackles
- **9/11 vs. KC:** Registered two tackles, a QB hit and a forced fumble to go with two special teams tackles in the season opener

2021 (Cardinals)

- Named a team captain
- Appeared in 14 games, making his first three career starts ... Produced 14 tackles (one for loss), four QB hits and one fumble recovery and added a team-best 13 tackles on special teams
- **1/17 at LAR:** Had a special teams tackle in his postseason debut
- **1/2 at DAL:** Totaled one tackle, one QB hit and one fumble recovery on defense in addition to three special teams tackles
- **10/28 vs. Green Bay:** Registered two tackles, including one for loss on third down to force a Packers punt

2020 (Cardinals)

- Named a team captain for the first time in his career
- Had 10 QB hits, nine tackles, 7.0 sacks and a fumble recovery in just 93 defensive snaps while adding nine special teams tackles...



- Established a single-season franchise record for the most sacks by a player who entered the league undrafted
- **12/20 vs. PHI:** Had 2.0 or more sacks for a second consecutive game and added a pair of special teams tackles
- **12/13 at NYG:** Recorded 2.0 sacks and his first career fumble recovery in just eight defensive snaps
- **10/11 at NYJ:** Registered a team-high 2.0 sacks @ NYJ (10/11), marking his first multi-sack performance

2019 (Cardinals)

- Named a Pro Bowl alternate as a special teamer
- Posted a team-high 10 tackles and a fumble recovery on special teams in 14 games... Added two tackles on defense
- **12/8 vs. PIT:** Recovered a fourth-quarter fumble that led to a Cardinals TD on the ensuing possession
- **10/20 at NYG:** Registered a career-high three special teams tackles

2018 (Cardinals)

- Played in all 16 games as a rookie... Led all NFL rookies with 388 special teams snaps and finished the year with eight special teams tackles
- **12/30 at SEA:** Recovered a blocked punt in the end zone for his first career touchdown
- **10/28 vs. SF:** Had a pair of special teams tackles
- **9/9 vs. WAS:** Made his NFL debut in the season opener

COLLEGE

- Recorded 345 tackles, 57.5 tackles for loss, 32.0 sacks, nine forced fumbles, two fumble recoveries and one interception in three seasons at West Virginia State (2014-16) and one at Sioux Falls (2017)
- Named Division II All-American as a senior in 2017 after leading the Cougars with 75 tackles, 21 tackles for loss and 14.0 sacks... Also earned First-Team All-NSIC and NSIC Defensive Newcomer of the Year honors
- As a junior at West Virginia State in 2016, named second-team All-Mountain East after collecting 111 tackles, seven tackles for loss, four forced fumbles and 3.0 sacks
- Named First-Team All-Mountain East as a sophomore in 2015 after posting 102 tackles, 22.5 tackles for loss, eight passes defended, three forced fumbles, an interception and a fumble recovery

PERSONAL

- Two-time Salute to Service award nominee with Arizona (2019, 2023)
- Named All-Conference and All-Area during his senior year at Crystal Lake (Ill.) South High School
- Also earned All-Conference honors as a defenseman in lacrosse
- Worked at McDonald's and Panda Express as a Division II student athlete; used the work to pay for gas money and the free food as he tried to put on weight
- Heavily involved in community service; during his time with the Cardinals, he rarely missed an opportunity to participate in a team community event
- He and his wife, Codi, have a son, Cooper


DENNIS GARDECK'S NFL REGULAR SEASON DEFENSIVE STATISTICS

DATE	TEAM	GP	TACKLES								INTERCEPTIONS							O. FUMB					ST				MISC	
			GS	TK	S	A	TFL	YDS	SK	YDS	QBH	NO	YDS	LG	TD	PD	FF	FR	TD	YDS	TK	S	A	FF	FR	S	A	
2018	Cardinals	16	0	0	0	0	0	0	0.0	0.0	0	0	0	0	0	0	0	0	0	0	7	7	0	0	0	0	0	
2019	Cardinals	14	0	2	1	1	0	0	0.0	0.0	0	0	0	0	0	0	0	1	0	0	9	6	3	0	0	0	0	
2020	Cardinals	14	0	9	9	0	7	41	7.0	41.0	10	0	0	0	0	0	0	1	0	0	7	5	2	0	0	0	0	
2021	Cardinals	14	3	14	11	3	1	2	0.0	0.0	4	0	0	0	0	0	1	0	0	0	9	3	6	0	0	0	0	
2022	Cardinals	14	3	21	14	7	2	8	1.0	8.0	5	1	24	24	0	1	1	0	0	0	10	8	2	0	0	0	0	
2023	Cardinals	17	8	41	32	9	7	32	6.0	52.0	12	0	0	0	0	4	1	0	0	2	5	4	1	0	1	0	0	
2024	Cardinals	7	3	20	15	5	6	24	3.0	19.0	4	1	10	10	0	2	1	0	0	0	2	2	0	0	0	0	0	
2025	Jaguars	3	2	6	5	1	1	2	0.0	0.0	0	0	0	0	0	1	0	0	0	0	0	0	0	0	0	0	0	
NFL TOTALS		99	19	113	87	26	24	109	17.0	120.0	35	2	34	24	0	8	3	3	0	2	49	35	14	0	1	0	0	

DENNIS GARDECK'S NFL POSTSEASON DEFENSIVE STATISTICS

DATE	TEAM	GP	TACKLES								INTERCEPTIONS							O. FUMB					ST				MISC	
			GS	TK	S	A	TFL	YDS	SK	YDS	QBH	NO	YDS	LG	TD	PD	FF	FR	TD	YDS	TK	S	A	FF	FR	S	A	
2021	Cardinals	1	0	0	0	0	0	0	0.0	0.0	0	0	0	0	0	0	0	0	0	0	1	1	0	0	0	0	0	0
NFL TOTALS		1	0	0	0	0	0	0	0.0	0.0	0	0	0	0	0	0	0	0	0	0	1	1	0	0	0	0	0	0





B.J. GREEN II | 95

POSITION: DEFENSIVE LINEMAN
HT: 6-1 | **WT:** 270 | **DOB:** 7-3-2003
COLLEGE: COLORADO
HOMETOWN: ATLANTA, GA.
ACQ: UDFA-'25
EXP: R

@bjgreenII
 @bjgreenII

KEY TRANSACTIONS

- Originally signed by Jacksonville as an undrafted free agent following the 2025 draft

PRO

2025 (Jaguars)

- 9/21 vs. HOU: Inactive
- 9/14 at CIN: Inactive
- 9/7 vs. CAR: Inactive

COLLEGE

- Played in 49 games at Arizona State (2021-23) and Colorado (2024)
- Played in all 13 games (11 starts) at Colorado in 2024 and finished the season with 33 tackles (19 solo), 12 tackles for a loss, 7.5 sacks, two forced fumbles, one fumble recovery and one blocked kick... Named All-Big 12 Defensive Newcomer of the Year and All-Big 12 First-Team Defensive Lineman (Coaches and Associated Press)
- Played in all 36 games across three seasons at Arizona State, finishing with 60 tackles, 21 tackles for loss, 13.5 sacks and one forced fumble
- Named All-Pac 12 Second-Team in 2023 with 39 tackles, 11.5 tackles for loss, 6.0 sacks and a forced fumble
- Tallied 13 tackles, 4.5 tackles for loss and 2.5 sacks as a sophomore... Ranked fourth among FBS interior linemen with 11 quarterback hits
- Led the team with 5.0 sacks as a walk-on freshman, becoming only the fourth true freshman in program history to lead the team in sacks

PERSONAL

- Transferred to Prince Avenue (Bogart, Ga.) prior to his senior season to play for head coach Greg Vandeagriff, leading the Wolverines to their first-ever State Championship
- Finished his senior campaign with 73 tackles, 20 tackles for loss, and 12.0 sacks despite missing three games
- Named a 2020 Georgia Public Broadcasting All-State Honorable Mention

B.J. GREEN II'S NFL REGULAR SEASON DEFENSIVE STATISTICS

DATE	TEAM	GP	TACKLES							INTERCEPTIONS							O. FUMB				ST				MISC		
			GS	TK	S	A	TFL	YDS	SK	YDS	QBH	NO	YDS	LG	TD	PD	FF	FR	TD	YDS	TK	S	A	FF	FR	S	A
2025	Jaguars	0	0	0	0	0	0	0	0.0	0.0	0	0	0	0	0	0	0	0	0	0	0	0	0	0	0	0	0
NFL TOTALS		0	0	0	0	0	0	0	0.0	0.0	0	0	0	0	0	0	0	0	0	0	0	0	0	0	0	0	

2025 GAME-BY-GAME REGULAR-SEASON STATISTICS (JAGUARS)

DATE	OPPONENT	P/S	TACKLES							INTERCEPTIONS							O. FUMB				ST				MISC			
			TK	S	A	SK	YDS	TFL	YDS	QBH	NO	YDS	LG	TD	PD	FF	FR	TD	YDS	TK	S	A	FF	FR	S	A	W/L	SCORE
09/07	Panthers																									W	26-10	
09/14	at Bengals																									L	27-31	
09/21	Texans																									W	17-10	
2025 TOTALS			0	0	0	0.0	0.0	0	0	0	0	0	0	0	0	0	0	0	0	0	0	0	0	0	0	0	0	2-1

B.J. GREEN II'S COLLEGE DEFENSIVE STATISTICS

DATE	TEAM	GP	TACKLES							INTERCEPTIONS							O. FUMB				ST				MISC		
			GS	TK	S	A	TFL	YDS	SK	YDS	QBH	NO	YDS	LG	TD	PD	FF	FR	TD	YDS	TK	S	A	FF	FR	S	A
2021	Arizona St.	12	0	8	6	2	5.0	43.0	5.0	43.0	1	0	0	0	0	0	0	0	0	0	0	0	0	0	0	0	0
2022	Arizona St.	12	1	13	7	6	4.5	37.0	2.5	26.0	2	0	0	0	0	0	0	0	0	0	0	0	0	0	0	0	
2023	Arizona St.	12	12	39	21	18	11.5	55.0	6.0	38.0	11	0	0	0	0	0	1	0	0	0	0	0	0	0	0	0	
2024	Colorado	13	11	33	19	14	12.0	68.0	7.5	54.0	12	0	0	0	0	0	2	1	0	0	0	0	0	0	0	0	
TOTALS		49	24	93	53	40	33.0	203.0	21.0	161.0	26	0	0	0	0	0	3	1	0	0	0	0	0	0	0	0	



COLLEGE 2024 GAME-BY-GAME STATISTICS (COLORADO)

DATE	OPPONENT	P/S	TACKLES							INTERCEPTIONS					O. FUMB				ST				MISC		SCORE			
			TK	S	A	SK	YDS	TFL	YDS	QBH	NO	YDS	LG	TD	PD	FF	FR	TD	YDS	TK	S	A	FF	FR		S	A	W/L
08/29	North Dakota St.	P	1	1	0	0.0	0.0	1.0	7.0	0	0	0	0	0	0	0	0	0	0	0	0	0	0	0	0	0	W	31-26
09/07	at Nebraska	P	0	0	0	0.0	0.0	0.0	0.0	1	0	0	0	0	0	0	0	0	0	0	0	0	0	0	0	L	10-28	
09/14	at Colorado St.	S	3	0	3	0.0	0.0	0.5	1.0	1	0	0	0	0	0	0	0	0	1	0	0	0	0	0	0	W	28-9	
09/21	Baylor	S	2	2	0	0.0	0.0	2.0	4.0	0	0	0	0	0	0	0	0	0	0	0	0	0	0	0	0	W	38-31+	
09/28	at UCF	S	1	0	1	0.0	0.0	0.5	1.0	0	0	0	0	0	0	0	0	0	0	0	0	0	0	0	0	W	48-21	
10/12	Kansas St.	S	4	3	1	2.0	16.0	2.0	16.0	1	0	0	0	0	0	0	0	0	0	0	0	0	0	0	0	L	28-31	
10/19	at Arizona	S	3	1	2	1.0	6.0	1.0	6.0	0	0	0	0	0	0	1	0	0	0	0	0	0	0	0	0	W	34-7	
10/26	Cincinnati	S	1	1	0	0.0	0.0	0.0	0.0	0	0	0	0	0	0	0	0	0	0	0	0	0	0	0	0	W	34-23	
11/09	at Texas Tech	S	3	2	1	2.0	20.0	2.0	20.0	1	0	0	0	0	0	1	0	0	0	0	0	0	0	0	0	W	41-27	
11/16	Utah	S	5	2	3	0.5	5.0	1.0	6.0	2	0	0	0	0	0	0	0	0	0	0	0	0	0	0	0	W	49-24	
11/23	at Kansas	S	5	4	1	1.0	1.0	1.0	1.0	2	0	0	0	0	0	0	0	0	0	0	0	0	0	0	0	L	21-37	
11/29	Oklahoma St.	S	2	2	0	1.0	6.0	1.0	6.0	3	0	0	0	0	0	0	0	0	0	0	0	0	0	0	0	W	52-0	
12/28	BYU	S	3	1	2	0.0	0.0	0.0	0.0	1	0	0	0	0	0	0	0	0	0	0	0	0	0	0	0	L	14-36	
2024 TOTALS			13-11	33	19	14	7.5	54.0	12.0	68.0	12	0	0	0	0	0	2	1	0	0	0	0	0	0	0	0	9-4	

+ - Overtime





KAHLEF HAILASSIE | 20

POSITION: SAFETY
HT: 6-1 | **WT:** 195 | **DOB:** 11-9-2000
COLLEGE: WESTERN KENTUCKY
HOMETOWN: ELK GROVE, CALIF.
ACQ: PS-'25
EXP: 3rd YEAR

@YoungLeaf24
 @kahlefhaulassie10

KEY TRANSACTIONS

- Signed by Kansas City as an undrafted free agent following the 2023 NFL Draft
- Waived by the Chiefs on 8/29/23
- Claimed off waivers by Cleveland on 8/30/23
- Waived by the Browns on 10/26/24
- Signed by the Browns to the practice squad on 10/29/24
- Signed a contract with Minnesota on 1/15/25
- Waived by the Vikings on 8/26/25
- Signed by the Vikings to the practice squad on 8/27/25
- Signed to the Jaguars' active roster from the Vikings' practice squad on 9/17/25

PRO

2025 (Jaguars)

- 9/21 vs. HOU: Inactive

2025 (Jaguars/Vikings)

- Began the 2025 season as a member of the Vikings' practice squad before being signed to the Jaguars' active roster

2024 (Browns)

- Appeared in one game (Week 6 at Philadelphia) and played eight special teams snaps

2023 (Browns)

- Saw action in nine games (one start) as a rookie, registering eight tackles (seven solo), including one for loss, and one pass defended... Produced two solo tackles on special teams
- 1/7 at CIN: Made his first career start and registered two solo tackles and a pass defended
- 12/3 at LAR: Made a career-high four tackles (three solo), including one for loss, and a special teams solo tackle

COLLEGE

- Played three college seasons at Oregon (2018) and Western Kentucky (2021-22)
- At Western Kentucky, appeared in 26 games, and totaled 122 tackles (78 solo), 19 passes defended, 11 tackles for loss, four interceptions, 3.0 sacks, two forced fumbles and one fumble recovery
- In 2022, started all 12 games he appeared in, registering 65 tackles, 12 passes defended, eight tackles for loss, 3.0 sacks, two interceptions, two forced fumbles and one fumble recovery
- In 2021, started all 14 games and helped the Hilltoppers win a Conference USA East Division Championship... Finished the season with 57 tackles, including three for loss, five pass breakups and two interceptions
- Played in all 13 games as a freshman at Oregon in 2018, primarily at cornerback and on the punt return unit

PERSONAL

- Totaled 1,262 all-purpose yards over 18 games in his two seasons at Cosumnes Oaks High School (Calif.)
- Averaged 23.8 yards per catch as a wide receiver in 2017
- Scored a touchdown three different ways as a junior in 2016 (seven touchdown receptions, two on punt returns and another on a scoop-and-score)... Also had 31 receptions for 614 yards with 64 tackles and one interception on defense

KAHLEF HAILASSIE'S NFL REGULAR SEASON DEFENSIVE STATISTICS

DATE	TEAM	GP	TACKLES							INTERCEPTIONS							O. FUMB					ST				MISC			
			GS	TK	S	A	TFL	YDS	SK	YDS	QBH	NO	YDS	LG	TD	PD	FF	FR	TD	YDS	TK	S	A	FF	FR	S	A		
2023	Chiefs	0	0	0	0	0	0	0	0.0	0.0	0	0	0	0	0	0	0	0	0	0	0	0	0	0	0	0	0		
Went from Kansas City to Cleveland.																													
2023	Browns	1	0	6	5	1	1	2	0.0	0.0	0	0	0	0	1	0	0	0	0	0	2	2	0	0	0	0	0		
2023	TOTAL	1	0	6	5	1	1	2	0.0	0.0	0	0	0	0	1	0	0	0	0	0	2	2	0	0	0	0	0		
2024	Browns	1	0	0	0	0	0	0	0.0	0.0	0	0	0	0	0	0	0	0	0	0	0	0	0	0	0	0	0		
2025	Vikings	0	0	0	0	0	0	0	0.0	0.0	0	0	0	0	0	0	0	0	0	0	0	0	0	0	0	0	0		
NFL TOTALS		2	0	6	5	1	1	2	0.0	0.0	0	0	0	0	1	0	0	0	0	0	2	2	0	0	0	0	0		



2025 GAME-BY-GAME REGULAR-SEASON STATISTICS (VIKINGS)

DATE	OPPONENT	P/S	TACKLES					INTERCEPTIONS					O. FUMB				ST				MISC		W/L	SCORE					
			TK	S	A	SK	YDS	TFL	YDS	QBH	NO	YDS	LG	TD	PD	FF	FR	TD	YDS	TK	S	A			FF	FR	S	A	
09/08	at Bears																									W	27-24		
09/14	Falcons																										L	6-22	
09/21	Bengals																										W	48-10	
2025 TOTALS			0	0	0	0.0	0.0	0	0	0	0	0	0	0	0	0	0	0	0	0	0	0	0	0	0	0	2-1		

2024 GAME-BY-GAME REGULAR-SEASON STATISTICS (BROWNS)

DATE	OPPONENT	P/S	TACKLES					INTERCEPTIONS					O. FUMB				ST				MISC		W/L	SCORE				
			TK	S	A	SK	YDS	TFL	YDS	QBH	NO	YDS	LG	TD	PD	FF	FR	TD	YDS	TK	S	A			FF	FR	S	A
09/08	Cowboys																										L	17-33
09/15	at Jaguars																										W	18-13
09/22	Giants																										L	15-21
09/29	at Raiders																										L	16-20
10/06	at Commanders																										L	13-34
10/13	at Eagles	P	0	0	0	0.0	0.0	0	0	0	0	0	0	0	0	0	0	0	0	0	0	0	0	0	0	0	L	16-20
10/20	Bengals																										L	14-21
10/27	Ravens																										W	29-24
11/03	Chargers																										L	10-27
11/17	at Saints																										L	14-35
11/21	Steelers																										W	24-19
12/02	at Broncos																										L	32-41
12/08	at Steelers																										L	14-27
12/15	Chiefs																										L	7-21
12/22	at Bengals																										L	6-24
12/29	Dolphins																										L	3-20
01/04	at Ravens																										L	10-35
2024 TOTALS			1-0	0	0	0	0.0	0.0	0	0	0	0	0	0	0	0	0	0	0	0	0	0	0	0	0	0	3-14	

2023 GAME-BY-GAME POSTSEASON STATISTICS (BROWNS)

DATE	OPPONENT	P/S	TACKLES					INTERCEPTIONS					O. FUMB				ST				MISC		W/L	SCORE				
			TK	S	A	SK	YDS	TFL	YDS	QBH	NO	YDS	LG	TD	PD	FF	FR	TD	YDS	TK	S	A			FF	FR	S	A
01/13	at Texans																										L	14-45
2023 TOTALS			0	0	0	0.0	0.0	0	0	0	0	0	0	0	0	0	0	0	0	0	0	0	0	0	0	0	0-1	





ROBERT HAINSEY | 73

POSITION: OFFENSIVE LINEMAN
HT: 6-4 | **WT:** 306 | **DOB:** 8-12-1998
COLLEGE: NOTRE DAME
HOMETOWN: PITTSBURGH, PA.
ACQ: UFA (TB)-'25
EXP: 5th YEAR

 @roberthainsey72

KEY TRANSACTIONS

- Selected in the third round (95th overall) of the 2021 NFL Draft by the Buccaneers
- Signed with Jacksonville on 3/13/25

PRO

2025 (Jaguars)

- Named as a captain for the 2025 season
- **9/21 vs. HOU:** Started at center and played all 70 offensive snaps
- **9/14 at CIN:** Started at center and played all 71 offensive snaps
- **9/7 vs. CAR:** Started at center and played all 66 offensive snaps... Part of an offensive line that did not give up a sack of QB Trevor Lawrence... Part of a rushing attack that produced 200 rushing yards

2024 (Buccaneers)

- Appeared in all 17 regular-season games, including one start at center, helping Tampa Bay become the first team in NFL history to finish a season averaging 5.0-plus yards per rush (5.3) and a completion percentage of over 70.0 (71.5)... Saw action in the Buccaneers' NFC Wild Card appearance
- **10/13 at N.O.:** Started at center and played all 77 offensive snaps... Contributed to an offensive line that helped produce 594 net yards of offense, the highest single-game mark in franchise history

2023 (Buccaneers)

- Started in all 17 regular-season games and two postseason games at center
- **1/21 at DET:** Started at center and paved the way for an offense that generated 408 net yards, the third-highest single-game mark in Buccaneers postseason history
- **1/15 vs. PHI:** Started at center and helped the Buccaneers offense produce the largest yardage differential in a playoff game in team history
- **9/17 vs. CHI:** Started at center and contributed to an offensive line that helped generate 437 net yards of offense... Tampa Bay's 437 yards in Week 2 marked the fifth-highest output by any team through the first two weeks of the season

2022 (Buccaneers)

- Started all 17 games at center in 2022 as part of an offensive line that yielded the fewest sacks in the league and protected the league's second-ranked passing offense
- **1/1 vs. CAR:** Started at center and contributed to an offense that produced season-highs with 478 yards of total offense and 411 net passing yards
- **12/11 at S.F.:** Started at center and was part of an offensive line that did not allow a sack in 55 dropbacks, the most pass attempts by the Buccaneers without allowing a sack in a regulation game since 1980

2021 (Buccaneers)

- Appeared in 11 regular-season games as a rookie and two postseason contests

COLLEGE

- Started 34-of-46 games at Notre Dame (2017-20), including all 12 games in 2020 en route to the Fighting Irish's berth in the College Football Playoff
- As a senior in 2020, was named Team Captain, Notre Dame's Offensive Lineman of the Year, Senior Class First-Team All-American and Second-Team All-ACC, while finishing as a finalist for the Senior CLASS Award... Part of an offensive line that finished as a finalist for the Joe Moore Award, given annually to the Most Outstanding Offensive Line Unit
- As a freshman (2017), saw action in all 13 games (one start) as part of the Notre Dame offensive line that won the Joe Moore Award... The Fighting Irish's offense ranked seventh in the FBS in rushing yards per game (269.3), establishing school records for rushing yards (3,503) and yards per carry (6.3)

PERSONAL

- Majored in finance
- Attended IMG Academy (Bradenton, Fla.)
- Named 2016 American Family Insurance first-team All-USA Virginia



- Selected to participate in the 2016 Under Armour All-American Game in St. Petersburg, Fla.

ROBERT HAINSEY'S NFL REGULAR SEASON STATISTICS

DATE	TEAM	GP	GS
2021	Buccaneers	9	0
2022	Buccaneers	17	17
2023	Buccaneers	17	17
2024	Buccaneers	17	1
2025	Jaguars	3	3
NFL TOTALS		63	38

ROBERT HAINSEY'S NFL POSTSEASON STATISTICS

DATE	TEAM	GP	GS
2021	Buccaneers	2	0
2022	Buccaneers	0	0
2023	Buccaneers	2	2
2024	Buccaneers	1	0
NFL TOTALS		5	2

2025 GAME-BY-GAME REGULAR-SEASON STATISTICS (JAGUARS)

DATE	OPPONENT	P/S	W/L	SCORE
09/07	Panthers	S	W	26-10
09/14	at Bengals	S	L	27-31
09/21	Texans	S	W	17-10
2025 TOTALS			2-1	

2024 GAME-BY-GAME REGULAR-SEASON STATISTICS (BUCCANEERS)

DATE	OPPONENT	P/S	W/L	SCORE
09/08	Commanders	P	W	37-20
09/15	at Lions	P	W	20-16
09/22	Broncos	P	L	7-26
09/29	Eagles	P	W	33-16
10/03	at Falcons	P	L	30-36+
10/13	at Saints	S	W	51-27
10/21	Ravens	P	L	31-41
10/27	Falcons	P	L	26-31
11/04	at Chiefs	P	L	24-30+
11/10	49ers	P	L	20-23
11/24	at Giants	P	W	30-7
12/01	at Panthers	P	W	26-23+
12/08	Raiders	P	W	28-13
12/15	at Chargers	P	W	40-17
12/22	at Cowboys	P	L	24-26
12/29	Panthers	P	W	48-14
01/05	Saints	P	W	27-19
2024 TOTALS			10-7	

+ - Overtime

2024 GAME-BY-GAME POSTSEASON STATISTICS (BUCCANEERS)

DATE	OPPONENT	P/S	W/L	SCORE
01/12	Commanders	P	L	20-23
2024 TOTALS			0-1	





DAVON HAMILTON | 52

POSITION: DEFENSIVE TACKLE


HT: 6-4 | WT: 335 | DOB: 2-1-1997

COLLEGE: OHIO STATE

HOMETOWN: PICKERINGTON, OHIO

ACQ: D3-'20

EXP: 6th YEAR

 @dmhamilton53

 @davonhamilton53

KEY TRANSACTIONS

- Originally selected by Jacksonville in the third round (73rd overall) of the 2020 draft

PRO

2025 (Jaguars)

- 9/21 vs. HOU:** Started at defensive tackle... Recorded one quarterback hit
- 9/14 at CIN:** Started at defensive tackle... Recorded four tackles (two solo)... Saw action on special teams
- 9/7 vs. CAR:** Started at defensive tackle and saw action on special teams

2024 (Jaguars)

- Played in all 17 games and made 14 starts... Totaled a career-high 62 tackles (24 solo), five tackles for loss and two quarterback hits
- 1/5 at IND:** Recorded a single-game career-high-tying eight tackles (five solo)... His eight tackles were the most by a Jaguars defensive lineman in a single game since DE Josh Hines-Allen had 10 on Sept. 10, 2023
- 12/15 vs. NYJ:** Recorded three solo tackles and one quarterback hit
- 12/1 vs. HOU:** Recorded five tackles (three solo) and one tackle for loss

2023 (Jaguars)

- Saw action in eight games (two starts) after opening the season on injured reserve... Recorded 12 tackles (seven solo), including one for loss
- 1/7 at TEN:** Recorded a season-high four total tackles (three solo) and saw action on special teams
- 12/24 at T.B.:** Posted three solo tackles and one tackle for loss

2022 (Jaguars)

- Saw action in all 17 regular-season games with 14 starts and started both postseason games... In the regular season, he posted 56 tackles (27 solo), five tackles for loss, 2.5 sacks and one pass defended... In the postseason, he posted eight tackles (three solo), two passes defended, one tackle for loss, and one quarterback hit
- 1/21 at K.C.:** Started at defensive tackle and posted five tackles (three solo), one tackle for loss, one QB hit, and one pass defended
- 12/22 at NYJ:** Started at defensive tackle and recorded four tackles (two solo) and 1.0 sack
- 11/27 vs. BAL:** Saw action on defense and on special teams and recorded three tackles (one solo), one tackle for loss, 1.0 sack, one forced fumble and one fumble recovery

2021 (Jaguars)

- Finished the season with 46 total tackles (26 solo), including two tackles for loss, and two passes defended in 16 games (eight starts)
- 12/19 vs. HOU:** Started at defensive tackle and recorded three solo tackles, including one tackle for loss, and one pass defended
- 10/10 vs. TEN:** Started at defensive tackle and tied for a team-high seven total tackles (five solo) and one pass defended

2020 (Jaguars)

- Saw action in 11 games during his rookie campaign, starting five, and totaled 30 tackles (14 solo), 1.0 sack, one fumble recovery, one pass defended and one tackle for loss... Placed on injured reserve on Dec. 5 with a knee injury
- 10/25 at LAC:** Started at defensive end and posted a career-high eight tackles, including one tackle for loss, and two quarterback hits
- 10/4 at CIN:** Saw action at defensive tackle and collected a career-high five tackles

COLLEGE

- Played in 54 games with 17 starts during four seasons at Ohio State, accumulating 21 tackles for loss and 7.0 sacks
- Competed at the 2020 Senior Bowl
- Posted 33 reps on the bench press at the 2020 Combine, the most of any defensive lineman

PERSONAL

- In July 2024, participated in a mission trip to Zimbabwe
- Named First-Team Associated Press All-State in 2014 after a 67-tackle, 13-tackle-for-loss season while helping Pickerington to an 11-1 record and into the second round of the state playoffs
- Named the Ohio Capital Conference's Ohio Division Player of the Year and Division I Central District Player of the Year as a senior
- Son of Sabrina and Damian Hamilton



- He and his wife Julia have two sons, Ace and Roman
- Younger brother, Ty, also plays defensive line and was drafted by the Los Angeles Rams in the fifth round in 2025
- Has two dogs, Charlie and Woods

DAVON HAMILTON'S NFL REGULAR SEASON DEFENSIVE STATISTICS

DATE	TEAM	GP	TACKLES							INTERCEPTIONS						O. FUMB				ST				MISC				
			GS	TK	S	A	TFL	YDS	SK	YDS	QBH	NO	YDS	LG	TD	PD	FF	FR	TD	YDS	TK	S	A	FF	FR	S	A	
2020	Jaguars	11	6	30	14	16	2	11	1.0	10.0	5	0	0	0	0	1	0	1	0	0	0	0	0	0	0	0	0	0
2021	Jaguars	16	8	46	26	20	2	13	1.0	12.0	2	0	0	0	0	2	0	1	0	0	0	0	0	0	0	0	0	
2022	Jaguars	17	14	56	27	29	5	10	2.5	7.0	6	0	0	0	1	1	1	0	0	0	0	0	0	0	0	0	0	
2023	Jaguars	8	2	12	7	5	1	4	0.0	0.0	0	0	0	0	0	0	0	0	0	0	0	0	0	0	0	0	0	
2024	Jaguars	17	14	62	34	28	5	11	0.0	0.0	2	0	0	0	0	0	0	0	0	0	0	0	0	0	0	0	0	
2025	Jaguars	3	3	4	2	2	0	0	0.0	0.0	1	0	0	0	0	0	0	0	0	0	0	0	0	0	0	0	0	
NFL TOTALS		72	47	210	110	100	15	49	4.5	29.0	16	0	0	0	0	4	1	3	0	0	0	0	0	0	0	0	0	

DAVON HAMILTON'S NFL POSTSEASON DEFENSIVE STATISTICS

DATE	TEAM	GP	TACKLES							INTERCEPTIONS						O. FUMB				ST				MISC			
			GS	TK	S	A	TFL	YDS	SK	YDS	QBH	NO	YDS	LG	TD	PD	FF	FR	TD	YDS	TK	S	A	FF	FR	S	A
2022	Jaguars	2	2	8	3	5	1	3	0.0	0.0	1	0	0	0	0	2	0	0	0	0	0	0	0	0	0	0	0
NFL TOTALS		2	2	8	3	5	1	3	0.0	0.0	1	0	0	0	0	2	0	0	0	0	0	0	0	0	0	0	0

SINGLE-GAME HIGHS: DEFENSIVE

Total Tackles	8 at Indianapolis Colts, Jan 05, 2025 8 at Los Angeles Chargers, Oct 25, 2020	Forced Fumbles	1 vs. Baltimore Ravens, Nov 27, 2022
Solo Tackles	5 at Indianapolis Colts, Jan 05, 2025 4 vs. Minnesota Vikings, Nov 10, 2024 ...4 more at 4.	Fumble Recoveries	1 vs. Indianapolis Colts, Jan 09, 2022 1 vs. Houston Texans, Nov 08, 2020
Sacks	1.0 at New York Jets, Dec 22, 2022 1.0 vs. Baltimore Ravens, Nov 27, 2022 ...2 more at 1.0.	Tackles For Loss	1 vs. Houston Texans, Dec 01, 2024 1 vs. New England Patriots, Oct 20, 2024 ...12 more at 1.
Passes Defensed	1 vs. Dallas Cowboys, Dec 18, 2022 1 vs. Houston Texans, Dec 19, 2021 ...2 more at 1.		

SINGLE-GAME HIGHS - POSTSEASON: DEFENSIVE

Total Tackles	5 at Kansas City Chiefs, Jan 21, 2023 3 vs. Los Angeles Chargers, Jan 14, 2023	Passes Defensed	1 vs. Los Angeles Chargers, Jan 14, 2023
Solo Tackles	3 at Kansas City Chiefs, Jan 21, 2023	Tackles For Loss	1 at Kansas City Chiefs, Jan 21, 2023

2025 GAME-BY-GAME REGULAR-SEASON STATISTICS (JAGUARS)

DATE	OPPONENT	P/S	TACKLES							INTERCEPTIONS						O. FUMB				ST				MISC				
			TK	S	A	SK	YDS	TFL	YDS	QBH	NO	YDS	LG	TD	PD	FF	FR	TD	YDS	TK	S	A	FF	FR	S	A	W/L	SCORE
09/07	Panthers	S	0	0	0	0.0	0.0	0	0	0	0	0	0	0	0	0	0	0	0	0	0	0	0	0	0	0	W	26-10
09/14	at Bengals	S	4	2	2	0.0	0.0	0	0	0	0	0	0	0	0	0	0	0	0	0	0	0	0	0	0	L	27-31	
09/21	Texans	S	0	0	0	0.0	0.0	0	0	1	0	0	0	0	0	0	0	0	0	0	0	0	0	0	0	W	17-10	
2025 TOTALS		3-3	4	2	2	0.0	0.0	0	0	1	0	0	0	0	0	0	0	0	0	0	0	0	0	0	0	2-1		



2024 GAME-BY-GAME REGULAR-SEASON STATISTICS (JAGUARS)

DATE	OPPONENT	P/S	TACKLES								INTERCEPTIONS					O. FUMB				ST				MISC		SCORE		
			TK	S	A	SK	YDS	TFL	YDS	QBH	NO	YDS	LG	TD	PD	FF	FR	TD	YDS	TK	S	A	FF	FR	S		A	W/L
09/08	at Dolphins	S	1	1	0	0.0	0.0	1	1	0	0	0	0	0	0	0	0	0	0	0	0	0	0	0	0	0	L	17-20
09/15	Browns	P	2	2	0	0.0	0.0	0	0	1	0	0	0	0	0	0	0	0	0	0	0	0	0	0	0	L	13-18	
09/23	at Bills	P	0	0	0	0.0	0.0	0	0	0	0	0	0	0	0	0	0	0	0	0	0	0	0	0	0	L	10-47	
09/29	at Texans	P	2	1	1	0.0	0.0	0	0	0	0	0	0	0	0	0	0	0	0	0	0	0	0	0	0	L	20-24	
10/06	Colts	S	2	1	1	0.0	0.0	0	0	0	0	0	0	0	0	0	0	0	0	0	0	0	0	0	0	W	37-34	
10/13	at Bears	S	2	2	0	0.0	0.0	1	2	0	0	0	0	0	0	0	0	0	0	0	0	0	0	0	0	L	16-35	
10/20	Patriots	S	5	1	4	0.0	0.0	1	4	0	0	0	0	0	0	0	0	0	0	0	0	0	0	0	0	W	32-16	
10/27	Packers	S	7	3	4	0.0	0.0	0	0	0	0	0	0	0	0	0	0	0	0	0	0	0	0	0	0	L	27-30	
11/03	at Eagles	S	4	1	3	0.0	0.0	0	0	0	0	0	0	0	0	0	0	0	0	0	0	0	0	0	0	L	23-28	
11/10	Vikings	S	7	4	3	0.0	0.0	0	0	0	0	0	0	0	0	0	0	0	0	0	0	0	0	0	0	L	7-12	
11/17	at Lions	S	3	2	1	0.0	0.0	0	0	0	0	0	0	0	0	0	0	0	0	0	0	0	0	0	0	L	6-52	
12/01	Texans	S	5	3	2	0.0	0.0	1	2	0	0	0	0	0	0	0	0	0	0	0	0	0	0	0	0	L	20-23	
12/08	at Titans	S	5	2	3	0.0	0.0	1	2	0	0	0	0	0	0	0	0	0	0	0	0	0	0	0	0	W	10-6	
12/15	Jets	S	3	3	0	0.0	0.0	0	0	1	0	0	0	0	0	0	0	0	0	0	0	0	0	0	0	L	25-32	
12/22	at Raiders	S	5	3	2	0.0	0.0	0	0	0	0	0	0	0	0	0	0	0	0	0	0	0	0	0	0	L	14-19	
12/29	Titans	S	1	0	1	0.0	0.0	0	0	0	0	0	0	0	0	0	0	0	0	0	0	0	0	0	0	W	20-13	
01/05	at Colts	S	8	5	3	0.0	0.0	0	0	0	0	0	0	0	0	0	0	0	0	0	0	0	0	0	0	L	23-26+	
2024 TOTALS			17-14	62	34	28	0.0	0.0	5	11	2	0	0	0	0	0	0	0	0	0	0	0	0	0	0	0	4-13	

+ - Overtime





ANTON HARRISON | 77

POSITION: OFFENSIVE LINEMAN
HT: 6-4 | **WT:** 315 | **DOB:** 2-2-2002
COLLEGE: OKLAHOMA
HOMETOWN: WASHINGTON, D.C.
ACQ: D1-'23
EXP: 3rd YEAR

Ayee_Tonn
 ayeetonn

KEY TRANSACTIONS

- Originally drafted by Jacksonville in the first round (27th overall) of the 2023 draft

PRO

2025 (Jaguars)

- 9/21 vs. HOU:** Started at right tackle and played all 70 offensive snaps
- 9/14 at CIN:** Started at right tackle and played all 71 offensive snaps
- 9/7 vs. CAR:** Started at right tackle and played 58 offensive snaps... Played on an offensive line that did not give up a sack of QB Trevor Lawrence and produced 200 rushing yards

2024 (Jaguars)

- Started all 16 games in which he appeared at right tackle
- 12/15 vs. NYJ:** Started at right tackle and played all 84 offensive snaps
- 10/20 vs. N.E.:** Started at right tackle and played all 61 offensive snaps... Part of an offensive line that allowed RB Tank Bigsby to rush for a career-high and season-high 118 yards and two touchdowns
- 10/6 vs. IND:** Started at right tackle and played all 58 offensive snaps... Part of an offensive line that did not allow a sack on QB Trevor Lawrence who threw for a career-high 371 yards

2023 (Jaguars)

- Started all 17 games at right tackle
- 12/10 at CLE:** Started at right tackle and played all 76 offensive snaps and three snaps on special teams
- 11/26 at HOU:** Started at right tackle and played all 76 offensive snaps and five snaps on special teams
- 10/8 at BUF:** Started at right tackle and played all 88 offensive snaps and three snaps on special teams

COLLEGE

- Played in 34 career games and made 24 starts in three seasons at Oklahoma
- 23 of his starts were at left tackle and one at right tackle
- Named to the All-Big 12 First Team by the league's coaches and AP in 2022
- In 2022, allowed just one sack and no QB hits in 447 pass-blocking plays

PERSONAL

- Was the No. 3 recruit in the Washington, D.C., area by Rivals, No. 4 by ESPN and No. 5 by 247Sports coming out of high school
- Was a dual athlete at Archbishop Carroll Catholic High School and was offered to play both basketball and football at the University of Maryland before deciding to commit to the University of Oklahoma
- Son of Andre Harrison and Crystal Wiley... Has two brothers, Donte Harrison and Mehki Moore
- Majored in human relations
- Passionate about his controversial food takes

ANTON HARRISON'S NFL REGULAR SEASON STATISTICS

DATE	TEAM	GP	GS
2023	Jaguars	17	17
2024	Jaguars	16	16
2025	Jaguars	3	3
NFL TOTALS		36	36

2025 GAME-BY-GAME REGULAR-SEASON STATISTICS (JAGUARS)

DATE	OPPONENT	P/S	W/L	SCORE
09/07	Panthers	S	W	26-10
09/14	at Bengals	S	L	27-31
09/21	Texans	S	W	17-10
2025 TOTALS		3-3	2-1	



2024 GAME-BY-GAME REGULAR-SEASON STATISTICS (JAGUARS)

DATE	OPPONENT	P/S		W/L	SCORE
09/08	at Dolphins	S		L	17-20
09/15	Browns	S		L	13-18
09/23	at Bills	S		L	10-47
09/29	at Texans	S		L	20-24
10/06	Colts	S		W	37-34
10/13	at Bears	S		L	16-35
10/20	Patriots	S		W	32-16
10/27	Packers	S		L	27-30
11/03	at Eagles	S		L	23-28
11/10	Vikings	S		L	7-12
11/17	at Lions	S		L	6-52
12/01	Texans	S		L	20-23
12/08	at Titans		ON INACTIVE LIST	W	10-6
12/15	Jets	S		L	25-32
12/22	at Raiders	S		L	14-19
12/29	Titans	S		W	20-13
01/05	at Colts	S		L	23-26+
2024 TOTALS		16-16			4-13

+ - Overtime





JOSH HINES-ALLEN | 41

POSITION: DEFENSIVE END
HT: 6-5 | WT: 255 | DOB: 7-13-1997
COLLEGE: KENTUCKY
HOMETOWN: MONTCLAIR, N.J.
ACQ: D1-'19
EXP: 7th YEAR

@JoshHinesAllen
 joshallen_41



KEY TRANSACTIONS

- Originally drafted by Jacksonville in the first round (seventh overall) in the 2019 draft
- Resigned with Jacksonville on 4/10/24

PRO

Career Highlights

- Hines-Allen's 53.5 career sacks rank second in franchise history, only 2.0 sacks behind DE Tony Bracken's franchise-most 55.0 sacks
- Hines-Allen's 128 career quarterback hits and six seasons with 10 or more quarterback hits are the most in franchise history
- One of six players (DE Myles Garrett, DE Trey Hendrickson, LB T.J. Watt, DE Danielle Hunter and DE Nick Bosa) since 2022 to have posted at least 33.0 sacks and seven forced fumbles
- Hines-Allen's 11 games with two or more sacks are the most in franchise history and are seventh most in the AFC since he entered the league in 2019

2025 (Jaguars)

- Named a captain for the 2025 season
- **9/21 vs. HOU:** Started at defensive end... Registered two tackles (one solo), 0.5 sack, three quarterback hits, and one pass defended
- **9/14 at CIN:** Started at defensive end... Recorded six tackles (four solo) and three QB hits, tied for the second highest single-game total of his career
- **9/7 vs. CAR:** Started at defensive end... Recorded one tackle for loss

2024 (Jaguars)

- Named a captain for the 2024 season
- Started all 16 games in which he appeared... Totaled 45 tackles (26 solo), 19 quarterback hits, 10 tackles for loss, 8.0 sacks, two passes defended, one forced fumble and one fumble recovery... Registered his fourth-consecutive season with over 7.0 sacks, tying DE Yannick Ngakoue for the longest streak of seasons with 7.0 or more sacks in franchise history
- **12/29 vs. TEN:** Recorded six tackles (three solo), two tackles for loss, two quarterback hits and 1.0 sack... Logged his fourth consecutive season with 10 or more tackles for loss, the longest such streak in franchise history
- **12/8 at TEN:** Amassed two solo tackles, two tackles for loss, one forced fumble, one quarterback hit and 1.0 sack... Registered his fifth consecutive game with at least a half-sack against Tennessee... His 32-game streak of one or more quarterback pressures was the second longest in franchise history behind only himself (34 from Week 1 of 2019 to Week 11 of 2021)
- **11/3 at PHI:** Posted four solo tackles, two tackles for loss, two quarterback hits and 2.0 sacks... Achieved 50.0 career sacks
- **10/6 vs. IND:** Amassed three solo tackles, one tackle for loss, one quarterback hit, 1.0 sack and one fumble recovery
- **9/15 vs. CLE:** Recorded four total tackles (three solo), a season-high four quarterback hits, one tackle for loss and 1.0 sack for a loss of five yards

2023 (Jaguars)

- Started all 17 games and finished the season with 66 tackles (43 solo), 33 quarterback hits, 17.5 sacks, 17 tackles for loss, two forced fumbles, one interception and one pass defended
- His 17.5 sacks were a single-season franchise record and tied for the second most in the NFL
- Surpassed DE Yannick Ngakoue for second place in franchise history with 45.0 sacks
- Became the second player since 1982 to record four games with at least 2.5 sacks within a season, joining Pro Football Hall of Famer Lawrence Taylor (four games in 1986)
- Voted to his second Pro Bowl
- **12/31 vs. CAR:** Started at outside linebacker and posted six total tackles (five solo), four passes defended and 3.0 sacks... Marked his third time recording at least 3.0 sacks in a single game, the most in franchise history
- **10/1 vs. ATL:** Recorded 3.0 sacks for the second time of the season... Posted one forced fumble... Set the record for most sacks by a Jaguars player in the first four games of a season in franchise history
- **9/10 at IND:** Posted 3.0 sacks, recording the second-most single-game sacks by a Jaguars player in Week 1... Set a single-game career high in sacks with 3.0... Recorded 10 total tackles (eight solo)

2022 (Jaguars)

- Voted a team captain for the 2022 season
- Started all 17 regular-season games and both postseason games... In the regular season, he posted 58 tackles (36 solo), 11 tackles for



loss, 7.0 sacks, four forced fumbles and two fumble recoveries, one leading to a 38-yard return for a touchdown... In the postseason, he started both games and posted 11 tackles (four solo), 1.0 sack and one tackle for loss

- **1/7 vs. TEN:** Started at outside linebacker and posted six tackles (four solo), including one tackle for loss, 1.0 sack, two QB hits, one forced fumble and one fumble recovery that was returned 38 yards for his first career touchdown... His 38-yard touchdown return was the Jaguars' longest fumble recovery for a touchdown since LB Telvin Smith returned a fumble for a 50-yard touchdown against the Steelers in the Divisional Round on 1/14/2018
- **9/25 at LAC:** Recorded a career-high eight QB pressures according to NextGen Stats, bringing his season total to 15
- **9/18 vs. IND:** Recorded 2.0 sacks, marking his second consecutive home game with at least 2.0 sacks... Forced a fumble for the second consecutive week, joining DE Yannick Ngakoue and DE Andre Branch as the only Jaguars to record two forced fumbles through the first two weeks of a season

2021 (Jaguars)

- Voted a team captain for the 2021 season
- **1/9 vs. IND:** Sacked QB Carson Wentz twice in the first half, marking the fourth multi-sack game of his career... Finished the game with four total tackles (three solo), including 2.0 sacks
- **11/7 vs. BUF:** Finished the game with a career-high eight tackles, including two tackles for loss and 1.0 sack... Recorded the first INT of his career, becoming the second defensive lineman in franchise history to post at least 1.0 sack, one INT and one fumble recovery in a single game (DE Tony Brackens) and the only player in the NFL over three seasons (2019-21) to accomplish the feat
- **9/12 at HOU:** Started at outside linebacker and recorded five total tackles, including 1.0 sack, and two QB hits... With his sack, Hines-Allen joined DE Yannick Ngakoue and DE Tony Brackens as the only players in franchise history to tally at least 14.0 sacks in their first 25 career games

2020 (Jaguars)

- Saw action in eight games, making seven starts and tallied 13 tackles (seven solo), 2.5 sacks, two tackles for loss and one pass defended before being placed on injured reserve on Nov. 24 with a knee injury
- Named team captain as voted on by his teammates
- **11/8 vs. HOU:** Started at defensive end and made four tackles, including a half-sack
- **9/24 vs. MIA:** Started at defensive end and tallied two solo tackles, including his first sack of the season

2019 (Jaguars)

- Appeared in all 16 games, making four starts, during his rookie campaign and amassed 44 tackles (31 solo), 11 tackles for loss, 10.5 sacks and two forced fumbles
- Became the seventh player in franchise history to compile double-digit sacks in a season... His 10.5 sacks recorded in 2019 led all NFL rookies and were the most by a rookie in franchise history
- Was one of five NFL players over the last 10 seasons to post at least 10.0 sacks and multiple forced fumbles in their rookie seasons
- Became the first rookie in Jaguars history to make the Pro Bowl
- **12/15 at OAK:** Saw action at defensive end and tallied three tackles (two solo), including 1.0 sack for his 10th of the season
- **10/27 vs. NYJ:** Saw action at defensive end, amassing 2.0 sacks, one tackle for loss and a forced fumble... Became the first Jaguars rookie since DE Yannick Ngakoue in 2016 to post at least 1.0 sack in four straight games
- **10/13 vs. N.O.:** Notched two tackles and 1.0 sack, becoming the third player in franchise history to post at least 4.0 sacks through six career games, joining DE Yannick Ngakoue and DT John Henderson

COLLEGE

- Did not miss a game during his four-year career with the Wildcats, playing in all 51 games with 35 starts
- Career totals include 220 tackles, 31.5 sacks, 11 forced fumbles, eight passes defended and two fumble recoveries
- Named SEC Defensive Player of the Year, earned consensus First-Team All American honors and was honored with the Bronco Nagurski Award, presented to the nation's top defensive player, as a senior in 2018
- Allen's 17.0 sacks in 2018 were the most by an SEC player in a single season since the NCAA started official sack records in 2000, finishing the season ranked second nationally in sacks (17.0), fourth in forced fumbles (five) and sixth in tackles for loss (21.5)

PERSONAL

- He and his wife, Kaitlyn, have two sons, Wesley and Julian, and one daughter, Vanessa
- Son of Kim Allen and Robert Allen
- Josh's sister, Myisha Hines-Allen, played collegiate basketball at Louisville and is currently a forward for the Dallas Wings
- Uncle, Gregory Hines, played college basketball at Hampton and went on to a 12-year pro career
- Majored in communications
- Changed his last name to Hines-Allen prior to the start of the 2024 season as a tribute to his maternal side of the family and the other relatives who have worn 'Hines' and 'Hines-Allen' on their jerseys



JOSH HINES-ALLEN'S NFL REGULAR SEASON DEFENSIVE STATISTICS

DATE	TEAM	GP	TACKLES								INTERCEPTIONS						O. FUMB				ST				MISC		
			GS	TK	S	A	TFL	YDS	SK	YDS	QBH	NO	YDS	LG	TD	PD	FF	FR	TD	YDS	TK	S	A	FF	FR	S	A
2019	Jaguars	16	4	44	31	13	11	77	10.5	74.0	23	0	0	0	0	2	0	0	0	0	0	0	0	0	0	0	0
2020	Jaguars	8	7	13	7	6	2	9	2.5	7.0	11	0	0	0	1	0	0	0	0	0	0	0	0	0	0	0	
2021	Jaguars	16	15	71	46	25	12	81	7.5	70.0	14	1	11	11	4	1	1	0	0	0	0	0	0	0	0	0	
2022	Jaguars	17	17	57	35	22	11	46	7.0	45.0	22	0	0	0	2	4	2	1	38	0	0	0	0	0	0	0	
2023	Jaguars	17	17	66	43	23	17	109	17.5	126.5	33	1	8	8	0	1	2	0	0	0	0	0	0	0	0	0	
2024	Jaguars	16	16	45	26	19	10	66	8.0	53.0	19	0	0	0	2	1	1	0	13	0	0	0	0	0	0	0	
2025	Jaguars	3	3	8	5	3	0	0	0.5	4.0	7	0	0	0	1	0	0	0	0	0	0	0	0	0	0	0	
NFL TOTALS		93	79	304	193	111	63	388	53.5	379.5	129	2	19	11	0	11	10	4	1	51	0	0	0	0	0	0	

JOSH HINES-ALLEN'S NFL POSTSEASON DEFENSIVE STATISTICS

DATE	TEAM	GP	TACKLES								INTERCEPTIONS						O. FUMB				ST				MISC	
			GS	TK	S	A	TFL	YDS	SK	YDS	QBH	NO	YDS	LG	TD	PD	FF	FR	TD	YDS	TK	S	A	FF	FR	S
2022	Jaguars	2	2	11	4	7	1	6	1.0	6.0	4	0	0	0	0	0	0	0	0	0	0	0	0	0	0	0
NFL TOTALS		2	2	11	4	7	1	6	1.0	6.0	4	0	0	0	0	0	0	0	0	0	0	0	0	0	0	0

SINGLE-GAME HIGHS: DEFENSIVE

Total Tackles	10 at Indianapolis Colts, Sep 10, 2023 10 vs. San Francisco 49ers, Nov 21, 2021	Fumble Recoveries	1 vs. Indianapolis Colts, Oct 06, 2024 1 vs. Tennessee Titans, Jan 07, 2023 ...2 more at 1.
Solo Tackles	8 vs. Buffalo Bills, Nov 07, 2021 7 at Indianapolis Colts, Sep 10, 2023	Tackles For Loss	4 at Seattle Seahawks, Oct 31, 2021 3 vs. Carolina Panthers, Dec 31, 2023 ...1 more at 3.
Sacks	3.0 vs. Carolina Panthers, Dec 31, 2023 3.0 vs. Atlanta Falcons, Oct 01, 2023 ...1 more at 3.0.	Interceptions	1 vs. Cincinnati Bengals, Dec 04, 2023 1 vs. Buffalo Bills, Nov 07, 2021
Passes Defensed	1 vs. Houston Texans, Sep 21, 2025 1 vs. Cleveland Browns, Sep 15, 2024 ...9 more at 1.	Interception Return Yards	11 vs. Buffalo Bills, Nov 07, 2021 8 vs. Cincinnati Bengals, Dec 04, 2023
Forced Fumbles	1 vs. Indianapolis Colts, Oct 15, 2023 1 vs. Atlanta Falcons, Oct 01, 2023 ...7 more at 1.	Longest Opp Fumble Return	37 vs. Tennessee Titans, Jan 07, 2023 13 vs. Indianapolis Colts, Oct 06, 2024

SINGLE-GAME HIGHS - POSTSEASON: DEFENSIVE

Total Tackles	8 vs. Los Angeles Chargers, Jan 14, 2023 3 at Kansas City Chiefs, Jan 21, 2023	Sacks	1.0 vs. Los Angeles Chargers, Jan 14, 2023
Solo Tackles	3 vs. Los Angeles Chargers, Jan 14, 2023	Tackles For Loss	1 vs. Los Angeles Chargers, Jan 14, 2023

2025 GAME-BY-GAME REGULAR-SEASON STATISTICS (JAGUARS)

DATE	OPPONENT	P/S	TACKLES								INTERCEPTIONS						O. FUMB				ST				MISC			
			TK	S	A	SK	YDS	TFL	YDS	QBH	NO	YDS	LG	TD	PD	FF	FR	TD	YDS	TK	S	A	FF	FR	S	A	W/L	SCORE
09/07	Panthers	S	0	0	0	0.0	0.0	0	0	1	0	0	0	0	0	0	0	0	0	0	0	0	0	0	0	0	W	26-10
09/14	at Bengals	S	6	4	2	0.0	0.0	0	0	3	0	0	0	0	0	0	0	0	0	0	0	0	0	0	0	L	27-31	
09/21	Texans	S	2	1	1	0.5	4.0	0	0	3	0	0	0	0	1	0	0	0	0	0	0	0	0	0	0	W	17-10	
2025 TOTALS		3-3	8	5	3	0.5	4.0	0	0	7	0	0	0	0	1	0	0	0	0	0	0	0	0	0	0	2-1		




2024 GAME-BY-GAME REGULAR-SEASON STATISTICS (JAGUARS)

DATE	OPPONENT	P/S	TACKLES									INTERCEPTIONS					O. FUMB				ST				MISC		SCORE		
			TK	S	A	SK	YDS	TFL	YDS	QBH	NO	YDS	LG	TD	PD	FF	FR	TD	YDS	TK	S	A	FF	FR	S	A		W/L	
09/08	at Dolphins	S	2	0	2	0.0	0.0	0	0	0	0	0	0	0	0	0	0	0	0	0	0	0	0	0	0	0	L	17-20	
09/15	Browns	S	4	3	1	1.0	5.0	1	5	4	0	0	0	0	1	0	0	0	0	0	0	0	0	0	0	L	13-18		
09/23	at Bills	S	3	1	2	0.0	0.0	0	0	0	0	0	0	0	0	0	0	0	0	0	0	0	0	0	0	L	10-47		
09/29	at Texans	S	3	2	1	0.0	0.0	0	0	2	0	0	0	0	0	0	0	0	0	0	0	0	0	0	0	L	20-24		
10/06	Colts	S	2	2	0	1.0	4.0	1	4	1	0	0	0	0	0	0	1	0	13	0	0	0	0	0	0	W	37-34		
10/13	at Bears	S	1	0	1	0.5	2.0	0	0	2	0	0	0	0	0	0	0	0	0	0	0	0	0	0	0	L	16-35		
10/20	Patriots	S	2	1	1	0.0	0.0	0	0	0	0	0	0	0	0	0	0	0	0	0	0	0	0	0	0	W	32-16		
10/27	Packers	S	4	1	3	0.5	0.0	0	0	1	0	0	0	0	0	0	0	0	0	0	0	0	0	0	0	L	27-30		
11/03	at Eagles	S	4	4	0	2.0	11.0	2	11	2	0	0	0	0	0	0	0	0	0	0	0	0	0	0	0	L	23-28		
11/10	Vikings	S	1	0	1	0.0	0.0	0	0	0	0	0	0	0	0	0	0	0	0	0	0	0	0	0	0	L	7-12		
11/17	at Lions	S	3	3	0	0.0	0.0	1	4	1	0	0	0	0	0	0	0	0	0	0	0	0	0	0	0	L	6-52		
12/01	Texans	S	4	3	1	1.0	11.0	1	11	1	0	0	0	0	0	0	0	0	0	0	0	0	0	0	0	L	20-23		
12/08	at Titans	S	2	2	0	1.0	13.0	2	19	1	0	0	0	0	0	1	0	0	0	0	0	0	0	0	0	W	10-6		
12/15	Jets	S	2	1	1	0.0	0.0	0	0	0	0	0	0	0	0	0	0	0	0	0	0	0	0	0	0	L	25-32		
12/22	at Raiders	S	2	0	2	0.0	0.0	0	0	2	0	0	0	0	0	0	0	0	0	0	0	0	0	0	0	L	14-19		
12/29	Titans	S	6	3	3	1.0	7.0	2	12	2	0	0	0	0	0	0	0	0	0	0	0	0	0	0	0	W	20-13		
01/05	at Colts																									L	23-26+		
ON INACTIVE LIST																													
2024 TOTALS			16-16	45	26	19	8.0	53.0	10	66	19	0	0	0	0	2	1	1	0	13	0	0	0	0	0	0	4-13		

+ - Overtime





TRAVIS HUNTER | 12

POSITION: WIDE RECEIVER/DEFENSIVE BACK

HT: 6-1 | WT: 185 | DOB: 5-18-2003

COLLEGE: COLORADO

HOMETOWN: SUWANEE, GA.

ACQ: D1-25

EXP: R

@travishunterjnr

@db3_tip

KEY TRANSACTIONS

- Originally drafted by Jacksonville in the first round (second overall) of the 2025 draft

PRO

2025 (Jaguars)

- 9/21 vs. HOU:** Played 35 offensive snaps at wide receiver, 41 defensive snaps at defensive back and three snaps on special teams... Recorded a career-long reception of 21 yards... Registered six tackles (four solo) to tie for second on the team
- 9/14 at CIN:** Played 42 offensive snaps at wide receiver and 39 defensive snaps at defensive back... Recorded three receptions for 22 yards... Registered two tackles and one pass defended
- 9/7 vs. CAR:** Started at wide receiver and saw action at defensive back... Played 42 snaps on offense and had six receptions for 33 yards... His six receptions were the most among all rookie WRs in Week 1... Recorded one total tackle on six defensive snaps... First player to have six receptions and a defensive tackle in a season opener since Deion Sanders in 1996 (nine, three)

COLLEGE

- Across two seasons with Colorado (2023-24) and one season at Jackson State (2022), Hunter posted 2,167 yards and 24 touchdowns on 171 receptions at wide receiver, and 87 tackles (63 solo), 26 passes defended, nine interceptions for 99 yards and a touchdown, three tackles for loss, one forced fumble and one fumble recovery at cornerback
- Tallied 2,625 snaps across 2023 and 2024, leading the FBS in snaps for both seasons
- Most decorated player in a season in college football history, receiving 2024 honors such as the Heisman Trophy, Bednarik Award, Walter Camp Award, Biletnikoff Award and Hornung Award
- Two-time First-Team All-American, earning consensus status in 2023 and unanimous status in 2024, and a two-time First-Team Academic All-American... Named the Big 12 Defensive Player of the Year and honorable mention Big 12 Offensive Player of the Year in 2024
- Produced 96 receptions for 1,258 yards and 15 touchdowns in his final season (2024), setting a school record in touchdown receptions while finishing second in receptions and third in receiving yards... Added 36 tackles (25 solo), four interceptions for 65 yards, 11 pass breakups, one forced fumble and a tackle for loss on defense

PERSONAL

- Attended Collins Hill High School (Suwanee, Ga.) from 2018-21, where he played varsity football and basketball... Helped Collins Hill to their first state championship during his senior season (2021)
- Ranked as the number one football recruit in the state of Georgia by ESPN, 247Sports and Rivals, and was named a first-team All-American and as Georgia Player of the Year by MaxPreps and the Atlanta Journal-Constitution his senior season
- Broke the Georgia state record for receiving touchdowns (48) and finished his four seasons at Collins Hill with 3,963 yards and 48 touchdowns on 272 receptions, and 158 yards and two touchdowns on 29 rushes on offense... Defensively, he finished with 116 tackles, 19 interceptions, 18 passes defended, four tackles for loss, three fumble recoveries, two forced fumbles and one quarterback hurry

TRAVIS HUNTER'S NFL REGULAR SEASON RUSHING/RECEIVING STATISTICS

DATE	TEAM	RECEIVING							RUSHING				
		GP	GS	NO.	YDS.	AVG.	LG	TD	NO.	YDS.	AVG.	LG	TD
2025	Jaguars	3	1	10	76	7.6	21	0	0	0	0.0	0	0
NFL TOTALS		3	1	10	76	7.6	21	0	0	0	0.0	0	0

TRAVIS HUNTER'S NFL REGULAR SEASON RETURN STATISTICS

DATE	TEAM	KICKOFF RETURNS					PUNT RETURNS					
		RET.	YDS.	AVG.	LG	TD	NO.	FC	YDS.	AVG.	LG	TD
2025	Jaguars	0	0	0.0	0	0	0	0	0	0.0	0	0
NFL TOTALS		0	0	0.0	0	0	0	0	0	0.0	0	0

TRAVIS HUNTER'S NFL REGULAR SEASON DEFENSIVE STATISTICS

DATE	TEAM	GP	GS	TACKLES							INTERCEPTIONS				O. FUMB			ST		MISC							
				TK	S	A	TFL	YDS	SK	YDS	QBH	NO	YDS	LG	TD	PD	FF	FR	TD	YDS	TK	S	A	FF	FR	S	A
2025	Jaguars	3	1	9	6	3	0	0	0.0	0.0	0	0	0	0	0	0	0	0	0	0	0	0	0	0	0	0	0
NFL TOTALS		3	1	9	6	3	0	0	0.0	0.0	0	0	0	0	0	0	1	0	0	0	0	0	0	0	0	0	0



SINGLE-GAME HIGHS: RECEIVING

Receptions 6 vs. Carolina Panthers, Sep 07, 2025
 3 at Cincinnati Bengals, Sep 14, 2025

Receiving Yards 33 vs. Carolina Panthers, Sep 07, 2025
 22 at Cincinnati Bengals, Sep 14, 2025

Receiving Average 7.3 at Cincinnati Bengals, Sep 14, 2025
 5.5 vs. Carolina Panthers, Sep 07, 2025

Longest Receptions 21 vs. Houston Texans, Sep 21, 2025
 10 vs. Carolina Panthers, Sep 07, 2025
 ...1 more at 10.

All-Purpose Yards 33 vs. Carolina Panthers, Sep 07, 2025
 22 at Cincinnati Bengals, Sep 14, 2025

Scrimmage Yards 33 vs. Carolina Panthers, Sep 07, 2025
 22 at Cincinnati Bengals, Sep 14, 2025

SINGLE-GAME HIGHS: DEFENSIVE

Total Tackles 6 vs. Houston Texans, Sep 21, 2025
 2 at Cincinnati Bengals, Sep 14, 2025

Solo Tackles 4 vs. Houston Texans, Sep 21, 2025
 2 at Cincinnati Bengals, Sep 14, 2025

2025 GAME-BY-GAME REGULAR-SEASON STATISTICS (JAGUARS)

DATE	OPPONENT	P/S	RECEIVING					RUSHING					W/L	SCORE	
			NO.	YDS.	AVG.	LG	TD	NO.	YDS.	AVG.	LG	TD			
09/07	Panthers	S	6	33	5.5	10	0	0	0	0.0	0	0	0	W	26-10
09/14	at Bengals	P	3	22	7.3	9	0	0	0	0.0	0	0	0	L	27-31
09/21	Texans	P	1	21	21.0	21	0	0	0	0.0	0	0	0	W	17-10
2025 TOTALS		3-1	10	76	7.6	21	0	0	0	0.0	0	0	0	2-1	

2025 GAME-BY-GAME REGULAR-SEASON STATISTICS (JAGUARS)

DATE	OPPONENT	P/S	TACKLES					INTERCEPTIONS					O. FUMB				ST				MISC			W/L	SCORE						
			TK	S	A	SK	YDS	TFL	YDS	QBH	NO	YDS	LG	TD	PD	FF	FR	TD	YDS	TK	S	A	FF			FR	S	A			
09/07	Panthers	S	1	0	1	0.0	0.0	0	0	0	0	0	0	0	0	0	0	0	0	0	0	0	0	0	0	0	0	0	0	W	26-10
09/14	at Bengals	P	2	2	0	0.0	0.0	0	0	0	0	0	0	0	1	0	0	0	0	0	0	0	0	0	0	0	0	0	L	27-31	
09/21	Texans	P	6	4	2	0.0	0.0	0	0	0	0	0	0	0	0	0	0	0	0	0	0	0	0	0	0	0	0	W	17-10		
2025 TOTALS		3-1	9	6	3	0.0	0.0	0	0	0	0	0	0	0	1	0	0	0	0	0	0	0	0	0	0	0	0	0	2-1		

TRAVIS HUNTER'S COLLEGE DEFENSIVE STATISTICS

DATE	TEAM	GP	GS	TACKLES					INTERCEPTIONS					O. FUMB				ST				MISC						
				TK	S	A	SK	YDS	TFL	YDS	QBH	NO	YDS	LG	TD	PD	FF	FR	TD	YDS	TK	S	A	FF	FR	S	A	
2022	Jackson St.	8	5	20	15	5	0.0	0.0	0.0	0	0	2	44	44	1	10	0	1	0	0	0	0	0	0	0	0	0	0
2023	Colorado	12	9	31	23	8	2.0	5.0	0.0	0	3	-10	0	0	5	0	0	0	0	0	0	0	0	0	0	0	0	
2024	Colorado	13	13	36	25	11	1.0	2.0	0.0	0	4	65	38	0	11	1	0	0	0	0	0	0	0	0	0	0	0	
TOTALS		33	27	87	63	24	3.0	7.0	0.0	0	9	99	44	1	26	1	1	0	0	0	0	0	0	0	0	0	0	

TRAVIS HUNTER'S COLLEGE RUSHING/RECEIVING STATISTICS

DATE	TEAM	GP	GS	RUSHING					RECEIVING				
				NO.	YDS.	AVG.	LG	TD	NO.	YDS.	AVG.	LG	TD
2022	Jackson St.	8	5	1	-10	-10.0	0	0	18	188	10.4	30	4
2023	Colorado	12	9	0	0	0.0	0	0	57	721	12.6	47	5
2024	Colorado	13	13	2	5	2.5	5	1	96	1,258	13.1	58	15
TOTALS		33	27	3	-5	-1.7	5	1	171	2,167	12.7	58	24

COLLEGE 2024 GAME-BY-GAME STATISTICS (COLORADO)

DATE	OPPONENT	P/S	TACKLES					INTERCEPTIONS					O. FUMB				ST				MISC			W/L	SCORE			
			TK	S	A	SK	YDS	TFL	YDS	QBH	NO	YDS	LG	TD	PD	FF	FR	TD	YDS	TK	S	A	FF			FR	S	A
08/29	North Dakota St.	S	3	3	0	0.0	0.0	0.0	0	0	0	0	0	0	0	0	0	0	0	0	0	0	0	0	0	0	W	31-26
09/07	at Nebraska	S	3	1	2	0.0	0.0	1.0	2.0	0	0	0	0	1	0	0	0	0	0	0	0	0	0	0	0	0	L	10-28
09/14	at Colorado St.	S	5	2	3	0.0	0.0	0.0	0.0	0	1	38	38	0	1	0	0	0	0	0	0	0	0	0	0	W	28-9	
09/21	Baylor	S	3	3	0	0.0	0.0	0.0	0.0	0	0	0	0	0	1	0	0	0	0	0	0	0	0	0	0	W	38-31+	
09/28	at UCF	S	2	2	0	0.0	0.0	0.0	0.0	0	1	0	0	0	1	0	0	0	0	0	0	0	0	0	0	W	48-21	
10/12	Kansas St.	S	2	1	1	0.0	0.0	0.0	0.0	0	0	0	0	0	0	0	0	0	0	0	0	0	0	0	0	L	28-31	
10/19	at Arizona	S	1	1	0	0.0	0.0	0.0	0.0	0	0	0	0	0	0	0	0	0	0	0	0	0	0	0	0	W	34-7	
10/26	Cincinnati	S	2	1	1	0.0	0.0	0.0	0.0	0	0	0	0	4	0	0	0	0	0	0	0	0	0	0	0	W	34-23	
11/09	at Texas Tech	S	0	0	0	0.0	0.0	0.0	0.0	0	0	0	0	0	0	0	0	0	0	0	0	0	0	0	0	W	41-27	
11/16	Utah	S	3	3	0	0.0	0.0	0.0	0.0	0	1	21	21	0	1	0	0	0	0	0	0	0	0	0	0	W	49-24	
11/23	at Kansas	S	7	3	4	0.0	0.0	0.0	0.0	0	0	0	0	0	1	0	0	0	0	0	0	0	0	0	0	L	21-37	
11/29	Oklahoma St.	S	1	1	0	0.0	0.0	0.0	0.0	0	1	6	6	0	2	0	0	0	0	0	0	0	0	0	0	W	52-0	
12/28	BYU	S	4	4	0	0.0	0.0	0.0	0.0	0	0	0	0	0	0	0	0	0	0	0	0	0	0	0	0	L	14-36	
2024 TOTALS		13-13	36	25	11	0.0	0.0	1.0	2.0	0	4	65	38	0	11	1	0	0	0	0	0	0	0	0	0	0	9-4	

+ - Overtime



COLLEGE 2024 GAME-BY-GAME STATISTICS (COLORADO)

DATE	OPPONENT	P/S	RUSHING					RECEIVING					W/L	SCORE
			NO.	YDS.	AVG.	LG	TD	NO.	YDS.	AVG.	LG	TD		
08/29	North Dakota St.	S	1	0	0.0	0	0	7	132	18.9	41	3	W	31-26
09/07	at Nebraska	S	0	0	0.0	0	0	10	110	11.0	28	0	L	10-28
09/14	at Colorado St.	S	0	0	0.0	0	0	13	100	7.7	21	2	W	28-9
09/21	Baylor	S	0	0	0.0	0	0	7	130	18.6	46	0	W	38-31+
09/28	at UCF	S	0	0	0.0	0	0	9	89	9.9	29	1	W	48-21
10/12	Kansas St.	S	0	0	0.0	0	0	3	26	8.7	14	0	L	28-31
10/19	at Arizona	S	0	0	0.0	0	0	2	17	8.5	14	0	W	34-7
10/26	Cincinnati	S	0	0	0.0	0	0	9	153	17.0	34	2	W	34-23
11/09	at Texas Tech	S	0	0	0.0	0	0	9	99	11.0	24	1	W	41-27
11/16	Utah	S	1	5	5.0	5	1	5	55	11.0	28	0	W	49-24
11/23	at Kansas	S	0	0	0.0	0	0	8	125	15.6	51	2	L	21-37
11/29	Oklahoma St.	S	0	0	0.0	0	0	10	116	11.6	31	3	W	52-0
12/28	BYU	S	0	0	0.0	0	0	4	106	26.5	58	1	L	14-36
2024 TOTALS		13-13	2	5	2.5	5	1	96	1,258	13.1	58	15	9-4	

+ - Overtime





ANTONIO JOHNSON | 26

POSITION: SAFETY
HT: 6-2 | **WT:** 198 | **DOB:** 10-29-2001
COLLEGE: TEXAS A&M
HOMETOWN: EAST ST. LOUIS, ILL.
ACQ: D5-'23
EXP: 3rd YEAR

Antonio_johns0n
 iamaj2x

KEY TRANSACTIONS

- Originally drafted by Jacksonville in the 5th round (160 overall) of the 2023 draft

PRO

2025 (Jaguars)

- 9/21 vs. HOU:** Saw action at safety and on special teams... Caught a game-ending interception with 27 seconds remaining and recorded three tackles (one solo)... Registered one tackle on special teams
- 9/14 at CIN:** Played 21 snaps on special teams... Recorded one tackle
- 9/7 vs. CAR:** Saw action on defense and special teams... Recorded one special teams tackle

2024 (Jaguars)

- Saw action in all 17 games and made eight starts... Recorded 72 tackles (54 solo), two passes defended and one tackle for loss... Posted one solo tackle on special teams
- 10/6 vs. IND:** Started at safety and recorded a career-high 11 tackles (eight solo)
- 9/29 at HOU:** Started at safety and recorded five tackles (all solo) and one pass defended
- 9/8 at MIA:** Started at safety and recorded nine tackles (five solo) and one tackle for loss

2023 (Jaguars)

- Appeared in 13 games with three starts as a rookie... Recorded 14 tackles (11 solo), three passes defended, two interceptions, one forced fumble and one quarterback hit... Added three tackles (two solo) on special teams
- 12/31 vs. CAR:** Started at safety and posted two solo tackles, one pass defended and one interception for a 27-yard gain... Was one of six rookies to record multiple interceptions over the season
- 12/10 at CLE:** Posted two total tackles (one solo), one forced fumble, 1.0 sack and one pass defended
- 10/29 at PIT:** Recorded his first career interception, which he returned for 23 yards

COLLEGE

- Played in 28 games, making 22 starts, in three years at Texas A&M
- Recorded 164 total tackles (97 solo), 14 tackles for loss and eight passes defended
- Was a member of the 2022 AP All-SEC First Team and 2021 PFF All-America First Team

PERSONAL

- Finished his senior season at East St. Louis High School in Illinois as an Army All-American
- Played on both sides of the ball in high school, recording 98 tackles and two interceptions on defense and 39 receptions for 830 yards and seven touchdowns on offense
- Has one dog named Rambo
- Favorite player growing up was Troy Polamalu

ANTONIO JOHNSON'S NFL REGULAR SEASON DEFENSIVE STATISTICS

DATE	TEAM	GP	GS	TACKLES							INTERCEPTIONS					O. FUMB				ST				MISC				
				TK	S	A	TFL	YDS	SK	YDS	QBH	NO	YDS	LG	TD	PD	FF	FR	TD	YDS	TK	S	A	FF	FR	S	A	
2023	Jaguars	13	3	14	11	3	0	0	1.0	4.0	1	2	50	27	0	3	1	0	0	0	0	3	2	1	0	0	0	0
2024	Jaguars	17	8	72	54	18	1	1	0.0	0.0	0	0	0	0	0	2	0	0	0	0	0	1	1	0	0	0	0	
2025	Jaguars	3	0	3	1	2	0	0	0.0	0.0	0	1	0	0	0	1	0	0	0	0	0	3	1	2	0	0	0	
NFL TOTALS		33	11	89	66	23	1	1	1.0	4.0	1	3	50	27	0	6	1	0	0	0	0	7	4	3	0	0	0	





AUSTIN JOHNSON | 99

POSITION: DEFENSIVE LINEMAN
HT: 6-4 | **WT:** 314 | **DOB:** 5-8-1994
COLLEGE: PENN STATE
HOMETOWN: GALLOWAY, N.J.
ACQ: FA-'25
EXP: 10th YEAR

 AJohn15
 ajohn_94

KEY TRANSACTIONS

- Originally drafted by Tennessee in the second round (43rd overall) of the 2016 draft
- Signed by the Giants on 3/26/20
- Re-signed with the Giants on 3/16/21
- Signed by the Chargers on 3/18/22
- Signed by the Bills on 3/28/24
- Signed by the Jaguars on 8/4/25

PRO

2025 (Jaguars)

- **9/21 vs. HOU:** Saw action on the defensive line and on special teams
- **9/14 at CIN:** Saw action on the defensive line and on special teams... Recorded one tackle
- **9/7 vs. CAR:** Saw action on the defensive line and on special teams... Recorded one pass defensed

2024 (Bills)

- Played in 15 games (one start), totaling 19 tackles (seven solo), 0.5 sacks, and one QB hit
- Saw action in three postseason games and registered seven tackles (three solo) and one tackle for loss
- **10/14 at NYJ:** Posted three tackles (one solo)
- **12/22 vs NE:** Had two tackles and spilt a sack of QB Drake Maye

2023 (Chargers)

- Played in 15 regular season games starting in all... Produced 41 tackles (22 solo), two tackles for loss, and one QB hit
- **12/14 at LV:** Recorded eight tackles (four solo)
- **12/23 at BUF:** Totaled five tackles (four solo) and one tackle for loss

2022 (Chargers)

- Started eight games until he was put on injured reserve to end the season... Recorded 22 tackles (16 solo), three tackles for loss, and one QB hit
- **10/23 vs SEA:** Had five tackles (three solo), two tackles for loss, two QB hits and a 10-yard sack of QB Geno Smith

2021 (Giants)

- Started all 17 regular season games... Totaled 72 tackles (31 solo), 3.5 sacks, six tackles for loss, and seven QB hits
- **09/12 vs. DEN:** Produced five tackles (two solo) and one sack
- **10/03 at NO:** Had six tackles (two solo)
- **11/28 at PHI:** Split a sack of QB Jalen Hurts for a loss of five yards and recorded four tackles

2020 (Giants)

- Saw action at defensive line in all 16 regular season games registering 18 tackles (eight solo), two tackles for loss, one sack, and one QB hit
- **10/04 at LA:** Sacked QB Jared Goff and recorded two solo tackles
- **12/20 vs. CLE:** Posted three tackles (two solo) and one tackle for loss

2019 (Titans)

- Appeared in all 16 regular season games starting in one... Had 23 tackles (11 solo), one tackle for loss, and two QB hits
- Saw action in three postseason games recording one solo tackle
- **09/08 at CLE:** Produced three tackles (two solo)
- **11/03 at CAR:** Saw action on the defensive line registering four tackles

2018 (Titans)

- Saw action in all 16 regular season games, starting nine... Totaled 22 tackles (13 solo), one tackle for loss, and one sack
- **10/07 at BUF:** Started at DT and recorded 4 solo tackles



- **11/11 at NE:** Registered three tackles (one solo)

2017 (Titans)

- Appeared in all 16 regular season games including three starts posting 23 tackles (14 solo), one tackle for loss, and one sack
- Played in two postseason contests and had four tackles (two solo)
- **12/03 at HOU:** Recorded a season-high five tackles (four solo)

2016 (Titans)

- Played in 10 games as a rookie and totaled 14 tackles (seven solo), one tackle for loss, one quarterback hit, and 0.5 sacks
- **12/18 at KC:** Registered two solo tackles and four total tackles
- **9/11 vs. MIN:** Made his NFL debut and produced one tackle

COLLEGE

- Played 38 games (28 starts) and totaled 154 tackles, 24 tackles for loss, 8.5 sacks, eight passes defended, four fumble recoveries, one forced fumble and one touchdown in four years (2012-15) at Penn State
- Started 26 consecutive games to end his collegiate career
- Named second-team third-team All-Big Ten in 2015 after totaling 78 tackles, the most by a Penn State defensive lineman since 2002

PERSONAL

- Attended St. Augustine Prep in (Richland, N.J.) where he was a two-time team captain and earned all-state honors in 2011
- Also lettered in basketball at St. Augustine Prep
- Wife, Danika, is a former MVP of the Legends Football League and previously served as the general manager of the LFL's Nashville Knights... they have three children together
- Graduated from Penn State with a bachelor's degree in journalism

AUSTIN JOHNSON'S NFL REGULAR SEASON DEFENSIVE STATISTICS

DATE	TEAM	GP	GS	TACKLES								INTERCEPTIONS					O. FUMB				ST				MISC						
				TK	S	A	TFL	YDS	SK	YDS	QBH	NO	YDS	LG	TD	PD	FF	FR	TD	YDS	TK	S	A	FF	FR	S	A				
2016	Titans	10	0	14	7	7	1	5	0.5	3.0	1	0	0	0	0	1	0	0	0	0	0	0	0	0	0	0	0	0	0	0	0
2017	Titans	16	3	23	14	9	1	1	1.0	0.0	1	0	0	0	0	1	0	0	0	0	0	1	1	0	0	0	0	0	0	0	
2018	Titans	16	9	22	13	9	1	6	1.0	6.0	1	0	0	0	0	2	0	0	0	0	0	0	0	0	0	0	0	0	0	0	
2019	Titans	16	1	23	11	12	1	0	0.0	0.0	2	0	0	0	0	1	0	0	0	0	0	0	0	0	0	0	0	0	0	0	
2020	Giants	16	0	18	8	10	2	10	1.0	8.0	1	0	0	0	0	1	1	0	0	0	0	0	0	0	0	0	0	0	0	0	
2021	Giants	17	17	72	31	41	6	24	3.5	23.5	7	0	0	0	0	1	0	1	0	0	0	0	0	0	0	0	0	0	0	0	
2022	Chargers	8	8	22	16	6	3	11	1.0	10.0	3	0	0	0	0	1	0	0	0	0	0	0	0	0	0	0	0	0	0	0	
2023	Chargers	17	17	46	24	22	2	3	0.0	0.0	1	0	0	0	0	2	1	1	0	0	0	0	0	0	0	0	0	0	0	0	
2024	Bills	15	1	19	7	12	0	0	0.5	0.0	1	2	9	5	0	2	0	0	0	0	0	0	0	0	0	0	0	0	0	0	
2025	Jaguars	3	0	1	0	1	0	0	0.0	0.0	0	0	0	0	0	1	0	0	0	0	0	0	0	0	0	0	0	0	0	0	
NFL TOTALS		134	56	260	131	129	17	60	8.5	50.5	18	2	9	5	0	13	2	2	0	0	0	1	1	0	0	0	0	0	0	0	


AUSTIN JOHNSON'S NFL POSTSEASON DEFENSIVE STATISTICS

DATE	TEAM	GP	GS	TACKLES								INTERCEPTIONS					O. FUMB				ST				MISC					
				TK	S	A	TFL	YDS	SK	YDS	QBH	NO	YDS	LG	TD	PD	FF	FR	TD	YDS	TK	S	A	FF	FR	S	A			
2017	Titans	2	1	4	2	2	1	0	0.0	0.0	0	0	0	0	0	1	0	0	0	0	0	0	0	0	0	0	0	0	0	0
2019	Titans	3	0	1	1	0	0	0	0.0	0.0	0	0	0	0	0	0	0	0	0	0	0	0	0	0	0	0	0	0	0	0
2022	Chargers	0	0	0	0	0	0	0	0.0	0.0	0	0	0	0	0	0	0	0	0	0	0	0	0	0	0	0	0	0	0	0
2024	Bills	3	0	7	3	4	1	1	0.0	0.0	0	0	0	0	0	0	0	0	0	0	0	0	0	0	0	0	0	0	0	0
NFL TOTALS		8	1	12	6	6	2	1	0.0	0.0	0	0	0	0	0	1	0	0	0	0	0	0	0	0	0	0	0	0	0	0

SINGLE-GAME HIGHS: DEFENSIVE

Total Tackles	8 at Las Vegas Raiders, Dec 14, 2023 6 at Los Angeles Chargers, Dec 12, 2021 ...2 more at 6.	Fumble Recoveries	1 vs. Dallas Cowboys, Dec 19, 2021
Solo Tackles	4 vs. Buffalo Bills, Dec 23, 2023 4 at Las Vegas Raiders, Dec 14, 2023 ...3 more at 4.	Tackles For Loss	2 vs. Seattle Seahawks, Oct 23, 2022 2 at Dallas Cowboys, Oct 10, 2021
Sacks	1.0 vs. Seattle Seahawks, Oct 23, 2022 1.0 at Dallas Cowboys, Oct 10, 2021 ...5 more at 1.0.	Interception Return Yards	5 at Seattle Seahawks, Oct 27, 2024 4 at Indianapolis Colts, Nov 10, 2024
Passes Defensed	1 at Tampa Bay Buccaneers, Nov 22, 2021 1 at Philadelphia Eagles, Oct 22, 2020 ...5 more at 1.	Special Teams Tackles	1 vs. Houston Texans, Dec 03, 2017
Forced Fumbles	1 at Los Angeles Rams, Oct 04, 2020		





JARRIAN JONES | 22

POSITION: CORNERBACK
HT: 5-11 | **WT:** 190 | **DOB:** 5-8-2001
COLLEGE: FLORIDA STATE
HOMETOWN: MAGEE, MISS.
ACQ: D3-'24
EXP: 2nd YEAR

@JarrianJones
 @iamjarrianjones

KEY TRANSACTIONS

- Originally drafted by Jacksonville in the third round (96th overall) in the 2024 draft

PRO

2025 (Jaguars)

- 9/21 vs. HOU:** Saw action at cornerback and on special teams
- 9/14 at CIN:** Started at cornerback and saw action on special teams... Recorded two tackles and one pass defended
- 9/7 vs. CAR:** Recorded three tackles on defense and one on special teams

2024 (Jaguars)

- Selected to the Pro Football Focus All-Rookie Team
- Appeared in 17 games and made four starts as a rookie... Posted 40 tackles (30 solo), eight passes defended, 2.0 sacks, two quarterback hits, one interception and one tackle for loss
- 1/5 at IND:** Recorded three tackles (two solo), one quarterback hit, 1.0 sack and one pass defended... Became the only rookie defensive back in the NFL to have registered at least 2.0 sacks
- 12/15 vs. NYJ:** Started at cornerback and recorded two solo tackles and two passes defended... Became one of three rookie defensive backs in the league to notch two passes defended in back-to-back games
- 12/8 at TEN:** Recorded five tackles (two solo), two passes defended and 1.0 sack, all career-highs... His sack marked the first of his career
- 10/27 vs. G.B.:** Started at cornerback and recorded one tackle, one pass defended and one interception... His interception was the first of his career

COLLEGE

- Appeared in 55 games with 29 starts and recorded 96 tackles, 12 passes defended, five interceptions, 5.5 tackles for loss, two fumble recoveries and 1.0 sack at Florida State
- During his senior season (2023), he was named Honorable Mention All-ACC and was awarded the Bobby Bowden Leadership Award
- First player in FSU history with 1.0 sack, one tackle for loss, one forced fumble, one fumble recovery and one interception in a single game
- Spent the 2019 season at Mississippi State before transferring to Florida State

PERSONAL

- Son of Rhonda Jones and Andrew Jones
- Attended Northwest Rankin High School in Flowood, Miss.
- Rated as a four-star prospect and No. 13 in Mississippi by 247Sports and ESPN

JARRIAN JONES' NFL REGULAR SEASON DEFENSIVE STATISTICS

DATE	TEAM	GP	TACKLES							INTERCEPTIONS							O. FUMB				ST				MISC			
			GS	TK	S	A	TFL	YDS	SK	YDS	QBH	NO	YDS	LG	TD	PD	FF	FR	TD	YDS	TK	S	A	FF	FR	S	A	
2024	Jaguars	17	4	40	30	10	1	9	2.0	9.0	2	1	0	0	0	8	0	0	0	0	0	0	0	0	0	0	0	0
2025	Jaguars	3	1	5	5	0	0	0	0.0	0.0	0	0	0	0	1	0	0	0	0	0	1	1	0	0	0	0	0	
NFL TOTALS		20	5	45	35	10	1	9	2.0	9.0	2	1	0	0	0	9	0	0	0	0	0	1	1	0	0	0	0	

SINGLE-GAME HIGHS: DEFENSIVE

Total Tackles	5 vs. Tennessee Titans, Dec 29, 2024 5 at Tennessee Titans, Dec 08, 2024	Passes Defended	2 vs. New York Jets, Dec 15, 2024 2 at Tennessee Titans, Dec 08, 2024
Solo Tackles	4 vs. Tennessee Titans, Dec 29, 2024 4 at Las Vegas Raiders, Dec 22, 2024	Tackles For Loss	1 at Tennessee Titans, Dec 08, 2024
Sacks	1.0 at Indianapolis Colts, Jan 05, 2025 1.0 at Tennessee Titans, Dec 08, 2024		



2025 GAME-BY-GAME REGULAR-SEASON STATISTICS (JAGUARS)

DATE	OPPONENT	P/S	TACKLES							INTERCEPTIONS					O. FUMB				ST				MISC		SCORE				
			TK	S	A	SK	YDS	TFL	YDS	QBH	NO	YDS	LG	TD	PD	FF	FR	TD	YDS	TK	S	A	FF	FR		S	A	W/L	
09/07	Panthers	P	3	3	0	0.0	0.0	0	0	0	0	0	0	0	0	0	0	0	0	1	1	0	0	0	0	0	0	W	26-10
09/14	at Bengals	S	2	2	0	0.0	0.0	0	0	0	0	0	0	0	1	0	0	0	0	0	0	0	0	0	0	0	L	27-31	
09/21	Texans	P	0	0	0	0.0	0.0	0	0	0	0	0	0	0	0	0	0	0	0	0	0	0	0	0	0	0	W	17-10	
2025 TOTALS			3-1	5	5	0	0.0	0.0	0	0	0	0	0	0	1	0	0	0	0	1	1	0	0	0	0	0	2-1		

2024 GAME-BY-GAME REGULAR-SEASON STATISTICS (JAGUARS)

DATE	OPPONENT	P/S	TACKLES							INTERCEPTIONS					O. FUMB				ST				MISC		SCORE			
			TK	S	A	SK	YDS	TFL	YDS	QBH	NO	YDS	LG	TD	PD	FF	FR	TD	YDS	TK	S	A	FF	FR		S	A	W/L
09/08	at Dolphins	P	1	0	1	0.0	0.0	0	0	0	0	0	0	0	0	0	0	0	0	0	0	0	0	0	0	0	L	17-20
09/15	Browns	P	3	3	0	0.0	0.0	0	0	0	0	0	0	0	0	0	0	0	0	0	0	0	0	0	0	0	L	13-18
09/23	at Bills	P	2	2	0	0.0	0.0	0	0	0	0	0	0	0	0	0	0	0	0	0	0	0	0	0	0	0	L	10-47
09/29	at Texans	P	4	3	1	0.0	0.0	0	0	0	0	0	0	0	0	0	0	0	0	0	0	0	0	0	0	0	L	20-24
10/06	Colts	P	1	0	1	0.0	0.0	0	0	0	0	0	0	0	1	0	0	0	0	0	0	0	0	0	0	0	W	37-34
10/13	at Bears	P	0	0	0	0.0	0.0	0	0	0	0	0	0	0	0	0	0	0	0	0	0	0	0	0	0	0	L	16-35
10/20	Patriots	P	3	3	0	0.0	0.0	0	0	0	0	0	0	0	1	0	0	0	0	0	0	0	0	0	0	0	W	32-16
10/27	Packers	S	1	0	1	0.0	0.0	0	0	0	1	0	0	0	1	0	0	0	0	0	0	0	0	0	0	0	L	27-30
11/03	at Eagles	P	1	1	0	0.0	0.0	0	0	0	0	0	0	0	0	0	0	0	0	0	0	0	0	0	0	0	L	23-28
11/10	Vikings	P	2	2	0	0.0	0.0	0	0	0	0	0	0	0	0	0	0	0	0	0	0	0	0	0	0	0	L	7-12
11/17	at Lions	P	3	2	1	0.0	0.0	0	0	0	0	0	0	0	0	0	0	0	0	0	0	0	0	0	0	0	L	6-52
12/01	Texans	S	0	0	0	0.0	0.0	0	0	0	0	0	0	0	0	0	0	0	0	0	0	0	0	0	0	0	L	20-23
12/08	at Titans	P	5	2	3	1.0	9.0	1	9	1	0	0	0	0	2	0	0	0	0	0	0	0	0	0	0	0	W	10-6
12/15	Jets	S	2	2	0	0.0	0.0	0	0	0	0	0	0	0	2	0	0	0	0	0	0	0	0	0	0	0	L	25-32
12/22	at Raiders	P	4	4	0	0.0	0.0	0	0	0	0	0	0	0	0	0	0	0	0	0	0	0	0	0	0	0	L	14-19
12/29	Titans	P	5	4	1	0.0	0.0	0	0	0	0	0	0	0	0	0	0	0	0	0	0	0	0	0	0	0	W	20-13
01/05	at Colts	S	3	2	1	1.0	0.0	0	0	1	0	0	0	0	1	0	0	0	0	0	0	0	0	0	0	0	L	23-26+
2024 TOTALS			17-4	40	30	10	2.0	9.0	1	9	2	1	0	0	8	0	0	0	0	0	0	0	0	0	0	0	4-13	

+ - Overtime





JACK KISER | 54

POSITION: LINEBACKER
 HT: 6-2 | WT: 231 | DOB: 9-10-2000
 COLLEGE: NOTRE DAME
 HOMETOWN: ROYAL CENTER, IND.
 ACQ: D4-'25
 EXP: R

@JBKiser4
 @jbkiser4



KEY TRANSACTIONS

- Originally drafted by Jacksonville in the fourth round (107th overall) of the 2025 draft

PRO

2025 (Jaguars)

- 9/21 vs. HOU:** Saw action on special teams
- 9/14 at CIN:** Played 17 snaps on special teams
- 9/7 vs. CAR:** Saw action on special teams

COLLEGE

- Owens Notre Dame's school record in career games played (70)
- Career totals include 275 tackles, 16 tackles for loss, 11 passes defended, 6.0 sacks, six forced fumbles, four interceptions (including two pick-sixes) and a blocked kick
- Named a finalist for the William V. Campbell Trophy (the top college football player with the best combination of academics, leadership, and on-field performance), Wuerffel Trophy (the player who best combines exemplary community service with athletic and academic achievement) and Freddie Solomon Community Spirit Award in 2024
- Served as a team captain and led the Fighting Irish with 90 tackles en route to a National Championship appearance in his final season (2024)
- Finished third on the team with 62 tackles and tied for the team lead with 41 solo tackles in 2023 in addition to being named Notre Dame Special Teams Player of the Year

PERSONAL

- Attended Pioneer Junior-Senior High School (Royal Center, Ind.), where he played both quarterback and linebacker and won the 2018 Indiana Mr. Football Award
- Achieved a 3.82 undergraduate GPA, majoring in business analytics, and a 3.97 GPA to earn his master's degree in accountancy
- Led and participated in a number of community-facing initiatives during his time at Notre Dame, including twice serving as the player committee chairman for the program's Cleats For a Cause initiative; serving as the Fighting Irish Fight For Life football team lead for three years; and working with local low-income families to perform tax returns
- Grew up on a 500-acre farm in Indiana

JACK KISER'S NFL REGULAR SEASON DEFENSIVE STATISTICS

DATE	TEAM	GP	TACKLES							INTERCEPTIONS					O. FUMB				ST				MISC				
			GS	TK	S	A	TFL	YDS	SK	YDS	QBH	NO	YDS	LG	TD	PD	FF	FR	TD	YDS	TK	S	A	FF	FR	S	A
2025	Jaguars	3	0	0	0	0	0	0	0	0.0	0.0	0	0	0	0	0	0	0	0	0	0	0	0	0	0	0	0
NFL TOTALS		3	0	0	0	0	0	0	0.0	0.0	0	0	0	0	0	0	0	0	0	0	0	0	0	0	0	0	

2025 GAME-BY-GAME REGULAR-SEASON STATISTICS (JAGUARS)

DATE	OPPONENT	P/S	TACKLES							INTERCEPTIONS					O. FUMB				ST				SCORE					
			TK	S	A	SK	YDS	TFL	YDS	QBH	NO	YDS	LG	TD	PD	FF	FR	TD	YDS	TK	S	A		FF	FR	S	A	W/L
09/07	Panthers	P	0	0	0	0.0	0.0	0	0	0	0	0	0	0	0	0	0	0	0	0	0	0	0	0	0	0	W	26-10
09/14	at Bengals	P	0	0	0	0.0	0.0	0	0	0	0	0	0	0	0	0	0	0	0	0	0	0	0	0	0	L	27-31	
09/21	Texans	P	0	0	0	0.0	0.0	0	0	0	0	0	0	0	0	0	0	0	0	0	0	0	0	0	0	W	17-10	
2025 TOTALS		3-0	0	0	0	0.0	0.0	0	0	0	0	0	0	0	0	0	0	0	0	0	0	0	0	0	0	2-1		

JACK KISER'S COLLEGE DEFENSIVE STATISTICS

DATE	TEAM	GP	TACKLES							INTERCEPTIONS					O. FUMB				ST				MISC				
			GS	TK	S	A	TFL	YDS	SK	YDS	QBH	NO	YDS	LG	TD	PD	FF	FR	TD	YDS	TK	S	A	FF	FR	S	A
2019	Notre Dame	4	0	0	0	0	0.0	0.0	0.0	0.0	0	0	0	0	0	0	0	0	0	0	0	0	0	0	0	0	0
2020	Notre Dame	11	1	20	16	4	3.0	5.0	0.0	0.0	1	1	2	2	0	0	0	0	0	0	0	0	0	0	0	0	0
2021	Notre Dame	13	8	45	26	19	1.0	3.0	0.0	0.0	2	2	109	66	2	5	2	0	0	0	0	0	0	0	0	0	0
2022	Notre Dame	13	6	58	28	30	5.5	19.0	2.5	8.0	2	0	0	0	0	1	0	0	0	0	0	0	0	0	0	0	0
2023	Notre Dame	13	3	62	41	21	1.5	13.0	1.5	13.0	3	1	25	25	0	1	1	0	0	0	0	0	0	0	0	0	0
2024	Notre Dame	15	15	85	51	34	4.0	23.0	2.0	19.0	3	0	0	0	0	1	2	2	0	0	0	0	0	0	0	0	0
TOTALS		69	33	270	162	108	15.0	63.0	6.0	40.0	11	4	136	66	2	7	6	2	0	0	0	0	0	0	0	0	0



COLLEGE 2024 GAME-BY-GAME STATISTICS (NOTRE DAME)

DATE	OPPONENT	P/S	TACKLES								INTERCEPTIONS					O. FUMB				ST				MISC		W/L	SCORE	
			TK	S	A	SK	YDS	TFL	YDS	QBH	NO	YDS	LG	TD	PD	FF	FR	TD	YDS	TK	S	A	FF	FR	S			A
08/31	at Texas A&M	S	8	4	4	0.0	0.0	0.0	0.0	0	0	0	0	0	0	0	0	0	0	0	0	0	0	0	0	0	W	23-13
09/07	NIU	S	6	4	2	0.0	0.0	0.0	0.0	0	0	0	0	0	0	0	0	0	0	0	0	0	0	0	0	0	L	14-16
09/14	at Purdue	S	3	3	0	0.0	0.0	0.0	0.0	1	0	0	0	0	0	0	0	0	0	0	0	0	0	0	0	0	W	66-7
09/21	Miami (OH)	S	5	2	3	0.0	0.0	0.0	0.0	0	0	0	0	0	0	0	0	0	0	0	0	0	0	0	0	0	W	28-3
09/28	Louisville	S	3	3	0	0.0	0.0	0.0	0.0	0	0	0	0	0	0	0	0	0	0	0	0	0	0	0	0	0	W	31-24
10/12	Stanford	S	4	3	1	0.0	0.0	0.0	0.0	0	0	0	0	0	0	0	0	0	0	0	0	0	0	0	0	0	W	49-7
10/19	at Georgia Tech	S	5	2	3	0.0	0.0	0.0	0.0	0	0	0	0	0	0	1	0	0	0	0	0	0	0	0	0	0	W	31-13
10/26	at Navy	S	9	5	4	0.0	0.0	1.0	1.0	0	0	0	0	0	0	0	1	0	0	0	0	0	0	0	0	0	W	51-14
11/09	Florida St.	S	6	4	2	0.0	0.0	0.0	0.0	0	0	0	0	0	0	0	0	0	0	0	0	0	0	0	0	0	W	52-3
11/16	Virginia	S	3	2	1	1.0	9.0	1.0	9.0	0	0	0	0	0	1	0	0	0	0	0	0	0	0	0	0	0	W	35-14
11/23	Army West Point	S	4	2	2	0.0	0.0	1.0	3.0	0	0	0	0	0	0	0	1	0	0	0	0	0	0	0	0	0	W	49-14
11/30	at Southern California	S	8	3	5	0.0	0.0	0.0	0.0	2	0	0	0	0	0	0	0	0	0	0	0	0	0	0	0	0	W	49-35
12/20	Indiana	S	5	4	1	0.0	0.0	0.0	0.0	0	0	0	0	0	0	0	0	0	0	0	0	0	0	0	0	0	W	27-17
01/02	at Georgia	S	6	6	0	1.0	10.0	1.0	10.0	0	0	0	0	0	0	1	0	0	0	0	0	0	0	0	0	0	W	23-10
01/09	at Penn St.	S	10	4	6	0.0	0.0	0.0	0.0	0	0	0	0	0	0	0	0	0	0	0	0	0	0	0	0	0	W	27-24
2024 TOTALS			15-15	85	51	34	2.0	19.0	4.0	23.0	3	0	0	0	0	1	2	2	0	0	0	0	0	0	0	0	14-1	





RAYUAN LANE III | 25

POSITION: DEFENSIVE BACK

HT: 5-11 | WT: 197 | DOB: 7-21-2003

COLLEGE: NAVY

HOMETOWN: JESSUP, MD.

ACQ: D6-'25

EXP: R

@Rayuan18

@rayuanlanelll

KEY TRANSACTIONS

- Originally drafted by Jacksonville in the sixth round (200th overall) of the 2025 draft

PRO

2025 (Jaguars)

- 9/21 vs. HOU:** Recorded one tackle on special teams
- 9/14 at CIN:** Recorded one tackle on special teams
- 9/7 vs. CAR:** Recorded one tackle on special teams

COLLEGE

- Started 43 consecutive games dating back to his freshman year, ending his career with the longest active streak in the FBS by a safety
- Totaled 244 career tackles, 21 passes defended, eight tackles for loss, eight forced fumbles, seven interceptions (two pick-sixes), three fumble recoveries and 1.5 sacks
- Named All-AAC First-Team in 2024, finishing third on the team in tackles with 70, tied-first with four pass breakups and first with three forced fumbles... Added two interceptions, including one pick-six
- Earned 2023 Third-Team All-AAC honors after ranking third on the team in tackles (66), tied-first in interceptions (four) and first in pass breakups (eight) along with three tackles for loss, two forced fumbles, a fumble recovery and a half-sack

PERSONAL

- Graduated from the U.S. Naval Academy in May 2025 and was commissioned as a second lieutenant in the U.S. Marine Corps Reserves
- Attended Gilman School (Baltimore, Md.) where he was a three-sport athlete who earned letters in basketball (three), football (two) and track and field (three)
- Garnered 2019 All-MIAA honors in football
- Brother, Dejuan, plays safety at Penn State
- Majored in quantitative economics

RAYUAN LANE III'S NFL REGULAR SEASON DEFENSIVE STATISTICS

DATE	TEAM	GP	TACKLES							INTERCEPTIONS							O. FUMB				ST				MISC		
			GS	TK	S	A	TFL	YDS	SK	YDS	QBH	NO	YDS	LG	TD	PD	FF	FR	TD	YDS	TK	S	A	FF	FR	S	A
2025	Jaguars	3	0	0	0	0	0	0	0.0	0.0	0	0	0	0	0	0	0	0	0	0	3	2	1	0	0	0	0
NFL TOTALS		3	0	0	0	0	0	0	0.0	0.0	0	0	0	0	0	0	0	0	0	3	2	1	0	0	0	0	

SINGLE-GAME HIGHS: DEFENSIVE

Special Teams Tackles

- 1 vs. Houston Texans, Sep 21, 2025
- 1 at Cincinnati Bengals, Sep 14, 2025
- ...1 more at 1.

2025 GAME-BY-GAME REGULAR-SEASON STATISTICS (JAGUARS)

DATE	OPPONENT	P/S	TACKLES							INTERCEPTIONS							O. FUMB				ST				MISC				
			TK	S	A	SK	YDS	TFL	YDS	QBH	NO	YDS	LG	TD	PD	FF	FR	TD	YDS	TK	S	A	FF	FR	S	A	W/L	SCORE	
09/07	Panthers	P	0	0	0	0.0	0.0	0	0	0	0	0	0	0	0	0	0	0	0	0	0	0	0	0	0	0	0	W	26-10
09/14	at Bengals	P	0	0	0	0.0	0.0	0	0	0	0	0	0	0	0	0	0	0	0	0	0	0	0	0	0	0	L	27-31	
09/21	Texans	P	0	0	0	0.0	0.0	0	0	0	0	0	0	0	0	0	0	0	0	0	0	0	0	0	0	0	W	17-10	
2025 TOTALS		3-0	0	0	0	0.0	0.0	0	0	0	0	0	0	0	0	0	0	0	0	0	0	0	0	0	0	0	0	2-1	



RAYUAN LANE III'S COLLEGE DEFENSIVE STATISTICS

DATE TEAM	GP	GS	TK	S	A	TACKLES					INTERCEPTIONS					O. FUMB				ST				MISC					
						TFL	YDS	SK	YDS	QBH	NO	YDS	LG	TD	PD	FF	FR	TD	YDS	TK	S	A	FF	FR	S	A			
2021 Navy	12	6	37	23	14	2.0	3.0	0.0	0.0	0	1	0	0	0	4	1	0	0	0	0	0	0	0	0	0	0	0	0	0
2022 Navy	12	12	71	43	28	2.5	10.0	1.0	6.0	0	0	0	0	4	2	2	0	0	0	0	0	0	0	0	0	0	0	0	0
2023 Navy	12	12	66	41	25	3.0	8.0	0.5	2.0	1	4	122	97	1	8	2	1	0	0	0	0	0	0	0	0	0	0	0	0
2024 Navy	13	13	70	47	23	0.5	1.0	0.0	0.0	0	2	86	86	1	4	3	0	0	0	0	0	0	0	0	0	0	0	0	0
TOTALS	49	43	244	154	90	8.0	22.0	1.5	8.0	1	7	208	97	2	20	8	3	0	0	0	0	0	0	0	0	0	0	0	0

COLLEGE 2024 GAME-BY-GAME STATISTICS (NAVY)

DATE	OPPONENT	P/S	TACKLES					INTERCEPTIONS					O. FUMB				ST				MISC		W/L	SCORE				
			TK	S	A	SK	YDS	TFL	YDS	QBH	NO	YDS	LG	TD	PD	FF	FR	TD	YDS	TK	S	A			FF	FR	S	A
08/31	Bucknell	S	1	1	0	0.0	0.0	0.0	0	0	0	0	0	0	0	0	0	0	0	0	0	0	0	0	0	0	W	49-21
09/07	Temple	S	6	3	3	0.0	0.0	0.0	0	0	0	0	0	1	0	0	0	0	0	0	0	0	0	0	0	0	W	38-11
09/21	Memphis	S	5	3	2	0.0	0.0	0.0	0	1	86	86	1	0	0	0	0	0	0	0	0	0	0	0	0	W	56-44	
09/28	at UAB	S	12	7	5	0.0	0.0	0.5	1.0	0	0	0	0	1	2	0	0	0	0	0	0	0	0	0	0	W	41-18	
10/05	at Air Force	S	3	3	0	0.0	0.0	0.0	0	0	0	0	0	1	0	0	0	0	0	0	0	0	0	0	0	W	34-7	
10/19	Charlotte	S	9	7	2	0.0	0.0	0.0	0	1	0	0	0	0	1	0	0	0	0	0	0	0	0	0	0	W	51-17	
10/26	Notre Dame	S	6	0	6	0.0	0.0	0.0	0	0	0	0	0	0	0	0	0	0	0	0	0	0	0	0	0	L	14-51	
11/02	at Rice	S	3	3	0	0.0	0.0	0.0	0	0	0	0	0	0	0	0	0	0	0	0	0	0	0	0	0	L	10-24	
11/09	at South Fla.	S	3	3	0	0.0	0.0	0.0	0	0	0	0	0	0	0	0	0	0	0	0	0	0	0	0	0	W	28-7	
11/16	Tulane	S	4	3	1	0.0	0.0	0.0	0	0	0	0	0	0	0	0	0	0	0	0	0	0	0	0	0	L	0-35	
11/29	at East Carolina	S	9	9	0	0.0	0.0	0.0	0	0	0	0	0	0	0	0	0	0	0	0	0	0	0	0	0	W	34-20	
12/14	at Army West Point	S	5	2	3	0.0	0.0	0.0	0	0	0	0	0	1	0	0	0	0	0	0	0	0	0	0	0	W	31-13	
12/27	Oklahoma	S	4	3	1	0.0	0.0	0.0	0	0	0	0	0	0	0	0	0	0	0	0	0	0	0	0	0	W	21-20	
2024 TOTALS	13-13		70	47	23	0.0	0.0	0.5	1.0	0	2	86	86	1	4	3	0	0	0	0	0	0	0	0	0	0	10-3	





TREVOR LAWRENCE | 16

POSITION: QUARTERBACK
HT: 6-6 | **WT:** 220 | **DOB:** 10-6-1999
COLLEGE: CLEMSON
HOMETOWN: CARTERSVILLE, GA.
ACQ: D1-'21
EXP: 5th YEAR

@TrevorLawrencee
 @tlawrence16



KEY TRANSACTIONS

- Originally drafted first overall by Jacksonville in the 2021 draft
- Signed a contract extension with Jacksonville on 6/14/24

PRO

Career Highlights

- Lawrence ranks fourth in franchise history in passing yards (14,486), pass completions (1,351) and touchdown passes (73)... Lawrence's 63.3 completion percentage is the highest in franchise history (min. 200 attempts)... His 10 300-yard passing games rank third in franchise history
- Lawrence's 14 rushing touchdowns are tied for second-most in franchise history by a quarterback and are seventh-most in the NFL among quarterbacks since 2021
- Since 2021, Lawrence ranks fifth in completions (1,351) and passing yards (14,486) in the AFC
- Since 2022, Lawrence's 12 games with a 75-percent completion rate are tied for the third most in the NFL among quarterbacks
- One of four quarterbacks (Jared Goff, Geno Smith and Russell Wilson) to have an active streak of 50 or more games recording at least one 20-plus-yard completion (56)

2025 (Jaguars)

- Named a captain for the 2025 season
- **9/21 vs. HOU:** Completed 20-of-40 passes for 222 yards... Registered nine rushing yards to surpass 1,100 career rushing yards (1,108)
- **9/14 at CIN:** Completed 24-of-42 passes for 271 yards and three touchdowns... Surpassed 14,000 career passing yards becoming one of four quarterbacks in franchise history to achieve the feat (Mark Brunell, Blake Bortles and David Garrard)
- **9/7 vs. CAR:** Completed 19-of-31 passes for 178 yards and one touchdown... The touchdown pass marked the 70th in his career... His 19 completions gave him 1,307 career completions through 61 games joining QB Blake Bortles as the fastest players in franchise history to complete at least 1,300 passes

2024 (Jaguars)

- Named a captain for the 2024 season
- Started all 10 games in which he appeared before being placed on the Reserve/Injured list... Completed 172-of-284 passes for 2,045 yards and 11 touchdowns... Rushed 26 times for 119 yards and three touchdowns
- **11/3 at PHI:** Completed 16-of-31 passes for 169 yards and rushed for a career-high-tying two touchdowns
- **10/27 vs. G.B.:** Completed 21-of-32 passes for 308 yards and two touchdowns... His eight 20-plus-yard completions in a single game tied for the fourth most in the NFL in 2024
- **10/20 vs. N.E.:** Completed 15-of-20 passes for 193 yards and one touchdown in his sixth international start... Amassed 1,401 career passing yards in international games, ranking first in NFL history... Secured his fourth victory abroad, tied with QB Tom Brady for most international wins in NFL history
- **10/6 vs. IND:** Completed 28-of-34 passes for a career-high 371 yards and two touchdowns... His 85-yard touchdown pass to WR Brian Thomas Jr. was the longest completion of his career and the longest touchdown pass by a Jaguars quarterback since Blake Bortles in Week 16 of 2015

2023 (Jaguars)

- Voted a team captain for the 2023 season
- Started in all 16 games he appeared in... Recorded 370 completions on 564 pass attempts for 4,016 yards and 21 touchdowns... Became the second quarterback in franchise history to record at least 300 completions in three consecutive seasons, and the only quarterback in franchise history to start his career with three seasons of at least 300 completions
- Posted 70 rushing attempts for 339 rushing yards and four touchdowns... His 339 rushing yards finished third in the NFL among quarterbacks who threw for at least 4,000 yards
- **1/7 at TEN:** Completed 29-of-43 passes for 280 yards and two touchdowns... Rushed three times for 10 yards... Surpassed 4,000 passing yards for the second consecutive year
- **11/26 at HOU:** Completed 23 passes on 38 attempts for 364 yards with one touchdown and one rushing touchdown... Recorded the most passing yards in a single game against the Texans in franchise history, passing QB Chad Henne (354) in Week 11 of the 2012 season... Set the second-most single-game passing yards in his career
- **11/19 vs. TEN:** Completed 24 passes for 262 yards and two touchdowns... Rushed for 17 yards and two touchdowns on five attempts... Eclipsed 10,000 total career passing yards, becoming the third youngest player in NFL history to reach 10,000 passing yards... Marked the first time in franchise history a quarterback recorded two passing touchdowns and two rushing touchdowns in a single game... Named



AFC Offensive Player of the Week

- **10/29 at PIT:** Completed 24 passes for 292 yards and a touchdown... Recorded his eighth consecutive game with at least 20 completions, setting a single-season franchise record... Posted the most completions by a Jaguar through Week 8 in team history

2022 (Jaguars)

- Was voted a team captain for the 2022 season
- Was named to the 2023 Pro Bowl Games after the 2022 season
- Started all 17 regular-season games and both playoff games... In the regular season, he completed 387-of-584 passes for 4,113 yards and 25 touchdowns... His 4,113 passing yards ranked ninth across the league, and his 25 passing touchdowns ranked eighth
- Had 62 rushing attempts for 291 yards and five touchdowns
- In the postseason, he completed 52-of-86 passes for 505 yards and five touchdowns and rushed four times for 34 yards... Despite only playing in two postseason games, Lawrence's five passing touchdowns tied with Cowboys QB Dak Prescott for the second most in the postseason, only behind Chiefs QB Patrick Mahomes, who completed seven passing touchdowns
- **1/14 vs. LAC:** Completed 28-of-47 passes for 288 yards and four TDs in his first postseason contest... Lawrence's four TDs were the most thrown by any player in franchise history in a postseason game... Became the youngest player in postseason history to throw four touchdowns in one game
- **12/11 at TEN:** Lawrence completed 30-of-42 passes for a career-high 368 yards, three passing touchdowns, one rushing touchdown and a 121.9 rating... Lawrence surpassed 3,000 passing yards this season, becoming the first Jaguars QB to throw for at least 3,000 yards in each of the first two seasons of his career... Became the first player in franchise history with at least 300 passing yards, multiple passing touchdowns, and a rushing touchdown in a single game
- **11/27 vs. BAL:** Lawrence completed 29-of-37 passes for 321 yards and 3 TDs, including a TD to WR Marvin Jones Jr. with 14 seconds remaining and a completion to WR Zay Jones for the game-winning two-point conversion... Finished with a career-high 129.8 rating, marking the highest in franchise history among quarterbacks with 37 or more passing attempts... It marked his fourth career game-winning drive
- **11/6 vs. L.V.:** Completed 25-of-31 passes for 235 yards and one touchdown and a 109.0 QB rating... His 80.6 completion percentage was his third game over 80 percent, tying him with QB Mark Brunell and QB David Garrard for the most in franchise history... Rushed for a career-high 53 yards on six attempts

2021 (Jaguars)

- Voted a team captain for the 2021 season
- Finished his rookie season 359-of-602 for 3,641 passing yards and 12 touchdowns... Also compiled 334 rushing yards on 73 attempts and two touchdowns
- **1/9 vs. IND:** Completed 23-of-32 passes for 223 yards and two TDs for a career-high passer rating of 111.8... Completed his first 12 passes of the game and capped off Jacksonville's first drive with a two-yard TD pass to WR Laquon Treadwell
- **9/12 at HOU:** Finished his Jaguars and NFL debut 28-of-51 for 332 yards, 3 TDs and 3 INTs... Lawrence's 332 yards passing were the fourth-most by a rookie quarterback in their first start in NFL history... Lawrence was the only rookie in franchise history to throw for 300-plus yards and at least three TDs in a single game, and became the ninth player in NFL history to throw for 300-plus yards and three TDs in their first career start

COLLEGE

- Started 36 of 40 games in three years at Clemson (2018-20)
- His career 34-2 record as a starter is the third-best winning percentage by a starting quarterback with at least 30 career starts since Division I split in 1978
- Completed 758-of-1138 career passes (66.6 percent) for 10,098 yards with 90 touchdowns
- Became the first quarterback in Atlantic Coast Conference history to win three ACC Championship games and was only the sixth quarterback in ACC history to record at least 10,000 career passing yards
- One of only 19 players in Clemson history to be a three-time All-ACC Academic Team honoree
- Holds Clemson career records in career winning percentage (.944), pass efficiency rating (164.3), yards per passing attempt (8.87) and tied for the most wins against Top 25 opponents (nine)
- 2018 ACC Rookie of the Year, ACC Offensive Rookie of the Year, Second-Team All-ACC, AP ACC Newcomer of the Year and All-ACC Academic selection
- 2019 First-team All-ACC selection and second straight All-ACC Academic selection
- 2020 voted ACC Player of the Year, ACC Offensive Player of the Year and First-Team All-ACC honoree

PERSONAL

- He and his wife, Marissa, welcomed their daughter, Shae, in January of 2025
- Lawrence was the first No. 1 overall selection in Jaguars history
- One of 19 players in Clemson history to be a three-time All-ACC Academic Team honoree
- Started growing out his hair on a dare with three teammates during his freshman year of high school
- Has two dogs, Indi and Jones
- Favorite band is Queen



TREVOR LAWRENCE'S NFL REGULAR SEASON PASSING STATISTICS

DATE	TEAM	GP	GS	ATT.	CMP.	PCT.	YDS	AVG.	TD	INT.	LG	SK	LST	RATE
2021	Jaguars	17	17	602	359	59.6	3,641	6.0	12	17	58	32	238	71.9
2022	Jaguars	17	17	584	387	66.3	4,113	7.0	25	8	59t	27	184	95.2
2023	Jaguars	16	16	564	370	65.6	4,016	7.1	21	14	65t	35	224	88.5
2024	Jaguars	10	10	284	172	60.6	2,045	7.2	11	7	85t	18	140	85.2
2025	Jaguars	3	3	113	63	55.8	671	5.9	4	4	46	3	27	70.3
TOTALS		63	63	2,147	1,351	62.9	14,486	6.7	73	50	85T	115	813	84.3

TREVOR LAWRENCE'S NFL POSTSEASON PASSING STATISTICS

DATE	TEAM	GP	GS	ATT.	CMP.	PCT.	YDS	AVG.	TD	INT.	LG	SK	LST	RATE
2022	Jaguars	2	2	86	52	60.5	505	5.9	5	5	39t	4	27	72.1
TOTALS		2	2	86	52	60.5	505	5.9	5	5	39T	4	27	72.1

TREVOR LAWRENCE'S NFL REGULAR SEASON RUSHING STATISTICS

DATE	TEAM	NO.	YDS.	AVG.	LG	TD
2021	Jaguars	73	334	4.6	26	2
2022	Jaguars	62	291	4.7	24	5
2023	Jaguars	70	339	4.8	26	4
2024	Jaguars	26	119	4.6	33	3
2025	Jaguars	8	25	3.1	10	0
TOTALS		239	1,108	4.6	33	14

TREVOR LAWRENCE'S NFL POSTSEASON RUSHING STATISTICS

DATE	TEAM	NO.	YDS.	AVG.	LG	TD
2022	Jaguars	4	34	8.5	12	0
TOTALS		4	34	8.5	12	0

TREVOR LAWRENCE'S NFL REGULAR SEASON PASSING/RUSHING STATISTICS

DATE	TEAM	GP	GS	PASSING											RUSHING				
				ATT.	CMP.	PCT.	YDS	AVG.	TD	INT.	LG	SK	LST	RATE	NO.	YDS.	AVG.	LG	TD
2021	Jaguars	17	17	602	359	59.6	3,641	6.0	12	17	58	32	238	71.9	73	334	4.6	26	2
2022	Jaguars	17	17	584	387	66.3	4,113	7.0	25	8	59t	27	184	95.2	62	291	4.7	24	5
2023	Jaguars	16	16	564	370	65.6	4,016	7.1	21	14	65t	35	224	88.5	70	339	4.8	26	4
2024	Jaguars	10	10	284	172	60.6	2,045	7.2	11	7	85t	18	140	85.2	26	119	4.6	33	3
2025	Jaguars	3	3	113	63	55.8	671	5.9	4	4	46	3	27	70.3	8	25	3.1	10	0
TOTALS		63	63	2,147	1,351	62.9	14,486	6.7	73	50	85T	115	813	84.3	239	1,108	4.6	33	14

TREVOR LAWRENCE'S NFL POSTSEASON PASSING/RUSHING STATISTICS

DATE	TEAM	GP	GS	PASSING											RUSHING				
				ATT.	CMP.	PCT.	YDS	AVG.	TD	INT.	LG	SK	LST	RATE	NO.	YDS.	AVG.	LG	TD
2022	Jaguars	2	2	86	52	60.5	505	5.9	5	5	39t	4	27	72.1	4	34	8.5	12	0
TOTALS		2	2	86	52	60.5	505	5.9	5	5	39T	4	27	72.1	4	34	8.5	12	0

SINGLE-GAME HIGHS: QUARTERBACK

Pass Attempts 54 at Seattle Seahawks, Oct 31, 2021
51 at Houston Texans, Sep 12, 2021

Pass Completions 32 at Seattle Seahawks, Oct 31, 2021
30 at Tennessee Titans, Dec 11, 2022

Yards Passing 371 vs. Indianapolis Colts, Oct 06, 2024
368 at Tennessee Titans, Dec 11, 2022

TD Passes 4 vs. Dallas Cowboys, Dec 18, 2022
3 at Cincinnati Bengals, Sep 14, 2025
...5 more at 3.

Long Passes 85t vs. Indianapolis Colts, Oct 06, 2024
66 vs. Cleveland Browns, Sep 15, 2024

Completion Percentage 90.9 at Indianapolis Colts, Oct 16, 2022
83.3 vs. Indianapolis Colts, Sep 18, 2022

Passer Rating 129.8 vs. Baltimore Ravens, Nov 27, 2022
125.4 vs. Cincinnati Bengals, Dec 04, 2023

Rush Attempts 10 vs. Indianapolis Colts, Jan 09, 2022
8 at New Orleans Saints, Oct 19, 2023
...2 more at 8.

Rushing Yards 59 at New Orleans Saints, Oct 19, 2023
53 vs. Las Vegas Raiders, Nov 06, 2022

Rushing Average 7.4 at New Orleans Saints, Oct 19, 2023
7.3 at New York Jets, Dec 22, 2022

Longest Runs 33 vs. Cleveland Browns, Sep 15, 2024
26 at New Orleans Saints, Oct 19, 2023
...1 more at 26.

Rushing TDs 2 at Philadelphia Eagles, Nov 03, 2024
2 vs. Tennessee Titans, Nov 19, 2023
...1 more at 2.



SINGLE-GAME HIGHS - POSTSEASON: QUARTERBACK

Pass Attempts	47 vs. Los Angeles Chargers, Jan 14, 2023 39 at Kansas City Chiefs, Jan 21, 2023	Completion Percentage	61.5 at Kansas City Chiefs, Jan 21, 2023 59.6 vs. Los Angeles Chargers, Jan 14, 2023
Pass Completions	28 vs. Los Angeles Chargers, Jan 14, 2023 24 at Kansas City Chiefs, Jan 21, 2023	Passer Rating	74.4 at Kansas City Chiefs, Jan 21, 2023 70.2 vs. Los Angeles Chargers, Jan 14, 2023
Yards Passing	288 vs. Los Angeles Chargers, Jan 14, 2023 217 at Kansas City Chiefs, Jan 21, 2023	Rush Attempts	3 at Kansas City Chiefs, Jan 21, 2023 1 vs. Los Angeles Chargers, Jan 14, 2023
TD Passes	4 vs. Los Angeles Chargers, Jan 14, 2023 1 at Kansas City Chiefs, Jan 21, 2023	Rushing Yards	26 at Kansas City Chiefs, Jan 21, 2023 8 vs. Los Angeles Chargers, Jan 14, 2023
Long Passes	39t vs. Los Angeles Chargers, Jan 14, 2023 37 at Kansas City Chiefs, Jan 21, 2023	Longest Runs	12 at Kansas City Chiefs, Jan 21, 2023 11 at Kansas City Chiefs, Jan 21, 2023

300-YARD PASSING GAMES (10): REGULAR SEASON

DATE	TEAM	NO.	YDS.	AVG.	LG	TD
09/12/21	at Texans	28	332	11.9	41t	3
10/17/21	DOLPHINS	25	319	12.8	29	1
10/23/22	GIANTS	22	310	14.1	34	0
11/27/22	RAVENS	29	321	11.1	29	3
12/11/22	at Titans	30	368	12.3	25	3
12/18/22	COWBOYS	27	318	11.8	59t	4
10/08/23	at Bills	25	315	12.6	32	1
11/26/23	at Texans	23	364	15.8	57	1
10/06/24	COLTS	28	371	13.3	85t	2
10/27/24	PACKERS	21	308	14.7	33	2

2025 GAME-BY-GAME REGULAR-SEASON STATISTICS (JAGUARS)

DATE	OPPONENT	P/S	PASSING											RUSHING					SCORE
			ATT	CMP	YDS	PCT	Y/A	Y/C	TD	INT	LG	SK/YD	RATE	ATT	YDS	LG	TD	W/L	
09/07	Panthers	S	31	19	178	61.3	5.7	9.4	1	1	24	0/0	74.4	4	12	10	0	W	26-10
09/14	at Bengals	S	42	24	271	57.1	6.5	11.3	3	2	40	1/10	80.6	2	4	3	0	L	27-31
09/21	Texans	S	40	20	222	50.0	5.6	11.1	0	1	46	2/17	56.5	2	9	10	0	W	17-10
2025 TOTALS		3-3	113	63	671	55.8	5.9	10.7	4	4	46	3/27	70.3	8	25	10	0	2-1	

2024 GAME-BY-GAME REGULAR-SEASON STATISTICS (JAGUARS)

DATE	OPPONENT	P/S	PASSING											RUSHING					SCORE
			ATT	CMP	YDS	PCT	Y/A	Y/C	TD	INT	LG	SK/YD	RATE	ATT	YDS	LG	TD	W/L	
09/08	at Dolphins	S	21	12	162	57.1	7.7	13.5	1	0	30	3/23	97.7	1	8	8	0	L	17-20
09/15	Browns	S	30	14	220	46.7	7.3	15.7	0	0	66	4/24	71.5	2	45	33	0	L	13-18
09/23	at Bills	S	38	21	178	55.3	4.7	8.5	1	1	24	4/36	65.5	2	3	2	0	L	10-47
09/29	at Texans	S	33	18	169	54.5	5.1	9.4	2	0	32	1/14	89.1	3	5	6	0	L	20-24
10/06	Colts	S	34	28	371	82.4	10.9	13.3	2	1	85t	0/0	119.5	2	4	2	0	W	37-34
10/13	at Bears	S	35	23	234	65.7	6.7	10.2	2	1	24	3/20	91.8	4	17	10	0	L	16-35
10/20	Patriots	S	20	15	193	75.0	9.7	12.9	1	0	58	0/0	121.5	2	13	11	0	W	32-16
10/27	Packers	S	32	21	308	65.6	9.6	14.7	2	1	33	1/9	104.7	4	10	6t	1	L	27-30
11/03	at Eagles	S	31	16	169	51.6	5.5	10.6	0	2	24	2/14	40.9	5	8	4t	2	L	23-28
11/10	Vikings																	L	7-12
11/17	at Lions																	L	6-52
12/01	Texans	S	10	4	41	40.0	4.1	10.3	0	1	30	0/0	12.9	1	6	6	0	L	20-23
12/08	at Titans																	W	10-6
12/15	Jets																	L	25-32
12/22	at Raiders																	L	14-19
12/29	Titans																	W	20-13
01/05	at Colts																	L	23-26+
2024 TOTALS		10-10	284	172	2,045	60.6	7.2	11.9	11	7	85T	18/140	85.2	26	119	33	3	4-13	

+ - Overtime





JOURDAN LEWIS | 2

POSITION: CORNERBACK

HT: 5-10 | WT: 190 | DOB: 8-31-1995

COLLEGE: MICHIGAN

HOMETOWN: DETROIT, MICH.

ACQ: UFA (DAL)-'25

EXP:

@JourdanJD

@jourdanjd_

KEY TRANSACTIONS

- Originally drafted by Dallas in the third round (92nd overall) of the 2017 NFL Draft
- Re-signed with Dallas on 3/18/21
- Re-signed with Dallas on 3/14/24
- Signed with Jacksonville on 3/13/25

PRO

2025 (Jaguars)

- Named a captain for the 2025 season
- **9/21 vs. HOU:** Started at cornerback and played all 63 snaps on defense... Caught his second interception of the season to become the third Jaguar in the last 20 years with multiple interceptions within the first three games of a season... Added four tackles (all solo) including one for loss and two passes defended
- **9/14 at CIN:** Started at cornerback and played all 69 snaps on defense... Led the team with eight tackles (five solo)... Recorded two tackles for loss and one pass defended
- **9/7 vs. CAR:** Started at cornerback and played all 64 snaps on defense... Caught an interception and a recovered fumble, marking his first career game with two takeaways... Added five tackles (three solo), three passes defended and one quarterback hit

2024 (Cowboys)

- Started 13 of 16 games played and totaled a career-high 78 tackles (41 solo), eight passes defended, two tackles for loss, one interception, 1.0 sack, one forced fumble and one fumble recovery
- **12/22 vs. T.B.:** Posted a career-high-tying eight tackles, a season-high two passes defended and an interception
- **11/24 at WAS:** Forced a fumble to go with seven tackles, a quarterback pressure and a pass defended

2023 (Cowboys)

- Played 16 games (eight starts) and tallied 53 tackles (35 solo), five pass breakups, three forced fumbles, two fumble recoveries, two tackles for loss and an interception at nickel cornerback, earning the team's Ed Block Courage Award for returning from a foot injury suffered in 2022... Started one postseason contest
- **12/30 vs. DET:** Made his 50th career start and registered a season-high tying six stops, a season-high tying two pass breakups and an interception
- **10/8 at S.F.:** Notched two tackles, a pass breakup and a forced fumble that he recovered in the red zone, his first forced fumble and fumble recovery since 2021

2022 (Cowboys)

- Started four of six games played, recording 27 tackles (21 solo), a sack, one breakup and an interception before a foot injury ended his season
- **10/23 vs. DET:** Totaled four tackles and an interception
- **10/9 at LAR:** Collected four tackles and a sack, giving him 8.5 sacks in his career to rank fourth by a defensive back in Cowboys history

2021 (Cowboys)

- Started 13-of-16 games played and ranked sixth on the team with 59 tackles while catching a career-best three interceptions, tying his career-high with 11 breakups and adding 1.5 sacks and a tackle for loss... Appeared in one playoff game
- **12/19 at NYG:** Posted a career-high four passes defended and an interception, his third of the season
- **9/9 at T.B.:** Produced two tackles, an interception returned for a career-long 66 yards and a fumble recovery

2020 (Cowboys)

- Appeared in 15 games (13 starts)... Finished fifth on the defense with a then-career-high 60 tackles while tying for second with five tackles for loss and adding 2.0 sacks, two breakups and a fumble recovery
- **12/27 vs. PHI:** Produced a sack for the second consecutive week, along with five solo tackles
- **12/23 at CIN:** Registered a career-high-tying eight tackles and a fumble recovery
- **9/27 at SEA:** Posted a career-high two tackles for loss along with one stop

2019 (Cowboys)



- Started five of 16 games played... Tied for the team lead with two interceptions while posting the most sacks (4.0) by a Cowboys cornerback in franchise history to go with 48 tackles (38 solo), six breakups and a fumble recovery he returned 63 yards for his first career touchdown
- **12/15 vs. LAR:** Notched five tackles, a pass defended and his fourth sack of the season
- **11/28 vs. BUF:** Registered his first career multi-sack game (2.0), the first by a Cowboys defensive back since 2008
- **11/4 at NYG:** Returned a fumble 63 yards for his first career score

2018 (Cowboys)

- Played in 15 games with one start and tallied 16 tackles, two fumble recoveries, one interception and one pass defended... Played in two postseason contests
- **12/23 vs. T.B.:** Logged a career-high-tying eight tackles in the win to clinch the NFC East
- **11/29 vs. N.O.:** Preserved the win with an interception on the Saints' final possession
- **10/14 vs. JAX:** Recovered a fumble for the second consecutive game

2017 (Cowboys)

- Started seven of the 15 games he played in as a rookie and posted 50 tackles to go with two stops for losses, a team-high tying 11 pass breakups and an interception
- **9/25 at ARI:** Made his first career start and posted six tackles, one tackle for loss and a pass defended
- **9/17 at DEN:** Caught an interception in his NFL debut, along with three tackles and one pass defended

COLLEGE

- Played collegiately at Michigan (2013-16)
- Finished his senior year as First-Team All-America and First-Team All-Big Ten and a finalist for the Jim Thorpe Award, starting 10 games and recording 25 tackles, 3.5 tackles for loss, 13 pass breakups and two interceptions
- As a junior, started all 13 games at cornerback and registered 52 tackles, 3.5 tackles for loss, a single-season school-record 22 pass breakups, two interceptions and a sack
- Appeared in 12 games with seven starts as a sophomore and recorded 39 tackles, two interceptions and 1.5 tackles for loss
- Played in 13 games as a freshman and contributed on special teams, tallying 17 tackles and two pass breakups

PERSONAL

- Earned a degree in sociology at Michigan
- Attended Cass Technical High School in Detroit, Mich., where he helped lead his team to back-to-back Michigan Division 1 state titles as a junior and senior
- Selected to the U.S. Army All-American game after he tallied 751 receiving yards and six scores, along with 742 return yards with three touchdowns on special teams as a senior
- He and his wife, Arielle, were married in September 2020

JOURDAN LEWIS' NFL REGULAR SEASON DEFENSIVE STATISTICS

DATE	TEAM	GP	GS	TACKLES							INTERCEPTIONS							O. FUMB					ST				MISC			
				TK	S	A	TFL	YDS	SK	YDS	QBH	NO	YDS	LG	TD	PD	FF	FR	TD	YDS	TK	S	A	FF	FR	S	A			
2017	Cowboys	15	7	54	48	6	2	5	0.0	0.0	0	1	25	25	0	10	0	0	0	0	0	0	0	0	0	0	0	0	0	0
2018	Cowboys	15	1	12	10	2	0	0	0.0	0.0	0	1	7	7	0	1	0	2	0	14	0	0	0	0	0	0	0	0	0	
2019	Cowboys	16	5	49	37	12	4	33	4.0	33.0	4	2	20	20	0	6	0	1	1	63	2	1	1	0	0	0	0	0	0	
2020	Cowboys	15	13	59	40	19	7	17	2.0	9.0	1	0	0	0	0	2	0	1	0	0	0	0	0	0	0	0	0	0	0	
2021	Cowboys	16	13	61	47	14	1	3	1.5	4.5	3	3	88	66	0	11	1	2	0	10	0	0	0	0	0	0	0	0	0	
2022	Cowboys	6	4	26	17	9	0	0	1.0	0.0	0	1	0	0	0	1	0	0	0	0	0	0	0	0	0	0	0	0	0	
2023	Cowboys	16	8	52	36	16	2	4	0.0	0.0	0	1	0	0	0	5	3	2	0	0	0	0	0	0	0	0	0	0	0	
2024	Cowboys	16	13	71	39	32	3	13	1.0	10.0	2	1	0	0	0	8	1	1	0	0	0	0	0	0	0	0	0	0	0	
2025	Jaguars	3	3	17	11	6	3	3	0.0	0.0	1	2	6	6	0	6	0	1	0	0	0	0	0	0	0	0	0	0	0	0
NFL TOTALS		118	67	401	285	116	22	78	9.5	56.5	11	12	146	66	0	50	5	10	1	87	2	1	1	0	0	0	0	0	0	

JOURDAN LEWIS' NFL POSTSEASON DEFENSIVE STATISTICS

DATE	TEAM	GP	GS	TACKLES							INTERCEPTIONS							O. FUMB					ST				MISC			
				TK	S	A	TFL	YDS	SK	YDS	QBH	NO	YDS	LG	TD	PD	FF	FR	TD	YDS	TK	S	A	FF	FR	S	A			
2018	Cowboys	2	0	2	2	0	0	0	0.0	0.0	0	0	0	0	0	0	0	0	0	0	0	0	0	0	0	0	0	0	0	0
2021	Cowboys	1	0	2	1	1	0	0	0.0	0.0	0	0	0	0	0	0	0	0	0	0	0	0	0	0	0	0	0	0	0	0
2022	Cowboys	0	0	0	0	0	0	0	0.0	0.0	0	0	0	0	0	0	0	0	0	0	0	0	0	0	0	0	0	0	0	0
2023	Cowboys	1	1	0	0	0	0	0	0.0	0.0	0	0	0	0	0	0	0	0	0	0	0	0	0	0	0	0	0	0	0	0
NFL TOTALS		4	1	4	3	1	0	0	0.0	0.0	0	0	0	0	0	0	0	0	0	0	0	0	0	0	0	0	0	0	0	0



SINGLE-GAME HIGHS: DEFENSIVE

Total Tackles	8 at Cincinnati Bengals, Sep 14, 2025 8 vs. Tampa Bay Buccaneers, Dec 22, 2024 ...3 more at 8.	Tackles For Loss	2 at Cincinnati Bengals, Sep 14, 2025 2 at Seattle Seahawks, Sep 27, 2020
Solo Tackles	7 at New York Giants, Sep 26, 2022 7 vs. New York Giants, Oct 11, 2020 ...1 more at 7.	Interceptions	1 vs. Houston Texans, Sep 21, 2025 1 vs. Carolina Panthers, Sep 07, 2025 ...10 more at 1.
Sacks	2.0 vs. Buffalo Bills, Nov 28, 2019 1.0 at Carolina Panthers, Dec 15, 2024 ...6 more at 1.0.	Interception Return Yards	66 at Tampa Bay Buccaneers, Sep 09, 2021 25 at Denver Broncos, Sep 17, 2017
Passes Defensed	4 at New York Giants, Dec 19, 2021 3 vs. Carolina Panthers, Sep 07, 2025 ...3 more at 3.	Special Teams Tackles	1 at New York Jets, Oct 13, 2019 1 vs. Green Bay Packers, Oct 06, 2019 ...1 more at 1.
Forced Fumbles	1 at Washington Commanders, Nov 24, 2024 1 at Washington Commanders, Jan 07, 2024 ...3 more at 1.	Longest Opp Fumble Return	63 at New York Giants, Nov 04, 2019 14 at Houston Texans, Oct 07, 2018
Fumble Recoveries	1 vs. Carolina Panthers, Sep 07, 2025 1 at Pittsburgh Steelers, Oct 06, 2024 ...8 more at 1.		

SINGLE-GAME HIGHS - POSTSEASON: DEFENSIVE

Total Tackles	2 at Los Angeles Rams, Jan 12, 2019 1 vs. San Francisco 49ers, Jan 16, 2022	Solo Tackles	2 at Los Angeles Rams, Jan 12, 2019 1 vs. San Francisco 49ers, Jan 16, 2022
----------------------	--	---------------------	--

2025 GAME-BY-GAME REGULAR-SEASON STATISTICS (JAGUARS)

DATE	OPPONENT	P/S	TACKLES							INTERCEPTIONS					O. FUMB				ST				MISC				W/L	SCORE						
			TK	S	A	SK	YDS	TFL	YDS	QBH	NO	YDS	LG	TD	PD	FF	FR	TD	YDS	TK	S	A	FF	FR	S	A			S	A				
09/07	Panthers	S	5	3	2	0.0	0.0	0	0	1	1	0	0	0	3	0	1	0	0	0	0	0	0	0	0	0	0	0	0	0	0	0	W	26-10
09/14	at Bengals	S	8	5	3	0.0	0.0	2	2	0	0	0	0	0	1	0	0	0	0	0	0	0	0	0	0	0	0	0	0	0	0	L	27-31	
09/21	Texans	S	4	3	1	0.0	0.0	1	1	0	1	6	6	0	2	0	0	0	0	0	0	0	0	0	0	0	0	0	0	0	W	17-10		
2025 TOTALS		3-3	17	11	6	0.0	0.0	3	3	1	2	6	6	0	6	0	1	0	0	0	0	0	0	0	0	0	0	0	0	2-1				

2024 GAME-BY-GAME REGULAR-SEASON STATISTICS (COWBOYS)

DATE	OPPONENT	P/S	TACKLES							INTERCEPTIONS					O. FUMB				ST				MISC				W/L	SCORE																					
			TK	S	A	SK	YDS	TFL	YDS	QBH	NO	YDS	LG	TD	PD	FF	FR	TD	YDS	TK	S	A	FF	FR	S	A			S	A																			
09/08	at Browns	S	5	3	2	0.0	0.0	0	0	0	0	0	0	0	0	0	0	0	0	0	0	0	0	0	0	0	0	0	0	0	W	33-17																	
09/15	Saints	P	2	2	0	0.0	0.0	0	0	0	0	0	0	0	1	0	0	0	0	0	0	0	0	0	0	0	0	0	0	0	L	19-44																	
09/22	Ravens	S	2	0	2	0.0	0.0	0	0	0	0	0	0	0	0	0	0	0	0	0	0	0	0	0	0	0	0	0	0	0	L	25-28																	
09/26	at Giants	P	5	5	0	0.0	0.0	0	0	0	0	0	0	0	1	0	0	0	0	0	0	0	0	0	0	0	0	0	0	0	W	20-15																	
10/06	at Steelers	S	1	1	0	0.0	0.0	0	0	0	0	0	0	0	1	0	1	0	0	0	0	0	0	0	0	0	0	0	0	0	W	20-17																	
10/13	Lions	P	4	1	3	0.0	0.0	0	0	0	0	0	0	0	0	0	0	0	0	0	0	0	0	0	0	0	0	0	0	0	L	9-47																	
10/27	at 49ers	S	7	3	4	0.0	0.0	0	0	0	0	0	0	0	0	0	0	0	0	0	0	0	0	0	0	0	0	0	0	0	L	24-30																	
11/03	at Falcons	S	6	4	2	0.0	0.0	1	1	0	0	0	0	0	0	0	0	0	0	0	0	0	0	0	0	0	0	0	0	0	L	21-27																	
11/10	Eagles	S	4	2	2	0.0	0.0	0	0	0	0	0	0	0	0	0	0	0	0	0	0	0	0	0	0	0	0	0	0	0	L	6-34																	
11/18	Texans		GAME INACTIVE/INJURY																																													L	10-34
11/24	at Commanders	S	6	3	3	0.0	0.0	0	0	0	0	0	0	0	1	1	0	0	0	0	0	0	0	0	0	0	0	0	0	0	W	34-26																	
11/28	Giants	S	3	1	2	0.0	0.0	1	2	0	0	0	0	0	0	0	0	0	0	0	0	0	0	0	0	0	0	0	0	0	W	27-20																	
12/09	Bengals	S	7	4	3	0.0	0.0	0	0	0	0	0	0	0	0	0	0	0	0	0	0	0	0	0	0	0	0	0	0	0	L	20-27																	
12/15	at Panthers	S	3	2	1	1.0	10.0	1	10	1	0	0	0	0	1	0	0	0	0	0	0	0	0	0	0	0	0	0	0	0	W	30-14																	
12/22	Buccaneers	S	6	3	3	0.0	0.0	0	0	1	1	0	0	0	2	0	0	0	0	0	0	0	0	0	0	0	0	0	0	0	W	26-24																	
12/29	at Eagles	S	5	1	4	0.0	0.0	0	0	0	0	0	0	0	0	0	0	0	0	0	0	0	0	0	0	0	0	0	0	0	L	7-41																	
01/05	Commanders	S	5	4	1	0.0	0.0	0	0	0	0	0	0	0	1	0	0	0	0	0	0	0	0	0	0	0	0	0	0	0	L	19-23																	
2024 TOTALS		16-13	71	39	32	1.0	10.0	3	13	2	1	0	0	0	8	1	1	0	0	0	0	0	0	0	0	0	0	0	0	7-10																			





CAM LITTLE | 39

POSITION: KICKER
HT: 6-1 | **WT:** 172 | **DOB:** 8-17-2003
COLLEGE: ARKANSAS
HOMETOWN: MOORE, OKLA.
ACQ: D6-'24
EXP: 2nd YEAR

@cameronglittle
 cameronglittle



KEY TRANSACTIONS

- Originally drafted by Jacksonville in the sixth round (212th overall) in the 2024 draft

PRO

2025 (Jaguars)

- 9/21 vs. HOU:** Made one-of-two field goal attempts and two-of-two extra point attempts
- 9/14 at CIN:** Made two-of-two field goal attempts and three-of-three extra point attempts
- 9/7 vs. CAR:** Made four-of-four field goal attempts matching his single-game career high

2024 (Jaguars)

- Named to the Pro Football Writers of America and Pro Football Focus All-Rookie Teams
- Appeared in all 17 games as a rookie... Made 27-of-29 field goals and 27-of-27 extra points... Set the rookie franchise record with 27 made field goals... His 93.1 field goal percentage was the third highest in franchise history (min. 20 attempts)... Set the rookie franchise record for points scored (108), passing RB Fred Taylor (102)
- 1/5 at IND:** Made three-of-three field goal attempts, including two from 53 yards... His two made field goals from 50-plus yards increased his season total to five, the most field goals made of 50-plus yards by a rookie in franchise history and tied for the second most in single-season franchise history
- 12/15 vs. NYJ:** Made a career-high four field goals on four attempts... Became one of two rookie kickers to make four attempts in a single game in 2024 (Joshua Karty, LAR)
- 11/17 at DET:** Made two-of-two field goal attempts, including one from 59 yards, tied for the longest field goal in franchise history... Improved to three-for-three on field goals from 50-plus yards... His streak of 13 consecutive field goals made was the longest streak of field goals made by a rookie in franchise history
- 9/8 at MIA:** Made his only field goal attempt of the day from 53 yards... Became the only rookie in Jaguars history to make a 50-plus yard field goal in his NFL debut

COLLEGE

- Named 2023 First-Team All-SEC, 2022 Fall SEC Academic Honor Roll, 2021 Freshman All-American (PFF, FWAA, The Athletic), 2021 SEC All-Freshman Team (Coaches) and 2021 First-Year SEC Academic Honor Roll
- Converted 53 field goals on 64 attempts (82.8 percent) and 100 percent of his extra point attempts (129) at Arkansas... His 82.8 field goal percentage ranked first in school history
- Converted seven 50-plus-yard field goals, the second most in school history

PERSONAL

- Son of Ronda and Todd Little
- Rated as a five-star kicker and punter in 2020
- Often volunteers in support of the Down Syndrome community
- Attended 2025 Jaguars on the Prowl, the team's annual player tour to the UK, alongside LB Foyesade Oluokun and WR Louis Rees-Zammit

CAM LITTLE'S NFL REGULAR SEASON KICKING STATISTICS

DATE	TEAM	GP	FGM	FGA	PCT.	LG	XP	XPA	PCT.	BLK	PTS
2024	Jaguars	17	27	29	93.1	59	27	27	100.0	0	108
2025	Jaguars	3	7	8	87.5	47	7	7	100.0	0	28
NFL TOTALS		20	34	37	91.9	59	34	34	100.0	0	136

CAM LITTLE'S NFL REGULAR SEASON FIELD-GOAL ACCURACY STATISTICS

DATE	TEAM	1-19	PCT.	20-29	PCT.	30-39	PCT.	40-49	PCT.	50+	PCT.
2024	Jaguars	0-0	0.0	8-8	100.0	6-6	100.0	8-9	88.9	5-6	83.3
2025	Jaguars	0-0	0.0	2-2	100.0	3-3	100.0	2-3	66.7	0-0	0.0
NFL TOTALS		0-0	0.0	10-10	100.0	9-9	100.0	10-12	83.3	5-6	83.3



SINGLE-GAME HIGHS: KICKER

Field Goals Made	4 vs. Carolina Panthers, Sep 07, 2025 4 vs. New York Jets, Dec 15, 2024	PAT Attempts	4 vs. Indianapolis Colts, Oct 06, 2024 3 at Cincinnati Bengals, Sep 14, 2025 ...2 more at 3.
Field Goal Attempts	4 vs. Carolina Panthers, Sep 07, 2025 4 vs. New York Jets, Dec 15, 2024	Points	14 vs. Carolina Panthers, Sep 07, 2025 13 vs. New York Jets, Dec 15, 2024 ...1 more at 13.
Longest Field Goals Made	59 at Detroit Lions, Nov 17, 2024 53 at Indianapolis Colts, Jan 05, 2025 ...1 more at 53.	Kickoff Average	65.0 at Indianapolis Colts, Jan 05, 2025 65.0 vs. New York Jets, Dec 15, 2024 ...4 more at 65.0.
Longest Field Goal Attempts	59 at Detroit Lions, Nov 17, 2024 55 vs. Houston Texans, Dec 01, 2024	Field Goal Percentage	100.0 vs. Carolina Panthers, Sep 07, 2025 100.0 vs. New York Jets, Dec 15, 2024
PATs Made	4 vs. Indianapolis Colts, Oct 06, 2024 3 at Cincinnati Bengals, Sep 14, 2025 ...2 more at 3.	Touchbacks	7 at Indianapolis Colts, Jan 05, 2025 7 vs. Indianapolis Colts, Oct 06, 2024

2025 GAME-BY-GAME REGULAR-SEASON STATISTICS (JAGUARS)

DATE	OPPONENT	P	FIELD GOALS				EXTRA POINTS					PTS	W/L	SCORE
			FGM	FGA	PCT	LG	XP	XPA	PCT	BLK				
09/07	Panthers	P	4	4	100.0	47	2	2	100.0	0	14	W	26-10	
09/14	at Bengals	P	2	2	100.0	42	3	3	100.0	0	9	L	27-31	
09/21	Texans	P	1	2	50.0	39	2	2	100.0	0	5	W	17-10	
2025 TOTALS		3	7	8	87.5	47	7	7	100.0	0	28	2-1		

2024 GAME-BY-GAME REGULAR-SEASON STATISTICS (JAGUARS)

DATE	OPPONENT	P	FIELD GOALS				EXTRA POINTS					PTS	W/L	SCORE
			FGM	FGA	PCT	LG	XP	XPA	PCT	BLK				
09/08	at Dolphins	P	1	1	100.0	53	2	2	100.0	0	5	L	17-20	
09/15	Browns	P	2	3	66.7	25	1	1	100.0	0	7	L	13-18	
09/23	at Bills	P	1	1	100.0	41	1	1	100.0	0	4	L	10-47	
09/29	at Texans	P	2	2	100.0	52	2	2	100.0	0	8	L	20-24	
10/06	Colts	P	3	3	100.0	49	4	4	100.0	0	13	W	37-34	
10/13	at Bears	P	1	1	100.0	30	1	1	100.0	0	4	L	16-35	
10/20	Patriots	P	1	1	100.0	21	3	3	100.0	0	6	W	32-16	
10/27	Packers	P	2	2	100.0	47	3	3	100.0	0	9	L	27-30	
11/03	at Eagles	P	0	0	0.0	0	1	1	100.0	0	1	L	23-28	
11/10	Vikings	P	0	0	0.0	0	1	1	100.0	0	1	L	7-12	
11/17	at Lions	P	2	2	100.0	59	0	0	0.0	0	6	L	6-52	
12/01	Texans	P	2	3	66.7	33	0	0	0.0	0	6	L	20-23	
12/08	at Titans	P	1	1	100.0	23	1	1	100.0	0	4	W	10-6	
12/15	Jets	P	4	4	100.0	43	1	1	100.0	0	13	L	25-32	
12/22	at Raiders	P	0	0	0.0	0	2	2	100.0	0	2	L	14-19	
12/29	Titans	P	2	2	100.0	48	2	2	100.0	0	8	W	20-13	
01/05	at Colts	P	3	3	100.0	53	2	2	100.0	0	11	L	23-26+	
2024 TOTALS		17	27	29	93.1	59	27	27	100.0	0	108	4-13		

+ - Overtime





WALKER LITTLE | 72

POSITION: OFFENSIVE LINEMAN
HT: 6-7 | **WT:** 325 | **DOB:** 4-1-1999
COLLEGE: STANFORD
HOMETOWN: HOUSTON, TEXAS
ACQ: D2-'21
EXP: 5th YEAR

 @walkerlittle45
 @walker_little

KEY TRANSACTIONS

- Originally drafted by Jacksonville in the second round (45th overall) in the 2021 draft
- Signed a contract extension with Jacksonville on 12/1/24

PRO

2025 (Jaguars)

- **9/21 vs. HOU:** Started at left tackle and played all 70 offensive snaps
- **9/14 at CIN:** Started at left tackle and played all 71 offensive snaps
- **9/7 vs. CAR:** Started at left tackle and played all 66 offensive snaps... Part of an offensive line that did not allow a sack of QB Trevor Lawrence... Helped block for 200 total yards rushing

2024 (Jaguars)

- Played in 15 games and made eight starts at left tackle
- **12/15 vs. NYJ:** Started at left tackle and played 83-of-84 offensive snaps
- **12/8 at TEN:** Started at left tackle and played all 59 offensive snaps
- **12/1 vs. HOU:** Started at left tackle and played all 70 offensive snaps... Part of an offensive line that allowed zero sacks

2023 (Jaguars)

- Saw action in 14 games with 11 starts... Seven starts were at left tackle and four at left guard
- **11/26 at HOU:** Started at left guard and played all 76 offensive snaps... Switched to left tackle in the first quarter due to an injury on the offensive line... Saw action on special teams
- **9/24 vs. HOU:** Started at left tackle and played all 73 offensive snaps and five special teams snaps
- **9/10 at IND:** Started at left tackle and played all 70 offensive snaps and five special teams snaps

2022 (Jaguars)

- Saw action in all 17 regular-season games with three starts and started both postseason games
- **1/14 vs. LAC:** Started at left tackle and played all 74 offensive snaps and three special teams snaps
- **12/22 at NYJ:** Started at left tackle and played all 72 offensive snaps and six special teams snaps

2021 (Jaguars)

- Appeared in nine games with three starts as a rookie
- **1/9 vs. IND:** Started at left tackle and played all 68 offensive snaps
- **11/7 vs. BUF:** Started at left tackle for the first time in his career and played all 61 offensive snaps
- **10/17 vs. MIA:** Saw action on RB James Robinson's one-yard touchdown run in the second quarter... Helped Robinson score a rushing TD in his fourth straight game

COLLEGE

- Started 13 games in 2018 at Stanford and earned All-Pac 12 First-Team honors as a sophomore in 2018 prior to missing the 2019 season (knee injury)
- Opted out of the 2020 season due to COVID-19
- Voted Pac-12 Freshman Co-Offensive Player of the year as well as All-Pac-12 honorable mention in 2017
- Helped QB Bryce Love set single-game school record with 301 rushing yards (vs. Arizona State) in his third career start
- Became Stanford's first true freshman to start at left tackle since 2000 (Kirk Chambers)

PERSONAL

- Is one-quarter Jamaican from his maternal grandmother and has visited Jamaica throughout his high school and college years
- Led his high school (Episcopal) to a state title in 2014
- Grandfather, Gene Little, played football at Rice and professionally for the New York Giants
- Uncle, Jack Little, played football at Texas A&M and professionally for the Baltimore Colts



WALKER LITTLE'S NFL REGULAR SEASON STATISTICS

DATE	TEAM	GP	GS
2021	Jaguars	9	3
2022	Jaguars	17	3
2023	Jaguars	14	11
2024	Jaguars	15	8
2025	Jaguars	3	3
NFL TOTALS		58	28

WALKER LITTLE'S NFL POSTSEASON STATISTICS

DATE	TEAM	GP	GS
2022	Jaguars	2	2
NFL TOTALS		2	2

2025 GAME-BY-GAME REGULAR-SEASON STATISTICS (JAGUARS)

DATE	OPPONENT	P/S	W/L	SCORE
09/07	Panthers	S	W	26-10
09/14	at Bengals	S	L	27-31
09/21	Texans	S	W	17-10
2025 TOTALS		3-3	2-1	

2024 GAME-BY-GAME REGULAR-SEASON STATISTICS (JAGUARS)

DATE	OPPONENT	P/S	W/L	SCORE
09/08	at Dolphins	P	L	17-20
09/15	Browns	P	L	13-18
09/23	at Bills	P	L	10-47
09/29	at Texans	P	L	20-24
10/06	Colts	P	W	37-34
10/13	at Bears	P	L	16-35
10/20	Patriots	P	W	32-16
10/27	Packers	S	L	27-30
11/03	at Eagles	S	L	23-28
11/10	Vikings	S	L	7-12
11/17	at Lions	S	L	6-52
12/01	Texans	S	L	20-23
12/08	at Titans	S	W	10-6
12/15	Jets	S	L	25-32
12/22	at Raiders	S	L	14-19
12/29	Titans		W	20-13
01/05	at Colts		L	23-26+
2024 TOTALS		15-8	4-13	

+ - Overtime





DEVIN LLOYD | O

POSITION: LINEBACKER

HT: 6-3 | WT: 235 | DOB: 9-30-1998

COLLEGE: UTAH

HOMETOWN: CHULA VISTA, CALIF.

ACQ: D1-'22

EXP: 4th YEAR

 @DevinLloyd_

 @devinlloyd_

KEY TRANSACTIONS

- Originally drafted by Jacksonville in the first round (27th overall) in the 2022 draft

PRO

2025 (Jaguars)

- 9/21 vs. HOU:** Started at linebacker and saw action on special teams... Recovered a fumble, marking the third time in Lloyd's four-year career that he produced takeaways in back-to-back games, tied with Mike Peterson for most in franchise history by a linebacker... Added four tackles, including one tackle for loss
- 9/14 at CIN:** Started at linebacker and recorded two tackles (one solo) and one QB hit... Registered his fifth career interception to tie Kevin Hardy for fifth in franchise history in interceptions among linebackers... Saw action on special teams and recorded two tackles (one solo)
- 9/7 vs. CAR:** Started at linebacker and recorded three total tackles... Saw action on special teams and recorded one tackle

2024 (Jaguars)

- Started all 16 games in which he appeared... Amassed a team-high 113 tackles (61 solo), seven tackles for loss, five quarterback hits, four passes defended, 2.0 sacks, one interception and one forced fumble... Became the third player in franchise history with 100-plus tackles in each of their first three seasons (S Jonathan Cyprien and LB Telvin Smith)
- 12/29 vs. TEN:** Recorded six tackles (four solo), one pass defended and one interception... His interception marked his fourth of his career, and tied Hardy Nickerson for sixth in franchise history in interceptions among linebackers
- 11/10 vs. MIN:** Recorded a single-game career-high 16 tackles (nine solo)... Tied for sixth-most in the AFC in 2024 and tied for fifth-most in franchise history in single-game tackles
- 10/20 vs. N.E.:** Recorded 11 tackles (five solo), one tackle for loss, one quarterback hit and 1.0 sack... His sack was the first of his career
- 9/15 vs. CLE:** Recorded eight total tackles (five solo), two passes defended, one quarterback hit and one forced fumble... Notched his 16th-straight game with at least five tackles, the eighth-longest streak of games with five-plus tackles in Jaguars history

2023 (Jaguars)

- Played in and started 15 games... Recorded 127 tackles (75 solo), seven passes defended, two tackles for loss, two fumble recoveries and one quarterback hit
- 11/26 at HOU:** Recorded eight total tackles (six solo) with one tackle for loss and one pass defended... Achieved 100 career solo tackles
- 11/12 vs. S.F.:** Recorded 10 total tackles (seven solo) and saw action on special teams... Tied for the third-most single-game tackles against the 49ers in team history
- 9/10 at IND:** Started at linebacker and recorded his third career fumble recovery in the season debut

2022 (Jaguars)

- Started 15 out of 17 regular-season games and started both postseason games... In the regular season, he posted 115 tackles (59 solo), eight passes defended, three interceptions and two fumble recoveries... In the postseason, he posted 13 tackles (seven solo), two quarterback hits, one tackle for loss and one pass defended... Lloyd's three interceptions tied for the most interceptions by a linebacker in the 2022 season
- Voted the Defensive Rookie of the Month for September after posting 24 total tackles, six passes defended and two interceptions
- 10/2 at PHI:** Started at linebacker and recorded a career-high 14 tackles (four solo)
- 9/25 at LAC:** Posted an INT in his second consecutive game to lead all NFL rookies in INTs... Became the first rookie in franchise history to record two INTs in their first three career games... Recorded seven tackles (five solo) and three passes defended
- 9/18 vs. IND:** Recorded a team-high six tackles (three solo) and one pass defended... Posted his first career interception in his second career game
- 9/11 at WAS:** Started at linebacker and recorded a team-high 11 tackles (eight solo) in his NFL debut, the most by a player in his NFL debut since LB Devin Bush recorded 11 tackles in 2019

COLLEGE

- Played in 47 career games as a Ute with 32 starts
- Voted 2021 Consensus All-America, the 10th such Ute in program history
- Finished his career with 43 tackles for loss, the fourth most in program history
- Tied for the second most tackles for loss in a season with 22 in 2021
- Finished the 2021 season as the only active Pac-12 player with three career interception return TDs
- One of six Utes all-time with three-plus career interception return TDs
- Posted three games in 2021 with a 90-plus grade by PFF, leading all linebackers nationally



- Collected 10 career All-America accolades, including eight First-Team honors in 2021
- Two-time Butkus Award Finalist (2020, 2021)

PERSONAL

- In July 2024, participated in a mission trip to Zimbabwe
- Son of Joe Lloyd and Ronyta Johnson
- Both his mother and his father served in the military
- Communications major
- Born in Kansas City

DEVIN LLOYD'S NFL REGULAR SEASON DEFENSIVE STATISTICS

DATE	TEAM	GP	TACKLES							INTERCEPTIONS						O. FUMB					ST				MISC		
			GS	TK	S	A	TFL	YDS	SK	YDS	QBH	NO	YDS	LG	TD	PD	FF	FR	TD	YDS	TK	S	A	FF	FR	S	A
2022	Jaguars	17	15	115	59	56	0	0	0.0	0.0	2	3	53	19	0	8	0	2	0	28	0	0	0	0	0	0	0
2023	Jaguars	15	15	127	75	52	2	3	0.0	0.0	1	0	0	0	0	7	0	2	0	13	0	0	0	0	0	0	
2024	Jaguars	16	16	113	61	52	7	26	2.0	13.0	5	1	3	3	0	4	1	0	0	0	0	0	0	0	0		
2025	Jaguars	3	3	9	3	6	1	1	0.0	0.0	1	1	22	22	0	1	0	1	0	2	6	3	3	0	0		
NFL TOTALS		51	49	364	198	166	10	30	2.0	13.0	9	5	78	22	0	20	1	5	0	43	6	3	3	0	0		

DEVIN LLOYD'S NFL POSTSEASON DEFENSIVE STATISTICS

DATE	TEAM	GP	TACKLES							INTERCEPTIONS						O. FUMB					ST				MISC	
			GS	TK	S	A	TFL	YDS	SK	YDS	QBH	NO	YDS	LG	TD	PD	FF	FR	TD	YDS	TK	S	A	FF	FR	S
2022	Jaguars	2	2	13	7	6	1	0	0.0	0.0	2	0	0	0	0	1	0	0	0	0	0	0	0	0	0	0
NFL TOTALS		2	2	13	7	6	1	0	0.0	0.0	2	0	0	0	0	1	0	0	0	0	0	0	0	0	0	

SINGLE-GAME HIGHS: DEFENSIVE

Total Tackles	16 vs. Minnesota Vikings, Nov 10, 2024 14 at Philadelphia Eagles, Oct 02, 2022	Tackles For Loss	2 at Indianapolis Colts, Jan 05, 2025 1 vs. Houston Texans, Dec 01, 2024 ...6 more at 1.
Solo Tackles	9 vs. Minnesota Vikings, Nov 10, 2024 8 vs. Baltimore Ravens, Dec 17, 2023 ...2 more at 8.	Interceptions	1 at Cincinnati Bengals, Sep 14, 2025 1 vs. Tennessee Titans, Dec 29, 2024 ...3 more at 1.
Sacks	1.0 vs. New England Patriots, Oct 20, 2024	Interception Return Yards	19 at New York Jets, Dec 22, 2022 13 vs. Indianapolis Colts, Sep 18, 2022
Passes Defensed	3 at Los Angeles Chargers, Sep 25, 2022 3 vs. Indianapolis Colts, Sep 18, 2022	Special Teams Tackles	3 at Cincinnati Bengals, Sep 14, 2025 2 vs. Houston Texans, Sep 21, 2025
Forced Fumbles	1 vs. Cleveland Browns, Sep 15, 2024	Longest Opp Fumble Return	17 at Kansas City Chiefs, Nov 13, 2022 13 at Cleveland Browns, Dec 10, 2023
Fumble Recoveries	1 vs. Houston Texans, Sep 21, 2025 1 at Cleveland Browns, Dec 10, 2023 ...3 more at 1.		

SINGLE-GAME HIGHS - POSTSEASON: DEFENSIVE

Total Tackles	8 at Kansas City Chiefs, Jan 21, 2023 5 vs. Los Angeles Chargers, Jan 14, 2023	Passes Defensed	1 vs. Los Angeles Chargers, Jan 14, 2023
Solo Tackles	4 vs. Los Angeles Chargers, Jan 14, 2023 3 at Kansas City Chiefs, Jan 21, 2023	Tackles For Loss	1 vs. Los Angeles Chargers, Jan 14, 2023

2025 GAME-BY-GAME REGULAR-SEASON STATISTICS (JAGUARS)

DATE	OPPONENT	P/S	TACKLES							INTERCEPTIONS						O. FUMB					ST				MISC				
			TK	S	A	SK	YDS	TFL	YDS	QBH	NO	YDS	LG	TD	PD	FF	FR	TD	YDS	TK	S	A	FF	FR	S	A	W/L	SCORE	
09/07	Panthers	S	3	0	3	0.0	0.0	0	0	0	0	0	0	0	0	0	0	0	0	1	0	1	0	0	0	0	0	W	26-10
09/14	at Bengals	S	2	1	1	0.0	0.0	0	0	1	1	22	22	0	1	0	0	0	0	3	1	2	0	0	0	0	0	L	27-31
09/21	Texans	S	4	2	2	0.0	0.0	1	1	0	0	0	0	0	0	1	0	2	2	2	0	0	0	0	0	0	W	17-10	
2025 TOTALS		3-3	9	3	6	0.0	0.0	1	1	1	1	22	22	0	1	0	1	0	2	6	3	3	0	0	0	0	2-1		



2024 GAME-BY-GAME REGULAR-SEASON STATISTICS (JAGUARS)

DATE	OPPONENT	P/S	TACKLES									INTERCEPTIONS					O. FUMB				ST				MISC		SCORE	
			TK	S	A	SK	YDS	TFL	YDS	QBH	NO	YDS	LG	TD	PD	FF	FR	TD	YDS	TK	S	A	FF	FR	S	A		W/L
09/08	at Dolphins	S	9	7	2	0.0	0.0	1	3	0	0	0	0	0	0	0	0	0	0	0	0	0	0	0	0	0	L	17-20
09/15	Browns	S	8	5	3	0.0	0.0	0	0	1	0	0	0	0	2	1	0	0	0	0	0	0	0	0	0	L	13-18	
09/23	at Bills	S	4	1	3	0.0	0.0	0	0	0	0	0	0	0	0	0	0	0	0	0	0	0	0	0	L	10-47		
09/29	at Texans		ON INACTIVE LIST																								L	20-24
10/06	Colts	S	6	2	4	0.0	0.0	0	0	0	0	0	0	0	0	0	0	0	0	0	0	0	0	0	0	W	37-34	
10/13	at Bears	S	9	4	5	0.0	0.0	1	2	0	0	0	0	0	0	0	0	0	0	0	0	0	0	0	0	L	16-35	
10/20	Patriots	S	11	5	6	1.0	5.0	1	5	1	0	0	0	0	0	0	0	0	0	0	0	0	0	0	0	W	32-16	
10/27	Packers	S	3	2	1	0.0	0.0	1	2	0	0	0	0	0	0	0	0	0	0	0	0	0	0	0	0	L	27-30	
11/03	at Eagles	S	8	6	2	0.0	0.0	0	0	0	0	0	0	0	0	0	0	0	0	0	0	0	0	0	0	L	23-28	
11/10	Vikings	S	16	9	7	0.0	0.0	0	0	0	0	0	0	0	0	0	0	0	0	0	0	0	0	0	0	L	7-12	
11/17	at Lions	S	5	3	2	0.0	0.0	0	0	0	0	0	0	0	0	0	0	0	0	0	0	0	0	0	0	L	6-52	
12/01	Texans	S	6	3	3	0.0	0.0	1	4	1	0	0	0	0	1	0	0	0	0	0	0	0	0	0	0	L	20-23	
12/08	at Titans	S	8	1	7	0.0	0.0	0	0	0	0	0	0	0	0	0	0	0	0	0	0	0	0	0	0	W	10-6	
12/15	Jets	S	1	0	1	0.0	0.0	0	0	1	0	0	0	0	0	0	0	0	0	0	0	0	0	0	0	L	25-32	
12/22	at Raiders	S	7	5	2	0.0	0.0	0	0	0	0	0	0	0	0	0	0	0	0	0	0	0	0	0	0	L	14-19	
12/29	Titans	S	6	4	2	0.0	0.0	0	0	0	1	3	3	0	1	0	0	0	0	0	0	0	0	0	0	W	20-13	
01/05	at Colts	S	6	4	2	1.0	8.0	2	10	1	0	0	0	0	0	0	0	0	0	0	0	0	0	0	0	L	23-26+	
2024 TOTALS			16-16	113	61	52	2.0	13.0	7	26	5	1	3	3	0	4	1	0	0	0	0	0	0	0	0	0	4-13	

+ - Overtime





HUNTER LONG | 84

POSITION: TIGHT END
HT: 6-5 | **WT:** 243 | **DOB:** 8-19-1998
COLLEGE: BOSTON COLLEGE
HOMETOWN: EXETER, N.H.
ACQ: UFA (LAR)-'25
EXP: 5th YEAR

 @HunterLong
 @hunterlong

KEY TRANSACTIONS

- Selected by the Miami Dolphins in the third round (81st overall) of the 2021 NFL Draft
- Traded to the Los Angeles Rams on 3/12/23
- Signed with Jacksonville on 3/13/25

PRO

2025 (Jaguars)

- **9/21 vs. HOU:** Saw action at tight end and on special teams... Recorded two receptions for 12 yards
- **9/14 at CIN:** Saw action on offense and on special teams
- **9/7 vs. CAR:** Recorded his first career touchdown reception on a six-yard pass from QB Trevor Lawrence

2024 (Rams)

- Appeared in all 17 regular-season games (two starts) and recorded 60 yards on seven receptions, both career highs... Saw action in both the NFC Wild Card and Divisional playoff games, totaling one reception for 13 yards
- **1/13 vs. MIN:** Caught one pass for 13 yards in the Wild Card victory
- **10/24 vs. MIN:** Recorded a career-long 18-yard reception
- **10/6 vs. G.B.:** Posted 17 yards on two receptions

2023 (Rams)

- Played in four games (one start)
- **12/10 at BAL:** Made his lone start of the season at tight end

2022 (Dolphins)

- Played in nine regular-season games

2021 (Dolphins)

- Appeared in seven games (two starts) as a rookie and caught one pass for eight yards
- **12/5 vs. NYG:** Posted an eight-yard reception, the first catch of his career
- **9/12 at N.E.:** Started at tight end in his NFL debut

COLLEGE

- Played in 36 games (14 starts) and recorded 89 receptions for 1,297 yards and nine touchdowns at Boston College (2017-20)
- Named Second-Team All-America and First-Team All-ACC in 2020 after starting all 11 games with 57 receptions for 685 yards and five touchdowns, leading all FBS tight ends
- Played in all 12 games as a sophomore and totaled 28 catches for 509 yards and two touchdowns to be named Third-Team All-ACC
- After redshirting in 2017, played in all 12 games during the 2018 season and posted four receptions for 103 yards (25.8 average) and two touchdowns

PERSONAL

- Majored in computer science
- Attended Deerfield Academy (Mass.) following his graduation from Exeter High School (N.H.)
- Registered 30 catches for 508 yards and two touchdowns on offense, and also contributed 7.0 sacks as a defensive lineman
- Son of Jean and Stephen Long and has two sisters



HUNTER LONG'S NFL REGULAR SEASON RUSHING/RECEIVING STATISTICS

DATE	TEAM	GP	GS	RECEIVING					RUSHING				
				NO.	YDS.	AVG.	LG	TD	NO.	YDS.	AVG.	LG	TD
2021	Dolphins	7	2	1	8	8.0	8	0	0	0	0.0	0	0
2022	Dolphins	9	0	0	0	0.0	0	0	0	0	0.0	0	0
2023	Rams	4	1	0	0	0.0	0	0	0	0	0.0	0	0
2024	Rams	17	2	7	60	8.6	18	0	0	0	0.0	0	0
2025	Jaguars	3	0	3	18	6.0	7	1	0	0	0.0	0	0
NFL TOTALS		40	5	11	86	7.8	18	1	0	0	0.0	0	0

HUNTER LONG'S NFL POSTSEASON RUSHING/RECEIVING STATISTICS

DATE	TEAM	GP	GS	RECEIVING					RUSHING				
				NO.	YDS.	AVG.	LG	TD	NO.	YDS.	AVG.	LG	TD
2022	Dolphins	1	0	0	0	0.0	0	0	0	0	0.0	0	0
2023	Rams	0	0	0	0	0.0	0	0	0	0	0.0	0	0
2024	Rams	2	0	1	13	13.0	13	0	0	0	0.0	0	0
NFL TOTALS		3	0	1	13	13.0	13	0	0	0	0.0	0	0

SINGLE-GAME HIGHS: RECEIVING

Receptions 2 vs. Houston Texans, Sep 21, 2025
2 at San Francisco 49ers, Dec 12, 2024
...1 more at 2.

Receiving Yards 18 vs. Minnesota Vikings, Oct 24, 2024
17 at San Francisco 49ers, Dec 12, 2024

Longest Receptions 18 vs. Minnesota Vikings, Oct 24, 2024
9 at San Francisco 49ers, Dec 12, 2024
...1 more at 9.

All-Purpose Yards 18 vs. Minnesota Vikings, Oct 24, 2024
17 at San Francisco 49ers, Dec 12, 2024

Special Teams Tackles 1 vs. Cleveland Browns, Dec 03, 2023
1 vs. Minnesota Vikings, Oct 16, 2022

Most TDs 1 vs. Carolina Panthers, Sep 07, 2025
1 vs. Buffalo Bills, Dec 08, 2024

Scrimmage Yards 18 vs. Minnesota Vikings, Oct 24, 2024
17 at San Francisco 49ers, Dec 12, 2024

2025 GAME-BY-GAME REGULAR-SEASON STATISTICS (JAGUARS)

DATE	OPPONENT	P/S	RECEIVING					RUSHING					W/L	SCORE
			NO.	YDS.	AVG.	LG	TD	NO.	YDS.	AVG.	LG	TD		
09/07	Panthers	P	1	6	6.0	6t	1	0	0	0.0	0	0	W	26-10
09/14	at Bengals	P	0	0	0.0	0	0	0	0	0.0	0	0	L	27-31
09/21	Texans	P	2	12	6.0	7	0	0	0	0.0	0	0	W	17-10
2025 TOTALS		3-0	3	18	6.0	7	1	0	0	0.0	0	0	2-1	

2024 GAME-BY-GAME REGULAR-SEASON STATISTICS (RAMS)

DATE	OPPONENT	P/S	RECEIVING					RUSHING					W/L	SCORE
			NO.	YDS.	AVG.	LG	TD	NO.	YDS.	AVG.	LG	TD		
09/08	at Lions												L	20-26+
09/15	at Cardinals												L	10-41
09/22	49ers												W	27-24
09/29	at Bears												L	18-24
10/06	Packers	P	2	16	8.0	9	0	0	0	0.0	0	0	L	19-24
10/20	Raiders	P	1	5	5.0	5	0	0	0	0.0	0	0	W	20-15
10/24	Vikings	P	1	18	18.0	18	0	0	0	0.0	0	0	W	30-20
11/03	at Seahawks	P	1	4	4.0	4	0	0	0	0.0	0	0	W	26-20+
11/11	Dolphins	S	0	0	0.0	0	0	0	0	0.0	0	0	L	15-23
11/17	at Patriots	P	0	0	0.0	0	0	0	0	0.0	0	0	W	28-22
11/24	Eagles	P	0	0	0.0	0	0	0	0	0.0	0	0	L	20-37
12/01	at Saints	P	0	0	0.0	0	0	0	0	0.0	0	0	W	21-14
12/08	Bills	P	0	0	0.0	0	0	0	0	0.0	0	0	W	44-42
12/12	at 49ers	P	2	17	8.5	9	0	0	0	0.0	0	0	W	12-6
12/22	at Jets	P	0	0	0.0	0	0	0	0	0.0	0	0	W	19-9
12/28	Cardinals	P	0	0	0.0	0	0	0	0	0.0	0	0	W	13-9
01/05	Seahawks	P	0	0	0.0	0	0	0	0	0.0	0	0	L	25-30
2024 TOTALS		13-1	7	60	8.6	18	0	0	0	0.0	0	0	10-7	

+- Overtime

2024 GAME-BY-GAME POSTSEASON STATISTICS (RAMS)



DATE	OPPONENT	P/S	RECEIVING					RUSHING					W/L	SCORE
			NO.	YDS.	AVG.	LG	TD	NO.	YDS.	AVG.	LG	TD		
01/13	Vikings	P	1	13	13.0	13	0	0	0	0.0	0	0	W	27-9
01/19	at Eagles	P	0	0	0.0	0	0	0	0	0.0	0	0	L	22-28
2024 TOTALS		2-0	1	13	13.0	13	0	0	0	0.0	0	0	1-1	





ROSS MATISCIK | 46

POSITION: LONG SNAPPER
HT: 6-0 | **WT:** 240 | **DOB:** 9-13-1996
COLLEGE: BAYLOR
HOMETOWN: MCKINNEY, TEXAS
ACQ: FA-'20
EXP: 6th YEAR

 @rossmaticsik
 @ross_maticsik



KEY TRANSACTIONS

- Originally signed by Jacksonville as a rookie free agent on 4/28/20
- Signed an extension with Jacksonville on 4/29/22

PRO

Career Highlights

- Since entering the league in 2020, Maticcik's 18 special teams tackles are tied second among long snappers in the NFL

2025 (Jaguars)

- **9/21 vs. HOU:** Played at long snapper on 11 special teams snaps
- **9/14 at CIN:** Played at long snapper on seven special teams snaps
- **9/7 vs. CAR:** Played at long snapper on eight special teams snaps

2024 (Jaguars)

- Named to the Pro Bowl for the second consecutive year and to the Associated Press All-Pro Second Team
- Appeared in all 17 games and played all 124 special teams snaps... Registered two tackles (one solo) on special teams
- **12/1 vs. HOU:** Played at long snapper on seven special teams snaps and recorded one tackle
- **10/27 vs. G.B.:** Played at long snapper on 10 special teams snaps and registered one tackle

2023 (Jaguars)

- Saw action in all 17 games and was named to the Associated Press All-Pro First Team and Pro Bowl Games for the first time in his career... On special teams, he totaled eight tackles, one forced fumble and one fumble recovery... His eight solo tackles on special teams led the NFL among long snappers
- **12/10 at CLE:** Served as the team's long snapper on 10 special teams snaps... Posted two tackles on special teams
- **11/19 vs. TEN:** Recorded one tackle, one forced fumble and one fumble recovery on special teams... Became the first long snapper since 49ers LS Brian Jennings (2005) to record a forced fumble and a fumble recovery in a single game
- **9/17 vs. K.C.:** Served as the team's long snapper on eight special teams snaps and recorded one special teams tackle

2022 (Jaguars)

- Handled long snapping duties in all 17 regular-season games and both postseason games... Recorded four special teams tackles (one solo)
- **12/11 at TEN:** Served as the team's long snapper on six special teams snaps and recorded one special teams tackle
- **12/4 at DET:** Served as the team's long snapper on five special teams snaps and recorded one special teams tackle
- **10/16 at IND:** Served as the team's long snapper on six special teams snaps and recorded one special teams tackle

2021 (Jaguars)

- Handled long snapping duties in all 17 games in 2021
- **10/17 vs. MIA:** Helped K Matthew Wright convert on the game-tying 54-yard and game-winning 53-yard field goals
- **9/19 vs. DEN:** Served as the team's long snapper and recorded one special teams tackle on a punt return

2020 (Jaguars)

- Handled the team's long snapping duties in all 16 games of the season
- **9/13 vs. IND:** Served as the team's long snapper in NFL debut

COLLEGE

- Appeared in 52 games throughout his college career at Baylor, seeing time as a long snapper for punts and placekicks, while also appearing at linebacker
- Played in 14 games in 2019, snapping on all punts and kicks, and made 13 tackles, including 1.0 sack
- Served as the team's long snapper for all 13 games and made 11 tackles on defense in 2018
- Played in 12 games as a sophomore in 2017 and totaled four tackles, one fumble recovery and one forced fumble
- Played in 12 games as a freshman and served as the primary long snapper

PERSONAL



- Attended McKinney Boyd (Texas) High School and was a 2014 All-State selection at linebacker
- Father, Marty, played football at Bowling Green
- Brother, Paine, played football at Rice

ROSS MATISCIK'S NFL REGULAR SEASON STATISTICS

DATE	TEAM	GP
2020	Jaguars	16
2021	Jaguars	17
2022	Jaguars	17
2023	Jaguars	17
2024	Jaguars	17
2025	Jaguars	3
NFL TOTALS		87

ROSS MATISCIK'S NFL POSTSEASON STATISTICS

DATE	TEAM	GP
2022	Jaguars	2
NFL TOTALS		2

2025 GAME-BY-GAME REGULAR-SEASON STATISTICS (JAGUARS)

DATE	OPPONENT		W/L	SCORE
09/07	Panthers	P	W	26-10
09/14	at Bengals	P	L	27-31
09/21	Texans	P	W	17-10
2025 TOTALS			2-1	

2024 GAME-BY-GAME REGULAR-SEASON STATISTICS (JAGUARS)

DATE	OPPONENT		W/L	SCORE
09/08	at Dolphins	P	L	17-20
09/15	Browns	P	L	13-18
09/23	at Bills	P	L	10-47
09/29	at Texans	P	L	20-24
10/06	Colts	P	W	37-34
10/13	at Bears	P	L	16-35
10/20	Patriots	P	W	32-16
10/27	Packers	P	L	27-30
11/03	at Eagles	P	L	23-28
11/10	Vikings	P	L	7-12
11/17	at Lions	P	L	6-52
12/01	Texans	P	L	20-23
12/08	at Titans	P	W	10-6
12/15	Jets	P	L	25-32
12/22	at Raiders	P	L	14-19
12/29	Titans	P	W	20-13
01/05	at Colts	P	L	23-26+
2024 TOTALS			4-13	

+ - Overtime





PATRICK MEKARI | 65

POSITION: OFFENSIVE LINEMAN
HT: 6-4 | **WT:** 305 | **DOB:** 8-13-1997
COLLEGE: CALIFORNIA
HOMETOWN: WESTLAKE VILLAGE, CALIF.
ACQ: UFA (BAL)-'25
EXP: 7th YEAR

 @PMekari
 @patrick_mekari

KEY TRANSACTIONS

- Signed by Baltimore as a rookie free agent following the 2019 NFL Draft
- Signed a contract with Baltimore on 12/30/21
- Signed with Jacksonville on 3/13/25

PRO

2025 (Jaguars)

- **9/21 vs. HOU:** Started at right guard and played all 70 offensive snaps
- **9/14 at CIN:** Started at right guard and played all 71 offensive snaps
- **9/7 vs. CAR:** Started at right guard and played 64 offensive snaps... Part of an offensive line that did not give up a sack of QB Trevor Lawrence... Part of a rushing attack that produced 200 rushing yards

2024 (Ravens)

- Started all 17 games (14 at left guard and three at right tackle) in 2024, blocking for an offense that ranked No. 1 in the NFL in yards per game (424.9), yards per play (6.8) and red zone efficiency (74.2 percent) and No. 3 in points per game (30.5), while setting a franchise single-season record with 7,224 net yards... Baltimore's rushing attack also averaged an NFL-best 187.6 yards per game and 5.8 yards per carry (best in single-season NFL history)... Made starts in two postseason contests
- **1/11 at PIT:** Started at left guard and helped block for an offense that totaled 464 yards (third most in franchise playoff history), including a franchise-playoff-record 299 rushing yards, in the Wild Card win
- **9/29 vs. BUF:** Made his first career start at left guard, officially having started at all five spots on the offensive line, in a 427-yard (271 rushing and 156 passing) and five-touchdown performance by the Ravens' offense

2023 (Ravens)

- Appeared in 17 games (seven starts; four at right tackle and three at left tackle), helping block for the NFL's No. 1 rushing offense (156.6 yards per game) and No. 4 scoring offense (28.4 points per game)...The ground game eclipsed 100 yards in all 17 contests, while also setting a single-season franchise record with 26 rushing touchdowns... Appeared in two postseason games
- **11/5 vs. SEA:** Started at right tackle and blocked for a rushing attack that produced a season-best 298 yards and three touchdowns... Baltimore recorded a season-high 515 total yards and 29 first downs, while its 298 rushing yards marked the fourth-best single-game output in franchise history

2022 (Ravens)

- Saw action in 16 games (four starts at left tackle), helping block for the NFL's No. 2 rush offense (160.2 yards per game), which produced the league's most rushes of 10-plus yards (88) and most games with 150-plus rushing yards (12)... Appeared in one postseason contest
- **10/16 at NYG:** Paved the way for a Ravens rushing attack that gained 211 yards on 24 carries, averaging a single-game franchise-record 8.8 yards per attempt

2021 (Ravens)

- Saw action in 13 games (12 starts) at right tackle, contributing to the NFL's sixth-ranked offense (378.8 yards per game) and third-best rushing attack (145.8 yards per game)
- **10/11 vs. IND:** Started at right tackle and blocked for a passing attack that produced a single-game franchise-record 437 passing yards
- **10/3 at DEN:** Started at right tackle and helped extend the Ravens' 100-yard rushing streak to an NFL-record-tying 43 straight games

2020 (Ravens)

- Saw action in all 14 games (eight starts), seeing time at right guard and center...Helped block for the NFL's No. 1 rushing attack (191.9 yards per game), which produced the third-most yards (3,071) ever in a 16-game NFL season...Baltimore also tallied a franchise-record 24 rushing touchdowns... Started two postseason contests
- **12/14 at CLE:** Started at center and helped the offense produce 231 rushing yards and a franchise-record-tying five rushing touchdowns

2019 (Ravens)

- Saw action in 11 games as a rookie, making five starts after becoming the starting center in Week 13... Helped Baltimore set an NFL record for single season rushing yards (3,296) and produce the league's No. 1 scoring offense (33.2 ppg)... Set new single-season franchise records for total touchdowns (64), points (531), rushing yards and total net yards (6,521)... Started one postseason contest



COLLEGE

- Played in 34 games with 24 starts at Cal Berkeley (2015-18), mostly at left tackle, with appearances at right tackle and right guard
- Earned Associated Press Second-Team All-Pac-12 as a senior
- Earned Honorable Mention All-Pac-12 honors as a junior, helping protect QB Ross Bowers, who recorded the sixth-most passing yards (3,039) in school history, and RB Patrick Laird, who registered the 19th 1,000-yard rushing season in school history
- As a sophomore, contributed to an O-line that helped establish several single-season school records, including pass completions (383) and fewest turnovers (15)
- In his freshman season, helped Cal rank among the nation's leaders in passing offense (third, 4,892 yards) and total offense (eighth, 6,879 yards)... Helped QB Jared Goff break two Pac-12 single-season records when he passed for 4,719 yards and 43 TDs

PERSONAL

- Majored in legal studies
- Prepped at Westlake High School (Calif.) where he won two league championships
- Both of Mekari's parents fled war-torn countries in the Middle East in the 1970s and immigrated to Los Angeles – his mother left Iran and his father is from Lebanon

PATRICK MEKARI'S NFL REGULAR SEASON STATISTICS

DATE	TEAM	GP	GS
2019	Ravens	11	5
2020	Ravens	14	8
2021	Ravens	13	12
2022	Ravens	16	4
2023	Ravens	17	7
2024	Ravens	17	17
2025	Jaguars	3	3
NFL TOTALS		91	56

PATRICK MEKARI'S NFL POSTSEASON STATISTICS

DATE	TEAM	GP	GS
2019	Ravens	1	1
2020	Ravens	2	2
2022	Ravens	1	0
2023	Ravens	2	0
2024	Ravens	2	2
NFL TOTALS		8	5

2025 GAME-BY-GAME REGULAR-SEASON STATISTICS (JAGUARS)

DATE	OPPONENT	P/S	W/L	SCORE
09/07	Panthers	S	W	26-10
09/14	at Bengals	S	L	27-31
09/21	Texans	S	W	17-10
2025 TOTALS			2-1	

2024 GAME-BY-GAME REGULAR-SEASON STATISTICS (RAVENS)


DATE	OPPONENT	P/S	W/L	SCORE
09/05	at Chiefs	S	L	20-27
09/15	Raiders	S	L	23-26
09/22	at Cowboys	S	W	28-25
09/29	Bills	S	W	35-10
10/06	at Bengals	S	W	41-38+
10/13	Commanders	S	W	30-23
10/21	at Buccaneers	S	W	41-31
10/27	at Browns	S	L	24-29
11/03	Broncos	S	W	41-10
11/07	Bengals	S	W	35-34
11/17	at Steelers	S	L	16-18
11/25	at Chargers	S	W	30-23
12/01	Eagles	S	L	19-24
12/15	at Giants	S	W	35-14
12/21	Steelers	S	W	34-17
12/25	at Texans	S	W	31-2
01/04	Browns	S	W	35-10
2024 TOTALS			12-5	

+ - Overtime

2024 GAME-BY-GAME POSTSEASON STATISTICS (RAVENS)

DATE	OPPONENT	P/S	W/L	SCORE
01/11	Steelers	S	W	28-14
01/19	at Bills	S	L	25-27
2024 TOTALS			1-1	





VENTRELL MILLER | 51

POSITION: LINEBACKER
HT: 6-0 | **WT:** 232 | **DOB:** 1-15-1999
COLLEGE: FLORIDA
HOMETOWN: LAKELAND, FLA.
ACQ: D4-'23
EXP: 3rd YEAR

ventrell_miller
 trell_51

KEY TRANSACTIONS

- Originally drafted by Jacksonville in the fourth round (127th overall) of the 2023 draft

PRO

2025 (Jaguars)

- 9/21 vs. HOU:** Recorded one tackle on special teams... Saw action at linebacker
- 9/14 at CIN:** Saw action at linebacker and had one pass defended... Played 17 snaps on special teams
- 9/7 vs. CAR:** Saw action at linebacker and recorded two tackles (one solo)... Played six snaps on special teams

2024 (Jaguars)

- Saw action in 15 games and made nine starts... Tallied 74 tackles (48 solo), four tackles for loss, three passes defended and one forced fumble... Posted six tackles (five solo) on special teams
- 10/20 vs. N.E.:** Started at linebacker and recorded nine tackles (five solo) and added one solo tackle on special teams
- 10/13 at CHI:** Led the team with a career-high-tying 10 tackles (eight solo) and one forced fumble
- 9/29 at HOU:** Led the team with 10 tackles (seven solo) and one tackle for loss in his first NFL start

2023 (Jaguars)

- Spent the season on injured reserve

COLLEGE

- Finished his career at Florida with 240 total tackles (124 solo), 23.5 tackles for loss, 7.5 sacks, two forced fumbles, two fumble recoveries and one interception in 49 games played
- Was a two-time SEC Defensive Player of the Week in 2020
- Recorded a career-high 16 total tackles against LSU on 12/12/20

PERSONAL

- Majored in family, youth and community sciences

VENTRELL MILLER'S NFL REGULAR SEASON DEFENSIVE STATISTICS

DATE	TEAM	GP	GS	TACKLES							INTERCEPTIONS					O. FUMB					ST				MISC				
				TK	S	A	TFL	YDS	SK	YDS	QBH	NO	YDS	LG	TD	PD	FF	FR	TD	YDS	TK	S	A	FF	FR	S	A		
2023	Jaguars	0	0	0	0	0	0	0	0	0.0	0.0	0	0	0	0	0	0	0	0	0	0	0	0	0	0	0	0	0	0
2024	Jaguars	15	9	74	48	26	4	5	0.0	0.0	0	0	0	0	0	3	1	0	0	0	0	6	5	1	0	0	0	0	0
2025	Jaguars	3	0	2	1	1	0	0	0.0	0.0	0	0	0	0	0	2	0	0	0	0	0	1	0	1	0	0	0	0	0
NFL TOTALS		18	9	76	49	27	4	5	0.0	0.0	0	0	0	0	0	5	1	0	0	0	0	7	5	2	0	0	0	0	0

SINGLE-GAME HIGHS: DEFENSIVE

Total Tackles	10 at Chicago Bears, Oct 13, 2024 10 at Houston Texans, Sep 29, 2024	Forced Fumbles	1 at Chicago Bears, Oct 13, 2024
Solo Tackles	8 at Chicago Bears, Oct 13, 2024 7 at Houston Texans, Sep 29, 2024	Tackles For Loss	1 vs. Green Bay Packers, Oct 27, 2024 1 vs. Indianapolis Colts, Oct 06, 2024 ...1 more at 1.
Passes Defensed	1 at Cincinnati Bengals, Sep 14, 2025 1 vs. New York Jets, Dec 15, 2024 ...2 more at 1.	Special Teams Tackles	1 vs. Houston Texans, Sep 21, 2025 1 vs. Green Bay Packers, Oct 27, 2024 ...5 more at 1.



2025 GAME-BY-GAME REGULAR-SEASON STATISTICS (JAGUARS)

DATE	OPPONENT	P/S	TACKLES							INTERCEPTIONS					O. FUMB				ST				MISC		SCORE									
			TK	S	A	SK	YDS	TFL	YDS	QBH	NO	YDS	LG	TD	PD	FF	FR	TD	YDS	TK	S	A	FF	FR		S	A	W/L						
09/07	Panthers	P	2	1	1	0.0	0.0	0	0	0	0	0	0	0	0	1	0	0	0	0	0	0	0	0	0	0	0	0	0	0	0	0	W	26-10
09/14	at Bengals	P	0	0	0	0.0	0.0	0	0	0	0	0	0	0	0	1	0	0	0	0	0	0	0	0	0	0	0	0	0	0	0	L	27-31	
09/21	Texans	P	0	0	0	0.0	0.0	0	0	0	0	0	0	0	0	0	0	0	0	0	0	0	0	0	0	0	0	0	0	0	0	W	17-10	
2025 TOTALS			3-0	2	1	1	0.0	0.0	0	0	0	0	0	0	0	2	0	0	0	0	0	0	0	0	0	0	0	0	0	0	0	2-1		

2024 GAME-BY-GAME REGULAR-SEASON STATISTICS (JAGUARS)

DATE	OPPONENT	P/S	TACKLES							INTERCEPTIONS					O. FUMB				ST				MISC		SCORE							
			TK	S	A	SK	YDS	TFL	YDS	QBH	NO	YDS	LG	TD	PD	FF	FR	TD	YDS	TK	S	A	FF	FR		S	A	W/L				
09/08	at Dolphins	P	0	0	0	0.0	0.0	0	0	0	0	0	0	0	0	0	0	0	0	0	0	0	0	0	0	0	0	0	0	0	L	17-20
09/15	Browns	P	1	0	1	0.0	0.0	0	0	0	0	0	0	0	0	0	0	0	0	0	0	0	0	0	0	0	0	0	0	0	L	13-18
09/23	at Bills	P	5	2	3	0.0	0.0	0	0	0	0	0	0	0	1	0	0	0	0	0	0	0	0	0	0	0	0	0	0	0	L	10-47
09/29	at Texans	S	10	7	3	0.0	0.0	1	2	0	0	0	0	0	0	0	0	0	0	0	0	0	0	0	0	0	0	0	0	L	20-24	
10/06	Colts	S	7	6	1	0.0	0.0	1	1	0	0	0	0	0	0	0	0	0	0	0	0	0	0	0	0	0	0	0	0	W	37-34	
10/13	at Bears	S	10	8	2	0.0	0.0	0	0	0	0	0	0	0	0	0	1	0	0	0	0	0	0	0	0	0	0	0	0	L	16-35	
10/20	Patriots	S	9	5	4	0.0	0.0	0	0	0	0	0	0	0	0	0	0	0	0	0	0	0	0	0	0	0	0	0	0	W	32-16	
10/27	Packers	P	6	5	1	0.0	0.0	1	1	0	0	0	0	0	0	0	0	0	0	0	0	0	0	0	0	0	0	0	0	L	27-30	
11/03	at Eagles	S	8	4	4	0.0	0.0	0	0	0	0	0	0	0	0	0	0	0	0	0	0	0	0	0	0	0	0	0	0	L	23-28	
11/10	Vikings	S	4	3	1	0.0	0.0	0	0	0	0	0	0	0	1	0	0	0	0	0	0	0	0	0	0	0	0	0	L	7-12		
11/17	at Lions	S	7	4	3	0.0	0.0	0	0	0	0	0	0	0	0	0	0	0	0	0	0	0	0	0	0	0	0	0	L	6-52		
12/01	Texans	P	4	2	2	0.0	0.0	1	1	0	0	0	0	0	0	0	0	0	0	0	0	0	0	0	0	0	0	0	L	20-23		
12/08	at Titans	S	2	1	1	0.0	0.0	0	0	0	0	0	0	0	0	0	0	0	0	0	0	0	0	0	0	0	0	0	W	10-6		
12/15	Jets	P	0	0	0	0.0	0.0	0	0	0	0	0	0	0	1	0	0	0	0	0	0	0	0	0	0	0	0	L	25-32			
12/22	at Raiders	S	1	1	0	0.0	0.0	0	0	0	0	0	0	0	0	0	0	0	0	0	0	0	0	0	0	0	0	L	14-19			
12/29	Titans																														W	20-13
01/05	at Colts																														L	23-26+
2024 TOTALS			15-9	74	48	26	0.0	0.0	4	5	0	0	0	0	0	3	1	0	0	0	0	0	0	0	0	0	0	0	0	0	4-13	

+ - Overtime





WYATT MILUM | 64

POSITION: OFFENSIVE LINEMAN
HT: 6-6 | WT: 317 | DOB: 12-27-2001
COLLEGE: WEST VIRGINIA
HOMETOWN: KENOVA, W. VA.
ACQ: D3-'25
EXP: R

@MilumWyatt
 @wyattmilum19



KEY TRANSACTIONS

- Originally drafted by Jacksonville in the third round (89th overall) of the 2025 Draft

PRO

2025 (Jaguars)

- 9/21 vs. HOU: Inactive
- 9/14 at CIN: Inactive
- 9/7 vs. CAR: Inactive

COLLEGE

- Started 43-of-47 games at tackle during his career at West Virginia, including 42-straight to close out his college career
- Did not allow a sack in 34 of the last 36 games in which he played, including zero sacks allowed over his last two seasons
- Part of an offense that rushed for 140-plus yards in 27 of its past 29 games
- 2024 honors: Consensus First-Team All-American, Outland Trophy Semifinalist, First-Team All-Big 12, Big 12 Offensive Lineman of the Year, Academic All-Big 12 Conference First-Team
- Started all 11 games at left tackle in his final season (2024) for the ninth-ranked rushing attack among Power Four schools
- Helped the Mountaineers rush for 200-plus yards 18 times and 300-plus yards six times over his last three seasons (2022-24)

PERSONAL

- Played offensive and defensive tackle at Spring Valley High (Huntington, W.Va.)
- Three-time West Virginia All-State honoree, earning First-Team honors as a junior and senior and Second-Team as a sophomore
- In his career, saw action on 1,480 plays and did not allow a sack
- Graduated with his bachelor's degree in multidisciplinary studies
- Received a D1 baseball scholarship offer in eighth grade prior to focusing on football in high school

WYATT MILUM'S NFL REGULAR SEASON STATISTICS

DATE	TEAM	GP	GS
2025	Jaguars	0	0
NFL TOTALS		0	0

2025 GAME-BY-GAME REGULAR-SEASON STATISTICS (JAGUARS)

DATE	OPPONENT	P/S	W/L	SCORE
09/07	Panthers		W	26-10
09/14	at Bengals		L	27-31
09/21	Texans		W	17-10
2025 TOTALS		0-0	2-1	

WYATT MILUM'S COLLEGE STATISTICS

DATE	TEAM	GP	GS
2021	West Virginia	12	8
2022	West Virginia	12	12
2023	West Virginia	12	11
2024	West Virginia	11	11
TOTALS		47	42



COLLEGE 2024 GAME-BY-GAME STATISTICS (WEST VIRGINIA)

DATE	OPPONENT	P/S	W/L	SCORE
08/31	Penn St.	S	L	12-34
09/07	UAlbany	S	W	49-14
09/14	at Pittsburgh	S	L	34-38
09/21	Kansas	S	W	32-28
10/05	at Oklahoma St.	S	W	38-14
10/12	Iowa St.	S	L	16-28
10/19	Kansas St.	S	L	18-45
10/26	at Arizona		W	31-26
11/09	at Cincinnati	S	W	31-24
11/16	Baylor	S	L	35-49
11/23	UCF	S	W	31-21
11/30	at Texas Tech	S	L	15-52
12/17	Memphis		L	37-42
2024 TOTALS			11-11	6-7





JONAH MONHEIM | 60

POSITION: OFFENSIVE LINEMAN
HT: 6-5 | **WT:** 310 | **DOB:** 6-7-2002
COLLEGE: SOUTHERN CALIFORNIA
HOMETOWN: MOORPARK, CALIF.
ACQ: D7-'25
EXP: R

@JonahMonheim
 @jonah_monheim



KEY TRANSACTIONS

- Originally drafted by Jacksonville in the seventh round (221st overall) of the 2025 draft

PRO

2025 (Jaguars)

- 9/21 vs. HOU:** Saw action on special teams
- 9/14 at CIN:** Saw action on special teams
- 9/7 vs. CAR:** Saw action on the offensive line and on special teams

COLLEGE

- Appeared in 52 games in his career (46 starts), including 18 games at right tackle, 12 games at left tackle, 12 at center, and four times at right guard... Has one career tackle
- In 2024, he appeared in 12 games (12 starts) and contributed to USC's top-10 finish in passing offense (291.9) nationally and first in the Big Ten, and ranked 23 in the nation in total offense (437.2) and second in the Big Ten... Earned Third Team All-Big Ten Honors for his 2024 performance
- In 2022, Monheim was a crucial piece of USC QB Caleb Williams' Heisman-winning campaign, allowing him to complete 333-of-500 (.666) passes for 4,537 yards and 42 touchdowns, and was the No. 9 graded tackle in the nation, per Pro Football Focus... Earned an All-Pac-12 Honorable Mention

PERSONAL

- Attended Moorpark (Calif.) High School
- Earned his bachelor's degree in business administration from Southern California and earned placement on the 2021, 2022 and 2023 Pac-12 Academic Honor Roll

JONAH MONHEIM'S NFL REGULAR SEASON STATISTICS

DATE	TEAM	GP	GS
2025	Jaguars	3	0
NFL TOTALS		3	0

2025 GAME-BY-GAME REGULAR-SEASON STATISTICS (JAGUARS)

DATE	OPPONENT	P/S	W/L	SCORE
09/07	Panthers	P	W	26-10
09/14	at Bengals	P	L	27-31
09/21	Texans	P	W	17-10
2025 TOTALS			2-1	

JONAH MONHEIM'S COLLEGE STATISTICS

DATE	TEAM	GP	GS
2020	Southern California	1	0
2021	Southern California	12	7
2022	Southern California	14	14
2023	Southern California	12	11
2024	Southern California	12	12
TOTALS		51	44



COLLEGE 2024 GAME-BY-GAME STATISTICS (SOUTHERN CALIFORNIA)

DATE	OPPONENT	P/S	W/L	SCORE
09/01	at LSU	S	W	27-20
09/07	Utah St.	S	W	48-0
09/21	at Michigan	S	L	24-27
09/28	Wisconsin	S	W	38-21
10/05	at Minnesota	S	L	17-24
10/12	Penn St.	S	L	30-33+
10/19	at Maryland	S	L	28-29
10/25	Rutgers	S	W	42-20
11/02	at Washington	S	L	21-26
11/16	Nebraska	S	W	28-20
11/23	at UCLA	S	W	19-13
11/30	Notre Dame	S	L	35-49
12/27	at Texas A&M		W	35-31
DID NOT PLAY (NON-INJURY)				
2024 TOTALS		12-12	7-6	

+ - Overtime





NICK MULLENS | 14

POSITION: QUARTERBACK
HT: 6-0 | **WT:** 210 | **DOB:** 3-21-1995
COLLEGE: SOUTHERN MISSISSIPPI
HOMETOWN: HOOVER, ALA.
ACQ: UFA (MIN)-'25
EXP: 7th YEAR

@NickMullens
 @nickmullens

KEY TRANSACTIONS

- Signed as an undrafted free agent by the San Francisco 49ers following the 2017 NFL Draft
- Signed by the 49ers to the practice squad on 9/3/17
- Signed by the 49ers from the practice squad to the active roster on 9/26/18
- Re-signed with 49ers on 5/1/20
- Signed by the Philadelphia Eagles on 6/17/21
- Released by the Eagles on 8/28/21
- Signed by the Cleveland Browns to the practice squad on 9/1/21
- Signed by the Browns from the practice squad to the active roster on 1/5/22
- Signed by the Las Vegas Raiders on 4/4/22
- Acquired by the Minnesota Vikings via trade with the Raiders on 8/22/22
- Re-signed by the Vikings on 3/14/23
- Signed with Jacksonville on 3/13/25

PRO

2025 (Jaguars)

- **9/21 vs. HOU:** Did not play
- **9/14 at CIN:** Did not play
- **9/7 vs. CAR:** Did not play

2024 (Vikings)

- Saw action in four games and completed two-of-two passes for 38 yards

2023 (Vikings)

- Started three of the five games in which he appeared for the Vikings and completed 100-of-148 passes for 1,306 yards and seven touchdowns... His three games with at least 300 passing yards were the most in a single season in his career
- **1/7 at DET:** Completed 30-of-33 passes for 396 yards and two touchdowns
- **12/24 vs. DET:** Completed 22-of-36 passes for 411 yards, tallying the second 400-yard passing game of his career and the first since 2018
- **12/16 at CIN:** Made his first career start for the Vikings, completing 26-of-33 for 303 yards and two touchdowns

2022 (Vikings)

- Saw action in four games and completed 21-25 passes for 224 yards and one touchdown
- **1/8 vs. CHI:** Completed 11-of-13 passes for 116 passing yards
- **1/1 at G.B.:** Completed four-of-four passes for 57 yards and one touchdown, his first touchdown pass as a Viking and 27th of his career

2021 (Browns)

- Started one game after spending the majority of the season on the team's practice squad
- **12/20 vs. L.V.:** Completed 20-of-30 attempts for 147 yards with one touchdown in his only start as a Brown

2020 (49ers)

- Appeared in a career-high 10 games (eight starts) and set career-highs in passing yards (2,445), pass attempts (326) and completions (211)
- **12/7 vs. BUF:** Completed 26-of-39 passes for 316 yards and a single-game career-high-tying three touchdowns
- **11/5 vs. G.B.:** Completed 22-of-35 passes for 291 yards and one touchdown
- **9/27 at NYG:** Completed 25-of-36 passes for 343 yards and one touchdown

2019 (49ers)

- Appeared in one contest
- **10/27 vs. CAR:** Logged three rush attempts

2018 (49ers)



- Started eight contests and completed 176-of-274 passes for 2,277 yards and a career-high 13 touchdowns
- **12/30 at LAR:** Completed 23-of-33 attempts for 282 yards and a career-high-tying three touchdowns... Posted his second career game with three passing touchdowns to become the first quarterback in 49ers history to log multiple three-passing touchdown games within their first two seasons since 2000
- **12/2 at SEA:** Completed 30-of-48 passes for a career-high 414 yards and two touchdowns... Became the first 49ers quarterback to throw for 400-plus yards since 2013
- **11/1 vs. OAK:** Completed 16-of-22 attempts for 262 yards and a career-high three touchdowns... Posted a career-best 151.9 passer rating, the second-highest by a quarterback in their NFL debut since 1973 (min. 15 attempts)... Joined Pro Football Hall of Famers Jim Kelly (1986) and Fran Tarkenton (1961) as the only players in NFL history to record 250-plus yards, three-plus touchdowns and zero interceptions in their NFL debut

2017 (49ers)

- Spent the season on the team's practice squad

COLLEGE

- Played in 44 games with 41 starts at Southern Mississippi from 2013-16, completing 928-of-1,546 attempts for 11,994 yards and 87 touchdowns
- In 2016, started 11 contests and completed 243-of-384 attempts for 3,272 yards and 24 touchdowns
- Named the 2015 Conference USA Offensive Player of the Year after starting 14 contests and setting single-season school records for passing yards (4,476) and touchdown passes (38)
- In 2014, started 10 games and completed 218-of-365 attempts for 2,470 passing yards and 12 touchdowns
- As a freshman in 2013, appeared in nine games (six starts) and passed for 1,776 yards and 13 touchdowns while earning Conference USA All-Freshman honors

PERSONAL

- Son of Suzanne and Mark Mullens
- Has an older brother, Frank, and an older sister, Heather
- Uncle, Scott Tabor, played baseball at Arkansas, while grandpa, Ernie Tabor, played Major League baseball for the Philadelphia Phillies
- Majored in marketing
- Attended Spain Park (Ala.) High School and recorded 8,605 career passing yards and 40 touchdowns
- Finished his prep career with the seventh-most passing yards in AHSAA history

NICK MULLENS' NFL REGULAR SEASON PASSING STATISTICS

DATE	TEAM	GP	GS	ATT.	CMP.	PCT.	YDS	AVG.	TD	INT.	LG	SK	LST	RATE
2017	49ers	0	0	0	0	0.0	0	0.0	0	0	0	0	0	0.0
2018	49ers	8	8	274	176	64.2	2,277	8.3	13	10	85t	17	127	90.8
2019	49ers	1	0	0	0	0.0	0	0.0	0	0	0	0	0	0.0
2020	49ers	10	8	326	211	64.7	2,437	7.5	12	12	49	19	139	84.1
2021	Browns	1	1	30	20	66.7	147	4.9	1	0	25	0	0	89.2
2022	Vikings	4	0	25	21	84.0	224	9.0	1	1	37	0	0	100.7
2023	Vikings	5	3	148	100	67.6	1,306	8.8	7	8	47	12	105	88.4
2024	Vikings	4	0	2	2	100.0	38	19.0	0	0	24	0	0	118.8
2025	Jaguars	0	0	0	0	0.0	0	0.0	0	0	0	0	0	0.0
TOTALS		33	20	805	530	65.8	6,429	8.0	34	31	85T	48	371	88.3

NICK MULLENS' NFL REGULAR SEASON RUSHING STATISTICS

DATE	TEAM	NO.	YDS.	AVG.	LG	TD
2017	49ers	0	0	0.0	0	0
2018	49ers	18	-16	-0.9	2	0
2019	49ers	3	-3	-1.0	0	0
2020	49ers	9	8	0.9	7	0
2021	Browns	0	0	0.0	0	0
2022	Vikings	4	8	2.0	4	0
2023	Vikings	10	25	2.5	6	0
2024	Vikings	3	-2	-0.7	0	0
2025	Jaguars	0	0	0.0	0	0
TOTALS		47	20	0.4	7	0



2024 GAME-BY-GAME REGULAR-SEASON STATISTICS (VIKINGS)

DATE	OPPONENT	P/S	PASSING										RUSHING				W/L	SCORE		
			ATT	CMP	YDS	PCT	Y/A	Y/C	TD	INT	LG	SK/YD	RATE	ATT	YDS	LG			TD	
09/08	at Giants																		W	28-6
09/15	49ers																		W	23-17
09/22	Texans	P	0	0	0	0.0	0.0	0.0	0	0	0	0/0	0.0	1	0	0	0		W	34-7
09/29	at Packers																		W	31-29
10/06	Jets	P	1	1	24	100.0	24.0	24.0	0	0	24	0/0	118.8	0	0	0	0		W	23-17
10/20	Lions																		L	29-31
10/24	at Rams																		L	20-30
11/03	Colts																		W	21-13
11/10	at Jaguars																		W	12-7
11/17	at Titans																		W	23-13
11/24	at Bears	P	1	1	14	100.0	14.0	14.0	0	0	14	0/0	118.8	0	0	0	0		W	30-27+
12/01	Cardinals																		W	23-22
12/08	Falcons	P	0	0	0	0.0	0.0	0.0	0	0	0	0/0	0.0	2	-2	-1	0		W	42-21
12/16	Bears																		W	30-12
12/22	at Seahawks																		W	27-24
12/29	Packers																		W	27-25
01/05	at Lions																		L	9-31
2024 TOTALS		4-0	2	2	38	100.0	19.0	19.0	0	0	24	0/0	118.8	3	-2	0	0	14-3		

+ - Overtime

2022 GAME-BY-GAME REGULAR-SEASON STATISTICS (VIKINGS)

DATE	OPPONENT	P/S	PASSING										RUSHING				W/L	SCORE			
			ATT	CMP	YDS	PCT	Y/A	Y/C	TD	INT	LG	SK/YD	RATE	ATT	YDS	LG			TD		
09/11	Packers																			W	23-7
09/19	at Eagles																			L	7-24
09/25	Lions																			W	28-24
10/02	at Saints																			W	28-25
10/09	Bears																			W	29-22
10/16	at Dolphins																			W	24-16
2022 TOTALS		0-0	0	0	0	0.0	0.0	0.0	0	0	0	0/0	0.0	0	0	0	0	0	5-1		





JOHNNY MUNDT | 86

POSITION: TIGHT END

HT: 6-4 | WT: 243 | DOB: 11-23-1994

COLLEGE: OREGON

HOMETOWN: MODESTO, CALIF.

ACQ: UFA (MIN)-'25

EXP: 8th YEAR

 @JMundt83

 @jmundt_

KEY TRANSACTIONS

- Signed as an undrafted free agent by the Los Angeles Rams on 5/3/17
- Signed by the Rams to the practice squad on 9/4/17
- Signed a contract with the Rams on 1/7/18
- Signed a contract with the Rams on 3/16/20
- Signed a contract with the Rams on 3/18/21
- Signed by Minnesota on 3/15/22
- Re-signed by Minnesota on 3/11/24
- Signed with Jacksonville on 3/13/25

PRO

2025 (Jaguars)

- **9/21 vs. HOU:** Started at tight end... Recorded one reception for seven yards... Played eight special teams snaps
- **9/14 at CIN:** Started at tight end and saw action on special teams
- **9/7 vs. CAR:** Saw action at tight end and recorded one reception... Played nine snaps on special teams and registered one tackle

2024 (Vikings)

- Started three of the 17 regular-season games he appeared in, recording 19 receptions for 142 yards and a career-high two touchdowns
- **12/1 vs. ARI:** Recorded 22 yards and one touchdown on two receptions... His touchdown was his second of the season, marking the first season of his career with multiple receiving touchdowns
- **10/6 vs. NYJ:** Caught two passes for 31 yards, marking his fifth-straight game with at least one reception... One of seven tight ends in the NFC with a reception in each of his team's first five games to start the season
- **9/22 vs. HOU:** Hauled in one reception, a two-yard receiving touchdown

2023 (Vikings)

- Played in all 17 games and recorded a single-season career-high 172 yards on 17 receptions
- **1/7 at DET:** Posted single-game career highs in both receptions (five) and receiving yards (58)... His 32-yard reception marked the second-longest of his career
- **12/31 vs. G.B.:** Produced 39 yards and one touchdown on four receptions... His 39 receiving yards marked the third-most of his career

2022 (Vikings)

- Appeared in all 17 regular-season games (12 starts) and recorded 140 yards and one touchdown on 19 receptions... Saw action in the NFC Wild Card game and recorded 12 yards on one reception
- **10/30 vs. ARI:** Registered his first NFL receiving touchdown
- **9/11 vs. G.B.:** Made his first start with the Vikings and tallied three receptions for 17 yards

2021 (Rams)

- Played in six games before being placed on the Reserve/Injured list... Caught one pass, a nine-yard reception, and played 81 snaps on special teams

2020 (Rams)

- Appeared in 16 regular-season games with one start at tight end and hauled in four receptions for 53 yards, averaging 13.3 yards per reception... Played 266 snaps on special teams
- **10/26 vs. CHI:** Started at tight end and posted 48 yards on three receptions... His 48 receiving yards marked the second-most of his career

2019 (Rams)

- Appeared in 13 games (two starts) and finished the season with 26 yards on four receptions
- **11/17 vs. CHI:** Made his first career start

2018 (Rams)

- Appeared in 10 regular-season games and three postseason contests, including Super Bowl LIII



- **12/30 vs. S.F.:** Hauled in his first career reception and contributed on special teams

2017 (Rams)

- Spent Weeks 1-9 on the Rams' practice squad before being signed to the active roster for two games (Week 10 vs. Houston and Week 11 vs. Minnesota)

COLLEGE

- Played in 47 games at Oregon (2013-16) and totaled 46 receptions for 683 yards and eight touchdowns
- Earned Pac-12 All-Conference Honorable Mention and Dudley Randolph Clarke Memorial Award for the team's most improved player in 2016
- Named to the John Mackey Award Watch List (Nation's Top Tight End) in 2015
- Recipient of the program's Len Casanova Award as the team's first-year player who exemplified the ideals and inspiration of the program's former head football coach and athletics director

PERSONAL

- Married his wife, Mariah, in 2019
- Applied Economics, Business and Society major while at Oregon
- Attended Central Catholic High School (Modesto, Calif.) and was a two-time first-team MaxPrep Division IV All-State tight end
- Helped Central Catholic to the IV state championship his senior year and a 14-2 mark to be named Western Athletic League MVP
- Listed 10th among the nation's tight end prospects in high school by ESPN.com
- Enjoys mountain biking, cooking, video games and occasionally plays guitar
- Family farms walnuts

JOHNNY MUNDT'S NFL REGULAR SEASON RUSHING/RECEIVING STATISTICS

DATE	TEAM	GP	GS	RECEIVING					RUSHING				
				NO.	YDS.	AVG.	LG	TD	NO.	YDS.	AVG.	LG	TD
2017	Rams	2	0	0	0	0.0	0	0	0	0	0.0	0	0
2018	Rams	10	0	1	5	5.0	5	0	0	0	0.0	0	0
2019	Rams	13	2	4	26	6.5	9	0	0	0	0.0	0	0
2020	Rams	16	1	4	53	13.3	34	0	0	0	0.0	0	0
2021	Rams	6	0	1	9	9.0	9	0	0	0	0.0	0	0
2022	Vikings	17	12	19	140	7.4	17	1	0	0	0.0	0	0
2023	Vikings	17	0	17	172	10.1	32	1	0	0	0.0	0	0
2024	Vikings	17	3	19	142	7.5	20	2	0	0	0.0	0	0
2025	Jaguars	3	2	1	7	7.0	7	0	0	0	0.0	0	0
NFL TOTALS		101	20	66	554	8.4	34	4	0	0	0.0	0	0

JOHNNY MUNDT'S NFL POSTSEASON RUSHING/RECEIVING STATISTICS

DATE	TEAM	GP	GS	RECEIVING					RUSHING				
				NO.	YDS.	AVG.	LG	TD	NO.	YDS.	AVG.	LG	TD
2018	Rams	3	0	0	0	0.0	0	0	0	0	0.0	0	0
2020	Rams	2	0	0	0	0.0	0	0	0	0	0.0	0	0
2021	Rams	0	0	0	0	0.0	0	0	0	0	0.0	0	0
2022	Vikings	1	0	1	12	12.0	12	0	0	0	0.0	0	0
2024	Vikings	1	1	2	28	14.0	22	0	0	0	0.0	0	0
NFL TOTALS		7	1	3	40	13.3	22	0	0	0	0.0	0	0

SINGLE-GAME HIGHS: RUSHING/RECEIVING

Receptions	5 at Detroit Lions, Jan 07, 2024 4 vs. Detroit Lions, Oct 20, 2024 ...1 more at 4.	Kickoff Returns	1 vs. New England Patriots, Nov 24, 2022
Receiving Yards	58 at Detroit Lions, Jan 07, 2024 48 vs. Chicago Bears, Oct 26, 2020	Special Teams Tackles	2 at Pittsburgh Steelers, Nov 10, 2019 1 at Las Vegas Raiders, Dec 10, 2023 ...5 more at 1.
Receiving Average	16.0 vs. Chicago Bears, Oct 26, 2020 11.6 at Detroit Lions, Jan 07, 2024	Most TDs	1 vs. Arizona Cardinals, Dec 01, 2024 1 vs. Houston Texans, Sep 22, 2024 ...2 more at 1.
Longest Receptions	34 vs. Chicago Bears, Oct 26, 2020 32 at Detroit Lions, Jan 07, 2024	Miscellaneous Tackles	1 vs. Green Bay Packers, Dec 31, 2023
Receiving TDs	1 vs. Arizona Cardinals, Dec 01, 2024 1 vs. Houston Texans, Sep 22, 2024 ...2 more at 1.	Scrimmage Yards	58 at Detroit Lions, Jan 07, 2024 48 vs. Chicago Bears, Oct 26, 2020
All-Purpose Yards	58 at Detroit Lions, Jan 07, 2024 48 vs. Chicago Bears, Oct 26, 2020		



SINGLE-GAME HIGHS - POSTSEASON: RECEIVING

Receptions	2 at Los Angeles Rams, Jan 13, 2025 1 vs. New York Giants, Jan 15, 2023	All-Purpose Yards	28 at Los Angeles Rams, Jan 13, 2025 12 vs. New York Giants, Jan 15, 2023
Receiving Yards	12 vs. New York Giants, Jan 15, 2023	Special Teams Tackles	1 at Green Bay Packers, Jan 16, 2021
Longest Receptions	22 at Los Angeles Rams, Jan 13, 2025 12 vs. New York Giants, Jan 15, 2023	Scrimmage Yards	1 vs. New England Patriots, Feb 03, 2019 12 vs. New York Giants, Jan 15, 2023

2025 GAME-BY-GAME REGULAR-SEASON STATISTICS (JAGUARS)

DATE	OPPONENT	P/S	RECEIVING					RUSHING					W/L	SCORE	
			NO.	YDS.	AVG.	LG	TD	NO.	YDS.	AVG.	LG	TD			
09/07	Panthers	P	0	0	0.0	0	0	0	0	0.0	0	0	0	W	26-10
09/14	at Bengals	S	0	0	0.0	0	0	0	0	0.0	0	0	0	L	27-31
09/21	Texans	S	1	7	7.0	7	0	0	0	0.0	0	0	0	W	17-10
2025 TOTALS		3-2	1	7	7.0	7	0	0	0	0.0	0	0	0	2-1	

2024 GAME-BY-GAME REGULAR-SEASON STATISTICS (VIKINGS)

DATE	OPPONENT	P/S	RECEIVING					RUSHING					W/L	SCORE	
			NO.	YDS.	AVG.	LG	TD	NO.	YDS.	AVG.	LG	TD			
09/08	at Giants	P	2	15	7.5	9	0	0	0	0.0	0	0	0	W	28-6
09/15	49ers	S	2	12	6.0	6	0	0	0	0.0	0	0	0	W	23-17
09/22	Texans	S	1	2	2.0	2t	1	0	0	0.0	0	0	0	W	34-7
09/29	at Packers	P	2	15	7.5	9	0	0	0	0.0	0	0	0	W	31-29
10/06	Jets	S	2	31	15.5	20	0	0	0	0.0	0	0	0	W	23-17
10/20	Lions	P	4	8	2.0	3	0	0	0	0.0	0	0	0	L	29-31
10/24	at Rams	P	1	10	10.0	10	0	0	0	0.0	0	0	0	L	20-30
11/03	Colts	P	0	0	0.0	0	0	0	0	0.0	0	0	0	W	21-13
11/10	at Jaguars	P	0	0	0.0	0	0	0	0	0.0	0	0	0	W	12-7
11/17	at Titans	P	1	13	13.0	13	0	0	0	0.0	0	0	0	W	23-13
11/24	at Bears	P	1	7	7.0	7	0	0	0	0.0	0	0	0	W	30-27+
12/01	Cardinals	P	2	22	11.0	18	1	0	0	0.0	0	0	0	W	23-22
12/08	Falcons	P	0	0	0.0	0	0	0	0	0.0	0	0	0	W	42-21
12/16	Bears	P	0	0	0.0	0	0	0	0	0.0	0	0	0	W	30-12
12/22	at Seahawks	P	0	0	0.0	0	0	0	0	0.0	0	0	0	W	27-24
12/29	Packers	P	1	7	7.0	7	0	0	0	0.0	0	0	0	W	27-25
01/05	at Lions	P	0	0	0.0	0	0	0	0	0.0	0	0	0	L	9-31
2024 TOTALS		17-3	19	142	7.5	20	2	0	0	0.0	0	0	0	14-3	

+ - Overtime

2024 GAME-BY-GAME POSTSEASON STATISTICS (VIKINGS)

DATE	OPPONENT	P/S	RECEIVING					RUSHING					W/L	SCORE	
			NO.	YDS.	AVG.	LG	TD	NO.	YDS.	AVG.	LG	TD			
01/13	at Rams	S	2	28	14.0	22	0	0	0	0.0	0	0	0	L	9-27
2024 TOTALS		1-1	2	28	14.0	22	0	0	0	0.0	0	0	0	0-1	





ERIC MURRAY | 29

POSITION: SAFETY
HT: 5-11 | **WT:** 199 | **DOB:** 1-7-1994
COLLEGE: MINNESOTA
HOMETOWN: MILWAUKEE, WIS.
ACQ: UFA (HOU)-'25
EXP: 10th YEAR

 @e_murray21

KEY TRANSACTIONS

- Drafted by the Kansas City Chiefs in the fourth round (106th overall) of the 2016 NFL Draft
- Acquired via trade by the Cleveland Browns from the Chiefs on 4/1/19
- Signed by the Houston Texans as an unrestricted free agent on 3/21/20
- Signed a contract extension with the Texans on 3/12/24
- Signed with Jacksonville on 3/13/25

PRO

2025 (Jaguars)

- **9/21 vs. HOU:** Started at safety... Recorded four tackles (two solo)
- **9/14 at CIN:** Started at safety... Recorded six tackles (five solo) and intercepted a pass from QB Jake Browning
- **9/7 vs. CAR:** Started at safety... Recorded seven tackles (three solo) and two passes defended

2024 (Dolphins)

- Played in the final four games of the season after spending seven games on Miami's practice squad
- **12/15 at HOU:** Made his Dolphins debut

2023 (Chiefs)

- Appeared in 12 regular-season games and totaled 15 tackles (seven solo), including one tackle for loss... Also appeared in one postseason contest, winning Super Bowl LVIII as a member of the practice squad
- **1/21 at BUF:** Registered one solo tackle in the AFC Divisional Round win
- **1/7 at LAC:** Totaled three tackles (one solo)
- **9/7 vs. DET:** Posted three tackles (one solo)

2022 (Falcons)

- Played in six games and registered 12 tackles (three solo)

2021 (Cardinals)

- Played in 16 games (11 starts) and totaled a then-career-high 73 defensive tackles (47 solo), four passes defended, three special teams tackles (one solo) and one interception
- **11/21 at TEN:** Posted a season-high 11 tackles (six solo) and one pass defended
- **11/7 at MIA:** Caught his second-career interception while tying for second on the team in tackles (eight)

2020 (Titans)

- Started 14 games in his first season with the Texans and posted 71 total tackles (47 solo) while also adding four quarterback hits, 2.0 sacks, two tackles for loss, two passes defended and one forced fumble
- **12/13 at CHI:** Finished with a career-high 11 total tackles and 2.0 sacks, becoming the fifth defensive back since 1994 with at least 11 tackles and 2.0 sacks in a single game
- **9/27 at PIT:** Totaled five tackles, one quarterback hit and one pass defended and forced the first fumble of his career

2019 (Titans)

- Saw action in nine games (four starts), finishing the season with 23 tackles (15 solo), three tackles for loss, 1.0 sack, one quarterback hit and one pass defended
- **10/27 at N.E.:** Logged the second sack of his career, dropping Patriots QB Tom Brady for a loss of four yards to force a punt

2018 (Titans)

- Appeared in 15 games (nine starts), notching 55 tackles, two passes defended, one interception, one tackle for loss and one quarterback hit... Played in two playoff games and totaled seven tackles (five solo) on defense and three tackles (two solo) on special teams
- **10/1 at DEN:** Registered six tackles (five solo) and his first career interception

COLLEGE



- Played in 52 games (39 starts) at the University of Minnesota (2012-15)
- Totaled 192 tackles, 24 passes defended, three forced fumbles, three fumble recoveries, two interceptions and two blocked kicks over his collegiate career
- Earned All-Big Ten Second-Team honors as a junior and All-Big Ten Third-Team honors as a senior
- Received the Carl Eller Award (team's top defensive player) in 2015 and was named the team's Defensive Back of the Year

PERSONAL

- Attended Riverside University High School in Milwaukee, Wis., where he played on both sides of the ball at running back and cornerback
- As a senior, rushed for 444 yards and six touchdowns, while tallying 434 receiving yards and five receiving touchdowns on offense and three interceptions on defense
- Earned First-Team All-State honors as a defensive back, helping Riverside to an 11-2 record and a city championship in 2011

ERIC MURRAY'S NFL REGULAR SEASON DEFENSIVE STATISTICS

DATE	TEAM	GP	TACKLES							INTERCEPTIONS						O. FUMB				ST			MISC			
			GS	TK	S	A	TFL	YDS	SK	YDS	QBH	NO	YDS	LG	TD	PD	FF	FR	TD	YDS	TK	S	A	FF	FR	S
2016	Chiefs	16	0	3	3	0	0	0	0.0	0.0	0	0	0	0	0	0	1	0	0	0	6	6	0	0	0	0
2017	Chiefs	14	2	30	26	4	2	13	1.0	9.0	1	0	0	0	5	0	0	0	0	6	5	1	0	0	0	
2018	Chiefs	15	9	55	43	12	1	11	0.0	0.0	1	1	0	0	2	0	0	0	0	0	0	0	0	0	0	
2019	Browns	9	4	23	15	8	3	8	1.0	4.0	1	0	0	0	1	0	0	0	1	0	1	0	0	0	0	
2020	Texans	14	14	71	47	24	2	18	2.0	18.0	4	0	0	0	2	1	0	0	0	0	0	0	0	0	0	
2021	Texans	16	11	73	47	26	0	0	0.0	0.0	0	1	0	0	4	0	0	0	0	3	1	2	0	0	0	
2022	Texans	17	0	17	11	6	0	0	0.0	0.0	0	0	0	0	0	0	0	0	0	10	7	3	0	0	0	
2023	Texans	6	4	11	6	5	0	0	0.0	0.0	0	0	0	0	0	1	0	0	0	2	2	0	0	0	0	
2024	Texans	17	14	74	49	25	2	15	1.0	14.0	2	1	0	0	10	0	0	0	1	1	0	0	0	0	0	
2025	Jaguars	3	3	17	10	7	0	0	0.0	0.0	1	1	12	12	0	3	0	0	0	1	1	0	0	0	0	
NFL TOTALS		127	61	374	257	117	10	65	5.0	45.0	10	4	12	12	0	27	2	1	0	0	30	23	7	0	0	0

ERIC MURRAY'S NFL POSTSEASON DEFENSIVE STATISTICS

DATE	TEAM	GP	TACKLES							INTERCEPTIONS						O. FUMB				ST			MISC			
			GS	TK	S	A	TFL	YDS	SK	YDS	QBH	NO	YDS	LG	TD	PD	FF	FR	TD	YDS	TK	S	A	FF	FR	S
2016	Chiefs	1	0	0	0	0	0	0	0.0	0.0	0	0	0	0	0	0	0	0	0	1	1	0	0	0	0	0
2017	Chiefs	1	0	1	1	0	0	0	0.0	0.0	0	0	0	0	0	0	0	0	0	0	0	0	0	0	0	0
2018	Chiefs	2	0	7	5	2	0	0	0.0	0.0	0	0	0	0	0	0	0	0	0	3	2	1	0	0	0	0
2023	Texans	0	0	0	0	0	0	0	0.0	0.0	0	0	0	0	0	0	0	0	0	0	0	0	0	0	0	0
2024	Texans	2	2	11	8	3	0	0	0.0	0.0	1	1	38	38t	1	2	0	0	0	0	0	0	0	0	0	0
NFL TOTALS		6	2	19	14	5	0	0	0.0	0.0	1	1	38	38t	1	2	0	0	0	0	4	3	1	0	0	0

SINGLE-GAME HIGHS: DEFENSIVE

Total Tackles	11 at Tennessee Titans, Nov 21, 2021 11 at Chicago Bears, Dec 13, 2020	Fumble Recoveries	1 vs. New York Jets, Sep 25, 2016
Solo Tackles	10 at Chicago Bears, Dec 13, 2020 8 at Kansas City Chiefs, Dec 21, 2024	Tackles For Loss	2 at Chicago Bears, Dec 13, 2020 2 at New England Patriots, Oct 27, 2019
Sacks	2.0 at Chicago Bears, Dec 13, 2020 1.0 vs. Jacksonville Jaguars, Sep 29, 2024 ...2 more at 1.0.	Interceptions	1 at Cincinnati Bengals, Sep 14, 2025 1 at New England Patriots, Oct 13, 2024 ...2 more at 1.
Passes Defensed	3 vs. Indianapolis Colts, Oct 27, 2024 2 vs. Carolina Panthers, Sep 07, 2025 ...1 more at 2.	Special Teams Tackles	2 at Las Vegas Raiders, Oct 23, 2022 2 at Chicago Bears, Sep 25, 2022
Forced Fumbles	1 at Jacksonville Jaguars, Sep 24, 2023 1 at Pittsburgh Steelers, Sep 27, 2020		

SINGLE-GAME HIGHS - POSTSEASON: DEFENSIVE

Total Tackles	7 vs. Los Angeles Chargers, Jan 11, 2025 5 vs. Indianapolis Colts, Jan 12, 2019	Interceptions	1 vs. Los Angeles Chargers, Jan 11, 2025
Solo Tackles	4 at Kansas City Chiefs, Jan 18, 2025 4 vs. Los Angeles Chargers, Jan 11, 2025	Special Teams Tackles	2 vs. Indianapolis Colts, Jan 12, 2019 1 vs. New England Patriots, Jan 20, 2019 ...1 more at 1.
Passes Defensed	1 at Kansas City Chiefs, Jan 18, 2025 1 vs. Los Angeles Chargers, Jan 11, 2025		



2025 GAME-BY-GAME REGULAR-SEASON STATISTICS (JAGUARS)

DATE	OPPONENT	P/S	TACKLES								INTERCEPTIONS					O. FUMB				ST				MISC		SCORE	
			TK	S	A	SK	YDS	TFL	YDS	QBH	NO	YDS	LG	TD	PD	FF	FR	TD	YDS	TK	S	A	FF	FR	S		A
09/07	Panthers	S	7	3	4	0.0	0.0	0	0	1	0	0	0	0	2	0	0	0	0	0	0	0	0	0	0	W	26-10
09/14	at Bengals	S	6	5	1	0.0	0.0	0	0	0	1	12	12	0	1	0	0	0	0	1	1	0	0	0	0	L	27-31
09/21	Texans	S	4	2	2	0.0	0.0	0	0	0	0	0	0	0	0	0	0	0	0	0	0	0	0	0	0	W	17-10
2025 TOTALS		3-3	17	10	7	0.0	0.0	0	0	1	1	12	12	0	3	0	0	0	0	1	1	0	0	0	0	2-1	

2024 GAME-BY-GAME REGULAR-SEASON STATISTICS (TEXANS)

DATE	OPPONENT	P/S	TACKLES								INTERCEPTIONS					O. FUMB				ST				MISC		SCORE	
			TK	S	A	SK	YDS	TFL	YDS	QBH	NO	YDS	LG	TD	PD	FF	FR	TD	YDS	TK	S	A	FF	FR	S		A
09/08	at Colts	S	0	0	0	0.0	0.0	0	0	0	0	0	0	0	0	0	0	0	0	0	0	0	0	0	0	W	29-27
09/15	Bears	S	2	2	0	0.0	0.0	0	0	0	0	0	0	0	1	0	0	0	0	0	0	0	0	0	0	W	19-13
09/22	at Vikings	S	1	0	1	0.0	0.0	0	0	0	0	0	0	0	1	0	0	0	0	0	0	0	0	0	0	L	7-34
09/29	Jaguars	S	4	3	1	1.0	14.0	1	14	1	0	0	0	0	1	0	0	0	0	0	0	0	0	0	0	W	24-20
10/06	Bills	P	3	3	0	0.0	0.0	0	0	0	0	0	0	0	1	0	0	0	0	0	0	0	0	0	0	W	23-20
10/13	at Patriots	S	7	4	3	0.0	0.0	0	0	0	1	0	0	0	1	0	0	0	0	0	0	0	0	0	0	W	41-21
10/20	at Packers	S	2	2	0	0.0	0.0	0	0	0	0	0	0	0	0	0	0	0	0	0	0	0	0	0	0	L	22-24
10/27	Colts	S	7	5	2	0.0	0.0	0	0	0	0	0	0	0	3	0	0	0	0	0	0	0	0	0	0	W	23-20
10/31	at Jets	S	6	3	3	0.0	0.0	0	0	0	0	0	0	0	0	0	0	0	0	0	0	0	0	0	0	L	13-21
11/10	Lions	S	4	3	1	0.0	0.0	0	0	0	0	0	0	0	0	0	0	0	0	0	0	0	0	0	0	L	23-26
11/18	at Cowboys	P	0	0	0	0.0	0.0	0	0	0	0	0	0	0	1	0	0	0	0	0	0	0	0	0	0	W	34-10
11/24	Titans	P	4	3	1	0.0	0.0	0	0	0	0	0	0	0	0	0	0	0	0	1	1	0	0	0	0	L	27-32
12/01	at Jaguars	S	8	3	5	0.0	0.0	0	0	0	0	0	0	0	1	0	0	0	0	0	0	0	0	0	0	W	23-20
12/15	Dolphins	S	3	2	1	0.0	0.0	0	0	0	0	0	0	0	0	0	0	0	0	0	0	0	0	0	0	W	20-12
12/21	at Chiefs	S	10	8	2	0.0	0.0	0	0	0	0	0	0	0	0	0	0	0	0	0	0	0	0	0	0	L	19-27
12/25	Ravens	S	9	4	5	0.0	0.0	0	0	1	0	0	0	0	0	0	0	0	0	0	0	0	0	0	0	L	2-31
01/05	at Titans	S	4	4	0	0.0	0.0	1	1	0	0	0	0	0	0	0	0	0	0	0	0	0	0	0	0	W	23-14
2024 TOTALS		17-14	74	49	25	1.0	14.0	2	15	2	1	0	0	0	10	0	0	0	0	1	1	0	0	0	0	10-7	

2024 GAME-BY-GAME POSTSEASON STATISTICS (TEXANS)

DATE	OPPONENT	P/S	TACKLES								INTERCEPTIONS					O. FUMB				ST				MISC		SCORE	
			TK	S	A	SK	YDS	TFL	YDS	QBH	NO	YDS	LG	TD	PD	FF	FR	TD	YDS	TK	S	A	FF	FR	S		A
01/11	Chargers	S	7	4	3	0.0	0.0	0	0	0	1	38	38	1	1	0	0	0	0	0	0	0	0	0	0	W	32-12
01/18	at Chiefs	S	4	4	0	0.0	0.0	0	0	1	0	0	0	0	1	0	0	0	0	0	0	0	0	0	0	L	14-23
2024 TOTALS		2-2	11	8	3	0.0	0.0	0	0	1	1	38	38T	1	2	0	0	0	0	0	0	0	0	0	0	1-1	





EMMANUEL OGBAH | 90

POSITION: DEFENSIVE LINEMAN
HT: 6-4 | **WT:** 275 | **DOB:** 11-6-1993
COLLEGE: OKLAHOMA STATE
HOMETOWN: HOUSTON, TEXAS
ACQ: UFA (MIA) '25
EXP: 10th YEAR

@EmanOgbah
 @emanogbah

KEY TRANSACTIONS

- Originally drafted by Cleveland in the second round (32nd overall) of the 2016 NFL Draft (New England forfeited first-round pick)
- Traded from Cleveland to Kansas City on 4/1/19
- Signed a contract with Miami on 3/17/20
- Signed a contract with Miami on 3/14/22
- Signed a contract with Miami on 7/23/24
- Signed with Jacksonville on 4/28/25

PRO

Career Highlights

- Ogbah's 41 passes defended are fourth-most by a defensive lineman since he entered the league in 2016

2025 (Jaguars)

- **9/21 vs. HOU:** Saw action on the defensive line
- **9/14 at CIN:** Saw action on the defensive line and on special teams
- **9/7 vs. CAR:** Saw action on the defensive line... Recorded one tackle

2024 (Dolphins)

- Started 16 games and totaled 49 tackles (27 solo), 11 quarterback hits, nine tackles for loss, 5.0 sacks, an interception and a forced fumble
- **12/19 at CLE:** Posted five tackles (four solo), two quarterback hits, 1.0 sack, one tackle for loss and a forced fumble
- **9/30 vs. TEN:** Recorded a season-high six tackles (three solo), one tackle for loss, one pass defended, one quarterback hit and the second interception of his career

2023 (Dolphins)

- Played in 15 games (one start) and registered 19 tackles (seven solo), 5.0 sacks, two passes defended, an interception and a forced fumble... Appeared in Miami's Wild Card matchup at Kansas City and produced four tackles (two solo) and one pass defended
- **11/24 at NYJ:** Recorded two tackles (one solo) and a strip-sack with 3:35 remaining in the fourth quarter
- **9/24 vs. DEN:** Totaled three tackles (one solo), 1.0 sack, one pass defended and the first interception of his career

2022 (Dolphins)

- Appeared in nine games (three starts) before being placed on season-ending injured reserve... Registered 11 tackles (seven solo), 1.0 sack and a blocked field goal
- Recipient of the 2022 Nat Moore Community Service Award
- **9/25 vs. BUF:** Blocked a 38-yard field goal attempt in the fourth quarter, the first field-goal block of his career
- **9/11 vs. N.E.:** Produced four tackles (three solo) and 1.0 sack

2021 (Dolphins)

- Played in all 17 games (11 starts) and totaled 41 tackles (26 solo), 9.0 sacks (tied career high), 12 passes defended, a forced fumble and a fumble recovery... His 12 passes defended were a career-high and the most by an NFL defensive lineman since 2016
- **12/27 at N.O.:** Registered a single-game season-high five tackles (three solo) and 2.0 sacks
- **11/7 vs. HOU:** Set a single-game career high in sacks (2.5) along with four tackles (two solo) and a pass defended

2020 (Dolphins)

- Appeared in all 16 games (12 starts) and produced 42 tackles (25 solo), 9.0 sacks, five passes defended and three forced fumbles... His 9.0 sacks were a career high and tied for 14th in the NFL
- Registered at least 1.0 sack in six consecutive games from Week 4 to Week 10, which tied for the second-longest sack streak in Dolphins history
- **11/8 at ARI:** Recorded five tackles (four solo), 1.0 sack, a pass defended and a forced fumble... Strip-sacked QB Kyler Murray in the first quarter to set up a 36-yard fumble recovery touchdown by DE Shaq Lawson
- **11/1 vs. LAR:** Posted one solo tackle, 1.0 sack, a pass defended and a forced fumble... His strip-sack of QB Jared Goff in the second quarter was recovered by LB Andrew Van Ginkel and returned 78 yards for a touchdown



EMMANUEL OGBAH'S NFL POSTSEASON DEFENSIVE STATISTICS

DATE	TEAM	GP	TACKLES							INTERCEPTIONS						O. FUMB				ST				MISC			
			GS	TK	S	A	TFL	YDS	SK	YDS	QBH	NO	YDS	LG	TD	PD	FF	FR	TD	YDS	TK	S	A	FF	FR	S	A
2019	Chiefs	0	0	0	0	0	0	0	0.0	0.0	0	0	0	0	0	0	0	0	0	0	0	0	0	0	0	0	0
2022	Dolphins	0	0	0	0	0	0	0	0.0	0.0	0	0	0	0	0	0	0	0	0	0	0	0	0	0	0	0	
2023	Dolphins	1	1	4	2	2	0	0	0.0	0.0	0	0	0	0	0	1	0	0	0	0	0	0	0	0	0	0	
NFL TOTALS		1	1	4	2	2	0	0	0.0	0.0	0	0	0	0	0	1	0	0	0	0	0	0	0	0	0	0	

SINGLE-GAME HIGHS: DEFENSIVE

Total Tackles	7 at Washington Redskins, Oct 02, 2016 6 vs. Tennessee Titans, Sep 30, 2024 ...7 more at 6.	Forced Fumbles	2 vs. Cincinnati Bengals, Oct 01, 2017 1 at Cleveland Browns, Dec 29, 2024 ...6 more at 1.
Solo Tackles	5 vs. Houston Texans, Oct 13, 2019 5 at Cincinnati Bengals, Oct 23, 2016	Fumble Recoveries	1 vs. New York Jets, Dec 19, 2021 1 vs. Kansas City Chiefs, Dec 13, 2020 ...2 more at 1.
Sacks	2.5 vs. Houston Texans, Nov 07, 2021 2.0 at New Orleans Saints, Dec 27, 2021 ...3 more at 2.0.	Tackles For Loss	3 at Detroit Lions, Nov 12, 2017 2 vs. Houston Texans, Nov 07, 2021 ...2 more at 2.
Passes Defensed	2 vs. New England Patriots, Jan 09, 2022 2 at Buffalo Bills, Oct 31, 2021 ...5 more at 2.		

2025 GAME-BY-GAME REGULAR-SEASON STATISTICS (JAGUARS)

DATE	OPPONENT	P/S	TACKLES							INTERCEPTIONS						O. FUMB				ST				MISC				
			TK	S	A	SK	YDS	TFL	YDS	QBH	NO	YDS	LG	TD	PD	FF	FR	TD	YDS	TK	S	A	FF	FR	S	A	W/L	SCORE
09/07	Panthers	P	1	0	1	0.0	0.0	0	0	0	0	0	0	0	0	0	0	0	0	0	0	0	0	0	0	0	W	26-10
09/14	at Bengals	P	0	0	0	0.0	0.0	0	0	0	0	0	0	0	0	0	0	0	0	0	0	0	0	0	0	L	27-31	
09/21	Texans	P	0	0	0	0.0	0.0	0	0	0	0	0	0	0	0	0	0	0	0	0	0	0	0	0	0	W	17-10	
2025 TOTALS		3-0	1	0	1	0.0	0.0	0	0	0	0	0	0	0	0	0	0	0	0	0	0	0	0	0	0	2-1		

2024 GAME-BY-GAME REGULAR-SEASON STATISTICS (DOLPHINS)

DATE	OPPONENT	P/S	TACKLES							INTERCEPTIONS						O. FUMB				ST				MISC				
			TK	S	A	SK	YDS	TFL	YDS	QBH	NO	YDS	LG	TD	PD	FF	FR	TD	YDS	TK	S	A	FF	FR	S	A	W/L	SCORE
09/08	Jaguars	S	4	2	2	1.0	4.0	1	4	2	0	0	0	0	0	0	0	0	0	0	0	0	0	0	0	0	W	20-17
09/12	Bills	S	1	1	0	0.0	0.0	0	0	0	0	0	0	0	0	0	0	0	0	0	0	0	0	0	0	L	10-31	
09/22	at Seahawks	S	3	2	1	0.0	0.0	1	1	1	0	0	0	0	0	0	0	0	0	0	0	0	0	0	0	L	3-24	
09/30	Titans	S	6	3	3	0.0	0.0	1	1	1	1	0	0	0	1	0	0	0	0	0	0	0	0	0	0	L	12-31	
10/06	at Patriots	S	4	4	0	1.0	3.0	1	3	1	0	0	0	0	0	0	0	0	0	0	0	0	0	0	0	W	15-10	
10/20	at Colts		ON INACTIVE LIST																								L	10-16
10/27	Cardinals	S	3	2	1	0.0	0.0	1	10	0	0	0	0	0	1	0	0	0	0	0	0	0	0	0	0	L	27-28	
11/03	at Bills	S	2	1	1	0.0	0.0	1	7	0	0	0	0	0	0	0	0	0	0	0	0	0	0	0	0	L	27-30	
11/11	at Rams	S	2	1	1	0.0	0.0	0	0	0	0	0	0	0	0	0	0	0	0	0	0	0	0	0	0	W	23-15	
11/17	Raiders	S	1	1	0	1.0	1.0	1	1	1	0	0	0	0	0	0	0	0	0	0	0	0	0	0	0	W	34-19	
11/24	Patriots	S	2	0	2	0.5	2.5	0	0	1	0	0	0	0	0	0	0	0	0	0	0	0	0	0	0	W	34-15	
11/28	at Packers	S	5	1	4	0.0	0.0	0	0	0	0	0	0	0	0	0	0	0	0	0	0	0	0	0	0	L	17-30	
12/08	Jets	S	1	0	1	0.0	0.0	0	0	0	0	0	0	0	0	0	0	0	0	0	0	0	0	0	0	W	32-26+	
12/15	at Texans	S	3	2	1	0.0	0.0	0	0	0	0	0	0	0	0	0	0	0	0	0	0	0	0	0	0	L	12-20	
12/22	49ers	S	5	2	3	0.0	0.0	0	0	1	0	0	0	0	0	0	0	0	0	0	0	0	0	0	0	W	29-17	
12/29	at Browns	S	5	4	1	1.0	8.0	1	8	2	0	0	0	0	0	1	0	0	0	0	0	0	0	0	0	W	20-3	
01/05	at Jets	S	2	1	1	0.5	3.5	1	2	1	0	0	0	0	0	0	0	0	0	0	0	0	0	0	0	L	20-32	
2024 TOTALS		16-16	49	27	22	5.0	22.0	9	37	11	1	0	0	0	2	1	0	0	0	0	0	0	0	0	0	8-9		

+ - Overtime





FOYESADE OLUOKUN | 23

POSITION: LINEBACKER
HT: 6-2 | **WT:** 230 | **DOB:** 8-2-1995
COLLEGE: YALE
HOMETOWN: ST. LOUIS, MO.
ACQ: UFA (ATL)-'22
EXP: 8th YEAR

 @foyelicious
 @foyelicious

KEY TRANSACTIONS

- Originally drafted by Atlanta in the sixth round (200th overall) of the 2018 draft
- Signed by Jacksonville as an unrestricted free agent on 3/16/22
- Signed a contract extension with Jacksonville on 3/29/24

PRO

Career Highlights

- Since entering the league in 2018, his 929 tackles are the third-most in the NFL
- Oluokun's 25 games with double-digit tackles are third-most in the NFL since he joined the Jaguars in 2022 and are second-most in franchise history
- Oluokun's eight interceptions are ninth-most among linebackers since he entered the league in 2018

2025 (Jaguars)

- Voted a captain for the 2025 season
- Earned AFC Defensive Player of the Week honors in Week 1
- **9/21 vs. HOU:** Started at linebacker and recorded six tackles (five solo)
- **9/14 at CIN:** Started at linebacker and registered seven tackles (three solo) including two tackles for loss, 1.0 sack and one pass defended... His 28 tackles for loss since joining the Jaguars in 2022 are ninth most among linebackers in the AFC
- **9/7 vs. CAR:** Started at linebacker and registered 10 tackles (six solo), one interception, one forced fumble and one pass defended... Became the fourth player in franchise history with 10-plus tackles, an interception and a forced fumble in a single game... Registered his third career game with multiple turnovers forced and was the only player in the NFL in Week 1 with multiple turnovers forced... Eclipsed 300 solo tackles since coming to Jacksonville in 2022 (305), becoming the fastest player to reach the mark in franchise history (48 games)

2024 (Jaguars)

- Voted a captain for the 2024 season
- Started all 13 games in which he appeared... Registered 107 tackles (60 solo), seven passes defended, six tackles for loss, 1.0 sack, one quarterback hit and one interception... Became one of seven players with an active streak of 100-plus tackles in five-plus seasons (five)
- **12/1 vs. HOU:** Recorded four tackles (three solo) and a career-high-tying two passes defended
- **11/10 vs. MIN:** Recorded 11 tackles (six solo) and one interception... His interception was his first of the season and second as a Jaguar
- **9/15 vs. CLE:** Recorded eight tackles (three solo), one tackle for loss, one quarterback hit and 1.0 sack for a loss of nine yards... Played in his 100th career game... Recorded his 34th-straight game with six-plus tackles, the third-longest such streak in the NFL since the 1970 merger

2023 (Jaguars)

- Voted a captain for the 2023 season
- Started all 17 games and recorded 173 tackles (111 solo), 10 quarterback hits, eight tackles for loss, six passes defended, three fumble recoveries, one forced fumble and one interception he returned 24 yards for a touchdown... His 173 total tackles ranked fourth in the NFL
- **12/24 at T.B.:** Posted 12 total tackles (seven solo) and one quarterback hit... Became the fifth player in the NFL since 2000 to record three consecutive seasons with at least 150 tackles... Reached 500-career solo tackles
- **11/12 vs. S.F.:** Posted a single-game career-high 2.0 sacks
- **10/19 at N.O.:** Posted 14 total tackles (nine solo), two passes defended and a 24-yard interception resulting in a touchdown for the first time in his career
- **10/15 vs. IND:** Recorded 15 total tackles (10 solo), two passes defended and one tackle for loss... Tied the most tackles in a single game against the Colts in team history

2022 (Jaguars)

- Voted a captain for the 2022 season
- Started all 17 games and both postseason games... In the regular season, he led the NFL with 184 tackles (128 solo), 12 tackles for loss, five passes defended, 2.0 sacks, two forced fumbles and two fumble recoveries... In the postseason, he posted 27 tackles (12 solo) and two quarterback hits... Oluokun's 184 single-season total tackles and 128 solo tackles are the most in franchise history
- **1/7 vs. TEN:** Started at linebacker and recorded a team-leading 13 tackles (eight solo), 1.0 sack and one pass defended
- **12/22 at NYJ:** Started at linebacker and recorded six tackles (three solo), one QB hit, two passes defended and two forced fumbles
- **12/18 vs. DAL:** Started at linebacker and recorded 14 tackles (9 solo), including one tackle for loss... Surpassed 600 career tackles in the



game

- **11/27 vs. BAL:** Recorded a career-high 18 tackles (13 solo)... Oluokun's 18 tackles tied for the third-most single-game tackles in the 2022 season and were the most by any Jaguars player since LB Paul Posluszny recorded 18 in 2015

2021 (Falcons)

- Started all 17 games and totaled 192 total tackles (102 solo), four tackles for loss, seven quarterback hits, one forced fumble, 2.0 sacks, three interceptions and six passes defended
- Led the NFL in tackles (192) and also set single-season career highs in passes defended (six) and interceptions (three)
- **9/26 at NYG:** Matched his career-high with 14 total tackles (nine solo), one tackle for loss and one quarterback hit

2020 (Falcons)

- Set single-season career-highs in sacks (3.0), forced fumbles (four) and quarterback hits (nine) in 15 games with 15 starts in 2020
- **11/8 vs. DEN:** Recorded 10 tackles and 1.0 sack

2019 (Falcons)

- Recorded 56 tackles (32 solo), two tackles for loss and six special teams tackles in 16 games in 2019

2018 (Falcons)

- During rookie campaign, played in 16 games with seven starts, tallying 89 tackles (50 solo), two tackles for loss, two QB hits, one pass defended and one special teams tackle

COLLEGE

- Played in 42 total games for the Bulldogs and tallied 271 total tackles, 13.5 tackles for loss and four interceptions
- Made 75 total stops in 2016, earning Ivy League Honor Roll in games against Cornell and Princeton
- Played in three games before suffering an injury in 2015, blocking two field goal attempts with eight tackles and two pass breakups
- Earned Second-Team All-Ivy League honors after playing in all 10 games and tallying a team-high 79 total tackles (36 solo) with two interceptions, one blocked kick, two pass breakups and 1.5 tackles for a loss in 2014
- Named a Second-Team All-Ivy League performer after starting all 10 games during his freshman season... Received Yale's Charles Loftus Award for the most valuable freshman, posting 59 tackles, one tackle for loss and four pass breakups

PERSONAL

- Attended the 2024 and 2025 UK player tours
- Named All-League, All-District and First-Team All-State during his senior year at Johns Burroughs High School
- Earned eight varsity letters between football and basketball and was a team captain, All-League and All-District in basketball
- Played high school football with Dallas Cowboys running back Ezekiel Elliott
- In 2019, he served as a celebrity chef at a March of Dimes fundraiser at the College Football Hall of Fame
- Has his own clothing line, Team Ugly Gang (<https://teamuglygang.com/>)

FOYESADE OLUOKUN'S NFL REGULAR SEASON DEFENSIVE STATISTICS

DATE	TEAM	GP	GS	TACKLES							INTERCEPTIONS						O. FUMB				ST				MISC		
				TK	S	A	TFL	YDS	SK	YDS	QBH	NO	YDS	LG	TD	PD	FF	FR	TD	YDS	TK	S	A	FF	FR	S	A
2018	Falcons	16	7	89	55	34	2	4	0.0	0.0	2	0	0	0	0	1	1	0	0	0	2	1	1	0	0	0	0
2019	Falcons	16	3	56	32	24	2	3	0.0	0.0	0	0	0	0	0	0	1	0	0	0	6	4	2	0	0	0	0
2020	Falcons	15	14	117	78	39	4	18	3.0	19.0	9	2	65	51	0	4	4	1	0	0	0	0	0	0	0	0	0
2021	Falcons	17	17	192	102	90	4	19	2.0	14.0	7	3	80	56	0	6	1	0	0	0	0	0	0	0	0	0	0
2022	Jaguars	17	17	184	128	56	12	26	2.0	12.0	9	0	0	0	0	5	2	2	0	0	0	0	0	0	0	0	0
2023	Jaguars	17	17	173	111	62	8	21	2.5	13.0	10	1	24	24t	1	6	1	3	0	0	0	0	0	0	0	0	0
2024	Jaguars	13	13	108	60	48	6	15	1.0	9.0	1	1	0	0	0	7	0	0	0	0	0	0	0	0	0	0	0
2025	Jaguars	3	3	23	13	10	2	5	1.0	3.0	1	1	0	0	0	2	1	0	0	0	0	0	0	0	0	0	0
NFL TOTALS		114	91	942	579	363	40	111	11.5	70.0	39	8	169	56	1	31	11	6	0	0	8	5	3	0	0	0	0

FOYESADE OLUOKUN'S NFL POSTSEASON DEFENSIVE STATISTICS

DATE	TEAM	GP	GS	TACKLES							INTERCEPTIONS						O. FUMB				ST				MISC			
				TK	S	A	TFL	YDS	SK	YDS	QBH	NO	YDS	LG	TD	PD	FF	FR	TD	YDS	TK	S	A	FF	FR	S	A	
2022	Jaguars	2	2	27	12	15	0	0	0.0	0.0	2	0	0	0	0	0	0	0	0	0	0	0	0	0	0	0	0	0
NFL TOTALS		2	2	27	12	15	0	0	0.0	0.0	2	0	0	0	0	0	0	0	0	0	0	0	0	0	0	0	0	0





TIM PATRICK | 17

POSITION: WIDE RECEIVER

HT: 6-5 | WT: 210 | DOB: 11-23-1993

COLLEGE: UTAH

HOMETOWN: SAN DIEGO, CALIF.

ACQ: T (DET)-'25

EXP: 8th YEAR

 @Tpstreets

 @patrickktimothy

KEY TRANSACTIONS

- Signed with the Ravens as an undrafted free agent on 5/4/17
- Waived by Baltimore on 7/30/17
- Claimed off waivers by the 49ers on 7/31/17
- Released by San Francisco on 9/1/17
- Signed to Denver's practice squad on 10/20/17
- Re-signed with the Broncos on 1/2/18
- Re-signed with Denver as an exclusive rights free agent to one-year contracts on 4/2/19 and 4/17/20
- Re-signed with Denver to a one-year contract on 5/18/21
- Signed a three-year extension with the Broncos on 11/19/21
- Released by Denver on 8/27/24
- Signed to Detroit's practice squad on 8/28/24
- Promoted to the Lions' active roster on 9/24/24
- Re-signed with Detroit on 3/14/25
- Traded to Jacksonville on 8/27/25

PRO

2025 (Jaguars)

- **9/21 vs. HOU:** Saw action at wide receiver and caught a 16-yard pass
- **9/14 at CIN:** Saw action at wide receiver
- **9/7 vs. CAR:** Saw action at wide receiver

2024 (Lions)

- Appeared in 16 games (nine starts) in his first season with Detroit and totaled 33 receptions for 394 yards and three touchdowns
- **1/18 vs. WAS:** Made his postseason debut and hauled in a 22-yard reception
- **12/15 vs. BUF:** Recorded four receptions for 30 yards and a touchdown, marking his second-consecutive game with at least one TD catch... it was his fourth time having a receiving touchdown in back-to-back games
- **12/5 vs. G.B.:** Brought in a season-high six catches for 43 yards and two touchdowns... it marked the second multi-TD game of his career

2023 (Broncos)

- Spent the season on injured reserve with an Achilles injury

2022 (Broncos)

- Spent the season on injured reserve with a knee injury

2021 (Broncos)

- Started all 16 games he appeared in and registered a career-high 53 receptions for 734 yards and five touchdowns
- **11/7 at DAL:** Caught four passes for 85 yards and a touchdown... the 44-yard touchdown reception marked the longest receiving touchdown of his career
- **9/26 vs. NYJ:** Registered five receptions for a season-high 98 yards
- **9/19 at JAX:** Reeled in three catches for 37 yards and a touchdown, the touchdown catch gave him receiving TDs in consecutive weeks for the third time in his career

2020 (Broncos)

- Started all 15 games he appeared in and set career highs with 742 receiving yards and six touchdown catches... also totaled 51 receptions
- **12/6 at K.C.:** Totaled four catches for 44 yards and two touchdowns... it marked the first multi-TD game of his career
- **11/22 vs. MIA:** Registered five receptions for 119 yards, including a career-long 61-yard catch... it marked the third 100-yard game of his career and the season



- **11/18 at NE:** Hauled in four passes for 101 yards, giving him back-to-back 100-yard games for the first time in his career (six catches for 113 yards and a touchdown at NYJ the game prior)... he became the first Broncos WR who entered the NFL as an undrafted free agent to register consecutive 100-yard games since Rod Smith in 2001

2019 (Broncos)

- Played in eight games (two starts) and notched 16 receptions for 218 yards
- **12/22 vs. DET:** Had a season-high five receptions for 48 yards
- **11/17 at MIN:** Totaled four receptions for a season-high 77 yards

2018 (Broncos)

- Played in all 16 games as a rookie making four starts... tallied 23 receptions for 315 yards and a touchdown
- **12/9 at S.F.:** Had a career-high seven receptions for a season-high 85 receiving yards
- **10/28 at K.C.:** Brought in a 24-yard touchdown catch, the first of his career
- **10/7 at NYJ:** Registered a six-yard reception in his first NFL start

COLLEGE

- Played at Utah from 2014-16 after transferring from Grossmont College
- Appeared in 21 games for the Utes and registered 61 receptions for 888 yards and five touchdowns
- Led Utah in receptions (45), receiving yards (711) and touchdown catches (5) his final season in 2016
- Earned first-team all-conference honors his final season at Grossmont in 2013

PERSONAL

- Also played college basketball at Grossmont and earned all-league honors twice
- Earned bachelor's degrees in sociology and human development and family studies
- Attended University City High School (San Diego, Calif.), where he earned first-team all-league honors as a senior in 2010

TIM PATRICK'S NFL REGULAR SEASON RUSHING/RECEIVING STATISTICS

DATE	TEAM	GP	GS	RECEIVING					RUSHING				
				NO.	YDS.	AVG.	LG	TD	NO.	YDS.	AVG.	LG	TD
2017	Ravens	0	0	0	0	0.0	0	0	0	0	0	0	0
Went from Baltimore to San Francisco.													
2017	49ers	0	0	0	0	0.0	0	0	0	0	0.0	0	0
2017	TOTAL	0	0	0	0	0.0	0	0	0	0	0.0	0	0
2018	Broncos	16	4	23	315	13.7	26	1	3	17	5.7	13	0
2019	Broncos	8	2	16	218	13.6	38	0	0	0	0.0	0	0
2020	Broncos	15	15	51	742	14.5	61	6	0	0	0.0	0	0
2021	Broncos	16	16	53	734	13.8	44t	5	0	0	0.0	0	0
2022	Broncos	0	0	0	0	0.0	0	0	0	0	0.0	0	0
2023	Broncos	0	0	0	0	0.0	0	0	0	0	0.0	0	0
2024	Lions	16	9	33	394	11.9	42	3	0	0	0.0	0	0
2025	Lions	0	0	0	0	0.0	0	0	0	0	0.0	0	0
NFL TOTALS		71	46	176	2,403	13.7	61	15	3	17	5.7	13	0

TIM PATRICK'S NFL POSTSEASON RUSHING/RECEIVING STATISTICS

DATE	TEAM	GP	GS	RECEIVING					RUSHING				
				NO.	YDS.	AVG.	LG	TD	NO.	YDS.	AVG.	LG	TD
2024	Lions	1	0	1	22	22.0	22	0	0	0	0.0	0	0
NFL TOTALS		1	0	1	22	22.0	22	0	0	0	0.0	0	0

TIM PATRICK'S NFL REGULAR SEASON RETURN STATISTICS

DATE	TEAM	KICKOFF RETURNS					PUNT RETURNS					
		RET.	YDS.	AVG.	LG	TD	NO.	FC	YDS.	AVG.	LG	TD
2017	Ravens	0	0	0.0	0	0	0	0	0	0.0	0	0
Went from Baltimore to San Francisco.												
2017	49ers	0	0	0.0	0	0	0	0	0	0.0	0	0
2017	TOTAL	0	0	0.0	0	0	0	0	0	0.0	0	0
2018	Broncos	0	0	0.0	0	0	0	0	0	0.0	0	0
2019	Broncos	1	-14	-14.0	0	0	0	0	0	0.0	0	0
2020	Broncos	0	0	0.0	0	0	0	0	0	0.0	0	0
2021	Broncos	0	0	0.0	0	0	0	0	0	0.0	0	0
2022	Broncos	0	0	0.0	0	0	0	0	0	0.0	0	0
2023	Broncos	0	0	0.0	0	0	0	0	0	0.0	0	0
2024	Lions	0	0	0.0	0	0	0	0	0	0.0	0	0
2025	Lions	0	0	0.0	0	0	0	0	0	0.0	0	0
NFL TOTALS		1	-14	-14.0	0	0	0	0	0	0	0.0	0



TIM PATRICK'S NFL POSTSEASON RETURN STATISTICS

		KICKOFF RETURNS					PUNT RETURNS					
DATE	TEAM	RET.	YDS.	AVG.	LG	TD	NO.	FC	YDS.	AVG.	LG	TD
2024	Lions	0	0	0.0	0	0	0	0	0	0.0	0	0
NFL TOTALS		0	0	0.0	0	0	0	0	0	0.0	0	0

SINGLE-GAME HIGHS: RUSHING/RECEIVING

Rush Attempts	1 at Oakland Raiders, Dec 24, 2018 1 at San Francisco 49ers, Dec 09, 2018 ...1 more at 1.	All-Purpose Yards	119 vs. Miami Dolphins, Nov 22, 2020 113 at New York Jets, Oct 01, 2020
Rushing Yards	13 at Kansas City Chiefs, Oct 28, 2018 11 at San Francisco 49ers, Dec 09, 2018	Kickoff Returns	1 vs. Oakland Raiders, Dec 29, 2019
Longest Runs	13 at Kansas City Chiefs, Oct 28, 2018 11 at San Francisco 49ers, Dec 09, 2018	Special Teams Tackles	2 at Oakland Raiders, Sep 09, 2019 2 at Arizona Cardinals, Oct 18, 2018 ...1 more at 2.
Receptions	7 at Pittsburgh Steelers, Oct 10, 2021 7 at San Francisco 49ers, Dec 09, 2018	Most TDs	2 vs. Green Bay Packers, Dec 05, 2024 2 at Kansas City Chiefs, Dec 06, 2020
Receiving Yards	119 vs. Miami Dolphins, Nov 22, 2020 113 at New York Jets, Oct 01, 2020	Miscellaneous Tackles	1 vs. Miami Dolphins, Nov 22, 2020 1 vs. Kansas City Chiefs, Oct 25, 2020 ...1 more at 1.
Receiving Average	23.8 vs. Miami Dolphins, Nov 22, 2020 22.7 at Dallas Cowboys, Oct 13, 2024	Longest Own Fumble Return	2 vs. Los Angeles Chargers, Nov 28, 2021
Longest Receptions	61 vs. Miami Dolphins, Nov 22, 2020 44t at Dallas Cowboys, Nov 07, 2021	Scrimmage Yards	119 vs. Miami Dolphins, Nov 22, 2020 113 at New York Jets, Oct 01, 2020
Receiving TDs	2 vs. Green Bay Packers, Dec 05, 2024 2 at Kansas City Chiefs, Dec 06, 2020		

SINGLE-GAME HIGHS - POSTSEASON: RECEIVING

Receptions	1 vs. Washington Commanders, Jan 18, 2025	All-Purpose Yards	22 vs. Washington Commanders, Jan 18, 2025
Receiving Yards	22 vs. Washington Commanders, Jan 18, 2025	Scrimmage Yards	22 vs. Washington Commanders, Jan 18, 2025
Longest Receptions	22 vs. Washington Commanders, Jan 18, 2025		

100-YARD RECEIVING GAMES (3): REGULAR SEASON

DATE	TEAM	NO.	YDS.	AVG.	LG	TD
10/01/20	at Jets	6	113	18.8	40	1
10/18/20	at Patriots	4	101	25.3	41	0
11/22/20	DOLPHINS	5	119	23.8	61	0

2025 GAME-BY-GAME REGULAR-SEASON STATISTICS (LIONS)

DATE	OPPONENT	P/S	RECEIVING					RUSHING					W/L	SCORE
			NO.	YDS.	AVG.	LG	TD	NO.	YDS.	AVG.	LG	TD		
09/07	at Packers												L	13-27
09/14	Bears												W	52-21
09/22	at Ravens												W	38-30
2025 TOTALS		0-0	0	0	0.0	0	0	0	0	0.0	0	0	0	2-1



2024 GAME-BY-GAME REGULAR-SEASON STATISTICS (LIONS)

DATE	OPPONENT	P/S	RECEIVING					RUSHING					W/L	SCORE
			NO.	YDS.	AVG.	LG	TD	NO.	YDS.	AVG.	LG	TD		
09/08	Rams												W	26-20+
PRACTICE SQUAD														
09/15	Buccaneers	P	2	12	6.0	10	0	0	0	0.0	0	0	L	16-20
09/22	at Cardinals	P	1	8	8.0	8	0	0	0	0.0	0	0	W	20-13
09/30	Seahawks	P	2	52	26.0	29	0	0	0	0.0	0	0	W	42-29
10/13	at Cowboys	P	3	68	22.7	42	0	0	0	0.0	0	0	W	47-9
10/20	at Vikings	S	2	25	12.5	22	0	0	0	0.0	0	0	W	31-29
10/27	Titans	S	0	0	0.0	0	0	0	0	0.0	0	0	W	52-14
11/03	at Packers	S	2	12	6.0	9	0	0	0	0.0	0	0	W	24-14
11/10	at Texans	P	0	0	0.0	0	0	0	0	0.0	0	0	W	26-23
11/17	Jaguars	P	3	26	8.7	13	0	0	0	0.0	0	0	W	52-6
11/24	at Colts	S	4	55	13.8	27	0	0	0	0.0	0	0	W	24-6
11/28	Bears	S	2	48	24.0	30	0	0	0	0.0	0	0	W	23-20
12/05	Packers	S	6	43	7.2	18	2	0	0	0.0	0	0	W	34-31
12/15	Bills	S	4	30	7.5	12t	1	0	0	0.0	0	0	L	42-48
12/22	at Bears	S	0	0	0.0	0	0	0	0	0.0	0	0	W	34-17
12/30	at 49ers	P	0	0	0.0	0	0	0	0	0.0	0	0	W	40-34
01/05	Vikings	S	2	15	7.5	8	0	0	0	0.0	0	0	W	31-9
2024 TOTALS		16-9	33	394	11.9	42	3	0	0	0.0	0	0	15-2	

+ - Overtime

2024 GAME-BY-GAME POSTSEASON STATISTICS (LIONS)

DATE	OPPONENT	P/S	RECEIVING					RUSHING					W/L	SCORE
			NO.	YDS.	AVG.	LG	TD	NO.	YDS.	AVG.	LG	TD		
01/18	Commanders	P	1	22	22.0	22	0	0	0	0.0	0	0	L	31-45
2024 TOTALS		1-0	1	22	22.0	22	0	0	0	0.0	0	0	0-1	





KHALEN SAUNDERS SR. | 96

POSITION: DEFENSIVE TACKLE
HT: 6-0 | **WT:** 324 | **DOB:** 8-9-1996
COLLEGE: WESTERN ILLINOIS
HOMETOWN: ST. LOUIS, MO.
ACQ: TR-25 (N.O.)
EXP: 7th YEAR

@khalenNOTkaylen
 @khalenNOTkaylen

KEY TRANSACTIONS

- Originally drafted by Kansas City in the third round (84th overall) in the 2019 draft
- Signed by New Orleans as an unrestricted free agent on 3/20/23
- Traded to Jacksonville on 8/18/25

PRO

Career Highlights

- Two-time Super Bowl champion with the Chiefs (LIV and LVII)

2025 (Jaguars)

- **9/21 vs. HOU:** Inactive
- **9/14 at CIN:** Inactive
- **9/7 vs. CAR:** Saw action at defensive tackle and produced one tackle

2024 (Saints)

- Appeared in 13 games (10 starts) and totaled 43 tackles (three for loss), 2.0 sacks, three passes defended and an interception returned for 37 yards
- **12/8 at NYG:** Had five tackles, two quarterback hits and an eight-yard sack of Giants QB Drew Lock
- **10/27 at LAC:** Totaled four tackles and a 10-yard sack of Chargers QB Justin Herbert
- **10/7 at K.C.:** Recorded a career-high seven tackles and his first career interception of Chiefs QB Patrick Mahomes... he returned the red zone interception 37 yards

2023 (Saints)

- Started all 17 games for the first time and recorded a career-high 57 tackles (one for loss), two quarterback hits and one pass defended
- **11/12 at MIN:** Notched a pair of tackles, including one for loss, and a quarterback hit
- **9/24 at GB:** Recorded four tackles and a quarterback hit

2022 (Chiefs)

- Played in 16 regular-season games he appeared in and recorded 48 tackles (three for loss), eight quarterback hits, 3.5 sacks and one pass defended
- Appeared in all three postseason games and recorded five tackles and a sack
- **2/12 at PHI:** Sacked Eagles QB Jalen Hurts in Kansas City's Super Bowl victory
- **1/1 at DEN:** Had an eight-yard sack of Broncos QB Russell Wilson
- **11/6 vs. TEN:** Totaled six tackles and a sack of Titans QB Malik Willis for a loss of 12 yards

2021 (Chiefs)

- Played in seven games and recorded eight tackles... Missed time on injured reserve
- **10/24 at TEN:** Recorded a season-high four tackles

2020 (Chiefs)

- Played three games and recorded three tackles... Missed time on injured reserve

2019 (Chiefs)

- Played 12 games (four starts) as a rookie and totaled 21 tackles, two quarterback hits, 1.0 sack and one pass defended
- Appeared in all three postseason games where he posted three tackles
- **2/2 vs. SF:** Had a tackle in the Chiefs' Super Bowl win
- **10/27 vs. GB:** Sacked Packers QB Aaron Rodgers, marking the first sack of his career
- **10/13 vs. HOU:** Totaled two tackles in his first NFL start

COLLEGE



- Appeared in 46 games for Western Illinois (2014-18)
- Totaled 203 tackles, 17.5 sacks, six passes defended, four forced fumbles and three fumble recoveries in his collegiate career
- Became WIU's first-ever Senior Bowl participant and recorded a sack in the 2019 game

PERSONAL

- Older brother, Kameron, has been a choreographer and dancer on three of Taylor Swift's tours
- Actively involved in community service; causes he's supported include military, the LGBTQ+ community and the National Kidney Foundation
- Plays piano
- Majored in math education at Western Illinois
- Earned All-Conference and All-State honors as a senior at Parkway Central High School (Chesterfield, Mo.) in 2013
- Also lettered in wrestling and track & field at Parkway Central H.S.

REGULAR SEASON COMPARISON: DEFENSIVE - SAN FRANCISCO 49ERS

DATE	OPP	W/L	GP/GS	TACKLES						SACK	YDS.	INT	TFL	PD	QBH	TD	MISC	
				TOT	SOLO	ASST	FF	FR										
10/23/22	KC @ SF	W	P	3	2	1	0.5	1.5	0	0	0	0	1	0	0	0		
TOTALS		1/0	1/0	3	2	1	0.5	1.5	0	0	0	0	1	0	0	0		

POSTSEASON COMPARISON: DEFENSIVE - SAN FRANCISCO 49ERS

DATE	OPP	W/L	GP/GS	TACKLES						SACK	YDS.	INT	TFL	PD	QBH	TD	MISC	
				TOT	SOLO	ASST	FF	FR										
2/2/20	KC vs. SF	W	P	1	1	0	0.0	0.0	0	0	0	0	0	0	0	0		
TOTALS		1/0	1/0	1	1	0	0.0	0.0	0	0	0	0	0	0	0	0		

KHALEN SAUNDERS SR.'S NFL REGULAR SEASON DEFENSIVE STATISTICS

DATE	TEAM	GP	GS	TACKLES						INTERCEPTIONS						O. FUMB				ST				MISC			
				TK	S	A	TFL	YDS	SK	YDS	QBH	NO	YDS	LG	TD	PD	FF	FR	TD	YDS	TK	S	A	FF	FR	S	A
2019	Chiefs	12	4	22	13	9	0	0	1.0	0.0	2	0	0	0	0	1	0	0	0	0	0	0	0	0	0	0	0
2020	Chiefs	3	1	3	3	0	0	0	0.0	0.0	0	0	0	0	0	0	0	0	0	0	0	0	0	0	0	0	
2021	Chiefs	7	0	8	2	6	0	0	0.0	0.0	0	0	0	0	0	0	0	0	0	0	0	0	0	0	0	0	
2022	Chiefs	16	0	48	22	26	3	21	3.5	22.5	8	0	0	0	1	0	0	0	0	0	0	0	0	0	0	0	
2023	Saints	17	17	58	25	33	1	1	0.0	0.0	2	0	0	0	1	0	0	0	0	0	0	0	0	0	0	0	
2024	Saints	13	10	43	18	25	3	19	2.0	18.0	5	1	37	37	0	3	0	0	0	0	0	0	0	0	0	0	
2025	Jaguars	1	0	2	0	2	0	0	0.0	0.0	0	0	0	0	0	0	0	0	0	0	0	0	0	0	0	0	
NFL TOTALS		69	32	184	83	101	7	41	6.5	40.5	17	1	37	37	0	6	0	0	0	0	0	0	0	0	0	0	

KHALEN SAUNDERS SR.'S NFL POSTSEASON DEFENSIVE STATISTICS

DATE	TEAM	GP	GS	TACKLES						INTERCEPTIONS						O. FUMB				ST				MISC		
				TK	S	A	TFL	YDS	SK	YDS	QBH	NO	YDS	LG	TD	PD	FF	FR	TD	YDS	TK	S	A	FF	FR	S
2019	Chiefs	3	0	3	2	1	0	0	0.0	0.0	0	0	0	0	0	0	0	0	0	0	0	0	0	0	0	0
2020	Chiefs	0	0	0	0	0	0	0	0.0	0.0	0	0	0	0	0	0	0	0	0	0	0	0	0	0	0	
2021	Chiefs	0	0	0	0	0	0	0	0.0	0.0	0	0	0	0	0	0	0	0	0	0	0	0	0	0	0	
2022	Chiefs	3	0	5	4	1	1	1	1.0	1.0	1	0	0	0	0	0	0	0	0	0	0	0	0	0	0	
NFL TOTALS		6	0	8	6	2	1	1	1.0	1.0	1	0	0	0	0	0	0	0	0	0	0	0	0	0	0	

SINGLE-GAME HIGHS: DEFENSIVE

Total Tackles	8 at Indianapolis Colts, Sep 25, 2022 7 vs. Las Vegas Raiders, Dec 29, 2024 ...1 more at 7.	Passes Defended	1 at Houston Texans, Dec 18, 2022 1 vs. Minnesota Vikings, Nov 03, 2019
Solo Tackles	4 at New York Giants, Dec 08, 2024 3 vs. Las Vegas Raiders, Dec 29, 2024 ...7 more at 3.	Tackles For Loss	1 vs. Denver Broncos, Jan 01, 2023 1 vs. Jacksonville Jaguars, Nov 13, 2022 ...1 more at 1.
Sacks	1.0 vs. Denver Broncos, Jan 01, 2023 1.0 vs. Jacksonville Jaguars, Nov 13, 2022 ...2 more at 1.0.		

SINGLE-GAME HIGHS - POSTSEASON: DEFENSIVE

Total Tackles	3 vs. Cincinnati Bengals, Jan 29, 2023 2 at Philadelphia Eagles, Feb 12, 2023	Sacks	1.0 at Philadelphia Eagles, Feb 12, 2023
Solo Tackles	3 vs. Cincinnati Bengals, Jan 29, 2023 1 at Philadelphia Eagles, Feb 12, 2023 ...2 more at 1.	Tackles For Loss	1 at Philadelphia Eagles, Feb 12, 2023



2025 GAME-BY-GAME REGULAR-SEASON STATISTICS (JAGUARS)

DATE	OPPONENT	P/S	TACKLES							INTERCEPTIONS					O. FUMB				ST				MISC		W/L	SCORE		
			TK	S	A	SK	YDS	TFL	YDS	QBH	NO	YDS	LG	TD	PD	FF	FR	TD	YDS	TK	S	A	FF	FR			S	A
09/07	Panthers	P	2	0	2	0.0	0.0	0	0	0	0	0	0	0	0	0	0	0	0	0	0	0	0	0	0	0	W	26-10
09/14	at Bengals																									L	27-31	
09/21	Texans																									W	17-10	
2025 TOTALS		1-0	2	0	2	0.0	0.0	0	0	0	0	0	0	0	0	0	0	0	0	0	0	0	0	0	0	2-1		

2024 GAME-BY-GAME REGULAR-SEASON STATISTICS (SAINTS)

DATE	OPPONENT	P/S	TACKLES							INTERCEPTIONS					O. FUMB				ST				MISC		W/L	SCORE	
			TK	S	A	SK	YDS	TFL	YDS	QBH	NO	YDS	LG	TD	PD	FF	FR	TD	YDS	TK	S	A	FF	FR			S
09/08	Panthers																									W	47-10
09/15	at Cowboys																									W	44-19
09/22	Eagles																									L	12-15
09/29	at Falcons	P	1	0	1	0.0	0.0	0	0	0	0	0	0	0	0	0	0	0	0	0	0	0	0	0	0	L	24-26
10/07	at Chiefs	S	7	2	5	0.0	0.0	0	0	0	1	37	37	0	1	0	0	0	0	0	0	0	0	0	0	L	13-26
10/13	Buccaneers	P	2	2	0	0.0	0.0	0	0	0	0	0	0	0	0	0	0	0	0	0	0	0	0	0	0	L	27-51
10/17	Broncos																									L	10-33
10/27	at Chargers	P	4	3	1	1.0	10.0	1	10	1	0	0	0	0	0	0	0	0	0	0	0	0	0	0	0	L	8-26
11/03	at Panthers	S	2	1	1	0.0	0.0	0	0	0	0	0	0	0	0	0	0	0	0	0	0	0	0	0	0	L	22-23
11/10	Falcons	S	4	1	3	0.0	0.0	0	0	1	0	0	0	0	0	0	0	0	0	0	0	0	0	0	0	W	20-17
11/17	Browns	S	2	0	2	0.0	0.0	0	0	0	0	0	0	0	0	0	0	0	0	0	0	0	0	0	0	W	35-14
12/01	Rams	S	1	1	0	0.0	0.0	0	0	0	0	0	0	0	0	0	0	0	0	0	0	0	0	0	0	L	14-21
12/08	at Giants	S	5	4	1	1.0	8.0	1	8	2	0	0	0	0	0	0	0	0	0	0	0	0	0	0	0	W	14-11
12/15	Commanders	S	4	0	4	0.0	0.0	0	0	0	0	0	0	0	0	0	0	0	0	0	0	0	0	0	0	L	19-20
12/23	at Packers	S	4	1	3	0.0	0.0	1	1	1	0	0	0	0	2	0	0	0	0	0	0	0	0	0	0	L	0-34
12/29	Raiders	S	7	3	4	0.0	0.0	0	0	0	0	0	0	0	0	0	0	0	0	0	0	0	0	0	0	L	10-25
01/05	at Buccaneers	S	0	0	0	0.0	0.0	0	0	0	0	0	0	0	0	0	0	0	0	0	0	0	0	0	0	L	19-27
2024 TOTALS		13-10	43	18	25	2.0	18.0	3	19	5	1	37	37	0	3	0	0	0	0	0	0	0	0	0	0	5-12	





CODY SCHRADER | 32

POSITION: RUNNING BACK
HT: 5-9 | **WT:** 208 | **DOB:** 9-8-1999
COLLEGE: MISSOURI
HOMETOWN: ST. LOUIS, MO.
ACQ: PS-25
EXP: 1st YEAR

@codyschrader_7
 @codyschrader7



KEY TRANSACTIONS

- Originally signed as an undrafted free agent by the San Francisco 49ers on 5/6/24
- Waived by San Francisco on 8/27/24
- Claimed off waivers by the Los Angeles Rams on 8/28/24
- Waived by the Rams on 8/26/25 and signed to Los Angeles' practice squad on 8/27/25
- Signed to Jacksonville's active roster on 9/9/25

PRO

2025 (Jaguars)

- **9/21 vs. HOU:** Inactive
- **9/14 at CIN:** Inactive

2025 (Rams)

- **9/7 vs. HOU:** Played after being elevated to the Rams active roster from their practice squad

2024 (Rams)

- **1/5 vs. SEA:** Had a three-yard run, a six-yard reception and a tackle on special teams in his NFL debut

COLLEGE

- Played two seasons (2022-23) at the University Missouri after transferring from Truman State University (2018-21)
- Totaled 2,371 rushing yards and 23 rushing touchdowns on 446 carries (5.3 avg.) and 41 receptions for 328 yards in 26 games at Mizzou... his 23 rushing touchdowns rank ninth all-time in program history while his 2,371 rushing yards are the 12th most
- Earned First-Team All-America selection by the Associated Press, served as a team captain and was selected as the winner of the Burlsworth Trophy, honoring the most outstanding player in the nation who began his career as a walk-on, in 2023 after totaling 1,627 rushing yards, the most in a single-season in program history
- Led the SEC in rushing with an average of 125.1 yards per game in his final collegiate season in 2023
- Before his time with the Tigers, spent four years at Truman State (2018-21) where he was the 2021 GLVS co-Offensive Player of the Year, a unanimous All-GLVC First-Team selection and led NCAA Division II in rushing yards (2,074) to go along with 24 touchdowns in 2021

PERSONAL

- Was a four-year starter at Lutheran South High School (St. Louis, Mo.) and finished his career with 834 rushes for 6,759 yards and 99 touchdowns
- Holds 17 Lutheran South H.S. school records for touchdowns, rushing attempts, rushing yards, total yards and total points in a single game, season, and career for all five categories
- Was a four-time all-conference running back and linebacker, a three-time Conference Player of the Year, four-time all-district running back and linebacker, and three-time All-Metro and All-State running back
- Graduated with a 4.0 and was awarded Honors with Highest Distinction

CODY SCHRADER'S NFL REGULAR SEASON RUSHING/RECEIVING STATISTICS

DATE	TEAM	GP	GS	RUSHING					RECEIVING				
				NO.	YDS.	AVG.	LG	TD	NO.	YDS.	AVG.	LG	TD
2024	Rams	1	0	1	3	3.0	3	0	1	6	6.0	6	0
2025	Rams	1	0	0	0	0.0	0	0	0	0	0.0	0	0
NFL TOTALS		2	0	1	3	3.0	3	0	1	6	6.0	6	0

CODY SCHRADER'S NFL POSTSEASON RUSHING/RECEIVING STATISTICS

DATE	TEAM	GP	GS	RUSHING					RECEIVING				
				NO.	YDS.	AVG.	LG	TD	NO.	YDS.	AVG.	LG	TD
2024	Rams	1	0	0	0	0.0	0	0	0	0	0.0	0	0
NFL TOTALS		1	0	0	0	0.0	0	0	0	0	0.0	0	0



CODY SCHRADER'S NFL REGULAR SEASON RETURN STATISTICS

DATE	TEAM	KICKOFF RETURNS					PUNT RETURNS					
		RET.	YDS.	AVG.	LG	TD	NO.	FC	YDS.	AVG.	LG	TD
2024	Rams	0	0	0.0	0	0	0	0	0	0.0	0	0
2025	Rams	0	0	0.0	0	0	0	0	0	0.0	0	0
NFL TOTALS		0	0	0.0	0	0	0	0	0	0.0	0	0

CODY SCHRADER'S NFL POSTSEASON RETURN STATISTICS

DATE	TEAM	KICKOFF RETURNS					PUNT RETURNS					
		RET.	YDS.	AVG.	LG	TD	NO.	FC	YDS.	AVG.	LG	TD
2024	Rams	1	23	23.0	23	0	0	0	0	0.0	0	0
NFL TOTALS		1	23	23.0	23	0	0	0	0	0.0	0	0

2025 GAME-BY-GAME REGULAR-SEASON STATISTICS (RAMS)

DATE	OPPONENT	P/S	RUSHING					RECEIVING					W/L	SCORE
			NO.	YDS.	AVG.	LG	TD	NO.	YDS.	AVG.	LG	TD		
09/07	Texans												W	14-9
09/14	at Titans												W	33-19
09/21	at Eagles												L	26-33
2025 TOTALS		0-0	0	0	0.0	0	0	0	0	0.0	0	0	0	2-1

2024 GAME-BY-GAME REGULAR-SEASON STATISTICS (RAMS)


DATE	OPPONENT	P/S	RUSHING					RECEIVING					W/L	SCORE
			NO.	YDS.	AVG.	LG	TD	NO.	YDS.	AVG.	LG	TD		
09/08	at Lions												L	20-26+
09/15	at Cardinals												L	10-41
09/22	49ers												W	27-24
09/29	at Bears												L	18-24
10/06	Packers												L	19-24
10/20	Raiders												W	20-15
10/24	Vikings												W	30-20
11/03	at Seahawks												W	26-20+
11/11	Dolphins												L	15-23
11/17	at Patriots												W	28-22
11/24	Eagles												L	20-37
12/01	at Saints												W	21-14
12/08	Bills												W	44-42
12/12	at 49ers												W	12-6
12/22	at Jets												W	19-9
12/28	Cardinals												W	13-9
01/05	Seahawks	P	1	3	3.0	3	0	1	6	6.0	6	0	L	25-30
2024 TOTALS		1-0	1	3	3.0	3	0	1	6	6.0	6	0	10-7	

+ - Overtime

2024 GAME-BY-GAME POSTSEASON STATISTICS (RAMS)

DATE	OPPONENT	P/S	RUSHING					RECEIVING					W/L	SCORE
			NO.	YDS.	AVG.	LG	TD	NO.	YDS.	AVG.	LG	TD		
01/13	Vikings												W	27-9
01/19	at Eagles	P	0	0	0.0	0	0	0	0	0.0	0	0	L	22-28
2024 TOTALS		1-0	0	0	0.0	0	0	0	0	0.0	0	0	1-1	





MAASON SMITH | 94

POSITION: DEFENSIVE TACKLE
HT: 6-5 | **WT:** 306 | **DOB:** 10-13-2002
COLLEGE: LSU
HOMETOWN: HOUMA, LA.
ACQ: D2-'24
EXP: 2nd YEAR

@therealmaasonn
 @maason



KEY TRANSACTIONS

- Originally drafted by Jacksonville in the second round (48th overall) in the 2024 draft

PRO

2025 (Jaguars)

- 9/21 vs. HOU:** Saw action at defensive tackle
- 9/14 at CIN:** Saw action on the defensive tackle... Recorded one tackle
- 9/7 vs. CAR:** Inactive

2024 (Jaguars)

- Appeared in 11 games and made five starts in his rookie season... Totaled 17 tackles (10 solo), four quarterback hits, 3.0 sacks, three tackles for loss and three passes defended
- 12/29 vs. TEN:** Recorded two tackles (one solo), one tackle for loss, one quarterback hit and 1.0 sack... Became one of four rookie defensive linemen with at least 3.0 sacks in 2024
- 12/22 at L.V.:** Recorded three tackles (two solo), a career-high two tackles for loss, one pass defended, one quarterback hit and 1.0 sack
- 10/13 at CHI:** Recorded one solo tackle, one pass defended, one quarterback hit and 1.0 sack... His sack was the first of his career

COLLEGE

- Appeared in 22 games with 17 starts at LSU and totaled 47 career tackles, 9.5 tackles for loss and 6.5 sacks
- Named 2021 Freshman All-America (Football Writers Association of America) and Freshman All-SEC

PERSONAL

- Son of mother, Cara M. Morgan and father, Malcolm Smith
- Accumulated over 200 tackles, 60 tackles for loss and 26 sacks at Terrebonne (La.)
- As a senior, registered 63 tackles, 24 tackles for loss, 22 quarterback hurries and 9.0 sacks

MAASON SMITH'S NFL REGULAR SEASON DEFENSIVE STATISTICS

DATE	TEAM	GP	TACKLES							INTERCEPTIONS							O. FUMB					ST				MISC			
			GS	TK	S	A	TFL	YDS	SK	YDS	QBH	NO	YDS	LG	TD	PD	FF	FR	TD	YDS	TK	S	A	FF	FR	S	A		
2024	Jaguars	11	5	17	10	7	3	11	3.0	9.0	4	0	0	0	0	3	0	0	0	0	0	0	0	0	0	0	0		
2025	Jaguars	2	0	1	0	1	0	0	0.0	0.0	0	0	0	0	0	0	0	0	0	0	0	0	0	0	0	0			
NFL TOTALS		13	5	18	10	8	3	11	3.0	9.0	4	0	0	0	0	3	0	0	0	0	0	0	0	0	0	0			

SINGLE-GAME HIGHS: DEFENSIVE

Total Tackles	3 at Las Vegas Raiders, Dec 22, 2024 3 at Houston Texans, Sep 29, 2024	Passes Defensed	1 at Indianapolis Colts, Jan 05, 2025 1 at Las Vegas Raiders, Dec 22, 2024 ...1 more at 1.
Solo Tackles	3 at Houston Texans, Sep 29, 2024 2 at Las Vegas Raiders, Dec 22, 2024	Tackles For Loss	2 at Las Vegas Raiders, Dec 22, 2024 1 vs. Tennessee Titans, Dec 29, 2024
Sacks	1.0 vs. Tennessee Titans, Dec 29, 2024 1.0 at Las Vegas Raiders, Dec 22, 2024 ...1 more at 1.0.		

2025 GAME-BY-GAME REGULAR-SEASON STATISTICS (JAGUARS)

DATE	OPPONENT	P/S	TACKLES							INTERCEPTIONS							O. FUMB					ST				MISC							
			TK	S	A	SK	YDS	TFL	YDS	QBH	NO	YDS	LG	TD	PD	FF	FR	TD	YDS	TK	S	A	FF	FR	S	A	W/L	SCORE					
09/07	Panthers		ON INACTIVE LIST																													W	26-10
09/14	at Bengals	P	1	0	1	0.0	0.0	0	0	0	0	0	0	0	0	0	0	0	0	0	0	0	0	0	0	0	L	27-31					
09/21	Texans	P	0	0	0	0.0	0.0	0	0	0	0	0	0	0	0	0	0	0	0	0	0	0	0	0	0	W	17-10						
2025 TOTALS		2-0	1	0	1	0.0	0.0	0	0	0	0	0	0	0	0	0	0	0	0	0	0	0	0	0	0	2-1							



2024 GAME-BY-GAME REGULAR-SEASON STATISTICS (JAGUARS)

DATE	OPPONENT	P/S	TACKLES								INTERCEPTIONS					O. FUMB				ST				MISC		SCORE	
			TK	S	A	SK	YDS	TFL	YDS	QBH	NO	YDS	LG	TD	PD	FF	FR	TD	YDS	TK	S	A	FF	FR	S		A
09/08	at Dolphins	P	0	0	0	0.0	0.0	0	0	0	0	0	0	0	0	0	0	0	0	0	0	0	0	0	0	L	17-20
09/15	Browns																								L	13-18	
09/23	at Bills	P	0	0	0	0.0	0.0	0	0	1					0	0	0	0	0	0	0	0	0	0	L	10-47	
09/29	at Texans	P	3	3	0	0.0	0.0	0	0	0					0	0	0	0	0	0	0	0	0	0	L	20-24	
10/06	Colts	P	1	0	1	0.0	0.0	0	0	0					0	0	0	0	0	0	0	0	0	0	W	37-34	
10/13	at Bears	P	1	1	0	1.0	0.0	0	0	1					0	0	0	0	0	0	0	0	0	0	L	16-35	
10/20	Patriots																								W	32-16	
10/27	Packers																								L	27-30	
11/03	at Eagles																								L	23-28	
11/10	Vikings																								L	7-12	
11/17	at Lions																								L	6-52	
12/01	Texans	P	2	1	1	0.0	0.0	0	0	0					0	0	0	0	0	0	0	0	0	0	L	20-23	
12/08	at Titans	S	2	1	1	0.0	0.0	0	0	0					0	0	0	0	0	0	0	0	0	0	W	10-6	
12/15	Jets	S	2	0	2	0.0	0.0	0	0	0					0	0	0	0	0	0	0	0	0	0	L	25-32	
12/22	at Raiders	S	3	2	1	1.0	6.0	2	8	1					0	0	0	0	1	0	0	0	0	0	L	14-19	
12/29	Titans	S	2	1	1	1.0	3.0	1	3	1					0	0	0	0	0	0	0	0	0	0	W	20-13	
01/05	at Colts	S	1	1	0	0.0	0.0	0	0	0					0	0	0	0	1	0	0	0	0	0	L	23-26+	
2024 TOTALS			11-5	17	10	7	3.0	9.0	3	11	4	0	0	0	0	3	0	0	0	0	0	0	0	0	4-13		

+ - Overtime





DAWUANE SMOOT | 98

POSITION: DEFENSIVE END
HT: 6-3 | **WT:** 275 | **DOB:** 3-2-1995
COLLEGE: ILLINOIS
HOMETOWN: GROVEPORT, OHIO
ACQ: FA-'25
EXP: 9th YEAR

@Bigsmoot_94
 @bigsmoot_94

KEY TRANSACTIONS

- Originally drafted by Jacksonville in the third round (68th overall) of the 2017 draft
- Re-signed by Jacksonville on 3/16/21
- Re-signed by Jacksonville on 7/21/23
- Signed by Buffalo on 5/3/24
- Signed by Jacksonville on 6/4/25

PRO

2025 (Jaguars)

- **9/21 vs. HOU:** Saw action at defensive end... Recorded four tackles (two solo)
- **9/14 at CIN:** Saw action at defensive end
- **9/7 vs CAR:** Appeared at defensive end... Recorded a 12-yard sack of QB Bryce Young marking his 26th career sack with 24.5 as a Jaguar

2024 (Bills)

- Played in 11 games, making four starts... Posted 16 tackles, five tackles for loss, four quarterback hits, two forced fumbles, 1.5 sacks and one pass defended
- **10/20 vs. TEN:** Had four tackles and split a sack of Titans QB Mason Rudolph
- **10/6 at HOU:** Had a strip-sack of Texans QB C.J. Stroud

2023 (Jaguars)

- Appeared in 12 games, recording 10 tackles, four QB hits, 1.0 sack and one forced fumble... Missed the first five games of the season due to injury
- Named the Jaguars' 2023 Walter Payton Man of the Year nominee
- **10/19 at N.O.:** Posted two total tackles, one forced fumble and 1.0 sack for a six-yard loss

2022 (Jaguars)

- Played in 15 games where he totaled 21 tackles (six for loss), 12 QB hits, 5.0 sacks, two passes defended, one forced fumble and a fumble recovery before being placed on injured reserve on Dec. 26
- **11/6 vs. L.V.:** Posted 2.0 sacks on 29 defensive snaps, the sixth career multi-sack game of his career
- **10/30 vs. DEN:** Recorded three total tackles (one solo), including one tackle for loss, and 1.5 sacks
- **9/25 at LAC:** Recorded two solo tackles, 1.0 sack for 11 yards, one QB hit and one forced fumble

2021 (Jaguars)

- Appeared in 16 games, making 10 starts... Recorded 36 total tackles (22 solo), 6.0 sacks and 16 QB hits
- **1/9 vs. IND:** Started at outside linebacker and finished the game with 1.0 sack and one pass defended
- **12/12 at TEN:** Started along the defensive line and posted two total tackles, including 1.0 sack and three QB hits
- **10/10 vs. TEN:** Sacked QB Ryan Tannehill for an 11-yard loss in the third quarter and finished the game with 1.5 sacks, marking the third multi-sack game of his career

2020 (Jaguars)

- Saw action in all 16 games, starting seven... Notched a career-best 25 tackles (21 solo) and led the team with 5.5 sacks... Also posted five tackles for loss and two forced fumbles
- **12/20 at BAL:** Started at defensive end and tallied three solo tackles, 1.0 sack and one forced fumble
- **10/11 at HOU:** Earned his first career start at defensive end and collected two tackles, including 1.0 sack... One of his three pressures helped force CB Sidney Jones IV's second-quarter INT

2019 (Jaguars)

- Appeared in all 16 games, amassing 17 tackles (12 solo), 6.0 sacks and one fumble recovery
- **12/29 vs. IND:** Posted two tackles, 1.0 sack and one fumble recovery
- **12/22 at ATL:** Saw action at defensive end and notched 1.0 sack
- **9/19 vs. TEN:** Posted three tackles (two solo), including his first two career sacks



SINGLE-GAME HIGHS - POSTSEASON: DEFENSIVE

Total Tackles

1 vs. Denver Broncos, Jan 12, 2025

Special Teams Tackles

1 at New England Patriots, Jan 21, 2018

2025 GAME-BY-GAME REGULAR-SEASON STATISTICS (JAGUARS)

DATE	OPPONENT	P/S	TACKLES							INTERCEPTIONS					O. FUMB				ST				MISC		W/L	SCORE		
			TK	S	A	SK	YDS	TFL	YDS	QBH	NO	YDS	LG	TD	PD	FF	FR	TD	YDS	TK	S	A	FF	FR			S	A
09/07	Panthers	P	2	1	1	1.0	12.0	1	12	1	0	0	0	0	0	0	0	0	0	0	0	0	0	0	0	0	W	26-10
09/14	at Bengals	P	0	0	0	0.0	0.0	0	0	0	0	0	0	0	0	0	0	0	0	0	0	0	0	0	0	L	27-31	
09/21	Texans	P	4	2	2	0.0	0.0	0	0	0	0	0	0	0	0	0	0	0	0	0	0	0	0	0	0	W	17-10	
2025 TOTALS		3-0	6	3	3	1.0	12.0	1	12	1	0	0	0	0	0	0	0	0	0	0	0	0	0	0	0	2-1		

2024 GAME-BY-GAME REGULAR-SEASON STATISTICS (BILLS)

DATE	OPPONENT	P/S	TACKLES							INTERCEPTIONS					O. FUMB				ST				MISC		W/L	SCORE	
			TK	S	A	SK	YDS	TFL	YDS	QBH	NO	YDS	LG	TD	PD	FF	FR	TD	YDS	TK	S	A	FF	FR			S
09/08	Cardinals		ON INACTIVE LIST																			W	34-28				
09/12	at Dolphins		INACTIVE																			W	31-10				
09/23	Jaguars	P	0	0	0	0.0	0.0	0	0	0	0	0	0	0	0	0	0	0	0	0	0	0	0	0	0	W	47-10
09/29	at Ravens	P	4	2	2	0.0	0.0	1	3	0	0	0	0	0	0	0	0	0	0	0	0	0	0	0	0	L	10-35
10/06	at Texans	P	1	1	0	1.0	0.0	0	0	0	0	0	0	0	1	0	0	0	0	0	0	0	0	0	0	L	20-23
10/14	at Jets	S	2	1	1	0.0	0.0	0	0	0	0	0	0	0	0	0	0	0	0	0	0	0	0	0	0	W	23-20
10/20	Titans	S	4	3	1	0.5	1.5	1	1	1	0	0	0	0	0	0	0	0	0	0	0	0	0	0	0	W	34-10
10/27	at Seahawks	S	1	1	0	0.0	0.0	1	19	2	0	0	0	0	0	0	0	0	0	0	0	0	0	0	0	W	31-10
11/03	Dolphins	S	0	0	0	0.0	0.0	0	0	0	0	0	0	0	0	0	0	0	0	0	0	0	0	0	0	W	30-27
11/10	at Colts		INJURED RESERVE																			W	30-20				
11/17	Chiefs		INJURED RESERVE																			W	30-21				
12/01	49ers		INJURED RESERVE																			W	35-10				
12/08	at Rams		INJURED RESERVE																			L	42-44				
12/15	at Lions	P	1	1	0	0.0	0.0	1	5	0	0	0	0	0	1	0	0	0	0	0	0	0	0	0	0	W	48-42
12/22	Patriots	P	2	2	0	0.0	0.0	0	0	1	0	0	0	0	1	0	0	0	0	0	0	0	0	0	0	W	24-21
12/29	Jets	P	1	1	0	0.0	0.0	1	1	0	0	0	0	0	0	0	0	0	0	0	0	0	0	0	0	W	40-14
01/05	at Patriots	P	0	0	0	0.0	0.0	0	0	0	0	0	0	0	0	0	0	0	0	0	0	0	0	0	0	L	16-23
2024 TOTALS		11-4	16	12	4	1.5	1.5	5	29	4	0	0	0	0	1	2	0	0	0	0	0	0	0	0	0	13-4	

2024 GAME-BY-GAME POSTSEASON STATISTICS (BILLS)

DATE	OPPONENT	P/S	TACKLES							INTERCEPTIONS					O. FUMB				ST				MISC		W/L	SCORE	
			TK	S	A	SK	YDS	TFL	YDS	QBH	NO	YDS	LG	TD	PD	FF	FR	TD	YDS	TK	S	A	FF	FR			S
01/12	Broncos	P	1	0	1	0.0	0.0	0	0	1	0	0	0	0	0	0	0	0	0	0	0	0	0	0	0	W	31-7
01/19	Ravens	P	0	0	0	0.0	0.0	0	0	0	0	0	0	0	0	0	0	0	0	0	0	0	0	0	0	W	27-25
01/26	at Chiefs	P	0	0	0	0.0	0.0	0	0	2	0	0	0	0	0	0	0	0	0	0	0	0	0	0	0	L	29-32
2024 TOTALS		3-0	1	0	1	0.0	0.0	0	0	3	0	0	0	0	0	0	0	0	0	0	0	0	0	0	0	2-1	





BRENTON STRANGE | 85

POSITION: TIGHT END
HT: 6-4 | WT: 253 | DOB: 12-27-2000
COLLEGE: PENN STATE
HOMETOWN: PARKERSBURG, W.VA.
ACQ: D2-'23
EXP: 3rd YEAR

BrentonStrange
 brentonstrange_



KEY TRANSACTIONS

- Originally drafted by Jacksonville in the second round (61st overall) of the 2023 NFL Draft

PRO

2025 (Jaguars)

- 9/21 vs. HOU:** Started at tight end... Registered six receptions for 61 yards both team highs. His six receptions are the second-highest single-game total of his career while his 61 receiving yards mark his third best
- 9/14 at CIN:** Started at tight end and had three receptions for 17 yards
- 9/7 vs. CAR:** Started at tight end and recorded 59 yards on four receptions

2024 (Jaguars)

- Saw action in all 17 games and made 10 starts at tight end... Tallied 411 yards and two touchdowns on 40 receptions, all career-highs
- 12/15 vs. NYJ:** Started at tight end and recorded a career-high 73 yards on a career-high 11 receptions... His 11 receptions tied for fifth in franchise history for a single game
- 10/6 vs. IND:** Started at tight end and recorded 24 yards and one touchdown on four receptions
- 9/15 vs. CLE:** Started at tight end and recorded 65 yards on three receptions

2023 (Jaguars)

- Appeared in 14 games with four starts during his rookie season... Recorded five receptions for 35 yards and one touchdown
- 10/15 vs. IND:** Started at tight end and recorded two receptions for 27 yards and his first career touchdown... Saw action on special teams
- 9/24 vs. HOU:** Recorded two receptions for seven yards... Saw action on special teams
- 9/10 at IND:** Saw action at tight end and on special teams in NFL debut

COLLEGE

- Appeared in 37 games while at Penn State, making 31 starts
- Caught 70 passes for 755 yards, scoring 11 touchdowns
- Was named to the 2022 Mackey Award watch list
- Named All-Big Ten honorable mention following his sophomore season
- Redshirted his freshman year and played the next three seasons

PERSONAL

- Majored in recreation, park and tourism management
- Four-time letterman and two-time team captain at Parkersburg High School (W.Va.)
- Played tight end and defensive back and finished his high school career with the school record for receptions and receiving yards in a season and a career, season receiving touchdowns and career interception returns for a touchdown
- Also played four years of basketball

BRENTON STRANGE'S NFL REGULAR SEASON RUSHING/RECEIVING STATISTICS

DATE	TEAM	GP	GS	RECEIVING					RUSHING				
				NO.	YDS.	AVG.	LG	TD	NO.	YDS.	AVG.	LG	TD
2023	Jaguars	14	4	5	35	7.0	17	1	0	0	0.0	0	0
2024	Jaguars	17	10	40	411	10.3	30	2	0	0	0.0	0	0
2025	Jaguars	3	3	13	137	10.5	24	0	0	0	0.0	0	0
NFL TOTALS		34	17	58	583	10.1	30	3	0	0	0.0	0	0



SINGLE-GAME HIGHS: RECEIVING

Receptions 11 vs. New York Jets, Dec 15, 2024
 6 vs. Houston Texans, Sep 21, 2025

Receiving Yards 73 vs. New York Jets, Dec 15, 2024
 65 vs. Cleveland Browns, Sep 15, 2024

Receiving Average 21.7 vs. Cleveland Browns, Sep 15, 2024
 15.0 at Indianapolis Colts, Jan 05, 2025

Longest Receptions 30 vs. Cleveland Browns, Sep 15, 2024
 26 at Indianapolis Colts, Jan 05, 2025
 ...1 more at 26.

Receiving TDs 1 vs. Indianapolis Colts, Oct 06, 2024
 1 at Buffalo Bills, Sep 23, 2024
 ...1 more at 1.

All-Purpose Yards 73 vs. New York Jets, Dec 15, 2024
 65 vs. Cleveland Browns, Sep 15, 2024

Most TDs 1 vs. Indianapolis Colts, Oct 06, 2024
 1 at Buffalo Bills, Sep 23, 2024
 ...1 more at 1.

2025 GAME-BY-GAME REGULAR-SEASON STATISTICS (JAGUARS)


DATE	OPPONENT	P/S	RECEIVING						RUSHING						W/L	SCORE
			NO.	YDS.	AVG.	LG	TD	NO.	YDS.	AVG.	LG	TD				
09/07	Panthers	S	4	59	14.8	24	0	0	0	0.0	0	0	0	W	26-10	
09/14	at Bengals	S	3	17	5.7	10	0	0	0	0.0	0	0	0	L	27-31	
09/21	Texans	S	6	61	10.2	16	0	0	0	0.0	0	0	0	W	17-10	
2025 TOTALS		3-3	13	137	10.5	24	0	0	0	0.0	0	0	0	2-1		

2024 GAME-BY-GAME REGULAR-SEASON STATISTICS (JAGUARS)

DATE	OPPONENT	P/S	RECEIVING						RUSHING						W/L	SCORE
			NO.	YDS.	AVG.	LG	TD	NO.	YDS.	AVG.	LG	TD				
09/08	at Dolphins	P	0	0	0.0	0	0	0	0	0.0	0	0	0	L	17-20	
09/15	Browns	S	3	65	21.7	30	0	0	0	0.0	0	0	0	L	13-18	
09/23	at Bills	S	2	12	6.0	6t	1	0	0	0.0	0	0	0	L	10-47	
09/29	at Texans	S	3	19	6.3	11	0	0	0	0.0	0	0	0	L	20-24	
10/06	Colts	S	4	24	6.0	12	1	0	0	0.0	0	0	0	W	37-34	
10/13	at Bears	P	1	11	11.0	11	0	0	0	0.0	0	0	0	L	16-35	
10/20	Patriots	P	0	0	0.0	0	0	0	0	0.0	0	0	0	W	32-16	
10/27	Packers	P	5	59	11.8	21	0	0	0	0.0	0	0	0	L	27-30	
11/03	at Eagles	P	0	0	0.0	0	0	0	0	0.0	0	0	0	L	23-28	
11/10	Vikings	S	2	25	12.5	23	0	0	0	0.0	0	0	0	L	7-12	
11/17	at Lions	S	1	6	6.0	6	0	0	0	0.0	0	0	0	L	6-52	
12/01	Texans	P	1	14	14.0	14	0	0	0	0.0	0	0	0	L	20-23	
12/08	at Titans	P	1	21	21.0	21	0	0	0	0.0	0	0	0	W	10-6	
12/15	Jets	S	11	73	6.6	9	0	0	0	0.0	0	0	0	L	25-32	
12/22	at Raiders	S	2	22	11.0	13	0	0	0	0.0	0	0	0	L	14-19	
12/29	Titans	S	0	0	0.0	0	0	0	0	0.0	0	0	0	W	20-13	
01/05	at Colts	S	4	60	15.0	26	0	0	0	0.0	0	0	0	L	23-26+	
2024 TOTALS		17-10	40	411	10.3	30	2	0	0	0.0	0	0	0	4-13		

+ - Overtime





DANNY STRIGGOW | 92

POSITION: DEFENSIVE LINEMAN
 HT: 6-5 | WT: 255 | DOB: 7-24-2002
 COLLEGE: MINNESOTA
 HOMETOWN: LONG LAKE, MINN.
 ACQ: UDFA-'25
 EXP: R

@dstriggow23
 @dstriggow

KEY TRANSACTIONS

- Originally signed by Jacksonville as an undrafted free agent following the 2025 draft

PRO

2025 (Jaguars)

- 9/21 vs. HOU: Inactive
- 9/14 at CIN: Inactive
- 9/7 vs. CAR: Inactive

COLLEGE

- Played five seasons at Minnesota (2020-24) and played in 52 games (25 starts)
- Finished his time with the Golden Gophers with 124 tackles (71 solo), 18 tackles for loss, 14.5 sacks, three passes defended, two forced fumbles, one fumble recovery and one interception
- In 2024, Striggow recorded 52 tackles, 5.5 tackles for loss, five sacks, one forced fumble and one fumble recovery
- Named an All-Big Ten Honorable Mention (2024, 2023, 2022)
- Won the Big Ten Sportsmanship Award in 2024, and was named to the Academic All-Big Ten for four-consecutive years (2021-24)

PERSONAL

- Son of Jeff and Michelle Striggow
- Attended Orono High School in Long Lake, Minn.
- Earned All-District (2018,2019), All-State and Academic All-State (2019) honors
- As a senior, finished the season with 36 tackles, eight tackles for loss, four sacks and one forced fumble, and 598 all-purpose yards, 468 rushing yards and five rushing touchdowns on offense
- Wrestled in high school and won the 2019 Class 2A wrestling state championship in 2019

DANNY STRIGGOW'S NFL REGULAR SEASON DEFENSIVE STATISTICS

DATE	TEAM	GP	TACKLES							INTERCEPTIONS							O. FUMB					ST				MISC		
			GS	TK	S	A	TFL	YDS	SK	YDS	QBH	NO	YDS	LG	TD	PD	FF	FR	TD	YDS	TK	S	A	FF	FR	S	A	
2025	Jaguars	0	0	0	0	0	0	0	0.0	0.0	0	0	0	0	0	0	0	0	0	0	0	0	0	0	0	0	0	
NFL TOTALS		0	0	0	0	0	0	0	0.0	0.0	0	0	0	0	0	0	0	0	0	0	0	0	0	0	0	0		

2025 GAME-BY-GAME REGULAR-SEASON STATISTICS (JAGUARS)

DATE	OPPONENT	P/S	TACKLES							INTERCEPTIONS							O. FUMB					ST				MISC		
			TK	S	A	SK	YDS	TFL	YDS	QBH	NO	YDS	LG	TD	PD	FF	FR	TD	YDS	TK	S	A	FF	FR	S	A	W/L	SCORE
09/07	Panthers																										W	26-10
09/14	at Bengals																										L	27-31
09/21	Texans																										W	17-10
2025 TOTALS			0	0	0	0.0	0.0	0	0	0	0	0	0	0	0	0	0	0	0	0	0	0	0	0	0	0	2-1	

DANNY STRIGGOW'S COLLEGE DEFENSIVE STATISTICS

DATE	TEAM	GP	TACKLES							INTERCEPTIONS							O. FUMB					ST				MISC		
			GS	TK	S	A	TFL	YDS	SK	YDS	QBH	NO	YDS	LG	TD	PD	FF	FR	TD	YDS	TK	S	A	FF	FR	S	A	
2020	Minnesota	3	0	0	0	0	0	0.0	0.0	0	0	0	0	0	0	0	0	0	0	0	0	0	0	0	0	0	0	
2021	Minnesota	12	0	1	1	0	1.0	1.0	0.0	0.0	0	0	0	0	0	0	0	0	0	0	0	0	0	0	0	0		
2022	Minnesota	11	0	20	13	7	4.5	26.0	3.5	23.0	0	1	7	7	0	2	0	0	0	0	0	0	0	0	0	0		
2023	Minnesota	13	12	51	30	21	7.0	43.0	6.0	41.0	2	0	0	0	0	1	0	0	0	0	0	0	0	0	0			
2024	Minnesota	13	13	52	27	25	5.5	23.0	5.0	22.0	6	0	0	0	0	1	1	0	0	0	0	0	0	0	0			
TOTALS		52	25	124	71	53	18.0	93.0	14.5	86.0	8	1	7	7	0	2	2	1	0	0	0	0	0	0	0			



COLLEGE 2024 GAME-BY-GAME STATISTICS (MINNESOTA)

DATE	OPPONENT	P/S	TACKLES							INTERCEPTIONS					O. FUMB				ST				MISC		SCORE			
			TK	S	A	SK	YDS	TFL	YDS	QBH	NO	YDS	LG	TD	PD	FF	FR	TD	YDS	TK	S	A	FF	FR		S	A	W/L
08/29	North Carolina	S	4	1	3	0.5	2.0	1.0	3.0	0	0	0	0	0	0	0	0	0	0	0	0	0	0	0	0	0	L	17-19
09/07	Rhode Island	S	1	0	1	0.0	0.0	0.0	0.0	2	0	0	0	0	0	0	0	0	0	0	0	0	0	0	0	0	W	48-0
09/14	Nevada	S	5	4	1	1.0	1.0	1.0	1.0	0	0	0	0	0	0	0	0	0	0	0	0	0	0	0	0	0	W	27-0
09/21	Iowa	S	9	5	4	0.0	0.0	0.0	0.0	0	0	0	0	0	0	0	0	0	0	0	0	0	0	0	0	0	L	14-31
09/28	at Michigan	S	3	1	2	0.0	0.0	0.0	0.0	0	0	0	0	0	0	0	0	0	0	0	0	0	0	0	0	0	L	24-27
10/05	Southern California	S	5	4	1	0.0	0.0	0.0	0.0	1	0	0	0	0	0	0	0	0	0	0	0	0	0	0	0	0	W	24-17
10/12	at UCLA	S	5	4	1	0.0	0.0	0.0	0.0	1	0	0	0	0	0	0	0	0	0	0	0	0	0	0	0	0	W	21-17
10/26	Maryland	S	2	0	2	0.0	0.0	0.0	0.0	1	0	0	0	0	0	0	0	0	0	0	0	0	0	0	0	0	W	48-23
11/02	at Illinois	S	4	2	2	1.0	1.0	1.0	1.0	1	0	0	0	0	0	0	1	1	0	0	0	0	0	0	0	0	W	25-17
11/09	at Rutgers	S	3	0	3	0.0	0.0	0.0	0.0	0	0	0	0	0	0	0	0	0	0	0	0	0	0	0	0	0	L	19-26
11/23	Penn St.	S	3	1	2	0.5	4.0	0.5	4.0	0	0	0	0	0	0	0	0	0	0	0	0	0	0	0	0	0	L	25-26
11/29	at Wisconsin	S	3	2	1	1.0	4.0	1.0	4.0	0	0	0	0	0	0	0	0	0	0	0	0	0	0	0	0	0	W	24-7
01/03	at Virginia Tech	S	5	3	2	1.0	10.0	1.0	10.0	0	0	0	0	0	0	0	0	0	0	0	0	0	0	0	0	0	W	24-10
2024 TOTALS			13-13	52	27	25	5.0	22.0	5.5	23.0	6	0	0	0	0	0	1	1	0	0	0	0	0	0	0	0	8-5	





BRIAN THOMAS JR. | 7

POSITION: WIDE RECEIVER
HT: 6-2 | **WT:** 209 | **DOB:** 10-8-2002
COLLEGE: LSU
HOMETOWN: WALKER, LA.
ACQ: D1-'24
EXP: 2nd YEAR

BrianThomas_11
 brian.thomas11



KEY TRANSACTIONS

- Originally drafted by Jacksonville in the first round (23rd overall) in the 2024 draft

PRO

2025 (Jaguars)

- 9/21 vs. HOU:** Started at wide receiver... Recorded two receptions for 55 yards, including a 46-yard reception in the fourth quarter
- 9/14 at CIN:** Started at wide receiver... Recorded four receptions for 49 yards
- 9/7 vs CAR:** Started at wide receiver... Rushed for nine yards and one touchdown... Registered one reception for seven yards

2024 (Jaguars)

- Named to the 2025 Pro Bowl Games... Selected as a finalist for the 2024 Associated Press NFL Offensive Rookie of the Year... Voted to the Pro Football Writers of America All-Rookie Team and All-AFC Team... Selected to the Pro Football Focus All-Rookie Team... Named NFL Offensive Rookie of the Month for December/January... Nominated eight times for NFL Rookie of the Week (Week 1, Week 4, Week 5, Week 7, Week 14, Week 15, Week 16 and Week 18) and for the NFL's Pepsi Zero Sugar Rookie of the Year
- Started in 16 of 17 games played as a rookie... Registered 1,282 yards and 10 touchdowns on 87 receptions, all rookie franchise records
- In the NFL in 2024, Thomas Jr. ranked first among rookies and third overall in receiving yards; first among rookies and tied-sixth overall in receiving touchdowns; and first among rookies and second overall in yards per catch (14.7; min. 75 receptions)
- Thomas Jr.'s 1,282 receiving yards were the seventh-most in the NFL by a rookie since the 1970 AFL-NFL merger, while his 14.7 yards per catch were fourth-most (min. 75 receptions) and his 10 receiving touchdowns tied for seventh-most
- Became the fourth rookie since the 1970 NFL-AFL Merger to register 1,200-plus receiving yards and 10-plus receiving touchdowns (WR Odell Beckham Jr., WR Ja'Marr Chase and WR Randy Moss)... One of four players in the NFL in 2024 to reach those marks (WR Ja'Marr Chase, WR Justin Jefferson and WR Amon-Ra St. Brown)
- His eight games with 60-plus receiving yards and a touchdown reception tied WR Randy Moss for the most such games by a rookie in NFL history... His 11 games of over 75 receiving yards were the most by a rookie in NFL history and tied with WR Ja'Marr Chase for second-most in the NFL in 2024, trailing WR Justin Jefferson (12)
- 1/5 vs. IND:** Recorded 103 yards on seven receptions... Logged his fourth 100-yard receiving game, the most by a rookie in 2024, and his seventh consecutive game with over 75 receiving yards, tied with WR Justin Jefferson for the second-longest such streak of the season... This was the second-longest streak of games with 75-plus receiving yards by a rookie in NFL history behind only WR Odell Beckham Jr. (nine games)... Recorded his fifth consecutive game with seven-plus receptions (seven), tied with RB Terry Kirby for the second-longest such streak by a rookie in NFL history and tied with Jefferson for the longest such streak in the NFL in 2024
- 12/22 at L.V.:** Recorded a career-high 132 yards and one touchdown on nine receptions... Became the only rookie in franchise history and the 25th rookie receiver in NFL history to surpass 1,000 receiving yards... His 62-yard touchdown was his second of over 60 yards in 2024, making him the only rookie with two touchdowns of 60-plus yards
- 12/15 vs. NYJ:** Recorded 105 yards and two touchdowns on a career-high 10 receptions... Became the sixth rookie in NFL history with 10-plus receptions (10), 100-plus receiving yards (105) and two-plus touchdown receptions (two) in a single game
- 10/6 vs. IND:** Recorded 122 yards and a touchdown on five receptions... His 85-yard touchdown reception was the longest by a rookie in franchise history and the sixth-longest in the NFL in 2024... Became the sixth rookie in Jaguars history to reach 100-plus receiving yards in a game and the first since WR Keelan Cole in 2017
- 9/8 at MIA:** Saw action at wide receiver and recorded 47 yards and a touchdown on four receptions... Became the sixth rookie wide receiver to catch a touchdown in his NFL debut in franchise history

COLLEGE

- Recorded 127 receptions for 1,897 yards and 24 touchdowns in three seasons at LSU
- Led the nation in receiving touchdowns with 17 during his junior season (2023)
- Named 2023 Third-Team All-America by Associated Press and named Second-Team All-SEC by Associated Press and coaches
- Thomas Jr.'s 24 career receiving touchdowns tied for the third most in program history, alongside WR Justin Jefferson

PERSONAL

- Son of Brian Thomas Sr. and Sandra Thomas
- Ranked as the number four player in Louisiana in 2020 and participated in the Adidas All-American Bowl
- Caught 30 passes for 507 yards and seven touchdowns as a senior (2020) and 75 passes for 1,272 yards and 17 touchdowns as a junior (2019)
- Was a dual sport athlete in high school, also participating in basketball... Named Most Outstanding Player in the state title game in 2018 after scoring 20 points and grabbing eight rebounds in a win over Landry-Walker High School



BRIAN THOMAS JR.'S NFL REGULAR SEASON RUSHING/RECEIVING STATISTICS

DATE	TEAM	RECEIVING							RUSHING				
		GP	GS	NO.	YDS.	AVG.	LG	TD	NO.	YDS.	AVG.	LG	TD
2024	Jaguars	17	16	87	1,282	14.7	85t	10	6	48	8.0	18	0
2025	Jaguars	3	3	7	115	16.4	46	0	1	9	9.0	9t	1
NFL TOTALS		20	19	94	1,397	14.9	85T	10	7	57	8.1	18	1

SINGLE-GAME HIGHS: RUSHING/RECEIVING

Rush Attempts	2 vs. New England Patriots, Oct 20, 2024 1 at Houston Texans, Sep 29, 2024	Longest Receptions	85t vs. Indianapolis Colts, Oct 06, 2024 66 vs. Cleveland Browns, Sep 15, 2024
Rushing Yards	13 at Houston Texans, Sep 29, 2024 2 vs. New England Patriots, Oct 20, 2024	Receiving TDs	2 vs. New York Jets, Dec 15, 2024 1 vs. Tennessee Titans, Dec 29, 2024 ...7 more at 1.
Longest Runs	18 vs. Tennessee Titans, Dec 29, 2024 13 at Houston Texans, Sep 29, 2024	All-Purpose Yards	132 at Las Vegas Raiders, Dec 22, 2024 122 vs. Indianapolis Colts, Oct 06, 2024
Receptions	10 vs. New York Jets, Dec 15, 2024 9 at Las Vegas Raiders, Dec 22, 2024	Most TDs	2 vs. New York Jets, Dec 15, 2024 1 vs. Carolina Panthers, Sep 07, 2025 ...8 more at 1.
Receiving Yards	132 at Las Vegas Raiders, Dec 22, 2024 122 vs. Indianapolis Colts, Oct 06, 2024	Scrimmage Yards	132 at Las Vegas Raiders, Dec 22, 2024 122 vs. Indianapolis Colts, Oct 06, 2024
Receiving Average	24.4 vs. Indianapolis Colts, Oct 06, 2024 20.0 vs. Green Bay Packers, Oct 27, 2024		

100-YARD RECEIVING GAMES (4): REGULAR SEASON

DATE	TEAM	NO.	YDS.	AVG.	LG	TD
10/06/24	COLTS	5	122	24.4	85t	1
12/15/24	JETS	10	105	10.5	41	2
12/22/24	at Raiders	9	132	14.7	62t	1
01/05/25	at Colts	7	103	14.7	41	0

2025 GAME-BY-GAME REGULAR-SEASON STATISTICS (JAGUARS)


DATE	OPPONENT	P/S	RECEIVING					RUSHING					W/L	SCORE
			NO.	YDS.	AVG.	LG	TD	NO.	YDS.	AVG.	LG	TD		
09/07	Panthers	S	1	11	11.0	11	0	1	9	9.0	9t	1	W	26-10
09/14	at Bengals	S	4	49	12.3	18	0	0	0	0.0	0	0	L	27-31
09/21	Texans	S	2	55	27.5	46	0	0	0	0.0	0	0	W	17-10
2025 TOTALS		3-3	7	115	16.4	46	0	1	9	9.0	9T	1	2-1	

2024 GAME-BY-GAME REGULAR-SEASON STATISTICS (JAGUARS)

DATE	OPPONENT	P/S	RECEIVING					RUSHING					W/L	SCORE
			NO.	YDS.	AVG.	LG	TD	NO.	YDS.	AVG.	LG	TD		
09/08	at Dolphins	P	4	47	11.8	18	1	0	0	0.0	0	0	L	17-20
09/15	Browns	S	2	94	47.0	66	0	0	0	0.0	0	0	L	13-18
09/23	at Bills	S	5	48	9.6	16	0	0	0	0.0	0	0	L	10-47
09/29	at Texans	S	6	86	14.3	32	1	1	13	13.0	13	0	L	20-24
10/06	Colts	S	5	122	24.4	85t	1	0	0	0.0	0	0	W	37-34
10/13	at Bears	S	3	27	9.0	13	0	0	0	0.0	0	0	L	16-35
10/20	Patriots	S	5	89	17.8	58	1	2	2	1.0	1	0	W	32-16
10/27	Packers	S	3	60	20.0	28	1	0	0	0.0	0	0	L	27-30
11/03	at Eagles	S	2	22	11.0	16	0	0	0	0.0	0	0	L	23-28
11/10	Vikings	S	2	12	6.0	10	0	0	0	0.0	0	0	L	7-12
11/17	at Lions	S	5	82	16.4	24	0	1	4	4.0	4	0	L	6-52
12/01	Texans	S	4	76	19.0	56	1	1	11	11.0	11	0	L	20-23
12/08	at Titans	S	8	86	10.8	31	0	0	0	0.0	0	0	W	10-6
12/15	Jets	S	10	105	10.5	41	2	0	0	0.0	0	0	L	25-32
12/22	at Raiders	S	9	132	14.7	62t	1	0	0	0.0	0	0	L	14-19
12/29	Titans	S	7	91	13.0	31	1	1	18	18.0	18	0	W	20-13
01/05	at Colts	S	7	103	14.7	41	0	0	0	0.0	0	0	L	23-26+
2024 TOTALS		17-16	87	1,282	14.7	85T	10	6	48	8.0	18	0	4-13	

+ - Overtime





BHAYSHUL TUTEN | 33

POSITION: RUNNING BACK
HT: 5-9 | WT: 209 | DOB: 2-14-2003
COLLEGE: VIRGINIA TECH
HOMETOWN: PAULSBORO, N.J.
ACQ: D4-'25
EXP: R

@bhayshul_

KEY TRANSACTIONS

- Originally drafted by Jacksonville in the fourth round (104th overall) of the 2025 draft

PRO

2025 (Jaguars)

- 9/21 vs. HOU:** Saw action at running back and on special teams... Registered six carries for 21 yards... Scored one rushing touchdown, becoming the only rookie in franchise history to register a rushing touchdown and a receiving touchdown within the first three games of his career
- 9/14 at CIN:** Saw action at running back and on special teams... Recorded eight carries for 42 yards... Had two receptions for 32 yards and one touchdown, the first of his career... Became the first Jaguars rookie RB since 2020 to catch a touchdown (James Robinson - three times)... Recorded a 24-yard catch, marking the longest by a Jaguars rookie RB since Week 1 of 2020 (James Robinson - 28 yards)... Returned one kickoff for 26 yards
- 9/7 vs. CAR:** Saw action at running back and on special teams... Recorded three carries for 11 yards... Notched one kickoff return for 12 yards

COLLEGE

- Produced 1,159 rushing yards (fourth in the ACC), 105.4 rushing yards per game (second in the ACC) and 17 total touchdowns in 2024 and was named All-ACC Second-Team... Eclipsed 100 rushing yards in six-of-11 games played
- Set the Virginia Tech program record in single-game rushing yards (266) on Oct. 17, 2024, against Boston College, along with four total touchdowns
- In 2023, rushed 173 times for 863 yards and 10 touchdowns; caught 27 passes for 239 yards and two touchdowns; and returned 19 kicks for 550 yards and two touchdowns for a total of 1,633 all-purpose yards... Named an All-ACC Second-Team all-purpose back and Third-Team running back
- Rushed for 1,363 yards and 13 touchdowns on 208 carries in 2022 at North Carolina A&T, the fifth-best single-season rushing performance in A&T history

PERSONAL

- Played high school football at Paulsboro (Paulsboro, N.J.) under Head Coach Glenn Howard
- Finished his career with 3,768 yards rushing and 77 touchdowns on 429 carries for an average of 8.8 yards per carry... Also caught 35 passes in his career for 437 yards (12.5 average) and seven touchdowns
- Named the Jersey Times Offensive Player of the Year in 2020
- Also wrestled and ran track in high school
- Ran a 4.32-second 40-yard dash at the NFL Combine, the fastest among running backs

BHAYSHUL TUTEN'S NFL REGULAR SEASON RUSHING/RECEIVING STATISTICS

DATE	TEAM	RUSHING							RECEIVING				
		GP	GS	NO.	YDS.	AVG.	LG	TD	NO.	YDS.	AVG.	LG	TD
2025	Jaguars	3	0	17	74	4.4	9	1	2	32	16.0	24	1
NFL TOTALS		3	0	17	74	4.4	9	1	2	32	16.0	24	1

BHAYSHUL TUTEN'S NFL REGULAR SEASON RETURN STATISTICS

DATE	TEAM	KICKOFF RETURNS					PUNT RETURNS					
		RET.	YDS.	AVG.	LG	TD	NO.	FC	YDS.	AVG.	LG	TD
2025	Jaguars	2	38	19.0	26	0	0	0	0	0.0	0	0
NFL TOTALS		2	38	19.0	26	0	0	0	0	0.0	0	0



SINGLE-GAME HIGHS: RUSHING/RECEIVING

Rush Attempts	8 at Cincinnati Bengals, Sep 14, 2025 6 vs. Houston Texans, Sep 21, 2025	Receiving TDs	1 at Cincinnati Bengals, Sep 14, 2025
Rushing Yards	42 at Cincinnati Bengals, Sep 14, 2025 21 vs. Houston Texans, Sep 21, 2025	All-Purpose Yards	100 at Cincinnati Bengals, Sep 14, 2025 23 vs. Carolina Panthers, Sep 07, 2025
Rushing Average	5.3 at Cincinnati Bengals, Sep 14, 2025	Kickoff Return Yards	26 at Cincinnati Bengals, Sep 14, 2025 12 vs. Carolina Panthers, Sep 07, 2025
Longest Runs	9 at Cincinnati Bengals, Sep 14, 2025 8 vs. Carolina Panthers, Sep 07, 2025	Longest Kickoff Return	26 at Cincinnati Bengals, Sep 14, 2025 12 vs. Carolina Panthers, Sep 07, 2025
Receptions	2 at Cincinnati Bengals, Sep 14, 2025	Most TDs	1 vs. Houston Texans, Sep 21, 2025 1 at Cincinnati Bengals, Sep 14, 2025
Receiving Yards	32 at Cincinnati Bengals, Sep 14, 2025	Scrimmage Yards	74 at Cincinnati Bengals, Sep 14, 2025 21 vs. Houston Texans, Sep 21, 2025
Longest Receptions	24 at Cincinnati Bengals, Sep 14, 2025 8t at Cincinnati Bengals, Sep 14, 2025		

2025 GAME-BY-GAME REGULAR-SEASON STATISTICS (JAGUARS)

DATE	OPPONENT	P/S	RUSHING					RECEIVING					W/L	SCORE	
			NO.	YDS.	AVG.	LG	TD	NO.	YDS.	AVG.	LG	TD			
09/07	Panthers	P	3	11	3.7	8	0	0	0	0.0	0	0	0	W	26-10
09/14	at Bengals	P	8	42	5.3	9	0	2	32	16.0	24	1	L	27-31	
09/21	Texans	P	6	21	3.5	6	1	0	0	0.0	0	0	W	17-10	
2025 TOTALS		3-0	17	74	4.4	9	1	2	32	16.0	24	1	2-1		

BHAYSHUL TUTEN'S COLLEGE RUSHING/RECEIVING STATISTICS

DATE	TEAM	GP	GS	RUSHING					RECEIVING				
				NO.	YDS.	AVG.	LG	TD	NO.	YDS.	AVG.	LG	TD
2021	N.C. A&T	11	1	37	215	5.8	24	3	10	230	23.0	92	1
2022	N.C. A&T	11	11	208	1,363	6.6	70	13	31	342	11.0	52	4
2023	Virginia Tech	13	13	173	863	5.0	49	10	27	239	8.9	30	2
2024	Virginia Tech	11	10	183	1,159	6.3	83	15	23	81	3.5	22	2
TOTALS		46	35	601	3,600	6.0	83	41	91	892	9.8	92	9

BHAYSHUL TUTEN'S COLLEGE RETURN STATISTICS

DATE	TEAM	KICKOFF RETURNS					PUNT RETURNS					
		RET.	YDS.	AVG.	LG	TD	NO.	FC	YDS.	AVG.	LG	TD
2021	N.C. A&T	18	330	18.3	34	0	5	0	11	2.2	8	0
2022	N.C. A&T	0	0	0.0	0	0	0	0	0	0.0	0	0
2023	Virginia Tech	19	550	28.9	99	2	0	0	0	0.0	0	0
2024	Virginia Tech	3	71	23.7	29	0	0	0	0	0.0	0	0
TOTALS		40	951	23.8	99	2	5	0	11	2.2	8	0

COLLEGE 2024 GAME-BY-GAME STATISTICS (VIRGINIA TECH)

DATE	OPPONENT	P/S	RUSHING					RECEIVING					W/L	SCORE
			NO.	YDS.	AVG.	LG	TD	NO.	YDS.	AVG.	LG	TD		
08/31	at Vanderbilt	S	9	34	3.8	24	1	6	18	3.0	11	1	L	27-34+
09/07	Marshall	S	22	120	5.5	25	1	4	7	1.8	3	0	W	31-14
09/14	at Old Dominion	S	21	115	5.5	22	2	1	-1	-1.0	0	0	W	37-17
09/21	Rutgers	S	15	122	8.1	31	3	0	0	0.0	0	0	L	23-26
09/27	at Miami (FL)	S	19	141	7.4	55	1	4	7	1.8	7	0	L	34-38
10/05	at Stanford	S	21	73	3.5	13	1	0	0	0.0	0	0	W	31-7
10/17	Boston College	S	18	266	14.8	83	3	1	20	20.0	20	1	W	42-21
10/26	Georgia Tech	S	17	80	4.7	41	0	2	5	2.5	9	0	W	21-6
11/02	at Syracuse												L	31-38+
11/09	Clemson	P	4	0	0.0	3	0	2	21	10.5	22	0	L	14-24
11/23	at Duke	S	19	84	4.4	29	1	3	4	1.3	2	0	L	28-31
11/30	Virginia	S	18	124	6.9	58	2	0	0	0.0	0	0	W	37-17
01/03	Minnesota												L	10-24
2024 TOTALS		11-10	183	1,159	6.3	83	15	23	81	3.5	22	2	6-7	

+ - Overtime



COLLEGE 2024 GAME-BY-GAME STATISTICS (VIRGINIA TECH)

DATE	OPPONENT	P/S	KICKOFF RETURNS					PUNT RETURNS					W/L	SCORE	
			RET	YDS	AVG	LG	TD	NO	FC	YDS	AVG	LG			TD
08/31	at Vanderbilt	S	3	71	23.7	29	0	0	0	0	0.0	0	0	L	27-34+
09/07	Marshall	S	0	0	0.0	0	0	0	0	0	0.0	0	0	W	31-14
09/14	at Old Dominion	S	0	0	0.0	0	0	0	0	0	0.0	0	0	W	37-17
09/21	Rutgers	S	0	0	0.0	0	0	0	0	0	0.0	0	0	L	23-26
09/27	at Miami (FL)	S	0	0	0.0	0	0	0	0	0	0.0	0	0	L	34-38
10/05	at Stanford	S	0	0	0.0	0	0	0	0	0	0.0	0	0	W	31-7
10/17	Boston College	S	0	0	0.0	0	0	0	0	0	0.0	0	0	W	42-21
10/26	Georgia Tech	S	0	0	0.0	0	0	0	0	0	0.0	0	0	W	21-6
11/02	at Syracuse					DID NOT PLAY (NON-INJURY)							L	31-38+	
11/09	Clemson	P	0	0	0.0	0	0	0	0	0	0.0	0	0	L	14-24
11/23	at Duke	S	0	0	0.0	0	0	0	0	0	0.0	0	0	L	28-31
11/30	Virginia	S	0	0	0.0	0	0	0	0	0	0.0	0	0	W	37-17
01/03	Minnesota					DID NOT PLAY (NON-INJURY)							L	10-24	
2024 TOTALS		11-10	3	71	23.7	29	0	0	0	0	0.0	0	0	6-7	

+ - Overtime





COLE VAN LANEN | 70

POSITION: OFFENSIVE LINEMAN
HT: 6-5 | **WT:** 312 | **DOB:** 4-23-1998
COLLEGE: WISCONSIN
HOMETOWN: GREEN BAY, WIS.
ACQ: T (G.B.)-'22
EXP: 5th YEAR

colevanlanen5
 cole_vanlanen



KEY TRANSACTIONS

- Originally selected by Green Bay in the sixth round (214th overall) of the 2021 NFL Draft
- Traded to Jacksonville on 8/23/2022

PRO

2025 (Jaguars)

- **9/21 vs. HOU:** Saw action on special teams
- **9/14 at CIN:** Saw action on special teams
- **9/7 vs. CAR:** Inactive

2024 (Jaguars)

- Saw action in nine games and made three starts (two at left tackle and one at right tackle)
- **12/29 vs. TEN:** Started at left tackle and played all 58 offensive snaps
- **12/22 at L.V.:** Saw action at left tackle and played 62-of-67 offensive snaps
- **12/8 at TEN:** Made his first career start at right tackle and played all 59 offensive snaps

2023 (Jaguars)

- Saw action in nine games
- **12/24 at T.B.:** Saw action on the offensive line and on special teams
- **9/24 vs. HOU:** Replaced Anton Harrison on the offensive line after he left the game with an ankle injury... Also saw action on special teams

2022 (Jaguars)

- Saw action in 16 regular-season games and both postseason games
- **1/1 at HOU:** Saw action on offense and special teams
- **12/22 at NYJ:** Saw action on offense and special teams

2021 (Jaguars)

- Spent the majority of the season on the practice squad, appearing in one game

COLLEGE

- Played in 45 games with 19 starts at left tackle in his four seasons with the Badgers, with 18 of those starts coming over his final two seasons
- Earned First-Team All-Big Ten honors as a senior in 2020
- Helped the Badgers rank in the top 15 in the country in rushing in both 2018 (273.4 ypg, No. 6) and 2019 (233.1 ypg, No. 15) as RB Jonathan Taylor posted back-to-back 2,000-yard rushing seasons
- Received Second-Team All-Big Ten recognition from the coaches and media as a junior in 2019

PERSONAL

- Swept discus and shot put titles at the 2015 Wisconsin Division 1 state meet as a junior
- Invited to the 2016 U.S. Army All-American Bowl
- Earned his degree in personal finance
- Father, Thomas, won the Wisconsin Division 2 state titles in discus and shot put for West De Pere (Wis.) High School in 1994

COLE VAN LANEN'S NFL REGULAR SEASON STATISTICS

DATE	TEAM	GP	GS
2021	Packers	1	0
2022	Jaguars	16	0
2023	Jaguars	9	0
2024	Jaguars	9	3
2025	Jaguars	2	0
NFL TOTALS		37	3



COLE VAN LANEN'S NFL POSTSEASON STATISTICS

DATE	TEAM	GP	GS
2021	Packers	0	0
2022	Jaguars	2	0
NFL TOTALS		2	0

2025 GAME-BY-GAME REGULAR-SEASON STATISTICS (JAGUARS)

DATE	OPPONENT	P/S		W/L	SCORE
09/07	Panthers		ON INACTIVE LIST	W	26-10
09/14	at Bengals	P		L	27-31
09/21	Texans	P		W	17-10
2025 TOTALS		2-0		2-1	

2024 GAME-BY-GAME REGULAR-SEASON STATISTICS (JAGUARS)

DATE	OPPONENT	P/S		W/L	SCORE
09/08	at Dolphins		ON INACTIVE LIST	L	17-20
09/15	Browns		ON INACTIVE LIST	L	13-18
09/23	at Bills		ON INACTIVE LIST	L	10-47
09/29	at Texans		ON INACTIVE LIST	L	20-24
10/06	Colts		ON INACTIVE LIST	W	37-34
10/13	at Bears		ON INACTIVE LIST	L	16-35
10/20	Patriots		ON INACTIVE LIST	W	32-16
10/27	Packers		ON INACTIVE LIST	L	27-30
11/03	at Eagles	P		L	23-28
11/10	Vikings	P		L	7-12
11/17	at Lions	P		L	6-52
12/01	Texans	P		L	20-23
12/08	at Titans	S		W	10-6
12/15	Jets	P		L	25-32
12/22	at Raiders	P		L	14-19
12/29	Titans	S		W	20-13
01/05	at Colts	S		L	23-26+
2024 TOTALS		9-3		4-13	

+ - Overtime





TRAVON WALKER | 44

POSITION: DEFENSIVE END
HT: 6-5 | **WT:** 272 | **DOB:** 12-18-2000
COLLEGE: GEORGIA
HOMETOWN: THOMASTON, GA.
ACQ: D1-'22
EXP: 4th YEAR



KEY TRANSACTIONS

- Originally drafted by Jacksonville in the first round (first overall) in the 2022 draft

PRO

Career Highlights

- Ranks ninth in franchise history in sacks (26.0), seventh in quarterback hits (47) and tied-seventh in tackles for loss (30)
- In his past 24 games played (since Week 15 of 2023), Walker's 17.5 sacks are tied third-most in the league

2025 (Jaguars)

- 9/21 vs. HOU:** Started at defensive end... Recorded three tackles (one solo), 1.0 sack and one tackle for loss
- 9/14 at CIN:** Started at defensive end... Recorded five tackles (three solo), 1.0 sack, three QB hits, one tackle for loss and one pass defended... His three QB hits tied his single-game career high
- 9/7 vs. CAR:** Started at defensive end... Recorded two tackles (one solo)

2024 (Jaguars)

- Started all 17 games... Amassed 61 tackles (31 solo), 15 quarterback hits, 13 tackles for loss, 10.5 sacks, two forced fumbles, one fumble recovery and one pass defended... His 10.5 sacks tied for eighth most in the AFC... Notched his second consecutive season with double-digit sacks, becoming the second player in franchise history to produce 10.0 or more sacks in back-to-back seasons (DE Calais Campbell, 2017-18)
- With 24.0 career sacks, Walker recorded the second-most sacks within a player's first three seasons in franchise history, passing DE Josh Hines-Allen (20.5)... Became one of three Jaguars (DE Josh Hines-Allen and DE Yannick Ngakoue) in franchise history to reach 10 quarterback hits in each of their first three seasons
- 12/1 vs. HOU:** Registered four tackles (one solo), one tackle for loss, one quarterback hit and 1.0 sack... Recorded his 10th tackle for loss of the season to become one of three players (DL Yannick Ngakoue and LB Telvin Smith) in franchise history to produce back-to-back seasons with double-digit tackles for loss within their first three years in the NFL... Notched his fifth consecutive home game with at least 0.5 sack
- 11/3 at PHI:** Recorded a single-game career-high seven tackles (six solo), two tackles for loss and one fumble recovery, which he returned for a 35-yard touchdown... His defensive touchdown was the first of his career and the second longest fumble recovery by a defensive lineman in 2024
- 10/6 vs. IND:** Amassed five tackles (four solo), three tackles for loss, three quarterback hits, a single-game career-high 3.0 sacks, one pass defended and one forced fumble... Became the second player in franchise history (DE Reggie Hayward, 11/11/07) to record five-plus tackles, one or more sacks, a forced fumble, a pass defended, a tackle for loss and a quarterback hit in a single game

2023 (Jaguars)

- Started 17 games in 2023 and recorded 52 tackles (27 solo), 19 quarterback hits, 10.0 sacks, 10 tackles for loss, two passes defended and one fumble recovery... His 10.0 sacks ranked second on the team
- 1/7 at TEN:** Posted two total tackles (one solo), two quarterback hits, one tackle for loss and 1.0 sack... Achieved 100 career tackles... Recorded at least 0.5 sack in seven of the last eight games of the season
- 12/31 vs. CAR:** Recorded six solo tackles, two tackles for loss and 2.0 sacks
- 12/24 at T.B.:** Posted five total tackles (three solo), 1.0 sack and one tackle for loss
- 10/29 at PIT:** Recorded two total tackles (one solo), two quarterback hits, one tackle for loss and 1.0 sack for five yards

2022 (Jaguars)

- Started 14 of his 15 regular-season appearances and started both postseason games... In the regular season, posted 49 tackles (24 solo), five tackles for loss, 3.5 sacks, one interception and one forced fumble... In the postseason, posted five tackles (two solo), three quarterback hits, one tackle for loss, one pass defended and 0.5 sack
- 1/21 at K.C.:** Started at outside linebacker and recorded three tackles (two solo), including one tackle for loss, one QB hit and one pass defended
- 12/11 at TEN:** Started at outside linebacker and recorded three tackles (two solo), 1.0 sack and one forced fumble
- 10/23 vs. NYG:** Started at outside linebacker and recorded five tackles (two solo) and recorded 1.0 sack
- 9/11 at WAS:** Started at outside linebacker and posted four tackles, including 1.0 sack, and one INT... Became the second player in franchise history (Kevin Hardy) to record at least 1.0 sack and one INT in their first career game and the first player in the NFL to do so in their debut since 2018



COLLEGE

- Started at defensive tackle in all 15 games in 2021 at Georgia
- Finished with 37 total tackles, second among interior linemen, and had 6.0 sacks, 7.5 tackles for loss, and a team-high 36 QB hurries
- Produced a career-high seven QB pressures in CFP Championship Game vs. Alabama
- Voted 2021 Preseason Third-Team All-SEC by the league's 14 head coaches, as well as by attendees at SEC Media Days
- Named to the Freshman All-SEC Team, as voted by the league's 14 head coaches

PERSONAL

- Created the Travon Walker Foundation to empower youth to reach their full potential and hosts an annual free youth football camp in his hometown, Thomaston, Ga.
- Full name is Yury Travon Walker
- Father, Stead Walker, served in the Marine Corps
- Has two older sisters, Charmine and Nakeria
- Recipient of the Bill and Susan Robbins Family Football Scholarship
- Won back-to-back Class 4A state championships in basketball in high school
- Favorite athlete growing up was Kobe Bryant
- City officials proclaimed Jan. 18, 2022, Travon Walker Day in Thomaston
- In May of 2023, his No. 44 was officially retired at Upson-Lee High School in his hometown

TRAVON WALKER'S NFL REGULAR SEASON DEFENSIVE STATISTICS

DATE	TEAM	GP	TACKLES							INTERCEPTIONS							O. FUMB					ST					MISC	
			GS	TK	S	A	TFL	YDS	SK	YDS	QBH	NO	YDS	LG	TD	PD	FF	FR	TD	YDS	TK	S	A	FF	FR	S	A	
2022	Jaguars	15	14	49	24	25	5	20	3.5	23.0	10	1	9	9	0	2	1	0	0	0	0	0	0	0	0	0	0	0
2023	Jaguars	17	17	52	27	25	10	69	10.0	77.5	19	0	0	0	0	2	0	1	0	0	0	0	0	0	0	0	0	
2024	Jaguars	17	17	61	31	30	13	98	10.5	89.0	15	0	0	0	0	1	2	1	1	35	0	0	0	0	0	0	0	
2025	Jaguars	3	3	10	5	5	2	19	2.0	19.0	4	0	0	0	0	1	0	0	0	0	0	0	0	0	0	0		
NFL TOTALS		52	51	172	87	85	30	206	26.0	208.5	48	1	9	9	0	6	3	2	1	35	0	0	0	0	0	0	0	

TRAVON WALKER'S NFL POSTSEASON DEFENSIVE STATISTICS

DATE	TEAM	GP	TACKLES							INTERCEPTIONS							O. FUMB					ST					MISC	
			GS	TK	S	A	TFL	YDS	SK	YDS	QBH	NO	YDS	LG	TD	PD	FF	FR	TD	YDS	TK	S	A	FF	FR	S	A	
2022	Jaguars	2	2	5	2	3	1	0	0.5	3.5	3	0	0	0	0	1	0	0	0	0	0	0	0	0	0	0	0	
NFL TOTALS		2	2	5	2	3	1	0	0.5	3.5	3	0	0	0	0	1	0	0	0	0	0	0	0	0	0	0	0	

SINGLE-GAME HIGHS: DEFENSIVE

Total Tackles	7 at Philadelphia Eagles, Nov 03, 2024 6 at Miami Dolphins, Sep 08, 2024 ...2 more at 6.	Fumble Recoveries	1 at Philadelphia Eagles, Nov 03, 2024 1 at Buffalo Bills, Oct 08, 2023
Solo Tackles	6 at Philadelphia Eagles, Nov 03, 2024 6 vs. Carolina Panthers, Dec 31, 2023	Tackles For Loss	3 vs. Indianapolis Colts, Oct 06, 2024 2 at Philadelphia Eagles, Nov 03, 2024 ...2 more at 2.
Sacks	3.0 vs. Indianapolis Colts, Oct 06, 2024 2.0 at Miami Dolphins, Sep 08, 2024 ...1 more at 2.0.	Interceptions	1 at Washington Commanders, Sep 11, 2022
Passes Defensed	1 at Cincinnati Bengals, Sep 14, 2025 1 vs. Indianapolis Colts, Oct 06, 2024 ...4 more at 1.	Interception Return Yards	9 at Washington Commanders, Sep 11, 2022
Forced Fumbles	1 vs. Tennessee Titans, Dec 29, 2024 1 vs. Indianapolis Colts, Oct 06, 2024 ...1 more at 1.	Longest Opp Fumble Return	35 at Philadelphia Eagles, Nov 03, 2024

SINGLE-GAME HIGHS - POSTSEASON: DEFENSIVE

Total Tackles	3 at Kansas City Chiefs, Jan 21, 2023 2 vs. Los Angeles Chargers, Jan 14, 2023	Passes Defensed	1 at Kansas City Chiefs, Jan 21, 2023
Solo Tackles	2 at Kansas City Chiefs, Jan 21, 2023	Tackles For Loss	1 at Kansas City Chiefs, Jan 21, 2023
Sacks	0.5 vs. Los Angeles Chargers, Jan 14, 2023		

2025 GAME-BY-GAME REGULAR-SEASON STATISTICS (JAGUARS)

DATE	OPPONENT	P/S	TACKLES							INTERCEPTIONS							O. FUMB					ST					MISC	
			TK	S	A	SK	YDS	TFL	YDS	QBH	NO	YDS	LG	TD	PD	FF	FR	TD	YDS	TK	S	A	FF	FR	S	A	W/L	SCORE
09/07	Panthers	S	2	1	1	0.0	0.0	0	0	0	0	0	0	0	0	0	0	0	0	0	0	0	0	0	0	0	W	26-10
09/14	at Bengals	S	5	3	2	1.0	7.0	1	7	3	0	0	0	0	1	0	0	0	0	0	0	0	0	0	0	L	27-31	
09/21	Texans	S	3	1	2	1.0	12.0	1	12	1	0	0	0	0	0	0	0	0	0	0	0	0	0	0	0	W	17-10	
2025 TOTALS		3-3	10	5	5	2.0	19.0	2	19	4	0	0	0	0	1	0	0	0	0	0	0	0	0	0	0	0	2-1	




2024 GAME-BY-GAME REGULAR-SEASON STATISTICS (JAGUARS)

DATE	OPPONENT	P/S	TACKLES									INTERCEPTIONS					O. FUMB				ST				MISC		SCORE	
			TK	S	A	SK	YDS	TFL	YDS	QBH	NO	YDS	LG	TD	PD	FF	FR	TD	YDS	TK	S	A	FF	FR	S	A		W/L
09/08	at Dolphins	S	6	2	4	2.0	14.0	1	14	2	0	0	0	0	0	0	0	0	0	0	0	0	0	0	0	0	L	17-20
09/15	Browns	S	2	1	1	0.0	0.0	0	0	1	0	0	0	0	0	0	0	0	0	0	0	0	0	0	0	0	L	13-18
09/23	at Bills	S	4	1	3	0.0	0.0	1	1	0	0	0	0	0	0	0	0	0	0	0	0	0	0	0	0	L	10-47	
09/29	at Texans	S	1	0	1	0.0	0.0	0	0	1	0	0	0	0	0	0	0	0	0	0	0	0	0	0	0	L	20-24	
10/06	Colts	S	5	4	1	3.0	31.0	3	31	3	0	0	0	0	1	1	0	0	0	0	0	0	0	0	0	W	37-34	
10/13	at Bears	S	1	0	1	0.0	0.0	0	0	0	0	0	0	0	0	0	0	0	0	0	0	0	0	0	0	L	16-35	
10/20	Patriots	S	3	2	1	1.0	14.0	1	14	1	0	0	0	0	0	0	0	0	0	0	0	0	0	0	0	W	32-16	
10/27	Packers	S	4	1	3	0.5	0.0	0	0	1	0	0	0	0	0	0	0	0	0	0	0	0	0	0	0	L	27-30	
11/03	at Eagles	S	7	6	1	0.0	0.0	2	4	0	0	0	0	0	0	0	1	1	35	0	0	0	0	0	0	L	23-28	
11/10	Vikings	S	4	2	2	1.0	8.0	1	8	1	0	0	0	0	0	0	0	0	0	0	0	0	0	0	0	L	7-12	
11/17	at Lions	S	3	1	2	0.0	0.0	0	0	0	0	0	0	0	0	0	0	0	0	0	0	0	0	0	0	L	6-52	
12/01	Texans	S	4	1	3	1.0	13.0	1	13	1	0	0	0	0	0	0	0	0	0	0	0	0	0	0	0	L	20-23	
12/08	at Titans	S	4	3	1	0.0	0.0	0	0	0	0	0	0	0	0	0	0	0	0	0	0	0	0	0	0	W	10-6	
12/15	Jets	S	2	1	1	0.0	0.0	1	4	0	0	0	0	0	0	0	0	0	0	0	0	0	0	0	0	L	25-32	
12/22	at Raiders	S	4	3	1	0.0	0.0	0	0	1	0	0	0	0	0	0	0	0	0	0	0	0	0	0	0	L	14-19	
12/29	Titans	S	2	1	1	1.0	5.0	1	5	2	0	0	0	0	0	1	0	0	0	0	0	0	0	0	0	W	20-13	
01/05	at Colts	S	5	2	3	1.0	4.0	1	4	1	0	0	0	0	0	0	0	0	0	0	0	0	0	0	0	L	23-26+	
2024 TOTALS			17-17	61	31	30	10.5	89.0	13	98	15	0	0	0	0	1	2	1	1	35	0	0	0	0	0	0	4-13	

+ - Overtime





PARKER WASHINGTON | 11

POSITION: WIDE RECEIVER
HT: 5-10 | WT: 204 | DOB: 3-21-2002
COLLEGE: PENN STATE
HOMETOWN: SUGAR LAND, TEXAS
ACQ: D6-'23
EXP: 3rd YEAR

CPW11_
cpw11_

KEY TRANSACTIONS

- Originally drafted by Jacksonville in the sixth round (185th overall) of the 2023 NFL Draft

PRO

2025 (Jaguars)

- 9/21 vs. HOU:** Saw action at wide receiver and on special teams... Had four receptions for 34 yards... Returned two punts for 17 yards
- 9/14 at CIN:** Saw action at wide receiver and on special teams... Had five receptions for 76 yards... Returned two punts for 19 yards and three kickoffs for 75 yards
- 9/7 at CAR:** Saw action at wide receiver and on special teams... Recorded one punt return for seven yards

2024 (Jaguars)

- Saw action in all 17 games and made seven starts... Totaled a single-season career-high 390 yards on 32 receptions... Returned five kickoffs for 122 yards and six punts for 144 yards on special teams, including one punt return for a 96-yard touchdown
- 12/29 vs. TEN:** Started at wide receiver and recorded 31 yards and one touchdown on three receptions
- 12/1 vs. HOU:** Recorded 103 yards and one touchdown on six receptions, setting career-highs in both receiving yards and receptions
- 10/20 vs. N.E.:** Returned one punt for a 96-yard touchdown, the longest in franchise history and the first special teams touchdown since the NFL London games began in 2007... The punt return touchdown was the Jaguars' first since WR Keelan Cole's 91-yard punt return in 2020 and the longest punt return in the NFL in 2024... Also returned one kickoff for 27 yards, the second-longest kick return of his career

2023 (Jaguars)

- Saw action in nine games with one start... Recorded 16 receptions for 132 yards and two touchdowns... On special teams, totaled 12 punt returns for 126 yards and two kick returns for 51 yards
- 12/10 at CLE:** Posted two receptions for 27 yards and a touchdown... Returned five punts for 63 yards
- 12/4 vs. CIN:** Recorded six receptions for 61 yards and his first-career touchdown... Returned two kicks for 51 yards
- 11/26 at HOU:** Returned one punt for 22 yards and saw action at wide receiver

COLLEGE

- Caught a pass in every game of his college career, totaling 146 receptions, to rank 10th all-time at Penn State
- Recorded 1,920 receiving yards and scored 12 touchdowns
- Appeared in 32 games and made 24 starts in three seasons
- Served as Penn State's primary punt returner in 2022, returning 18 punts for 99 yards

PERSONAL

- Sister, Ashton, is a player personnel coordinator for the Chicago Bears
- Cousin, Tyler Tolbert, plays baseball for the Kansas City Royals
- Cousin, QB Joshua Dobbs, plays quarterback for the New England Patriots
- Enjoys fishing and hunting
- Majored in recreation, park and tourism management

PARKER WASHINGTON'S NFL REGULAR SEASON RUSHING/RECEIVING STATISTICS

DATE	TEAM	GP	GS	RECEIVING					RUSHING				
				NO.	YDS.	AVG.	LG	TD	NO.	YDS.	AVG.	LG	TD
2023	Jaguars	9	1	16	132	8.3	19t	2	0	0	0.0	0	0
2024	Jaguars	17	7	32	390	12.2	30	3	0	0	0.0	0	0
2025	Jaguars	3	0	9	110	12.2	40	0	0	0	0.0	0	0
NFL TOTALS		29	8	57	632	11.1	40	5	0	0	0.0	0	0



PARKER WASHINGTON'S NFL REGULAR SEASON RETURN STATISTICS

DATE	TEAM	KICKOFF RETURNS					PUNT RETURNS					
		RET.	YDS.	AVG.	LG	TD	NO.	FC	YDS.	AVG.	LG	TD
2023	Jaguars	2	51	25.5	33	0	12	5	126	10.5	26	0
2024	Jaguars	5	122	24.4	30	0	6	4	144	24.0	96t	1
2025	Jaguars	3	75	25.0	32	0	5	0	43	8.6	15	0
NFL TOTALS		10	248	24.8	33	0	23	9	313	13.6	96T	1

SINGLE-GAME HIGHS: RUSHING/RECEIVING

Receptions	6 at Las Vegas Raiders, Dec 22, 2024 6 vs. Houston Texans, Dec 01, 2024 ...1 more at 6.	Fair Catches	3 at Houston Texans, Nov 26, 2023 2 vs. Green Bay Packers, Oct 27, 2024 ...1 more at 2.
Receiving Yards	103 vs. Houston Texans, Dec 01, 2024 76 at Cincinnati Bengals, Sep 14, 2025	Punt Return Yards	96 vs. New England Patriots, Oct 20, 2024 63 at Cleveland Browns, Dec 10, 2023
Receiving Average	18.0 vs. New York Jets, Dec 15, 2024 17.2 vs. Houston Texans, Dec 01, 2024	Longest Punt Return	96t vs. New England Patriots, Oct 20, 2024 26 at Cleveland Browns, Dec 10, 2023
Longest Receptions	40 at Cincinnati Bengals, Sep 14, 2025 30 vs. Houston Texans, Dec 01, 2024	Punt Returns	5 at Cleveland Browns, Dec 10, 2023 2 vs. Houston Texans, Sep 21, 2025 ...5 more at 2.
Receiving TDs	1 at Indianapolis Colts, Jan 05, 2025 1 vs. Tennessee Titans, Dec 29, 2024 ...3 more at 1.	Punt Return TDs	1 vs. New England Patriots, Oct 20, 2024
All-Purpose Yards	170 at Cincinnati Bengals, Sep 14, 2025 123 vs. New England Patriots, Oct 20, 2024	Punt Return Average	12.6 at Cleveland Browns, Dec 10, 2023
Kickoff Returns	3 at Cincinnati Bengals, Sep 14, 2025 2 vs. Green Bay Packers, Oct 27, 2024 ...2 more at 2.	Kickoff Return Average	25.0 at Cincinnati Bengals, Sep 14, 2025
Kickoff Return Yards	75 at Cincinnati Bengals, Sep 14, 2025 51 vs. Green Bay Packers, Oct 27, 2024 ...1 more at 51.	Most TDs	1 at Indianapolis Colts, Jan 05, 2025 1 vs. Tennessee Titans, Dec 29, 2024 ...4 more at 1.
Longest Kickoff Return	33 vs. Cincinnati Bengals, Dec 04, 2023 32 at Cincinnati Bengals, Sep 14, 2025		

100-YARD RECEIVING GAMES (1): REGULAR SEASON

DATE	TEAM	NO.	YDS.	AVG.	LG	TD
12/01/24	TEXANS	6	103	17.2	30	1

2025 GAME-BY-GAME REGULAR-SEASON STATISTICS (JAGUARS)

DATE	OPPONENT	P/S	RECEIVING					RUSHING					W/L	SCORE
			NO.	YDS.	AVG.	LG	TD	NO.	YDS.	AVG.	LG	TD		
09/07	Panthers	P	0	0	0.0	0	0	0	0.0	0	0	0	W	26-10
09/14	at Bengals	P	5	76	15.2	40	0	0	0.0	0	0	0	L	27-31
09/21	Texans	P	4	34	8.5	16	0	0	0.0	0	0	0	W	17-10
2025 TOTALS			3-0	9	110	12.2	40	0	0	0.0	0	0	0	2-1



2024 GAME-BY-GAME REGULAR-SEASON STATISTICS (JAGUARS)

DATE	OPPONENT	P/S	RECEIVING					RUSHING					W/L	SCORE	
			NO.	YDS.	AVG.	LG	TD	NO.	YDS.	AVG.	LG	TD			
09/08	at Dolphins	P	1	3	3.0	3	0	0	0	0.0	0	0	L	17-20	
09/15	Browns	P	0	0	0.0	0	0	0	0	0.0	0	0	L	13-18	
09/23	at Bills	P	2	18	9.0	12	0	0	0	0.0	0	0	L	10-47	
09/29	at Texans	P	0	0	0.0	0	0	0	0	0.0	0	0	L	20-24	
10/06	Colts	P	0	0	0.0	0	0	0	0	0.0	0	0	W	37-34	
10/13	at Bears	P	0	0	0.0	0	0	0	0	0.0	0	0	L	16-35	
10/20	Patriots	P	0	0	0.0	0	0	0	0	0.0	0	0	W	32-16	
10/27	Packers	P	3	46	15.3	23	0	0	0	0.0	0	0	L	27-30	
11/03	at Eagles	S	3	41	13.7	18	0	0	0	0.0	0	0	L	23-28	
11/10	Vikings	P	0	0	0.0	0	0	0	0	0.0	0	0	L	7-12	
11/17	at Lions	P	1	10	10.0	10	0	0	0	0.0	0	0	L	6-52	
12/01	Texans	S	6	103	17.2	30	1	0	0	0.0	0	0	L	20-23	
12/08	at Titans	S	2	15	7.5	8	0	0	0	0.0	0	0	W	10-6	
12/15	Jets	S	3	54	18.0	29	0	0	0	0.0	0	0	L	25-32	
12/22	at Raiders	S	6	54	9.0	17	0	0	0	0.0	0	0	L	14-19	
12/29	Titans	S	3	31	10.3	24	1	0	0	0.0	0	0	W	20-13	
01/05	at Colts	S	2	15	7.5	9t	1	0	0	0.0	0	0	L	23-26+	
2024 TOTALS		17-7	32	390	12.2	30	3	0	0	0.0	0	0	0	4-13	

+ - Overtime

2024 GAME-BY-GAME REGULAR-SEASON STATISTICS (JAGUARS)

DATE	OPPONENT	P/S	KICKOFF RETURNS					PUNT RETURNS					W/L	SCORE	
			RET	YDS	AVG	LG	TD	NO	FC	YDS	AVG	LG			TD
09/08	at Dolphins	P	2	44	22.0	24	0	0	0	0	0.0	0	0	L	17-20
09/15	Browns	P	0	0	0.0	0	0	0	0	0	0.0	0	0	L	13-18
09/23	at Bills	P	0	0	0.0	0	0	0	0	0	0.0	0	0	L	10-47
09/29	at Texans	P	0	0	0.0	0	0	0	0	0	0.0	0	0	L	20-24
10/06	Colts	P	0	0	0.0	0	0	0	0	0	0.0	0	0	W	37-34
10/13	at Bears	P	0	0	0.0	0	0	2	0	27	13.5	14	0	L	16-35
10/20	Patriots	P	1	27	27.0	27	0	1	2	96	96.0	96t	1	W	32-16
10/27	Packers	P	2	51	25.5	30	0	2	2	17	8.5	9	0	L	27-30
11/03	at Eagles	S	0	0	0.0	0	0	1	0	4	4.0	4	0	L	23-28
11/10	Vikings	P	0	0	0.0	0	0	0	0	0	0.0	0	0	L	7-12
11/17	at Lions	P	0	0	0.0	0	0	0	0	0	0.0	0	0	L	6-52
12/01	Texans	S	0	0	0.0	0	0	0	0	0	0.0	0	0	L	20-23
12/08	at Titans	S	0	0	0.0	0	0	0	0	0	0.0	0	0	W	10-6
12/15	Jets	S	0	0	0.0	0	0	0	0	0	0.0	0	0	L	25-32
12/22	at Raiders	S	0	0	0.0	0	0	0	0	0	0.0	0	0	L	14-19
12/29	Titans	S	0	0	0.0	0	0	0	0	0	0.0	0	0	W	20-13
01/05	at Colts	S	0	0	0.0	0	0	0	0	0	0.0	0	0	L	23-26+
2024 TOTALS		17-7	5	122	24.4	30	0	6	4	144	24.0	96T	1	4-13	

+ - Overtime





ANDREW WINGARD | 42

POSITION: SAFETY
HT: 6-0 | WT: 200 | DOB: 12-5-1996
COLLEGE: WYOMING
HOMETOWN: ARVADA, COLO.
ACQ: FA-'19
EXP: 7th YEAR

 @deweywingard
 @deweywingard

KEY TRANSACTIONS

- Originally signed by Jacksonville as an undrafted rookie on 5/10/19
- Re-signed with Jacksonville on 3/14/23

PRO

2025 (Jaguars)

- **9/21 vs. HOU:** Started at safety and played all 63 defensive snaps... Recorded six tackles (four solo)
- **9/14 at CIN:** Started at safety and recorded two tackles... Intercepted QB Jake Browning and returned it for 39 yards, marking the longest interception return by a Jaguar since Week 4 of 2023 (CB Darious Williams - 61 yards)
- **9/7 vs. CAR:** Started at safety and played 63 defensive snaps... Recorded eight tackles (four solo)

2024 (Jaguars)

- Saw action in eight games (two starts) after being activated off the Reserve/Injured list... Totaled 14 tackles (eight solo) and three passes defended... Recorded one solo tackle on special teams
- **1/5 at IND:** Posted a team-high 10 tackles (six solo) and one pass defended
- **12/29 vs. TEN:** Started at safety and recorded three tackles (one solo)
- **12/22 at L.V.:** Saw action at safety and recorded a career-high three passes defended plus one solo tackle
- **11/10 vs. MIN:** Saw action on special teams and recorded one tackle in his first game returning from injured reserve

2023 (Jaguars)

- Played in 17 games and made two starts at safety... Registered 40 tackles (31 solo), two passes defended, one interception, one quarterback hit, one forced fumble and one tackle for loss... Added five tackles (four solo) on special teams
- Voted a captain for the 2023 season
- **12/17 vs. BAL:** Started at safety and played 69 of 70 defensive snaps... Recorded a career-high 11 total tackles (10 solo)
- **12/10 at CLE:** Recorded three total tackles (two solo), one quarterback hit and one forced fumble
- **10/29 at PIT:** Started at safety and recorded six total tackles (five solo), two passes defended and one interception

2022 (Jaguars)

- Saw action in 17 regular-season games with two starts and both postseason games with one start... In the regular season, posted 23 tackles (19 solo), two tackles for loss, one interception, one pass defended and one forced fumble on defense... On special teams, posted 14 tackles (eight solo)... In the postseason, posted one solo tackle
- **12/11 at TEN:** Started at safety and recorded seven tackles (six solo), including one tackle for loss, one QB hit and one interception
- **12/4 at DET:** Started at safety and recorded a season-high nine tackles (seven solo)
- **11/27 vs. BAL:** Started at safety and saw action on special teams... Recorded two tackles (one solo), one forced fumble and one special teams tackle

2021 (Jaguars)

- Finished the season with 86 total tackles (56 solo), 1.0 sack and one interception in 15 games played (15 starts)
- **10/17 vs. MIA:** Started at safety and totaled seven tackles (five solo), including one tackle for loss
- **9/26 vs. ARI:** Started at safety and recorded seven total tackles (four solo), one interception and one pass defended... Recorded the third INT of his career when he intercepted QB Kyler Murray and returned it 22 yards in the third quarter
- **9/19 vs. DEN:** Started at safety and tallied a team-high eight tackles, including his second career sack

2020 (Jaguars)

- Saw action in 13 games, starting four... Tallied 42 tackles (30), five passes defended, two INTs and one fumble recovery... Also made eight stops on special teams
- **11/29 vs. CLE:** Started at safety and tallied three tackles (one solo), one pass defended and his first career fumble recovery, which he returned for 17 yards
- **9/20 at TEN:** Started at free safety and posted a career-high nine tackles (seven solo)
- **9/13 vs. IND:** Saw action at free safety, recording his first career INT in the fourth quarter, and on special teams, leading the team with two special teams stops



2019 (Jaguars)

- Appeared in all 16 games, making two starts, while compiling 19 tackles (14 solo), 1.0 sack and one forced fumble... Led the team with 11 special teams tackles
- **12/1 vs. T.B.:** Made his first career start at strong safety, recording six tackles (five solo), including a strip-sack, marking the first sack of his career
- **9/8 vs. K.C.:** Made his NFL debut, seeing action at safety and on special teams, and totaled one solo tackle and two special teams tackles

COLLEGE

- Finished second in Wyoming school history with 454 tackles while adding 18 passes defended, 10 INTs and five forced fumbles
- Recorded 87 tackles (46 solo), three passes defended and two INTs as a senior in 2018, earning First-Team All-Mountain West honors
- Named First-Team All-Mountain West as a junior in 2017 after totaling 114 tackles and a career-high five INTs
- Recorded 131 total tackles in 2016, which ranked fourth in the FBS and first in the Mountain West
- Played in all 12 games (11 starts) as a freshman in 2015 and registered 122 total tackles
- His 6.9 solo tackles per game ranked No. 1 in the Mountain West and No. 4 in the NCAA

PERSONAL

- Attended Ralston Valley (Arvada, Colo.) High School and rushed for 1,653 yards on 190 carries in his senior season
- Earned First-Team All-State honors after totaling 2,702 all-purpose yards
- Father, Dan, was a punter at the University of Nebraska
- Avid skier and golfer

ANDREW WINGARD'S NFL REGULAR SEASON DEFENSIVE STATISTICS

DATE	TEAM	GP	TACKLES							INTERCEPTIONS							O. FUMB				ST				MISC		
			GS	TK	S	A	TFL	YDS	SK	YDS	QBH	NO	YDS	LG	TD	PD	FF	FR	TD	YDS	TK	S	A	FF	FR	S	A
2019	Jaguars	16	2	19	14	5	0	0	1.0	3.0	2	0	0	0	0	0	1	0	0	0	11	8	3	0	0	0	0
2020	Jaguars	13	4	42	30	12	3	8	0.0	0.0	0	2	31	19	0	5	0	1	0	17	8	5	3	0	0	0	
2021	Jaguars	15	15	86	56	30	2	2	1.0	1.0	1	1	23	23	0	1	0	0	0	0	2	1	1	0	0	0	
2022	Jaguars	17	3	23	19	4	2	1	0.0	0.0	1	1	13	13	0	1	1	0	0	0	14	8	6	0	0	0	
2023	Jaguars	17	2	40	31	9	1	3	0.0	0.0	1	1	0	0	0	2	1	0	0	0	5	4	1	0	0	0	
2024	Jaguars	8	2	14	7	7	0	0	0.0	0.0	0	0	0	0	0	3	0	0	0	0	1	1	0	0	0	0	
2025	Jaguars	3	3	17	9	8	0	0	0.0	0.0	0	1	39	39	0	1	0	0	0	0	0	0	0	0	0	0	
NFL TOTALS		89	31	241	166	75	8	14	2.0	4.0	5	6	106	39	0	13	3	1	0	17	41	27	14	0	0	0	

ANDREW WINGARD'S NFL POSTSEASON DEFENSIVE STATISTICS

DATE	TEAM	GP	TACKLES							INTERCEPTIONS							O. FUMB				ST				MISC		
			GS	TK	S	A	TFL	YDS	SK	YDS	QBH	NO	YDS	LG	TD	PD	FF	FR	TD	YDS	TK	S	A	FF	FR	S	A
2022	Jaguars	2	1	1	1	0	0	0	0.0	0.0	0	0	0	0	0	0	0	0	0	0	0	1	0	1	0	0	0
NFL TOTALS		2	1	1	1	0	0	0	0.0	0.0	0	0	0	0	0	0	0	0	0	0	1	0	1	0	0	0	

SINGLE-GAME HIGHS: DEFENSIVE

Total Tackles	11 vs. Baltimore Ravens, Dec 17, 2023 10 at Indianapolis Colts, Jan 05, 2025	Tackles For Loss	3 at Indianapolis Colts, Jan 03, 2021 1 at Tampa Bay Buccaneers, Dec 24, 2023 ...4 more at 1.
Solo Tackles	10 vs. Baltimore Ravens, Dec 17, 2023 7 at Detroit Lions, Dec 04, 2022 ...1 more at 7.	Interceptions	1 at Cincinnati Bengals, Sep 14, 2025 1 at Pittsburgh Steelers, Oct 29, 2023 ...4 more at 1.
Sacks	1.0 vs. Denver Broncos, Sep 19, 2021 1.0 vs. Tampa Bay Buccaneers, Dec 01, 2019	Interception Return Yards	23 vs. Arizona Cardinals, Sep 26, 2021 19 at Indianapolis Colts, Jan 03, 2021
Passes Defensed	2 at Las Vegas Raiders, Dec 22, 2024 2 at Pittsburgh Steelers, Oct 29, 2023	Special Teams Tackles	3 vs. Tennessee Titans, Nov 19, 2023 3 at Atlanta Falcons, Dec 22, 2019
Forced Fumbles	1 vs. Baltimore Ravens, Nov 27, 2022 1 vs. Tampa Bay Buccaneers, Dec 01, 2019	Longest Opp Fumble Return	17 vs. Cleveland Browns, Nov 29, 2020
Fumble Recoveries	1 vs. Cleveland Browns, Nov 29, 2020		

SINGLE-GAME HIGHS - POSTSEASON: DEFENSIVE

Total Tackles	1 at Kansas City Chiefs, Jan 21, 2023	Solo Tackles	1 at Kansas City Chiefs, Jan 21, 2023
----------------------	---------------------------------------	---------------------	---------------------------------------

2025 GAME-BY-GAME REGULAR-SEASON STATISTICS (JAGUARS)

DATE	OPPONENT	P/S	TACKLES							INTERCEPTIONS							O. FUMB				ST				MISC			
			TK	S	A	SK	YDS	TFL	YDS	QBH	NO	YDS	LG	TD	PD	FF	FR	TD	YDS	TK	S	A	FF	FR	S	A	W/L	SCORE
09/07	Panthers	S	9	3	6	0.0	0.0	0	0	0	0	0	0	0	0	0	0	0	0	0	0	0	0	0	0	0	W	26-10
09/14	at Bengals	S	2	2	0	0.0	0.0	0	0	0	1	39	39	0	1	0	0	0	0	0	0	0	0	0	0	0	L	27-31
09/21	Texans	S	6	4	2	0.0	0.0	0	0	0	0	0	0	0	0	0	0	0	0	0	0	0	0	0	0	W	17-10	
2025 TOTALS		3-3	17	9	8	0.0	0.0	0	0	0	1	39	39	0	1	0	0	0	0	0	0	0	0	0	0	0	2-1	



2024 GAME-BY-GAME REGULAR-SEASON STATISTICS (JAGUARS)

DATE	OPPONENT	P/S	TACKLES					INTERCEPTIONS					O. FUMB				ST				MISC		SCORE					
			TK	S	A	SK	YDS	TFL	YDS	QBH	NO	YDS	LG	TD	PD	FF	FR	TD	YDS	TK	S	A		FF	FR	S	A	W/L
09/08	at Dolphins																									L	17-20	
09/15	Browns																										L	13-18
09/23	at Bills																										L	10-47
09/29	at Texans																										L	20-24
10/06	Colts																										W	37-34
10/13	at Bears																										L	16-35
10/20	Patriots																										W	32-16
10/27	Packers																										L	27-30
11/03	at Eagles																										L	23-28
11/10	Vikings	P	0	0	0	0.0	0.0	0	0	0	0	0	0	0	0	0	0	0	0	0	0	0	0	0	0	0	L	7-12
11/17	at Lions	P	0	0	0	0.0	0.0	0	0	0	0	0	0	0	0	0	0	0	0	0	0	0	0	0	0	0	L	6-52
12/01	Texans	P	0	0	0	0.0	0.0	0	0	0	0	0	0	0	0	0	0	0	0	0	0	0	0	0	0	0	L	20-23
12/08	at Titans	P	0	0	0	0.0	0.0	0	0	0	0	0	0	0	0	0	0	0	0	0	0	0	0	0	0	0	W	10-6
12/15	Jets	P	0	0	0	0.0	0.0	0	0	0	0	0	0	0	0	0	0	0	0	0	0	0	0	0	0	0	L	25-32
12/22	at Raiders	P	1	1	0	0.0	0.0	0	0	0	0	0	0	0	2	0	0	0	0	0	0	0	0	0	0	0	L	14-19
12/29	Titans	S	3	1	2	0.0	0.0	0	0	0	0	0	0	0	0	0	0	0	0	0	0	0	0	0	0	0	W	20-13
01/05	at Colts	S	10	5	5	0.0	0.0	0	0	0	0	0	0	0	1	0	0	0	0	0	0	0	0	0	0	0	L	23-26+
2024 TOTALS		8-2	14	7	7	0.0	0.0	0	0	0	0	0	0	0	3	0	0	0	0	1	1	0	0	0	0	0	4-13	

+ - Overtime



2025 DEFENSIVE STATS

POS.	PLAYER	TKL.	AST.	TOTAL	TFL	SACKS/YDS.	PR	FR	FF	INT./YDS.	PD
LB	F. Oluokun	13	10	23	2	1.0/3.0	1	0	1	1/0	2
CB	T. Campbell	14	4	18	1	0.0/0.0	0	0	1	0/0	5
CB	J. Lewis	11	6	17	3	0.0/0.0	1	1	0	2/6	6
S	E. Murray	10	7	17	0	0.0/0.0	1	0	0	1/12	3
S	A. Wingard	9	8	17	0	0.0/0.0	0	0	0	1/39	1
DE	T. Walker	5	5	10	2	2.0/19.0	4	0	0	0/0	1
WR/DB	T. Hunter	6	3	9	0	0.0/0.0	0	0	0	0/0	1
LB	D. Lloyd	3	6	9	1	0.0/0.0	1	1	0	1/22	1
DE	J. Hines-Allen	5	3	8	0	0.5/4.0	7	0	0	0/0	1
LB	D. Gardeck	5	1	6	1	0.0/0.0	0	0	0	0/0	1
DE	D. Smoot	3	3	6	1	1.0/12.0	1	0	0	0/0	0
CB	J. Jones	5	0	5	0	0.0/0.0	0	0	0	0/0	1
DT	D. Hamilton	2	2	4	0	0.0/0.0	1	0	0	0/0	0
DT	A. Armstead	1	3	4	1	1.5/9.0	3	0	0	0/0	0
S	A. Johnson	1	2	3	0	0.0/0.0	0	0	0	1/0	1
LB	V. Miller	1	1	2	0	0.0/0.0	0	0	0	0/0	2
DT	K. Saunders Sr.	0	2	2	0	0.0/0.0	0	0	0	0/0	0
S	D. Savage	1	0	1	0	0.0/0.0	0	0	0	0/0	1
DL	A. Johnson	0	1	1	0	0.0/0.0	0	0	0	0/0	1
DL	E. Ogbah	0	1	1	0	0.0/0.0	0	0	0	0/0	0
DT	M. Smith	0	1	1	0	0.0/0.0	0	0	0	0/0	0
JAGUARS TOTALS		95	69	164	12	6.0/47.0	20	2	2	7/79	28
OPP. TOTALS		110	54	164	6	3.0/27.0	10	0	0	4/14	19

Assist, TFL=Tackle for a Loss, PR=Pressures, Int.=Interception, FR=Fumble Recovery, FF=Forced Fumble, PD=Pass Defense

2025 JAGUARS SPECIAL TEAMS			
POS.	PLAYER	TKL.	AST. COMB.
LB	Lloyd, Devin	3	3 6
DB	Lane III, Rayuan	2	1 3
S	Johnson, Antonio	1	2 3
CB	Jones, Jarrian	1	0 1
TE	Morris, Quintin	1	0 1
S	Murray, Eric	1	0 1
LB	Abdullah, Yasir	0	1 1
LB	Miller, Ventrell	0	1 1
TOTALS		9	8 17

DEFENSIVE STATS BY RANK									
SACKS		INTERCEPTIONS		TACKLES FOR LOSS		PASSES DEFENSED		PRESSURES	
PLAYER	NO.	PLAYER	NO.	PLAYER	NO.	PLAYER	NO.	PLAYER	NO.
T. Walker	2.0	J. Lewis	2	J. Lewis	3	J. Lewis	6	J. Hines-Allen	7
A. Armstead	1.5	A. Johnson	1	F. Oluokun	2	T. Campbell	5	T. Walker	4
F. Oluokun	1.0	D. Lloyd	1	T. Walker	2	E. Murray	3	A. Armstead	3
D. Smoot	1.0	E. Murray	1	A. Armstead	1	V. Miller	2	D. Hamilton	1
J. Hines-Allen	0.5	F. Oluokun	1	T. Campbell	1	F. Oluokun	2	J. Lewis	1
		A. Wingard	1	D. Gardeck	1	D. Gardeck	1	D. Lloyd	1
				D. Lloyd	1	J. Hines-Allen	1	E. Murray	1
				D. Smoot	1	T. Hunter	1	F. Oluokun	1
						A. Johnson	1	D. Smoot	1
						A. Johnson	1		
						J. Jones	1		
						D. Lloyd	1		
						D. Savage	1		
						T. Walker	1		
						A. Wingard	1		



2025 BIG PLAYS

DATE	OPPONENT	RUSHES				RECEPTIONS				RETURNS			
		GAIN	PLAYER	QTR	DR RESULT	GAIN	PLAYER	QTR	DR RESULT	GAIN	PLAYER	QTR	DR RESULT
09/07	Carolina	10	Travis Etienne Jr.	1	FG	24	Brenton Strange	1	FG				
		71	Travis Etienne Jr.	2	TD	23	Dyami Brown	2	FG				
		10	Trevor Lawrence	4	FG								
		14	Travis Etienne Jr.	4'	FG								
		17	Travis Etienne Jr.	4	FG								
09/14	at Cincinnati	30	Travis Etienne Jr.	2	TD	24	Bhayshul Tuten	1'	INT	32	Parker Washington (KR)	1	TD
						20	Parker Washington	1'	INT	39	Andrew Wingard (INT)	3	INT
						40	Parker Washington	2	FG				
09/21	Houston	10	Trevor Lawrence	4'	TD	21	Travis Hunter	3	FG				
		10t	Travis Etienne Jr.	4	TD	46	Brian Thomas Jr.	4	TD				
09/28	at San Francisco	--	--	--	--	--	--	--	--	--	--	--	--
10/06	Kansas City	--	--	--	--	--	--	--	--	--	--	--	--
10/12	Seattle	--	--	--	--	--	--	--	--	--	--	--	--
10/19	L.A. Rams	--	--	--	--	--	--	--	--	--	--	--	--
11/02	at Las Vegas	--	--	--	--	--	--	--	--	--	--	--	--
11/09	at Houston	--	--	--	--	--	--	--	--	--	--	--	--
11/16	L.A. Chargers	--	--	--	--	--	--	--	--	--	--	--	--
11/23	at Arizona	--	--	--	--	--	--	--	--	--	--	--	--
11/30	at Tennessee	--	--	--	--	--	--	--	--	--	--	--	--
12/07	Indianapolis	--	--	--	--	--	--	--	--	--	--	--	--
12/14	N.Y. Jets	--	--	--	--	--	--	--	--	--	--	--	--
12/21	at Denver	--	--	--	--	--	--	--	--	--	--	--	--
12/28	at Indianapolis	--	--	--	--	--	--	--	--	--	--	--	--
01/04	Tennessee	--	--	--	--	--	--	--	--	--	--	--	--

* - result within the same drive



2025 BIG YARDAGE GAMES

2025 REGULAR SEASON BIG YARDAGE GAMES

100-YARD RUSHERS

DATE	OPPONENT	PLAYER	ATT.	YDS.	AVG.	LG	TD
9/7	vs. Panthers	Travis Etienne Jr.	16	143	8.9	71	0

2025 OPPONENTS BIG YARDAGE GAMES

100-YARD PASS RECEIVERS

DATE	OPPONENT	PLAYER	REC.	YDS.	AVG.	LG	TD
9/14	at Bengals	Ja'Marr Chase	14	165	11.8	25	1
9/21	vs. Texans	Nico Collins	8	104	13.0	50T	1



2025 TAKEAWAY/GIVEAWAY CHART

DATE	OPPONENT	FORCED TURNOVERS			TURNOVERS CONVERTED					OUTCOME
		FUM	INTS	TOTAL	TD	FG	PTS.	PTS. PCT.	TD PCT.	NET DIFF.
09/07	Jacksonville	1	2	3	1	1	10	66.7	50.0	+2
	Carolina	0	1	1	0	0	0	0.0	0.0	-2
09/14	Jacksonville	0	3	3	1	0	7	33.3	100.0	+1
	at Cincinnati	0	2	2	1	1	10	100.0	50.0	-1
09/21	Jacksonville	1	2	3	1	0	7	33.3	100.0	+2
	Houston	0	1	1	1	0	7	100.0	100.0	-2
09/28		--	--	--	--	--	--	--	--	--
10/06		--	--	--	--	--	--	--	--	--
10/12		--	--	--	--	--	--	--	--	--
10/19		--	--	--	--	--	--	--	--	--
11/02		--	--	--	--	--	--	--	--	--
11/09		--	--	--	--	--	--	--	--	--
11/16		--	--	--	--	--	--	--	--	--
11/23		--	--	--	--	--	--	--	--	--
11/30		--	--	--	--	--	--	--	--	--
12/07		--	--	--	--	--	--	--	--	--
12/14		--	--	--	--	--	--	--	--	--
12/21		--	--	--	--	--	--	--	--	--
12/28		--	--	--	--	--	--	--	--	--
01/04		--	--	--	--	--	--	--	--	--
	JAGUARS	2	7	9	3	1	24	44.4	33.3	+5
	OPPONENTS	0	4	4	2	1	17	75.0	50.0	-5



2025 RED ZONE EFFICIENCY

JAGUARS																			
Date	Opponent	Num		PAT	2-Pt.	Miss		FGA	Blk/ MFG	INT	Fum	Dwns	Drive Ends			Score			
		Drives	TD			PAT	PAT						FG	Half	Game	Pts	TD%	Pct.	Pts/Poss
09/07	Carolina	5	2	2	0	0	0	3	3	0	0	0	0	0	23	40.0	100.0	4.6	
09/14	at Cincinnati	6	3	3	0	0	1	1	0	1	0	1	0	0	24	50.0	66.7	4.0	
09/21	Houston	3	2	2	0	0	1	1	0	0	0	0	0	0	17	66.7	100.0	5.7	
09/28	at San Francisco	--	--	--	--	--	--	--	--	--	--	--	--	--	--	--	--	--	
10/06	Kansas City	--	--	--	--	--	--	--	--	--	--	--	--	--	--	--	--	--	
10/12	Seattle	--	--	--	--	--	--	--	--	--	--	--	--	--	--	--	--	--	
10/19	L.A. Rams	--	--	--	--	--	--	--	--	--	--	--	--	--	--	--	--	--	
11/02	at Las Vegas	--	--	--	--	--	--	--	--	--	--	--	--	--	--	--	--	--	
11/09	at Houston	--	--	--	--	--	--	--	--	--	--	--	--	--	--	--	--	--	
11/16	L.A. Chargers	--	--	--	--	--	--	--	--	--	--	--	--	--	--	--	--	--	
11/23	at Arizona	--	--	--	--	--	--	--	--	--	--	--	--	--	--	--	--	--	
11/30	at Tennessee	--	--	--	--	--	--	--	--	--	--	--	--	--	--	--	--	--	
12/07	Indianapolis	--	--	--	--	--	--	--	--	--	--	--	--	--	--	--	--	--	
12/14	N.Y. Jets	--	--	--	--	--	--	--	--	--	--	--	--	--	--	--	--	--	
12/21	at Denver	--	--	--	--	--	--	--	--	--	--	--	--	--	--	--	--	--	
12/28	at Indianapolis	--	--	--	--	--	--	--	--	--	--	--	--	--	--	--	--	--	
01/04	Tennessee	--	--	--	--	--	--	--	--	--	--	--	--	--	--	--	--	--	
TOTALS		14	7	7	0	0	5	5	0	1	0	1	0	0	64	50.0	85.7	4.6	

OPPONENT																			
Date	Opponent	Num		PAT	2-Pt.	Miss		FGA	Blk/ MFG	INT	Fum	Dwns	Drive Ends			Score			
		Drives	TD			PAT	PAT						FG	Half	Game	Pts	TD%	Pct.	Pts/Poss
09/07	Carolina	1	0	0	0	0	0	0	0	0	0	1	0	0	0	0.0	0.0	0.0	
09/14	at Cincinnati	4	3	3	0	0	1	1	0	0	0	0	0	0	24	75.0	100.0	6.0	
09/21	Houston	1	0	0	0	0	1	1	0	0	0	0	0	0	3	0.0	100.0	3.0	
09/28	at San Francisco	--	--	--	--	--	--	--	--	--	--	--	--	--	--	--	--	--	
10/06	Kansas City	--	--	--	--	--	--	--	--	--	--	--	--	--	--	--	--	--	
10/12	Seattle	--	--	--	--	--	--	--	--	--	--	--	--	--	--	--	--	--	
10/19	L.A. Rams	--	--	--	--	--	--	--	--	--	--	--	--	--	--	--	--	--	
11/02	at Las Vegas	--	--	--	--	--	--	--	--	--	--	--	--	--	--	--	--	--	
11/09	at Houston	--	--	--	--	--	--	--	--	--	--	--	--	--	--	--	--	--	
11/16	L.A. Chargers	--	--	--	--	--	--	--	--	--	--	--	--	--	--	--	--	--	
11/23	at Arizona	--	--	--	--	--	--	--	--	--	--	--	--	--	--	--	--	--	
11/30	at Tennessee	--	--	--	--	--	--	--	--	--	--	--	--	--	--	--	--	--	
12/07	Indianapolis	--	--	--	--	--	--	--	--	--	--	--	--	--	--	--	--	--	
12/14	N.Y. Jets	--	--	--	--	--	--	--	--	--	--	--	--	--	--	--	--	--	
12/21	at Denver	--	--	--	--	--	--	--	--	--	--	--	--	--	--	--	--	--	
12/28	at Indianapolis	--	--	--	--	--	--	--	--	--	--	--	--	--	--	--	--	--	
01/04	Tennessee	--	--	--	--	--	--	--	--	--	--	--	--	--	--	--	--	--	
TOTALS		6	3	3	0	0	2	2	0	0	0	1	0	0	27	50.0	83.3	4.5	



2025 GOAL TO GO SITUATIONS

JAGUARS																		
Date	Opponent	Pos	TD	PAT	2-Pt.	Miss PAT	FG	FGA	Blk/MFG	INT	Fum	Dwns	Drive Ends			TD%	Score Pct.	Pts/Poss
09/07	Carolina	2	2	2	0	0	0	0	0	0	0	0	0	0	14	100.0	100.0	7.0
09/14	at Cincinnati	2	0	0	0	0	1	1	0	1	0	0	0	0	3	0.0	50.0	1.5
09/21	Houston	2	2	2	0	0	0	0	0	0	0	0	0	0	14	100.0	100.0	7.0
09/28	at San Francisco	--	--	--	--	--	--	--	--	--	--	--	--	--	--	--	--	--
10/06	Kansas City	--	--	--	--	--	--	--	--	--	--	--	--	--	--	--	--	--
10/12	Seattle	--	--	--	--	--	--	--	--	--	--	--	--	--	--	--	--	--
10/19	L.A. Rams	--	--	--	--	--	--	--	--	--	--	--	--	--	--	--	--	--
11/02	at Las Vegas	--	--	--	--	--	--	--	--	--	--	--	--	--	--	--	--	--
11/09	at Houston	--	--	--	--	--	--	--	--	--	--	--	--	--	--	--	--	--
11/16	L.A. Chargers	--	--	--	--	--	--	--	--	--	--	--	--	--	--	--	--	--
11/23	at Arizona	--	--	--	--	--	--	--	--	--	--	--	--	--	--	--	--	--
11/30	at Tennessee	--	--	--	--	--	--	--	--	--	--	--	--	--	--	--	--	--
12/07	Indianapolis	--	--	--	--	--	--	--	--	--	--	--	--	--	--	--	--	--
12/14	N.Y. Jets	--	--	--	--	--	--	--	--	--	--	--	--	--	--	--	--	--
12/21	at Denver	--	--	--	--	--	--	--	--	--	--	--	--	--	--	--	--	--
12/28	at Indianapolis	--	--	--	--	--	--	--	--	--	--	--	--	--	--	--	--	--
01/04	Tennessee	--	--	--	--	--	--	--	--	--	--	--	--	--	--	--	--	--
TOTALS		6	4	4	0	0	1	1	0	1	0	0	0	0	31	66.7	83.3	5.2

OPPONENT																		
Date	Opponent	Pos	TD	PAT	2-Pt.	Miss PAT	FG	FGA	Blk/MFG	INT	Fum	Dwns	Drive Ends			TD%	Score Pct.	Pts/Poss
09/07	Carolina	0	0	0	0	0	0	0	0	0	0	0	0	0	0	0.0	0.0	0.0
09/14	at Cincinnati	2	2	2	0	0	0	0	0	0	0	0	0	0	14	100.0	100.0	7.0
09/21	Houston	0	0	0	0	0	0	0	0	0	0	0	0	0	0	0.0	0.0	0.0
09/28	at San Francisco	--	--	--	--	--	--	--	--	--	--	--	--	--	--	--	--	--
10/06	Kansas City	--	--	--	--	--	--	--	--	--	--	--	--	--	--	--	--	--
10/12	Seattle	--	--	--	--	--	--	--	--	--	--	--	--	--	--	--	--	--
10/19	L.A. Rams	--	--	--	--	--	--	--	--	--	--	--	--	--	--	--	--	--
11/02	at Las Vegas	--	--	--	--	--	--	--	--	--	--	--	--	--	--	--	--	--
11/09	at Houston	--	--	--	--	--	--	--	--	--	--	--	--	--	--	--	--	--
11/16	L.A. Chargers	--	--	--	--	--	--	--	--	--	--	--	--	--	--	--	--	--
11/23	at Arizona	--	--	--	--	--	--	--	--	--	--	--	--	--	--	--	--	--
11/30	at Tennessee	--	--	--	--	--	--	--	--	--	--	--	--	--	--	--	--	--
12/07	Indianapolis	--	--	--	--	--	--	--	--	--	--	--	--	--	--	--	--	--
12/14	N.Y. Jets	--	--	--	--	--	--	--	--	--	--	--	--	--	--	--	--	--
12/21	at Denver	--	--	--	--	--	--	--	--	--	--	--	--	--	--	--	--	--
12/28	at Indianapolis	--	--	--	--	--	--	--	--	--	--	--	--	--	--	--	--	--
01/04	Tennessee	--	--	--	--	--	--	--	--	--	--	--	--	--	--	--	--	--
TOTALS		2	2	2	0	0	0	0	0	0	0	0	0	0	14	100.0	100.0	7.0



2025 DRIVE CHARTS

WEEK 1: JAGUARS 26, PANTHERS 10 SEPTEMBER 7, 2025

JAGUARS													PANTHERS												
#	RECD	LOST	POSS	OBTAINED	BEGAN	PLAYS	YDS	PEN	NET	1ST	ENDED	GIVEN UP	#	RECD	LOST	POSS	OBTAINED	BEGAN	PLAYS	YDS	PEN	NET	1ST	ENDED	GIVEN UP
1	15:00	08:15	6:45	Kickoff	JAX 28	13	87	-32	55	3	CAR 17	Field Goal	1	08:15	00:36	7:39	Kickoff	CAR 29	13	41	0	41	3	JAX 30	Field Goal
2	00:36	13:26	2:10	Kickoff	JAX 22	3	5	0	5	0	JAX 27	Punt	2	13:26	12:44	0:42	Punt	CAR 16	2	9	0	9	0	CAR 25	Interception
3	12:44	08:32	4:12	Interception	CAR 35	8	35	0	35	3	CAR 6	Touchdown	3	08:32	03:39	4:53	Kickoff	CAR 22	9	39	0	39	2	JAX 39	Punt
4	03:39	01:49	1:50	Punt	JAX 9	4	91	0	91	3	CAR 9	Touchdown	4	01:49	00:48	1:01	Kickoff	CAR 40	5	33	-5	28	1	JAX 39	Fumble
5	00:48	00:01	0:47	Fumble	JAX 32	6	44	-5	39	3	CAR 29	Field Goal	5	00:01	00:00	0:01	Kickoff	CAR 20	1	-1	0	-1	0	CAR 20	End Half
6	09:45	08:49	0:56	Downs	JAX 6	3	3	0	3	0	JAX 9	Punt	6	15:00	09:45	5:15	Kickoff	CAR 40	8	29	26	55	2	JAX 5	Downs
7	04:39	02:00	2:39	Punt	JAX 14	6	23	-20	3	1	JAX 17	Interception	7	08:49	04:39	4:10	Punt	CAR 27	6	10	0	10	1	CAR 37	Punt
8	00:16	07:09	8:07	Downs	JAX 33	15	54	-5	49	4	CAR 18	Field Goal	8	02:00	00:16	1:44	Interception	JAX 38	4	10	-5	5	0	JAX 33	Downs
9	04:47	01:57	2:50	Kickoff	CAR 48	7	38	0	38	2	CAR 10	Field Goal	9	07:09	04:47	2:22	Kickoff	CAR 20	10	75	5	80	5	JAX 27	Touchdown
10	00:44	00:00	0:44	Interception	CAR 48	2	-2	0	-2	0	CAR 49	End Game	10	01:57	00:44	1:13	Kickoff	CAR 35	4	10	0	10	1	CAR 45	Interception

WEEK 2: JAGUARS 27, BENGALS 31 SEPTEMBER 14, 2025

JAGUARS													BENGALS												
#	RECD	LOST	POSS	OBTAINED	BEGAN	PLAYS	YDS	PEN	NET	1ST	ENDED	GIVEN UP	#	RECD	LOST	POSS	OBTAINED	BEGAN	PLAYS	YDS	PEN	NET	1ST	ENDED	GIVEN UP
1	15:00	10:51	4:09	Kickoff	JAX 31	9	69	0	69	4	CIN 9	Touchdown	1	10:51	09:16	1:35	Kickoff	CIN 26	3	-2	0	-2	0	CIN 24	Punt
2	09:16	04:52	4:24	Punt	JAX 28	8	64	0	64	3	CIN 8	Interception	2	04:52	00:07	4:45	Interception	CIN 20	11	80	0	80	6	JAX 4	Touchdown
3	00:07	10:54	4:13	Kickoff	JAX 25	8	75	0	75	4	CIN 8	Touchdown	3	10:54	07:56	2:58	Kickoff	CIN 34	6	12	-5	7	2	CIN 41	Punt
4	07:56	07:04	0:52	Punt	JAX 13	3	4	0	4	0	JAX 17	Interception	4	07:04	03:28	3:36	Interception	JAX 30	7	17	0	17	1	JAX 13	Field Goal
5	03:28	01:35	1:53	Kickoff	JAX 35	7	46	-5	41	1	CIN 24	Field Goal	5	01:35	00:26	1:09	Kickoff	CIN 40	4	24	0	24	1	JAX 36	Interception
6	00:26	00:00	0:26	Interception	JAX 27	2	9	0	9	0	JAX 27	End Half	6	15:00	11:05	3:55	Kickoff	CIN 24	7	76	0	76	5	JAX 13	Touchdown
7	11:05	09:19	1:46	Kickoff	JAX 19	3	9	0	9	0	JAX 28	Punt	7	09:19	07:10	2:09	Punt	CIN 23	4	16	0	16	1	CIN 39	Interception
8	07:10	04:08	3:02	Interception	CIN 30	5	35	-5	30	2	CIN 11	Touchdown	8	04:08	02:39	1:29	Kickoff	JAX 47	3	47	0	47	1	JAX 42	Touchdown
9	02:39	11:43	5:56	Kickoff	JAX 25	13	53	15	68	5	CIN 7	Field Goal	9	11:43	10:45	0:58	Kickoff	CIN 37	3	-2	0	-2	0	CIN 35	Punt
10	10:45	06:03	4:42	Punt	JAX 12	9	41	0	41	2	CIN 47	Punt	10	06:03	05:12	0:51	Punt	CIN 12	3	11	0	11	1	CIN 23	Interception
11	05:12	03:42	1:30	Interception	CIN 12	4	5	0	5	0	CIN 7	Downs	11	03:42	00:18	3:24	Downs	CIN 8	15	71	21	92	6	JAX 1	Touchdown
12	00:18	00:00	0:18	Kickoff	JAX 35	1	-10	0	-10	0	JAX 25	End Game													

WEEK 3: JAGUARS 17, TEXANS 10 SEPTEMBER 21, 2025

JAGUARS													TEXANS												
#	RECD	LOST	POSS	OBTAINED	BEGAN	PLAYS	YDS	PEN	NET	1ST	ENDED	GIVEN UP	#	RECD	LOST	POSS	OBTAINED	BEGAN	PLAYS	YDS	PEN	NET	1ST	ENDED	GIVEN UP
1	13:23	11:10	2:13	Punt	JAX 3	3	7	0	7	0	JAX 10	Punt	1	15:00	13:23	1:37	Kickoff	HOU 35	3	7	0	7	0	HOU 42	Punt
2	06:40	02:06	4:34	Missed FG	JAX 42	9	47	11	58	5	HOU 1	Touchdown	2	11:10	06:40	4:30	Punt	HOU 48	8	24	-5	19	2	JAX 33	Missed FG
3	00:29	13:51	1:38	Punt	JAX 31	6	15	0	15	1	JAX 46	Punt	3	02:06	00:29	1:37	Kickoff	HOU 20	3	-4	0	-4	0	HOU 16	Punt
4	06:54	05:45	1:09	Kickoff	JAX 20	3	5	0	5	0	JAX 25	Punt	4	13:51	06:54	6:57	Punt	HOU 20	13	61	10	71	5	JAX 9	Field Goal
5	04:17	01:53	2:24	Punt	JAX 31	3	-11	-10	-21	0	JAX 10	Punt	5	05:45	04:17	1:28	Punt	HOU 35	3	9	0	9	0	HOU 44	Punt
6	00:53	00:04	0:49	Punt	JAX 19	5	25	0	25	1	JAX 44	Punt	6	01:53	00:53	1:00	Punt	HOU 42	3	11	-5	6	0	HOU 48	Punt
7	15:00	06:23	8:37	Kickoff	JAX 20	13	64	-5	59	4	HOU 21	Field Goal	7	00:04	00:00	0:04	Punt	HOU 18	1	-1	0	-1	0	HOU 18	End Half
8	03:45	01:11	2:34	Punt	JAX 46	5	25	0	25	1	HOU 29	Missed FG	8	06:23	03:45	2:38	Kickoff	HOU 30	4	4	-15	-11	0	HOU 19	Punt
9	13:48	12:08	1:40	Interception	JAX 25	3	7	0	7	0	JAX 32	Punt	9	01:11	13:48	2:23	Missed FG	HOU 37	5	31	0	31	1	JAX 32	Interception
10	09:43	09:25	0:18	Punt	JAX 33	3	0	0	0	0	JAX 33	Interception	10	12:08	09:43	2:25	Punt	HOU 8	3	6	0	6	0	HOU 14	Punt
11	09:17	06:14	3:03	Kickoff	JAX 28	7	25	0	25	1	HOU 47	Downs	11	09:25	09:17	0:08	Interception		1	50	0	50	1		Touchdown
12	03:47	01:48	1:59	Fumble	JAX 17	7	83	0	83	4	HOU 10	Touchdown	12	06:14	03:47	2:27	Downs	HOU 47	5	32	0	32	1	JAX 31	Fumble
13	00:20	00:00	0:20	Interception	JAX 4	1	-1	0	-1	0	JAX 4	End Game	13	01:48	00:20	1:28	Kickoff	HOU 26	9	41	5	46	3	JAX 28	Interception



2025 INDIVIDUAL GAME-BY-GAME STATS: RUSHING

RUSHING:		TRAVIS ETIENNE JR.					BHAYSHUL TUTEN					TREVOR LAWRENCE				
DATE	OPP.	NO.	YDS	AVG	LG	TD	NO.	YDS	AVG	LG	TD	NO.	YDS	AVG	LG	TD
09/07	Carolina	16	143	8.9	71	0	3	11	3.7	8	0	4	12	3.0	10	0
09/14	at Cincinnati	14	71	5.1	30	0	8	42	5.3	9	0	2	4	2.0	3	0
09/21	Houston	16	56	3.5	10t	1	6	21	3.5	6	1	2	9	4.5	10	0
09/28	at San Francisco															
10/06	Kansas City															
10/12	Seattle															
10/19	L.A. Rams															
11/02	at Las Vegas															
11/09	at Houston															
11/16	L.A. Chargers															
11/23	at Arizona															
11/30	at Tennessee															
12/07	Indianapolis															
12/14	N.Y. Jets															
12/21	at Denver															
12/28	at Indianapolis															
01/04	Tennessee															
TOTALS		46	270	5.9	71	1	17	74	4.4	9	1	8	25	3.1	10	0

RUSHING:		LEQUINT ALLEN JR.					DYAMI BROWN					TANK BIGSBY				
DATE	OPP.	NO.	YDS	AVG	LG	TD	NO.	YDS	AVG	LG	TD	NO.	YDS	AVG	LG	TD
09/07	Carolina	1	7	7.0	7	0	2	6	3.0	4	0	5	12	2.4	4	0
09/14	at Cincinnati	2	13	6.5	9	0	1	9	9.0	9	0					
09/21	Houston	0	0	0.0	--	0	0	0	0.0	--	0					
09/28	at San Francisco															
10/06	Kansas City															
10/12	Seattle															
10/19	L.A. Rams															
11/02	at Las Vegas															
11/09	at Houston															
11/16	L.A. Chargers															
11/23	at Arizona															
11/30	at Tennessee															
12/07	Indianapolis															
12/14	N.Y. Jets															
12/21	at Denver															
12/28	at Indianapolis															
01/04	Tennessee															
TOTALS		3	20	6.7	9	0	3	15	5.0	9	0	5	12	2.4	4	0

RUSHING:		BRIAN THOMAS JR.				
DATE	OPP.	NO.	YDS	AVG	LG	TD
09/07	Carolina	1	9	9.0	9t	1
09/14	at Cincinnati	0	0	0.0	--	0
09/21	Houston	0	0	0.0	--	0
09/28	at San Francisco					
10/06	Kansas City					
10/12	Seattle					
10/19	L.A. Rams					
11/02	at Las Vegas					
11/09	at Houston					
11/16	L.A. Chargers					
11/23	at Arizona					
11/30	at Tennessee					
12/07	Indianapolis					
12/14	N.Y. Jets					
12/21	at Denver					
12/28	at Indianapolis					
01/04	Tennessee					
TOTALS		1	9	9.0	9T	1



2025 INDIVIDUAL GAME-BY-GAME STATS: RECEIVING

RECEIVING:		BRENTON STRANGE					DYAMI BROWN					BRIAN THOMAS JR.				
DATE	OPP.	NO.	YDS	AVG	LG	TD	NO.	YDS	AVG	LG	TD	NO.	YDS	AVG	LG	TD
09/07	Carolina	4	59	14.8	24	0	3	52	17.3	23	0	1	11	11.0	11	0
09/14	at Cincinnati	3	17	5.7	10	0	5	57	11.4	18	1	4	49	12.3	18	0
09/21	Houston	6	61	10.2	16	0	2	7	3.5	6	0	2	55	27.5	46	0
09/28	at San Francisco															
10/06	Kansas City															
10/12	Seattle															
10/19	L.A. Rams															
11/02	at Las Vegas															
11/09	at Houston															
11/16	L.A. Chargers															
11/23	at Arizona															
11/30	at Tennessee															
12/07	Indianapolis															
12/14	N.Y. Jets															
12/21	at Denver															
12/28	at Indianapolis															
01/04	Tennessee															
TOTALS		13	137	10.5	24	0	10	116	11.6	23	1	7	115	16.4	46	0

RECEIVING:		PARKER WASHINGTON					TRAVIS HUNTER					BHAYSHUL TUTEN				
DATE	OPP.	NO.	YDS	AVG	LG	TD	NO.	YDS	AVG	LG	TD	NO.	YDS	AVG	LG	TD
09/07	Carolina	0	0	0.0	--	0	6	33	5.5	10	0	0	0	0.0	--	0
09/14	at Cincinnati	5	76	15.2	40	0	3	22	7.3	9	0	2	32	16.0	24	1
09/21	Houston	4	34	8.5	16	0	1	21	21.0	21	0	0	0	0.0	--	0
09/28	at San Francisco															
10/06	Kansas City															
10/12	Seattle															
10/19	L.A. Rams															
11/02	at Las Vegas															
11/09	at Houston															
11/16	L.A. Chargers															
11/23	at Arizona															
11/30	at Tennessee															
12/07	Indianapolis															
12/14	N.Y. Jets															
12/21	at Denver															
12/28	at Indianapolis															
01/04	Tennessee															
TOTALS		9	110	12.2	40	0	10	76	7.6	21	0	2	32	16.0	24	1

RECEIVING:		TRAVIS ETIENNE JR.					HUNTER LONG					LEQUINT ALLEN JR.				
DATE	OPP.	NO.	YDS	AVG	LG	TD	NO.	YDS	AVG	LG	TD	NO.	YDS	AVG	LG	TD
09/07	Carolina	3	13	4.3	7	0	1	6	6.0	6t	1	1	4	4.0	4	0
09/14	at Cincinnati	2	18	9.0	11t	1	0	0	0.0	--	0	0	0	0.0	--	0
09/21	Houston	0	0	0.0	--	0	2	12	6.0	7	0	1	9	9.0	9	0
09/28	at San Francisco															
10/06	Kansas City															
10/12	Seattle															
10/19	L.A. Rams															
11/02	at Las Vegas															
11/09	at Houston															
11/16	L.A. Chargers															
11/23	at Arizona															
11/30	at Tennessee															
12/07	Indianapolis															
12/14	N.Y. Jets															
12/21	at Denver															
12/28	at Indianapolis															
01/04	Tennessee															
TOTALS		5	31	6.2	11T	1	3	18	6.0	7	1	2	13	6.5	9	0



2025 INDIVIDUAL GAME-BY-GAME STATS: RECEIVING

RECEIVING:		JOHNNY MUNDT				
DATE	OPP.	NO.	YDS	AVG	LG	TD
09/07	Carolina	0	0	0.0	--	0
09/14	at Cincinnati	0	0	0.0	--	0
09/21	Houston	1	7	7.0	7	0
09/28	at San Francisco					
10/06	Kansas City					
10/12	Seattle					
10/19	L.A. Rams					
11/02	at Las Vegas					
11/09	at Houston					
11/16	L.A. Chargers					
11/23	at Arizona					
11/30	at Tennessee					
12/07	Indianapolis					
12/14	N.Y. Jets					
12/21	at Denver					
12/28	at Indianapolis					
01/04	Tennessee					
TOTALS		1	7	7.0	7	0



2025 INDIVIDUAL GAME-BY-GAME STATS: DEFENSIVE

DATE	OPP.	TYSON CAMPBELL													FOYESADE OLUOKUN													JOURDAN LEWIS												
		S	A	TK	TFL	TFLY	SK	SKY	INT	FR	FF	PR	PD	S	A	TK	TFL	TFLY	SK	SKY	INT	FR	FF	PR	PD	S	A	TK	TFL	TFLY	SK	SKY	INT	FR	FF	PR	PD			
09/07	Carolina	4	2	6	1	1	0.0	0.0	0	0	0	0	1	5	5	10	0	0	0.0	0.0	1	0	1	0	1	3	2	5	0	0	0.0	0.0	1	1	0	1	3			
09/14	at Cincinnati	3	2	5	0	0	0.0	0.0	0	0	0	0	3	3	4	7	2	5	1.0	3.0	0	0	0	1	1	5	3	8	2	2	0.0	0.0	0	0	0	0	1			
09/21	Houston	7	0	7	0	0	0.0	0.0	0	0	1	0	1	5	1	6	0	0	0.0	0.0	0	0	0	0	0	3	1	4	1	1	0.0	0.0	1	0	0	0	2			
09/28	at San Francisco																																							
10/06	Kansas City																																							
10/12	Seattle																																							
10/19	L.A. Rams																																							
11/02	at Las Vegas																																							
11/09	at Houston																																							
11/16	L.A. Chargers																																							
11/23	at Arizona																																							
11/30	at Tennessee																																							
12/07	Indianapolis																																							
12/14	N.Y. Jets																																							
12/21	at Denver																																							
12/28	at Indianapolis																																							
01/04	Tennessee																																							
TOTALS		14	4	18	1	1	0.0	0.0	0	0	1	0	5	13	10	23	2	5	1.0	3.0	1	0	1	1	2	11	6	17	3	3	0.0	0.0	2	1	0	1	6			

DATE	OPP.	ERIC MURRAY													ANDREW WINGARD													TRAVIS HUNTER												
		S	A	TK	TFL	TFLY	SK	SKY	INT	FR	FF	PR	PD	S	A	TK	TFL	TFLY	SK	SKY	INT	FR	FF	PR	PD	S	A	TK	TFL	TFLY	SK	SKY	INT	FR	FF	PR	PD			
09/07	Carolina	3	4	7	0	0	0.0	0.0	0	0	0	1	2	3	6	9	0	0	0.0	0.0	0	0	0	0	0	0	1	1	0	0	0.0	0.0	0	0	0	0	0			
09/14	at Cincinnati	5	1	6	0	0	0.0	0.0	1	0	0	0	1	2	0	2	0	0	0.0	0.0	1	0	0	0	1	2	0	2	0	0	0.0	0.0	0	0	0	0	1			
09/21	Houston	2	2	4	0	0	0.0	0.0	0	0	0	0	0	4	2	6	0	0	0.0	0.0	0	0	0	0	0	4	2	6	0	0	0.0	0.0	0	0	0	0	0			
09/28	at San Francisco																																							
10/06	Kansas City																																							
10/12	Seattle																																							
10/19	L.A. Rams																																							
11/02	at Las Vegas																																							
11/09	at Houston																																							
11/16	L.A. Chargers																																							
11/23	at Arizona																																							
11/30	at Tennessee																																							
12/07	Indianapolis																																							
12/14	N.Y. Jets																																							
12/21	at Denver																																							
12/28	at Indianapolis																																							
01/04	Tennessee																																							
TOTALS		10	7	17	0	0	0.0	0.0	1	0	0	1	3	9	8	17	0	0	0.0	0.0	1	0	0	1	6	3	9	0	0	0.0	0.0	0	0	0	0	1				

DATE	OPP.	JOSH HINES-ALLEN													TRAVON WALKER													JARRIAN JONES												
		S	A	TK	TFL	TFLY	SK	SKY	INT	FR	FF	PR	PD	S	A	TK	TFL	TFLY	SK	SKY	INT	FR	FF	PR	PD	S	A	TK	TFL	TFLY	SK	SKY	INT	FR	FF	PR	PD			
09/07	Carolina	0	0	0	0	0	0.0	0.0	0	0	0	1	0	1	1	2	0	0	0.0	0.0	0	0	0	0	0	3	0	3	0	0	0.0	0.0	0	0	0	0	0			
09/14	at Cincinnati	4	2	6	0	0	0.0	0.0	0	0	0	3	0	3	2	5	1	7	1.0	7.0	0	0	0	3	1	2	0	2	0	0	0.0	0.0	0	0	0	0	1			
09/21	Houston	1	1	2	0	0	0.5	4.0	0	0	0	3	1	1	2	3	1	12	1.0	12.0	0	0	0	1	0	0	0	0	0	0	0.0	0.0	0	0	0	0	0			
09/28	at San Francisco																																							
10/06	Kansas City																																							
10/12	Seattle																																							
10/19	L.A. Rams																																							
11/02	at Las Vegas																																							
11/09	at Houston																																							
11/16	L.A. Chargers																																							
11/23	at Arizona																																							
11/30	at Tennessee																																							
12/07	Indianapolis																																							
12/14	N.Y. Jets																																							
12/21	at Denver																																							
12/28	at Indianapolis																																							
01/04	Tennessee																																							
TOTALS		5	3	8	0	0	0.5	4.0	0	0	0	7	1	5	5	10	2	19	2.0	19.0	0	0	0	4	1	5	0	5	0	0	0.0	0.0	0	0	0	0	1			



2025 INDIVIDUAL GAME-BY-GAME STATS: DEFENSIVE

DATE	OPP.	DENNIS GARDECK												DAWUANE SMOOT												DEVIN LLOYD													
		S	A	TK	TFL	TFLY	SK	SKY	INT	FR	FF	PR	PD	S	A	TK	TFL	TFLY	SK	SKY	INT	FR	FF	PR	PD	S	A	TK	TFL	TFLY	SK	SKY	INT	FR	FF	PR	PD		
09/07	Carolina	2	0	2	0	0	0.0	0.0	0	0	0	0	0	0	1	1	2	1	12	1.0	12.0	0	0	0	1	0	0	3	3	0	0	0.0	0.0	0	0	0	0	0	0
09/14	at Cincinnati	0	0	0	0	0	0.0	0.0	0	0	0	0	0	0	0	0	0	0	0	0.0	0.0	0	0	0	0	0	1	1	2	0	0	0.0	0.0	1	0	0	1	1	
09/21	Houston	3	1	4	1	2	0.0	0.0	0	0	0	0	1	2	2	4	0	0	0.0	0.0	0	0	0	0	0	2	2	4	1	1	0.0	0.0	0	1	0	0	0		
09/28	at San Francisco																																						
10/06	Kansas City																																						
10/12	Seattle																																						
10/19	L.A. Rams																																						
11/02	at Las Vegas																																						
11/09	at Houston																																						
11/16	L.A. Chargers																																						
11/23	at Arizona																																						
11/30	at Tennessee																																						
12/07	Indianapolis																																						
12/14	N.Y. Jets																																						
12/21	at Denver																																						
12/28	at Indianapolis																																						
01/04	Tennessee																																						
TOTALS		5	1	6	1	2	0.0	0.0	0	0	0	0	1	3	3	6	1	12	1.0	12.0	0	0	0	1	0	3	6	9	1	1	0.0	0.0	1	1	0	1	1		

DATE	OPP.	DAVON HAMILTON												VENTRELL MILLER												ANTONIO JOHNSON														
		S	A	TK	TFL	TFLY	SK	SKY	INT	FR	FF	PR	PD	S	A	TK	TFL	TFLY	SK	SKY	INT	FR	FF	PR	PD	S	A	TK	TFL	TFLY	SK	SKY	INT	FR	FF	PR	PD			
09/07	Carolina	0	0	0	0	0	0.0	0.0	0	0	0	0	0	1	1	2	0	0	0.0	0.0	0	0	0	0	1	0	0	0	0	0	0.0	0.0	0	0	0	0	0	0		
09/14	at Cincinnati	2	2	4	0	0	0.0	0.0	0	0	0	0	0	0	0	0	0	0	0.0	0.0	0	0	0	0	1	0	0	0	0	0	0.0	0.0	0	0	0	0	0	0		
09/21	Houston	0	0	0	0	0	0.0	0.0	0	0	0	1	0	0	0	0	0	0	0.0	0.0	0	0	0	0	0	1	2	3	0	0	0.0	0.0	1	0	0	0	0	1		
09/28	at San Francisco																																							
10/06	Kansas City																																							
10/12	Seattle																																							
10/19	L.A. Rams																																							
11/02	at Las Vegas																																							
11/09	at Houston																																							
11/16	L.A. Chargers																																							
11/23	at Arizona																																							
11/30	at Tennessee																																							
12/07	Indianapolis																																							
12/14	N.Y. Jets																																							
12/21	at Denver																																							
12/28	at Indianapolis																																							
01/04	Tennessee																																							
TOTALS		2	2	4	0	0	0.0	0.0	0	0	0	1	0	1	1	2	0	0	0.0	0.0	0	0	0	2	1	2	3	0	0	0.0	0.0	1	0	0	0	1	0			

DATE	OPP.	DARNELL SAVAGE												ARIK ARMSTEAD												MAASON SMITH													
		S	A	TK	TFL	TFLY	SK	SKY	INT	FR	FF	PR	PD	S	A	TK	TFL	TFLY	SK	SKY	INT	FR	FF	PR	PD	S	A	TK	TFL	TFLY	SK	SKY	INT	FR	FF	PR	PD		
09/07	Carolina	0	0	0	0	0	0.0	0.0	0	0	0	0	1	0	1	1	0	0	0.0	0.0	0	0	0	1	0	<i>ON INACTIVE LIST</i>													
09/14	at Cincinnati	1	0	1	0	0	0.0	0.0	0	0	0	0	0	1	1	2	1	5	1.0	5.0	0	0	0	1	0	0	1	1	0	0	0.0	0.0	0	0	0	0	0	0	
09/21	Houston													0	1	1	0	0	0.5	4.0	0	0	0	1	0	0	0	0	0	0.0	0.0	0	0	0	0	0	0	0	
09/28	at San Francisco																																						
10/06	Kansas City																																						
10/12	Seattle																																						
10/19	L.A. Rams																																						
11/02	at Las Vegas																																						
11/09	at Houston																																						
11/16	L.A. Chargers																																						
11/23	at Arizona																																						
11/30	at Tennessee																																						
12/07	Indianapolis																																						
12/14	N.Y. Jets																																						
12/21	at Denver																																						
12/28	at Indianapolis																																						
01/04	Tennessee																																						
TOTALS		1	0	1	0	0	0.0	0.0	0	0	0	0	1	1	3	4	1	5	1.5	9.0	0	0	0	3	0	0	1	1	0	0	0.0	0.0	0	0	0	0	0		



2025 GAME-BY-GAME TEAM OFFENSE

2025 REGULAR SEASON JAGUARS GAME-BY-GAME OFFENSE																		
	09/07	09/14	09/21	09/28	10/06	10/12	10/19	11/02	11/09	11/16	11/23	11/30	12/07	12/14	12/21	12/28	01/04	Totals
	CAR	@ CIN	HOU	@ SF	KC	SEA	LAR	@ LV	@ HOU	LAC	@ ARI	@ TEN	IND	NYJ	@ DEN	@ IND	TEN	
FIRST DOWNS																		
Total	19	21	17															57
Rushing	10	5	5															20
Passing	9	15	10															34
Penalty	0	1	2															3
THIRD DOWNS																		
Attempts	12	13	15															40
Converted	5	6	4															15
Percentage	41.7%	46.2%	26.7%															37.5%
FOURTH DOWNS																		
Attempts	2	1	1															4
Converted	2	0	0															2
Percentage	100.0%	0.0%	0.0%															50.0%
TOT. OFFENSE																		
Net Yards	378	400	291															1,069
Plays	63	70	66															199
Avg./Play	6.0	5.7	4.4															5.4
RUSHING																		
Net Yards	200	139	86															425
Rush. Att.	32	27	24															83
Avg./Att.	6.3	5.1	3.6															5.1
PASSING																		
Net Yards	178	261	205															644
Attempts	31	42	40															113
Completions	19	24	20															63
Intercepted	1	2	1															4
Gross Yards	178	271	222															671
Sacked	0.0	1.0	2.0															3.0
Yards Lost	0	10	17															27
ADVANCES																		
Rushes	32	27	24															83
Completions	19	24	20															63
Totals	51	51	44															146
Total Drives	10	12	13															35
PENALTIES																		
Number	11	6	9															26
Yards	93	55	70															218
FUMBLES																		
Number	0	1	0															1
Lost	0	0	0															0
PUNTING																		
Yards	111	95	293															499
Punts	2	2	6															10
Net Avg.	55.5	42.0	43.7															45.7
Gross Avg.	55.5	47.5	48.8															49.9
SCORING																		
Points	26	27	17															70
Q1	3	7	7															17
Q2	17	10	0															27
Q3	0	7	3															10
Q4	6	3	7															16
OT	0	0	0															0
TD Rushing	1	0	2															3
TD Passing	1	3	0															4
TD KO Returns	0	0	0															0
TD Punt Returns	0	0	0															0
TD Sp. Teams	0	0	0															0
TD Def. Returns	0	0	0															0
FG Attempts	4	2	2															8
FG Made	4	2	1															7
Safety	0	0	0															0
2-Pt Attempts	0	0	0															0
2-Pt Made	0	0	0															0
Time of Possession	31:00	33:11	31:18															95:29



2025 GAME-BY-GAME TEAM DEFENSE

2025 REGULAR SEASON JAGUARS GAME-BY-GAME DEFENSE																		
	09/07	09/14	09/21	09/28	10/06	10/12	10/19	11/02	11/09	11/16	11/23	11/30	12/07	12/14	12/21	12/28	01/04	Totals
	CAR	@ CIN	HOU	@ SF	KC	SEA	LAR	@ LV	@ HOU	LAC	@ ARI	@ TEN	IND	NYJ	@ DEN	@ IND	TEN	Totals
FIRST DOWNS																		
Total	15	24	13															52
Rushing	5	5	2															12
Passing	8	17	8															33
Penalty	2	2	3															7
THIRD DOWNS																		
Attempts	15	14	15															44
Converted	8	6	4															18
Percentage	53.3%	42.9%	26.7%															40.9%
FOURTH DOWNS																		
Attempts	2	1	1															4
Converted	0	1	1															2
Percentage	0.0%	100.0%	100.0%															50.0%
TOT. OFFENSE																		
Net Yards	255	350	271															876
Plays	61	65	59															185
Avg./Play	4.2	5.4	4.6															4.7
RUSHING																		
Net Yards	113	48	87															248
Rush. Att.	25	17	19															61
Avg./Att.	4.5	2.8	4.6															4.1
PASSING																		
Net Yards	142	302	184															628
Attempts	35	45	38															118
Completions	18	28	25															71
Intercepted	2	3	2															7
Gross Yards	154	317	204															675
Sacked	1.0	3.0	2.0															6.0
Yards Lost	12	15	20															47
ADVANCES																		
Rushes	25	17	19															61
Completions	18	28	25															71
Totals	43	45	44															132
Total Drives	10	11	13															34
PENALTIES																		
Number	4	3	7															14
Yards	35	29	66															130
FUMBLES																		
Number	1	0	1															2
Lost	1	0	1															2
PUNTING																		
Yards	86	166	261															513
Punts	2	3	6															11
Net Avg.	39.5	49.0	40.7															42.7
Gross Avg.	43.0	55.3	43.5															46.6
SCORING																		
Points	10	31	10															51
Q1	3	7	0															10
Q2	0	3	3															6
Q3	0	14	0															14
Q4	7	7	7															21
OT	0	0	0															0
TD Rushing	0	1	0															1
TD Passing	1	3	1															5
TD KO Returns	0	0	0															0
TD Punt Returns	0	0	0															0
TD Sp. Teams	0	0	0															0
TD Def. Returns	0	0	0															0
FG Attempts	1	1	2															4
FG Made	1	1	1															3
Safety	0	0	0															0
2-Pt Attempts	0	0	0															0
2-Pt Made	0	0	0															0
Time of Possession	29:00	26:49	28:42															84:31



2025 THIRD DOWN EFFICIENCY

JAGUARS												
Date	Opponent	3rd & 1	3rd & 2	3rd & 3	3rd & 4	3rd & 5	3rd & 6	3rd & 7	3rd & 8	3rd & 9	3rd & 10+	Total
09/07	Carolina	0 / 1	0 / 1	2 / 3	0 / 1	0 / 0	0 / 0	0 / 1	1 / 1	0 / 0	2 / 4	5 / 12
09/14	at Cincinnati	0 / 1	0 / 1	1 / 1	2 / 2	1 / 1	0 / 1	2 / 3	0 / 1	0 / 0	0 / 2	6 / 13
09/21	Houston	0 / 0	0 / 2	2 / 3	0 / 0	1 / 2	1 / 1	0 / 1	0 / 0	0 / 1	0 / 5	4 / 15
09/28	at San Francisco	--	--	--	--	--	--	--	--	--	--	--
10/06	Kansas City	--	--	--	--	--	--	--	--	--	--	--
10/12	Seattle	--	--	--	--	--	--	--	--	--	--	--
10/19	L.A. Rams	--	--	--	--	--	--	--	--	--	--	--
11/02	at Las Vegas	--	--	--	--	--	--	--	--	--	--	--
11/09	at Houston	--	--	--	--	--	--	--	--	--	--	--
11/16	L.A. Chargers	--	--	--	--	--	--	--	--	--	--	--
11/23	at Arizona	--	--	--	--	--	--	--	--	--	--	--
11/30	at Tennessee	--	--	--	--	--	--	--	--	--	--	--
12/07	Indianapolis	--	--	--	--	--	--	--	--	--	--	--
12/14	N.Y. Jets	--	--	--	--	--	--	--	--	--	--	--
12/21	at Denver	--	--	--	--	--	--	--	--	--	--	--
12/28	at Indianapolis	--	--	--	--	--	--	--	--	--	--	--
01/04	Tennessee	--	--	--	--	--	--	--	--	--	--	--
TOTALS		0 / 2	0 / 4	5 / 7	2 / 3	2 / 3	1 / 2	2 / 5	1 / 2	0 / 1	2 / 11	15 / 40
		0.0%	0.0%	71.4%	66.7%	66.7%	50.0%	40.0%	50.0%	0.0%	18.2%	37.5%

OPPONENT												
Date	Opponent	3rd & 1	3rd & 2	3rd & 3	3rd & 4	3rd & 5	3rd & 6	3rd & 7	3rd & 8	3rd & 9	3rd & 10+	Total
09/07	Carolina	1 / 2	1 / 2	1 / 1	0 / 0	1 / 2	1 / 2	1 / 1	0 / 1	0 / 0	2 / 4	8 / 15
09/14	at Cincinnati	1 / 1	1 / 1	0 / 0	2 / 2	1 / 2	0 / 1	1 / 1	0 / 0	0 / 1	0 / 5	6 / 14
09/21	Houston	1 / 2	1 / 2	0 / 1	0 / 2	1 / 1	0 / 0	0 / 1	0 / 0	0 / 1	1 / 5	4 / 15
09/28	at San Francisco	--	--	--	--	--	--	--	--	--	--	--
10/06	Kansas City	--	--	--	--	--	--	--	--	--	--	--
10/12	Seattle	--	--	--	--	--	--	--	--	--	--	--
10/19	L.A. Rams	--	--	--	--	--	--	--	--	--	--	--
11/02	at Las Vegas	--	--	--	--	--	--	--	--	--	--	--
11/09	at Houston	--	--	--	--	--	--	--	--	--	--	--
11/16	L.A. Chargers	--	--	--	--	--	--	--	--	--	--	--
11/23	at Arizona	--	--	--	--	--	--	--	--	--	--	--
11/30	at Tennessee	--	--	--	--	--	--	--	--	--	--	--
12/07	Indianapolis	--	--	--	--	--	--	--	--	--	--	--
12/14	N.Y. Jets	--	--	--	--	--	--	--	--	--	--	--
12/21	at Denver	--	--	--	--	--	--	--	--	--	--	--
12/28	at Indianapolis	--	--	--	--	--	--	--	--	--	--	--
01/04	Tennessee	--	--	--	--	--	--	--	--	--	--	--
TOTALS		3 / 5	3 / 5	1 / 2	2 / 4	3 / 5	1 / 3	2 / 3	0 / 1	0 / 2	3 / 14	18 / 44
		60.0%	60.0%	50.0%	50.0%	60.0%	33.3%	66.7%	0.0%	0.0%	21.4%	40.9%



2025 FOURTH DOWN EFFICIENCY

Date	Opponent	JAGUARS						OPPONENT					
		4th & 1	4th & 2	4th & 3	4th & 4	4th & 5+	Total	4th & 1	4th & 2	4th & 3	4th & 4	4th & 5+	Total
09/07	Carolina	2 / 2	0 / 0	0 / 0	0 / 0	0 / 0	2 / 2	0 / 1	0 / 0	0 / 0	0 / 0	0 / 1	0 / 2
09/14	at Cincinnati	0 / 0	0 / 0	0 / 0	0 / 0	0 / 1	0 / 1	0 / 0	0 / 0	1 / 1	0 / 0	0 / 0	1 / 1
09/21	Houston	0 / 0	0 / 1	0 / 0	0 / 0	0 / 0	0 / 1	0 / 0	0 / 0	1 / 1	0 / 0	0 / 0	1 / 1
09/28	at San Francisco	--	--	--	--	--	--	--	--	--	--	--	--
10/06	Kansas City	--	--	--	--	--	--	--	--	--	--	--	--
10/12	Seattle	--	--	--	--	--	--	--	--	--	--	--	--
10/19	L.A. Rams	--	--	--	--	--	--	--	--	--	--	--	--
11/02	at Las Vegas	--	--	--	--	--	--	--	--	--	--	--	--
11/09	at Houston	--	--	--	--	--	--	--	--	--	--	--	--
11/16	L.A. Chargers	--	--	--	--	--	--	--	--	--	--	--	--
11/23	at Arizona	--	--	--	--	--	--	--	--	--	--	--	--
11/30	at Tennessee	--	--	--	--	--	--	--	--	--	--	--	--
12/07	Indianapolis	--	--	--	--	--	--	--	--	--	--	--	--
12/14	N.Y. Jets	--	--	--	--	--	--	--	--	--	--	--	--
12/21	at Denver	--	--	--	--	--	--	--	--	--	--	--	--
12/28	at Indianapolis	--	--	--	--	--	--	--	--	--	--	--	--
01/04	Tennessee	--	--	--	--	--	--	--	--	--	--	--	--
TOTALS		2 / 2	0 / 1	0 / 0	0 / 0	0 / 1	2 / 4	0 / 1	0 / 0	2 / 2	0 / 0	0 / 1	2 / 4
		100.0%	0.0%	0.0%	0.0%	0.0%	50.0%	0.0%	0.0%	100.0%	0.0%	0.0%	50.0%



2025 GAME SUMMARIES



WEEK 1



59,957 ■ EverBank Stadium ■ Sep 7, 2025

Carolina Panthers 3 0 0 7 - 10
 Jacksonville Jaguars 3 17 0 6 - 26

SCORING DRIVES

TEAM	QTR	TIME	SCORING PLAY	CAR	JAX
Jaguars	1	08:15	C.Little 35 yd. Field Goal (13-55, 6:45)	0	3
Panthers	1	00:36	R.Fitzgerald 48 yd. Field Goal (13-41, 7:39)	3	3
Jaguars	2	08:32	H.Long 6 yd. pass from T.Lawrence (C.Little kick) (8-35, 4:12)	3	10
Jaguars	2	01:49	B.Thomas 9 yd. run (C.Little kick) (4-91, 1:50)	3	17
Jaguars	2	00:01	C.Little 47 yd. Field Goal (6-39, 0:47)	3	20
Jaguars	4	07:09	C.Little 36 yd. Field Goal (15-49, 8:07)	3	23
Panthers	4	04:47	C.Hubbard 27 yd. pass from B.Young (R.Fitzgerald kick) (10-80, 2:22)	10	23
Jaguars	4	01:57	C.Little 28 yd. Field Goal (7-38, 2:50)	10	26

JACKSONVILLE JAGUARS

PASSING	ATT	CP	YDS	SK/YD	TD	LG	INT	RTG
Trevor Lawrence	31	19	178	0/0	1	24	1	74.4
TOTAL	31	19	178	0/0	1	24	1	74.4

RUSHING	ATT	YDS	AVG	LG	TD
Travis Etienne Jr.	16	143	8.9	71	0
Tank Bigsby	5	12	2.4	4	0
Trevor Lawrence	4	12	3.0	10	0
Bhayshul Tuten	3	11	3.7	8	0
Brian Thomas Jr.	1	9	9.0	9t	1
LeQuint Allen Jr.	1	7	7.0	7	0
Dyami Brown	2	6	3.0	4	0
TOTAL	32	200	6.3	71	1

RECEIVING	NO	YDS	AVG	LG	TD
Travis Hunter	6	33	5.5	10	0
Brenton Strange	4	59	14.8	24	0
Dyami Brown	3	52	17.3	23	0
Travis Etienne Jr.	3	13	4.3	7	0
Brian Thomas Jr.	1	11	11.0	11	0
Hunter Long	1	6	6.0	6t	1
LeQuint Allen Jr.	1	4	4.0	4	0
TOTAL	19	178	9.4	24	1

TOP DEFENSE	TOT	SOLO	AST	SCK	YDS	INT
Foyesade Oluokun	10	5	5	0.0	0.0	1
Andrew Wingard	9	3	6	0.0	0.0	0
Eric Murray	7	3	4	0.0	0.0	0

FIELD GOALS	FGM/FGA	PERCENT	RESULTS
Cam Little	4-4	100.0	35G, 47G, 36G, 28G
TOTAL	4-4	100.0	

CAROLINA PANTHERS

PASSING	ATT	CP	YDS	SK/YD	TD	LG	INT	RTG
Bryce Young	35	18	154	1/12	1	27t	2	49.0
TOTAL	35	18	154	1/12	1	27T	2	49.0

RUSHING	ATT	YDS	AVG	LG	TD
Chuba Hubbard	16	57	3.6	9	0
Bryce Young	5	40	8.0	22	0
Rico Dowdle	3	12	4.0	9	0
Trevor Etienne	1	4	4.0	4	0
TOTAL	25	113	4.5	22	0

RECEIVING	NO	YDS	AVG	LG	TD
Tetairoa McMillan	5	68	13.6	21	0
Chuba Hubbard	3	32	10.7	27t	1
Xavier Legette	3	10	3.3	9	0
Ja'Tavion Sanders	2	27	13.5	18	0
Hunter Renfrow	2	11	5.5	6	0
Rico Dowdle	2	4	2.0	3	0
Tommy Tremble	1	2	2.0	2	0
TOTAL	18	154	8.6	27T	1

TOP DEFENSE	TOT	SOLO	AST	SCK	YDS	INT
Tre'von Moehrig	11	7	4	0.0	0.0	0
Christian Rozeboom	8	7	1	0.0	0.0	0
A'Shawn Robinson	6	4	2	0.0	0.0	0

FIELD GOALS	FGM/FGA	PERCENT	RESULTS
Ryan Fitzgerald	1-1	100.0	48G
TOTAL	1-1	100.0	

Team Statistics

	Panthers	Jaguars
First Downs	15	19
3rd-Down Eff. (Made/Att/Pct)	8/15/53%	5/12/42%
4th-Down Eff. (Made/Att/Pct)	0/2/0%	2/2/100%
Total Net Yards	255	378
Total Plays	61	63
Yards Per Play	4.2	6.0
Rushes/Net Yards	25/113	32/200
Net Passing	142	178
Pass Attempts/Completions	35/18	31/19
Had Intercepted	2	1
Sacked/Yards Lost	1/12	0/0
Punts/Average	2/43.0	2/55.5
Penalties/Yards	4/35	11/93
Fumbles/Lost	1/1	0/0
Possession Time	29:00	31:00



2025 GAME SUMMARIES



WEEK 2

65,871 ■ Paycor Stadium ■ Sep 14, 2025



Jacksonville Jaguars 7 10 7 3 – 27
 Cincinnati Bengals 7 3 14 7 – 31

SCORING DRIVES

TEAM	QTR	TIME	SCORING PLAY	JAX	CIN
Jaguars	1	10:51	D.Brown 9 yd. pass from T.Lawrence (C.Little kick) (9-69, 4:09)	7	0
Bengals	1	00:07	J.Chase 4 yd. pass from J.Burrow (E.McPherson kick) (11-80, 4:45)	7	7
Jaguars	2	10:54	B.Tuten 8 yd. pass from T.Lawrence (C.Little kick) (8-75, 4:13)	14	7
Bengals	2	03:28	E.McPherson 31 yd. Field Goal (7-17, 3:36)	14	10
Jaguars	2	01:35	C.Little 42 yd. Field Goal (7-41, 1:53)	17	10
Bengals	3	11:05	M.Tinsley 13 yd. pass from J.Browning (E.McPherson kick) (7-76, 3:55)	17	17
Jaguars	3	04:08	T.Etienne 11 yd. pass from T.Lawrence (C.Little kick) (5-30, 3:02)	24	17
Bengals	3	02:39	T.Higgins 42 yd. pass from J.Browning (E.McPherson kick) (3-47, 1:29)	24	24
Jaguars	4	11:43	C.Little 25 yd. Field Goal (13-68, 5:56)	27	24
Bengals	4	00:18	J.Browning 1 yd. run (E.McPherson kick) (15-92, 3:24)	27	31

JACKSONVILLE JAGUARS

PASSING	ATT	CP	YDS	SK/YD	TD	LG	INT	RTG
Trevor Lawrence	42	24	271	1/10	3	40	2	80.6
TOTAL	42	24	271	1/10	3	40	2	80.6

RUSHING	ATT	YDS	AVG	LG	TD
Travis Etienne Jr.	14	71	5.1	30	0
Bhayshul Tuten	8	42	5.3	9	0
LeQuint Allen Jr.	2	13	6.5	9	0
Dyami Brown	1	9	9.0	9	0
Trevor Lawrence	2	4	2.0	3	0
TOTAL	27	139	5.1	30	0

RECEIVING	NO	YDS	AVG	LG	TD
Parker Washington	5	76	15.2	40	0
Dyami Brown	5	57	11.4	18	1
Brian Thomas Jr.	4	49	12.3	18	0
Travis Hunter	3	22	7.3	9	0
Brenton Strange	3	17	5.7	10	0
Bhayshul Tuten	2	32	16.0	24	1
Travis Etienne Jr.	2	18	9.0	11t	1
TOTAL	24	271	11.3	40	3

TOP DEFENSE	TOT	SOLO	AST	SCK	YDS	INT
Jourdan Lewis	8	5	3	0.0	0.0	0
Foyesade Oluokun	7	3	4	1.0	3.0	0
Eric Murray	6	5	1	0.0	0.0	1

FIELD GOALS	FGM/FGA	PERCENT	RESULTS
Cam Little	2-2	100.0	42G, 25G
TOTAL	2-2	100.0	

CINCINNATI BENGALS

PASSING	ATT	CP	YDS	SK/YD	TD	LG	INT	RTG
Jake Browning	32	21	241	1/7	2	42t	3	69.9
Joe Burrow	13	7	76	2/8	1	25	0	97.0
TOTAL	45	28	317	3/15	3	42T	3	77.7

RUSHING	ATT	YDS	AVG	LG	TD
Chase Brown	16	47	2.9	11	0
Jake Browning	1	1	1.0	1t	1
TOTAL	17	48	2.8	11	1

RECEIVING	NO	YDS	AVG	LG	TD
Ja'Marr Chase	14	165	11.8	25	1
Tee Higgins	3	56	18.7	42t	1
Noah Fant	3	28	9.3	25	0
Mike Gesicki	3	18	6.0	10	0
Chase Brown	2	18	9.0	13	0
Mitchell Tinsley	1	13	13.0	13t	1
Andrei Iosivas	1	12	12.0	12	0
Drew Sample	1	7	7.0	7	0
TOTAL	28	317	11.3	42T	3

TOP DEFENSE	TOT	SOLO	AST	SCK	YDS	INT
Geno Stone	9	7	2	0.0	0.0	0
Dax Hill	8	8	0	0.0	0.0	1
Logan Wilson	8	4	4	0.0	0.0	0

FIELD GOALS	FGM/FGA	PERCENT	RESULTS
Evan McPherson	1-1	100.0	31G
TOTAL	1-1	100.0	

Team Statistics

	Jaguars	Bengals
First Downs	21	24
3rd-Down Eff. (Made/Att/Pct)	6/13/46%	6/14/43%
4th-Down Eff. (Made/Att/Pct)	0/1/0%	1/1/100%
Total Net Yards	400	350
Total Plays	70	65
Yards Per Play	5.7	5.4
Rushes/Net Yards	27/139	17/48
Net Passing	261	302
Pass Attempts/Completions	42/24	45/28
Had Intercepted	2	3
Sacked/Yards Lost	1/10	3/15
Punts/Average	2/47.5	3/55.3
Penalties/Yards	6/55	3/29
Fumbles/Lost	1/0	0/0
Possession Time	33:11	26:49



2025 GAME SUMMARIES



WEEK 3



58,161 ■ EverBank Stadium ■ Sep 21, 2025

Houston Texans 0 3 0 7 - 10
 Jacksonville Jaguars 7 0 3 7 - 17

SCORING DRIVES

TEAM	QTR	TIME	SCORING PLAY	HOU	JAX
Jaguars	1	02:06	B.Tuten 1 yd. run (C.Little kick) (9-58, 4:34)	0	7
Texans	2	06:54	K.Fairbairn 27 yd. Field Goal (13-71, 6:57)	3	7
Jaguars	3	06:23	C.Little 39 yd. Field Goal (13-59, 8:37)	3	10
Texans	4	09:17	N.Collins 50 yd. pass from C.Stroud (K.Fairbairn kick) (1-50, 0:08)	10	10
Jaguars	4	01:48	T.Etienne 10 yd. run (C.Little kick) (7-83, 1:59)	10	17

JACKSONVILLE JAGUARS

PASSING	ATT	CP	YDS	SK/YD	TD	LG	INT	RTG
Trevor Lawrence	40	20	222	2/17	0	46	1	56.5
TOTAL	40	20	222	2/17	0	46	1	56.5

RUSHING	ATT	YDS	AVG	LG	TD
Travis Etienne Jr.	16	56	3.5	10t	1
Bhayshul Tuten	6	21	3.5	6	1
Trevor Lawrence	2	9	4.5	10	0
TOTAL	24	86	3.6	10T	2

RECEIVING	NO	YDS	AVG	LG	TD
Brenton Strange	6	61	10.2	16	0
Parker Washington	4	34	8.5	16	0
Brian Thomas Jr.	2	55	27.5	46	0
Hunter Long	2	12	6.0	7	0
Dyami Brown	2	7	3.5	6	0
Travis Hunter	1	21	21.0	21	0
Tim Patrick	1	16	16.0	16	0
LeQuint Allen Jr.	1	9	9.0	9	0
Johnny Mundt	1	7	7.0	7	0
TOTAL	20	222	11.1	46	0

TOP DEFENSE	TOT	SOLO	AST	SCK	YDS	INT
Tyson Campbell	7	7	0	0.0	0.0	0
Foyesade Oluokun	6	5	1	0.0	0.0	0
Travis Hunter	6	4	2	0.0	0.0	0

FIELD GOALS	FGM/FGA	PERCENT	RESULTS
Cam Little	1-2	50.0	39G, 47WR
TOTAL	1-2	50.0	

HOUSTON TEXANS

PASSING	ATT	CP	YDS	SK/YD	TD	LG	INT	RTG
C.J. Stroud	38	25	204	2/20	1	50t	2	66.1
TOTAL	38	25	204	2/20	1	50T	2	66.1

RUSHING	ATT	YDS	AVG	LG	TD
Nick Chubb	9	38	4.2	8	0
Woody Marks	6	27	4.5	8	0
C.J. Stroud	4	22	5.5	12	0
TOTAL	19	87	4.6	12	0

RECEIVING	NO	YDS	AVG	LG	TD
Nico Collins	8	104	13.0	50t	1
Dalton Schultz	5	39	7.8	12	0
Christian Kirk	3	25	8.3	13	0
Xavier Hutchinson	3	16	5.3	6	0
Nick Chubb	3	2	0.7	4	0
Woody Marks	1	9	9.0	9	0
Jayden Higgins	1	5	5.0	5	0
Jaylin Noel	1	4	4.0	4	0
TOTAL	25	204	8.2	50T	1

TOP DEFENSE	TOT	SOLO	AST	SCK	YDS	INT
Azeez Al-Shaair	8	4	4	0.0	0.0	0
Kamari Lassiter	5	5	0	0.0	0.0	0
C.J. Gardner-Johnson	5	3	2	0.0	0.0	0

FIELD GOALS	FGM/FGA	PERCENT	RESULTS
Ka'imi Fairbairn	1-2	50.0	52WR, 27G
TOTAL	1-2	50.0	

Team Statistics

	Texans	Jaguars
First Downs	13	17
3rd-Down Eff. (Made/Att/Pct)	4/15/27%	4/15/27%
4th-Down Eff. (Made/Att/Pct)	1/1/100%	0/1/0%
Total Net Yards	271	291
Total Plays	59	66
Yards Per Play	4.6	4.4
Rushes/Net Yards	19/87	24/86
Net Passing	184	205
Pass Attempts/Completions	38/25	40/20
Had Intercepted	2	1
Sacked/Yards Lost	2/20	2/17
Punts/Average	6/43.5	6/48.8
Penalties/Yards	7/66	9/70
Fumbles/Lost	1/1	0/0
Possession Time	28:42	31:18

