



2019 JACKSONVILLE JAGUARS

SEASON IN REVIEW



MARRONE AND CALDWELL RETURN FOR 2020

On Dec. 31, 2019, Jaguars Owner **Shad Khan** announced that General Manager **Dave Caldwell** and Head Coach **Doug Marrone** would return for the 2020 season.

"I have met on several occasions over the past few days with Dave Caldwell, Doug Marrone and their staffs to fully understand their plans to reverse our course and compete for a postseason berth in 2020," Khan said in a statement. "The 2019 season was unacceptable and I've made my dissatisfaction clear. At the same time, there were positive developments and contributions that should not be overlooked. I want to see what we produce under a new organizational structure in 2020. Goals have been established. Accountability will be paramount."

Caldwell, who was named the Jaguars' general manager in 2013, enters the 2020 Draft in April with nine draft picks, including two first-round selections (No. 9 and No. 20). His 2019 rookie class was highlighted by first-round DE **Josh Allen**, who led all rookies with 10.5 sacks and sixth-round QB **Gardner Minshew II**, who set franchise rookie records in passing yards (3,271) and passing TDs (21). Minshew, Allen and second-round pick OL **Jawaan Taylor** were all named to Pro Football Focus' all-rookie team. Jacksonville's rookies played a combined 5,008 snaps in 2019, the fifth-most in the NFL. "There has to be improvement. There are no ifs, ands or buts about that," Caldwell said. "What's that going to look like this time next year? We'll have to wait and see, but we feel confident with our plan we put together to be vastly improved."

Marrone concluded his third season as the head coach of the Jaguars in 2019 and has compiled a 24-29 overall record as Jacksonville's head coach. "I think one of the things is that I'm going to go out, and I'm going to look, and I'm going to look to see how we can improve [in all] areas of fielding a better football team," Marrone said. "When you are a head football coach, every day there is going to be a different issue that comes up. Obviously, these past couple seasons, there have been more than a few issues. You don't like it, but you learn from it. If you do not learn from your past, you are going to make the same mistakes over. I think the biggest thing I have taken from the last few years is the [importance of] communication with the players, with the coaches, with people within this building to try to hold things together."

Since Marrone became the Jaguars head coach in 2017, Jacksonville ranks fourth in sacks (138.0), is tied for second in defensive TDs (11) and ranks 10th in the NFL in rushing yards (5,693). In three seasons as the head coach of the Jaguars, Marrone has coached six players to nine Pro Bowl selections and five players to six All-Pro selections. In 2019, the Jaguars finished first in net punting average (44.5), second in field goals made (33) and tied for seventh in sacks (47.0).

JAGUARS HIRE NEW OC

On Wednesday, Jan. 22, Head Coach **Doug Marrone** announced the hiring of **Jay Gruden** as the team's offensive coordinator.

"Coach Gruden is one of the brightest offensive minds in football and I'm pleased to welcome him to the Jacksonville Jaguars," said Marrone. "In going through the search process, it was important to me and our staff to identify a candidate who had a clear and concise vision for how to lead our offense and how to get the most out of our players and assistant coaches. I believe that Coach Gruden is the right person for what we need right now and the direction that we want to take our offense. In his last stint as an offensive coordinator for three seasons in Cincinnati, he had great success with the Bengals and played a key role in their three postseason berths from 2011-13."

Gruden, 52, has 26 years of coaching experience, including 16 seasons in the NFL. Most recently, Gruden served as the head coach of the Washington Redskins from 2014-19 after serving as the offensive coordinator for the Cincinnati Bengals from 2011-13.

2019 QUICK HITS

- OFFENSE -

- QB **Gardner Minshew II** broke franchise rookie records for single season passing yards (3,271), single game passing yards (374, Week 5 at Carolina) and single season passing TDs (21).
- RB **Leonard Fournette** rushed for 1,152 yards in 2019, joining RB **Fred Taylor** as the only players in team history to register multiple 1,000-yard rushing seasons through their first three years in the NFL.
- WR **DJ Chark Jr.** (1,008 receiving yards) and Fournette (1,152 rushing yards) became the first Jaguars WR/RB duo to each surpass 1,000 yards since WR **Jimmy Smith** and RB **Fred Taylor** accomplished the feat in 2004.
- The Jaguars were one of three teams in the NFL to have three WRs with at least 650 receiving yards. WRs **DJ Chark Jr.** (1,008), **Chris Conley** (775) and **Dede Westbrook** (660) became the first trio of WRs in franchise history to record at least 600 receiving yards apiece.

- DEFENSE -

- DL **Calais Campbell** was named to his third consecutive Pro Bowl, becoming the sixth Jaguar to earn at least three Pro Bowls with the team. Campbell finished the season with 56 tackles, 10 tackles for loss, 6.5 sacks, two forced fumbles and fumble return for a TD. Campbell was named to the Pro Football Writers of America All-AFC team.
- DE **Josh Allen** led all rookies in the NFL and broke the rookie franchise record with 10.5 sacks. Allen is one of five NFL players over the last 10 seasons to post at least 10.0 sacks and multiple forced fumbles in their rookie season.
- DE **Yannick Ngakoue** registered his fourth consecutive season with at least 8.0 sacks in 2019. Ngakoue was the only player in the NFL with at least 8.0 sacks, multiple forced fumbles and a pick six this season.
- CB **A.J. Bouye** started 14 games and made 50 tackles, eight passes defended and one INT in 2019. Since signing with the Jaguars in 2017, Bouye, Bills CB **Tre'Davious White**, Rams CB **Jalen Ramsey** and Bears CB **Kyle Fuller** are the only CBs with at least 175 tackles and eight INTs during that span.

- SPECIAL TEAMS -

- P **Logan Cooke** and K **Josh Lambo** became the first teammates to lead the league in net punting average (min. 10 punts) and field goal percentage (min. 15 attempts) in the same year since net punting average first began being tracked in 2000.
- Cooke posted a 44.5-yard net punting average in 2019, tied for the highest mark in the NFL (min. 10 punts) and tied for the fourth-highest since the stat began being tracked in 2000.
- Lambo was named to the Associated Press All-Pro second team, becoming the first placekicker in franchise history to make an Associated Press All-Pro team. Lambo made a franchise single-season record 33 FGs, and his 97.1 pct. FG rate was the highest among NFL kickers with at least 15 attempts.

2019 AFC SOUTH FINAL STANDINGS

AFC SOUTH	W	L	T	PCT	PTS	OPP	AFC	DIV
Houston	10	6	0	.625	378	385	8-4	4-2
Tennessee	9	7	0	.563	402	331	4-4	3-3
Indianapolis	7	9	0	.438	361	373	5-7	3-3
Jacksonville	6	10	0	.375	300	397	6-6	2-4



JAGUARS INFORMATION



JAGUARS HONOR ROLL

DE Josh Allen

Pro Bowl
Pro Football Focus All-Rookie Team
PFWA All-Rookie Team

DL Calais Campbell

Pro Bowl Defensive MVP
AFC Defensive Player of the Week (Week 3 vs. TEN)
NFLPA Community MVP (Week 4 at DEN)
PFWA All-AFC Team

WR DJ Chark Jr.

Pro Bowl

K Josh Lambo

Associated Press Second Team All-Pro
AFC Special Teams Player of the Week (Week 4 at DEN)
AFC Special Teams Player of the Week (Week 7 at CIN)

QB Gardner Minshew II

NFL Offensive Rookie of the Month (September)
Pepsi NFL Rookie of the Week (Week 1 vs. K.C.)
Pepsi NFL Rookie of the Week (Week 3 vs. TEN)
Pepsi NFL Rookie of the Week (Week 4 at DEN)
Pepsi NFL Rookie of the Week (Week 5 at CAR)
Pepsi NFL Rookie of the Week (Week 7 at CIN)
Pepsi NFL Rookie of the Week (Week 8 at NYJ)
Pepsi NFL Rookie of the Week (Week 17 vs. IND)
Pro Football Focus All-Rookie Team

OL Jawaan Taylor

Pro Football Focus All-Rookie Team
PFWA All-Rookie Team

2019 REGULAR SEASON SCHEDULE (6-10)

Date	Opponent	Time/(TV)/Result
Sun. Sept. 8	vs. Kansas City Chiefs	L, 40-26
Sun. Sept. 15	at Houston Texans	L, 13-12
Thurs. Sept. 19	vs. Tennessee Titans	W, 20-7
Sun. Sept. 29	at Denver Broncos	W, 26-24
Sun. Oct. 6	at Carolina Panthers	L, 34-27
Sun. Oct. 13	vs. New Orleans Saints	L, 13-6
Sun. Oct. 20	at Cincinnati Bengals	W, 27-17
Sun. Oct. 27	vs. New York Jets	W, 29-15
Sun. Nov. 3	vs. Houston Texans*	L, 26-3
Sun. Nov. 10	BYE WEEK	-----
Sun. Nov. 17	at Indianapolis Colts	L, 33-13
Sun. Nov. 24	at Tennessee Titans	L, 42-20
Sun. Dec. 1	vs. Tampa Bay Buccaneers	L, 28-11
Sun. Dec. 8	vs. Los Angeles Chargers	L, 45-10
Sun. Dec. 15	at Oakland Raiders	W, 20-16
Sun. Dec. 22	at Atlanta Falcons	L, 24-12
Sun. Dec. 29	vs. Indianapolis Colts	W, 38-22

2020 OPPONENTS

In 2020, Jacksonville will play seven games against teams that qualified for the 2019 postseason: Titans (twice), Texans (twice), Ravens, Packers and Vikings.

HOME: Pittsburgh, Chicago, Detroit, Cleveland, Miami, Tennessee, Houston, Indianapolis

AWAY: Baltimore, Green Bay, Minnesota, Cincinnati, Los Angeles Chargers, Tennessee, Houston, Indianapolis

2020 DRAFT ORDER

Pick	Team	2018 Record	W%
1.	Cincinnati	2-14	.125
2.	Washington	3-13	.188
3.	Detroit	3-12-1	.200
4.	New York Giants	4-12	.313
5.	Miami	5-11	.313
6.	Los Angeles Chargers	5-11	.313
7.	Carolina	5-11	.313
8.	Arizona	5-10-1	.333
9.	Jacksonville	6-10	.375
10.	Cleveland	6-10	.375
11.	New York Jets	7-9	.438
12.	Oakland	7-9	.438
13.	Indianapolis	7-9	.438
14.	Tampa Bay	7-9	.438
15.	Denver	7-9	.438
16.	Atlanta	7-9	.438
17.	Dallas	8-8	.500
18.	Miami (from Pittsburgh)	8-8	.500
19.	Oakland	8-8	.500
20.	Jacksonville (from Los Angeles Rams)	6-10	.375
21.	Philadelphia	9-7	.563
22.	Buffalo	10-6	.625
23.	New England	12-4	.750
24.	New Orleans	13-3	.813
25.	Minnesota	10-6	.625
26.	Miami (from Houston)	5-11	.313
27.	Seattle	11-5	.688
28.	Baltimore	14-2	.875
29.	Tennessee	9-7	.563
30.	Green Bay	13-3	.813
31-32.	K.C./S.F. - pending SB LIV result	--	--

2019 JAGUARS DRAFT CLASS

No.	Name	Pos.	School
1 (7)	Josh Allen	DE	Kentucky
2 (35)	Jawaan Taylor	OL	Florida
3 (69)	Josh Oliver	TE	San Jose State
3 (98)	Quincy Williams	LB	Murray State
5 (140)	Ryquell Armstead	RB	Temple
6 (178)	Gardner Minshew II	QB	Washington State
7 (235)	Dontavius Russell	DL	Auburn

JAGUARS INFORMATION



2019 NFL STANDINGS

AFC EAST	W	L	T	PCT	PTS	OPP	AFC	DIV
New England *	12	4	0	.750	420	225	8-4	5-1
Buffalo #	10	6	0	.625	314	259	7-5	3-3
New York Jets	7	9	0	.438	276	359	4-8	2-4
Miami	5	11	0	.313	306	494	4-8	2-4
AFC NORTH	W	L	T	PCT	PTS	OPP	AFC	DIV
Baltimore *	14	2	0	.875	531	282	10-2	5-1
Pittsburgh	8	8	0	.500	289	303	6-6	3-3
Cleveland	6	10	0	.375	335	393	6-6	3-3
Cincinnati	2	14	0	.125	279	420	2-10	1-5
AFC SOUTH	W	L	T	PCT	PTS	OPP	AFC	DIV
Houston *	10	6	0	.625	378	385	8-4	4-2
Tennessee #	9	7	0	.563	402	331	7-5	3-3
Indianapolis	7	9	0	.438	361	373	5-7	3-3
Jacksonville	6	10	0	.375	300	397	6-6	2-4
AFC WEST	W	L	T	PCT	PTS	OPP	AFC	DIV
Kansas City *	12	4	0	.750	451	308	9-3	6-0
Denver	7	9	0	.438	282	316	6-6	3-3
Oakland	7	9	0	.438	313	419	5-7	3-3
Los Angeles Chargers	5	11	0	.313	337	345	3-9	0-6
NFC EAST	W	L	T	PCT	PTS	OPP	NFC	DIV
Philadelphia *	9	7	0	.563	385	354	7-5	5-1
Dallas	8	8	0	.500	434	321	7-5	5-1
New York Giants	4	12	0	.250	341	451	3-9	2-4
Washington	3	13	0	.188	266	435	2-10	0-6
NFC NORTH	W	L	T	PCT	PTS	OPP	NFC	DIV
Green Bay *	13	3	0	.813	376	313	10-2	6-0
Minnesota #	10	6	0	.625	407	303	7-5	2-4
Chicago	8	8	0	.500	280	298	7-5	4-2
Detroit	3	12	1	.219	341	423	2-9-1	0-6
NFC SOUTH	W	L	T	PCT	PTS	OPP	NFC	DIV
New Orleans *	13	3	0	.813	458	341	9-3	5-1
Atlanta	7	9	0	.438	381	399	6-6	4-2
Tampa Bay	7	9	0	.438	458	449	5-7	2-4
Carolina	5	11	0	.313	340	470	2-10	1-5
NFC WEST	W	L	T	PCT	PTS	OPP	NFC	DIV
San Francisco *	13	3	0	.813	479	310	10-2	5-1
Seattle #	11	5	0	.688	405	398	8-4	3-3
Los Angeles Rams	9	7	0	.563	394	364	7-5	3-3
Arizona	5	10	1	.344	361	442	3-8-1	1-5

* - Division Champion // # - Clinched Playoff Berth

JAGUARS TWITTER

The Jaguars utilize Twitter (@jaguars) and Facebook to provide fans with timely information, an exclusive behind the scenes look at the organization and the opportunity to engage in conversations with players and coaches. Jaguars.com senior writer John Oehser can be found on Twitter at @JohnOehser, and Jaguars Senior Correspondent Brian Sexton can be found on Twitter at @JagsVoice. Jaguars reporters J.P. Shadrick (@JPShadrick) and Ashlyn Sullivan (@ashlynsullivan) provide live updates during games, practices and press conferences.

JAGUARS 2019 RANKINGS

*All based on NFL Rankings

Record	6-10	
Division Standing	4th (AFC South)	
Turnover Margin	-1 (T-18th)	
Offense	Value	NFL Rank
Yds Per Game	341.8	20th
Yds Per Play	5.36	19th
Points Per Game	18.8	26th
Possession Average	30:29	12th
Rushing Yds Per Game	106.8	17th
Net Passing Yds Per Game	235.0	16th
Had Intercepted	8	T-5th
Sacks Allowed/Yards	42/263	18th
Third Down Pct.	34.55	26th
Red Zone TD Pct.	40.43	31st
Give-Aways	20	T-13th
Defense		
Yds Per Game	375.4	24th
Yds Per Play	6.01	28th
Points Per Game	24.8	21st
Rushing Yds Per Game	139.3	28th
Net Passing Yds Per Game	236.1	16th
Interceptions	10	T-25th
Sacks/Yards	47/310	T-7th
Third Down Pct.	41.58	23rd
Red Zone TD Pct.	57.14	16th
Take-Aways	19	T-22nd
Special Teams		
Punt-Average Yds (Gross)	46.8	6th
Punt-Average Yds (Net)	44.5	1st
Punt Returns-Avg.	5.0	30th
Punt Returns-Avg. Allowed	5.3	4th
Kickoff Returns-Avg.	24.2	8th
Kickoff Returns-Avg. Allowed	21.6	14th
Field Goals Made	33	2nd
Field Goal %	97.1	1st
Penalties		
Penalties/Yds	132/1,165	31st

JAGUARS 2019 REGULAR SEASON LEADERS

CATEGORY	LEADER
Passing Yards	G. Minshew II (3,271)
Rushing Yards	L. Fournette (1,152)
Receiving Yards	D. Chark Jr. (1,008)
Points	J. Lambo (116)
Interceptions	T. Herndon (3)
Sacks	J. Allen (10.5)
Tackles	J. Wilson (73)
Net Punting Avg.	L. Cooke (44.5)
Field Goals (%)	J. Lambo (97.1)

JAGUARS 2019 SINGLE-GAME HIGHS

Category	Player	Number	Game
Passing Yards	G. Minshew II	374	10/06/19 at CAR
Rushing Yards	L. Fournette	225	9/29/19 at DEN
Receiving Yards	D. Chark Jr.	164	10/06/19 at CAR
Sacks	C. Campbell	3.0	9/19/19 vs. TEN
INTs	T. Herndon	2	10/27/19 vs. NYJ



BY THE NUMBERS

2

RB **Leonard Fournette** joined Panthers RB **Christian McCaffrey** as the only two players in the NFL this season to eclipse 1,000 yards rushing while also posting 70-plus receptions. Fournette's 76 receptions in 2019 were the most recorded in a single season by an RB in Jaguars history.

10/20

The 2019 Jaguars became the first team to have rookies with at least 10.0 sacks (DE **Josh Allen**, 10.5) and 20 TD passes (QB **Gardner Minshew II**, 21) in the same season since sacks officially became a statistic in 1982.

10.5

DE **Josh Allen**, whom the Jaguars selected with the seventh overall pick in the 2019 NFL Draft, set a franchise rookie record with 10.5 sacks. Allen became the seventh player in franchise history to compile double-digit sacks in a single season. Allen's 10.5 sacks led all NFL rookies.

20+

QB **Gardner Minshew II** became the first rookie in NFL history to be drafted in the fifth round or later and throw for 20-plus TDs. Additionally, Minshew's 3,271 passing yards and 21 passing TDs this season established new franchise rookie records.

26.2

The Jaguars' average age of starters was 26.2 years old in 2019, the youngest in the NFL per ESPN.com. The youngest player on the roster is 21-year-old OL **Jawaan Taylor**, who became the first Jaguars rookie to start in all 16 games since OL **Maurice Williams** in 2001.

33

K **Josh Lambo** set the franchise record for FGs in a single season with 33 en route to AP second-team All-Pro honors. Lambo connected on 33 of 34 FG attempts, and his 97.1 FG pct. is the highest in a single season in franchise history and led the NFL (min 15 FG attempts).

37.5

DE **Yannick Ngakoue's** 37.5 sacks since 2016 are the most by a Jaguars player through 63 career games. Ngakoue joins Bears OLB **Khalil Mack** as the only players to compile 35.0-plus sacks and 14 forced fumbles during that span.

44.5

P **Logan Cooke** set a career-best and led the league with a net punting average of 44.5 (min. 10 punts). Cooke also finished the season with a career-high 46.8-yard gross punting average, finishing sixth in the league in that category (min. 10 punts).

190

Twelfth-year DL **Calais Campbell** is the only player in the NFL to amass at least 190 tackles and 30.0 sacks since 2017.

1,008

WR **DJ Chark Jr.** led the team with 1,008 receiving yards during his sophomore campaign and became the first Jaguars receiver to eclipse the 1,000-yard receiving mark since former WRs **Allen Robinson** and **Allen Hurns** did so in 2015.

1,049

S **Jarrod Wilson** did not miss a snap this season for the Jaguars, seeing action in all 1,049 defensive plays. Wilson was one of five players in the NFL to play 100 percent of their team's defensive snaps in 2019.

NOTE THE QUOTES: ON HC DOUG MARRONE

"He has done an incredible job, an incredible job. We have had a lot of noise. There is so much stuff we have gone through this year that we don't typically go through in a season. He has done an incredible job keeping the guys focused and staying on the task at hand. That is impressive. He is a very good coach."

- DL **Calais Campbell**

"When I talk to guys, I get the sense that everybody has a lot of respect for him, belief in him, belief that he can lead us to where we want to go."

- DL **Calais Campbell**

"Coach Doug has done an excellent job with the players. Like I said, nobody is perfect - I think he has learned with communicating with the players and just trying to understand us. It is a different generation of guys, too. He has done a tremendous job with us, and he is very understanding this year. I love Coach Doug."

- RB **Leonard Fournette**

"I feel like he has done a great job because we have definitely faced adversity throughout OTAs, throughout the season. I feel like Coach Doug is a great listener. He listens to us and how we feel and tries to take that into account."

- CB **DJ Hayden**

"He has shown who he is. He is making sure that even when we are not in the playoff run, we are still motivated to go out there on Sundays and play."

- CB **A.J. Bouye**

"I feel like he has been a hands-on players coach. I have had multiple conversations with him as well. I feel like he is definitely a guy that you can come to and talk about anything."

- DL **Dawuane Smoot**

"He is a great guy. More so than even just a coach, he is a great individual. He brought this team together. This year, we had a lot of distractions, but this team never wavered. We were always family in here, and he is a big reason for that."

- WR **DJ Chark Jr.**

"I think the biggest things I have taken from the last few years is the communication with the players, with the coaches, with people within this building. I think it is probably underestimated what it is like when you have distractions and adversity. I think we all go through that from a personal standpoint, but just think about [the importance of] managing players, coaches, a building, when you do that. It forces you to communicate [and] to get everyone's house in order."

- HC **Doug Marrone**

"I know in my heart, like I said before, I can take this team to better roads and can do a better job. The city deserves that, our sponsors [deserve that], [the] people in the building and obviously especially our fans, they deserve that. This community has embraced our players and our coaches, and I can promise you that we'll do a better job for Jacksonville and the Khan family moving forward."

- HC **Doug Marrone**



HEAD COACH DOUG MARRONE



DOUG MARRONE
HEAD COACH
JOINED JAGUARS: 2015
COLLEGE: SYRACUSE

Doug Marrone was named the fifth head coach of the Jaguars on Jan. 9, 2017 after previously serving as the team's interim head coach for the final two games of the 2016 season. Marrone was originally hired as the team's assistant head coach-offense/offensive line coach on Jan. 20, 2015, following a two-year stint as the head coach for the Buffalo Bills (2013-14).

Marrone has compiled a 24-29 overall record as Jacksonville's head coach. In 2019, the Jaguars posted a 6-10 record, winning two of their last three games. Three players were selected to the Pro Bowl in 2020 under Marrone's watch: DL **Calais Campbell** (fifth overall and third consecutive selection), DE **Josh Allen** (first) and WR **DJ Chark Jr.** (first).

In 2018, the Jaguars finished with a 5-11 record, including a 3-4 mark at TIAA Bank Field. Jacksonville began the season with a 3-1 start, but finished fourth in the division standings. The Jaguars had two players selected to the 2019 Pro Bowl: CB **Jalen Ramsey**, making his second consecutive appearance as a Pro Bowl starter, and Campbell.

In his first full season as the team's head coach, Marrone finished the 2017 regular season with a 10-6 record, which was tied for the league's biggest win/loss improvement (+7) among first-year head coaches (tied with the Rams' **Sean McVay**). Marrone led the team to an AFC South division title, which was the team's first division title since winning the AFC Central in 1999. The Jaguars finished the 2017 season with the top-ranked rushing offense (141.4 yards per game) and the league's best pass defense (169.0 passing yards allowed per game) en route to their first playoff berth in a decade. Under Marrone's tutelage, the Jaguars hosted a playoff game for the first time in 18 years, defeating the Buffalo Bills, 10-3, in the AFC Wild Card. The team advanced to the AFC Championship game for the first time since 1999 after defeating the Pittsburgh Steelers, 45-42, in the AFC Divisional round, ultimately falling to the New England Patriots, 20-24.

Marrone's 2017 squad featured six Pro Bowl selections (CB **A.J. Bouye**, DT **Malik Jackson**, DE **Yannick Ngakoue**, LB **Telvin Smith**, Ramsey and Campbell), while Bouye (second-team), Campbell (first-team), Ramsey (first-team) and Smith (second-team) were all named to the AP All-Pro teams.

In 2016, Marrone's offensive line allowed 34 sacks, 17 fewer than the previous season (51) and 37 fewer than in 2014 (71). The Jaguars' 34 sacks allowed were the fewest sacks allowed by the team since it yielded 31 sacks in 2007. In 2017, the Jaguars set a franchise record with 24 sacks allowed.

In his first season with the Jaguars in 2015, Marrone helped the offensive line provide protection for QB **Blake Bortles**, who set single-season franchise records with 355 completions, 606 pass attempts, 4,428 yards and 35 touchdowns. In addition, Marrone's squad blocked for rookie RB **T.J. Yeldon**, who accounted for 740 rushing yards and 279 receiving yards in 2015, becoming the first Jaguars rookie to surpass 1,000 scrimmage yards since **Maurice Jones-Drew** (1,377) in 2006. Yeldon also placed third among AFC RBs in 2016 with 84.9 scrimmage yards per game.

Prior to joining the Jaguars, Marrone compiled a 15-17 mark as the head coach of the Bills, including a 9-7 mark in 2014, the team's most wins since 2004. He became only the third coach in Bills history to win 15 games in his first two seasons (**Marv Levy**, 19; **Wade Phillips**, 21). The Bills had six Pro Bowl selections during Marrone's two seasons.

The Bills had three different players with 60 receptions in 2014 for the first time in team history (**Fred Jackson**, 65; **Sammy Watkins**, 62; **Robert Woods**, 61) and the club produced six individual 100-yard receiving games. Watkins set team rookie records for receptions and receiving yards (982). The Bills ranked sixth in the NFL in 2014 with a plus-seven turnover differential.

In 2013, Marrone's offensive unit led the AFC and finished second in the NFL in rushing (144.2 avg.), while also leading the league with a 95.5 pct. red zone efficiency mark. Rookie QB **E.J. Manuel** started 10 games and set team rookie records for passing touchdowns (11) and completions (180).

Prior to joining the Bills, Marrone spent four seasons (2009-12) as the head coach of his alma mater, Syracuse, where he led the program to a 21-17 record in his final three seasons. He guided the Orange to an 8-5 mark in 2010 and 2012 and both seasons culminated with a New Era Pinstripe Bowl championship. The Orange set several school records in 2012, including total yards (5,681), passing yards (3,619) and first downs (300). Marrone earned the American Football Coaches Association (AFCA) Region 1 Coach of the Year honors in 2011 and was a finalist for the Liberty Mutual Coach of the Year Award.

Marrone spent seven seasons in the NFL (2002-08) before becoming a collegiate head coach. From 2006-08, Marrone served as the offensive coordinator for the New Orleans Saints. He directed an offense that led the NFL in total offense (391.5 avg. in 2006; 410.7 avg. in 2008) and passing yards per game (281.4 avg. in 2006; 311.1 in 2008) in two different seasons (2006-08). The Saints' offensive line held their opponents to the fewest sacks allowed in the NFL in 2006 (16) and tied for the fewest sacks in the NFL from 2006-08 with 52 despite leading the NFL with 1,868 passing attempts during that span. QB **Drew Brees** captured the NFL passing title in 2006 (4,418 yards) and 2008 (5,069) and became just the second passer in NFL history to eclipse 5,000 passing yards (**Dan Marino**, 1984).

Prior to Marrone's arrival in New Orleans, the franchise had never had a 4,000-yard passer or registered more than 5,700 yards of offense. Brees eclipsed 4,000 passing yards and the offense posted more than 5,700 yards in each of Marrone's three seasons with the Saints. The Saints established a team record with an NFL-best 6,264 yards of offense in 2006, 5,780 in 2007 (4th in the NFL) and led the NFL again in 2008 with 6,571 yards.

In Marrone's first season as an NFL offensive coordinator in 2006, LT **Jammal Brown** was voted to the All-Pro team and to the Pro Bowl in his first year at the position, while OG **Jahri Evans** was a unanimous All-Rookie selection. The Saints ranked fourth in the NFL in 2007 in total offense and set an NFL record for completions (440) and had franchise bests for passing first downs (222), attempts (652), touchdown passes (28) and completion percentage (67.5). In 2008, the Saints led the NFL in total offense while setting team records for points (463), total yards (6,571), net passing yards (4,977), TDS (57) and first downs (354).

Marrone was the offensive line coach of the New York Jets from 2002-05 and the team made two postseason appearances (2002, 2004) with him on the staff. In 2004, the Jets produced the NFL's third-best rushing offense (149.3 avg.) and **Curtis Martin** led the NFL with 1,697 rushing yards.

Before arriving in New York, Marrone served as tight ends/tackles coach at the University of Tennessee in 2001. He spent the 2000 season at the University of Georgia as offensive line coach after spending the previous five seasons (1995-99) at Georgia Tech where he was part of three consecutive bowl appearances. He was director of football operations for the Yellow Jackets in 1995 before coaching the tight ends in 1996 and offensive line from 1997-99.

Marrone began his coaching career in 1992 at Cortland (N.Y.) State as the school's tight ends coach before stints as the offensive line coach at U.S. Coast Guard Academy (1993) and Northeastern University in 1994. A native of Bronx, N.Y., Marrone was a sixth-round draft pick of the Los Angeles Raiders in 1986 and played two years in the NFL. He played with the Miami Dolphins in 1987 and with the Saints in 1989. He also had playing stints with Pittsburgh, Dallas and Minnesota before closing his career with the NFL Europe's London Monarchs from 1991-92. Marrone was a three-year letterman at Syracuse. He returned to Syracuse and graduated in 1991 with a degree in liberal arts.

Doug and his wife, Helen, have two daughters, Madeline and Annie, and a son, Mack.

MARRONE'S COACHING CAREER		
Year	School/Team	Position
2017-	Jacksonville Jaguars	Head Coach
2015-16*	Jacksonville Jaguars	Asst. HC-Off./Off. Line Coach
2013-14	Buffalo Bills	Head Coach
2009-12	Syracuse	Head Coach
2006-08	New Orleans Saints	Offensive Coordinator
2002-05	New York Jets	Offensive Line Coach
2001	Tennessee	Tight Ends/Tackles Coach
2000	Georgia	Offensive Line Coach
1997-99	Georgia Tech	Offensive Line Coach
1996	Georgia Tech	Tight Ends Coach
1995	Georgia Tech	Director of Football Operations
1994	Northeastern	Offensive Line Coach
1993	U.S. Naval Academy	Offensive Line Coach
1992	SUNY Cortland	Tight Ends Coach

* Marrone was interim head coach for last two games in 2016

OFFENSIVE NOTES



GARDNER'S GAMES

QB Gardner Minshew II concluded his rookie season with 285 completions, 470 attempts, 3,271 passing yards, 21 TDs and six INTs for a passer rating of 91.2.

QB GARDNER MINSHEW II, GAME LOGS, 2019

DATE	OPP.	COMP.	ATT.	YDS.	TD	INT	RATING
9/8	vs. K.C.	22	25	275	2	1	122.5
9/15	at HOU	23	33	213	1	0	97.2
9/19	vs. TEN	20	30	204	2	0	108.2
9/29	at DEN	19	33	213	2	0	97.2
10/6	at CAR	26	44	374	2	0	101.9
10/13	vs. N.O.	14	29	163	0	1	51.4
10/20	at CIN	15	32	255	1	0	84.8
10/27	vs. NYJ	22	34	279	3	0	119.6
11/3	vs. HOU	27	47	309	0	2	59.6
11/17	at IND			DNP			
11/24	at TEN			DNP			
12/1	vs. T.B.	16	27	147	1	1	71.1
12/8	vs. LAC	24	37	162	1	0	83.4
12/15	at OAK	17	29	201	2	0	102.8
12/22	at ATL	13	31	181	1	0	72.1
12/29	vs. IND	27	39	295	3	1	106.2
TOTALS:		285	470	3,271	21	6	91.2

"BETTER"

QB Gardner Minshew II led all rookies in the NFL with six wins, a 92.1 QB rating and six games with at least a 100 QB rating. See below for how the sixth-round QB compared to his first-year counterparts.

QB WINS, ROOKIES, 2019, NFL

RK.	PLAYER (TEAM)	DRAFTED	GP	WINS
1.	QB Gardner Minshew II (JAX)	Sixth Round	14	6
2.	QB Kyler Murray (ARI)	First Round	16	5
3.	QB Drew Lock (DEN)	Second Round	5	4

QB RATING (MIN. 100 ATTEMPTS), ROOKIES, 2019, NFL

RK.	PLAYER (TEAM)	DRAFTED	ATT.	QBR
1.	QB Gardner Minshew II (JAX)	Sixth Round	470	91.2
2.	QB Drew Lock (DEN)	Second Round	156	89.7
3.	QB Daniel Jones (NYG)	First Round	459	87.7
4.	QB Kyler Murray (ARI)	First Round	542	87.4

GAMES WITH AT LEAST A 100 QB RATING, ROOKIES, 2019, NFL

RK.	PLAYER (TEAM)	DRAFTED	GAMES
1.	QB Gardner Minshew II (JAX)	Sixth Round	6
2.	QB Daniel Jones (NYG)	First Round	4
3.	QB Kyler Murray (ARI)	First Round	3
	QB Mason Rudolph (PIT)	Third Round	3

NOTE THE QUOTES: QB GARDNER MINSHEW II

"I think the biggest thing for me is helping my team win and I did that better than any rookie quarterback, so that gets me fired up a bit. You can't help but compare yourself to those guys, especially when they get taken before you. You always have that chip. ... It's not all about what you do in year one, but hopefully continue that into next year and many more.

- QB Gardner Minshew II

FIRST-YEAR MILESTONES

QB Gardner Minshew II rewrote the franchise's rookie record book in 2019, throwing for more yards and TDs than any first-year signal-caller in Jaguars history.

PASSING YARDS (SEASON), ROOKIES, FRANCHISE HISTORY

RK.	PLAYER	SEASON	PASSING YARDS
1.	QB Gardner Minshew II	2019	3,271
2.	QB Blake Bortles	2014	2,908
3.	QB Byron Leftwich	2003	2,819
4.	QB Blaine Gabbert	2011	2,214

PASSING YARDS (GAME), ROOKIES, FRANCHISE HISTORY

RK.	PLAYER	GAME	PASSING YARDS
1.	QB Gardner Minshew II	Oct. 6, 2019 at CAR	374
2.	QB Blake Bortles	Oct. 12, 2014 at TEN	336
3.	QB Byron Leftwich	Oct. 5, 2003 vs. S.D.	336
4.	QB Gardner Minshew II	Nov. 3, 2019 vs. HOU	309

PASSING TDS (SEASON), ROOKIES

RK.	PLAYER	SEASON	PASSING TDS
1.	QB Gardner Minshew II	2019	21
2.	QB Byron Leftwich	2003	14
3.	QB Blaine Gabbert	2011	12
4.	QB Blake Bortles	2014	11

PASSING TDS (GAME), ROOKIES, FRANCHISE HISTORY

RK.	PLAYER	GAME	PASSING TDS
1.	QB Gardner Minshew II	Oct. 27, 2019 vs. NYJ	3
	QB Gardner Minshew II	Dec. 29, 2019 vs. IND	3
2.	Five players tied		2

RECORD-SETTING ROOKIE

QB Gardner Minshew II completed 88.0 pct. (22 of 25) of his passes in his NFL debut in Week 1 against Kansas City. His 88.0 completion percentage was the highest in single game franchise history (min. 20 attempts) and was the third-highest in a single game in the NFL in 2019 (min. 15 attempts).

SINGLE GAME COMPLETION PERCENTAGE, NFL, 2019 (MIN: 15 PASS ATT.)

RK.	PLAYER (TEAM)	GAME	COMP.	ATT.	COMP. %
1.	QB Drew Brees (N.O.)	12/16 vs. IND	29	30	96.7
2.	QB Kirk Cousins (MIN)	10/24 vs. WAS	23	26	88.5
3.	QB Lamar Jackson (BAL)	11/10 at CIN	15	17	88.2
4.	QB Gardner Minshew II (JAX)	9/8 vs. K.C.	22	25	88.0
5.	QB Dak Prescott (DAL)	9/15 at WAS	26	30	86.7
	QB Derek Carr (OAK)	12/22 at LAC	26	30	86.7

ROAD WARRIOR

QB Gardner Minshew II completed 113 of 202 passes for 1,437 yards, nine TDs and zero INTs on the road in 2019. Minshew joined Patriots QB Tom Brady (2016) as the only QBs in NFL history to post at least nine TDs and zero INTs on the road in a single season.

QBs WITH AT LEAST NINE TDs AND ZERO INTs, ROAD GAMES, SINGLE SEASON, NFL HISTORY

PLAYER (TEAM)	YEAR	COMP.	ATT.	TD	INT
QB Gardner Minshew II (JAX)	2019	113	202	9	0
QB Tom Brady (N.E.)	2016	164	254	18	0

OFFENSIVE NOTES



DEEP THREAT

QB **Gardner Minshew II** completed 22 of 47 passes for 773 yards and four TDs on passes from 20 yards or more in 2019. His 112.7 passer rating on passes from that distance ranked second in the NFL among QBs with at least 40 attempts, and his 46.8 completion percentage on throws from that distance led the NFL among QBs with at least 40 attempts.

COMPLETION PERCENTAGE, PASSES FROM 20 YARDS-OR-MORE, NFL, 2019 (MIN.: 40 PASS ATTEMPTS)

RK.	PLAYER (TEAM)	COMP.	ATT.	COMP. %	YDS.	TD	INT
1.	QB Gardner Minshew II (JAX)	22	47	46.8	773	4	1
2.	QB Patrick Mahomes (K.C.)	31	69	44.9	1,103	12	2
3.	QB Dak Prescott (DAL)	32	73	43.8	1,066	8	5
4.	QB Kyler Murray (ARI)	28	68	41.2	994	6	4
5.	QB Deshaun Watson (HOU)	31	76	40.8	1,089	7	6
	QB Russell Wilson (SEA)	31	76	40.8	1,097	6	2

QB RATING, PASSES FROM 20 YARDS OR MORE, NFL, 2019 (MIN.: 40 PASS ATTEMPTS)

RK.	PLAYER (TEAM)	COMP.	ATT.	Yds	TD	INT	RATE
1.	QB Patrick Mahomes (K.C.)	31	69	1,103	12	2	119.1
2.	QB Gardner Minshew II (JAX)	22	47	773	4	1	112.7
3.	QB Kirk Cousins (MIN)	24	63	896	8	2	112.3
4.	QB Tom Brady (N.E.)	25	64	737	7	2	106.1
5.	QB Lamar Jackson (BAL)	19	55	659	7	2	105.2

TALE OF THE TAPE

Rookie QB **Gardner Minshew II** was selected in the sixth round of the 2019 NFL Draft. Prior to his selection, he attended four different collegiate institutions and earned several accolades along the way. He initially attended Troy University on an academic scholarship before transferring to Northwest Mississippi Community College.

Northwest Mississippi Community College (2016)

• Led NWMCC to a NJCAA National Championship after completing 223 of 367 passes for 3,288 yards and 28 TDs

East Carolina (2016-17)

• Completed 293 of 506 attempts for 2,140 yards and 16 TDs as a junior before earning his bachelors degree in communications in December 2017

Washington State (2018)

• Finished fifth in the 2018 Heisman Trophy voting after setting Pac-12 Conference and WSU single-season records in passing yards (4,779) and completions (468)
• Won the 2018 Johnny Unitas Golden Arm Award (nation's top senior or fourth-year junior QB) and was named a finalist for the Walter Camp Player of the Year after leading the country in passing (367.6 yards per game)

NOTE THE QUOTES: ON QB GARDNER MINSHEW II

"I love him. He gets out there, he puts in the work. He goes through his reads. He's very smart. I think he's going to continue to do big things."
- WR DJ Chark Jr.

"He never surprises me. He is one of those guys where you know he can do everything. He has great instincts and is very magical."
- DL Calais Campbell

"He's great, man. We love what he's been able to bring to us. Getting out of the pocket and able to do a lot of things. He stepped in and he's been great for us."
- OL Cam Robinson

THE GARDNER MINSHEW II FILE

On what fans should know about him: "I'm a grill master. Throw me on the grill, whatever you want, however you like it cooked, I'll get it done for you."

On his hidden talents: "I'm very good at ping pong. I'm also really good at pool volleyball. I like doing woodworking, craftsman-type stuff."

On who is most responsible for getting to the NFL: "My parents. I'd like to think they raised me right and made me who I am today."


On his nickname while growing up: "I've had a few: G, Gard, Gardner-dog, G-money"

On what animal he would be: "Silverback gorilla because they live in families of 50-60. They make beds out of plants so they live pretty comfortably. They eat good food and swing from trees, so, yeah. I wanted to be Tarzan when I grew up."

On a current Jaguar he looks up to: "Definitely Nick Foles. Just the path that he's taken, the type of person he is through it all, someone that is very inspiring and someone that I want to learn from."

Best advice he ever received: "The only thing you can control is how hard you work."


THE EVOLUTION OF THE 'STACHE




NWCC (2015)



ECU (2017)



WSU (2018)



JAX (2019)

On the origins of the 'stache: "I've done weird facial hair stuff for a long time, but the 'stache caught on [at Washington State]. There were a bunch of us that were going to do it going into fall camp. We get about half way through it and everyone else quit on me. I was like, I'm going to do this longer than anybody and then it just caught on."

On if he thought the cult status would develop: "Absolutely not. It's taken on a life of its own. *It calls the shots now. I'm just along for the ride.*"

AIR IT OUT

Rookie QB **Gardner Minshew II** completed 20 passes of 30-plus yards during his rookie season, marking the second-most 30-yard completions by a rookie since the stat began being tracked in 1991.

PASS COMPLETIONS OF 30+ YARDS, ROOKIES, 1991-2019

RK.	PLAYER (TEAM)	YEAR	COMPLETIONS
1	QB Andrew Luck (IND)	2012	21
2.	QB Gardner Minshew II (JAX)	2019	20
	QB Kyler Murray (ARI)	2019	20
4.	QB Geno Smith (NYJ)	2013	19
	QB Andy Dalton (CIN)	2011	19
	QB Matt Ryan (ATL)	2008	19
	QB Kerry Collins (CAR)	1995	19

OFFENSIVE NOTES



'SHEW CAN RUN, TOO

Rookie QB **Gardner Minshew II** threw 21 TDs while rushing for 344 yards, becoming just the fifth rookie in NFL history to rush for 300-plus yards while throwing at least 20 TD passes.

QBs WITH AT LEAST 300+ YDS RUSHING AND 20+ TD PASSES, ROOKIES, NFL HISTORY

PLAYER (TEAM)	YEAR	RUSHING YDS.	PASSING TDs
QB Robert Griffin III (WAS)	2012	815	26
QB Gardner Minshew (JAX)	2019	344	21
QB Cam Newton (CAR)	2011	706	21
QB Russell Wilson (SEA)	2012	815	20
QB Kyler Murray (ARI)	2019	544	20

BY LAND OR AIR

The 2019 season marked the first time since 2004 that the Jaguars had both a 1,000-yard receiver (WR **DJ Chark Jr.**, 1,008) and 1,000-yard rusher (RB **Leonard Fournette**, 1,152) in the same season. This marks the fifth time in franchise history a Jaguars tandem has accomplished this feat.

1,000 YARD RECEIVERS AND RUSHERS FRANCHISE HISTORY, SINGLE SEASON

YEAR	PLAYERS	YARDS
2019	WR DJ Chark Jr., RB Leonard Fournette	1,008/1,152
2004	WR Jimmy Smith, RB Fred Taylor	1,172/1,224
2002	WR Jimmy Smith, RB Fred Taylor	1,027/1,314
2000	WR Keenan McCardell, WR Jimmy Smith, RB Fred Taylor	1,207/1,213/1,299
1998	WR Jimmy Smith, RB Fred Taylor	1,182/1,223

FOURNETTE FEVER

In 2019, RB **Leonard Fournette** totaled a career-high 1,674 scrimmage yards (1,152 rushing yards and 522 receiving yards). Fournette registered at least 50 scrimmage yards in all 15 games he played and his 111.6 scrimmage yards per game ranked fourth in the NFL and sixth in team history.

SCRIMMAGE YARDS PER GAME, NFL, 2019

RK.	PLAYER (TEAM)	RUSH YARDS	REC. YARDS	YARDS PER GAME
1.	RB Christian McCaffrey (CAR)	1,387	1,005	149.5
2.	RB Dalvin Cook (MIN)	1,135	519	118.1
3.	RB Derrick Henry (TEN)	1,540	206	116.4
4.	RB Leonard Fournette (JAX)	1,152	522	111.6
5.	RB Ezekiel Elliot (DAL)	1,357	420	111.1

SCRIMMAGE YARDS PER GAME, FRANCHISE HISTORY

RK.	PLAYER (YEAR)	RUSH YARDS	REC. YARDS	YARDS PER GAME
1.	RB Fred Taylor (2000)	1,399	240	126.1
2.	RB Maurice Jones-Drew (2011)	1,606	374	123.8
3.	RB Fred Taylor (2003)	1,572	370	121.4
4.	RB Maurice Jones-Drew (2010)	1,324	317	117.2
5.	RB Fred Taylor (2004)	1,224	345	112.1
6.	RB Leonard Fournette (2019)	1,152	522	111.6

NOTE THE QUOTES: ON RB LEONARD FOURNETTE

"He's done a really good job. He really has. You talk about a position where durability always comes into question; I'm talking about the position in itself. He has shown that he can sustain [a full season] of a very tough style of running. He has done a really good job coming of the backfield for us, with the passes. And he improved to do an excellent job in protection."

- HC Doug Marrone

LENNY THE RECEIVER

RB **Leonard Fournette** caught a career-high 76 passes for 522 yards in 2019, marking the fifth-most receptions by an RB in the NFL and the most by an RB in franchise history. Fournette's 76 receptions were the most by a Jaguars player since WR **Allen Robinson** caught 80 passes in 2015.

RECEPTIONS, NFL RBs, 2019

RK.	PLAYER (TEAM)	RECEPTIONS	REC. YARDS
1.	RB Christian McCaffrey (CAR)	116	1,005
2.	RB Austin Ekeler (LAC)	92	993
3.	RB Alvin Kamara (N.O.)	81	533
4.	RB Tarik Cohen (BUF)	79	456
5.	RB Leonard Fournette (JAX)	76	522

RECEPTIONS, SINGLE SEASON RBs, JAGUARS HISTORY

RK.	PLAYER (YEAR)	RECEPTIONS	REC. YARDS
1.	RB Leonard Fournette (2019)	76	522
2.	RB Maurice Jones-Drew (2008)	62	565
3.	RB T.J. Yeldon (2018)	55	487
4.	RB Maurice Jones-Drew (2009)	53	374
5.	RB T.J. Yeldon (2016)	50	312

MODEL OF CONSISTENCY

RB **Leonard Fournette** totaled 1,674 scrimmage yards in 2019, registering at least 50 scrimmage yards in all 15 games in which he appeared in. Fournette was one of four players in the NFL and the only player in the AFC to register at least 50 scrimmage yards in 15 games or more.

GAMES WITH 50-PLUS SCRIMMAGE YARDS, NFL, 2019

RK.	PLAYER (TEAM)	GAMES
1.	RB Ezekiel Elliot (DAL)	16
	RB Christian McCaffrey (CAR)	16
3.	RB Leonard Fournette (JAX)	15
	RB Chris Carson (SEA)	15
5.	Five Players	14

BALANCED ATTACK

RB **Leonard Fournette** is one of five players in the NFL over the last three seasons (2017-19) to total 1,000 rushing yards and 70 receptions in the same season, joining RBs **Christian McCaffrey** (2018 and 2019), **Ezekiel Elliot** (2018), **Saquon Barkley** (2018) and **Le'Veon Bell** (2017). In 2019, Fournette registered 1,152 rushing yards and caught 76 receptions for 522 receiving yards in 2019. His 76 receptions were the most by a Jaguars RB in franchise history.

AT LEAST 1,000 RUSHING YARDS AND 70 RECEPTIONS, NFL, 2017-19, SINGLE SEASON

PLAYER (TEAM)	SEASON	RUSHING YARDS	RECEPTIONS
RB Leonard Fournette (JAX)	2019	1,152	76
RB Christian McCaffrey (CAR)	2019	1,387	116
RB Christian McCaffrey (CAR)	2018	1,098	107
RB Ezekiel Elliot (DAL)	2018	1,434	77
RB Saquon Barkley (NYG)	2018	1,307	91
RB Le'Veon Bell (PIT)	2017	1,291	85

OFFENSIVE NOTES



COUNT 'EM UP

RB **Leonard Fournette** has gained 3,640 career scrimmage yards during his three-year career, the second-most through 36 career games in franchise history. Fournette gained at least 50 scrimmage yards in all 15 games he played in 2019 and recorded 100-plus scrimmage yards in seven of those games. Fournette was the only player in the AFC with 15 games of at least 50 scrimmage yards this season.

TOTAL SCRIMMAGE YARDS, 36 GAMES PLAYED OR FEWER, FRANCHISE HISTORY

RK.	PLAYER	YEARS	SCRIMMAGE YARDS
1.	RB Fred Taylor	1998-00	3,914
2.	RB Leonard Fournette	2017-19	3,640
3.	RB Maurice Jones-Drew	2006-07	2,889
4.	WR Allen Robinson	2014-16	2,515
5.	RB T.J. Yeldon	2015-16	2,270

BIG PLAY CHARK

Second-year WR **DJ Chark Jr.** recorded 10 receptions of at least 30 yards in 2019, tied for fourth in the NFL. Chark joins former WRs **Allen Robinson** (13 in 2015) and **Jimmy Smith** (12 in 1998) as the only players to make at least 10 catches of 30 or more yards in a single season in franchise history.

30-YARD RECEPTIONS, NFL, 2019

RK.	PLAYER (TEAM)	30-PLUS YARD RECEPTIONS	REC. TDS
1.	WR Stefon Diggs (MIN)	13	6
2.	WR Kenny Golladay (DET)	11	11
3.	WR A.J. Brown (TEN)	11	8
4.	WR DJ Chark Jr. (JAX)	10	8
	WR Courtland Sutton (DEN)	10	6
	WR Mike Williams (LAC)	10	2

30-YARD RECEPTIONS, FRANCHISE HISTORY

RK.	PLAYER (TEAM)	30-PLUS YARD RECEPTIONS	REC. TDS
1.	WR Allen Robinson (2015)	13	14
2.	WR Jimmy Smith (1998)	12	8
3.	WR DJ Chark Jr. (2019)	10	8

NOTE THE QUOTES: ON WR DJ CHARK JR.

"He's progressed and continued to take those steps throughout the season. I think the thing that most impresses me about him is he's kept a steady head. His personality has continued to be who he is. He's not changing based on what he's doing on the field, which is really important in this league, just be who you are ... You have to think, you know, his statistics and how he's played, he's among the best in the league right now. We obviously have to, as a team, finish this year strong, but he's heading towards being deserving of [a Pro Bowl] nod."

- QB **Nick Foles**

"I've seen DJ Chark come in every day to work and just want to get better. Even when he's had good days at practice, he's come in the next day really hungry to learn. When you have that type of athletic ability and you are able to listen to critique and get better, the sky is the limit."

- WR **Chris Conley**

"I just come in and work. I've got receivers around me that help me every day. I thank Chris (Conley), I thank (Keelan Cole) because he's always there for me. But like I said, these guys have never given up on me even last year when the outside had comments, the guys in this locker room never doubted me. I wouldn't say surprised."

- WR **DJ Chark Jr.**

1K RECEIVERS

WR **DJ Chark Jr.** posted 1,008 receiving yards in 2019, becoming the fifth Jaguars WR in franchise history to total 1,000 receiving yards in a single season. He was the fifth WR in franchise history to record an 1,000-yard season.

1,000-YARD RECEIVING SEASONS, JAGUARS HISTORY

PLAYER	TOTAL SEASONS	YEARS
WR DJ Chark Jr.	1	2019
WR Allen Hurns	1	2015
WR Allen Robinson	1	2015
WR Jimmy Smith	9	96, 97, 98, 99, 00, 01, 02, 04, 05
WR Keenan McCardell	5	96, 97, 98, 99, 00

NOTE THE QUOTE: WR DJ CHARK JR.

"It's a pretty big accomplishment. My teammates really supported me and really wanted me to get it - my family as well, so it feels good to be able to come through ... I think I grew a lot this year. I've still got a long ways to go - I'm not where I want to be yet. This was a good accomplishment, but there's way more out there to go."

ELITE TRIO

For the first time in franchise history, the Jaguars had three WRs total at least 650 receiving yards. Jacksonville was one of three teams in the NFL to have three players with at least 650 receiving yards. WRs **DJ Chark Jr.** (1,008) and **Chris Conley** (775) each tallied career-highs, while WR **Dede Westbrook** caught 66 passes for 660 yards.

JAGUARS RECEIVING LEADERS, 2019

RK.	PLAYER	RECEPTIONS	YARDS	TDS
1.	WR DJ Chark Jr.	73	1,008	8
2.	WR Chris Conley	47	775	5
3.	WR Dede Westbrook	66	660	3
4.	RB Leonard Fournette	76	522	0
5.	WR Keelan Cole	24	361	3

CONLEY IN THE CLUTCH

WR **Chris Conley** recorded a career-high 775 receiving yards and five TDs on a career-high 47 receptions in 2019. Conley became the only player in the NFL in 2019 to catch two TDs in the final six minutes of a game when he scored twice against Oakland in Week 15, including the game-winning TD with 31 seconds remaining. His 358 fourth-quarter receiving yards ranked fourth in the NFL, while his four TDs in the final stanza were tied for second.

FOURTH QUARTER, RECEIVING YARDS NFL, 2019

RK.	PLAYER (TEAM)	REC'S	YARDS	TDS
1.	WR DeAndre Hopkins (HOU)	33	462	3
2.	WR Michael Thomas (N.O.)	41	460	4
3.	WR Tyler Lockett (SEA)	30	413	1
4.	WR Chris Conley (JAX)	20	358	4
5.	WR Devante Parker (MIA)	24	354	2

NOTE THE QUOTE: WR CHRIS CONLEY

"The thing about Chris, he's been so consistent this year. His work ethic Wednesday, Thursday, Friday, every day he's busting his tail so I know exactly what I'm getting out of Chris. I know exactly where he's going to be, so I'm always comfortable working [with] him. It just so happened the ball has been finding him for big plays, and I'm really happy for him for that."

- QB **Gardner Minshew II**



DEFENSIVE NOTES



TONS OF TFLS

Since he was drafted in 2008, DL **Calais Campbell's** 151 tackles for loss rank second in the NFL, trailing only Houston DE **J.J. Watt's** 158 tackles for loss during that span.

TACKLES FOR LOSS 2008-PRESENT, NFL

Rk.	Player (Teams)	TFL
1.	DE J.J. Watt (HOU)	158
2.	DL Calais Campbell (ARI/JAX)	151
3.	LB Terrell Suggs (BAL/ARI)	142
4.	LB Von Miller (DEN)	135
5.	DL Michael Bennett (five teams)	132

SEASON OF GIVING

On Thursday, Sept. 5, DL **Calais Campbell** and his CRC Foundation announced a season-long campaign of charitable giving to four deserving charities. The four organizations - Feeding Northeast Florida (September), the Clara White Mission (October), Wounded Warrior Project (November) and United Way, targeting mental health awareness (December) - were the beneficiaries of various performance-based metrics.

SEASON OF GIVING

Category	Dollars Donated*
Jaguars Win	\$1,000
Tackle for Loss	\$2,000
Half Sack	\$2,500
Sack	\$5,000
Blocked Kick/Turnover	\$10,000

*Dollars donated per single occurrence. Campbell has donated \$20,000 to Feeding Northeast Florida, the Clara White Mission and the Wounded Warrior Project.

DURABLE D-LINEMAN

DL **Calais Campbell** has played in 186 games with 168 starts during his 12-year career. Campbell's 186 games played and 168 starts are the second- and third-most, respectively, among active defensive linemen in the NFL.

GAMES PLAYED ACTIVE DEFENSIVE LINEMEN, NFL

RK.	PLAYER (TEAMS)	GAMES PLAYED
1.	NT Domata Peko Sr. (CIN/DEN/BAL)	208
2.	DL Calais Campbell (ARI/JAX)	186
3.	NT Brandon Mebane (SEA/LAC)	182
4.	NT Ndamukong Suh (DET/MIA/LAR/T.B.)	158
5.	DT Tyson Alualu (JAX/PIT)	157

GAMES STARTED ACTIVE DEFENSIVE LINEMEN, NFL

RK.	PLAYER (TEAMS)	GAMES STARTED
1.	NT Domata Peko Sr. (CIN/DEN/BAL)	189
2.	NT Brandon Mebane (SEA/LAC)	176
3.	DL Calais Campbell (ARI/JAX)	168
4.	NT Ndamukong Suh (DET/MIA/LAR/T.B.)	158
5.	DE Cameron Jordan (N.O.)	143

CAMPBELL'S SACK LIST

DL **Calais Campbell** has sacked 45 different QBs during his 12-year career. In 2019, he posted 6.5 sacks against four different QBs.

CAMPBELL'S CAREER SACKS BY QB

SACKS	PLAYER	TEAM(S)	SACKS	PLAYER	TEAM(S)
5.5	QB Russell Wilson	SEA	1.5	QB Andrew Luck	IND
4.0	QB Alex Smith	K.C./S.F.		QB Ben Roethlisberger	PIT
	QB Marcus Mariota	TEN		QB Jay Cutler	CHI
	QB Sam Bradford	STL		QB Sam Darnold	NYJ
3.5	QB Tom Savage	HOU	1.0	QB Phillip Rivers	LAC
3.0	QB Blaine Gabbert	S.F./TEN		QB Ryan Tannehill	MIA
	QB Jacoby Brissett	IND		QB Josh Johnson	WAS
3.0	QB Eli Manning	NYG		QB Carson Wentz	PHI
	QB Aaron Rodgers	G.B.		QB Dak Prescott	DAL
	QB Colin Kaepernick	S.F.		QB Josh McGown	NYG
	QB Deshaun Watson	HOU		QB Joe Flacco	BAL/DEN
2.5	QB Matt Hasselback	SEA		QB Kirk Cousins	WAS
	QB Tavaris Jackson	SEA		QB Teddy Bridgewater	MIN
2.0	QB T.J. Yates	HOU		QB Michael Vick	PIT
	QB Andy Dalton	CIN		QB Chad Henne	JAX
	QB Matt Stafford	DET		QB Matt Ryan	ATL
	QB Drew Brees	N.O.		QB Tony Romo	DAL
	QB Tom Brady	N.E.		QB Jimmy Clausen	CAR
	QB Austin Davis	STL		QB Jon Kitna	DAL
	QB Cam Newton	CAR		QB Brett Favre	MIN
				QB Keith Null	STL

CONSISTENT CALAIS

DL **Calais Campbell** had 6.5 sacks in his 2019 Pro Bowl campaign, extending his streak of seasons with at least 5.0 sacks to 11. The closest active streaks to Campbell are two players with at least nine consecutive seasons with at least 5.0 sacks.

AT LEAST 5.0 SACKS, CONSECUTIVE SEASONS, ACTIVE STREAKS

RK.	PLAYER (TEAMS)	SEASONS, STREAK
1.	DL Calais Campbell (ARI/JAX)	2009-19, 11
2.	LB Von Miller (DEN)	2011-19, 9
	DE Ryan Kerrigan (WAS)	2011-19, 9

NOTE THE QUOTES: ON DL CALAIS CAMPBELL

"Calais is my guy. He might be the best leader I've been on the same team with, to share the same jersey with. He makes me want to be better. I get giddy thinking about how good of a person, how great of a teammate he is. He is Duval and I couldn't be happier to have him in the locker room."

- K Josh Lambo

"He's always positive, and it's a tough profession to come out here and be positive all the time. There's so many ups and downs, and disappointments and achievements. Calais has never been about him as the person. And I'm trying to make sure that I do a really good job for him, because the effect that he has, not just on the people that touch him, but the community and just the whole organization. If you had to map out what you were looking for, and the qualities and the things that you want in a person, forget about a football player - just in a person. I think Calais checks every category."

- HC Doug Marrone

DEFENSIVE NOTES



HIT THE SACKS

Since 2017, DE **Yannick Ngakoue** has posted nine multi-sack games (at least 1.5), tied for the fourth-most such games in the NFL during that span. DL **Calais Campbell** has eight multi-sack games since he signed with Jacksonville prior to the 2017 season, tied for sixth in the NFL during that span.

MULTI-SACK GAMES 2017-PRESENT, NFL

RK.	PLAYER (TEAMS)	MULTI-SACK GAMES
1.	DT Aaron Donald (LAR)	14
2.	DE Cameron Jordan (N.O.)	13
3.	DE Chandler Jones (ARI)	11
4.	DE Yannick Ngakoue (JAX)	9
	DE Ryan Kerrigan (WAS)	9
6.	DL Calais Campbell (JAX)	8
	DE Cameron Heyward (PIT)	8
	DE Myles Garrett (CLE)	8
	LB Von Miller (DEN)	8
	LB T.J. Watt (PIT)	8
	DE Joey Bosa (LAC)	8

Campbell is the only player in franchise history to post multiple games with 3.0-plus sacks.

YANN AT NO. 2

DE **Yannick Ngakoue** registered 8.0 sacks in 2019, extending his career total to 37.5. His 37.5 career sacks are second in franchise history, trailing only DE **Tony Brackens** (55.0) and are the most by any player in franchise history through 63 career games.

MOST SACKS, 63 CAREER GAMES PLAYED OR FEWER, FRANCHISE HISTORY

RK.	PLAYER	YEARS	SACKS
1.	DE Yannick Ngakoue	2016-19	37.5
2.	DE Tony Brackens	1996-00	32.0
3.	DE Bobby McCray	2004-07	22.0

MOST SACKS, FRANCHISE HISTORY

RK.	PLAYER	YEARS	SACKS
1.	DE Tony Brackens	1996-03	55.0
2.	DE Yannick Ngakoue	2016-19	37.5
3.	DE Joel Smeenge	1995-00	34.0
4.	DL Calais Campbell	2017-19	31.5
5.	DT John Henderson	2002-09	29.0

YANN GETS STRIP SACKS

Since entering the NFL in 2016, DE **Yannick Ngakoue** has forced 14 fumbles, the fourth-most in the NFL during that span. In Jacksonville's Week 17 game against Indianapolis, Ngakoue stripped Colts QB **Jacoby Brissett**, which led to a DL **Calais Campbell** touchdown.

FORCED FUMBLES, NFL, 2016-19

Rk.	Player (Teams)	FORCED FUMBLES
1.	LB Khalil Mack (OAK/CHI)	17
	LB Chandler Jones (ARI)	17
3.	LB T.J. Watt (PIT)	15
4.	DE Yannick Ngakoue (JAX)	14
5.	DT Aaron Donald (LAR)	13
	LB Lavonte David (T.B.)	13

YOUNG STARS

DE **Josh Allen** (10.0 sacks and two forced fumbles) and DE **Yannick Ngakoue** (8.0 sacks and three forced fumbles) were two of four players 24 years or younger in the NFL with at least 8.0 sacks and two forced fumbles this season.

AT LEAST 8.0 SACKS AND 2 FORCED FUMBLES, 24-YEARS OR YOUNGER, 2019

PLAYER (TEAM)	AGE	SACKS	FFS
DE Yannick Ngakoue (JAX)	24	8	3
DE Josh Allen (JAX)	22	10	2
DE Myles Garrett (CLE)	23	10	2
DE Maxx Crosby (OAK)	22	8.5	3

NOTE THE QUOTE: ON NGAKOU AND ALLEN

"I think you look at both those players and just their work ethic. ... Those two guys work extremely hard, and not just on pass rush, I mean both guys are competing really tough against the run. Josh has really improved in the run game and being disruptive. And Yannick's probably coming off of his best game that he's had from a standpoint of playing the run, rushing the passer. I think those guys take a lot of pride in their work ethic and wanted to be better. I think they both want to be special players in this league."

- HC **Doug Marrone**

NOT JOSHIN' AROUND

Rookie DE **Josh Allen** totaled 10.5 sacks in 2019, surpassing DE **Yannick Ngakoue's** rookie franchise record of 8.0. Allen's 10.5 sacks led the Jaguars and were the most among rookies in the NFL this season. It was tied for the fourth in the NFL among rookies in the last 10 seasons.

SACKS, ROOKIES, 2019, NFL

RK.	PLAYER	DRAFTED	SACKS
1.	DE Josh Allen (JAX)	1st round (7th overall)	10.0
2.	DE Nick Bosa (S.F.)	1st round (3rd overall)	9.0
3.	DE Maxx Crosby (OAK)	4th round (106th overall)	8.5
4.	DE Brian Burns (CAR)	1st round (16th overall)	6.5
	DE Chase Winovich (N.E.)	3rd round (77th overall)	5.5

SACKS, ROOKIES, 2010-19

RK.	PLAYER	SEASON	SACKS
1.	OLB Aldon Smith (S.F.)	2011	14.0
2.	OLB Bradley Chubb (DEN)	2018	12.0
3.	OLB Von Miller (DEN)	2011	11.5
4.	DE Josh Allen (JAX)	2019	10.5
	DE Joey Bosa (LAC)	2016	10.5

SACKS, ROOKIES, FRANCHISE HISTORY

RK.	PLAYER	SEASON	SACKS
1.	DE Josh Allen	2019	10.5
2.	DE Yannick Ngakoue	2016	8.0
3.	DE Tony Brackens	1996	7.0
4.	DT John Henderson	2002	6.5
5.	LB Kevin Hardy	1996	5.5

NOTE THE QUOTE: JOSH ALLEN

"It's a good achievement for myself, but my goal is to win a lot of games. I want to make it all the way to the end and then I'll be OK. Those are the good achievements for my team so if it happens, it happens. But I'm trying to win. I'm trying to win as many games as I can with my team and execute."

DEFENSIVE NOTES



PRO BOWL ROOKIE

DE **Josh Allen** became the first rookie in franchise history to earn a Pro Bowl selection when he was named to the Pro Bowl following his 2019 season. Allen is one of eight defensive linemen to make the Pro Bowl in franchise history.

DEFENSIVE LINEMEN TO MAKE THE PRO BOWL, JAGUARS HISTORY

PLAYER	PRO BOWLS	PRO BOWL YEARS
DE Josh Allen	1	2019
DL Calais Campbell	3	2017, 2018, 2019
DT Malik Jackson	1	2017
DE Yannick Ngakoue	1	2017
DT John Henderson	2	2004, 2006
DT Marcus Stroud	3	2003, 2004, 2005
DT Gary Walker	1	2001
DE Tony Brackens	1	1999

NOTE THE QUOTES: ON JOSH ALLEN

"Good football player. We knew that coming in. I think you're only seeing the surface. I really do. I think that he has the ability to be one of those players that are going to be able to play at a high level for a long period of time. I think that he's handled himself really well. I think Calais Campbell's been a big influence in that. I can't speak for Josh [Allen]. That's what I see. I think that was smart on Josh for him to find someone like Calais and do that stuff, and he's playing well, but he has so much growth left. I mean he's going to get so much better. He's playing well for us, but we really have high expectations for him and what he can do."

- HC **Doug Marrone**

"He is an incredible player, an incredible talent. He led all rookies in sacks, he gets a lot of pressure, he affects the game and he makes my job a lot easier."

- DL **Calais Campbell**

"You take a young man that high, you want to have production, and he's given us production. He's a big, strong kid, does a nice job in the run game, too. He's a complete player and he studies the game well."

- DC **Todd Wash**

WILSON, THE WARRIOR

S **Jarrold Wilson** was one of five players in the NFL to play 100 percent of their team's defensive snaps in 2019. In his first year as a starter, the fourth-year safety totaled a team-high 73 tackles, four passes defensed, two INTs and one forced fumble.

PLAYERS TO PLAY 100 PERCENT OF DEFENSIVE SNAPS, NFL, 2019

PLAYER (TEAM)	DEF. SNAPS
LB Jordan Hicks (JAX)	1,132
S Tre Boston (CAR)	1,097
S Jarrold Wilson (DEN)	1,049
S Justin Simmons (DEN)	1,049
S Malcolm Jenkins	1,010

NOTE THE QUOTE: ON JARROLD WILSON

"He is executing at a very high level. He is really our communicator in the back end. [You notice] the durability, for sure. It is a physical game and he has played every snap. With him, obviously not just defense, but special teams, there is a big trust factor from us as a coaching staff, that whatever we do, whatever we ask him to do, he's going to go out and execute. You have to give credit to the kid for executing not only on defense, but on special teams."

- DC **Todd Wash**

PAYNE TRAIN

LB **Donald Payne** became the Jaguars full-time starter at LB in Week 13 and posted 58 tackles through the last four weeks of a season, the most in the NFL during that span. Payne was signed as a veteran free agent on Oct. 22, 2019.

TOTAL TACKLES, WEEKS 13-17

RK.	PLAYER	TOTAL TACKLES	TACKLES PER GAME
1.	LB Donald Payne (JAX)	58	11.6
2.	LB Todd Davis (DEN)	56	11.2
3.	LB Anthony Walker (IND)	54	10.8
	LB Bobby Wagner (SEA)	54	10.8
5.	LB Darius Leonard (IND)	50	10.0

TRE'S TIME

Second-year CB **Tre Herndon** started 14 games in 2019 and registered 54 tackles, 13 passes defensed and three INTs. His three INTs were tied for third among players 23-or-younger and second among undrafted CBs in 2019.

INTERCEPTIONS, PLAYERS 23-OR-YOUNGER, NFL, 2019

RK.	PLAYER (TEAM)	DRAFTED	INT
1.	S Minkah Fitzpatrick (PIT/MIA)	11th overall, 2018	5
2.	S Marcus Williams (N.O.)	42nd overall, 2017	4
3.	CB Tre Herndon (JAX)	Undrafted	3
	S Jessie Bates (CIN)	54th overall, 2018	3
	CB Marlon Humphrey (BAL)	16th overall, 2017	3
	CB Sean Murphy-Bunting (T.B.)	39th overall, 2019	3

NOTE THE QUOTE: ON TRE HERNDON

"The first time I met Tre when he was a rookie, he was already a pro. He has always been the same every day. He is a quiet guy who keeps his head down ... Him getting two picks in one game - that was a proud moment for me. He is going to have more plays to come, and I'm excited to see it."

- CB **A.J. Bouye**

"He is playing extremely well right now. He has not given up very many explosive plays. Guys are going to catch a ball on everybody at some point in time, but we are really pleased with his progress. He does exactly what we want him to do, not only in the pass game, but the run game ... I think the way he is playing is really a lot of credit to him. He has made himself. I think our coaches have done a nice job with Tre, and he is playing real well."

- DC **Todd Wash**

WE CAN SCORE, TOO

Since Head Coach **Doug Marrone** became the Jaguars head coach in 2017, Jacksonville has scored 11 defensive TDs, tied for second in the league in that span. In 2019, Jacksonville scored two defensive TDs, including a DL **Calais Campbell** fumble return for a TD in the Jaguars' season finale.

DEFENSIVE TDs, NFL, 2017-19

RK.	TEAM	DEFENSIVE TDS	INT TD	FR TD
1.	Baltimore	14	5	9
2.	Jacksonville	11	6	5
	Los Angeles Rams	11	8	3
	Tampa Bay	11	3	8

SPECIAL TEAMS NOTES



LAMBO-MATIC

K **Josh Lambo** connected on a franchise-record 33 FGs in 2019, the second-most made FGs in the NFL. His 97.1 percent FG rate led the NFL among kickers with at least 15 FG attempts in 2019. Since signing with the Jaguars in 2017, he has made 71 of 75 attempts (94.7 pct.), the highest percentage in the NFL during that span (min. 15 attempts).

FIELD GOALS MADE, SINGLE SEASON, JAGUARS HISTORY

RK.	PLAYER (YEAR)	FGM	FGA	FG%
1.	K Josh Lambo (2019)	33	34	97.1
2.	K Mike Hollis (1997)	31	36	86.1
	K Mike Hollis (1999)	31	38	81.6
4.	K Mike Hollis (1996)	30	36	83.3
5.	K Jason Myers (2016)	27	34	79.4

FIELD GOAL PERCENTAGE, NFL, 2019 (MIN: 15 ATTEMPTS)

RK.	PLAYER (TEAM)	FGM	FGA	FG%
1.	K Josh Lambo (JAX)	33	34	97.1
2.	K Justin Tucker (BAL)	28	29	96.6
3.	K Chris Boswell (PIT)	29	31	93.5
4.	K Dan Bailey (MIN)	27	29	93.1
5.	K Mason Crosby (G.B.)	22	24	91.7

FIELD GOAL PERCENTAGE, NFL, 2017-2019 (MIN. 15 ATTEMPTS)

RK.	PLAYER (TEAM)	FGM	FGA	FG%
1.	K Josh Lambo (JAX)	71	75	94.7
2.	K Graham Gano (CAR)	43	46	93.5
3.	K Justin Tucker (BAL)	97	105	92.4
4.	K Harrison Butker (K.C.)	96	107	89.7
5.	K Robbie Gould (S.F.)	95	106	89.6

LAMBO FROM LONG RANGE

K **Josh Lambo** has connected on 10 of 11 FG attempts of at least 50 yards since 2017, including all four of his attempts in 2019. Lambo's 90.9 pct. on FGs of at least 50 yards is the highest conversion rate in the NFL among active kickers during that span and the highest in Jaguars history (min. 5 attempts).

FIELD GOAL PERCENTAGE, 50-PLUS YARDS, ACTIVE KICKERS, NFL, 2017-19 (MIN. 5 ATTEMPTS)

RK.	PLAYER (TEAM)	FGM	FGA	FG%
1.	K Josh Lambo (JAX)	10	11	90.9
2.	K Chris Boswell (PIT)	6	7	85.7
3.	K Aldrick Rosas (NYG)	7	9	77.8
4.	K Greg Zuerlein (LAR)	15	20	75.0
5.	K Justin Tucker (BAL)	11	15	73.3

FIELD GOAL PERCENTAGE, 50-PLUS YARDS, JAGUARS HISTORY

RK.	PLAYER (YEARS)	FGM	FGA	FG%
1.	K Josh Lambo (2017-19)	10	11	90.9
2.	K Mike Hollis (1995-2001)	10	14	71.4
3.	K Josh Scobee (2004-14)	26	42	61.9
4.	K Jason Myers (2015-17)	10	19	52.6

TOP PERCENT

K **Josh Lambo**, who was acquired by Jacksonville on Oct. 17, 2017, has made 71 of 75 FGs (94.7 FG pct.) for the Jaguars, including all 42 attempts in home games (all 37 attempts at TIAA Bank Field and all five attempts at Wembley Stadium). Lambo has the highest FG percentage (94.7) in franchise history among kickers with at least 10 attempts. Lambo connected on 33 of 34 attempts this season, including a 33-yard game-winning FG in Week 4 at Denver and all four FG attempts of 50-plus yards.

JAGUARS ALL-TIME KICKERS, (MIN: 10 ATTEMPTS)

RK.	NAME (YEARS)	GAMES	XPM/XPA	XP%	FGM/FGA	FG%
1.	K Josh Lambo (2017-19)	39	60/64	93.8	71/75	94.7
2.	K Jason Myers (2015-17)	33	62/73	84.9	57/69	82.6
3.	K John Carney (2007)	8	20/21	95.2	9/11	81.8
4.	K Josh Scobee (2004-14)	168	317/322	98.4	235/291	80.8
5.	K Mike Hollis (1995-2001)	108	239/242	98.8	175/217	80.6
6.	K Tim Seder (2002)	5	11/11	100.0	8/12	66.7
7.	K Seth Marter (2003)	16	30/30	100.0	20/33	60.6

SECOND-YEAR SPECIALIST

P **Logan Cooke** posted a 44.5 net punting average, tied for the highest in the NFL in 2019 (min. 10 punts) and the highest mark in franchise history. Cooke's 44.5-yard net punting average is tied for the fourth-highest in the NFL since the stat began being tracked in 2000 (min. 10 punts).

HIGHEST NET PUNTING AVERAGE, NFL, 2019 (MIN. 10 PUNTS)

RK.	PLAYER (TEAM)	NET AVG.
1.	P Logan Cooke (JAX)	44.5
	P Bryan Anger (HOU)	44.5
3.	P Tress Way (WAS)	44.1
4.	P Brett Kern (TEN)	43.1
	P Thomas Morstead (N.O.)	43.1

HIGHEST NET PUNTING AVERAGE, FRANCHISE HISTORY, SINGLE SEASON (MIN. 10 PUNTS)

RK.	PLAYER	YEAR	NET AVG.
1.	P Logan Cooke	2019	44.5
2.	P Logan Cooke	2018	41.3
3.	P Bryan Anger	2012	40.8
4.	P Bryan Anger	2013	40.5
5.	P Bryan Anger	2013	40.5

COOKE'S CORNER

P **Logan Cooke** has placed 61 punts inside the 20 since he was drafted in 2018, tied for fourth of any player during that span. Cooke tallied 25 punts inside the 20-yard line in 2019.

PUNTS INSIDE THE 20, NFL, 2017-18

RK.	PLAYER (TEAM)	PUNTS INSIDE THE 20
1.	P Brett Kern (TEN)	76
2.	P Tress Way (WAS)	71
3.	P Sam Martin (DET)	63
4.	P Logan Cooke (JAX)	61
	P Michael Dickson (SEA)	61



ROSTER BREAKDOWN

ALPHABETICAL



NO	NAME	POS	HT	WT	DOB	AGE	EXP	COLLEGE	HOMETOWN	HOW ACQ.
53	Allen, Dakota	LB	6-1	232	11/2/95	24	R	Texas Tech	Humble, Texas	PS (LAR)-'19
41	Allen, Josh	DE	6-5	262	7/13/97	22	R	Kentucky	Montclair, N.J.	D1-'19
23	Armstead, Ryquell	RB	5-11	220	10/30/96	23	R	Temple	Millville, N.J.	D5-'19
16	Board, C.J.	WR	6-1	181	12/12/93	26	1	Chattanooga	Clarksville, Tenn.	PS (JAX)-'19
21	Bouye, A.J.	CB	6-0	191	8/16/91	28	7	Central Florida	Tucker, Ga.	UFA (Hou.)-'17
59	Brown, Preston	LB	6-1	251	10/27/92	27	6	Louisville	Cincinnati, Ohio	W (Oak.)-'19
90	Bryan, Taven	DL	6-5	291	3/11/96	23	2	Florida	Casper, Wyo.	D1-'18
58	Calitro, Austin	LB	6-0	240	1/10/94	25	3	Villanova	Danbury, Conn.	W (Sea.)-'19
93	Campbell, Calais	DL	6-8	300	9/1/86	33	12	Miami (Fla.)	Aurora, Colo.	UFA (Ari.)-'17
60	Cann, A.J.	OL	6-3	315	10/3/91	28	5	South Carolina	Bamberg, S.C.	D3-'15
17	Chark Jr., DJ	WR	6-4	198	9/23/96	23	2	Louisiana State	Alexandria, La.	D2-'18
84	Cole, Keelan	WR	6-1	194	4/20/93	26	3	Kentucky Wesleyan	Louisville, Ky.	FA-'17
18	Conley, Chris	WR	6-3	205	10/25/92	27	5	Georgia	Dallas, Ga.	UFA (K.C.)-'19
9	Cooke, Logan	P	6-5	230	7/28/95	24	2	Mississippi State	Darbus, Miss.	D7b-'18
79	Davis, Carl	DT	6-5	320	3/2/92	27	5	Iowa	Detroit, Mich.	FA-'19
22	Davis, Cody	S	6-2	203	6/6/89	30	7	Texas Tech	Stephenville, Texas	UFA (LAR)-'18
88	DeValve, Seth	TE	6-3	245	1/29/93	26	4	Princeton	Manchester, Conn.	W (Cle.)-'19
1	Dobbs, Joshua	QB	6-3	219	1/26/95	24	3	Tennessee	Alpharetta, Ga.	T (Pit.)-'19
7	Foles, Nick	QB	6-6	243	1/20/89	30	8	Arizona	Austin, Texas	UFA (Phi)-'19
27	Fournette, Leonard	RB	6-0	228	1/18/95	24	3	Louisiana State	New Orleans, La.	D1-'17
61	Gauthier, Tyler	OL	6-5	305	6/29/97	22	R	Miami (Fla.)	Venice, Fla.	PS (N.E.)-'19
43	Giles-Harris, Joe	LB	6-2	234	4/1/97	22	R	Duke	Nyack, N.Y.	PS (JAX)-'19
36	Harrison, Ronnie	S	6-3	207	4/18/97	22	2	Alabama	Tallahassee, Fla.	D3-'18
25	Hayden, D.J.	CB	5-11	190	6/27/90	29	7	Houston	Houston, Texas	UFA (Det.)-'18
37	Herndon, Tre	CB	5-11	185	3/5/96	23	2	Vanderbilt	Chattanooga, Tenn	FA-'18
48	Jacobs, Leon	LB	6-2	246	10/3/95	24	2	Wisconsin	San Pedro, Calif.	D7a-'18
95	Jones, Abry	DT	6-4	318	9/8/91	28	7	Georgia	Warner Robins, Ga.	FA-'13
85	Jones, Charles	TE	6-4	255	8/5/96	23	R	Tulane	New Orleans, La.	PS (JAX)-'19
83	Koyack, Ben	TE	6-5	258	4/9/93	26	4	Notre Dame	Oil City, Pa.	FA-'19
4	Lambo, Josh	K	6-0	215	11/19/90	29	5	Texas A&M	Lansing, Mich.	FA-'17
65	Linder, Brandon	OL	6-6	315	1/25/92	27	6	Miami (Fla.)	Southwest Ranches, Fla.	D3-'14
34	McNichols, Jeremy	RB	5-9	205	12/26/95	24	1	Boise State	Long Beach, Calif.	PS (JAX)-'19
39	Middleton, Doug	S	6-0	210	9/25/93	26	3	Appalachain State	Winston-Salem, N.C.	PS (JAX)-'19
15	Minshew II, Gardner	QB	6-1	225	5/16/96	23	R	Washington State	Brandon, Miss.	D6-'19
91	Ngakoue, Yannick	DE	6-2	246	3/31/95	24	4	Maryland	Bowie, Md.	D3-'16
35	Nickerson, Parry	CB	5-10	182	10/11/94	25	2	Tulane	New Orleans, La.	PS (JAX)-'19
68	Norwell, Andrew	OL	6-6	325	10/25/91	28	6	Ohio State	Cincinnati, Ohio	UFA (Car.)-'18
77	Ogbuehi, Cedric	OL	6-5	308	4/25/92	27	5	Texas A&M	Allen, Texas	UFA (Cin)-'19
86	O'Leary, Nick	TE	6-3	252	8/31/92	27	4	Florida State	Palm Beach Gardens, Fla.	FA-'19
46	Orzech, Matthew	LS	6-3	246	4/12/95	24	R	Azusa Pacific	Menifee, Calif.	W (Bal.)-'19
33	Ozigbo, Devine	RB	6-2	225	10/2/96	23	R	Nebraska	Sachse, Texas	W (N.O.)-'19
54	Payne, Donald	LB	5-11	217	7/12/94	25	3	Stetson	Fayetteville, Ga.	FA-'19
76	Richardson Jr., Will	OL	6-6	306	1/4/96	23	2	North Carolina State	Burlington, N.C.	D4-'18
74	Robinson, Cam	OL	6-6	320	10/9/95	24	3	Alabama	West Monroe, La.	D2-'17
98	Russell, Dontavius	DT	6-3	320	9/18/95	24	R	Auburn	Carrolton, Ga.	D7-'19
69	Shatley, Tyler	OL	6-3	310	5/5/91	28	6	Clemson	Icard, N.C.	FA-'14
94	Smoot, Dawuane	DE	6-3	264	3/2/95	24	3	Illinois	Groveport, Ohio	D3-'17
97	Spence, Akeem	DT	6-1	303	11/29/91	28	7	Illinois	Fort Walton Beach, Fla.	FA-'19
75	Taylor, Jawaan	OL	6-5	312	11/25/97	22	R	Florida	Cocoa, Fla.	D2-'19
40	Watson, Brandon	CB	5-11	198	7/11/95	24	R	Michigan	Wilmington, Del.	PS (JAX)-'19
12	Westbrook, Dede	WR	6-0	178	11/21/93	26	3	Oklahoma	Cameron, Texas	D4-'17
26	Wilson, Jarrod	S	6-2	210	2/9/94	25	4	Michigan	Akron, Ohio	FA-'16
42	Wingard, Andrew	S	6-0	209	12/5/96	23	R	Wyoming	Arvada, Colo.	FA-'19

NUMERICAL



NO	NAME	POS	HT	WT	DOB	AGE	EXP	COLLEGE	HOMETOWN	HOW ACQ.
1	Joshua Dobbs	QB	6-3	219	1/26/95	24	3	Tennessee	Alpharetta, Ga.	T (Pit.)-'19
4	Josh Lambo	K	6-0	215	11/19/90	29	5	Texas A&M	Lansing, Mich.	FA-'17
7	Nick Foles	QB	6-6	243	1/20/89	30	8	Arizona	Austin, Texas	UFA (Phi.)-'19
9	Logan Cooke	P	6-5	230	7/28/95	24	2	Mississippi State	Darburn, Miss.	D7b-'18
12	Dede Westbrook	WR	6-0	178	11/21/93	26	3	Oklahoma	Cameron, Texas	D4-'17
15	Gardner Minshew II	QB	6-1	225	5/16/96	23	R	Washington State	Brandon, Miss.	D6-'19
16	C.J. Board	WR	6-1	181	12/12/93	26	1	Chattanooga	Clarksville, Tenn.	PS (JAX)-'19
17	DJ Chark Jr.	WR	6-4	198	9/23/96	23	2	Louisiana State	Alexandria, La.	D2-'18
18	Chris Conley	WR	6-3	205	10/25/92	27	5	Georgia	Dallas, Ga.	UFA (K.C.)-'19
21	A.J. Bouye	CB	6-0	191	8/16/91	28	7	Central Florida	Tucker, Ga.	UFA (Hou.)-'17
22	Cody Davis	S	6-2	203	6/6/89	30	7	Texas Tech	Stephenville, Texas	UFA (LAR)-'18
23	Ryquell Armstead	RB	5-11	220	10/30/96	23	R	Temple	Millville, N.J.	D5-'19
25	D.J. Hayden	CB	5-11	190	6/27/90	29	7	Houston	Houston, Texas	UFA (Det.)-'18
26	Jarrold Wilson	S	6-2	210	1/23/94	25	4	Michigan	Akron, Ohio	FA-'16
27	Leonard Fournette	RB	6-0	228	1/18/95	24	3	Louisiana State	New Orleans, La.	D1-'17
33	Devine Ozigbo	RB	6-2	225	10/2/96	23	R	Nebraska	Sachse, Texas	W (N.O.)-'19
34	Jeremy McNichols	RB	5-9	205	12/26/95	24	1	Boise State	Long Beach, Calif.	PS (JAX)-'19
35	Parry Nickerson	CB	5-10	182	10/11/94	25	2	Tulane	New Orleans, La.	PS (JAX)-'19
36	Ronnie Harrison	S	6-3	207	4/18/97	22	2	Alabama	Tallahassee, Fla.	D3-'18
37	Tre Herndon	CB	5-11	185	3/5/96	23	2	Vanderbilt	Chattanooga, Tenn.	FA-'18
39	Doug Middleton	S	6-0	210	9/25/93	26	3	Appalachain State	Winston-Salem, N.C.	PS (JAX)-'19
40	Brandon Watson	CB	5-11	198	7/11/95	24	R	Michigan	Wilmington, Del.	PS (JAX)-'19
41	Josh Allen	DE	6-5	262	7/13/97	22	R	Kentucky	Montclair, N.J.	D1-'19
42	Andrew Wingard	S	6-0	209	12/5/96	23	R	Wyoming	Arvada, Colo.	FA-'19
43	Joe Giles-Harris	LB	6-2	234	4/1/97	22	R	Duke	Nyack, N.Y.	PS-'19
46	Matthew Orzech	LS	6-3	246	4/12/95	24	R	Azusa Pacific	Menifee, Calif.	W (Bal.)-'19
48	Leon Jacobs	LB	6-2	246	10/3/95	24	2	Wisconsin	San Pedro, Calif.	D7a-'18
53	Dakota Allen	LB	6-1	232	11/2/95	24	R	Texas Tech	Humble, Texas	PS (LAR)-'19
54	Donald Payne	LB	5-11	217	7/12/94	25	3	Stetson	Fayetteville, Ga.	FA-'19
58	Austin Calitro	LB	6-0	240	1/10/94	25	3	Villanova	Danbury, Conn.	W (Sea.)-'19
59	Preston Brown	LB	6-1	251	10/27/92	27	6	Louisville	Cincinnati, Ohio	W (Oak.)-'19
60	A.J. Cann	OL	6-3	315	10/3/91	28	5	South Carolina	Bamberg, S.C.	D3-'15
61	Tyler Gauthier	OL	6-5	305	6/29/97	22	R	Miami (Fla.)	Venice, Fla.	PS (N.E.)-'19
65	Brandon Linder	OL	6-6	315	1/25/92	27	6	Miami (Fla.)	Southwest Ranches, Fla.	D3-'14
68	Andrew Norwell	OL	6-6	325	10/25/91	28	6	Ohio State	Cincinnati, Ohio	UFA (Car.)-'18
69	Tyler Shatley	OL	6-3	310	5/5/91	28	6	Clemson	Icard, N.C.	FA-'14
74	Cam Robinson	OL	6-6	320	10/9/95	24	3	Alabama	West Monroe, La.	D2-'17
75	Jawaan Taylor	OL	6-5	312	11/25/97	22	R	Florida	Cocoa, Fla.	D2-'19
76	Will Richardson Jr.	OL	6-6	306	1/4/96	23	2	North Carolina State	Burlington, N.C.	D4-'18
77	Cedric Ogbuehi	OL	6-5	308	4/25/92	27	5	Texas A&M	Allen, Texas	UFA (Cin.)-'19
79	Carl Davis	DT	6-5	320	3/2/92	27	5	Iowa	Detroit, Mich.	FA-'19
83	Ben Koyack	TE	6-5	258	4/9/93	26	4	Notre Dame	Oil City, Pa.	FA-'19
84	Keelan Cole	WR	6-1	194	4/20/93	26	3	Kentucky Wesleyan	Louisville, Ky.	FA-'17
85	Charles Jones	TE	6-4	255	8/5/96	23	R	Tulane	New Orleans, La.	PS (JAX)-'19
86	Nick O'Leary	TE	6-3	252	8/31/92	27	4	Florida State	Palm Beach Gardens, Fla.	FA-'19
88	Seth DeValve	TE	6-3	245	1/29/93	26	4	Princeton	Manchester, Conn.	W (Cle.)-'19
90	Taven Bryan	DL	6-5	291	3/11/96	23	2	Florida	Casper, Wyo.	D1-'18
91	Yannick Ngakoue	DE	6-2	246	3/31/95	24	4	Maryland	Bowie, Md.	D3-'16
93	Calais Campbell	DL	6-8	300	9/1/86	33	12	Miami (Fla.)	Aurora, Colo.	UFA (Ari.)-'17
94	Dawuane Smoot	DE	6-3	264	3/2/95	24	3	Illinois	Groveport, Ohio	D3-'17
95	Abry Jones	DT	6-4	318	9/8/91	28	7	Georgia	Warner Robins, Ga.	FA-'13
97	Akeem Spence	DT	6-1	303	11/29/91	28	7	Illinois	Fort Walton Beach, Fla.	FA-'19
98	Dontavius Russell	DT	6-3	320	9/18/95	24	R	Auburn	Carrollton, Ga.	D7-'19

PRACTICE SQUAD

14	Jayson Stanley	WR/CB	6-2	207	4/24/97	22	R	Georgia	Fairburn, Ga.	FA-'19
24	Paul Perkins	RB	5-11	213	11/16/94	25	3	UCLA	Chandler, Ariz.	FA-'19
45	Joe Dineen	LB	6-2	235	3/26/96	23	1	Kansas	Lawrence, Kan.	FA-'19
67	Ryan Pope	OL	6-7	315	10/17/96	23	R	San Diego State	Long Beach, Calif.	FA-'19
72	Blake Hance	OL	6-5	310	1/11/96	23	R	Northwestern	Jacksonville, Ill.	FA-'19
78	Dewayne Hendrix	DE	6-4	290	6/3/95	24	R	Pittsburgh	O'Fallon, Ill.	FA-'19
81	Matt Sokol	TE	6-5	249	11/9/95	24	R	Michigan State	Rochester, Mich.	FA-'19
96	Chuck Harris	DE	6-4	265	11/23/97	22	R	Buffalo	Detroit, Mich.	FA-'19

DEPTH CHART



Offense

WR:	18 Chris Conley	84 Keelan Cole		
LT:	74 Cam Robinson	77 Cedric Ogbuehi		
LG:	68 Andrew Norwell			
C:	65 Brandon Linder	69 Tyler Shatley	61 Tyler Gauthier	
RG:	60 A.J. Cann	76 Will Richardson Jr.		
RT:	75 Jawaan Taylor	77 Cedric Ogbuehi		
TE:	88 Seth DeValve	86 Nick O'Leary	83 Ben Koyack	85 Charles Jones
WR:	12 Dede Westbrook			
QB:	15 Gardner Minshew II	7 Nick Foles	1 Joshua Dobbs	
RB:	27 Leonard Fournette	23 Ryquell Armstead	33 Devine Ozigbo	34 Jeremy McNichols
WR:	17 DJ Chark Jr.	16 C.J. Board		

Defense

DE	91 Yannick Ngakoue	41 Josh Allen		
NT	95 Abry Jones	98 Dontavius Russell		
DT	90 Taven Bryan	97 Akeem Spence	79 Carl Davis	
DE	93 Calais Campbell	94 Dawuane Smoot		
WLB	58 Austin Calitro	59 Preston Brown		
MLB	54 Donald Payne	43 Joe Giles-Harris		
SLB	48 Leon Jacobs	53 Dakota Allen		
LCB	37 Tre Herndon	25 D.J. Hayden	40 Brandon Watson	
FS	26 Jarrod Wilson	42 Andrew Wingard	22 Cody Davis	
SS	36 Ronnie Harrison	39 Doug Middleton		
RCB	21 A.J. Bouye	35 Parry Nickerson		

Special Teams

PK	4 Josh Lambo		
P	9 Logan Cooke		
H	9 Logan Cooke		
LS	46 Matthew Orzech		
PR	12 Dede Westbrook		
KR	84 Keelan Cole	12 Dede Westbrook	

_____ = Rookie

PRONUNCIATION GUIDE	
Ryquell Armstead	ruh-KWELL
A.J. Bouye	BOY-yay
Taven Bryan	TAY-ven
Calais Campbell	kuh-LAY-us
A.J. Cann	CAN
Austin Calitro	cuh-lee-tro
Seth DeValve	duh-VALVE
Tyler Gauthier	GOTH-year
Abry Jones	AY-bree
Yannick Ngakoue	yah-NEEK in-GAH-kway
Cedric Ogbuehi	o-BWAY-hee
Devine Ozigbo	oh-ZIG-bo
Matt Orzech	ORR-zeck
Dawuane Smoot	duh-WAHN
Jarrod Wilson	JARE-id
Andrew Wingard	WING-urd

EXPERIENCE



NO	NAME	POS	HT	WT	DOB	AGE	EXP	COLLEGE	HOMETOWN
12th Year (1)									
93	Campbell, Calais	DL	6-8	300	9/1/86	32	11	Miami (Fla.)	Aurora, Co.
8th Year (1)									
7	Foles, Nick	QB	6-6	243	1/20/89	30	8	Arizona	Austin, Texas
7th Year (5)									
21	Bouye, A.J.	CB	6-0	191	8/16/91	28	7	Central Florida	Tucker, Ga.
22	Davis, Cody	S	6-2	203	6/6/89	30	7	Texas Tech	Stephenville, Texas
25	Hayden, D.J.	CB	5-11	190	6/27/90	29	7	Houston	Houston, Texas
95	Jones, Abry	DT	6-4	318	9/8/91	28	7	Georgia	Warner Robins, Ga.
97	Spence, Akeem	DT	6-1	303	11/29/91	28	7	Illinois	Fort Walton Beach, Fla.
6th Year (4)									
59	Brown, Preston	LB	6-1	251	10/27/92	27	6	Louisville	Cincinnati, Ohio
65	Linder, Brandon	OL	6-6	315	1/25/92	27	6	Miami (Fla.)	Southwest Ranches, Fla.
68	Norwell, Andrew	OL	6-6	325	10/25/91	27	6	Ohio State	Cincinnati, Ohio
69	Shatley, Tyler	OL	6-3	310	5/5/91	28	6	Clemson	Icard, N.C.
5th Year (5)									
60	Cann, A.J.	OL	6-3	315	10/3/91	27	5	South Carolina	Bamberg, S.C.
18	Conley, Chris	WR	6-3	205	10/25/92	26	5	Georgia	Dallas, Ga.
79	Davis, Carl	DT	6-5	320	3/2/92	27	5	Iowa	Detroit, Mich.
4	Lambo, Josh	K	6-0	215	11/19/90	28	5	Texas A&M	Lansing, Mich.
77	Ogbuehi, Cedric	OL	6-5	308	4/25/92	27	5	Texas A&M	Allen, Texas
4th Year (5)									
88	DeValve, Seth	TE	6-3	245	1/29/93	26	4	Princeton	Manchester, Conn.
83	Koyack, Ben	TE	6-5	258	4/9/93	26	4	Notre Dame	Oil City, Pa.
91	Ngakoue, Yannick	DE	6-2	246	3/31/95	24	4	Maryland	Bowie, Md.
86	O'Leary, Nick	TE	6-3	252	8/31/92	27	5	Florida State	Palm Beach Gardens, Fla.
26	Wilson, Jarrod	S	6-2	210	2/9/94	25	4	Michigan	Akron, Ohio
3rd Year (9)									
58	Calitro, Austin	LB	6-0	240	1/10/94	25	3	Villanova	Danbury, Conn.
84	Cole, Keelan	WR	6-1	194	4/20/93	26	3	Kentucky Wesleyan	Louisville, Ky.
1	Dobbs, Joshua	QB	6-3	216	1/26/95	24	3	Tennessee	Alpharetta, Ga.
27	Fournette, Leonard	RB	6-0	228	1/18/95	24	3	Louisiana State	New Orleans, La.
39	Middleton, Doug	S	6-0	210	9/25/93	26	3	Appalachian State	Winston-Salem, N.C.
54	Payne, Donald	LB	5-11	217	7/12/94	25	3	Stetson	Fayetteville, Ga.
74	Robinson, Cam	OL	6-6	320	10/9/95	24	3	Alabama	West Monroe, La.
94	Smoot, Dawuane	DE	6-3	264	3/21/95	24	3	Illinois	Groveport, Ohio
12	Westbrook, Dede	WR	6-0	178	11/21/93	26	3	Oklahoma	Cameron, Texas
2nd Year (8)									
90	Bryan, Taven	DL	6-5	291	3/11/96	23	2	Florida	Casper, Wyo.
17	Chark Jr., DJ	WR	6-4	198	9/23/96	23	2	Louisiana State	Alexandria, La.
9	Cooke, Logan	P	6-5	230	7/28/95	24	2	Mississippi State	Darbus, Miss.
36	Harrison, Ronnie	S	6-3	207	4/18/97	22	2	Alabama	Tallahassee, Fla.
41	Herndon, Tre	CB	5-11	185	3/5/96	23	2	Vanderbilt	Chattanooga, Tenn
48	Jacobs, Leon	LB	6-2	246	10/3/95	24	2	Wisconsin	San Pedro, Calif.
35	Nickerson, Parry	CB	5-10	182	10/11/94	25	2	Tulane	New Orleans, La.
76	Richardson Jr., Will	OL	6-6	306	1/4/96	23	2	North Carolina State	Burlington, N.C.
1st Year (2)									
16	Board, C.J.	WR	6-1	181	12/12/93	26	1	Chattanooga	Clarksville, Tenn.
34	McNichols, Jeremy	RB	5-9	205	12/26/95	24	1	Boise State	Long Beach, Calif.
Rookies (13)									
53	Allen, Dakota	LB	6-1	232	11/2/95	24	R	Texas Tech	Humble, Texas
41	Allen, Josh	DE	6-5	262	7/13/97	22	R	Kentucky	Montclair, N.J.
23	Armstead, Ryquell	RB	5-11	220	10/30/96	23	R	Temple	Millville, N.J.
61	Gauthier, Tyler	OL	6-5	305	6/29/97	22	R	Miami (Fla.)	Venice, Fla.
43	Giles-Harris, Joe	LB	6-2	234	4/1/97	22	R	Duke	Nyack, N.Y.
85	Jones, Charles	TE	6-4	255	8/5/96	23	R	Tulane	New Orleans, La.
15	Minshew II, Gardner	QB	6-1	225	5/16/96	23	R	Washington State	Flowood, Miss.
46	Orzech, Matthew	LS	6-3	246	4/12/95	24	R	Azusa Pacific	Menifee, Calif.
33	Ozigbo, Devine	RB	6-2	225	10/2/96	23	R	Nebraska	Sachse, Texas
98	Russell, Dontavius	DT	6-3	320	9/18/95	24	R	Auburn	Carrolton, Ga.
75	Taylor, Jawaan	OL	6-5	312	11/25/97	22	R	Florida	Cocoa, Fla.
40	Watson, Brandon	CB	5-11	198	7/11/95	24	R	Michigan	Wilmington, Del.
42	Wingard, Andrew	S	6-0	209	12/5/96	23	R	Wyoming	Arvada, Colo.

BY POSITION



OFFENSE (25)

	NO	NAME	POS	HT	WT	EXP	COLLEGE
3	QUARTERBACKS						
	1	Dobbs, Joshua	QB	6-3	216	3	Tennessee
	7	Foles, Nick	QB	6-6	243	8	Arizona
	15	Minschew II, Gardner	QB	6-1	225	R	Washington State
4	RUNNING BACKS						
	23	Armstead, Ryquell	RB	5-11	220	R	Temple
	27	Fournette, Leonard	RB	6-0	228	3	Louisiana State
	33	Ozigbo, Devine	RB	6-2	225	R	Nebraska
	34	McNichols, Jeremy	RB	5-9	205	1	Boise State
5	WIDE RECEIVERS						
	12	Westbrook, Dede	WR	6-0	178	3	Oklahoma
	16	Board, C.J.	WR	6-1	181	1	Chattanooga
	17	Chark Jr., DJ	WR	6-4	198	2	Louisiana State
	18	Conley, Chris	WR	6-3	205	5	Georgia
	84	Cole, Keelan	WR	6-1	194	3	Kentucky Wesleyan
4	TIGHT ENDS						
	83	Koyack, Ben	TE	6-5	258	4	Notre Dame
	85	Jones, Charles	TE	6-4	255	R	Tulane
	86	O'Leary, Nick	TE	6-3	252	4	Florida State
	88	DeValve, Seth	TE	6-3	245	4	Princeton
9	OFFENSIVE LINEMEN						
	60	Cann, A.J.	OL	6-3	315	5	South Carolina
	61	Gauthier, Tyler	OL	6-5	305	R	Miami (Fla.)
	65	Linder, Brandon	OL	6-6	315	6	Miami (Fla.)
	68	Norwell, Andrew	OL	6-6	325	6	Ohio State
	69	Shatley, Tyler	OL	6-3	310	6	Clemson
	74	Robinson, Cam	OL	6-6	320	3	Alabama
	75	Taylor, Jawaan	OL	6-5	312	R	Florida
	76	Richardson Jr, Will	OL	6-6	306	2	North Carolina State
		77	Ogbuehi, Cedric	OL	6-5	308	5

SPECIAL TEAMS (3)

3	KICKERS/SPECIALISTS						
	4	Lambo, Josh	K	6-0	215	5	Texas A&M
	9	Cooke, Logan	P	6-5	230	2	Mississippi State
	46	Orzech, Matthew	LS	6-3	246	R	Azusa Pacific

DEFENSE (25)

9	DEFENSIVE LINEMEN						
	41	Allen, Josh	DE	6-5	262	R	Kentucky
	79	Davis, Carl	DT	6-5	320	5	Iowa
	90	Bryan, Taven	DL	6-5	291	2	Florida
	91	Ngakoue, Yannick	DE	6-2	246	4	Maryland
	93	Campbell, Calais	DL	6-8	300	12	Miami (Fla.)
	94	Smoot, Dawuane	DE	6-3	264	3	Illinois
	95	Jones, Abry	DT	6-4	318	7	Georgia
	97	Spence, Akeem	DT	6-1	303	7	Illinois
		98	Russell, Dontavius	DL	6-3	220	R
6	LINEBACKERS						
	43	Giles-Harris, Joe	LB	6-2	243	R	Duke
	48	Jacobs, Leon	LB	6-2	246	2	Wisconsin
	53	Allen, Dakota	LB	6-1	232	R	Texas Tech
	54	Payne, Donald	LB	5-11	217	3	Stetson
	56	Williams, Quincy	LB	5-11	225	R	Murray State
	58	Calitro, Austin	LB	6-0	240	3	Villanova
10	DEFENSIVE BACKS						
	21	Bouye, A.J.	CB	6-0	191	7	Central Florida
	22	Davis, Cody	S	6-2	203	7	Texas Tech
	25	Hayden, D.J.	CB	5-11	190	7	Houston
	26	Wilson, Jarrod	S	6-2	210	4	Michigan
	31	Nickerson, Parry	CB	5-10	182	2	Tulane
	36	Harrison, Ronnie	S	6-3	207	2	Alabama
	37	Herndon, Tre	CB	5-11	185	2	Vanderbilt
	39	Doug Middleton	CB	6-0	210	3	Appalachian State
	40	Watson, Brandon	CB	5-11	198	R	Michigan
	42	Wingard, Andrew	S	6-0	209	R	Wyoming

HOW BUILT



Year	Rookie, Veteran And First-Year Free Agents (13)	Unrestricted Free Agents (8)	Trades (1)	Practice Squad (9)	Waivers (4)	College Draft (18)
2013	DT Abry Jones					
2014	OL Tyler Shatley					OL Brandon Linder
2015						OL A.J. Cann
2016	S Jarrod Wilson					DE Yannick Ngakoue
2017	WR Keelan Cole K Josh Lambo	CB A.J. Bouye DL Calais Campbell				RB Leonard Fournette OL Cam Robinson DE Dawuane Smoot WR Dede Westbrook
2018	CB Tre Herndon	S Cody Davis CB D.J. Hayden OL Andrew Norwell				DL Taven Bryan WR DJ Chark Jr. S Ronnie Harrison OL Will Richardson Jr. LB Leon Jacobs P Logan Cooke
2019	S Andrew Wingard LB Austin Calitro TE Ben Koyack LB Donald Payne DT Akeem Spence TE Nick O'Leary DT Carl Davis	WR Chris Conley OL Cedric Ogbuehi QB Nick Foles	QB Josh Dobbs (PIT)	CB Brandon Watson (JAX) TE Charles Jones (JAX) CB Parry Nickerson (JAX) LB Joe Giles-Harris (JAX) LB Dakot Allen (LAR) C Tyler Gauthier (N.E.) WR C.J. Board (JAX) S Doug Middleton (JAX) RB Jeremy McNichols (JAX)	TE Seth DeValve (CLE) LS Matthew Orzech (BAL) RB Devine Ozigbo (N.O.) LB Preston Brown (OAK)	DE Josh Allen OL Jawaan Taylor RB Ryquell Armstead QB Gardner Minshew II DT Dontavious Russell

2019 COACHING STAFF

Head Coach - **Doug Marrone**

Offensive Staff

Offensive Coordinator - **John DeFilippo**
 Assistant Running Backs Coach - **John Donovan**
 Wide Receivers Coach - **Keenan McCardell**
 Tight Ends Coach - **Ron Middleton**
 Quarterbacks Coach - **Scott Milanovich**
 Offensive - Research - **Eric Price**
 Running Backs Coach - **Terry Robiskie**
 Assistant Offensive Line Coach - **Tony Sparano Jr.**
 Offensive Line Coach - **George Warhop**

Defensive Staff

Defensive Coordinator - **Todd Wash**
 Defensive Assistant - **Dom Capers**
 Linebackers Coach - **Mark Collins**
 Secondary Coach - Safeties - **Joe Danna**
 Defensive Line Coach - **Jason Rebrovich**
 Assistant Linebackers Coach - **Mike Rutenberg**
 Defensive Assistant - **Dwayne Stukes**
 Secondary Coach - Cornerbacks - **Tim Walton**

Special Teams Staff

Special Teams Coordinator - **Joe DeCamillis**
 Assistant Special Teams Coordinator - **Mike Mallory**

Coaching Support Staff

Director of Team Administration - **Tyler Wolf**
 Assistant to the Head Coach and Administrator of Coaching Operations - **ElizaBeth Mayers**



JAGUARS 2019 ROSTER MOVES (PAGE 1)

DATE	PLAYER	TRANSACTION	DATE	PLAYER	TRANSACTION
December 31	BOARD, C.J., WR	Signed to Reserves/Future Contract	August 30	JONES, Datone DL	Released
December 31	KUNTZ, Christian, LS	Signed to Reserves/Future Contract	August 30	RAWLS, Thomas RB	Released
December 31	MCDERMOTT, KC, OL	Signed to Reserves/Future Contract	August 30	WELLS, Josh OL	Released
December 31	McKEVER, Pharoah, TE	Signed to Reserves/Future Contract	August 30	WILSON, Ramik LB	Released
January 9	RAWLS, Thomas, RB	Signed to Reserves/Future Contract	August 30	TULL, Davis LB	Released
January 15	MCGOUGH, Alex, QB	Signed to Reserves/Future Contract	August 31	ARMSTRONG, Ka'John	Released
January 19	WILSON, Jamir, DB	Signed to a Contract Extension	August 31	BRADY, Tyre WR	Released
February 13	LAMBO, Josh, K	Signed to a Contract Extension	August 31	ERNSBERGER, Donnie TE	Released
February 19	FORBATH, Kai, K	Released	August 31	HAYES, Tae CB	Released
March 7	OVERTON, Matt, LS	Signed to a Contract Extension	August 31	HENDERSON, Quadree WR	Released
March 8	GIPSON, Tashaun, S	Released	August 31	HOOD, Elijah RB	Released
March 8	HYDE, Carlos, RB	Released	August 31	HUGHES, Michael DL	Released
March 8	JACKSON, Malik, DT	Released	August 31	JOHNSON, Lyndon DL	Released
March 8	PARNELL, Jeremy, OL	Released	August 31	JONES, Charles TE	Released
March 8	TINKER, Carson, LS	Released	August 31	LEONARD, Raphael WR	Released
March 13	CANN, A.J., OL	Signed Contract	August 31	MCBRIDE, Tre WR	Released
March 13	BORTLES, Blake, QB	Released	August 31	MCGOUGH, Alex QB	Released
March 14	FOLES, Nick, QB	Signed Contract (UFA - PHI)	August 31	MEEKS, Quenton CB	Released
March 15	SWAIM, Geoff, TE	Signed Contract (UFA - DAL)	August 31	MEIER, Carson TE	Released
March 16	CONLEY, Chris, WR	Signed Contract (UFA - KC)	August 31	MOON, Joshua S	Released
March 16	OGBUJEU, Cedric, OL	Signed Contract (UFA - CIN)	August 31	NELSON, Picoaso CB	Released
March 19	RYAN, Jake, LB	Signed Contract (UFA - GB)	August 31	REAVIS, C.J. CB	Released
March 21	O'SHAUGHNESSY, James, TE	Signed Contract	August 31	SMITH, Savion CB	Released
March 29	SHATLEY, Tyler, OL	Signed contract	August 31	STALLINGS, Bunchy OL	Released
April 1	BLUE, Alfred, RB	Signed Contract (UFA - HOU)	August 31	STRACHAN, Connor LB	Released
April 2	WELLS, Josh, OL	Signed Contract	August 31	VAKAMELALO, Kalani DL	Released
April 2	CUNNINGHAM, Benny, RB	Signed Contract (UFA - CHI)	August 31	WALKER, Michael WR	Released
April 4	WESTER, Leonard, OL	Signed Contract	August 31	WATSON, Brandon CB	Released
April 10	BROWN, Cody, CB	Signed Contract	August 31	WILLIAMS, Andrew DL	Released
April 11	EHINGER, Parker, OL	Claimed off waivers from Dallas	August 31	WOLF, Ethan TE	Released
April 29	ONWUALU, James LB	Claimed off waivers from San Francisco	August 31	GREENE, Donnell OL	Waived Injured
May 1	ALEXANDER, DJ LB	Signed Contract	August 31	MAYS, Devante RB	Waived Injured
May 1	GOOD, Najee LB	Signed Contract	August 31	MCDERMOTT, KC OL	Waived Injured
May 1	WILSON, Ramik LB	Signed Contract	August 31	WESTER, Leonard OL	Waived Injured
May 9	BROWN, Blair LB	Released	August 31	UALANA, Ben OL	Placed on the team's waived/injured list
May 9	EHINGER, Parker, OL	Released	August 31	PRYOR SR., Terrelle WR	Placed on the team's waived/injured list
May 9	FLOWERS, Dimitri FB	Released	August 31	RYAN, Jake LB	Placed on team's Active/Non-Football injury list
May 9	KESSLER, Cody QB	Released	September 1	ANKOU, Eli DT	Released
May 9	WILLIAMS, Dave RB	Released	September 1	KOYACK, Ben TE	Released
May 9	PAYNE, Donald LB	Released	September 1	OVERTON, Matt LS	Released
May 10	ARMSTEAD, Ryaquell RB	Signed Contract	September 1	BLUE, Alfred RB	Placed on the team's reserved/injured list
May 10	MINSHEW, Gardner QB	Signed Contract	September 1	DEVALVE, Seth TE	Claimed off waivers (CLE)
May 10	OLIVER, Josh TE	Signed Contract	September 1	ERVIN, Tyler RB	Claimed off waivers (BAL)
May 10	RUSSELL, Dontavious DL	Signed Contract	September 1	ORZECZ, Matthew LS	Claimed off waivers (BAL)
May 10	TAYLOR, Jawaan OL	Signed Contract	September 1	OZIGBO, Devine	Claimed off waivers (N.O.)
May 10	BOWMAN, Shane DL	Signed Contract	September 1	ARMSTRONG, Ka'John	Signed to practice squad
May 10	BRADY, Tyre WR	Signed Contract	September 1	HAYES, Tae CB	Signed to practice squad
May 10	CLARK, Khai DL	Signed Contract	September 1	HOOD, Elijah RB	Signed to practice squad
May 10	GILES-HARRIS, Joe LB	Signed Contract	September 1	JONES, Charles TE	Signed to practice squad
May 10	GREENE, Donnell OL	Signed Contract	September 1	WALKER, Michael WR	Signed to practice squad
May 10	HAYES, Tae CB	Signed Contract	September 1	WATSON, Brandon CB	Signed to practice squad
May 10	LEONARD, Ralph WR	Signed Contract	September 2	DAVIS, Deshaun LB	Signed to practice squad
May 10	MEIER, Carson TE	Signed Contract	September 2	DOSS, Keelan WR	Signed to practice squad
May 10	NELSON, Picoaso CB	Signed Contract	September 2	HANCE, Blake OL	Signed to practice squad
May 10	SANFORD, Marquez CB	Signed Contract	September 2	LITTON, Chase QB	Signed to practice squad
May 10	SMITH, Savion CB	Signed Contract	September 3	GILES-HARRIS, Joe LB	Released
May 10	SNELSON, Dedrick WR	Signed Contract	September 3	CALITRO, Austin LB	Signed Contract
May 10	STALLINGS, Bunchy OL	Signed Contract	September 4	GILES-HARRIS, Joe LB	Signed to practice squad
May 10	STRACHAN, Connor LB	Signed Contract	September 4	DAVIS, Deshaun LB	Released from the practice squad
May 10	WALKER, Michael WR	Signed Contract	September 9	FOLES, Nick QB	Placed on the team's reserved/injured list
May 10	WATSON, Brandon CB	Signed Contract	September 9	DOBBS, Joshua QB	Acquired via trade (PIT)
May 10	WHITE, Papi WR	Signed Contract	September 10	GODWIN, Terry WR	Signed to practice squad
May 10	WILLIAMS, Andrew DL	Signed Contract	October 9	O'SHAUGHNESSY, James TE	Placed on the team's reserved/injured list
May 10	WINGARD, Andrew S	Signed Contract	October 9	KOYACK, Ben TE	Signed Contract
May 10	WOODS, Zedrick S	Signed Contract	October 16	RAMSEY, Jalen CB	Traded to LAR
May 10	YOUNG, Roderick DT	Signed Contract	October 17	NICKERSON, Parry CB	Signed Contract
May 12	AGASIVA, Jordan OL	Signed Contract	October 21	NICKERSON, Parry CB	Released
May 12	COLUBIALE, Michael TE	Signed Contract	October 21	GILES-HARRIS, Joe LB	Placed on the team's practice squad
May 12	JONES, Charles TE	Signed Contract	October 21	LITTON, Chase QB	Released from the practice squad
May 12	KALLI, Jocquez CB	Signed Contract	October 22	ALEXANDER, D.J. LB	Placed on the team's reserved/injured list
May 12	MOON, Joshua S	Signed Contract	October 22	SWAIM, Geoff TE	Placed on the team's reserved/injured list
May 12	BROWN, Cody S	Released	October 22	PAYNE, Donald LB	Signed Contract
May 12	YOUNG, Roderick DT	Released	October 22	SMITH, Malcolm LB	Signed Contract
May 12	MEIER, Carson TE	Released	October 22	SMITH, Sutton LB	Signed to practice squad
May 12	SANFORD, Marquez CB	Released	October 23	NICKERSON, Parry CB	Signed to practice squad
May 12	WHITE, Papi WR	Released	October 25	DARELUS, Marcell DT	Placed on the team's reserved/injured list
June 3	JOHNSON, Lyndon DL	Released	October 25	SPENCE, Akeem DT	Signed Contract
June 3	PRYOR SR., Terrelle WR	Signed Contract	October 29	LEE, Marqise WR	Placed on the team's reserved/injured list
June 4	JONES, Datone DL	Signed Contract	October 29	HAYES, Tae CB	Signed from the team's practice squad
June 5	MCGOWAN, TAJ RB	Signed Contract	October 29	BIERRIA, Keishawn LB	Signed to practice squad
June 5	CLARK, Khai DL	Released	October 29	SMITH, Sutton LB	Released from the practice squad
June 8	McKEVER, Pharoah, TE	Released	October 30	BROWN, Jordan CB	Placed on the team's reserve/retired list
June 8	LAUDERDALE, Andrew OL	Claimed off waivers (ARI)	October 30	ROBINSON, Josh CB	Placed on the team's reserve/retired list
June 13	VAKAMELALO, Kalani DT	Signed Contract	October 30	WATSON, Brandon CB	Signed from the team's practice squad
June 13	MCBRIDE, Tre WR	Signed Contract	November 2	GILES-HARRIS, Joe LB	Released
June 13	DELUCA, Nick LB	Released	November 2	WALKER, Michael WR	Signed from the team's practice squad
June 13	KUNTZ, Christian, LS	Released	November 5	SMITH, Malcolm LB	Released
July 11	SNELSON, Dedrick WR	Waived Injured	November 5	GILES-HARRIS, Joe LB	Signed to practice squad
July 11	SIMMS, Marcus WR	Signed Contract	November 5	FOLES, Nick QB	Activated to the 53-man roster from the reserve/injured list
July 22	WOODS, Zedrick S	Placed on team's reserve/retired list	November 11	HARRIS, Chuck DE	Signed to practice squad
July 23	JOHNSON, Lyndon DL	Signed Contract	November 18	MCCRAY, Lerentee DE	Placed on the team's reserved/injured list
July 23	ROBINSON, Cam OL	Placed on the team's Active/Physically Unable to Perform List	November 18	OLIVER, Josh TE	Placed on the team's reserved/injured list
July 23	ARMSTEAD, Ryaquell RB	Placed on the team's Active/Physically Unable to Perform List	November 18	O'LEARY, Nick TE	Signed Contract
July 23	LEE, Marqise WR	Placed on the team's Active/Physically Unable to Perform List	November 18	JONES, Charles TE	Signed from the team's practice squad
July 23	GREENE, Donnell OL	Placed on the team's Active/Non-Football Injury list	November 18	SONK, Matt TE	Signed to practice squad
July 24	RYAN, Jake, LB	Placed on team's Active/Non-Football injury list	November 19	ARMSTRONG, Ka'John OL	Released from the practice squad
July 24	GREENE, Donnell OL	Placed on team's Active/Non-Football injury list	November 19	POPE, Ryan OL	Signed to practice squad
July 24	NGAKOUE, Yannick DE	Placed on team's reserve/did not report list	November 25	BOARD, C.J., WR	Released
July 24	SMITH, Telvin LB	Placed on team's reserve/retired list	November 25	DAVIS, Carl DT	Signed Contract
July 25	ROBINSON, Josh CB	Signed Contract	November 26	GOODE, Najee LB	Placed on the team's reserved/injured list
July 25	SMITHSON, Fish S	Signed Contract	November 26	GLCHRIST, Marcus S	Signed Contract
July 31	MCGOWAN, TAJ RB	Placed on the team's waived/injured list	November 26	BROWN, Jordan CB	Released from the practice squad
July 31	MAYS, Devante RB	Signed Contract	November 26	MIDDLETON, Doug CB	Signed to practice squad
August 1	ERNSBERGER, Donnie TE	Signed Contract	November 27	PRICE, Brian DT	Placed on the practice squad's reserved/injured list
August 1	COLUBIALE, Michael TE	Placed on the team's waived/injured list	November 27	BOARD, C.J., WR	Signed to practice squad
August 4	SMITHSON, Fish S	Released	November 30	ERVIN, Tyler RB	Released
August 4	THOMAS, Roc RB	Signed	November 30	RYAN, Jake LB	Activated to the 53-man roster from the reserve/injured list
August 4	KALLI, Jocquez CB	Released	December 3	BORDERS, Breon CB	Released
August 9	SIMMS, Marcus WR	Placed on the team's waived/injured list	December 3	NICKERSON, Parry CB	Signed from the team's practice squad
August 9	ONWUALU, James LB	Placed on the team's waived/injured list	December 3	PERKINS, Paul RB	Signed to practice squad
August 9	HENDERSON, Quadree WR	Signed	December 5	JACK, Myles LB	Placed on the team's reserved/injured list
August 9	TULL, Davis LB	Signed	December 5	GILES-HARRIS, Joe LB	Signed from the team's practice squad
August 10	THOMAS, Roc RB	Placed on the team's waived/injured list	December 5	BORDERS, Breon CB	Signed to practice squad
August 10	MEIER, Carson TE	Signed	December 10	RYAN, Jake LB	Placed on the team's reserved/injured list
August 10	CUNNINGHAM, Benny, RB	Released	December 10	THOMAS, Brandon OL	Placed on the team's reserved/injured list
August 10	LAUDERDALE, Andrew OL	Released	December 10	ALLEN, Datone LS	Signed off of the L.A. Rams' practice squad
August 10	AGASIVA, Jordan OL	Released	December 10	GAUTHIER, Tyler OL	Signed off of New England's practice squad
August 10	ARMSTRONG, Ka'John OL	Signed	December 11	WILLIAMS, Quincy LB	Placed on the team's reserved/injured list
August 10	UALANA, Ben OL	Signed	December 11	BROWN, Preston LB	Claimed off waivers (OAK)
August 10	WOLF, Ethan TE	Signed	December 12	HAYES, Tae CB	Released
August 17	LEE, Tanner QB	Released	December 12	BOARD, C.J., WR	Signed from the team's practice squad
August 17	HOOD, Elijah RB	Signed	December 17	GLCHRIST, Marcus S	Released



JAGUARS 2019 ROSTER MOVES (PAGE 2)

DATE	PLAYER	TRANSACTION	DATE	PLAYER	TRANSACTION
December 17	MIDDLETON, Doug S	Signed from the team's practice squad			
December 17	DINEEN, Joe LB	Signed to practice squad			
December 17	HENDRIX, Dewayne DE	Signed to practice squad			
December 17	MCNICHOLS, Jeremy RB	Signed to practice squad			
December 19	GODWIN, Terry WR	Placed on the practice squad's reserved/injured list			
December 19	STANLEY, Jayson WR/CB	Signed to practice squad			
December 28	WALKER, Michael WR	Placed on the team's reserved/injured list			
December 28	MCNICHOLS, Jeremy RB	Signed from the team's practice squad			



2019 STATISTICS

LAST TIME IT HAPPENED



TEAM

OVERTIME GAME WON

REGULAR SEASON

By Jaguars — Jacksonville 20, Los Angeles Chargers 17, 11/12/17
By Opponents — at New York Jets 23, Jacksonville 20, 10/1/17

POSTSEASON

Jacksonville has never had an overtime game in the playoffs.

SHUTOUT

REGULAR SEASON

By Jaguars — Jacksonville 6, Indianapolis 0, 12/2/18
By Opponents — at Seattle 41, Jacksonville 0, 10/11/09

POSTSEASON

By Jaguars — N/A
By Opponents — N/A

SCORELESS FIRST HALF

REGULAR SEASON

By Jaguars — Jacksonville 0, Tampa Bay 25, 12/1/19
(Final: Tampa Bay 28, Jacksonville 11)
By Opponents — Tennessee 0, Jacksonville 14, 9/19/19
(Final: Tennessee 7, Jacksonville 20)

POSTSEASON

By Jaguars — N/A
By Opponents — New England 0, Jacksonville 12, 1/3/99
(Final: Jacksonville 25, New England 10)

SCORELESS SECOND HALF

REGULAR SEASON

By Jaguars — Jacksonville 0, Houston 17, 11/3/19
(Final: Houston 26, Jacksonville 3)
By Opponents — Indianapolis 0, Jacksonville 22, 12/29/19
(Final: Indianapolis 20, Jacksonville 38)

POSTSEASON

By Jaguars — Jacksonville 0, New England 21, 1/7/06
(Final: New England 28, Jacksonville 3)
By Opponents — Buffalo 0, Jacksonville 7, 1/7/18
(Final: Jacksonville 10, Buffalo 3)

400 TOTAL YARDS

REGULAR SEASON

By Jaguars — Jacksonville at Cincinnati, 460, 10/20/19
By Opponents — Atlanta vs. Jacksonville, 518, 12/22/19

POSTSEASON

By Jaguars — Jacksonville vs. Miami, 520, 1/15/00
By Opponents — Pittsburgh vs. Jacksonville, 545, 1/14/18

500 TOTAL YARDS

REGULAR SEASON

By Jaguars — Jacksonville at Carolina, 507, 10/6/19
By Opponents — Atlanta vs. Jacksonville, 518, 12/22/19

POSTSEASON

By Jaguars — Jacksonville vs. Miami, 520, 1/15/00
By Opponents — Pittsburgh vs. Jacksonville, 545, 1/14/18

50 POINTS SCORED

REGULAR SEASON

By Jaguars — Jacksonville vs. Indianapolis, 51 (51-16), 12/13/15
By Opponents — New England vs. Jacksonville, 51 (51-17), 9/27/15

POSTSEASON

By Jaguars — Jacksonville vs. Miami, 62 (62-17), 1/15/00
By Opponents — N/A

OFFENSE

100 YARDS RUSHING

REGULAR SEASON

By Jaguars — Leonard Fournette at Cincinnati (131 yards), 10/20/19
By Opponents — Austin Ekeler of Los Angeles Chargers (101 yards), 12/8/19

POSTSEASON

By Jaguars — Leonard Fournette at Pittsburgh (109 yards), 1/14/18
By Opponents — L. Maroney of New England (122 yards), 1/12/08

200 YARDS RUSHING

REGULAR SEASON

By Jaguars — Leonard Fournette at Denver (225 yards), 9/29/19
By Opponents — Derrick Henry of Tennessee (238 yards), 12/6/18

POSTSEASON

By Jaguars — N/A
By Opponents — N/A

300 YARDS PASSING

REGULAR SEASON

By Jaguars — Gardner Minshew II at Carolina (374 yards), 10/6/19
By Opponents — Matt Ryan of Atlanta (384 yards), 12/22/19

POSTSEASON

By Jaguars — N/A
By Opponents — Ben Roethlisberger of Pittsburgh (462 yards), 1/14/18

400 YARDS PASSING

REGULAR SEASON

By Jaguars — Blake Bortles at Kansas City (430 yards), 10/7/18
By Opponents — Drew Brees of New Orleans (412 yards), 12/27/15

POSTSEASON

By Jaguars — N/A
By Opponents — Ben Roethlisberger of Pittsburgh (462 yards), 1/14/18

100 YARDS RECEIVING

REGULAR SEASON

By Jaguars — DJ Chark Jr. (104 yards) at Indianapolis, 11/17/19
By Opponents — Julio Jones (166 yards) of Atlanta, 12/22/19

POSTSEASON

By Jaguars — Jimmy Smith vs. Miami (136 yards), 1/15/00
By Opponents — Brandin Cooks of New England (100 yards), 1/21/18

200 YARDS RECEIVING

REGULAR SEASON

By Jaguars — Justin Blackmon at Houston (236 yards), 11/18/12
By Opponents — Josh Gordon of Cleveland (261 yards), 12/01/13

POSTSEASON

By Jaguars — N/A
By Opponents — N/A

100 YARDS RUSHING IN A HALF

REGULAR SEASON

By Jaguars — Leonard Fournette at Denver (190 in 2nd half), 9/29/19
By Opponents — Derrick Henry of Tennessee (133 yards in 2nd half), 11/24/19

POSTSEASON

By Jaguars — Fred Taylor vs. Miami (135 in 1st half), 1/15/00
By Opponents — T. Davis of Denver (101 in 2nd half), 12/27/97

LAST TIME IT HAPPENED



OFFENSE

TWO 100-YARD RUSHERS IN SAME GAME

REGULAR SEASON

By Jaguars — R. Jennings (109 yards) & M. Jones-Drew (101 yards) vs. Oakland, 12/12/10
By Opponents — Marlon Mack (109 yards) and Jonathan Williams (116 yards) of Indianapolis, 11/17/19

POSTSEASON

By Jaguars — N/A
By Opponents — T. Davis (184 yards) & D. Loville (103 yards) of Denver, 12/27/97

100 YARDS RECEIVING IN A HALF

REGULAR SEASON

By Jaguars — DJ Chark Jr. vs. Kansas City (111 in 1st half), 9/8/19
By Opponents — Darren Waller of Oakland (106 in 1st half), 12/15/19

POSTSEASON

By Jaguars — N/A
By Opponents — N/A

TWO 100-YARD RECEIVERS IN SAME GAME

REGULAR SEASON

By Jaguars — D. Westbrook (130 yards) & D. Moncrief (109 yards, TD) vs. N.Y. Jets, 9/30/18
By Opponents — J. Smith-Schuster (104) & A. Brown (117) of Pittsburgh, 11/18/18

POSTSEASON

By Jaguars — N/A
By Opponents — A. Brown (132) and V. McDonald (112) of Pittsburgh, 1/14/18

THREE TOUCHDOWNS IN A GAME

REGULAR SEASON

By Jaguars — Marcedes Lewis (3 receiving) vs. Baltimore, 9/24/17
By Opponents — Christian McCaffrey (2 rushing, 1 receiving) of Carolina, 10/6/19

POSTSEASON

By Jaguars — Leonard Fournette (3 rushing) at Pittsburgh, 1/14/18
By Opponents — N/A

FOUR TOUCHDOWNS IN A GAME

REGULAR SEASON

By Jaguars — Maurice Jones-Drew (2 rushing, 2 receiving) vs. Tampa Bay, 12/11/11
By Opponents — Derrick Henry (4 rushing) of Tennessee, 12/6/18

POSTSEASON

By Jaguars — N/A
By Opponents — N/A

30 COMPLETIONS IN A GAME

REGULAR SEASON

By Jaguars — Nick Foles at Tennessee (32 of 48 passes), 11/24/19
By Opponents — Matt Ryan of Atlanta (32 of 45 passes), 12/2/18

POSTSEASON

By Jaguars — N/A
By Opponents — Ben Roethlisberger of Pittsburgh (37 of 58 passes), 1/14/18

THREE TOUCHDOWN PASSES

REGULAR SEASON

By Jaguars — Gardner Minshew II vs. Indianapolis, 12/29/19
By Opponents — Philip Rivers of Los Angeles Chargers, 12/8/19

POSTSEASON

By Jaguars — Mark Brunell at New York Jets, 1/10/99
By Opponents — Ben Roethlisberger of Pittsburgh (5), 1/14/18

OFFENSE

FOUR TOUCHDOWN PASSES

REGULAR SEASON

By Jaguars — Blake Bortles vs. New England, 9/16/18
By Opponents — Philip Rivers of San Diego, 9/18/16

POSTSEASON

By Jaguars — N/A
By Opponents — Ben Roethlisberger of Pittsburgh (5), 1/14/18

FIVE TOUCHDOWN PASSES

REGULAR SEASON

By Jaguars — Blake Bortles at Tennessee, 12/6/15
By Opponents — Drew Brees of New Orleans, 12/27/15

POSTSEASON

By Jaguars — N/A
By Opponents — Ben Roethlisberger of Pittsburgh, 1/14/18

TWO TOUCHDOWN RECEPTIONS

REGULAR SEASON

By Jaguars — Chris Conley at Oakland, 12/15/19
By Opponents — Robby Anderson of New York Jets, 10/27/19

POSTSEASON

By Jaguars — Jimmy Smith vs. Miami, 1/15/00
By Opponents — Danny Amendola of New England, 1/21/18

THREE TOUCHDOWN RECEPTIONS

REGULAR SEASON

By Jaguars — Marcedes Lewis vs. Baltimore, 9/24/17
By Opponents — Sammy Watkins of Kansas City, 9/8/19

POSTSEASON

By Jaguars — N/A
By Opponents — N/A

TWO TOUCHDOWNS RUSHING

REGULAR SEASON

By Jaguars — Leonard Fournette at Tennessee, 11/24/19
By Opponents — Peyton Barber, 12/1/19

POSTSEASON

By Jaguars — Leonard Fournette (3) at Pittsburgh, 1/14/18
By Opponents — N. Davenport of Pittsburgh, 1/5/08

THREE TOUCHDOWNS RUSHING

REGULAR SEASON

By Jaguars — Maurice Jones-Drew vs. St. Louis, 10/18/09
By Opponents — Derrick Henry (4 rushing) of Tennessee, 12/6/18

POSTSEASON

By Jaguars — Leonard Fournette at Pittsburgh, 1/14/18
By Opponents — N/A

TD PASS BY NON-QB

REGULAR SEASON

By Jaguars — Marqise Lee (20 yards) vs. Tennessee, 12/24/16
By Opponents — Willie Davis (22 yards) of Tennessee Oilers, 11/16/97

POSTSEASON

By Jaguars — N/A
By Opponents — N/A

LAST TIME IT HAPPENED



DEFENSE

INTERCEPTED PASS RETURNED FOR A TOUCHDOWN

REGULAR SEASON

By Jaguars — Yannick Ngakoue at Cincinnati, 10/20/19
By Opponents — Chris Jones of Kansas City (20 yards), 10/7/18

POSTSEASON

By Jaguars — Rashean Mathis (63 yards) at Pittsburgh, 1/5/08
By Opponents — A. Samuel (73 yards) of New England, 1/7/06

FUMBLE RETURNED FOR A TOUCHDOWN

REGULAR SEASON

By Jaguars — Calais Campbell (8 yards) vs. Indianapolis, 12/29/19
By Opponents — Devin White (14 yards) of Tampa Bay, 12/1/19

POSTSEASON

By Jaguars — Telvin Smith Sr. (50 yards) at Pittsburgh, 1/14/18
By Opponents — O. Smith (47 yards) of New England, 1/12/97

TWO FORCED FUMBLES

REGULAR SEASON

By Jaguars — Yannick Ngakoue at Cleveland, 11/19/17
By Opponents — Whitney Mercilus of Houston, 9/15/19

POSTSEASON

By Jaguars — N/A
By Opponents — E. Robinson of Tennessee, 1/23/00

TWO SACKS

REGULAR SEASON

By Jaguars — Yannick Ngakoue at Oakland, 12/15/19
By Opponents — Joey Bosa of Los Angeles Chargers, 12/8/19

POSTSEASON

By Jaguars — G. Walker vs. Miami, 1/15/00
By Opponents — L. Woodley of Pittsburgh, 1/5/08

THREE SACKS

REGULAR SEASON

By Jaguars — Calais Campbell at Houston (4.0), 9/10/17
By Opponents — Denico Autry of Indianapolis (3.0), 12/2/18

POSTSEASON

By Jaguars — N/A
By Opponents — N/A

FOUR SACKS

REGULAR SEASON

By Jaguars — Calais Campbell at Houston (4.0), 9/10/17
By Opponents — Ryan Kerrigan of Washington (4.0), 9/14/14

POSTSEASON

By Jaguars — N/A
By Opponents — N/A

ONE INTERCEPTION

REGULAR SEASON

By Jaguars — Jarrod Wilson and Tre Herndon at Atlanta, 12/22/19
By Opponents — Darius Leonard of Indianapolis, 12/29/19

POSTSEASON

By Jaguars — Myles Jack at Pittsburgh, 1/14/18
By Opponents — R. Harrison of New England, 1/12/08

TWO INTERCEPTIONS

REGULAR SEASON

By Jaguars — Tre Herndon vs. New York Jets, 10/27/19
By Opponents — Tre Boston of Los Angeles Chargers, 11/12/17

POSTSEASON

By Jaguars — Rashean Mathis at Pittsburgh, 1/5/08
By Opponents — N/A

DEFENSE

SAFETY

REGULAR SEASON

By Jaguars — Leon Jacobs (tackled Tennessee WR C. Batson on punt return in the end zone), 12/6/18
By Opponents — J.J. Watt of Houston (sacked QB B. Bortles in the end zone), 12/29/14

POSTSEASON

By Jaguars — N/A
By Opponents — J. Evans & J. Fisk of Tennessee (Sacked QB M. Brunell in the end zone, 1/23/00)

FOUR PASSES DEFENSED

REGULAR SEASON

By Jaguars — Jalen Ramsey at Pittsburgh, 10/8/17
By Opponents — Orlando Scandrick of Kansas City, 10/7/18

POSTSEASON

By Jaguars — N/A
By Opponents — N/A

SPECIAL TEAMS

FIVE FIELD GOALS

REGULAR SEASON

By Jaguars — Josh Scobee at Buffalo, 10/10/10
By Opponents — Jeff Reed of Pittsburgh, 12/1/02 (6)

POSTSEASON

By Jaguars — N/A
By Opponents — N/A

55-YARD FIELD GOAL

REGULAR SEASON

By Jaguars — Josh Lambo vs. Indianapolis (56 yards), 12/29/19
By Opponents — Brett Maher of Dallas (55 yards), 10/14/18

POSTSEASON

By Jaguars — N/A
By Opponents — N/A

50-YARD FIELD GOAL

REGULAR SEASON

By Jaguars — Josh Lambo vs. Indianapolis (56 yards), 12/29/19
By Opponents — Chase McLaughlin of Indianapolis (50 yards), 12/29/19

POSTSEASON

By Jaguars — Josh Lambo at New England (54 yards), 1/21/18
By Opponents — John Hall of New York Jets (52 yards), 1/10/99

GAME-WINNING FIELD GOAL

REGULAR SEASON

By Jaguars — Josh Lambo at Denver (33 yards at 0:04), 9/29/19
By Opponents — Dustin Hopkins of Washington (36 yards at 0:04), 12/16/18

POSTSEASON

By Jaguars — Josh Scobee at Pittsburgh (25 yards at 0:37), 1/5/08
By Opponents — N/A

LAST TIME IT HAPPENED



SPECIAL TEAMS

KICKOFF RETURN FOR A TOUCHDOWN

REGULAR SEASON

By Jaguars — Marqise Lee at Houston (100 yards), 12/18/16
By Opponents — Pharoh Cooper of Los Angeles Rams (103 yards), 10/15/17

POSTSEASON

By Jaguars — N/A
By Opponents — N/A

PUNT RETURN FOR A TOUCHDOWN

REGULAR SEASON

By Jaguars — Dede Westbrook vs. Washington (74 yards), 12/16/18
By Opponents — Andre Roberts of Detroit (55 yards), 11/20/16

POSTSEASON

By Jaguars — N/A
By Opponents — N/A

BLOCKED FIELD GOAL ATTEMPT

REGULAR SEASON

By Jaguars — Calais Campbell at Carolina, 10/6/19
By Opponents — Linval Joseph of Minnesota (Jason Myers), 12/11/16

POSTSEASON

By Jaguars — N/A
By Opponents — N/A

BLOCKED FIELD GOAL RETURNED FOR A TOUCHDOWN

REGULAR SEASON

By Jaguars — Chris Hudson (58 yards) vs. Pittsburgh, 9/22/97
By Opponents — Antrel Rolle of Arizona (83 yards), 9/20/09

POSTSEASON

By Jaguars — N/A
By Opponents — N/A

BLOCKED PUNT RETURNED FOR A TOUCHDOWN

REGULAR SEASON

By Jaguars — Mike Harris (19 yards) at Tennessee, 12/30/12
By Opponents — Malcolm Brown (8 yards) of Los Angeles Rams, 10/15/17

POSTSEASON

By Jaguars — Travis Davis (29 yards) at Denver, 12/27/97
By Opponents — N/A

BLOCKED PUNT

REGULAR SEASON

By Jaguars — Dan Skuta at Indianapolis (Pat McAfee), 1/1/17
By Opponents — Cory Littleton of Los Angeles Rams (Brad Nortman), 10/15/17

POSTSEASON

By Jaguars — Travis Davis at Denver (T. Rouen), 12/27/97
By Opponents — N/A

BLOCKED EXTRA POINT

REGULAR SEASON

By Jaguars — Cody Davis vs. Houston (Ka'imi Fairbairn), 11/3/19
By Opponents — Denico Autry of Indianapolis (Josh Lambo), 11/11/18

POSTSEASON

By Jaguars — Clyde Simmons at Denver (J. Elam), 1/4/97
By Opponents — N/A

BLOCKED EXTRA POINT RETURNED FOR TWO POINTS

REGULAR SEASON

By Jaguars — Aaron Colvin at San Francisco, 12/24/17
By Opponents — N/A

POSTSEASON

By Jaguars — N/A
By Opponents — N/A

MISSED EXTRA POINT

REGULAR SEASON

By Jaguars — Josh Lambo vs. New York Jets, 10/27/19
By Opponents — Ryan Succop of Tennessee, 12/6/18

POSTSEASON

By Jaguars — N/A
By Opponents — N/A

TWO-POINT CONVERSION MADE

REGULAR SEASON

By Jaguars — Gardner Minshew II pass to Dede Westbrook vs. Indianapolis, 12/29/19
By Opponents — Peyton Barber run of Tampa Bay, 12/1/19

POSTSEASON

By Jaguars — N/A
By Opponents — Terrell Davis run of Denver, 1/4/97

TWO-POINT CONVERSION FAILED

REGULAR SEASON

By Jaguars — Gardner Minshew II at Altana (pass failed), 12/22/19
By Opponents — Ben Roethlisberger of Pittsburgh (pass failed), 11/18/18

POSTSEASON

By Jaguars — Fred Taylor vs. New England (run failed), 1/3/99
By Opponents — Ben Roethlisberger of Pittsburgh (pass failed), 1/5/08

RECOVERED OWN ONSIDE KICK

REGULAR SEASON

By Jaguars — at Kansas City (J. Lambo), 10/7/18
By Opponents — vs. Houston (Q. Demps), 12/27/11

POSTSEASON

By Jaguars — N/A
By Opponents — N/A

2019 GAME-BY-GAME PARTICIPATION



	vs. K.C.	at HOU	vs. TEN	at DEN	at CAR	vs. N.O.	at CIN	vs. NYJ	vs. HOU	at IND	at TEN	vs. T.B	vs. LAC	at OAK	at ATL	vs. IND	GAMES/ STARTED
Alexander	P	P	INA	INA	P	P	P	IR	IR	IR	IR	IR	IR	IR	IR	IR	5/0
D. Allen	--	--	--	--	--	--	--	--	--	--	--	--	--	P	P	P	3/0
J. Allen	DE	DE	DE	P	P	P	P	P	DE	P	P	P	P	P	P	P	16/4
Ankou	ps	ps	ps	ps	ps	ps	ps	--	--	--	--	--	--	--	--	--	0/0
Armstead	P	P	P	P	P	P	P	P	P	P	P	P	P	P	P	RB	16/1
Armstrong	ps	ps	ps	ps	ps	ps	ps	ps	ps	ps	--	--	--	--	--	--	0/0
Board	INA	DNP	INA	INA	INA	INA	P	INA	P	INA	INA	ps	ps	P	INA	P	4/0
Borders	P	P	INA	P	P	P	P	P	CB	P	P	P	ps	ps	ps	--	11/1
Bouye	RCB	INA	RCB	RCB	RCB	RCB	RCB	RCB	RCB	RCB	RCB	RCB	RCB	RCB	RCB	INA	14/14
Bierria	--	--	--	--	--	--	--	--	ps	ps	ps	ps	ps	ps	--	--	0/0
J. Brown	--	--	--	--	--	--	--	--	ps	ps	ps	--	--	--	--	--	0/0
P. Brown	--	--	--	--	--	--	--	--	--	--	--	--	--	INA	INA	INA	0/0
Bryan	P	P	P	P	P	P	P	DT	P	DT	DT	DT	DT	DT	DT	DT	16/8
Calitro	INA	P	P	P	P	INA	INA	WLB	P	P	P	P	P	WLB	WLB	WLB	13/4
Campbell	DT	DE	DT	DE	DE	DE	DE	DE	DT	DE	DE	DE	DE	DE	DE	DE	16/16
Cann	RG	RG	RG	RG	RG	RG	RG	RG	RG	RG	RG	RG	RG	RG	RG	RG	16/16
Chark Jr.	WR	WR	WR	P	WR	WR	WR	WR	WR	WR	WR	WR	WR	WR	INA	WR	15/14
Cole	P	P	P	P	P	P	P	P	P	P	P	P	P	WR	P	P	16/1
Conley	WR	WR	P	P	WR	WR	WR	WR	WR	WR	WR	WR	WR	WR	WR	WR	16/14
Cooke	P	P	P	P	P	P	P	P	P	P	P	P	P	P	P	P	16/0
Dareus	INA	DT	NT	DT	DT	DT	DT	IR	IR	IR	IR	IR	IR	IR	IR	IR	6/6
Ca. Davis	--	--	--	--	--	--	--	--	--	--	--	P	INA	INA	INA	P	2/0
Co. Davis	P	P	P	P	P	P	P	P	P	P	P	P	P	P	P	P	16/0
DeValve	P	P	TE	TE	P	P	TE	TE	FB	INA	INA	INA	INA	P	TE	P	12/6
Dineen	--	--	--	--	--	--	--	--	--	--	--	--	--	--	ps	ps	0/0
Dobbs	--	DNP	DNP	DNP	DNP	DNP	DNP	DNP	DNP	INA	INA	INA	INA	INA	INA	INA	0/0
Doss	ps	--	--	--	--	--	--	--	--	--	--	--	--	--	--	--	0/0
Ervin	P	P	P	P	INA	INA	P	P	INA	INA	INA	--	--	--	--	--	6/0
Foles	QB	IR	IR	IR	IR	IR	IR	IR	IR	QB	QB	QB	DNP	DNP	DNP	DNP	4/4
Fournette	RB	RB	RB	RB	RB	RB	RB	RB	RB	RB	RB	RB	RB	RB	RB	INA	15/15
Gauthier	--	--	--	--	--	--	--	--	--	--	--	--	--	INA	INA	INA	0/0
Gilchrist	--	--	--	--	--	--	--	--	--	--	--	P	P	P	--	--	3/0
Giles-Harris	ps	ps	ps	ps	ps	ps	ps	P	--	ps	ps	ps	P	P	P	P	5/0
Goode	P	P	P	P	P	WLB	WLB	INA	WLB	WLB	P	IR	IR	IR	IR	IR	10/4
Godwin	--	ps	ps	ps	ps	ps	ps	ps	ps	ps	ps	ps	ps	ps	ps	ps IR	0/0
Hance	ps	ps	ps	ps	ps	ps	ps	ps	ps	ps	ps	ps	ps	ps	ps	ps	0/0
Harris	--	--	--	--	--	--	--	--	--	ps	ps	ps	ps	ps	ps	ps	0/0
Harrison	SS	SS	SS	SS	SS	SS	SS	SS	SS	SS	SS	INA	INA	SS	SS	SS	14/14
Hayden	CB	CB	CB	P	P	CB	P	CB	INA	CB	P	P	CB	P	P	RCB	15/8
Hayes	ps	ps	ps	ps	ps	ps	ps	ps	P	INA	INA	INA	INA	--	--	--	1/0
Hendrix	--	--	--	--	--	--	--	--	--	--	--	--	--	--	ps	ps	0/0
Herndon	P	RCB	P	LCB	LCB	LCB	LCB	LCB	LCB	LCB	LCB	LCB	LCB	LCB	LCB	LCB	16/14
Jack	MLB	MLB	MLB	MLB	MLB	MLB	MLB	MLB	MLB	MLB	MLB	INA	IR	IR	IR	IR	11/11
Jacobs	P	P	P	SLB	SLB	P	SLB	INA	INA	P	SLB	SLB	P	SLB	SLB	P	14/7
A. Jones	NT	NT	P	NT	NT	NT	NT	NT	NT	NT	NT	NT	NT	NT	NT	NT	16/15
C. Jones	ps	ps	ps	ps	ps	ps	ps	ps	ps	ps	P	P	P	INA	INA	P	4/0

2019 GAME-BY-GAME PARTICIPATION



	vs. K.C.	at HOU	vs. TEN	at DEN	at CAR	vs. N.O.	at CIN	vs. NYJ	vs. HOU	at IND	at TEN	vs. T.B	vs. LAC	at OAK	at ATL	vs. IND	GAMES/ STARTED
Koyack	--	--	--	--	--	P	P	P	TE	P	TE	P	TE	TE	TE	TE	11/6
Lambo	P	P	P	P	P	P	P	P	P	P	P	P	P	P	P	P	16/0
Lee	P	INA	P	WR	P	P	INA	P	IR	IR	IR	IR	IR	IR	IR	IR	6/1
Litton	ps	ps	ps	ps	ps	ps	ps	--	--	--	--	--	--	--	--	--	0/0
Linder	C	C	C	C	C	C	C	C	C	C	C	C	C	C	C	C	16/16
McCray	P	P	P	P	INA	P	P	P	P	P	IR	IR	IR	IR	IR	IR	9/0
McNichols	--	--	--	--	--	--	--	--	--	--	--	--	--	--	ps	P	1/0
Middleton	--	--	--	--	--	--	--	--	--	--	--	ps	ps	ps	P	P	2/0
Minschew II	P	QB	QB	QB	QB	QB	QB	QB	QB	DNP	DNP	P	QB	QB	QB	QB	14/12
Ngakoue	DE	INA	DE	DE	DE	DE	DE	DE	DE	DE	DE	DE	DE	DE	DE	DE	15/15
Nickerson	--	--	--	--	--	--	INA	ps	ps	ps	ps	ps	P	P	P	CB	4/1
Norwell	LG	LG	LG	LG	LG	LG	LG	LG	LG	LG	LG	LG	LG	LG	LG	LG	16/16
Ogbuehi	INA	INA	P	P	P	P	P	P	P	P	P	P	P	P	P	P	14/0
O'Leary	--	--	--	--	--	--	--	--	--	--	TE	TE	TE	P	P	INA	5/3
Oliver	INA	INA	INA	INA	INA	INA	P	P	P	TE	IR	IR	IR	IR	IR	IR	4/1
Orzech	P	P	P	P	P	P	P	P	P	P	P	P	P	P	P	P	16/0
O'Shaughnessy	TE	TE	TE	TE	TE	IR	IR	IR	IR	IR	IR	IR	IR	IR	IR	IR	5/5
Ozigbo	INA	INA	INA	INA	P	P	INA	INA	P	P	P	P	P	P	P	P	10/0
Payne	--	--	--	--	--	--	--	P	P	P	P	MLB	MLB	MLB	MLB	MLB	9/5
Perkins	--	--	--	--	--	--	--	--	--	--	--	--	ps	ps	ps	ps	0/0
Pope	--	--	--	--	--	--	--	--	--	--	ps	ps	ps	ps	ps	ps	0/0
Price	--	--	--	--	--	--	--	ps	ps	ps	ps	ps IR	ps IR	ps IR	ps IR	ps IR	0/0
Ramsey	CB	CB	CB	INA	INA	INA	--	--	--	--	--	--	--	--	--	--	3/3
Richardson Jr.	LT	LT	P	P	P	P	P	P	P	P	INA	P	P	P	P	P	15/2
C. Robinson	INA	INA	LT	LT	LT	LT	LT	LT	LT	LT	LT	LT	LT	LT	LT	LT	13/13
J. Robinson	P	P	P	P	P	P	P	P	Ret	Ret	Ret	Ret	Ret	Ret	Ret	Ret	8/0
Russell	P	P	INA	INA	INA	INA	INA	INA	INA	INA	P	INA	INA	INA	INA	INA	3/0
Ryan	NFI	NFI	NFI	NFI	NFI	NFI	NFI	NFI	NFI	NFI	NFI	P	P	IR	IR	IR	2/0
Shatley	P	P	P	P	P	P	P	P	P	P	P	P	P	P	P	P	16/0
M. Smith	--	--	--	--	--	--	--	P	P	--	--	--	--	--	--	--	2/0
S. Smith	--	--	--	--	--	--	--	ps	--	--	--	--	--	--	--	--	0/0
Smoot	P	P	P	P	P	P	P	P	P	P	P	P	P	P	P	P	16/0
Sokol	--	--	--	--	--	--	--	--	--	--	ps	ps	ps	ps	ps	ps	0/0
Spence	--	--	--	--	--	--	--	P	P	P	P	P	P	P	P	P	9/0
Stanley	--	--	--	--	--	--	--	--	--	--	--	--	--	--	ps	ps	0/0
Swaim	P	P	P	TE	P	TE	INA	IR	IR	IR	IR	IR	IR	IR	IR	IR	6/2
Taylor	RT	RT	RT	RT	RT	RT	RT	RT	RT	RT	RT	RT	RT	RT	RT	RT	16/16
Thomas	DNP	DNP	INA	INA	INA	INA	INA	INA	INA	INA	INA	INA	INA	IR	IR	IR	0/0
Walker	ps	ps	ps	ps	ps	ps	ps	ps	P	P	P	P	P	P	P	IR	7/0
Watson	ps	ps	ps	ps	ps	ps	ps	ps	P	P	P	P	P	P	P	P	8/0
Westbrook	WR	WR	WR	P	WR	WR	WR	WR	INA	WR	P	WR	P	WR	P	WR	15/9
Williams	WLB	WLB	WLB	WLB	WLB	P	P	INA	INA	P	WLB	WLB	WLB	IR	IR	IR	11/8
Wilson	FS	FS	FS	FS	FS	FS	FS	FS	FS	FS	FS	FS	FS	FS	FS	FS	16/16
Wingard	P	P	P	P	P	P	P	P	P	P	P	SS	SS	P	P	P	16/2

POS=Started; P=Played; DNP=Did not play; INA= Inactive; ps=Practice squad; ---=Not on roster; Ret=Reserve/Retired list

NFI= Reserve/non-football injury; PUP=Reserve/physically unable to perform; IR=Injured reserve; ps IR = Practice Squad injured list; Sus=Suspended



DEFENSIVE STATS



PLAYER	DEFENSE											SPECIAL TEAMS				
	T	A	TT	SK	YD	TFL	QH	INT	PD	FF	FR	T	A	FF	FR	BL
Jarrold Wilson	52	21	73	-	-	6	2	2	4	1	-	5	1	-	-	-
Ronnie Harrison	43	27	70	2	6	2	1	2	9	-	1	1	-	-	-	-
Myles Jack	42	24	66	0.5	4	3	2	1	4	-	-	-	-	-	-	-
A.J. Bouye	50	15	65	-	-	1	-	1	8	-	-	-	-	-	-	-
Donald Payne	35	25	60	1	9	3	1	-	1	-	-	1	-	-	1	-
Calais Campbell	37	20	57	6.5	47	10	24	-	1	2	1	-	-	-	-	1
Tre Herndon	41	13	54	-	-	1	-	3	13	-	-	1	-	-	-	-
Quincy Williams	30	18	48	-	-	2	-	-	-	-	-	-	-	-	-	-
Josh Allen	31	13	44	10.5	74	11	22	-	-	2	-	-	-	-	-	-
Yannick Ngakoue	36	5	41	8	56	13	15	1	6	4	1	-	-	-	-	-
D.J. Hayden	32	9	41	2	17	5	5	-	6	1	1	-	-	-	-	-
Austin Calitro	28	10	38	1	8	4	2	-	1	-	-	2	-	-	-	-
Leon Jacobs	26	10	36	2	13	3	3	-	1	-	-	5	1	-	1	-
Taven Bryan	18	15	33	2	16	5	9	-	1	1	-	-	-	-	-	-
Abry Jones	15	16	31	2	10	1	3	-	-	-	1	-	-	-	-	-
Najee Goode	20	4	24	1	6	1	1	-	2	-	-	1	2	-	-	-
Andrew Wingard	14	5	19	1	3	-	2	-	-	1	-	8	3	-	-	-
Jalen Ramsey	13	4	17	-	-	-	-	-	1	1	-	-	-	-	-	-
Dawuane Smoot	12	5	17	6	32	6	7	-	-	-	1	-	-	-	-	-
Marcell Dareus	8	5	13	0.5	3	1	1	-	1	-	-	-	-	-	-	-
Akeem Spence	8	3	11	-	-	-	1	-	-	-	-	-	-	-	-	-
Breon Borders	6	1	7	-	-	-	1	-	-	-	1	-	-	-	-	-
D.J. Alexander	3	2	5	-	-	-	-	-	-	-	-	2	-	-	-	-
Cody Davis	2	3	5	-	-	-	-	-	1	-	-	6	2	-	-	1
Lerentee McCray	3	1	4	-	-	-	-	-	-	-	-	-	1	-	-	-
Dontavius Russell	3	1	4	-	-	-	-	-	-	-	-	-	-	-	-	-
Parry Nickerson	2	1	3	-	-	-	-	-	-	-	-	2	1	-	-	-
Marcus Gilchrist	2	0	2	-	-	-	-	-	-	-	-	-	-	-	-	-
Brandon Watson	1	0	1	-	-	-	-	-	-	-	-	3	1	-	-	-
Carl Davis	1	0	1	-	-	-	-	-	-	-	-	-	-	-	-	-
Joe Giles-Harris	0	0	0	-	-	-	-	-	-	-	-	2	1	-	-	-
Josh Robinson	0	0	0	-	-	-	-	-	-	-	-	2	1	-	-	-
Michael Walker	0	0	0	-	-	-	-	-	-	-	-	2	-	-	-	-
Doug Middleton	0	0	0	-	-	-	-	-	-	-	-	2	-	-	-	-
Devine Ozigbo	0	0	0	-	-	-	-	-	-	-	-	2	-	-	-	-
Ryquell Armstead	0	0	0	-	-	-	-	-	-	-	-	1	-	-	-	-
Dakota Allen	0	0	0	-	-	-	-	-	-	-	-	1	-	-	-	-
Josh Lambo	0	0	0	-	-	-	-	-	-	-	-	1	-	-	-	-
Dede Westbrook	0	0	0	-	-	-	-	-	-	-	-	-	-	-	1	-
Keelan Cole	0	0	0	-	-	-	-	-	-	-	-	-	-	-	1	-
Team Totals	613	276	889	46	304	78	102	10	60	13	7	50	14	-	4	2
Opponent Totals	614	315	929	42	263	66	83	8	81	15	10	54	15	3	4	-



OFFENSIVE STARTERS

Date	WR	FB/TE/WR	LT	LG	C	RG	RT	TE	WR	QB	RB
9/8 vs. KC	Westbrook	Conley (WR)	Richardson Jr.	Norwell	Linder	Cann	Taylor	O'Shaughnessy	Chark Jr.	Foles	Fournette
9/15 at HOU	Westbrook	Conley (WR)	Richardson Jr.	Norwell	Linder	Cann	Taylor	O'Shaughnessy	Chark Jr.	Minshew II	Fournette
9/19 vs. TEN	Westbrook	DeValve (TE)	Robinson	Norwell	Linder	Cann	Taylor	O'Shaughnessy	Chark Jr.	Minshew II	Fournette
9/29 at DEN	Lee	Swaim (TE)	Robinson	Norwell	Linder	Cann	Taylor	O'Shaughnessy	DeValve (TE)	Minshew II	Fournette
10/6 at CAR	Westbrook	Conley (WR)	Robinson	Norwell	Linder	Cann	Taylor	O'Shaughnessy	Chark Jr.	Minshew II	Fournette
10/13 vs. NO	Westbrook	Conley (WR)	Robinson	Norwell	Linder	Cann	Taylor	Swaim	Chark Jr.	Minshew II	Fournette
10/20 at CIN	Westbrook	Conley (WR)	Robinson	Norwell	Linder	Cann	Taylor	DeValve	Chark Jr.	Minshew II	Fournette
10/27 vs. NYJ	Westbrook	Conley (WR)	Robinson	Norwell	Linder	Cann	Taylor	DeValve	Chark Jr.	Minshew II	Fournette
11/3 vs. HOU	Conley	DeValve (FB)	Robinson	Norwell	Linder	Cann	Taylor	Koyack	Chark Jr.	Minshew II	Fournette
11/17 at IND	Westbrook	Conley	Robinson	Norwell	Linder	Cann	Taylor	Oliver	Chark Jr.	Foles	Fournette
11/24 at TEN	Conley	O'Leary (TE)	Robinson	Norwell	Linder	Cann	Taylor	Koyack	Chark Jr.	Foles	Fournette
12/1 vs. TB	Westbrook	Conley (WR)	Robinson	Norwell	Linder	Cann	Taylor	O'Leary	Chark Jr.	Foles	Fournette
12/8 vs. LAC	Conley	Koyack (TE)	Robinson	Norwell	Linder	Cann	Taylor	O'Leary	Chark Jr.	Minshew II	Fournette
12/15 vs. OAK	Conley	Cole (WR)	Robinson	Norwell	Linder	Cann	Taylor	Koyack	Westbrook	Minshew II	Fournette
12/22 at ATL	Conley	Koyack (TE)	Robinson	Norwell	Linder	Cann	Taylor	DeValve	Chark Jr.	Minshew II	Fournette
12/29 vs. IND	Conley	Westbrook (WR)	Robinson	Norwell	Linder	Cann	Taylor	Koyack	Chark Jr.	Minshew II	Armstead

DEFENSIVE STARTERS

Date	DE	NT	DT	DE	WLB	MLB	SLB	LCB	FS	SS	RCB
9/8 vs. KC	Allen	Jones	Campbell	Ngakoue	Williams	Jack	Hayden (CB)	Ramsey	Wilson	Harrison	Bouye
9/15 at HOU	Allen	Jones	Dareus	Campbell	Williams	Jack	Hayden (CB)	Ramsey	Wilson	Harrison	Herndon
9/19 vs. TEN	Allen	Dareus	Campbell	Ngakoue	Williams	Jack	Hayden (CB)	Ramsey	Wilson	Harrison	Bouye
9/29 at DEN	Campbell	Jones	Dareus	Ngakoue	Williams	Jack	Jacobs	Herndon	Wilson	Harrison	Bouye
10/6 at CAR	Campbell	Jones	Dareus	Ngakoue	Williams	Jack	Jacobs	Herndon	Wilson	Harrison	Bouye
10/13 vs. NO	Campbell	Jones	Dareus	Ngakoue	Goode	Jack	Hayden (CB)	Herndon	Wilson	Harrison	Bouye
10/20 at CIN	Campbell	Jones	Dareus	Ngakoue	Goode	Jack	Jacobs	Herndon	Wilson	Harrison	Bouye
10/27 vs. NYJ	Campbell	Jones	Bryan	Ngakoue	Calitro	Jack	Hayden (CB)	Herndon	Wilson	Harrison	Bouye
11/3 vs. HOU	Allen	Jones	Campbell	Ngakoue	Goode	Jack	Borders (CB)	Herndon	Wilson	Harrison	Bouye
11/17 at IND	Campbell	Jones	Bryan	Ngakoue	Goode	Jack	Hayden (CB)	Herndon	Wilson	Harrison	Bouye
11/24 at TEN	Campbell	Jones	Bryan	Ngakoue	Williams	Jack	Jacobs	Herndon	Wilson	Harrison	Bouye
12/1 vs. TB	Campbell	Jones	Bryan	Ngakoue	Williams	Payne	Jacobs	Herndon	Wilson	Wingard	Bouye
12/8 vs. LAC	Campbell	Jones	Bryan	Ngakoue	Williams	Payne	Hayden (CB)	Herndon	Wilson	Wingard	Bouye
12/15 vs. OAK	Campbell	Jones	Bryan	Ngakoue	Calitro	Payne	Jacobs	Herndon	Wilson	Harrison	Bouye
12/22 at ATL	Campbell	Jones	Bryan	Ngakoue	Calitro	Payne	Jacobs	Herndon	Wilson	Harrison	Bouye
12/29 vs. IND	Campbell	Jones	Bryan	Ngakoue	Calitro	Payne	Nickerson (CB)	Herndon	Wilson	Harrison	Hayden

2019 GAME-BY-GAME LEADERS



JAGUARS INDIVIDUAL LEADERS

Date	Pass Yds.	Rushing Yds.	Receptions	Receiving Yds.	Touchdowns	Sacks	Total Tackles
9/8 vs. KC	G. Minshew II - 275	L. Fournette - 66	C. Conley - 6	D. Chark Jr. - 146	3 players - 1	-	3 players - 5
9/15 at HOU	G. Minshew II - 213	G. Minshew II - 56	D. Chark Jr. - 7	C. Conley - 73	D. Chark Jr. - 1	2 players - 1	3 players - 8
9/19 vs. TEN	G. Minshew II - 204	L. Fournette - 66	L. Fournette - 6	D. Chark Jr. - 76	2 players - 1	C. Campbell - 3	R. Harrison - 10
9/29 at DEN	G. Minshew II - 213	L. Fournette - 225	D. Westbrook - 5	D. Westbrook - 66	2 players - 1	-	Q. Williams - 8
10/6 at CAR	G. Minshew II - 374	L. Fournette - 108	D. Chark Jr. - 8	D. Chark Jr. - 164	D. Chark Jr. - 2	Y. Ngakoue - 2	M. Jack - 9
10/13 vs. NO	G. Minshew II - 163	L. Fournette - 72	L. Fournette - 6	D. Westbrook - 53	-	3 players - 1	T. Herndon - 9
10/20 at CIN	G. Minshew II - 255	L. Fournette - 131	D. Westbrook - 6	D. Westbrook - 103	2 players - 1	2 players - 1	A. Bouye - 6
10/27 vs. NYJ	G. Minshew II - 279	L. Fournette - 76	L. Fournette - 7	C. Conley - 103	3 players - 1	2 players - 1	A. Calitro - 7
11/3 vs. HOU	G. Minshew II - 309	L. Fournette - 40	3 players - 5	K. Cole - 80	-	C. Campbell - 1	2 players - 7
11/17 at IND	N. Foles - 296	L. Fournette - 23	D. Chark Jr - 8	D. Chark Jr. - 104	D. Chark Jr. - 2	3 players - 1	M. Jack - 9
11/24 at TEN	N. Foles - 272	L. Fournette - 97	L. Fournette - 9	D. Westbrook - 69	L. Fournette - 2	Y. Ngakoue - 1	M. Jack - 7
12/1 vs. TB	G. Minshew II - 147	L. Fournette - 38	L. Fournette - 9	D. Westbrook - 60	D. Westbrook - 1	4 players - 1	D. Payne - 13
12/8 vs. LAC	G. Minshew II - 162	L. Fournette - 50	D. Chark Jr - 9	D. Chark Jr. - 75	N. O'Leary - 1	C. Campbell - 1	D. Payne - 16
12/15 vs. OAK	G. Minshew II - 201	L. Fournette - 42	L. Fournette - 5	K. Cole - 76	C. Conley - 2	Y. Ngakoue - 2	D. Payne - 13
12/22 at ATL	G. Minshew II - 181	L. Fournette - 71	2 players - 3	C. Conley - 56	C. Conley - 1	D. Smoot - 1	D. Payne - 16
12/29 vs. IND	G. Minshew II - 295	R. Armstead - 33	D. Westbrook - 7	D. Westbrook - 72	3 players - 1	2 players - 1	J. Wilson - 6

OPPONENT INDIVIDUAL LEADERS

Date	Pass Yds.	Rushing Yds.	Receptions	Receiving Yds.	Touchdowns	Sacks	Total Tackles
9/8 vs. KC	P. Mahomes - 378	L. McCoy - 81	S. Watkins - 9	S. Watkins - 198	S. Watkins - 3	E. Ogbah - 1	J. Thornhill - 8
9/15 at HOU	D. Watson - 159	C. Hyde - 90	D. Hopkins - 5	2 players - 40	D. Watson - 1	W. Mercilus - 2	Z. Cunningham - 10
9/19 vs. TEN	M. Mariota - 304	D. Henry - 44	De. Walker - 7	A. Humphries - 90	D. Henry - 1	-	J. Brown - 10
9/29 at DEN	J. Flacco - 303	P. Lindsay - 53	C. Sutton - 6	E. Sanders - 104	C. Sutton - 2	V. Miller - 2	T. Davis - 12
10/6 at CAR	K. Allen - 181	C. McCaffrey - 176	2 players - 6	D. Moore - 91	C. McCaffrey - 2	2 players - 1	L. Kuechly - 12
10/13 vs. NO	T. Bridgewater - 240	L. Murray - 44	M. Thomas - 8	M. Thomas - 89	J. Cook - 1	C. Jordan - 2	2 players - 6
10/20 at CIN	A. Dalton - 276	A. Dalton - 33	A. Erickson - 8	A. Erickson - 137	2 players - 1	G. Atkins - 2	J. Bates III - 12
10/27 vs. NYJ	S. Darnold - 218	L. Bell - 23	D. Thomas - 5	R. Griffin - 66	R. Griffin - 2	J. Willis - 1	2 players - 6
11/3 vs. HOU	D. Watson - 201	C. Hyde - 160	D. Hopkins - 8	D. Johnson - 68	3 players - 1	B. Scarlett - 2	G. Conley - 8
11/17 at IND	J. Brissett - 148	J. Williams - 116	2 players - 4	M. Johnson - 38	4 players - 1	2 players - 1	K. Moore II - 8
11/24 at TEN	R. Tannehill - 259	D. Henry - 159	A. Brown - 4	A. Brown - 135	2 players - 2	3 players - 1	J. Brown - 15
12/1 vs. TB	J. Winston - 268	P. Barber - 44	2 players - 5	B. Perriman - 87	P. Barber - 2	S. Barrett - 2	2 players - 7
12/8 vs. LAC	P. Rivers - 314	A. Ekeler - 101	2 players - 5	A. Ekeler - 112	6 players - 1	J. Bosa - 2	D. Tranquill - 8
12/15 vs. OAK	D. Carr - 267	J. Jacobs - 89	D. Waller - 8	D. Waller - 122	T. Williams - 1	2 players - 1	W. Compton - 9
12/22 at ATL	M. Ryan - 384	B. Hill - 66	J. Jones - 10	J. Jones - 166	3 players - 1	2 players - 1	D. Campbell - 9
12/29 vs. IND	J. Brissett - 162	M. Mack - 77	2 players - 3	T. Hilton - 72	M. Mack - 2	2 players - 1	A. Walker - 16

TAKEAWAYS AND TURNOVERS



Date	Result	Net Differential	TAKEAWAYS				GIVEAWAYS		
			Total Takeaways	INTs	Fumbles Recovered	Points Off Turnovers	Total Giveaways	INTs	Fumbles Lost
9/8 vs. KC	L	-2	0	0	0	0	2	1	1
9/15 at HOU	L	-1	0	0	0	0	1	0	1
9/19 vs. TEN	W	1	1	0	1	7	0	0	0
9/29 at DEN	W	1	1	1	0	3	0	0	0
10/6 at CAR	L	-3	0	0	0	0	3	0	3
10/13 vs. NO	L	-1	0	0	0	0	1	1	0
10/20 at CIN	W	4	4	3	1	13	0	0	0
10/27 vs. NYJ	W	2	3	3	0	14	1	0	1
11/3 vs. HOU	L	-3	1	0	1	0	4	2	2
11/17 at IND	L	1	2	1	1	6	1	1	0
11/24 at TEN	L	1	2	0	2	6	1	0	1
12/1 vs. TB	L	-3	1	0	1	3	4	2	2
12/8 vs. LAC	L	0	0	0	0	0	0	0	0
12/15 vs. OAK	W	0	0	0	0	0	0	0	0
12/22 at ATL	L	1	2	2	0	6	1	0	1
12/29 vs. IND	W	+1	2	0	2	14	1	1	0
Totals	6-10	-1	19	10	9	72	20	8	12

RED ZONE STATS



JAGUARS 2019 RED ZONE EFFICIENCY											GOAL TO GO			
Date	Opponent	Drives	RZ Drives	RZ Drive%	RZ TDS	RZ TD%	RZ FGM	RZ FGA	RZ Score %	RZ Giveaways	Drives	Off TD	TD %	FGM
9/8	K.C.	10	3	30%	1	33.33%	2	2	100%	0	1	0	0	1
9/15	at HOU	10	2	20%	1	50%	1	1	100%	0	0	0	0	0
9/19	TEN	12	2	16.67%	1	50%	0	0	50%	1	2	1	50%	0
9/29	at DEN	12	6	50%	2	33.33%	4	4	100%	0	1	0	0	1
10/6	at CAR	14	3	21.43%	2	66.67%	1	1	100%	0	1	1	100%	0
10/13	N.O.	10	2	20%	0	0	2	2	100%	0	1	0	0	1
10/20	at CIN	13	6	46.15%	1	16.67%	4	4	83.33%	1	3	1	33.3%	1
10/27	NYJ	12	4	33.33%	2	50%	2	2	100%	0	4	2	50%	2
11/3	HOU	11	1	9.09%	0	0	1	1	100%	0	0	0	0	0
11/17	at IND	12	0	0	0	0	0	0	0	0	0	0	0	0
11/24	at TEN	12	2	16.67%	2	100%	0	0	100%	0	2	2	100%	0
12/1	T.B.	12	3	25%	1	33%	0	0	33.33%	2	2	1	50%	0
12/8	LAC	10	2	20%	1	50%	1	1	100%	0	0	0	0	0
12/15	at OAK	9	4	44.44%	2	50%	2	2	100%	0	1	1	100%	0
12/22	at ATL	11	2	18.18%	0	0	1	1	50%	1	1	0	0	0
12/29	IND	10	5	50%	3	60	1	1	80%	0	3	1	33.3%	1
TOTALS		180	47	26.11	19	40.43%	22	22	87.23	5	22	10	45.5%	7

OPPONENT 2019 RED ZONE EFFICIENCY											GOAL TO GO			
Date	Opponent	Drives	RZ Drives	RZ Drive%	RZ TDS	RZ TD%	RZ FGM	RZ FGA	RZ Score %	RZ Giveaways	Drives	Off TD	TD %	FGM
9/8	K.C.	10	6	60%	2	33.33%	3	3	83.33%	0	3	2	66.7%	1
9/15	at HOU	11	2	18.18%	1	50%	1	1	100%	0	1	0	0	1
9/19	TEN	11	2	18.18%	1	50%	0	0	50%	1	1	1	100%	0
9/29	at DEN	12	3	25%	2	66.67%	1	1	100%	0	2	2	100%	0
10/6	at CAR	12	3	25%	2	66.67%	0	0	66.67%	1	1	1	100%	0
10/13	N.O.	10	3	30%	1	33.33%	1	1	66.67%	0	3	1	33.3%	1
10/20	at CIN	14	4	28.57%	2	50%	1	1	75%	1	2	2	100%	0
10/27	NYJ	13	1	7.69%	1	100%	0	0	100%	0	1	1	100%	0
11/3	HOU	10	4	40%	3	75%	1	1	100%	0	3	3	100%	0
11/17	at IND	11	5	45.45%	4	80%	1	1	100%	0	2	2	100%	0
11/24	at TEN	13	4	30.77%	3	75%	0	0	75%	1	3	2	66.7%	0
12/1	T.B.	12	5	41.67%	2	40%	2	2	80%	0	2	1	50%	0
12/8	LAC	11	3	27.27%	3	100%	0	0	100%	0	2	2	100%	0
12/15	at OAK	10	3	30.00	0	0.00	3	3	100.00	0	1	0	0.0	1
12/22	at ATL	11	5	45.45	3	60.00	1	2	80.00	0	1	1	100.0	0
12/29	IND	10	3	30.00	2	66.67	1	1	100.00	0	2	1	50.0	1
TOTALS		181	56	30.94	32	57.14	16	17	85.71	4	4	22	73.3	5

2019 LONG PLAYS



RUSHES OF 15+ YARDS (20)

9/15 at HOU

QB **Gardner Minshew II** for 21 yards in first quarter
QB **Gardner Minshew II** for 18 yards in fourth quarter

9/19 vs. TEN

RB **Leonard Fournette** for 69 yards in fourth quarter

9/29 at DEN

RB **Leonard Fournette** for 81 yards in third quarter
RB **Leonard Fournette** for 26 yards in fourth quarter
RB **Ryquell Armstead** for 16 yards in fourth quarter

10/6 at CAR

RB **Leonard Fournette** for 48 yards in fourth quarter

10/13 vs. N.O.

RB **Leonard Fournette** for 16 yards in third quarter

10/20 at CIN

RB **Leonard Fournette** for 15 yards in first quarter
RB **Leonard Fournette** for 19 yards in first quarter
QB **Gardner Minshew II** for 20 yards in first quarter
RB **Leonard Fournette** for 20 yards in second quarter
QB **Gardner Minshew II** for 16 yards in second quarter
WR **DJ Chark Jr.** for 20 yards in third quarter

10/27 vs. NYJ

RB **Leonard Fournette** for 66 yards in first quarter

11/24 at TEN

RB **Leonard Fournette** for 15 yards in first quarter
RB **Leonard Fournette** for 16 yards in fourth quarter

12/15 at OAK

RB **Leonard Fournette** for 26 yards in third quarter

12/22 at ATL

RB **Leonard Fournette** for 23 yards in second quarter
QB **Gardner Minshew II** for 17 yards in third quarter

PASSES OF 20+ YARDS (53)

9/8 vs. K.C.

QB **Nick Foles** to WR **Chris Conley** for 21 yards in first quarter
QB **Nick Foles** to WR **DJ Chark Jr.** (TD) for 35 yards in first quarter
QB **Gardner Minshew II** to WR **Chris Conley** for 20 yards in second quarter
QB **Gardner Minshew II** to WR **DJ Chark Jr.** for 69 yards in second quarter
QB **Gardner Minshew II** to WR **Chris Conley** (TD) for 21 yards in fourth quarter
QB **Gardner Minshew II** to WR **DJ Chark Jr.** for 35 yards in fourth quarter

9/15 at HOU

QB **Gardner Minshew II** to RB **Leonard Fournette** for 20 yards in fourth quarter
QB **Gardner Minshew II** to WR **Chris Conley** for 31 yards in fourth quarter

9/19 vs. TEN

QB **Gardner Minshew II** to WR **Dede Westbrook** for 28 yards in first quarter
QB **Gardner Minshew II** to WR **DJ Chark Jr.** (TD) for 22 yards in first quarter
QB **Gardner Minshew II** to WR **DJ Chark Jr.** for 37 yards in third quarter

9/29 at DEN

QB **Gardner Minshew II** to WR **DJ Chark Jr.** for 24 yards in first quarter
QB **Gardner Minshew II** to WR **Dede Westbrook** for 32 yards in fourth quarter

10/6 at CAR

QB **Gardner Minshew II** to WR **DJ Chark Jr.** (TD) for 37 yards in first quarter
QB **Gardner Minshew II** to WR **DJ Chark Jr.** for 20 yards in first quarter
QB **Gardner Minshew II** to WR **Dede Westbrook** for 30 yards in second quarter
QB **Gardner Minshew II** to TE **James O'Shaughnessy** for 35 yards in second quarter
QB **Gardner Minshew II** to WR **DJ Chark Jr.** for 31 yards in third quarter
QB **Gardner Minshew II** to WR **DJ Chark Jr.** for 31 yards in third quarter
QB **Gardner Minshew II** to WR **Chris Conley** for 26 yards in fourth quarter

10/13 vs. N.O.

QB **Gardner Minshew II** to WR **DJ Chark Jr.** for 22 yards in second quarter
QB **Gardner Minshew II** to WR **Dede Westbrook** for 23 yards in third quarter
QB **Gardner Minshew II** to WR **Dede Westbrook** for 20 yards in third quarter

10/20 at CIN

QB **Gardner Minshew II** to WR **Dede Westbrook** for 29 yards in first quarter
QB **Gardner Minshew II** to WR **DJ Chark Jr.** for 33 yards in second quarter

QB **Gardner Minshew II** to WR **Chris Conley** for 29 yards in second quarter
QB **Gardner Minshew II** to WR **Dede Westbrook** for 33 yards in second quarter
QB **Gardner Minshew II** to WR **Chris Conley** for 47 yards in fourth quarter

10/27 vs. NYJ

QB **Gardner Minshew II** to WR **Chris Conley** (TD) for 70 yards in first quarter
QB **Gardner Minshew II** to WR **DJ Chark Jr.** for 29 yards in second quarter
QB **Gardner Minshew II** to RB **Leonard Fournette** for 26 yards in third quarter

11/3 vs. HOU

QB **Gardner Minshew II** to RB **Ryquell Armstead** for 31 yards in second quarter
QB **Gardner Minshew II** to WR **Chris Conley** for 20 yards in fourth quarter
QB **Gardner Minshew II** to WR **C.J. Board** for 23 yards in fourth quarter
QB **Gardner Minshew II** to WR **Keelan Cole** for 31 yards in fourth quarter

11/17 at IND

QB **Nick Foles** to WR **DJ Chark Jr.** (TD) for 34 yards in first quarter
QB **Nick Foles** to WR **DJ Chark Jr.** (TD) for 20 yards in fourth quarter
QB **Nick Foles** to WR **Chris Conley** for 24 yards in fourth quarter

11/24 at TEN

QB **Nick Foles** to RB **Leonard Fournette** for 27 yards in second quarter
QB **Nick Foles** to WR **Dede Westbrook** for 21 yards in third quarter
QB **Nick Foles** to WR **Dede Westbrook** for 22 yards in fourth quarter

12/1 vs. T.B.

QB **Nick Foles** to WR **Chris Conley** for 20 yards in first quarter
QB **Nick Foles** to WR **Dede Westbrook** for 39 yards in first quarter
QB **Gardner Minshew II** to WR **DJ Chark Jr.** for 30 yards in fourth quarter

12/8 vs. L.A.C.

QB **Gardner Minshew II** to WR **DJ Chark Jr.** for 22 yards in first quarter

12/15 at OAK

QB **Gardner Minshew II** to WR **Keelan Cole** for 55 yards in first quarter
QB **Gardner Minshew II** to WR **Keelan Cole** for 20 yards in first quarter
QB **Gardner Minshew II** to WR **Chris Conley** for 21 yards in fourth quarter

12/22 at ATL

QB **Gardner Minshew II** to TE **Seth DeValve** for 20 yards in fourth quarter
QB **Gardner Minshew II** to WR **Keelan Cole** for 23 yards in fourth quarter
QB **Gardner Minshew II** to WR **Chris Conley** (TD) for 42 yards in fourth quarter

12/29 vs. IND

QB **Gardner Minshew II** to RB **Ryquell Armstead** for 24 yards in first quarter
QB **Gardner Minshew II** to WR **Keelan Cole** for 45 yards in second quarter

INT RETURNS OF 10+ YARDS (5)

9/29 at DEN

SS **Ronnie Harrison** for 31 yards in second quarter

10/20 at CIN

LB **Myles Jack** for 14 yards in fourth quarter
DE **Yannick Ngakoue** (TD) for 23 yards in fourth quarter
SS **Ronnie Harrison** for 35 yards in fourth quarter

10/27 vs. NYJ

CB **A.J. Bouye** for 25 yards in fourth quarter

FUMBLE RETURNS OF 20+ YARDS (0)

LONG TDs OF 15+ YARDS (8)

9/8 vs. K.C.

QB **Nick Foles** to WR **DJ Chark Jr.** (TD) for 35 yards in first quarter
QB **Gardner Minshew II** to WR **Chris Conley** (TD) for 21 yards in fourth quarter

9/19 vs. TEN

QB **Gardner Minshew II** to WR **DJ Chark Jr.** (TD) for 22 yards in first quarter

9/29 at DEN

QB **Gardner Minshew II** to TE **James O'Shaughnessy** (TD) for 18 yards in third quarter

10/6 at CAR

QB **Gardner Minshew II** to WR **DJ Chark Jr.** (TD) for 37 yards in first quarter

2019 LONG PLAYS



10/27 vs. NYJ

QB **Gardner Minshew II** to WR **Chris Conley** (TD) for 70 yards in first quarter

12/22 at ATL

QB **Gardner Minshew II** to WR **Chris Conley** (TD) for 42 yards in fourth quarter

12/29 vs. IND

QB **Gardner Minshew II** to WR **Dede Westbrook** (TD) for 18 yards in fourth quarter

FIELD GOALS OF 40+ YARDS (11)

9/15 at HOU

K **Josh Lambo** 40 yards in second quarter

9/19 vs. TEN

K **Josh Lambo** 40 yards in third quarter

K **Josh Lambo** 48 yards in fourth quarter

9/29 at DEN

K **Josh Lambo** 40 yards in second quarter

10/27 vs. NYJ

K **Josh Lambo** 43 yards in second quarter

11/24 at TEN

K **Josh Lambo** 49 yards in second quarter

K **Josh Lambo** 50 yards in fourth quarter

12/1 vs. T.B.

K **Josh Lambo** 53 yards in third quarter

12/15 at OAK

K **Josh Lambo** 43 yards in third quarter

12/29 vs. IND

K **Josh Lambo** 53 yards in second quarter

K **Josh Lambo** 56 yards in second quarter

PLAYS OF 30-PLUS YARDS



2019

- | | |
|---|----------------------------|
| 1. Nick Foles to DJ Chark Jr. (35 yds - TOUCHDOWN) | 9-8-19 vs. Kansas City |
| 2. Gardner Minshew II to DJ Chark Jr. (69 yds) | 9-8-19 vs. Kansas City |
| 3. Gardner Minshew II to DJ Chark Jr. (37 yds) | 9-8-19 vs. Kansas City |
| 4. Gardner Minshew II to Chris Conley (31 yds) | 9-15-19 at Houston |
| 5. Gardner Minshew II to DJ Chark Jr. (37 yds) | 9-19-19 vs. Tennessee |
| 6. Leonard Fournette run (69 yds) | 9-19-19 vs. Tennessee |
| 7. Leonard Fournette run (81 yds) | 9-29-19 at Denver |
| 8. Gardner Minshew II to Dede Westbrook (32 yds) | 9-29-19 at Denver |
| 9. Gardner Minshew II to DJ Chark Jr. (37 yds - TOUCHDOWN) | 10-6-19 at Carolina |
| 10. Gardner Minshew II to Dede Westbrook (30 yds) | 10-6-19 at Carolina |
| 11. Gardner Minshew II to DJ Chark Jr. (31 yds) | 10-6-19 at Carolina |
| 12. Gardner Minshew II to DJ Chark Jr. (31 yds) | 10-6-19 at Carolina |
| 13. Leonard Fournette run (48 yds) | 10-6-19 at Carolina |
| 14. Gardner Minshew II to James O'Shaughnessy (35 yds) | 10-6-19 at Carolina |
| 15. Gardner Minshew II to DJ Chark Jr. (33 yds) | 10-20-19 at Cincinnati |
| 16. Gardner Minshew II to Dede Westbrook (33 yds) | 10-20-19 at Cincinnati |
| 17. Gardner Minshew II to Chris Conley (47 yds) | 10-20-19 at Cincinnati |
| 18. Gardner Minshew II to Chris Conley (70 yds - TOUCHDOWN) | 10-27-19 vs. New York Jets |
| 19. Leonard Fournette run (66 yds) | 10-27-19 vs. New York Jets |
| 20. Gardner Minshew II to Ryquell Armstead (31 yards) | 11-4-19 vs. Houston |
| 21. Gardner Minshew II to Keelan Cole (31 yards) | 11-4-19 vs. Houston |
| 22. Nick Foles to DJ Chark Jr. (34 yds - TOUCHDOWN) | 11-17-19 at Indianapolis |
| 23. Nick Foles to Dede Westbrook (39 yards) | 12-1-19 vs. Tampa Bay |
| 24. Gardner Minshew II to DJ Chark Jr. (30 yards) | 12-1-19 vs. Tampa Bay |
| 25. Gardner Minshew II to Keelan Cole (55 yards) | 12-15-19 at Oakland |
| 26. Gardner Minshew II to Chris Conley (42 yards - TOUCHDOWN) | 12-22-19 at Atlanta |
| 27. Gardner Minshew II to Keelan Cole (45 yards) | 12-29-19 vs. Indianapolis |

2018

- | | |
|--|---------------------------|
| 1. Blake Bortles run (41 yds) | 9-9-18 at New York Giants |
| 2. Blake Bortles to Keelan Cole (31 yds) | 9-9-18 at New York Giants |
| 3. Blake Bortles to Dede Westbrook (61 yds - TOUCHDOWN) | 9-16-18 vs. New England |
| 4. Blake Bortles to T.J. Yeldon (31 yds - TOUCHDOWN) | 9-30-18 vs. New York Jets |
| 5. Blake Bortles to Donte Moncrief (67 yds - TOUCHDOWN) | 9-30-18 vs. New York Jets |
| 6. Blake Bortles to Dede Westbrook (30 yds) | 9-30-18 vs. New York Jets |
| 7. Blake Bortles to DJ Chark Jr. (38 yds) | 10-7-18 at Kansas City |
| 8. Blake Bortles to DJ Chark Jr. (30 yds) | 10-7-18 at Kansas City |
| 9. Blake Bortles to Dede Westbrook (30 yds) | 10-7-18 at Kansas City |
| 10. Blake Bortles to Keelan Cole (32 yds) | 10-7-18 at Kansas City |
| 11. Blake Bortles to Dede Westbrook (34 yds - TOUCHDOWN) | 10-14-18 at Dallas |
| 12. Blake Bortles to T.J. Yeldon (37 yds) | 10-28-18 vs. Philadelphia |
| 13. Blake Bortles to Donte Moncrief (80 yds - TOUCHDOWN) | 11-11-18 at Indianapolis |
| 14. Blake Bortles to Leonard Fournette (31 yds) | 11-11-18 at Indianapolis |
| 15. Dede Westbrook run (43 yds) | 11-25-18 at Buffalo |
| 16. Cody Kessler to Keelan Cole (35 yds) | 12-6-18 at Tennessee |

2017

- | | |
|---|------------------------------|
| 1. Corey Grant run (62 yds) | 9-24-17 vs. Baltimore |
| 2. Blake Bortles to Marqise Lee (35 yds) | 9-24-17 vs. Baltimore |
| 3. Blake Bortles to Mercedes Lewis (30 yds - TOUCHDOWN) | 9-24-17 vs. Baltimore |
| 4. Blake Bortles to Marqise Lee (31 yds) | 10-8-17 at Pittsburgh |
| 5. Leonard Fournette run (90 yds - TOUCHDOWN) | 10-8-17 at Pittsburgh |
| 6. Leonard Fournette run (75 yds - TOUCHDOWN) | 10-15-17 vs. L.A. Rams |
| 7. T.J. Yeldon run (58 yds - TOUCHDOWN) | 10-22-17 at Indianapolis |
| 8. Blake Bortles to Keelan Cole (52 yds) | 10-22-17 at Indianapolis |
| 9. Blake Bortles to Allen Hurns (50 yds) | 10-22-17 at Indianapolis |
| 10. Blake Bortles to Marqise Lee (45 yds) | 10-22-17 at Indianapolis |
| 11. Blake Bortles to Mercedes Lewis (37 yds) | 11-5-17 vs. Cincinnati |
| 12. Blake Bortles to Marqise Lee (34 yds) | 11-5-17 vs. Cincinnati |
| 13. Corey Grant run (fake punt) (56 yds - TOUCHDOWN) | 11-12-17 vs. L.A. Chargers |
| 14. Blake Bortles to Keelan Cole (36 yds) | 11-12-17 vs. L.A. Chargers |
| 15. Blake Bortles to Allen Hurns (30 yds) | 11-12-17 vs. L.A. Chargers |
| 16. Blake Bortles to Keelan Cole (32 yds) | 12-3-17 vs. Indianapolis |
| 17. Chris Ivory run (34 yds) | 12-10-17 vs. Seattle |
| 18. Blake Bortles to Keelan Cole (75 yds - TOUCHDOWN) | 12-10-17 vs. Seattle |
| 19. Blake Bortles to Keelan Cole (42 yds) | 12-17-17 vs. Houston |
| 20. Blake Bortles to Keelan Cole (31 yds) | 12-17-17 vs. Houston |
| 21. Blake Bortles to Jaydon Mickens (41 yds) | 12-17-17 vs. Houston |
| 22. Blake Bortles to Keelan Cole (73 yds) | 12-17-17 vs. Houston |
| 23. Blake Bortles to Keelan Cole (32 yds) | 12-24-17 at San Francisco |
| 24. Blake Bortles to Keelan Cole (45 yds) | 1-14-17 at Pittsburgh |
| 25. Blake Bortles to T.J. Yeldon (40 yds) | 1-14-17 at Pittsburgh |

2016

- | | |
|---|--------------------------|
| 1. Blake Bortles to Mercedes Lewis (37 yds) | 9-11-16 vs. Green Bay |
| 2. Blake Bortles to Allen Hurns (30 yds) | 9-11-16 vs. Green Bay |
| 3. Blake Bortles to Allen Hurns (38 yds) | 9-11-16 vs. Green Bay |
| 4. Blake Bortles to Allen Robinson (35 yds) | 9-18-16 at San Diego |
| 5. Blake Bortles to Allen Hurns (42 yds - TOUCHDOWN) | 10-2-16 vs. Indianapolis |
| 6. Blake Bortles to Arrelious Benn (51 yds - TOUCHDOWN) | 10-16-16 at Chicago |
| 7. Chris Ivory run (42 yds) | 10-23-16 vs. Oakland |
| 8. Blake Bortles to Arrelious Benn (39 yds) | 10-23-16 vs. Oakland |
| 9. Blake Bortles to Marqise Lee (38 yds) | 10-23-16 vs. Oakland |
| 10. Blake Bortles to Allen Hurns (31 yds) | 10-27-16 at Tennessee |
| 11. Blake Bortles to Marqise Lee (51 yds) | 11-6-16 at Kansas City |
| 12. Chris Ivory run (42 yds) | 11-6-16 at Kansas City |
| 13. Blake Bortles to Marqise Lee (39 yds) | 12-11-16 vs. Minnesota |
| 14. Blake Bortles to Marqise Lee (34 yds) | 12-11-16 vs. Minnesota |
| 15. Blake Bortles to Allen Robinson (37 yds) | 12-24-16 vs. Tennessee |
| 16. Blake Bortles to Chris Ivory (37 yds) | 12-24-16 vs. Tennessee |
| 17. Corey Grant run (57 yds) | 1-1-17 at Indianapolis |
| 18. Blake Bortles to Allen Robinson (42 yds) | 1-1-17 at Indianapolis |

2015

- | | |
|---|--------------------------|
| 1. Blake Bortles to Allen Robinson (36 yds) | 9-20-15 vs. Miami |
| 2. Blake Bortles to Allen Robinson (52 yds - TOUCHDOWN) | 9-20-15 vs. Miami |
| 3. Blake Bortles to Allen Robinson (46 yds) | 9-20-15 vs. Miami |
| 4. Blake Bortles to Allen Robinson (37 yds) | 9-27-15 at New England |
| 5. Blake Bortles to Allen Hurns (59 yds - TOUCHDOWN) | 9-27-15 at New England |
| 6. Blake Bortles to Allen Robinson (48 yds) | 10-4-15 at Indianapolis |
| 7. T.J. Yeldon run (36 yds) | 10-4-15 at Indianapolis |
| 8. Blake Bortles to Allen Hurns (59 yds) | 10-11-15 at Tampa Bay |
| 9. Blake Bortles to Allen Hurns (31 yds) | 10-25-15 vs. Buffalo |
| 10. T.J. Yeldon run (45 yds) | 11-8-15 at New York Jets |
| 11. Blake Bortles to Allen Robinson (44 yds) | 11-8-15 at New York Jets |
| 12. Blake Bortles to Allen Robinson (33 yds) | 11-8-15 at New York Jets |
| 13. Blake Bortles to Allen Hurns (30 yds - TOUCHDOWN) | 11-8-15 at New York Jets |

- | | |
|--|---------------------------|
| 14. Blake Bortles to Bryan Walters (31 yds) | 11-19-15 vs. Tennessee |
| 15. Blake Bortles to Allen Robinson (38 yds) | 11-19-15 vs. Tennessee |
| 16. Blake Bortles to Julius Thomas (34 yds) | 11-29-15 vs. San Diego |
| 17. Blake Bortles to Allen Robinson (31 yds) | 12-6-15 at Tennessee |
| 18. Blake Bortles to Allen Robinson (44 yds) | 12-6-15 at Tennessee |
| 19. Blake Bortles to T.J. Yeldon (67 yds) | 12-6-15 at Tennessee |
| 20. Blake Bortles to Julius Thomas (30 yds) | 12-13-15 vs. Indianapolis |
| 21. Blake Bortles to Allen Hurns (80 yds - TOUCHDOWN) | 12-13-15 vs. Indianapolis |
| 22. Denard Robinson run (31 yds) | 12-13-15 vs. Indianapolis |
| 23. Blake Bortles to Marqise Lee (30 yds) | 12-20-15 vs. Atlanta |
| 24. Blake Bortles to Allen Robinson (37 yds) | 12-27-15 at New Orleans |
| 25. Blake Bortles to Allen Robinson (90 yds - TOUCHDOWN) | 12-27-15 at New Orleans |
| 26. Blake Bortles to Allen Robinson (36 yds) | 1-3-16 at Houston |
| 27. Blake Bortles to Mercedes Lewis (45 yds) | 1-3-16 at Houston |

2014

- | | |
|--|------------------------------|
| 1. Chad Henne to Allen Hurns (34 yds - TOUCHDOWN) | 9-7-14 at Philadelphia |
| 2. Chad Henne to Allen Hurns (46 yds) | 9-7-14 at Philadelphia |
| 3. Chad Henne to Mercedes Lewis (63 yds - TOUCHDOWN) | 9-14-14 at Washington |
| 4. Chad Henne to Allen Robinson (54 yds) | 9-14-14 at Washington |
| 5. Blake Bortles to Allen Hurns (63 yds - TOUCHDOWN) | 9-21-14 vs. Indianapolis |
| 6. Blake Bortles to Allen Hurns (44 yds) | 9-28-14 at San Diego |
| 7. Blake Bortles to Clay Harbor (30 yds) | 9-28-14 at San Diego |
| 8. Blake Bortles to Clay Harbor (59 yds) | 10-12-14 at Tennessee |
| 9. Blake Bortles to Allen Robinson (31 yds - TOUCHDOWN) | 10-19-14 vs. Cleveland |
| 10. Denard Robinson run (41 yds) | 10-26-14 vs. Miami |
| 11. Blake Bortles run (32 yds) | 10-26-14 vs. Miami |
| 12. Blake Bortles to Allen Robinson (48 yds - TOUCHDOWN) | 10-26-14 vs. Miami |
| 13. Denard Robinson run (39 yds) | 11-2-14 at Cincinnati |
| 14. Blake Bortles to Allen Hurns (40 yds - TOUCHDOWN) | 11-2-14 at Cincinnati |
| 15. Denard Robinson run (32 yds - TOUCHDOWN) | 11-9-14 vs. Dallas |
| 16. Blake Bortles to Cecil Shorts III (53 yds) | 11-9-14 vs. Dallas |
| 17. Blake Bortles to Cecil Shorts III (32 yds) | 11-9-14 vs. Dallas |
| 18. Blake Bortles to Allen Robinson (31 yds) | 11-9-14 vs. Dallas |
| 19. Blake Bortles to Marqise Lee (37 yds) | 11-23-14 at Indianapolis |
| 20. Blake Bortles to Marqise Lee (30 yds) | 11-30-14 vs. New York Giants |
| 21. Blake Bortles to Marqise Lee (31 yds) | 12-7-14 vs. Houston |
| 22. Blake Bortles to Mercedes Lewis (35 yds) | 12-7-14 vs. Houston |
| 23. Blake Bortles to Cecil Shorts III (30 yds) | 12-14-14 at Baltimore |
| 24. Blake Bortles to Marqise Lee (33 yds) | 12-18-14 vs. Tennessee |
| 25. Blake Bortles to Marqise Lee (34 yds) | 12-18-14 vs. Tennessee |
| 26. Jordan Todman run (62 yds - TOUCHDOWN) | 12-18-14 vs. Tennessee |

2013

- | | |
|---|----------------------------|
| 1. Chad Henne to Ace Sanders (30 yds) | 9-15-13 at Oakland |
| 2. Chad Henne to Cecil Shorts III (59 yds) | 9-22-13 at Seattle |
| 3. Blaine Gabbert to Clay Harbor (31 yds) | 9-29-13 vs. Indianapolis |
| 4. Blaine Gabbert to J. Blackmon (67 yds - TOUCHDOWN) | 10-6-13 at St. Louis |
| 5. Chad Henne to J. Blackmon (39 yds) | 10-6-13 at St. Louis |
| 6. Chad Henne to Mike Brown (43 yds) | 10-20-13 vs. San Diego |
| 7. Chad Henne to Mike Brown (32 yds) | 10-20-13 vs. San Diego |
| 8. Chad Henne to Mike Brown (31 yds) | 10-20-13 vs. San Diego |
| 9. Maurice Jones-Drew run (30 yds) | 10-27-13 vs. San Francisco |
| 10. Chad Henne to Danny Noble (62 yds - TOUCHDOWN) | 11-17-13 vs. Arizona |
| 11. Chad Henne to Ace Sanders (51 yds) | 11-24-13 at Houston |
| 12. Maurice Jones-Drew run (44 yds) | 11-24-13 at Houston |
| 13. Maurice Jones-Drew run (48 yds) | 12-5-13 vs. Houston |
| 14. Chad Henne to M. Lewis (41 yds) | 12-5-13 vs. Houston |
| 15. Jordan Todman run (33 yds) | 12-15-13 vs. Buffalo |
| 16. Chad Henne to Jordan Todman (30 yds) | 12-15-13 vs. Buffalo |
| 17. Chad Henne to M. Lewis (30 yds) | 12-22-13 vs. Tennessee |
| 18. Chad Henne to M. Lewis (36 yds) | 12-29-13 at Indianapolis |

2012

- | | |
|--|---------------------------|
| 1. Blaine Gabbert to Cecil Shorts III (39 yds - TOUCHDOWN) | 9-9-12 at Minnesota |
| 2. Blaine Gabbert to Laurent Robinson (32 yds) | 9-16-12 vs. Houston |
| 3. Maurice Jones-Drew run (59 yds - TOUCHDOWN) | 9-23-12 at Indianapolis |
| 4. Blaine Gabbert to Cecil Shorts III (80 yds - TOUCHDOWN) | 9-23-12 at Indianapolis |
| 5. Blaine Gabbert to Cecil Shorts III (34 yds) | 10-7-12 vs. Chicago |
| 6. Blaine Gabbert to Cecil Shorts III (42 yds - TOUCHDOWN) | 10-21-12 at Oakland |
| 7. Blaine Gabbert to Justin Blackmon (36 yds) | 10-28-12 at Green Bay |
| 8. Blaine Gabbert to Cecil Shorts III (35 yds) | 10-28-12 at Green Bay |
| 9. Blaine Gabbert to Cecil Shorts III (52 yds) | 11-8-12 vs. Indianapolis |
| 10. Chad Henne to Justin Blackmon (63 yds) | 11-18-12 at Houston |
| 11. Chad Henne to Cecil Shorts III (67 yds - TOUCHDOWN) | 11-18-12 at Houston |
| 12. Chad Henne to Justin Blackmon (39 yds) | 11-18-12 at Houston |
| 13. Chad Henne to Justin Blackmon (81 yds - TOUCHDOWN) | 11-18-12 at Houston |
| 14. Chad Henne to Cecil Shorts III (59 yds - TOUCHDOWN) | 11-25-12 vs. Tennessee |
| 15. Montell Owens run (32 yds - TOUCHDOWN) | 12-9-12 vs. New York Jets |
| 16. Chad Henne to Justin Blackmon (38 yds) | 12-16-12 at Miami |
| 17. Chad Henne to Cecil Shorts III (30 yds) | 12-16-12 at Miami |
| 18. Chad Henne to Jordan Shipley (36 yds) | 12-23-12 vs. New England |
| 19. Chad Henne to Montell Owens (53 yds) | 12-23-12 vs. New England |
| 20. Chad Henne to Justin Blackmon (30 yds - TOUCHDOWN) | 12-30-12 at Tennessee |

2011

- | | |
|---|-------------------------|
| 1. Maurice Jones-Drew run (39 yds) | 9-25-11 at Carolina |
| 2. Blaine Gabbert to Mike Thomas (36 yds - TOUCHDOWN) | 9-25-11 at Carolina |
| 3. Blaine Gabbert to Mike Thomas (47 yds) | 10-2-11 vs. New Orleans |
| 4. Maurice Jones-Drew run (41 yds) | 10-2-11 vs. New Orleans |
| 5. Blaine Gabbert to Jason Hill (74 yds - TOUCHDOWN) | 10-9-11 vs. Cincinnati |
| 6. Blaine Gabbert to Maurice Jones-Drew (31 yds) | 11-27-11 vs. Houston |
| 7. Blaine Gabbert to Maurice Jones-Drew (48 yds) | 12-5-11 vs. San Diego |
| 8. Blaine Gabbert to Mercedes Lewis (62 yds) | 12-11-11 vs. Tampa Bay |
| 9. Maurice Jones-Drew run (43 yds) | 12-15-11 at Atlanta |
| 10. Maurice Jones-Drew run (56 yds) | 1-1-12 vs. Indianapolis |

Bold indicates Playoffs

DRIVE CHART



WEEK 1 VS. KANSAS CITY

JAX Start	Plays	Yards	End	Deep	Result
1. J25	3	6	J31	J31	Punt
2. J25	7	75	EZ	KC35	Touchdown
3. J25	9	56	KC19	KC19*	Field Goal
4. J25	5	70	KC5	KC5##	Field Goal
5. J25	2	1	J21	J31	End of half
6. J25	9	49	KC26	KC26	Fumble
7. J22	3	-3	J19	J22	Punt
8. J21	7	79	EZ	KC15*	Touchdown
9. J20	1	0	J20	J20	Interception
10. J25	6	75	EZ	KC21	Touchdown

KC Start	Plays	Yards	End	Deep	Result
1. KC25	3	75	EZ	KC32	Touchdown
2. KC21	6	70	J9	J9*	Field Goal
3. KC20	5	80	EZ	J49	Touchdown
4. KC25	7	68	J7	J7*##	Field Goal
5. KC25	10	47	J28	J28	Field Goal
6. KC40	12	60	EZ	J1*##	Touchdown
7. KC33	8	67	EZ	J3*##	Touchdown
8. J46	4	-5	KC49	J44	Punt
9. J12	4	-5	J17	J7*	Field Goal
10. J47	5	30	J16	J16*	End of Game

WEEK 2 AT HOUSTON

JAX Start	Plays	Yards	End	Deep	Result
1. J25	5	9	J34	J37	Punt
2. J26	3	5	J31	J31	Punt
3. J15	6	29	J44	J44	Punt
4. J15	3	4	J19	J19	Punt
5. J31	10	47	H22	H22	Field Goal
6. J25	5	16	J41	J41	Punt
7. J36	4	16	H48	H41	Punt
8. J30	1	-19	J20	J30	Fumble
9. J25	9	61	H14	H14*	Field Goal
10. J32	14	68	EZ	H4*	Touchdown

HOU Start	Plays	Yards	End	Deep	Result
1. H17	3	9	H26	H26	Punt
2. H8	15	71	J21	J21	Field Goal
3. H8	4	23	H31	H39	Punt
4. H33	3	-8	H25	H33	Punt
5. H25	11	71	J4	J4*##	Field Goal
6. H25	5	15	H40	H40	Punt
7. H12	5	15	H27	H27	Punt
8. H1	9	30	H31	H31	Punt
9. J11	4	11	EZ	J2*	Touchdown
10. H25	5	2	H27	H36	Punt
11. H48	1	-1	J48	J48	End of Game

WEEK 3 VS. TENNESSEE

JAX Start	Plays	Yards	End	Deep	Result
1. J25	3	9	J34	J34	Punt
2. T7	1	7	EZ	T7*##	Touchdown
3. J38	6	62	EZ	T22	Touchdown
4. J15	3	0	J15	J15	Punt
5. J15	5	32	J47	J47	Punt
6. J20	3	4	J24	J24	Punt
7. J5	3	6	J11	J11	Punt
8. J10	4	13	J24	J24	End of Half
9. J20	7	58	T22	T22	Field Goal
10. J20	3	3	J23	J23	Punt
11. J25	9	45	T30	T30	Field Goal
12. J22	5	74	T4	T4*##	Failed 4th Down

TEN Start	Plays	Yards	End	Deep	Result
1. T25	5	4	T29	T35	Punt
2. T26	5	28	J46	J46	Punt
3. T44	5	10	J46	J46	Punt
4. T33	3	4	T37	T37	Punt
5. T21	10	22	T43	T43	Punt
6. J44	3	-10	T46	J44	Punt
7. T25	9	55	J11	J11*	Failed 4th Down
8. T25	11	28	J47	J39	Punt
9. T34	7	66	EZ	J1*##	Touchdown
10. T25	5	-7	T18	T40	Punt
11. T4	12	81	J37	J37	End of Game

Underlined = last drive of half

*=Inside the 20

##=Goal-to-go

@=Overtime possession

DRIVE CHART



WEEK 4 AT DENVER

JAX Start	Plays	Yards	End	Deep	Result
1. J1	3	3	J4	J7	Punt
2. J25	10	68	D7	D7*	Field Goal
3. J31	3	-7	J24	J31	Punt
4. J25	4	12	J37	J37	Punt
5. J45	3	-7	J38	50	Punt
6. J25	3	3	J28	J28	Punt
7. D43	7	21	D22	D18*	Field Goal
8. J25	16	75	EZ	D7*	Touchdown
9. J7	3	93	EZ	D18*	Touchdown
10. J16	7	9	J25	J42	Punt
11. J6	13	78	D16	D16*	Field Goal
12. J25	8	60	D15	D15*	Field Goal

DEN Start	Plays	Yards	End	Deep	Result
1. D22	7	39	J39	J39	Punt
2. D47	2	53	EZ	J25	Touchdown
3. D26	3	-1	D25	D30	Punt
4. D31	6	69	EZ	J7*#	Touchdown
5. D7	3	2	D9	D9	Punt
6. D36	11	49	J15	J11*	Field Goal
7. D24	6	43	J33	J33	Interception
8. D25	1	-1	D25	D25	End of Half
9. D20	3	6	D26	D26	Punt
10. D25	3	17	D42	D42	Punt
11. D36	4	22	J42	J42	Punt
12. D25	6	75	EZ	J8*#	Touchdown

WEEK 5 AT CAROLINA

JAX Start	Plays	Yards	End	Deep	Result
1. J25	4	75	EZ	C37	Touchdown
2. J25	3	1	J26	J31	Punt
3. J20	1	0	J20	J20	Fumble
4. J25	8	31	C34	C34	Fumble (ret. - TD)
5. J25	5	16	J41	J41	Punt
6. J17	6	83	EZ	C11*	Touchdown
7. J46	8	37	C17	C17*	Field Goal
8. J14	1	-1	J14	J14	End of Half
9. J25	3	7	J32	J32	Punt
10. J25	6	75	EZ	C1*#	Touchdown
11. J36	5	15	C49	C49	Punt
12. J7	11	73	C20	C20	Field Goal
13. J25	7	30	C39	C39	Fumble
14. J5	11	71	C24	C24	End of Game

CAR Start	Plays	Yards	End	Deep	Result
1. C22	8	78	EZ	J5*#	Touchdown
2. C25	5	11	C36	C36	Punt
3. C14	3	8	C22	C22	Punt
4. J24	3	24	EZ	J18*	Touchdown
5. C39	3	4	C43	C43	Punt
6. C27	7	35	J38	J24	Missed field goal (tipped)
7. C25	3	1	C26	C26	Punt
8. C16	1	84	EZ	C16	Touchdown
9. C25	8	47	J28	J28	Missed field goal
10. C6	14	87	J5	J5*	Failed 4th down
11. C25	4	75	EZ	C41	Touchdown
12. C45	4	16	J39	J37	Punt

DRIVE CHART



WEEK 6 VS. NEW ORLEANS

JAX Start	Plays	Yards	End	Deep	Result
1. J9	5	20	J29	J29	Punt
2. J2	3	2	J4	J4	Punt
3. J25	3	5	J30	J30	Punt
4. J15	3	6	J21	J21	Punt
5. J30	13	66	NO4	NO4*#	Field Goal
6. J14	5	6	J21	J29	End of half
7. J25	4	20	J45	J45	Interception
8. J25	10	61	NO14	NO10*	Field Goal
9. J25	8	35	NO40	NO40	Failed 4th Down
10. J11	3	5	J16	J16	Punt

N.O. Start	Plays	Yards	End	Deep	Result
1. NO25	5	24	NO49	NO49	Punt
2. NO30	8	26	J44	J44	Punt
3. J37	7	8	J29	J27	Field Goal
4. NO17	4	33	50	50	Punt
5. NO18	3	6	NO24	NO24	Punt
6. NO23	6	28	J49	J49	Punt
7. NO40	11	57	J3	J3*#	Field Goal
8. NO25	11	75	EZ	J4*#	Touchdown
9. NO40	3	-2	NO38	NO44	Punt
10. NO40	9	51	J8	J7*#	End of Game

WEEK 7 AT CINCINNATI

JAX Start	Plays	Yards	End	Deep	Result
1. J25	9	74	C1	C1*#	Failed 4th down
2. J23	3	-13	J10	J25	Punt
3. J3	3	-2	J1	J7	Punt
4. J1	7	59	C40	C40	Punt
5. J28	11	69	C3	C3*#	Field Goal
6. J9	6	38	J47	J47	Punt
7. J25	9	64	C11	C11*	Field Goal
8. J43	12	38	C19	C15*	Field Goal
9. C48	3	1	C47	C45	Punt
10. J25	5	75	EZ	C2*#	Touchdown
11. J19	6	14	J33	J33	Punt
12. C37	7	29	C8	C8*	Field Goal
13. C44	1	-1	C44	C44	End of Game

CIN Start	Plays	Yards	End	Deep	Result
1. C1	3	6	C7	C10	Punt
2. C47	4	12	J41	J41	Punt
3. J43	3	-7	50	J39	Punt
4. C12	3	2	C14	C14	Punt
5. C25	5	25	50	50	Punt
6. C20	6	80	EZ	J2*#	Touchdown
7. C49	1	0	C49	C49	End of Half
8. C25	5	28	C47	J38	Fumble
9. C25	3	-11	C14	C25	Punt
10. C9	10	72	J19	J19*	Field Goal
11. C25	10	60	J15	J15*	Interception
12. C23	3	5	C28	C28	Interception (ret. - TD)
13. J41	1	0	J41	J41	Interception
14. C31	9	69	EZ	J1*#	Touchdown

DRIVE CHART



WEEK 8 VS. NEW YORK JETS

JAX Start	Plays	Yards	End	Deep	Result
1. J23	4	77	EZ	NY6*	Touchdown
2. J21	3	-7	J14	J21	Punt
3. J27	2	73	EZ	J30	Touchdown
4. NY36	3	-1	NY36	NY36	Fumble
5. J 5	17	84	NY11	NY6*#	Field goal
6. J36	10	39	NY25	NY25	Field goal
7. J21	5	7	J28	J31	Punt
8. J30	8	64	NY6	NY6*#	Field goal
9. J25	6	30	NY45	NY45	Punt
10. NY24	8	24	EZ	NY1*#	Touchdown
11. J42	3	-6	J36	J42	Punt
12. NY27	4	-4	NY30	NY27	Failed 4th down

NYJ Start	Plays	Yards	End	Deep	Result
1. NY7	12	93	EZ	J24	Touchdown
2. 50	2	16	J34	J34	Interception
3. NY25	3	-13	NY12	NY25	Punt
4. NY37	3	-2	NY35	NY39	Punt
5. NY25	3	-10	NY15	NY29	Punt
6. NY25	1	-1	NY25	NY25	End of half
7. NY25	6	13	NY38	NY40	Punt
8. NY33	3	-3	NY30	NY36	Punt
9. NY25	9	75	EZ	J3*#	Touchdown
10. NY8	2	1	NY 9	NY23	Interception
11. NY31	4	15	NY46	NY46	Interception
12. NY23	4	4	NY27	NY27	Failed 4th down
13. NY31	1	5	NY31	NY31	End of Game

WEEK 9 VS. HOUSTON TEXANS

JAX Start	Plays	Yards	End	Deep	Result
1. J19	5	20	J39	J39	Punt
2. J28	5	15	J43	J43	Punt
3. J25	11	63	H12	H12*	Field goal
4. J48	1	17	J48	J48	End of half
5. J25	10	25	H31	H23	Failed 4th down
6. J25	6	13	J38	J38	Punt
7. J25	14	55	H20	H20	Failed 4th down
8. J20	5	31	H49	H49	Interception
9. J20	1	0	J20	J20	Interception
10. J25	2	37	H44	H44	Fumble
11. J 4	7	66	H30	H30	Fumble

HOU Start	Plays	Yards	End	Deep	Result
1. H19	13	47	J34	J34	Field goal
2. H6	6	20	H26	H26	Punt
3. H20	14	80	EZ	J1*#	Touchdown
4. H25	9	35	J40	J40	Missed field goal
5. 50	7	26	J24	J17*	Field goal
6. H21	5	79	EZ	J1*#	Touchdown
7. H20	4	14	H34	H39	Punt
8. H32	3	66	H40	H40	Fumble
9. J3	2	3	EZ	J1*#	Touchdown
10. J40	3	0	J40	J40	Punt

DRIVE CHART



WEEK 11 AT INDIANAPOLIS

<u>JAX Start</u>	<u>Plays</u>	<u>Yards</u>	<u>End</u>	<u>Deep</u>	<u>Result</u>
1. J21	5	22	J43	J43	Punt
2. J40	5	60	EZ	I34	Touchdown
3. J25	5	5	J30	J39	Punt
4. J25	3	9	J34	J34	Punt
5. J34	3	3	J37	J37	Punt
6. J23	1	0	J23	J23	Interception
7. J39	4	31	I48	I48	End of half
8. J25	10	31	I44	I44	Failed 4th down
9. J25	3	5	J30	J30	Punt
10. I29	4	1	I28	I28	Missed field goal
11. J25	5	16	J41	J41	Punt
12. J10	11	90	EZ	I20	Touchdown

<u>IND Start</u>	<u>Plays</u>	<u>Yards</u>	<u>End</u>	<u>Deep</u>	<u>Result</u>
1. I7	3	0	I7	I14	Punt
2. I24	11	76	EZ	J13*	Touchdown
3. I30	9	54	J16	J16*	Field goal
4. I20	3	4	I24	I24	Punt
5. I15	6	8	I23	I32	Punt
6. I42	4	19	J39	J39	Failed 4th down
7. I23	10	77	EZ	J 1*#	Touchdown
8. I44	5	56	EZ	J 5*#	Touchdown
9. I36	4	64	EZ	J 7*	Touchdown
10. I12	7	37	I49	I49	Interception
11. I11	2	-2	I10	I11	End of game

WEEK 12 AT TENNESSEE

<u>JAX Start</u>	<u>Plays</u>	<u>Yards</u>	<u>End</u>	<u>Deep</u>	<u>Result</u>
1. J28	10	31	T41	T23	Punt
2. J6	3	3	J9	J9	Punt
3. J15	6	18	J33	J33	Punt
4. J25	9	44	T31	T26	Field Goal
5. J21	5	17	J38	J38	Punt
6. J17	3	4	J21	J21	Punt
7. --	0	0	--	--	Fumble (KO)
7. J30	3	8	J38	J38	Punt
8. J26	12	74	EZ	T1*#	Touchdown
9. J44	7	56	EZ	T1*#	Touchdown
10. J12	13	56	T32	T22	Field Goal
11. J29	9	33	T32	T32	Downs

<u>TEN Start</u>	<u>Plays</u>	<u>Yards</u>	<u>End</u>	<u>Deep</u>	<u>Result</u>
1. T11	7	48	J41	J41	Punt
2. T37	9	46	J10	J10*	Fumble
3. T27	7	73	EZ	J21	Touchdown
4. T25	3	15	T30	T30	Punt
5. T15	1	-1	T15	T15	End of Half
6. T36	4	64	EZ	J1*#	Touchdown
7. T26	1	74	EZ	T26	Touchdown
8. J7	1	7	EZ	J7*#	Touchdown
9. T20	3	80	EZ	T35	Touchdown
10. T25	5	31	J46	J46	Fumble
11. J40	4	40	EZ	J3*	Touchdown
12. T11	4	7	T18	T18	Punt
13. T38	3	-3	T36	T38	End of Game

Underlined = last drive of half

*=Inside the 20

#=Goal-to-go

@=Overtime possession

DRIVE CHART



WEEK 13 VS. TAMPA BAY

JAX Start	Plays	Yards	End	Deep	Result
1. J20	5	48	TB32	TB32	Interception
2. J25	2	-11	J25	J25	Fumble (ret.-TD)
3. J25	11	58	TB11	TB11*	Fumble
4. J25	3	-1	J24	J25	Punt
5. J11	3	-3	J 8	J11	Punt
6. J25	3	0	J25	J25	Punt
7. J25	3	1	J26	J26	Punt
8. J39	7	26	TB35	TB30	Field goal
9. J46	4	54	EZ	TB3*#	Touchdown
10. TB37	13	35	TB2	TB1*#	Interception
11. J30	4	-6	J19	J30	Failed 4th down
12. J10	6	-5	J23	J23	Failed 4th down

T.B. Start	Plays	Yards	End	Deep	Result
1. TB25	10	34	J41	J34	Punt
2. TB31	8	69	EZ	J15*	Touchdown
3. TB17	7	83	EZ	J1*#	Touchdown
4. TB32	6	16	TB48	TB48	Punt
5. TB46	7	47	J7	J7*	Field goal
6. TB34	4	12	TB46	TB46	End of half
7. TB40	6	24	J33	J33	Fumble
8. TB25	9	29	J37	J37	Failed 4th down
9. TB25	3	-3	TB22	TB31	Punt
10. TB 3	3	-1	TB2	TB3	Punt
11. J24	4	5	J19	J19*	Field goal
12. J 5	3	0	J5	J5*#	End of game

WEEK 14 VS. LOS ANGELES CHARGERS

JAX Start	Plays	Yards	End	Deep	Result
1. J25	14	67	LAC8	LAC8*	Field Goal
2. J25	3	9	J34	J34	Punt
3. J18	6	16	J34	J34	Punt
4. J25	5	17	J42	J48	Punt
5. J25	3	7	J32	J33	Punt
6. --	--	--	--	--	End of Half
7. J30	14	70	EZ	LAC12*	Touchdown
8. J19	6	19	J39	J39	Failed 4th down
9. J25	3	0	J25	J25	Punt
10. J12	10	52	LAC36	LAC36	Failed 4th down

LAC Start	Plays	Yards	End	Deep	Result
1. LAC21	3	79	EZ	J1*#	Touchdown
2. LAC14	8	15	LAC29	LAC45	Punt
3. LAC25	10	75	EZ	J1*#	Touchdown
4. LAC20	2	80	EZ	J30	Touchdown
5. LAC21	8	57	J22	J22	Field Goal
6. LAC16	3	84	EZ	LAC16*	Touchdown
7. LAC27	6	73	EZ	J44	Touchdown
8. J38	7	38	EZ	J14*	Touchdown
9. LAC24	3	4	LAC28	LAC28	Punt
10. LAC36	9	39	J24	J23	End of Game

DRIVE CHART



WEEK 15 AT OAKLAND RAIDERS

JAX Start	Plays	Yards	End	Deep	Result
1. J25	7	65	O10	O10*	Field Goal
2. J34	3	3	J37	J37	Punt
3. J16	3	-5	J11	J16	Punt
4. J4	3	-2	J2	J4	Punt
5. J25	4	14	J39	J39	Punt
6. J25	3	6	J31	J32	Punt
7. J16	14	59	O25	O13	Field Goal
8. J21	11	79	EZ	O6*	Touchdown
9. J35	7	65	EZ	O4*#	Touchdown

OAK Start	Plays	Yards	End	Deep	Result
1. O25	7	75	EZ	J40	Touchdown
2. O25	8	60	J15	J15	Field Goal
3. O15	9	29	O44	J40	Punt
4. O44	7	10	J46	J31	Punt
5. 50	9	35	J15	J12*	Field Goal
6. O22	8	69	J9	J9	Field Goal
7. O3	7	48	J49	J49	Punt
8. O25	7	10	O35	O46	Punt
9. O30	10	43	J27	J27	Missed FG
10. O17	4	43	J40	J40	End of Game

WEEK 16 AT ATLANTA FALCONS

JAX Start	Plays	Yards	End	Deep	Result
1. --	--	--	--	--	Fumble
2. J25	5	17	J42	J42	Punt
3. J32	3	2	J34	J34	Punt
4. J16	11	62	A22	A21	Field Goal
5. J1	6	3	J4	J11	Punt
6. J16	1	-1	J15	J16	End of Half
7. J25	4	18	J43	J47	Punt
8. J2	3	2	J4	J4	Punt
9. J29	9	62	A9	A9*	Field Goal
10. J25	4	75	EZ	A42	Touchdown
11. J33	15	60	A7	A5*#	Failed 4th Down

ATL Start	Plays	Yards	End	Deep	Result
1. A18	6	82	EZ	J17*	Touchdown
2. J25	4	25	EZ	J8*	Touchdown
3. A9	11	67	J24	J19*	Missed FG
4. A20	4	13	A33	A33	Interception
5. A25	8	35	J40	J40	Punt
6. A41	11	54	J5	J5*	Field Goal
7. A22	7	41	J37	J37	Punt
8. A49	2	13	J38	J38	Interception
9. A13	7	87	EZ	J3*#	Touchdown
10. A8	6	19	A27	A29	Punt
11. A7	9	72	J28	J26	End of Game

WEEK 17 VS. INDIANAPOLIS COLTS

JAX Start	Plays	Yards	End	Deep	Result
1. I44	7	42	I2	I2*#	Field Goal
2. J25	9	40	I35	I35	Field Goal
3. J10	7	90	90	I14*	Touchdown
4. J25	3	10	J35	J35	Interception
5. J27	7	35	I38	I38	Field Goal
6. J20	11	60	I3	I3*#	Touchdown
7. J18	6	16	J34	J40	Punt
8. J11	7	22	J33	J40	Punt
9. I34	6	34	I18	I18*	Touchdown
10. I20	6	7	I12	I10*#	End of Game

IND Start	Plays	Yards	End	Deep	Result
1. I25	11	73	J2	J1*#	Field Goal
2. I21	11	73	J5	J5*	Touchdown
3. I25	4	24	I49	I49	Punt
4. I45	6	55	J8	J8*#	Touchdown
5. J37	4	5	J32	J32	Field Goal
6. I25	5	8	I33	I37	Punt
7. I25	4	26	J49	J45	Punt
8. I5	3	3	I3	I5	Fumble
9. I25	4	9	I45	I45	Fumble
10. I20	4	0	I20	I20	Downs

Underlined = last drive of half

*=Inside the 20

#=Goal-to-go

@=Overtime possession

2019 GAME SUMMARIES



WEEK 1 VS. KANSAS CITY

Sept. 8, 2019 at TIAA Bank Field

	1	2	3	4	OT	Final
KANSAS CITY CHIEFS (1-0)	17	6	7	10	-	40
JACKSONVILLE JAGUARS (0-1)	7	6	0	13	-	26

The Jaguars opened their 25th season at home with high hopes, but were dominated in a 40-26 loss to the Kansas City Chiefs. The excitement of the new season faded quickly when QB **Nick Foles** was injured on his first-quarter touchdown pass to WR **DJ Chark Jr.** Foles, making his first start as a Jaguar, ran the team's first 10 plays and completed 5 of 8 passes for 75 yards and capped the second possession with his 35-yard pass to Chark in the endzone. But he was hit hard on the play and suffered a broken left clavicle. In the second-hottest game in team history, 6th-round rookie draft pick QB **Gardner Minshew II** came in hot in relief of Foles by completing his first 13 passes, finishing 22 of 25 for 275 yards and 2 touchdowns. But while the Jacksonville offense was finding its rhythm, Kansas City scored on its first seven possessions including QB **Patrick Mahomes** touchdown passes to WR **Sammy Watkins** of 68, 49 and 3 yards. Even with that offensive output the Chiefs led by just 10 points at 23-13 with 2:30 left in the third quarter. Kansas City added a RB **Damien Williams** touchdown run and Mahomes' third scoring pass to Watkins made it 36-13 in the fourth quarter. Minshew then threw touchdown passes of 15 yards to WR **Dede Westbrook** and 21 yards to WR **Chris Conley** in the final period. Mahomes threw for 313 yards in the first half, and the Chiefs finished the day with 491 yards of offense including 378 passing with Watkins gaining 198 on 9 receptions. Jacksonville managed 428 yards on offense with 347 passing but had two turnovers which the Chiefs converted into 10 points. Minshew's 88% completion rate was a Jaguars team record for QBs making at least 20 attempts. WR **Chris Conley** led Jacksonville with 6 receptions for 97 yards and a touchdown, while Chark had a 69-yard reception and finished with 4 catches for 146 yards and a touchdown. The kickoff temperature of 91 degrees marked the second-hottest game in Jaguars history behind their home opener in Week 2 of 2018.

Team	Q	Time	Scoring Play	Drive Info
K.C.	1	13:24	S.Watkins 68 yd. pass from P.Mahomes (H.Butker kick)	3-75, 1:36
K.C.	1	8:57	H.Butker 28 yd. Field Goal	6-70, 2:47
JAX	1	5:23	D.Chark 35 yd. pass from N.Foles (J.Lambo kick)	7-75, 3:34
K.C.	1	2:36	S.Watkins 49 yd. pass from P.Mahomes (H.Butker kick)	5-80, 2:47
JAX	2	11:36	J.Lambo 37 yd. Field Goal	9-56, 6:00
K.C.	2	7:56	H.Butker 25 yd. Field Goal	7-68, 3:40
JAX	2	4:22	J.Lambo 23 yd. Field Goal	5-70, 3:34
K.C.	2	0:24	H.Butker 46 yd. Field Goal	10-47, 3:58
K.C.	3	2:25	Dam.Williams 1 yd. run (H.Butker kick)	12-60, 6:25
K.C.	4	10:56	S.Watkins 3 yd. pass from P.Mahomes (H.Butker kick)	8-67, 4:19
JAX	4	7:32	D.Westbrook 15 yd. pass from G.Minshew (pass failed)	7-79, 3:24
K.C.	4	3:33	H.Butker 35 yd. Field Goal	4-5, 1:41
JAX	4	1:55	C.Conley 21 yd. pass from G.Minshew (J.Lambo kick)	6-75, 1:38

Team Statistics

	Chiefs	Jaguars
First Downs (Run-Pass-Pen)	24 (9-13-2)	18 (3-13-2)
Total Yards-Plays-Avg.	491-60-8.2	428-50-8.6
Rushing Yards-Attempts-Avg.	113-26-4.3	81-16-5.1
Net Yards Passing (Sacked-Yds)	378 (0-0)	347 (1-3)
Att-Comp-Int	34-25-0	33-27-1
Third Down Conversions (%)	5-10 (50%)	5-10 (50%)
Fourth Down Conversions (%)	0-0 (0%)	0-0 (0%)
Punts-Avg.	1-51.0	2-48.0
Fumbles-Lost	0-0	1-1
Penalties-Yards	5-55	10-71
Time of Possession	31:15	28:45

Individual Statistics

Jaguars Rushing: L.Fournette 13-66, R. Armstead 1-7, G. Minshew 1-6, D. Westbrook 1-2

Chiefs Rushing: L. McCoy 10-81, Dam. Williams 13-26 (TD), T.Hill 1-5, P. Mahomes 1-2, M. Moore 1-1

Jaguars Passing: G. Minshew 22-25-275 (2 TDs, 1 INT), N. Foles 5-8-75 (1 TD)

Chiefs Passing: P. Mahomes 25-33-378 (3 TDs)

Jaguars Receiving: D. Chark 4-176 (1 TD), C. Conley 6-97 (1 TD), J. O'Shaughnessy 4-32, D. Westbrook 5-30 (1 TD), L. Fournette 4-28, G. Swaim 4-17

Chiefs Receiving: S. Watkins 9-198 (3 TDs), T. Kelce 3-88, Dam. Williams 6-39, T. Hill 2-16, A. Sherman 1-15, L. McCoy 1-12, B. Bell 1-7, D. Thompson 1-3, D. Robinson 1-0

Sacks: Jaguars 0
Sacks: Chiefs 1 (E. Ogbah)

Interceptions: Jaguars 0
Interceptions: Chiefs 1 (F. Clark)

Paid Attendance: 60, 157 **Time:** 3:04 **Temperature:** 91 degrees

WEEK 2 AT HOUSTON

Sept. 15, 2019 at NRG Stadium

	1	2	3	4	OT	Final
JACKSONVILLE JAGUARS (0-2)	0	3	0	9	-	12
HOUSTON TEXANS (1-1)	3	3	0	7	-	13

In their first division game of the season and **Gardner Minshew II's** first NFL start the Jaguars battled back from a 13-3 fourth-quarter deficit, scoring on their final two possessions to get within one point with 30 seconds remaining, but their two-point try to win the game was stopped short and they fell to the Houston Texans, 13-12. Despite outgaining the Texans 281 to 263 the Jaguars struggled to move the ball much of the afternoon, getting their first points on a 40-yard K **Josh Lambo** field goal late in the second quarter. Houston answered with a 22-yard Ka'imi Fairbanks field goal on the final play of the first half to take a 6-3 lead after the Jacksonville defense held at its own 4-yard line following a 3rd-and-16 Houston conversion. After a scoreless third quarter, Houston took control on the Jaguars' first play of the fourth quarter when a LB **Whitney Mercilus** sack-forced fumble and DE J.J. Watt fumble recovery - the only turnover of the game - set up the Texans offense at the Jacksonville 11-yard line. Four plays later QB **Deshawn Watson** ran it in on 4th-and-1 from the 2 for a 13-3 lead. Minshew and the Jaguars offense responded on the ensuing possession by driving 61 yards in 9 plays to the Texans' 14, setting up Lambo's 32-yard field goal which made it a one-score game at 13-6. After forcing a Texans punt the Jaguars put together their best drive of the day, taking over at their own 32 with 3:36 left and just one time out. Five runs and 8 passes - including an 18-yard Minshew run on 4th-and-10 - set them up at the Houston 4 from where Minshew threw to WR **DJ Chark Jr.** in the back of the endzone for a touchdown that made the score 13-12. A RB Leonard Fournette run up the middle was stopped short on the 2-point try, and Houston then recovered the Jaguars' onside kick. The Jaguars' 9 penalties on the day wiped out gains of 29, 29 and 9 yards, but they scored on all three possessions on which they crossed midfield.

Team	Q	Time	Scoring Play	Drive Info
HOU	1	1:54	K.Fairbairn 39 yd. Field Goal	15-71, 7:15
JAX	2	3:17	J.Lambo 40 yd. Field Goal	10-47, 5:20
HOU	2	0:00	K.Fairbairn 22 yd. Field Goal	11-71, 3:17
HOU	4	11:35	D.Watson 2 yd. run (K.Fairbairn kick)	4-11, 1:24
JAX	4	6:01	J.Lambo 32 yd. Field Goal	9-61, 5:34
JAX	4	0:30	D.Chark 4 yd. pass from G.Minshew (run failed)	14-68, 3:06

Team Statistics

	Texans	Jaguars
First Downs (Run-Pass-Pen)	17 (7-9-1)	16 (5-10-1)
Total Yards-Plays-Avg.	263-63-4.2	281-58-4.8
Rushing Yards-Attempts-Avg.	126-30-4.2	103-21-4.9
Net Yards Passing (Sacked-Yds)	137 (4-22)	178 (4-35)
Att-Comp-Int	29-16-0	23-33-0
Third Down Conversions (%)	6-15 (40%)	3-13 (23%)
Fourth Down Conversions (%)	2-2 (100%)	1-2 (50%)
Punts-Avg.	7-43.9	6-48.0
Fumbles-Lost	2-0	3-1
Penalties-Yards	7-47	9-70
Time of Possession	29:59	30:01

Individual Statistics

Jaguars Rushing: L.Fournette 7-47, G. Minshew 6-56

Texans Rushing: C. Hyde 20-90, D. Johnson 6-31, D. Watson 4-5 (1 TD)

Jaguars Passing: G. Minshew 23-33-213 (1 TD)

Texans Passing: D. Watson 16-29-159

Jaguars Receiving: C. Conley 4-73, D. Chark 7-55 (1 TD), L. Fournette 4-40, J. O'Shaughnessy 4-28, G. Swaim 3-14, D. Westbrook 1-3

Texans Receiving: D. Hopkins 5-40, W. Fuller 4-40, K. Stills 2-38, J. Atkins 2-25, D. Felts 1-9, K. Coutee 2-7

Sacks: Jaguars 4-22 (R. Harrison 1.0-0, D. Haydon 1.0-8, M. Jack 0.5-4, L. Jacobs 0.5-4)

Sacks: Texans 4-35 (Z. Cunningham 1.0-8, W. Mercilus 2.0-18, C. Omenihu 1.0-9)

Interceptions: Jaguars 0
Interceptions: Texans 0

Paid Attendance: 71, 651 **Time:** 3:04 **Temperature:** 89 degrees



2019 GAME SUMMARIES



WEEK 3 VS. TENNESSEE

Sept. 19, 2019 at TIAA Bank Field

	1	2	3	4	OT	Final
TENNESSEE TITANS (1-2)	0	0	0	7	-	7
JACKSONVILLE JAGUARS (1-2)	14	0	0	3	-	20

In their lone prime-time game of the season the Jaguars scored quickly and forced Tennessee to play catch-up throughout a rainy night before closing out a gutsy 20-7 divisional home win. QB **Gardner Minshew II**, making his first home start, threw two touchdown passes in the first nine minutes and the Jacksonville defense contributed nine sacks - including eight in the second half - to prevent a Titans comeback. The Jaguars' opening-drive punt was muffed by CB **Adoree' Jackson** - the game's only turnover - at the Tennessee 7, and one play later Minshew lofted a touchdown pass to TE **James O'Shaughnessy**. Following the first of eight Tennessee punts, the Jaguars scored again on their second possession when Minshew connected with WR **Dede Westbrook** for 28 yards before finding WR **DJ Chark Jr.** in the end zone with a 22-yard scoring pass, giving the Jaguars a 14-0 lead just 8:24 into the game. At that point Tennessee had run just five offensive plays and gained 4 yards. The second half opened with Tennessee driving to the Jacksonville 11 before being stopped on a 4th-and-6 on Campbell's second sack. The Jaguars responded with a field goal drive, with K **Josh Lambo's** 40-yarder making it 17-0 midway through the third quarter. In the fourth period the Titans put together a 66-yard possession, with RB **Derrick Henry** capping it with a 1-yard touchdown run, to get within 10 at 17-7. But Jacksonville answered with a 9-play drive to set up Lambo's 48-yard field goal for a 20-7 lead with 4:30 remaining and Tennessee was unable to mount a comeback. Minshew, who was not sacked, completed 20 of 30 passes for 204 yards and became the first rookie in franchise history to throw for at least 200 yards in each of the first three games of his career. Campbell led the defensive onslaught with three sacks, with rookie Josh Allen getting his first two including a strip-sack, DE **Dawuane Smoot** adding two, DL **Taven Bryan** one and LB **Leon Jacobs** and DT **Marcel Dareus** splitting a sack. RB **Leonard Fournette** was held in check until breaking a 69-yard run on the Jaguars' last possession to finish with 66 rushing yards, and he led the team with 6 receptions. Tennessee faced 3rd down and 5 or longer on 15 of their 17 third down plays.

Team	Q	Time	Scoring Play	Drive Info
JAX	1	13:02	J.O'Shaughnessy 7 yd. pass from G.Minshew (J.Lambo kick)	1-7, 0:05
JAX	1	6:36	D.Chark 22 yd. pass from G.Minshew (J.Lambo kick)	6-62, 3:32
JAX	3	7:54	J.Lambo 40 yd. Field Goal	7-58, 3:33
TEN	4	12:04	D.Henry 1 yd. run (C.Santos kick)	7-66, 2:42
JAX	4	7:34	J.Lambo 48 yd. Field Goal	9-45, 4:30

Team Statistics

	Titans	Jaguars
First Downs (Run-Pass-Pen)	21 (5-15-1)	12 (2-8-2)
Total Yards-Plays-Avg.	340-75-4.5	292-50-5.8
Rushing Yards-Attempts-Avg.	91-26-3.5	88-20-4.4
Net Yards Passing (Sacked-Yds)	249 (9-55)	204 (0-0)
Att-Comp-Int	40-23-0	30-20-0
Third Down Conversions (%)	8-17 (47%)	2-11 (18%)
Fourth Down Conversions (%)	0-1 (0%)	0-1 (0%)
Punts-Avg.	8-46.5	6-42.0
Fumbles-Lost	3-1	0-0
Penalties-Yards	9-101	4-30
Time of Possession	35:16	24:44

Individual Statistics

Jaguars Rushing: L.Fournette 15-66, G. Minshew 4-18, D. Westbrook 1-4
Titans Rushing: D. Henry 17-44 (1 TD), M. Mariota 6-34, D. Lewis 3-13

Jaguars Passing: G. Minshew 20-30-204 (2 TDs)
Titans Passing: M. Mariota 23-40-304

Jaguars Receiving: D. Chark 4-76 (1 TD), D. Westbrook 5-46, C. Conley 2-30, L. Fournette 6-26, J. O'Shaughnessy 2-18 (1 TD), G. Swaim 1-8
Titans Receiving: A. Humphries 6-93, T. Sharpe 2-70, De. Walker 7-64, C. Davis 3-44, J. Smith 2-20, D. Lewis 1-7, A. Brown 1-4, D. Henry 1-2

Sacks: Jaguars 9 (C. Campbell 3.0, J. Allen 2.0, D. Smoot 2.0, T. Bryan 1.0, L. Jacobs 0.5, M. Dareus 0.5)
Sacks: Titans 0

Interceptions: Jaguars 0
Interceptions: Titans 0

Paid Attendance: 58, 613 **Time:** 3:01 **Temperature:** 73 degrees

WEEK 4 AT DENVER

Sept. 29, 2019 at Empower Field at Mile High

	1	2	3	4	OT	Final
JACKSONVILLE JAGUARS (2-2)	3	2	4	6	-	26
DENVER BRONCOS (0-4)	7	10	0	7	-	24

K **Josh Lambo's** 33-yard field goal as time expired gave the Jaguars a thrilling 26-24 come-from-behind win in Denver to even their record at 2-2. With RB **Leonard Fournette** rushing for a career-high 225 yards and QB **Gardner Minshew II** escaping a fierce pass rush to complete passes, the Jaguars overcame a 14-point second-quarter deficit by scoring twice in the third quarter. The first half was all Denver as the Broncos built a 17-3 lead with 4:16 remaining in the half on two QB **Joe Flacco** touchdown passes and a 33-yard field goal. Denver's next possession ended with the game's only turnover, an interception by S **Ronnie Harrison** which he returned 31 yards to the Denver 43, and Lambo kicked a 40-yard field goal seven plays later for a 17-6 halftime score. Turning to the run game, the Jaguars marched 75 yards in 16 plays and ate up 10:24 to open the third quarter - with 11 Fournette runs including 6 straight - and Minshew II capped the drive with a 7-yard touchdown pass to RB **Ryquell Armstead**. After forcing a three-and-out Jacksonville took its first lead of the day at 20-17 on its next series when Minshew found TE **James O'Shaughnessy** in the end zone with an 18-yard pass. That drive, which started at the Jacksonville 7-yard line, began with Fournette's 81-yard run, the second-longest in team history. In the fourth quarter the Jaguars extended their lead to six at 23-17 on Lambo's 34-yard field goal that capped a 13-play, 78-yard drive. But Denver took back the lead on the ensuing possession, driving 75 yards in 6 plays with two 27-yard completions before Flacco threw 8 yards to WR **Courtland Sutton** for the touchdown and a 24-23 lead with 1:32 left. Facing a relentless pass rush, Minshew turned in his first game-winning drive by completing passes of 32 yards to WR **Dede Westbrook** and 17 yards to WR **Chris Conley** to set up Lambo's fourth field goal of the day. Minshew II was sacked five times, including the 99th and 100th sacks of LB **Von Miller's** career, but he completed 19 of 33 passes for 213 yards, his fourth straight 200-yard performance. The Jaguars, who were 0 of 7 on third downs in the first half, rushed for 269 yards and gained 455 total while possessing the ball for 39:12 to overcome 12 penalties.

Team	Q	Time	Scoring Play	Drive Info
DEN	1	8:17	N.Fant 25 yd. pass from J.Flacco (B.McManus kick)	2-53, 0:50
JAX	1	3:13	J.Lambo 25 yd. Field Goal	10-68, 5:04
DEN	2	13:39	C.Sutton 7 yd. pass from J.Flacco (B.McManus kick)	6-69, 2:32
DEN	2	4:16	B.McManus 33 yd. Field Goal	11-49, 4:27
JAX	2	0:08	J.Lambo 40 yd. Field Goal	7-21, 0:41
JAX	3	4:36	R.Armstead 7 yd. pass from G.Minshew (J.Lambo kick)	16-75, 10:24
JAX	3	1:10	J.O'Shaughnessy 18 yd. pass from G.Minshew (J.Lambo kick)	3-93, 1:47
JAX	4	2:54	J.Lambo 34 yd. Field Goal	13-78, 7:00
DEN	4	1:32	C.Sutton 8 yd. pass from J.Flacco (B.McManus kick)	6-75, 1:22
JAX	4	0:00	J. Lambo 33 yd. Field Goal	8-60, 1:32

Team Statistics

	Jaguars	Broncos
First Downs (Run-Pass-Pen)	25 (11-12-2)	19 (2-15-2)
Total Yards-Plays-Avg.	455-76-6.0	371-54-6.9
Rushing Yards-Attempts-Avg.	269-38-7.1	68-16-4.3
Net Yards Passing (Sacked-Yds)	186 (5-27)	303 (0-0)
Att-Comp-Int	33-19-0	38-22-1
Third Down Conversions (%)	4-14 (29%)	4-11 (36%)
Fourth Down Conversions (%)	1-1 (100%)	0-0 (0%)
Punts-Avg.	6-45.5	6-45.2
Fumbles-Lost	1-0	1-0
Penalties-Yards	12-104	5-48
Time of Possession	39:12	20:48

Individual Statistics

Jaguars Rushing: L.Fournette 29-225, R. Armstead 8-42, G. Minshew 1-2
Broncos Rushing: P. Lindsay 9-53, R. Freeman, 6-16, J. Flacco 1-1

Jaguars Passing: G. Minshew 19-33-213 (2 TDs)
Broncos Passing: J. Flacco 22-38-303 (3 TDs, 1 INT)

Jaguars Receiving: D. Westbrook 5-66, D. Chark 4-44, G. Swaim 3-17, L. Fournette 2-20, K. Cole 1-19, J. O'Shaughnessy 1-18 (1 TD), C. Conley 1-17, R. Armstead 1-7 (1 TD), M. Lee 1-5

Broncos Receiving: C. Sutton 6-62 (2 TDs), E. Sanders 5-104, R. Freeman 4-34, D. Hamilton 3-57, N. Fant 2-31 (1 TD), D. Spencer 1-8, P. Lindsay 1-7

Sacks: Jaguars 0
Sacks: Broncos 5.0 (V. Miller 2.0, B. Chubb 1.0, D. Walker 1.0, M. Reed 1.0)

Interceptions: Jaguars 1 (R. Harrison)
Interceptions: Broncos 0

Paid Attendance: 76, 219 **Time:** 3:15 **Temperature:** 87 degrees

2019 GAME SUMMARIES



WEEK 5 AT CAROLINA

Oct. 6, 2019 at Bank of America Stadium

	1	2	3	4	OT	Final
JACKSONVILLE JAGUARS (2-3)	7	10	7	3	-	27
CAROLINA PANTHERS (3-2)	14	7	7	6	-	34

For the second week in a row the Jaguars battled back from a 14-point deficit, but this time they came up short, falling to Carolina 34-27. It was a day for offense as the Jaguars gained 507 yards and the Panthers 445. The fireworks started from the beginning as Carolina marched 78 yards in 8 plays with their opening possession, scoring on RB **Christian McCaffrey's** summersaulting 5-yard run. But the Jaguars responded, taking just four plays to cover 75 yards with QB **Gardner Minshew II's** 37-yard touchdown pass to WR **DJ Chark Jr.** capping the series. The Panthers took a 14-7 lead late in the first quarter on McCaffrey's 18-yard touchdown reception, which was set up by a Minshew fumble that was recovered by Carolina at the Jaguars' 24-yard line. The Jaguars' next possession ended with a fumble as well when Minshew was sacked at the Carolina 41, and DE **Brian Burns** scooped and scored to make it a 14-point game at 21-7 just 1:28 into the second quarter. Despite giving up 14 points off turnovers early, Jacksonville battled back with consecutive scoring drives, first getting points on Minshew II's 11-yard pass to Chark. On the Panthers' ensuing possession a 56-yard field goal try was tipped at the line by DL **Calais Campbell**, and the Jaguars took over at their own 46 to set up K **Josh Lambo's** 35-yard field goal to make it 21-17 with 58 seconds remaining in the first half. McCaffrey, who accounted for 237 yards from scrimmage and 18 points on the day, seemed to break the game open on the Panthers' first play of the third quarter when he went 84 yards untouched to stake a 28-17 lead. But once again the Jaguars responded, with RB **Leonard Fournette** crashing in from the 1 to cap a 75-yard drive that featured back-to-back 31-yard completions from Minshew to Chark. In the fourth quarter Lambo's 38-yard field goal made it a one-point game at 28-27 with 5:52 remaining, but once again the Panthers broke off a long run when RB **Reggie Bonnafon** charged 59 yards to the end zone, and a missed PAT made things interesting with Carolina clinging to a 7-point lead with 3:34 left. Minshew was sacked and lost a third fumble on the Jaguars' next possession, but the Jaguars got the ball back at their own 5 with 1:45 remaining and a chance to tie. They reached the Carolina 24 in 10 plays, but Minshew's final pass was knocked down to end the game on an untimed down. The Jaguars yielded 285 rushing yards, the second-most in team history, led by McCaffrey's 176 and two touchdowns. Fournette turned in his second straight 100-yard game with 108 yards and a touchdown on 23 carries. Chark led the Jaguars with 8 receptions for 164 yards and 2 touchdowns.

Team	Q	Time	Scoring Play	Drive Info
CAR	1	9:23	C.McCaffrey 5 yd. run (J.Slye kick)	8-78, 5:37
JAX	1	7:37	D.Chark 37 yd. pass from G.Minshew (J.Lambo kick)	4-75, 1:56
CAR	1	1:35	C.McCaffrey 18 yd. pass from K.Allen (J.Slye kick)	3-24, 1:51
CAR	2	13:32	B.Burns 56 yd. fumble return (J.Slye kick)	
JAX	2	6:07	D.Chark 11 yd. pass from G.Minshew (J.Lambo kick)	6-83, 3:39
JAX	2	0:58	J.Lambo 35 yd. Field Goal	8-37, 1:59
CAR	3	13:49	C.McCaffrey 84 yd. run (J.Slye kick)	1-84, 0:12
JAX	3	10:27	L.Fournette 1 yd. run (J.Lambo kick)	6-75, 3:22
JAX	4	5:52	J.Lambo 38 yd. Field Goal	11-73, 6:01
CAR	4	3:34	R.Bonnafon 59 yd. run (kick failed, wr)	4-75, 2:18

Team Statistics

	Jaguars	Panthers
First Downs (Run-Pass-Pen)	28 (8-18-2)	22 (9-10-3)
Total Yards-Plays-Avg.	507-77-6.6	445-61-7.3
Rushing Yards-Attempts-Avg.	149-31-4.8	285-27-10.6
Net Yards Passing (Sacked-Yds)	358 (2-16)	160 (3-21)
Att-Comp-Int	44-26-0	31-17-0
Third Down Conversions (%)	6-13 (46%)	4-12 (33%)
Fourth Down Conversions (%)	0-0 (0%)	0-1 (0%)
Punts-Avg.	4-48.3	5-47.6
Fumbles-Lost	3-3	1-0
Penalties-Yards	9-84	8-70
Time of Possession	32:24	27:36

Individual Statistics

Jaguars Rushing: L.Fournette 23-108 (1 TD), G. Minshew 7-42, R. Armstead 1-1
Panthers Rushing: C. McCaffrey 19-176 (2 TDs), R. Bonnafon 5-80, C. Samuel 2-25, K. Allen 1-4

Jaguars Passing: G. Minshew 26-44-374 (2 TDs)
Panthers Passing: K. Allen 17-30-181 (1 TD)

Jaguars Receiving: D. Chark 8-164 (2 TDs), D. Westbrook 7-82, J. O'shaughnessy 3-57, L. Fournette 4-29, C. Conley 1-26, R. Armstead 1-7, M. Lee 1-5, G. Swaim 1-4
Panthers Receiving: D. Moore 6-91, C. McCaffrey 6-61 (1 TD), C. Samuel 3-19, J. Wright 1-6, A. Armah 1-4

Sacks: Jaguars 3.0 (Y. Ngakoue 2.0, J. Allen 1.0)
Sacks: Panthers 5.0 (B. Burns 1.0, M. Addison 1.0)

Interceptions: Jaguars 0
Interceptions: Panthers 0

Paid Attendance: 72, 762 **Time:** 3:28 **Temperature:** 72 degrees

WEEK 6 VS NEW ORLEANS

Oct. 13, 2019 at TIAA Bank Field

	1	2	3	4	OT	Final
NEW ORLEANS SAINTS (5-1)	3	0	3	7	-	13
JACKSONVILLE JAGUARS (2-4)	0	3	3	0	-	6

A strong defensive showing by the Jaguars was not enough to overcome the offense's inability to reach the end zone, resulting in a 13-6 home loss to New Orleans. In the first half the teams combined for nine punts and a total of six points, and the remaining points of the day came on each team's first two possessions of the third quarter. Field position played a significant role in the first score, as the Jaguars were forced to punt from their own end zone on their second series, giving New Orleans possession at the Jacksonville 37 and setting up a K **Wil Lutz** 47-yard field goal. The Jaguars' longest drive of the day - 66 yards in 13 plays - led to K **Josh Lambo's** 22-yard second-quarter field goal. The second half began with an interception by CB **Marshon Lattimore**, setting up an 11-play Saints drive that reached the Jacksonville 3-yard line before ending with another field goal, this time from just 21 yards for a 6-3 lead. On the ensuing possession the Jaguars marched 61 yards in 10 plays to the New Orleans 14 before Lambo's second three-pointer of the day, from 32 yards, tied the game at 6-6. New Orleans responded right away, covering 75 yards with its second-straight 11-play drive, capped by QB **Teddy Bridgewater's** 4-yard touchdown pass to TE **Jared Cook** just 3:11 into the fourth quarter. After that the Jaguars got the ball just two more times, with a failed 4th-and-2 at the Saints' 40 and a punt. With 6:09 remaining in the game the Saints played keep-away by running nine plays and advancing to the Jacksonville 7 before time expired. The Jaguars managed just 75 rushing yards, with RB **Leonard Fournette** gaining 72 rushing and 46 on 6 receptions. QB **Gardner Minshew II** completed just 14 of 29 passes for 163 yards. In suffering their second straight loss the Jaguars fell to 2-4.

Team	Q	Time	Scoring Play	Drive Info
N.O.	1	2:29	W.Lutz 47 yd. Field Goal	7-8, 2:31
JAX	2	2:41	J.Lambo 22 yd. Field Goal	13-66, 7:04
N.O.	3	8:40	W.Lutz 21 yd. Field Goal	11-57, 4:49
JAX	3	3:11	J.Lambo 32 yd. Field Goal	10-61, 5:29
N.O.	4	11:49	J.Cook 4 yd. pass from T.Bridgewater (W.Lutz kick)	11-75, 6:22

Team Statistics

	Saints	Jaguars
First Downs (Run-Pass-Pen)	18 (6-12-0)	11 (1-9-1)
Total Yards-Plays-Avg.	326-65-5.0	226-55-4.1
Rushing Yards-Attempts-Avg.	104-26-4.0	75-24-3.1
Net Yards Passing (Sacked-Yds)	222 (3-18)	151 (2-12)
Att-Comp-Int	36-24-0	29-14-1
Third Down Conversions (%)	5-13 (38%)	4-14 (29%)
Fourth Down Conversions (%)	0-0 (0%)	0-1 (0%)
Punts-Avg.	6-41.8	5-48.8
Fumbles-Lost	1-0	0-0
Penalties-Yards	3-35	2-15
Time of Possession	33:09	26:51

Individual Statistics

Jaguars Rushing: L.Fournette 20-72, G. Minshew 2-1, M. Lee 1-1, R. Armstead 1-1
Saints Rushing: L. Murray 8-44, A. Kamara 11-31, T. Hill 3-17, T. Ginn 1-12, T. Bridgewater 3-0

Jaguars Passing: G. Minshew 14-29-163 (1 INT)
Saints Passing: T. Bridgewater 24-36-240 (1 TD)

Jaguars Receiving: D. Westbrook 3-53, L. Fournette 6-46, D. Chark 3-43, S. DeValve 1-16, G. Swaim 1-5
Saints Receiving: M. Thomas 8-89, J. Cook 3-37, T. Ginn 2-36, A. Kamara 7-35, L. Murray 3-35, J. Hill 1-8

Sacks: Jaguars 3.0 (N. Goode 1.0, J. Allen 1.0, D. Smoot 1.0)
Sacks: Saints 2.0 (C. Jordan 2.0)

Interceptions: Jaguars 0
Interceptions: Saints 1 (M. Lattimore)

Paid Attendance: 64, 341 **Time:** 2:52 **Temperature:** 81 degrees



2019 GAME SUMMARIES



WEEK 7 AT CINCINNATI

Oct. 20, 2019 at Paul Brown Stadium

	1	2	3	4	OT	Final
JACKSONVILLE JAGUARS (3-4)	0	6	3	18	-	27
CINCINNATI BENGALS (0-7)	0	7	3	7	-	17

The Jaguars took advantage of four turnovers in the second half and scored 18 fourth-quarter points to reverse a 10-9 deficit and earn a 27-17 road win in Cincinnati. After their opening drive stalled at the Bengals' 1-yard line, the Jaguars managed three field goals and four punts in a listless first half to trail 7-6. At that point the Jaguars' statistical advantage included time of possession (21:41 to 8:19), first downs (13 to 6), total yards (309 to 110) and rushing yards (130 to -2). The third quarter began with a Bengals fumble forced by CB **D.J. Hayden** and recovered by S **Ronnie Harrison**, setting up a 12-play drive that K **Josh Lambo** capped with a 37-yard field goal for a 9-7 Jaguars lead. Cincinnati regained the lead at 10-9 when K **Randy Bullock** kicked a 38-yard field goal at the end of the quarter, but the final period was dominated by Jacksonville starting with a 5-play, 75-yard drive that ended with a QB **Gardner Minshew II**-to-WR **Keelan Cole** 2-yard touchdown pass to give the Jaguars a 17-10 lead. After that, Jacksonville made three interceptions in a span of five Bengals plays by LB **Myles Jack**, DE **Yannick Ngakoue** and Harrison. Ngakoue's theft came on an attempted screen pass, and he returned the pick 23 yards for a touchdown which put the Jaguars up 24-10 with 4:18 remaining. Harrison's came on the very next Bengals play and set up Lambo's 26-yard field goal, his fourth three-pointer of the day. In all, the Jaguars' four second-half takeaways led to 13 points in the 10-point win. Offensively Jacksonville had eight plays of 20 or more yards, including five Minshew passes of 47, 33, 33, 29 and 29 yards and three 20-yard runs by Minshew, RB **Leonard Fournette** and WR **DJ Chark Jr.** Fournette finished with day with 131 yards on 29 carries while WR **Dede Westbrook** led the team with 6 receptions for 103 yards as the Jaguars turned in 460 yards of offense including 216 rushing.

Team	Q	Time	Scoring Play	Drive Info
JAX	2	6:30	J.Lambo 21 yd. Field Goal	11-69, 5:19
CIN	2	1:25	J.Mixon 2 yd. pass from A.Dalton (R.Bullock kick)	6-80, 0:49
JAX	2	0:04	J.Lambo 29 yd. Field Goal	9-64, 1:21
JAX	3	6:52	J.Lambo 37 yd. Field Goal	12-38, 6:28
CIN	3	0:31	R.Bullock 38 yd. Field Goal	10-72, 3:07
JAX	4	12:41	K.Cole 2 yd. pass from G.Minshew II (G.Minshew II-C.Conley pass)	5-75, 2:50
JAX	4	4:18	Y.Ngakoue 23 yd. interception return (J.Lambo kick)	
JAX	4	1:56	J.Lambo 26 yd. Field Goal	7-29, 2:03
CIN	4	0:23	A.Dalton 1 yd. run (R.Bullock kick)	9-69, 1:33

Team Statistics

	Jaguars	Bengals
First Downs (Run-Pass-Pen)	22 (11-10-1)	21 (3-12-6)
Total Yards-Plays-Avg.	460-78-5.9	291-65-4.5
Rushing Yards-Attempts-Avg.	216-44-4.9	33-20-1.7
Net Yards Passing (Sacked-Yds)	244 (2-11)	258 (2-18)
Att-Comp-Int	32-15-0	43-22-3
Third Down Conversions (%)	4-16 (25%)	5-12 (42%)
Fourth Down Conversions (%)	1-2 (50%)	0-0 (0%)
Punts-Avg.	6-42.2	6-48.3
Fumbles-Lost	1-0	1-1
Penalties-Yards	11-130	6-50
Time of Possession	38:17	21:43

Individual Statistics

Jaguars Rushing: L.Fournette 29-131, G. Minshew II 9-48, D. Chark Jr. 1-20, D. Westbrook 2-14, R. Armstead 3-3

Bengals Rushing: C. McCaffrey 19-176 (2 TDs), R. Bonnafon 5-80, C. Samuel 2-25, K. Allen 1-4

Jaguars Passing: G. Minshew 15-32-255 (1 TD)

Bengals Passing: A. Dalton 22-43-276 (1 TD, 3 INTs)

Jaguars Receiving: D. Westbrook 6-103, C. Conley 3-83, D. Chark Jr. 3-53, L. Fournette 2-14, K. Cole 1-2

Bengals Receiving: A. Erickson 8-137, A. Tate 3-65, T. Boyd 5-55, T. Eifert 2-10, G. Bernard 2-4, D. Sample 1-3, J. Mixon 1-2

Sacks: Jaguars 2.0 (A. Jones 1.0, J. Allen 1.0)

Sacks: Bengals 2.0 (G. Atkins)

Interceptions: Jaguars 3 (M. Jack, R. Harrison, Y. Ngakoue)

Interceptions: Bengals 0

Paid Attendance: 42,784

Time: 3:17

Temperature: 70 degrees

WEEK 8 VS NEW YORK JETS

Oct. 27, 2019 at TIAA Bank Field

	1	2	3	4	OT	Final
NEW YORK JETS (1-6)	7	0	0	8	-	15
JACKSONVILLE JAGUARS (4-4)	13	6	3	7	-	29

Three interceptions and eight sacks by a rejuvenated Jaguars defense combined with a productive three-touchdown day by QB **Gardner Minshew II** for a convincing 29-15 home win against the New York Jets, moving the Jaguars to 4-4 at midseason. The game began with both teams scoring a touchdown on their opening drive as Jacksonville built a 15-point lead, but the Jets closed to within 7 points early in the fourth quarter before back-to-back QB **Sam Darnold** interceptions prevented their comeback. A 66-yard RB **Leonard Fournette** run on the game's second play set up Minshew's 6-yard scoring pass to WR **Keelan Cole**, but the Jets answered with a 12-play, 93-yard drive to take a 7-6 lead on Darnold's 24-yard pass to WR **Ryan Griffin**. CB **Tre Herndon's** first career interception ended New York's second possession, and two plays later Minshew's 70-yard catch-and-run completion to WR **Chris Conley** gave Jacksonville a 13-7 lead before the Jets were held to three consecutive 3-and-outs for minus 25 yards. K **Josh Lambo** capped the Jaguars' last two possessions of the first half - 17 plays for 84 yards and 10 plays for 39 yards - with 29- and 43-yard field goals for a 19-7 halftime lead. His third three-pointer of the day, from 24 yards in the third quarter, made it 22-7 before the Jets got to within one score at 22-15 four plays into the fourth period when Darnold hit Griffin for a second touchdown. But the Jacksonville defense took over from there with two interceptions and a fourth-down stop on the next three New York drives while Minshew closed out the scoring with an 8-yard pass to **DJ Chark** in the front corner of the end zone with 4:13 remaining. Fournette finished with 136 combined yards - 76 rushing and 60 on a game-high seven receptions - while Minshew completed 22 of 34 for 279 yards with 3 touchdowns and Conley had a career-best 103 yards on 4 receptions including the 70-yarder that was a career-long for him and Minshew. Despite missing his first PAT attempt, Lambo extended his consecutive field goals made streak to 23. The Jacksonville defense saw six players contributing on the eight sacks - 2.0 by DE **Yannick Ngakoue** and DE **Josh Allen**, 1.5 by DL **Calais Campbell**, 1.0 each from DE **Dawuane Smoot** and S **Ronnie Harrison**, and a half by DT **Abry Jones** - with Herndon getting the first two interceptions of his career and CB **A.J. Bouye** making his first of the season. The Jaguars defense held New York to 46 rushing yards.

Team	Q	Time	Scoring Play	Drive Info
JAX	1	12:39	K.Cole 6 yd. pass from G.Minshew II (kick failed, wr)	4-77, 2:21
NYJ	1	4:51	R.Griffin 24 yd. pass from S.Darnold (S.Ficken kick)	12-93, 7:48
JAX	1	1:11	C.Conley 70 yd. pass from G.Minshew II (J.Lambo kick)	2-73, 0:50
JAX	2	2:57	J.Lambo 29 yd. Field Goal	17-84, 8:56
JAX	2	0:11	J.Lambo 43 yd. Field Goal	10-39, 1:32
JAX	3	2:11	J.Lambo 24 yd. Field Goal	8-64, 3:03
NYJ	4	13:07	R.Griffin 3 yd. pass from S.Darnold (S.Darnold-R.Griffin pass)	9-75, 4:04
JAX	4	4:13	D.Chark Jr. 8 yd. pass from G.Minshew II (J.Lambo kick)	8-24, 4:26

Team Statistics

	Jets	Jaguars
First Downs (Run-Pass-Pen)	15 (2-11-2)	21 (4-13-4)
Total Yards-Plays-Avg.	213-53-4.0	389-70-5.6
Rushing Yards-Attempts-Avg.	46-15-3.1	111-34-3.3
Net Yards Passing (Sacked-Yds)	167 (8-51)	278 (2-1)
Att-Comp-Int	30-21-3	34-22-0
Third Down Conversions (%)	2-9 (22%)	8-17 (47%)
Fourth Down Conversions (%)	1-2 (50%)	2-4 (50%)
Punts-Avg.	5-49.2	4-48.3
Fumbles-Lost	1-0	3-1
Penalties-Yards	10-83	9-70
Time of Possession	26:39	33:21

Individual Statistics

Jaguars Rushing: L.Fournette 19-76, G. Minshew 8-28, R. Armstead 6-7, D. Chark 1-0

Jets Rushing: L. Bell 9-23, V. Smith, B. Powell 4-11, S. Darnold 1--1

Jaguars Passing: G. Minshew 22-34-279 (3 TD)

Jets Passing: S. Darnold 21-30-218 (2 TD, 3 INT)

Jaguars Receiving: C. Conley 4-103 (1 TD), D. Chark 6-79 (1 TD), L. Fournette 7-60, K. Cole 2-12 (1 TD), S. DeValve 1-11, M. Lee 1-8, J. Oliver 1-6

Jets Receiving: R. Griffin 4-65 (2 TD), D. Thomas 5-63, Ro. Anderson 4-43, J. Crowder 3-24, L. Bell 3-12, V. Smith 2-10

Sacks: Jaguars 8.0 (A.Jones 0.5, C. Campbell 1.5, J. Allen 2.0, Y. Ngakoue 2.0, D. Smoot 1.0)

Sacks: Jets 2.0 (K. Phillips 0.5, J. Willis 1.0, Q. Williams 0.5)

Interceptions: Jaguars 3 (A.J. Bouye 1.0, T. Herndon 2.0)

Interceptions: Jets 0

Paid Attendance: 57,833

Time: 3:15

Temperature: 79 degrees

2019 GAME SUMMARIES



WEEK 9 VS. HOUSTON

Nov. 3, 2019 at Wembley Stadium

	1	2	3	4	OT	Final
HOUSTON TEXANS (6-3)	3	6	10	7	-	26
JACKSONVILLE JAGUARS (4-5)	0	3	0	0	-	3

Making their seventh appearance in London's Wembley Stadium, the Jaguars failed to reach the end zone in a 26-3 loss as the Texans claimed a sweep of the season series between these division rivals. QB **Gardner Minshew II** threw for 309 yards but suffered four turnovers on the Jaguars' final four possessions, a stark contrast to the previous week when Minshew II threw three touchdown passes and the defense dominated. Houston scored on its first possessions of the first and second quarters to build a 9-3 lead on a 52-yard field goal and a QB **Deshaun Watson** touchdown pass that capped a 14-play, 80-yard drive. Jacksonville's lone points came on K **Josh Lambo's** 30-yard field goal after Houston took a 9-0 lead. After the Jaguars reached the Houston 31 on the opening series of the second half, they failed to get points when the snap was high and Lambo recovered at midfield. The Texans then scored on their first two possessions of the half with a 42-yard field goal and a short run to extend it to 19-3 with 31 seconds left in the third quarter. Jacksonville's five possessions in the fourth quarter ended with a failed fourth down followed by two interceptions and then two lost fumbles. The fourth-quarter collapse saw Jacksonville commit three turnovers in a span of four plays, and a total of four on their last 11 plays of the game. RB **Carlos Hyde** ran for 160 yards for the Texans while RB **Leonard Fournette** was held to 40 of the Jaguars' 74 rushing yards. The Jaguars entered their bye week at 4-5 and 1-2 in the division, with consecutive division games coming next.

Team	Q	Time	Scoring Play	Drive Info
HOU	1	8:20	K.Fairbairn 52 yd. Field Goal	13-47, 6:40
HOU	2	5:55	D.Fells 1 yd. pass from D.Watson (kick blocked)	14-80, 8:14
JAX	2	1:48	J.Lambo 30 yd. Field Goal	11-63, 4:07
HOU	3	4:57	K.Fairbairn 42 yd. Field Goal	7-26, 3:59
HOU	3	0:31	D.Johnson 1 yd. run (K.Fairbairn kick)	5-79, 2:19
HOU	4	4:19	D.Hopkins 1 yd. pass from D.Watson (K.Fairbairn kick)	2-3, 0:10

Team Statistics

	Texans	Jaguars
First Downs (Run-Pass-Pen)	21 (8-11-2)	21 (6-15-0)
Total Yards-Plays-Avg.	410-63-6.5	356-66-5.4
Rushing Yards-Attempts-Avg.	216-34-6.4	74-15-4.9
Net Yards Passing (Sacked-Yds)	194 (1-7)	282 (4-27)
Att-Comp-Int	28-22-0	47-27-2
Third Down Conversions (%)	4-11 (36%)	4-11 (36%)
Fourth Down Conversions (%)	1-1 (100%)	0-2 (0%)
Punts-Net Avg.	3-42.7	3-44.3
Fumbles-Lost	1-1	3-2
Penalties-Yards	7-60	4-34
Time of Possession	32:33	27:27

Individual Statistics

Jaguars Rushing: L.Fournette 11-40, G. Minshew II 4-34

Texans Rushing: C. Hyde 19-160, D. Watson 7-37, D. Johnson 7-13 (1 TD), D. Hopkins 1-6

Jaguars Passing: G. Minshew 27-47-309 (2 INTs)

Texans Passing: D. Watson 22-28-201 (2 TDs)

Jaguars Receiving: K. Cole 5-80, R. Armstead 5-65, S. DeValve 4-41, L. Fournette 5-32, D. Chark Jr. 4-32, C. Conley 2-32, C. Board 1-23, J. Oliver 1-4

Texans Receiving: D. Johnson 5-68, K. Stills 4-52, D. Hopkins 8-48 (1 TD), J. Akins 3-24, D. Carter 1-8, D. Fells 1-1 (1 TD)

Sacks: Jaguars 1.0 (C. Campbell)

Sacks: Texans 3.0 (B. Scarlett 2.0, B. Boddy-Calhoun 1.0)

Interceptions: Jaguars 0

Interceptions: Texans 2 (J. Reid, J. Adae)

Paid Attendance: 84,771

Time: 2:57

Temperature: 53 degrees

WEEK 11 AT INDIANAPOLIS

Nov. 17, 2019 at Lucas Oil Stadium

	1	2	3	4	OT	Final
JACKSONVILLE JAGUARS (4-6)	7	0	0	6	-	13
INDIANAPOLIS COLTS (6-4)	7	3	14	9	-	33

In Week 11, the Jaguars gave up 264 rushing yards, including 100-yard performances by Colts RBs **Marlon Mack** (109) and **Jonathan Williams** (116), and fell to their division rival on the road in Indianapolis, 33-13. The Jaguars struck first as QB **Nick Foles**, making his return from a clavicle injury in Week 1 that sidelined him for nine games, threw a 34-yard TD pass to WR **DJ Chark Jr.** midway through the first quarter. The Colts then countered with an 11-play, 76-yard drive, with Mack scoring on an 13-yard run to the pylon. Indianapolis would go on to score 24 more consecutive points, including a scoring pass and run from Colts QB **Jacoby Brissett**, to push Indianapolis' lead to 24 points (31-7) before Foles led an 11-play, 90-yard scoring drive late in the fourth quarter that culminated in a second TD pass to Chark. The Colts intercepted the ensuing two-point conversion attempt and returned it for a two-point score, finishing the game with a 33-13 advantage. Jaguars K **Josh Lambo**, who entered the game with 24 consecutive made FGs, missed a 46-yard attempt in the fourth quarter, which snapped his franchise record for consecutive made FGs at 24 - a feat which he's achieved twice during his three seasons with the team. First-round rookie DE **Josh Allen** posted his eighth sack of the season, which tied DE **Yannick Ngakoue's** franchise rookie record from 2016. Ngakoue posted the 11th sack-fumble of his career, which increased his career total for sacks to 34.5, moving him into second on the team's all-time sack list, trailing only **Tony Brackens** (55.0).

Team	Q	Time	Scoring Play	Drive Info
JAX	1	6:53	D.Chark Jr. 34 yd. pass from N.Foles (J.Lambo kick)	5-60, 3:02
IND	1	0:35	M.Mack 13 yd. run (A.Vinatieri kick)	11-76, 6:18
IND	2	8:26	A.Vinatieri 34 yd. Field Goal	9-54, 4:11
IND	3	8:46	M.Johnson 1 yd. pass from J.Brissett (A.Vinatieri kick)	10-77, 6:14
IND	3	0:58	J.Brissett 5 yd. run (A.Vinatieri kick)	5-56, 2:55
IND	4	12:42	N.Hines 7 yd. run (A.Vinatieri kick)	4-64, 2:10
JAX	4	0:59	D.Chark Jr. 20 yd. pass from N.Foles	11-90, 3:29
IND	4	0:59	B.Okereke defensive two point conversion	

Team Statistics

	Jaguars	Colts
First Downs (Run-Pass-Pen)	15 (2-13-0)	23 (12-9-2)
Total Yards-Plays-Avg.	308-58-5.3	389-63-6.2
Rushing Yards-Attempts-Avg.	29-9-3.2	264-36-7.3
Net Yards Passing (Sacked-Yds)	279 (2-17)	125 (3-23)
Att-Comp-Int	47-33-1	24-15-1
Third Down Conversions (%)	6-14 (43%)	4-11 (36%)
Fourth Down Conversions (%)	0-1 (0%)	1-2 (50%)
Punts-Net Avg.	6-45.2	3-43.0
Fumbles-Lost	0-0	2-1
Penalties-Yards	8-81	3-20
Time of Possession	26:08	33:52

Individual Statistics

Jaguars Rushing: L.Fournette 8-23, R. Armstead 1-6

Colts Rushing: J. Williams 13-116, M. Mack 14-109 (1 TD), C. Rogers 1-18, J. Brissett 2-12 (1 TD), N. Hines 3-11, (1 TD), Q. Nelson 1-0, B. Hoyer 2-2

Jaguars Passing: N. Foles 33-47-296 (2 TDs, 1 INT)

Colts Passing: J. Brissett (15-24-148 (1 TD, 1 INT))

Jaguars Receiving: D. Chark Jr. 8-104 (2 TDs), C. Conley 6-58, K. Cole 4-41, L. Fournette 7-34, D. Westbrook 4-32, R. Armstead 2-13, B. Koyack 1-9, J. Oliver 1-5

Colts Receiving: M. Johnson 4-38 (1 TD), J. Williams 1-31, E. Ebron 4-27, N. Hines 3-24, Z. Pascal 2-17, C. Rogers 1-11

Sacks: Jaguars 3.0 (D. Hayden 1.0, Y. Ngakoue 1.0, J. Allen 1.0)

Sacks: Colts 2.0 (K. Moore II 1.0, J. Houston 1.0)

Interceptions: Jaguars 1 (J. Wilson)

Interceptions: Colts 1 (R. Ya-Sin)

Paid Attendance: 61,986

Time: 3:00

Temperature: 43 degrees

2019 GAME SUMMARIES



WEEK 12 AT TENNESSEE

Nov. 24, 2019 at Nissan Stadium

	1	2	3	4	OT	Final
JACKSONVILLE JAGUARS (4-7)	0	3	8	9	-	20
TENNESSEE TITANS (6-5)	0	7	28	7	-	42

The Jaguars dropped their third consecutive divisional matchup in disappointing fashion as they fell, 42-20, to the Titans at Nissan Stadium in Nashville, Tenn. After receiving the opening kickoff, the Jaguars put together a 10-play drive, but moved out of FG range due to a holding penalty on C **Brandon Linder** and a sack on third-and-15. After stalled drives led to punts for both teams, the Titans marched down into Jaguars territory before DE **Yannick Ngakoue** registered a strip-sack on the first play of the second quarter, which he recovered to give the Jaguars the ball at their own 15-yard line. On the fourth play of the ensuing drive, RB **Leonard Fournette** broke away for a 34-yard run into the Titans' half before the play was called back due to a Linder hold. The Jaguars ended up punting, and on the following possession, the Titans broke the deadlock with a 21-yard scrambling TD from QB **Ryan Tannehill**. The Jaguars struck back with a nine-play, 44-yard drive, which culminated in a 49-yard FG from K **Josh Lambo**. Neither team could score inside the two-minute warning, and the Jaguars went into the half trailing 7-3. In the third quarter, disaster struck for the Jaguars. Tannehill threw a TD pass on the opening drive of the third quarter to eligible lineman, **Dennis Kelly**, to extend Tennessee's lead to 11 (14-3). After a three-and-out by the Jaguars, the Titans received the ball at the 26-yard line, and on the first play of the drive, RB **Derrick Henry**, a native of Yulee, Fla., broke away for a 74-yard TD run to extend the lead to 18 (21-3). The Jaguars fumbled the following kickoff, which was recovered by Tennessee at the 7-yard line. Henry scored on a 7-yard TD on the following play to increase the lead to 25 (28-3). The Jaguars went three-and-out again and the Titans struck scored for the fourth time of the third quarter on a 65-yard TD pass to WR **A.J. Brown**. The 28 points allowed were the most-ever in the third quarter in franchise history. Fournette then scored two TDs, and he'd go on to finish the game with 159 scrimmage yards, including 97 rushing yards. Tannehill went on to score his second rushing TD of the evening with 9:47 remaining in the fourth quarter and a 50-yard FG from Lambo with less than five minutes remaining led to the final score of 42-20. The Titans rushed for 219 yards, including 159 from Henry, and the loss marked the third consecutive game in which Jacksonville allowed at least 200 rushing yards.

Team	Q	Time	Scoring Play	Drive Info
TEN	2	6:29	R. Tannehill 21 yd. run (R. Succop kick)	7-73, 4:09
JAX	2	1:50	J. Lambo 49 yd. Field Goal	9-44, 4:39
TEN	3	13:13	D. Kelly 1 yd. pass from R. Tannehill (R. Succop kick)	4-64, 1:47
TEN	3	10:40	D. Henry 74 yd. run (R. Succop kick)	1-74, 0:11
TEN	3	10:24	D. Henry 7 yd. run (R. Succop kick)	1-7, 0:06
TEN	3	6:57	A. Brown 65 yd. pass from R. Tannehill (R. Succop kick)	3-80, 1:26
JAX	3	2:23	L. Fournette 1 yd. run (N. Foles - D. Chark Jr. pass)	12-74, 4:34
JAX	4	11:50	L. Fournette 1 yd. run (pass failed)	7-56, 2:57
TEN	4	9:47	R. Tannehill 3 yd. run (R. Succop kick)	4-40, 2:03
JAX	4	4:48	J. Lambo 50 yd. Field Goal	13-56, 4:59

Team Statistics

	Jaguars	Titans
First Downs (Run-Pass-Pen)	23 (8-12-3)	21 (8-11-2)
Total Yards-Plays-Avg.	369-78-4.7	471-52-9.1
Rushing Yards-Attempts-Avg.	117-27-4.3	219-33-6.6
Net Yards Passing (Sacked-Yds)	252 (3-20)	252 (1-7)
Att-Comp-Int	48-32-0	18-14-0
Third Down Conversions (%)	7-18 (39%)	4-8 (50%)
Fourth Down Conversions (%)	1-2 (50%)	0-0 (0%)
Punts-Net Avg.	6-48.0	3-44.0
Fumbles-Lost	1-1	2-2
Penalties-Yards	11-104	6-54
Time of Possession	36:56	23:04

Individual Statistics

Jaguars Rushing: L. Fournette 24-97 (2 TD), N. Foles 3-20
Titans Rushing: D. Henry 19-159 (2 TD), R. Tannehill 7-40 (2 TD), D. Lewis 5-21, J. Smith 1-4, K. Raymond 1-5

Jaguars Passing: N. Foles 32-48-272
Titans Passing: R. Tannehill 14-18-259 (2 TD)

Jaguars Receiving: L. Fournette 9-62, D. Westbrook 8-69, D. Chark Jr. 5-38, C. Conley 4-49, N. O'Leary 4-36, K. Cole 2-18
Titans Receiving: A. Brown 4-135 (TD), A. Humphries 3-20, C. Davis 2-29, D. Lewis 1-24, M. Pruitt 1-20, D. Henry 1-16, K. Raymond 1-14, D. Kelly 1-1

Sacks: Jaguars 1.0 (Y. Ngakoue)
Sacks: Titans 3.0 (R. Evans 1.0, H. Landry 1.0, K. Vaccaro 1.0)

Interceptions: Jaguars 0
Interceptions: Titans 0

Paid Attendance: 60,926 **Time:** 3:01 **Temperature:** 52 degrees

WEEK 13 VS. TAMPA BAY

Dec. 1, 2019 at TIAA Bank Field

	1	2	3	4	OT	Final
TAMPA BAY BUCCANEERS (5-7)	15	10	0	3	-	28
JACKSONVILLE JAGUARS (4-8)	0	0	3	8	-	11

In their first game in Jacksonville since October, the Jaguars suffered a 25-11 loss to the Tampa Bay Buccaneers to fall to 4-8 on the season. The Jaguars had six possessions in the first half, which resulted in an interception, two lost fumbles and three three-and-outs. The Buccaneers' first three scores were due to turnovers, starting with the Jaguars' second drive on which QB **Nick Foles** was picked off by LB **Devin White** to set up RB **Peyton Barber's** 15-yard touchdown run. Two plays later Foles was sacked by LB **Shaquil Barrett** and his fumble was recovered by White and returned 14 yards for a touchdown, and the two-point conversion made it 15-0. Eleven plays later Foles lost the ball on another sack-fumble by DE **Carl Nassib**, and the ensuing 7-play drive resulted in a second running touchdown by Barber from 1 yard out for a 22-0 lead. Tampa Bay extended the lead to 25-0 by halftime, at which time Jacksonville had five first downs, 105 total yards of offense, and had yielded three sacks. Foles' third straight start lasted two quarters as he completed 7 of 14 passes for 93 yards with an interception and two lost fumbles. After halftime the Jaguars switched to QB **Gardner Minshew II** and, following a three-and-out, he sparked the offense with back-to-back scoring drives: a 53-yard K **Josh Lambo** field goal and a 3-yard Minshew-to-WR **Dede Westbrook** touchdown pass to make it a two-score game. But the Jaguars' last two possessions ended on failed fourth down attempts and they finished the game with 16 penalties for 125 yards. The Jaguars gained just 49 rushing yards as RB **Leonard Fournette** turned in a game-high nine receptions for 53 yards along with 38 yards on 14 rushing attempts.

Team	Q	Time	Scoring Play	Drive Info
T.B.	1	2:49	P. Barber 15 yd. run (M. Gay kick)	8-69, 3:40
T.B.	1	2:39	D. White 13 yd. fumble return (P. Barber run)	
T.B.	2	7:58	P. Barber 1 yd. run (M. Gay kick)	7-83, 3:22
T.B.	2	0:57	M. Gay 25 yd. Field Goal	7-47, 1:29
JAX	3	5:46	J. Lambo 53 yd. Field Goal	7-26, 3:29
JAX	3	13:57	D. Westbrook 3 yd. pass from G. Minshew II (G. Minshew II - D. Westbrook pass)	4-54, 1:28
T.B.	4	2:19	M. Gay 37 yd. Field Goal	4-5, 0:58

Team Statistics

	Buccaneers	Jaguars
First Downs (Run-Pass-Pen)	19 (5-12-1)	14 (2-10-2)
Total Yards-Plays-Avg.	315-68-4.6	242-63-3.8
Rushing Yards-Attempts-Avg.	74-31-2.4	49-17-2.9
Net Yards Passing (Sacked-Yds)	241 (4-27)	193 (5-47)
Att-Comp-Int	33-21-0	41-23-2
Third Down Conversions (%)	7-17 (41%)	4-14 (29%)
Fourth Down Conversions (%)	1-2 (50%)	1-3 (33%)
Punts-Net Avg.	4-48.3	4-45.8
Fumbles-Lost	1-1	3-2
Penalties-Yards	8-44	16-125
Time of Possession	33:32	26:28

Individual Statistics

Buccaneers Rushing: P. Barber 17-44 (2 TD), J. Winston 6-20, R. Jones 6-8, T. Logan 1-2, D. Ogunbowale 1-0

Jaguars Rushing: L. Fournette 14-38, G. Minshew II 2-8, N. Foles 1-3

Buccaneers: J. Winston 21-33-268

Jaguars Passing: G. Minshew II 16-24-147 (TD, INT), N. Foles 7-14-93 (INT)

Buccaneers Receiving: B. Perriman 5-87, O. Howard 5-61, M. Evans 4-53, C. Godwin 4-50, D. Ogunbowale 2-12, C. Brate 1-5

Jaguars Receiving: L. Fournette 9-53, D. Westbrook 5-60, C. Conley 4-57, D. Chark Jr. 2-47, K. Cole 1-11, N. O'Leary 1-6, M. Walker 1-6

Sacks: Buccaneers 5.0 (S. Barrett 2-17, S. Acho 1.0, C. Nassib 1.0, J. Pierre-Paul 1.0)

Sacks: Jaguars 4.0 (J. Allen 1.0, L. Jacobs 1.0, D. Payne 1.0, A. Wingard 1.0)

Interceptions: Buccaneers 2 (S. Bunting, D. White)

Interceptions: Jaguars 0

Paid Attendance: 62,633 **Time:** 3:20 **Temperature:** 77 degrees

2019 GAME SUMMARIES



WEEK 14 VS. LOS ANGELES CHARGERS

Dec. 8, 2019 at TIAA Bank Field

	1	2	3	4	OT	Final
LOS ANGELES CHARGERS (5-8)	7	17	14	7	-	45
JACKSONVILLE JAGUARS (4-9)	3	0	7	0	-	10

In Week 14, the Jacksonville Jaguars lost their fifth consecutive game, falling to the Los Angeles Chargers, 45-10. QB **Gardner Minshew II**, making his first start at TIAA Bank Field since Week 8, led the Jaguars on a 14-play, 67-yard drive on the game's opening possession that culminated with a 26-yard FG by K **Josh Lambo**. The Chargers responded quickly with a TD drive elapsing just 1:37 of game clock, and would go on to score 31 unanswered points against Jacksonville, including 24 in the first half. With 5:48 remaining in the third quarter, Minshew threw a 12-yard TD pass to TE **Nick O'Leary**, which marked his 15th TD pass of the season, the most ever by a Jaguars rookie. The Chargers responded with two more passing TDs, and QB **Philip Rivers** finished the game with a 154.4 passer rating after throwing for 314 yards and three TDs on 16 of 22 passing. Chargers RB **Austin Ekeler** rushed for 101 yards on eight carries and posted 112 receiving yards and one TD on four catches, and became the first player to ever post at least 100 rushing yards and 100 receiving yards against the Jaguars in a single game. The Chargers had more than double the total net yardage of the Jaguars (525 - 252) and converted on 75 percent (6 of 8) of their third down attempts. Jaguars LB **Donald Payne** finished the contest with 16 tackles, the most by a Jaguars player in a single game over the last three seasons (2017-19).

Team	Q	Time	Scoring Play	Drive Info
JAX	1	7:23	J. Lambo 26 yd. Field Goal	14-67, 7:37
LAC	1	5:46	M. Gordon 1 yd. run (M. Badgley kick)	3-79, 1:37
LAC	2	5:18	D. Watt 1 yd. run (M. Badgley kick)	10-75, 6:11
LAC	2	1:34	H. Henry 30 yd. pass from P. Rivers (M. Badgley kick)	2-80, 0:18
LAC	2	0:03	M. Badgley 40 yd. Field Goal	8-57, 1:07
LAC	3	13:53	A. Ekeler 84 yd. pass from P. Rivers (M. Badgley kick)	3-84, 1:07
JAX	3	5:48	N. O'Leary 12 yd. pass from G. Minshew II (J. Lambo kick)	14-70, 8:05
LAC	3	1:51	M. Williams 44 yd. pass from P. Rivers (M. Badgley kick)	6-73, 3:57
LAC	4	10:53	V. Green 14 yd. pass from T. Taylor (M. Badgley kick)	7-38, 4:01

Team Statistics

	Chargers	Jaguars
First Downs (Run-Pass-Pen)	27 (13-11-3)	15 (6-6-3)
Total Yards-Plays-Avg.	525-58-9.1	252-64-4.0
Rushing Yards-Attempts-Avg.	195-30-6.5	88-23-3.8
Net Yards Passing (Sacked-Yds)	330 (1-10)	164 (2-7)
Att-Comp-Int	27-19-0	38-25-0
Third Down Conversions (%)	6-8 (75%)	4-15 (27%)
Fourth Down Conversions (%)	0-0 (0%)	2-4 (50%)
Punts-Net Avg.	2-52.0	5-46.2
Fumbles-Lost	2-0	0-0
Penalties-Yards	6-65	10-101
Time of Possession	29:23	30:37

Individual Statistics

Jaguars Rushing: L.Fournette 15-50, G. Minshew II 6-31, R. Armstead 2-7
Chargers Rushing: A. Ekeler 8-101, M. Gordon 12-55 (TD), J. Jackson 3-25, T. Taylor 4-10, D. Watt 2-4 (TD), P. Rivers 1-0

Jaguars Passing: G. Minshew 14-37-162 (TD)
Chargers Passing: P. Rivers 16-22-314 (3 TD), T. Taylor 3-5-26 (TD)

Jaguars Receiving: D. Chark Jr. 9-75, D. Westbrook 6-25, N. O'Leary 4-30, L. Fournette 3-13, K. Cole 1-12, M. Walker 1-9, C. Conley 1-7
Chargers Receiving: K. Allen 5-83, M. Gordon 5-29, A. Ekeler 4-112 (TD), M. Williams 2-63 (TD), H. Henry 2-39 (TD), V. Green 1-14 (TD)

Sacks: Jaguars 1.0 (C. Campbell)
Sacks: Chargers 2.0 (J. Bosa 2.0)

Interceptions: Jaguars 0
Interceptions: Chargers 0

Paid Attendance: 57,866 **Time:** 4:57 **Temperature:** 62 degrees

WEEK 15 AT OAKLAND

Dec. 15, 2019 at Oakland-Alameda County Coliseum

	1	2	3	4	OT	Final
JACKSONVILLE JAGUARS (5-9)	3	0	3	14	-	20
OAKLAND RAIDERS (6-8)	10	6	0	0	-	16

In Week 15, the Jaguars traveled to the Bay Area to face the Raiders in a rowdy atmosphere in the final game at Oakland-Alameda County Coliseum prior to the Raiders' departure to Las Vegas. Oakland jumped out to an early lead, as the Raiders scored on a 40-yard TD pass on their opening possession to jump ahead, 7-0. The Jaguars responded with a FG after QB **Gardner Minshew II** led the team on a seven-play, 65-yard scoring drive. After an Oakland FG, the Jaguars posted three consecutive three-and-outs and entered the half trailing, 16-3. After K **Josh Lambo** converted a 43-yard FG in the third quarter, the Jaguars entered the final frame trailing, 16-6. Entering the game, the Jaguars had lost 23 consecutive games when trailing by double digits in the fourth quarter. However, Minshew led the Jaguars on two TD drives - both of which culminated in WR **Chris Conley** receiving scores - by completing 10 of 13 passes for 83 yards and two TDs in the fourth quarter and registered the third fourth quarter comeback victory of his career. The final TD pass to Conley occurred with 31 seconds remaining, and the Jaguars defense stymied the Raiders' ensuing and final drive of the game. Third-year RB **Leonard Fournette** totaled 73 scrimmage yards (42 rushing, 31 receiving) in the victory and posted a new career-high for rushing yards in a single season with 1,081. Rookie DE **Josh Allen** posted his 10th sack of the season, the most in the NFL among first-year players, taking down Raiders QB **Derek Carr** in the second quarter, and he joined **Bradley Chubb** (2018) and **Myles Garrett** (2017-18) as the only players over the last eight seasons to post double-digit sacks and multiple forced fumbles through a player's first 14 career games. DE **Yannick Ngakoue** posted his eighth career game with 2.0-plus sacks, tied for the most such games in franchise history. The victory marked the Jaguars' first win on the West Coast since defeating Oakland, 13-6, on Jan. 2, 2005.

Team	Q	Time	Scoring Play	Drive Info
OAK	1	11:29	T.Williams 40 yd. pass from D.Carr (D.Carlson kick)	7-75, 3:31
JAX	1	8:09	J.Lambo 28 yd. Field Goal	7-65, 3:20
OAK	1	4:53	D.Carlson 33 yd. Field Goal	8-60, 3:16
OAK	2	2:21	D.Carlson 34 yd. Field Goal	9-35, 3:34
OAK	2	0:00	D.Carlson 27 yd. Field Goal	8-69, 1:17
JAX	3	0:28	J.Lambo 43 yd. Field Goal	14-59, 8:21
JAX	4	5:15	C.Conley 6 yd. pass from G.Minshew II (J.Lambo kick)	11-79, 5:54
JAX	4	0:31	C.Conley 4 yd. pass from G.Minshew II (J.Lambo kick)	7-65, 1:13

Team Statistics

	Jaguars	Raiders
First Downs (Run-Pass-Pen)	17 (14-10-3)	27 (8-15-4)
Total Yards-Plays-Avg.	262-53-4.9	364-72-5.1
Rushing Yards-Attempts-Avg.	77-22-3.5	128-32-4.0
Net Yards Passing (Sacked-Yds)	185 (2-16)	236 (4-31)
Att-Comp-Int	29-17-0	36-22-0
Third Down Conversions (%)	3-12 (25%)	4-11 (36%)
Fourth Down Conversions (%)	1-1 (100%)	0-0 (0%)
Punts-Net Avg.	5-49.6	4-41.8
Fumbles-Lost	0-0	0-0
Penalties-Yards	8-87	6-51
Time of Possession	25:48	34:12

Individual Statistics

Jaguars Rushing: L.Fournette 15-42, G. Minshew II 5-27, D. Westbrook 1-7, R. Armstead 1-1
Raiders Rushing: J. Jacobs 24-89, D. Washington 6-16, D. Carr 1-12, J. Richard 1-11

Jaguars Passing: G. Minshew 17-29-201 (2 TD)
Raiders Passing: D. Carr 22-36-267 (1 TD)

Jaguars Receiving: K. Cole 3-76, C. Conley 4-49 (2 TD), L. Fournette 5-31, S. DeValve 2-23, D. Westbrook 2-14, C. Board 1-8
Raiders Receiving: D. Waller 8-122, T. Williams 2-45 (1 TD), J. Richard 2-25, A. Ingold 3-22, J. Jacobs 2-20, K. Doss 1-17, D. Washington 2-6, D. Carrier 1-5, Z. Jones 1-5

Sacks: Jaguars 4.0 (Y. Ngakoue 2.0, J. Allen 1.0, A. Calitro 1.0)
Sacks: Raiders 2.0 (M. Crosby 1.0, D. Jordan 1.0)

Interceptions: Jaguars 0
Interceptions: Raiders 0

Paid Attendance: 52,788 **Time:** 3:03 **Temperature:** 59 degrees

2019 GAME SUMMARIES



WEEK 16 AT ATLANTA

Dec. 22, 2019 at Mercedes-Benz Stadium

	1	2	3	4	OT	Final
JACKSONVILLE JAGUARS (5-10)	0	3	3	6	-	12
ATLANTA FALCONS (6-9)	14	3	0	7	-	24

In Week 16, the Jaguars suffered a 24-12 defeat in Atlanta. The Falcons elected to receive and drove the ball 82 yards on six plays to take an early 7-0 lead. The Jaguars fumbled the ensuing kickoff and the Falcons recovered and scored a TD four plays later. The Jaguars offense took the field for the first time with 9:28 remaining in the first quarter while trailing 14-0. After a FG from each side, including a 40-yarder from K **Josh Lambo**, Jacksonville went into the half trailing 17-3. The Jaguars struck first in the second half after Falcons QB **Matt Ryan** was intercepted by S **Jarrod Wilson**, which set up Lambo's 27-yard FG nine plays later. The Falcons scored early in the fourth quarter on a 3-yard TD run, which put the score at 24-6. The Jaguars responded with a four play, 75-yard drive which was capped with Minshew's 18th TD pass of the season, a 42-yard score to WR **Chris Conley**. The comeback was stymied after the Jaguars came up empty and turned the ball over on downs after a promising 60-yard drive halted at the Atlanta 7. Second-year undrafted rookie CB **Tre Herndon** also intercepted Ryan, and his three INTs this season are the most on the team. MLB **Donald Payne** totaled 16 tackles, marking his fourth consecutive game with at least 13 tackles. QB **Gardner Minshew II** completed 13 of 31 passes for 181 yards and one TD, and surpassed former QB **Blake Bortles** for the most passing yards by a rookie in franchise history. RB **Leonard Fournette** totaled 105 scrimmage yards, including 71 rushing on 15 attempts (4.7 rush avg.) and 34 receiving on three catches (11.3 rec. avg.).

Team	Q	Time	Scoring Play	Drive Info
ATL	1	11:27	D.Freeman 17 yd. run (Y.Koo kick)	6-82, 3:33
ATL	1	9:28	D.Freeman 8 yd. pass from M.Ryan (Y.Koo kick)	4-25, 1:50
JAX	2	9:12	J.Lambo 40 yd. Field Goal	11-62, 5:03
ATL	2	0:10	Y.Koo 23 yd. Field Goal	11-54, 1:37
JAX	3	2:29	J.Lambo 27 yd. Field Goal	9-62, 4:10
ATL	4	13:36	Q.Ollison 3 yd. run (Y.Koo kick)	7-87, 3:53
JAX	4	12:00	C.Conley 42 yd. pass from G.Minshew II (pass failed)	4-75, 1:36

Team Statistics

	Jaguars	Falcons
First Downs (Run-Pass-Pen)	17 (5-9-3)	28 (8-20-0)
Total Yards-Plays-Avg.	288-59-4.9	518-73-7.1
Rushing Yards-Attempts-Avg.	115-24-4.8	135-27-5.0
Net Yards Passing (Sacked-Yds)	173 (3-15)	383 (1-1)
Att-Comp-Int	32-14-0	45-32-2
Third Down Conversions (%)	3-14 (21%)	7-13 (54%)
Fourth Down Conversions (%)	0-1 (0%)	1-0 (100%)
Punts-Net Avg.	5-46.8	3-38.0
Fumbles-Lost	1-1	1-0
Penalties-Yards	6-36	9-64
Time of Possession	26:53	33:07

Individual Statistics

Jaguars Rushing: L.Fournette 15-71, G. Minshew II 7-36, K. Cole 1-6, R. Armstead 1-2

Falcons Rushing: B. Hill 7-66, D. Freeman 13-53 (1 TD), R. Gage 2-7, M. Ryan 4-6, Q. Ollison 1-3 (1 TD)

Jaguars Passing: G. Minshew 14-37-162 (1 TD)
Falcons Passing: M. Ryan 32-45-384 (1 TD, 2 INT)

Jaguars Receiving: C. Conley 2-56 (1 TD), S. DeValve 3-45, L. Fournette 3-34, K. Cole 1-23, D. Chark Jr. 2-18, Co. Davis 1-7, D. Westbrook 2-5

Falcons Receiving: J. Jones 10-166, A. Hooper 7-82, D. Freeman 9-74 (1 TD), R. Gage 5-49, K. Smith 1-13

Sacks: Jaguars 1.0 (D. Smoot 1.0)

Sacks: Falcons 3.0 (G. Jarrett 1.0, V. Beasley 1.0, J. Cominsky 0.5, J. Crawford 0.5)

Interceptions: Jaguars 2 (T. Herndon, J. Wilson)

Interceptions: Falcons 0

Paid Attendance: 70,873

Time: 2:57

Temperature: 65 degrees

WEEK 17 VS. INDIANAPOLIS

Dec. 29, 2019 at TIAA Bank Field

	1	2	3	4	OT	Final
INDIANAPOLIS COLTS (7-9)	10	10	0	0	-	20
JACKSONVILLE JAGUARS (6-10)	3	13	8	14	-	38

In the 2019 finale, the Jaguars defeated the Colts, 38-20, to finish the season with a 6-10 record. The Colts jumped out to an early 3-0 lead after taking the opening drive 73 yards on 11 plays. After a 59-yard kickoff return from WR **Keelan Cole** gave the Jaguars good starting field position, K **Josh Lambo** finished the drive with a 20-yard FG to even the score at 3-3. The Colts then drove 79 yards on 10 plays, and RB **Marlon Mack** scored on a 5-yard TD run to re-gain the lead. With 12:04 remaining in the second quarter, Lambo converted a 53-yard FG to cut Indianapolis' lead to four (10-6). After forcing a punt and getting the ball back, the Jaguars drove 90 yards, and rookie QB **Gardner Minshew II** found Cole for a 14-yard TD pass to give the Jaguars a 13-10 lead. The Colts then scored on their next two possessions (TD, FG), but a 56-yard FG from Lambo with two seconds remaining in the first half cut the Colts' lead to four (20-16). On the first drive of the third quarter, Minshew led the Jaguars on an 11-play, 80-yard TD drive that culminated in a 3-yard TD pass to rookie RB **Ryquell Armstead**. The Jaguars converted a two-point conversion on a pass to WR **Dede Westbrook** and took the lead, 24-20. In the fourth quarter, DE **Yannick Ngakoue** forced a fumble on Colts QB **Jacoby Brissett**, which was recovered by DL **Calais Campbell** and returned 8 yards for a TD. It marked the third TD of Campbell's career and the 14th forced fumble of Ngakoue's four-year career. Minshew proceeded to throw a third TD pass, this one to Westbrook to take a 38-20 lead, and finished the game completing 27 of 39 passes for 295 yards, three TDs and one INT for a passer rating of 106.2. With 38 receiving yards in the game, WR **DJ Chark Jr.** surpassed 1,000 receiving yards for the season for the first time in his career. The Jaguars improved to 7-0 all-time in Week 17 home games and have defeated the Colts in four consecutive games at TIAA Bank Field.

Team	Q	Time	Scoring Play	Drive Info
IND	1	9:06	C.McLaughlin 20 yd. Field Goal	11-73, 5:54
JAX	1	6:19	J.Lambo 20 yd. Field Goal	7-42, 2:47
IND	1	0:41	M.Mack 5 yd. run (C.McLaughlin kick)	12-79, 5:38
JAX	2	12:00	J.Lambo 53 yd. Field Goal	9-40, 3:41
JAX	2	5:42	K.Cole 14 yd. pass from G.Minshew II (J.Lambo kick)	7-90, 3:59
IND	2	2:11	M.Mack 8 yd. run (C.McLaughlin kick)	6-55, 3:31
IND	2	0:39	C.McLaughlin 50 yd. Field Goal	4-5, 0:47
JAX	2	0:00	J.Lambo 56 yd. Field Goal	7-35, 0:39
JAX	3	8:27	R.Armstead 3 yd. pass from G.Minshew II (G.Minshew II/D.Westbrook pass)	11-80, 6:33
JAX	4	9:28	C.Campbell 8 yd. fumble return (J.Lambo kick)	
JAX	4	4:42	D.Westbrook 18 yd. pass from G.Minshew II (J.Lambo kick)	6-34, 3:03

Team Statistics

	Colts	Jaguars
First Downs (Run-Pass-Pen)	17 (9-7-1)	23 (7-15-1)
Total Yards-Plays-Avg.	275-55-5.0	353-66-5.3
Rushing Yards-Attempts-Avg.	132-27-4.9	67-24-2.8
Net Yards Passing (Sacked-Yds)	143 (3-19)	286 (3-9)
Att-Comp-Int	25-12-0	39-27-1
Third Down Conversions (%)	4-12 (33%)	9-14 (64%)
Fourth Down Conversions (%)	0-1 (0%)	0-0 (0%)
Punts-Net Avg.	3-44.3	2-59.0
Fumbles-Lost	2-2	1-0
Penalties-Yards	4-36	3-27
Time of Possession	26:07	33:53

Individual Statistics

Colts Rushing: M. Mack 15-77 (2 TD), N. Hines 7-34, J. Brissett 4-17, Z. Pascal 1-4
Jaguars Rushing: R. Armstead 10-33, D. Ozigbo 9-27, G. Minshew II 5-7

Colts Passing: J. Brissett 12-25-163

Jaguars Passing: G. Minshew II 27-39-295 (3 TD, 1 INT)

Colts Receiving: T. Hilton 3-72, M. Johnson 2-31, N. Hines 3-22, M. Alie-Cox 1-15, Z. Pascal 1-10, D. Inman 1-6, J. Doyle 1-6

Jaguars Receiving: D. Westbrook 7-72 (1 TD), K. Cole 3-67 (1 TD), R. Armstead 5-52 (1 TD), C. Conley 3-38, D. Chark Jr. 4-34, D. Ozigbo 3-23, C. Jones 1-5, S. DeValve 1-4

Sacks: Colts 3.0 (B. Boddy-Calhoun 1.0, J. Houston 1.0, J. Sheard 1.0)

Sacks: Jaguars 3.0 (T. Bryan 1.0, D. Smoot 1.0, J. Allen 0.5, A. Jones 0.5)

Interceptions: Colts 1 (D. Leonard)

Interceptions: Jaguars 0

Paid Attendance: 58,472

Time: 3:03

Temperature: 74 degrees



PLAYER BIOS

53



DAKOTA ALLEN

LINEBACKER
6-1 | 231 LBS | 11-2-1995
TEXAS TECH
HUMBLE, TEXAS
ACQ: PRACTICE SQUAD (L.A. RAMS) 2019
EXP: ROOKIE



TRANSACTIONS

Originally drafted by the L.A. Rams in the seventh round (251st overall) of the 2019 NFL Draft ... Released by the L.A. Rams on 8/31/19 ... Signed by the L.A. Rams to the practice squad on 9/1/19 ... Signed by Oakland from the L.A. Rams practice squad on 9/24/19 ... Released by Oakland on 10/31/19 ... Signed by the L.A. Rams to the practice squad on 11/4/19 ... Signed by Jacksonville from the L.A. Rams practice squad on 12/10/19

PRO (GAMES PLAYED/STARTED - 5/0)

- Rookie LB was drafted by the L.A. Rams in the seventh round (251st overall) of the 2019 NFL Draft
- Spent time with the L.A. Rams practice squad and Oakland's active roster during the 2019 season before being signed by Jacksonville on Dec. 10

2019 (w/ OAK - 2/0, w/ LAR - p/s w/ JAX - 3/0)

Appeared in five games during his rookie campaign, playing primarily on special teams, making one tackle ... Spent the preseason with the L.A. Rams before being released and signing with the team's practice squad ... From there, was signed to Oakland's active roster, appearing in two games, before being waived by the Raiders on Oct. 31 ... Was then signed by Jacksonville from the L.A. Rams practice squad on Dec. 10 prior to Week 15

- **12/15 at OAK:** Saw action on special teams
- **12/22 at ATL:** Saw action on special teams
- **12/29 vs. IND:** Saw action on special teams

COLLEGE (AT TEXAS TECH 2015, 2017-18, EMCC 2016)

- Played in 48 collegiate games at Texas Tech and East Mississippi Community College (36 at Texas Tech, 12 at EMCC), amassing 379 tackles (200 solo) from his time at Tech and EMCC combined
- Added 16 passes defended, five INTs, 4.5 sacks and recovered four fumbles and forced an additional two fumbles as a collegiate athlete
- Appeared in 11 games as a senior in 2018, closing the year with 73 tackles (33 solo), which ranked second on the team
- Elected as a team captain prior to the 2017 season as a junior returning to Texas Tech, proceeding to start all 13 games at WILL linebacker ... Led the team with 102 tackles to go along with four passes defended, 2.0 sacks, two INTs, a forced fumble and a fumble recovery
- Spent the 2016 season as a standout linebacker for East Mississippi Community College, helping lead the Lions to an 11-1 record, including a perfect 6-0 mark in MACJC play, and tallying a team-leading 117 tackles (64 solo), three TFLs and 2.0 sacks
- Ranked second on the team with 87 tackles (45 solo) for the Red Raiders at linebacker and on special teams as a redshirt freshman in 2015

PERSONAL

- Attended Summer Creek (Humble, Texas) High School where he logged 112 tackles and three interceptions as a senior
- Ranked as the nation's No. 23 inside linebacker according to ESPN
- Father, **Keith Allen**, played collegiate football as a running back at the University of Texas
- Has an older brother, Anthony
- Was featured on the Netflix documentary series "Last Chance U" while at EMCC in 2016

REGULAR SEASON STATISTICS

YEAR	TEAM	GP/GS	TKL	SOLO	ASST	SACKS	FF	FR	PD	ST
2019	OAK/JAX	5/0	0	0	0	0.0	0	0	0	0
NFL totals: 1 yr.		5/0	0	0	0	0.0	0	0	0	0

Additional Statistics: One special teams tackle in 2019

2019 GAME-BY-GAME STATISTICS

DATE	OPP	TKL	SOLO	ASST	SACKS	FF	FR	PD	TFL
W/ LAR									
09/08	at Carolina				Practice Squad				
09/15	vs. New Orleans				Practice Squad				
09/22	at Cleveland				Practice Squad				
W/OAK									
09/29	at Indianapolis				Inactive				
10/06	vs. Chicago	0	0	0	0.0	0	0	0	0
BYE WEEK									
10/20	at Green Bay	0	0	0	0.0	0	0	0	0
10/27	at Houston				Inactive				
11/03	vs. Detroit				Not on team				
W/ LAR									
11/10	at Pittsburgh				Practice Squad				
11/17	vs. Chicago				Practice Squad				
11/25	vs. Baltimore				Practice Squad				
12/01	at Arizona				Practice Squad				
12/08	vs. Seattle				Practice Squad				
W/ JAX									
12/15	at Oakland	0	0	0	0.0	0	0	0	0
12/22	at Atlanta	0	0	0	0.0	0	0	0	0
12/29	vs. Indianapolis	0	0	0	0.0	0	0	0	0
2019 totals:		0	0	0	0.0	0	0	0	0

41



JOSH ALLEN

DEFENSIVE END
6-5 | 262 LBS | 7-13-1997
KENTUCKY
MONTCLAIR, NEW JERSEY
ACQ: FIRST ROUND OF 2019 DRAFT (7TH)
EXP: ROOKIE



TRANSACTIONS

Originally drafted by Jacksonville in the first round (seventh overall) of the 2019 NFL Draft

PRO (GAMES PLAYED/STARTED - 16/4)

- Rookie DE was drafted by Jacksonville in the first round (seventh overall) of the 2019 NFL Draft
- His 10.5 sacks recorded in 2019 led all NFL rookies and were the most by a rookie in franchise history

2019 (w/ JAX - 16/4)

Appeared in all 16 games, making four starts, during his rookie campaign ... Amassed 44 tackles (31 solo), 11 TFL, 10.5 sacks and two forced fumbles ... His 10.5 sacks led all NFL rookies ... Finished the year second on the team with 11 TFL

- **9/8 vs. K.C.:** Made his NFL debut with a start at DE, amassing two tackles (one solo)
- **9/15 at HOU:** Started at DE, recording four tackles (two solo), including his first career TFL
- **9/19 vs. TEN:** Started at DE, registering four tackles (three solo), 2.0 sacks and one forced fumble
- **9/29 at DEN:** Saw action at DE and collected two solo tackles
- **10/6 at CAR:** Saw action at DE, posting five tackles (three solo) and 1.0 sack
- **10/13 vs. N.O.:** Saw action at DE and notched two tackles and 1.0 sack, becoming the third player in franchise history to post at least 4.0 sacks through six career games, joining DE **Yannick Ngakoue** and former DT **John Henderson**
- **10/20 at CIN:** Saw action at DE and posted two TFL, including 1.0 sack ... Tied with DT **John Henderson** (2002) for the most sacks by a Jaguars player through seven career games in franchise history
- **10/27 vs. NYJ:** Saw action at DE, amassing 2.0 sacks, one TFL and a forced fumble ... Became the first Jaguars rookie since DE **Yannick Ngakoue** in 2016 to post at least 1.0 sack in four straight games
- **11/3 vs. HOU:** Saw action at DE, notching two solo tackles
- **11/17 at IND:** Saw action at DE, compiling two solo tackles, including 1.0 sack ... His 8.0 sacks are tied with DE **Yannick Ngakoue** (2016) for the most by a rookie in team history
- **11/24 at TEN:** Saw action at DE and made one solo tackle
- **12/1 vs. T.B.:** Matched his career-high with six tackles (four solo) and added 1.0 sack, setting a new franchise rookie record with 9.0 for the season
- **12/8 vs. LAC:** Saw action at DE, posting two tackles (one solo)
- **12/15 at OAK:** Saw action at DE and tallied three tackles (two solo), including 1.0 sack, his 10th of the season ... Became the seventh player in franchise history to compile double-digit sacks in a season
- **12/22 at ATL:** Saw action at DE and made one tackle
- **12/29 vs. IND:** Saw action at DE, compiling four tackles (two solo), including 0.5 sack

COLLEGE (AT KENTUCKY, 2015-18)

- Did not miss a game during his four-year career with the Wildcats, playing in all 51 games with 35 starts
- Career totals include 220 tackles, 31.5 sacks, 11 forced fumbles, eight passes defended and two fumble recoveries
- Named SEC Defensive Player of the Year, earned consensus first-team All-American honors and was honored with the Bronco Nagurski Award, presented to the nation's top defensive player, as a senior in 2018
- Allen's 17.0 sacks in 2018 were the most by an SEC player in a single season since the NCAA started official sack records in 2000, finishing the season ranked second nationally in sacks (17.0), fourth in forced fumbles (five) and sixth in TFL (21.5)
- Majored in Communications

PERSONAL

- He and his wife, Kaitlyn, have a son, Wesley
- Son of **Kim Allen** and **Robert Allen**
- Josh's sister, **Myisha Hines-Allen**, played collegiate basketball at Louisville and is currently a forward for the Washington Mystics, the 2019 WNBA champions
- Uncle, **Gregory Hines**, played college basketball at Hampton and went on to a 12-year pro career

REGULAR SEASON STATISTICS

YEAR	TEAM	GP/GS	TKL	SOLO	ASST	SACKS	FF	FR	PD	TFL
2019	JAX	16/4	44	31	14	10.5	2	0	0	11
NFL totals: 1 yr.		16/4	44	31	14	10.5	2	0	0	11

Single Game Career Highs

Tackles:

6 (two times; last: 12/1/19 vs. T.B.)

Sacks:

2.0 (two times; last: 10/27/19 vs. NYJ)

Tackles for loss:

2 (two times; last: 10/20/19 at CIN)

2019 GAME-BY-GAME STATISTICS

DATE	OPP	TKL	SOLO	ASST	SACKS	FF	FR	PD	TFL
09/08	vs. Kansas City	2	1	1	0.0	0	0	0	0
09/15	at Houston	4	2	2	0.0	0	0	0	1
09/19	vs. Tennessee	4	3	1	2.0	1	0	0	2
09/29	at Denver	2	2	0	0.0	0	0	0	0
10/06	at Carolina	5	3	2	1.0	0	0	0	1
10/13	vs. New Orleans	2	1	1	1.0	0	0	0	1
10/20	at Cincinnati	2	2	0	1.0	0	0	0	2
10/27	vs. N.Y. Jets	2	2	0	2.0	1	0	0	1
11/03	vs. Houston	2	2	0	0.0	0	0	0	0
BYE WEEK									
11/17	at Indianapolis	2	2	0	1.0	0	0	0	1
11/24	at Tennessee	1	1	0	0.0	0	0	0	0
12/01	vs. Tampa Bay	6	4	2	1.0	0	0	0	1
12/08	vs. L.A. Chargers	1	1	2	0.0	0	0	0	0
12/15	at Oakland	3	2	1	1.0	0	0	0	1
12/22	at Atlanta	1	1	0	0.0	0	0	0	0
12/29	vs. Indianapolis	4	2	2	0.5	0	0	0	0
2019 totals:		44	31	14	10.5	2	0	0	11



NOTE THE QUOTE: DE JOSH ALLEN

“[The rookie sack record] is not my goal. It's a good achievement for myself, but my goal is to win a lot of games. I want to make it all the way to the end and then I'll be OK. Those are the good achievements for my team so if it happens, it happens. But I'm trying to win. I'm trying to win as many games as I can with my team and execute.”

- Defensive End **Josh Allen**

THE JOSH ALLEN FILE

Favorite food: Salmon

The first thing he bought with his first paycheck: A house

On who is most responsible for getting him to this point: My son, Wesley, because he's my biggest inspiration.

On his nickname growing up: J-Money. My uncle called me that.

On what animal he would be: A giant whale.

On what he would do if he didn't play football: I would want to work somewhere with kids. My mom works at a daycare and I've always been around daycares, so I would be in that type of work.

On a current Jaguar he looks up to: Calais Campbell.

Best advice he ever received: Don't blow it.

HONOR ROLL

DE **Josh Allen** became the first Kentucky player to win the Bronko Nagurski award, given to the top defensive player in the nation. Allen was the third recipient of the award in the last 10 years to be drafted in the top 10 of the NFL Draft, joining DL **Bradley Chubb** (2018 NFL Draft), LB **Luke Keuchly** (2012) and DL **Ndamukong Suh** (2010).

BRONKO NAGURSKI AWARD WINNERS, LAST 10 YEARS

Year	Recipient/Drafted	College
2018	DE Josh Allen (7th overall)	Kentucky
2017	DL Bradley Chubb (5th overall)	NC State
2016	DL Jonathan Allen (17th overall)	Alabama
2015	DL Tyler Matakevich (246th overall)	Temple
2014	LB Scooby Wright (250th overall)	Arizona
2013	LB Aaron Donald (13th overall)	Pittsburgh
2012	LB Manti Te'o (38th overall)	Notre Dame
2011	LB Luke Keuchly (9th overall)	Boston College
2010	DL Da'Quan Bowers (50th overall)	Clemson
2009	DL Ndamukong Suh (2nd overall)	Nebraska



23



RYQUELL ARMSTEAD

RUNNING BACK
5-11 | 220 LBS | 10-30-1996
TEMPLE
MILLVILLE, NEW JERSEY
ACQ: FIFTH ROUND OF 2019 DRAFT (140TH)
EXP: ROOKIE



TRANSACTIONS

Originally drafted by Jacksonville in the fifth round (140th overall) of the 2019 NFL Draft

PRO (GAMES PLAYED/STARTED - 16/1)

- Rookie RB was drafted by Jacksonville in the fifth round (140th overall) of the 2019 NFL Draft
- Career totals include 35 rushes for 108 yards (3.1 rush. avg.) and 14 receptions for 144 yards (10.3 rec. avg.) for two TDs

2019 (w/ JAX - 16/1)

Saw action in all 16 games during his rookie year, making one start in the final game of the season ... Totaled 35 rushes for 108 yards (3.1 rush avg.) while hauling in 14 receptions for 144 yards (10.3 rec. avg.) and two TDs

- **9/8 vs. K.C.:** Made his NFL debut, carrying the ball one time for 7 yards
- **9/15 at HOU:** Saw action on special teams
- **9/19 vs. TEN:** Saw action on special teams
- **9/29 at DEN:** Rushed for 42 yards on eight attempts (5.3 avg.), while hauling in one reception, his first career NFL TD
- **10/6 at CAR:** Saw action at RB, recording one reception for seven yards
- **10/13 vs. N.O.:** Saw action at RB, rushing once for 1 yard
- **10/20 at CIN:** Saw action at RB and rushed the ball three times for 3 yards
- **10/27 vs. NYJ:** Carried the ball six times for 7 yards
- **11/3 vs. HOU:** Saw action at RB, hauling in a career high five receptions for 65 yards (13.0 rec. avg.), including a career-long reception for 31 yards
- **11/17 at IND:** Saw action at RB, rushing once for 6 yards and catching two passes for 13 yards (6.5 rec. avg.)
- **11/24 at TEN:** Saw action on offense and special teams
- **12/1 vs. T.B.:** Saw action on offense and special teams
- **12/8 vs. LAC:** Rushed two times for 7 yards (3.5 rush avg.)
- **12/15 at OAK:** Ran the ball once for 1 yard
- **12/22 at ATL:** Saw action at RB and rushed once for 2 yards ... Recorded a tackle on special teams
- **12/29 vs. IND:** Made his first career start at RB, running the ball 10 times for 33 yards (3.3 rush avg.) ... Also added five receptions for 52 yards (10.4 rec. avg.) and one TD

COLLEGE (AT TEMPLE, 2015-18)

- Played in 47 games for Temple and recorded 2,812 career rushing yards and 34 TDs on 573 attempts
- Finished third all-time in career rushing TDs and fourth all-time in career rushing yards in school history
- As a senior in 2018, rushed for 1,098 yards and finished 10th in the nation in rushing TDs (13) and 11th in rushing yards per game (115.8) and earned first team All-American Athletic Conference honors.

PERSONAL

- Played running back at Millville (N.J.) High School and rushed for more than 2,500 yards, including 1,488 yards and 18 TDs as a senior
- His nickname is "Rock"
- Has a daughter, Ry-kail, and one son
- Name is pronounced **ruh-KWELL**

REGULAR SEASON STATISTICS

YEAR	TEAM	GP/GS	NO	RUSHING				RECEIVING				
				YDS	AVG	LG	TD	NO	YDS	AVG	LG	TD
2019	JAX	16/1	35	108	3.1	16	0	14	144	10.3	31	2
Career totals:		16/1	35	108	3.1	16	0	14	144	10.3	31	2

Single Game Career Highs

Rushing attempts:

10 (12/29/19 vs. IND)

Longest rush:

16 (9/29/19 at DEN)

Receptions:

5 (two times; last: 12/29/19 vs. IND)

Rushing yards:

42 (9/29/19 at DEN)

Receiving touchdowns:

1 (two times; last: 12/29/19 vs. IND)

Receiving yards:

65 (11/3/19 vs. HOU)

Additional Statistics: One special teams tackle in 2019

2019 GAME-BY-GAME STATISTICS

DATE	OPP	NO	RUSHING				NO	RECEIVING			
			YDS	AVG	LG	TD		YDS	AVG	LG	TD
09/08	vs. Kansas City	1	7	7.0	7	0	0	0	0.0	0	0
09/15	at Houston	0	0	0.0	0	0	0	0	0.0	0	0
09/19	vs. Tennessee	0	0	0.0	0	0	0	0	0.0	0	0
09/29	at Denver	8	42	5.3	16	0	1	7	7.0	7t	1
10/06	at Carolina	1	-1	-1.0	-	0	1	7	7.0	7	0
10/13	vs. New Orleans	1	1	1.0	1	0	0	0	0.0	0	0
10/20	at Cincinnati	3	3	1.0	6	0	0	0	0.0	0	0
10/27	vs. N.Y. Jets	6	7	1.2	6	0	0	0	0.0	0	0
11/03	vs. Houston	0	0	0.0	0	0	5	65	13.0	31	0
BYE WEEK											
11/17	at Indianapolis	1	6	6.0	6	0	2	13	6.5	9	0
11/24	at Tennessee	0	0	0.0	0	0	0	0	0.0	0	0
12/01	vs. Tampa Bay	0	0	0.0	0	0	0	0	0.0	0	0
12/08	vs. L.A. Chargers	2	7	3.5	4	0	0	0	0.0	0	0
12/15	at Oakland	1	1	1.0	1	0	0	0	0.0	0	0
12/22	at Atlanta	1	2	2.0	2	0	0	0	0.0	0	0
12/29	vs. Indianapolis	10	33	3.3	9	0	5	52	10.4	24	1
2019 totals:		35	108	3.1	16	0	14	144	10.3	31	2

THE RYQUELL ARMSTEAD FILE

What fans would be surprised to know about him: I love to play Fortnite. I think it helps me with my hand-eye coordination.

Nickname: I got the nickname "rock" because my coach in college said I run hard like a rock.

On who is most responsible for getting him to this point: My mother because of the sacrifices she made when I was growing up.

On what animal he would be: I would be a lion because they are fierce and not scared of anything.

On what Jaguar he looks up to: Leonard Fournette because I feel like we are similar running backs.

Best advice he ever received: To be myself and stay true to myself and believe in myself. If I don't believe in myself, I can't expect anyone else to.

On what fatherhood has taught him: It has definitely taught me patience. She makes me go harder and grind harder.

16



C.J. BOARD

WIDE RECEIVER
6-1 | 181 LBS | 12-12-1993
CHATTANOOGA
CLARKSVILLE, TENNESSEE
ACQ: FREE AGENT 2019
EXP: 1ST YEAR



TRANSACTIONS

Originally signed by Baltimore as an undrafted rookie on 5/5/17 ... Released by Baltimore on 9/3/17 ... Signed by Tennessee to the team's practice squad on 10/4/17 ... Released by Tennessee on 11/28/17 ... Signed by Cleveland to the team's practice squad on 12/26/17 ... Waived by Cleveland on 8/31/18 ... Signed by Jacksonville to the team's practice squad on 12/10/18 ... Promoted from the practice squad to the 53-man roster by Jacksonville on 2/4/19 ... Released by Jacksonville on 11/25/19 ... Signed by Jacksonville to the team's practice squad on 11/27/19 ... Promoted from the practice squad to the 53-man roster by Jacksonville on 12/12/19

PRO (GAMES PLAYED/STARTED - (4/0))

First-year WR spent time on the practice squads in Baltimore, Tennessee and Cleveland before signing with Jacksonville's practice squad in 2018 and active roster in 2019

2019 (w/ JAX - 4/0)

Spent Weeks 1-12 on the active roster before being released and re-signed to the team's practice squad for Weeks 13-14 ... Was promoted to the active 53-man roster on Dec. 12 prior to Week 15 ... Season totals include two receptions for 31 yards (15.5 rec. avg.) in four games played

- **9/8 vs. K.C.:** Inactive
- **9/15 at HOU:** Active, but did not play
- **9/19 vs. TEN:** Inactive
- **9/29 at DEN:** Inactive
- **10/6 at CAR:** Inactive
- **10/13 vs. N.O.:** Inactive
- **10/20 at CIN:** Made his NFL debut, seeing action at WR
- **10/27 vs. NYJ:** Inactive
- **11/3 vs. HOU:** Saw action at WR, recording his first career NFL reception for 23 yards
- **11/17 at IND:** Inactive
- **11/24 at TEN:** Inactive
- **12/15 at OAK:** Saw action at WR, hauling in one pass for 8 yards
- **12/22 at ATL:** Inactive
- **12/29 vs. IND:** Saw action at WR and special teams

2018 (w/ JAX - 0/0)

Signed by Jacksonville to the practice squad on Dec. 10

2018 (w/ CLE - 0/0)

Spent the 2018 preseason with Cleveland, appearing in all four preseason games where he hauled in five receptions for 54 yards

2017 (w/ CLE - 0/0)

Spent the last week of the 2017 NFL season on Cleveland's practice squad after being signed by the Browns on Dec. 26

2017 (w/ TEN - 0/0)

Signed by Tennessee to the practice squad on Oct. 4 before being released by the Titans on Nov. 28

2017 (w/ BAL - 0/0)

Entered the league with Baltimore as an undrafted rookie and spent the 2017 preseason with the team before being released on Sept. 3

COLLEGE (AT UT-CHATTANOOGA, 2012-15)

- Attended Chattanooga from 2012-15 and made 47 career starts, totaling 146 catches for 2,032 yards and 10 TDs
- As a senior in 2018, set career-highs with 46 catches, 725 yards and five TDs
- Left college ranked sixth all-time in receptions and fifth all-time in receiving yards
- Caught a pass in 30 straight games, the third longest streak all-time in program history

PERSONAL

- Attended West Creek (Clarksville, Tenn.) High School where he was a three-sport standout, also earning all-district in baseball and basketball
- Was a member of the Tennessean Dream Team and Tennessee All-State 5A squad as a junior with 817 receiving yards and 10 TDs on 48 catches
- Son of Penni and Calvin Board

REGULAR SEASON STATISTICS

YEAR	TEAM	GP/GS	RECS	YDS	AVG.	LG	TD
2017	BAL/TEN						
2018	CLE/JAX						
2019	JAX	4/0	2	31	15.5	23	0
NFL totals:	1 yr.	4/0	2	31	15.5	23	0

2019 GAME-BY-GAME STATISTICS

DATE	OPP	RECS	YDS	AVG.	LG	TD
09/08	vs. Kansas City			Inactive		
09/15	at Houston			DNP		
09/19	vs. Tennessee			Inactive		
09/29	at Denver			Inactive		
10/06	at Carolina			Inactive		
10/13	vs. New Orleans			Inactive		
10/20	at Cincinnati	0	0	-	-	0
10/27	vs. N.Y. Jets			Inactive		
11/03	vs. Houston	1	23	23.0	23	0
	BYE WEEK					
11/17	at Indianapolis			Inactive		
11/24	at Tennessee			Inactive		
12/01	vs. Tampa Bay			Practice Squad		
12/08	vs. L.A. Chargers			Practice squad		
12/15	at Oakland	1	8	8.0	8	0
12/22	at Atlanta			Inactive		
12/29	vs. Indianapolis	0	0	-	-	0
2019 totals:		2	31	15.5	23	0





A.J. BOUYE

CORNERBACK
6-0 | 191 LBS | 8-16-1991
CENTRAL FLORIDA
TUCKER, GEORGIA
ACQ: UNRESTRICTED FREE AGENT 2017
EXP: 7TH YEAR



TRANSACTIONS

Originally signed by Houston as an undrafted rookie on 5/10/13 ... Re-signed by Houston as a restricted free agent on 3/28/16 ... Signed by Jacksonville as an unrestricted free agent on 3/10/17

PRO (GAMES PLAYED/STARTED - 93/62, 6/5)

• Career totals include 305 tackles (258 solo), 65 passes defended, 14 INTs, 1.0 sack, one forced fumble and one fumble recovery
• Earned first career Pro Bowl nod and second-team Associated Press All-Pro honors in 2017

2019 (w/ JAX - 14/14)

Saw action in 14 games, starting in each contest ... Was fourth on the team with 65 tackles ... Season totals include 65 tackles (50 solo), eight passes defended and one INT

- **9/8 vs. K.C.:** Started at RCB and made three solo tackles
- **9/15 at HOU:** Did not play (inactive) due to a hip injury
- **9/19 vs. TEN:** Started at RCB, amassing three tackles (one solo) and two passes defended
- **9/29 at DEN:** Started at RCB, posting five tackles (four solo)
- **10/6 at CAR:** Started at RCB and collected five tackles (four solo)
- **10/13 vs. N.O.:** Started at RCB and notched five tackles (four solo)
- **10/20 at CIN:** Started at RCB and led the team with six solo tackles
- **10/27 vs. NYJ:** Started at RCB, contributing six tackles (three solo) and one fourth quarter INT that he returned 25 yards
- **11/3 vs. HOU:** Started at RCB and tied for the team lead with seven tackles (six solo), adding one pass defended
- **11/17 at IND:** Started at RCB and compiled six solo tackles
- **11/24 at TEN:** Started at RCB and amassed four tackles (two solo)
- **12/1 vs. T.B.:** Started at RCB, posting three tackles (two solo) and two passes defended
- **12/8 vs. LAC:** Started at RCB, notching two tackles (one solo)
- **12/15 at OAK:** Started at RCB and compiled two solo tackles
- **12/22 at ATL:** Started at RCB, tallying eight tackles (six solo) and one TFL
- **12/29 vs. IND:** Inactive due to a wrist injury

2018 (w/ JAX - 13/13)

Tied for fifth on the team with 54 tackles ... Part of a secondary that ranked second overall in passing defense in the NFL

- **10/7 at K.C.:** Started at RCB and recorded five tackles (four solo), one INT and two passes defended

2017 (w/ JAX - 16/16, 3/3)

Tied for third in the NFL with six INTs ... Part of a secondary that was ranked the number one passing defense in the NFL

- **11/12 vs. LAC:** Started at RCB and recorded four tackles (three solo), one pass defended and an INT in overtime that set up K **Josh Lambo's** game winning FG
- **11/19 at CLE:** Started at RCB and recorded two solo tackles, one pass defended and one INT, a career-high
- **12/10 vs. SEA:** Started at RCB and recorded two interceptions

2016 (w/ HOU - 15/11, 1/0)

Led the team and tied for ninth in the NFL with 16 passes defended ... Set career highs with 11 starts, 62 tackles, 16 passes defended, two tackles for loss and one QB hit ... Tied with Falcons DB **Robert Alford** for the most passes defended in the postseason (six)

2015 (w/ HOU - 15/2, 1/0)

- **12/20 at IND:** Intercepted IND QB **Matt Hasselbeck** in the fourth quarter to clinch the victory

2014 (w/ HOU - 15/15)

Finished tied for the team lead with three INTs ... Ranked sixth in the NFL with 120 INT return yards

2013 (w/ HOU - 6/0)

Played in six games and recorded two special teams tackles before being placed on the reserve/injured List with a hamstring injury on Oct. 16

COLLEGE (AT CENTRAL FLORIDA, 2009-12)

• Started 21 of 43 career games at CB, compiling 110 tackles (78 solo), six INTs,

1.0 sack, two fumble recoveries and one forced fumble

- Returned from injury to start all 14 games as a senior, finishing with 53 tackles, three INTs, two fumble recoveries and one forced fumble en route to All-Conference USA second-team honors
- Started seven games as a junior, recording 21 tackles (19 solo) and two INTs before missing the final five games of the season due to injury

PERSONAL

- Helped lead Tucker (Ga.) High School to a 14-1 record and a state championship during his senior season
- Named first-team all-county after recording 35 tackles as a senior with six INTs while also scoring three TDs on offense and twice on returns
- Recorded 40 tackles and one INT as a junior
- Was a member of the school's merit roll and R.O.T.C.
- Serves as a member of the American Cancer Society's Athlete Council in honor of his late mother who passed away due to brain and breast cancer when he was a child

REGULAR SEASON STATISTICS

YEAR	TEAM	GP/GS	TKL	SOLO	ASST	SACKS	FF	FR	PD	INT
2013	HOU	6/0	0	0	0	0.0	0	0	0	0
2014	HOU	14/6	54	47	7	0.0	1	1	10	3
2015	HOU	15/2	14	14	0	0.0	0	0	6	2
2016	HOU	15/11	62	48	14	1.0	0	0	16	1
2017	JAX	16/16	56	53	3	0.0	0	0	18	6
2018	JAX	13/13	54	46	8	0.0	0	0	8	1
2019	JAX	14/14	65	50	15	0.0	0	0	8	1
NFL totals: 7 yrs.		93/62	305	258	47	1.0	1	1	65	14

Additional statistics: Special teams tackles; two in 2013, five in 2014, two in 2015

Single Game Career Highs

Tackles: 11 (10/24/16 at DEN)
INTs: 2 (12/10/17 vs. SEA)

Forced fumbles: 1 (12/14/14 at IND)
Fumble recoveries: 1 (12/14/14 at IND)

Passes defended: 4 (12/10/17 vs. SEA)

POSTSEASON CAREER STATISTICS

YEAR	TEAM	GP/GS	TKL	SOLO	ASST	SACKS	FF	FR	PD	INT
2015	HOU	1/0	1	1	0	0.0	0	0	0	0
2016	HOU	2/2	7	5	2	0.0	1	0	6	2
2017	JAX	3/3	16	14	2	0.0	0	0	1	0
NFL totals: 7 yrs.		6/5	24	20	4	0.0	1	0	7	2

2019 GAME-BY-GAME STATISTICS

DATE	OPP	TKL	SOLO	ASST	SACKS	FF	FR	PD	INT	
09/08	vs. Kansas City	3	3	0	0.0	0	0	0	0	
09/15	at Houston	Inactive (hip)								
09/19	vs. Tennessee	3	1	2	0.0	0	0	2	0	
09/29	at Denver	5	4	1	0.0	0	0	0	0	
10/06	at Carolina	5	4	1	0.0	0	0	0	0	
10/13	vs. New Orleans	5	4	1	0.0	0	0	0	0	
10/20	at Cincinnati	6	6	0	0.0	0	0	1	0	
10/27	vs. N.Y. Jets	6	3	3	0.0	0	0	1	1	
11/03	vs. Houston	7	6	1	0.0	0	0	1	0	
BYE WEEK										
11/17	at Indianapolis	6	6	0	0.0	0	0	0	0	
11/24	at Tennessee	4	2	2	0.0	0	0	0	0	
12/01	vs. Tampa Bay	3	2	1	0.0	0	0	2	0	
12/08	vs. L.A. Chargers	2	1	1	0.0	0	0	1	0	
12/15	at Oakland	2	2	0	0.0	0	0	0	0	
12/22	at Atlanta	8	6	2	0.0	0	0	0	0	
12/29	vs. Indianapolis	Inactive								
2019 totals:		65	50	15	0.0	0	0	8	1	

59



PRESTON BROWN

LINEBACKER
6-1 | 251 LBS | 10-27-1992
LOUISVILLE
CINCINNATI, OHIO
ACQ: WAIVERS (OAKLAND) 2019
EXP: 6TH YEAR



TRANSACTIONS

Originally drafted by Buffalo in the third round (73rd overall) of the 2014 NFL Draft ... Signed by Cincinnati as an unrestricted free agent on 3/16/18 ... Released by Cincinnati on 11/12/19 ... Signed by Oakland on 11/18/19 ... Waived by Oakland on 12/10/19 ... Claimed off waivers by Jacksonville on 12/11/19

PRO (GAMES PLAYED/STARTED - 81/77, 1/1)

- Sixth-year LB has played in 81 career games, with 77 starts during stints with Buffalo (2014-17), Cincinnati (2018-19) and Oakland (2019)
- Has amassed 599 tackles (342 solo), 14 passes defended, five fumble recoveries and three forced fumbles
- Surpassed 100 tackles in each of his first four seasons in the NFL (2014-17), and his 504 tackles ranked second-most in the NFL over the four-year span

2019 (w/ JAX - 0/0)

Was claimed by Jacksonville off waivers from Oakland on Dec. 11

- **12/15 at OAK:** Inactive
- **12/22 at ATL:** Inactive
- **12/29 vs. IND:** Inactive

2019 (w/CIN - 9/8, OAK - 1/0)

Saw action in nine games for Cincinnati, making eight starts, while posting 26 tackles (22 solo), one forced fumble and one fumble recovery ... Was waived by Cincinnati on Nov. 12 before signing with Oakland prior to Week 12 on Nov. 18

2018 (w/CIN - 7/7)

Played and started in seven games, finishing the season with 42 tackles, four passes defended and two INTs

- **11/21 vs. HOU:** Recorded a season-high nine tackles before exiting the game due to injury (knee)

2017 (w/ BUF - 16/16)

Appeared in and started all 16 games and led team with a career-high 144 tackles, including seven TFL and added three passes defended ... Logged double-digit tackles in seven games

- **9/15 vs. NYJ:** Collected a season-high 15 tackles (10 solo) and one TFL

2016 (w/ BUF - 16/16)

Started all 16 games and was second on the team with 135 tackles, including five TFL, two fumble recoveries with one pass defended and one forced fumble ... Had five games with double-digit tackles

- **9/15 vs. NYJ:** Posted a career-high 16 tackles (seven solo), one TFL and one forced fumble

2015 (w/ BUF - 16/16)

Started all 16 games and totaled 117 tackles, including four passes defended, three TFL, two INTs, one forced fumble and one fumble recovery

- **11/21 vs. HOU:** Recorded seven tackles (three solo) and two INT
- **9/20 vs. N.E.:** Amassed a season-high 12 tackles (seven solo) and one forced fumble

2014 (w/ BUF - 16/14)

Played in all 16 games as a rookie, making 14 starts and led the team with 108 tackles, including six TFL, while adding two passes defended, an INT and a fumble recovery

- **9/7 at CHI:** Tallied seven tackles in his NFL debut
- **9/14 vs. MIA:** Amassed a season-high 13 tackles (seven solo)
- **10/26 at NYJ:** Registered nine tackles (eight solo) and his first career INT

COLLEGE (AT LOUISVILLE, 2010-2013)

- Spent four years (2010-13) at Louisville, appearing in 52 games with 37 starts
- Finished his career with 301 tackles, 26 TFL, 7.0 sacks, five passes defended, three forced fumbles, two fumble recoveries and one INT
- Graduated with a degree in exercise science

PERSONAL

- Attended Northwest (Cincinnati, Ohio) High School, where he played RB and rushed 143 times for 973 yards and 12 TDs

REGULAR SEASON STATISTICS

YEAR	TEAM	GP/GS	TKL	SOLO	ASST	SACKS	FF	FR	PD	TFL
2014	BUF	16/14	108	65	43	0.0	0	1	2	6
2015	BUF	16/16	117	63	54	0.0	1	1	4	3
2016	BUF	16/16	135	76	59	1.0	1	2	1	5
2017	BUF	16/16	144	84	60	0.0	0	0	3	7
2018	CIN	17/7	42	27	15	0.0	0	0	4	0
2019	CIN/OAK/JAX	10/8	53	27	26	0.0	1	1	0	0
NFL totals: 6 yrs.		81/77	599	342	257	1.0	3	5	14	21

Single Game Career Highs

Tackles:

16 (9/15/16 vs. NYJ)

Sacks:

1.0 (one time; last: 10/30/16 vs. N.E.)

Forced fumbles:

1 (three times; last: 9/8/19 vs. SEA)

Fumble recoveries:

1 (five times; last: 9/22/19 vs. BUF)

Interceptions:

2 (9/27/15 at MIA)

Additional Statistics: Five career interceptions, eight special teams tackles

POSTSEASON CAREER STATISTICS

YEAR	TEAM	GP/GS	TKL	SOLO	ASST	SACKS	FF	FR	PD	INT
2017	BUF	1/1	6	4	2	0.0	0	0	0	0
NFL totals: 6 yrs.		1/1	6	4	2	0.0	0	0	0	0

2019 GAME-BY-GAME STATISTICS

DATE	OPP	TKL	SOLO	ASST	SACKS	FF	FR	PD	TFL
W/ CIN									
09/08	at Seattle	4	3	1	0.0	1	0	0	0
09/15	vs. San Francisco	14	4	10	0.0	0	0	0	0
09/22	at Buffalo	4	4	0	0.0	0	1	0	0
09/30	at Pittsburgh	7	5	2	0.0	0	0	0	0
10/06	vs. Arizona	6	2	4	0.0	0	0	0	0
10/13	at Baltimore	6	4	2	0.0	0	0	0	0
10/20	vs. Jacksonville	3	0	3	0.0	0	0	0	0
10/27	at L.A. Rams	4	3	1	0.0	0	0	0	0
11/03	BYE WEEK								
11/10	vs. Baltimore	4	3	1	0.0	0	0	0	0
11/17	at Oakland				Not on team				
W/ OAK									
11/24	at N.Y. Jets				Inactive				
12/01	at Kansas City				Inactive				
12/08	vs. Tennessee	1	1	0	0.0	0	0	0	0
W/ JAX									
12/15	at Oakland				Inactive				
12/22	at Atlanta				Inactive				
12/29	vs. Indianapolis				Inactive				
2019 totals:		53	27	26	0.0	1	1	0	0

Additional Statistics: One special teams tackle



TAVEN BRYAN

DEFENSIVE LINEMAN
6-5 | 291 LBS | 3-11-1996
FLORIDA
CASPER, WYOMING
ACQ: FIRST ROUND OF 2018 DRAFT (29TH)
EXP: 2ND YEAR



TRANSACTIONS

Originally drafted by Jacksonville in the first round (29th overall) of the 2018 NFL Draft

PRO (GAMES PLAYED/STARTED - 32/9)

- Second-year DL who has played in all 32 games, starting nine, since being drafted 29th overall in 2018
- Career totals include 53 tackles (31 solo), eight TFL, 3.0 sacks, one forced fumble and one pass defensed

2019 (w/ JAX - 16/8)

Saw action in all 16 games on the season, starting eight in replacement of injured DT **Marcell Dareus** and tallied 33 tackles (18 solo), five TFL, 2.0 sacks, one forced fumble and one pass defensed

- **9/8 vs. K.C.:** Saw action at DT, making one QB hit
- **9/15 at HOU:** Saw action at DT, recording one tackle and two QB hits
- **9/19 vs. TEN:** Saw action at DT, amassing three tackles (two solo) and 1.0 sack, the second of his career
- **9/29 at DEN:** Saw action at DT
- **10/6 at CAR:** Saw action at DT
- **10/13 vs. N.O.:** Saw action at DT
- **10/20 at CIN:** Saw action at DT, posting three tackles (two solo) and one QBH ... His pressure on QB **Andy Dalton** led to DE **Yannick Ngakoue's** pick six
- **10/27 vs. NYJ:** Started at DT and made one solo tackle
- **11/3 vs. HOU:** Saw action on DT and contributed three solo tackles
- **11/17 at IND:** Started at DT and made two tackles for loss
- **11/24 at TEN:** Started at DT, compiling four tackles (one solo)
- **12/1 vs. T.B.:** Started at DT, posting three tackles (two solo), including one TFL
- **12/8 vs. LAC:** Started at DT and posted one tackle
- **12/15 at OAK:** Started at DT, notching three tackles (one solo)
- **12/22 at ATL:** Started at DT and made three tackles
- **12/29 vs. IND:** Started at DT, tallying four tackles (three solo), 1.0 sack, one pass defensed and one forced fumble

2018 (w/ JAX - 16/1)

Saw action in all 16 games during his rookie campaign, making one start ... Amassed 20 tackles (13 solo), three TFL and 1.0 sack

- **9/9 at NYG:** Assisted on one tackle and saw action on special teams in his NFL debut
- **11/25 at BUF:** Recorded two tackles, including one tackle for loss
- **12/6 at TEN:** Made his first career start at DT and recorded three tackles
- **12/16 vs. WAS:** Recorded three tackles, including one for loss
- **12/30 at HOU:** Recorded 1.0 sack, the first of his career

COLLEGE (AT FLORIDA, 2014-17)

- Appeared in 36 games with 14 starts
- Named Associated Press All-SEC second team after his junior year
- Career totals include 67 tackles (31 solo), 10.5 tackles for loss, 5.5 sacks, two forced fumbles and three fumble recoveries

PERSONAL

- Father, Brandy, spent four years as a Navy SEAL
- Has one sister, Chelcey
- Walk-up song in Arlington, Texas after being selected was "Hail To The King" by Avenged Sevenfold
- Midget league football team in Wyoming was nicknamed the 'Jaguars'
- Nickname: Wyoming Wildman
- Attended Notrona County (Wyo.) High School and helped lead the team to a 41-6 record in his final three seasons, including back-to-back state titles in 2012 and 2013
- Unanimously selected as the 2013 Conference Defensive Player of the Year
- Named to the All-State First Team on both the offensive and defensive line

REGULAR SEASON STATISTICS

YEAR	TEAM	GP/GS	TKL	SOLO	ASST	SACKS	FF	FR	PD	TFL
2018	JAX	16/1	20	13	7	1.0	0	0	0	3
2019	JAX	16/8	33	18	15	2.0	1	0	1	5
NFL totals: 2 yrs.		32/9	53	31	22	3.0	1	0	1	8

2019 GAME-BY-GAME STATISTICS

DATE	OPP	TKL	SOLO	ASST	SACKS	FF	FR	PD	TFL
09/08	vs. Kansas City	0	0	0	0.0	0	0	0	0
09/15	at Houston	2	0	2	0.0	0	0	0	0
09/19	vs. Tennessee	3	2	1	1.0	0	0	0	1
09/29	at Denver	0	0	0	0.0	0	0	0	0
10/06	at Carolina	0	0	0	0.0	0	0	0	0
10/13	vs. New Orleans	0	0	0	0.0	0	0	0	0
10/20	at Cincinnati	3	2	1	0.0	0	0	0	0
10/27	vs. N.Y. Jets	1	1	0	0.0	0	0	0	0
11/03	vs. Houston	3	3	0	0.0	0	0	0	0
BYE WEEK									
11/17	at Indianapolis	2	2	0	0.0	0	0	0	2
11/24	at Tennessee	4	1	3	0.0	0	0	0	0
12/01	vs. Tampa Bay	3	2	1	0.0	0	0	0	1
12/08	vs. L.A. Chargers	1	1	0	0.0	0	0	0	0
12/15	at Oakland	3	1	2	0.0	0	0	0	0
12/22	at Atlanta	4	0	4	0.0	0	0	0	0
12/29	vs. Indianapolis	4	3	1	1.0	1	0	1	1
2019 totals:		33	18	15	2.0	1	0	1	5



58



AUSTIN CALITRO

LINEBACKER
6-0 | 240 LBS | 8-19-1992
VILLANOVA
DANBURY, CONNECTICUT
ACQ: WAIVERS (SEATTLE) 2019
EXP: THIRD YEAR



TRANSACTIONS

Originally signed by N.Y. Jets as an undrafted rookie on 5/5/17 ... Released by N.Y. Jets on 5/16/17 ... Signed by San Francisco on 8/7/17 ... Released by San Francisco on 9/3/17 ... Signed by Seattle to the practice squad on 9/4/17 ... Released by Seattle on 9/19/17 ... Signed by Cleveland to the practice squad on 10/3/17 ... Released by Cleveland on 5/18/18 ... Signed by Seattle on 6/13/18 ... Released by Seattle on 9/2/19 ... Signed by Jacksonville on 9/3/19

PRO (GAMES PLAYED/STARTED - 29/9)

- Third-year LB completed first season in Jacksonville after signing with the team before Week 1 of the 2019 season
- Career totals include 79 tackles (56 solo), seven TFL, 1.5 sacks and one pass defended

2019 (w/ JAX - 13/4)

Appeared in 13 games on the season, making four starts ... Season totals include 38 tackles (28 solo), four TFL, two special teams tackles, 1.0 sack and one pass defended

- **9/8 vs. K.C.:** Inactive
- **9/15 at HOU:** Saw action on special teams
- **9/19 vs. TEN:** Saw action on special teams
- **9/29 at DEN:** Saw action on special teams and made one special teams tackle
- **10/6 at CAR:** Saw action on special teams
- **10/13 vs. N.O.:** Inactive
- **10/20 at CIN:** Inactive
- **10/27 vs. NYJ:** Made his first career start for Jacksonville at WLB and led the team with seven tackles (five solo) and one TFL
- **11/3 vs. HOU:** Saw action on special teams
- **11/17 at IND:** Saw action on special teams, making one special teams tackle
- **11/24 at TEN:** Saw action on special teams
- **12/1 vs. T.B.:** Saw action on defense and special teams
- **12/8 vs. LAC:** Saw action at WLB, amassing four tackles (two solo) and appeared on special teams
- **12/15 at OAK:** Started at WLB, posting 11 tackles (eight solo), including 1.0 sack
- **12/22 at ATL:** Started at WLB, amassing a career-high 12 tackles (11 solo), including one TFL
- **12/29 vs. IND:** Started at WLB, tallying five tackles (three solo) and one TFL

2018 (w/ SEA - 16/5)

Played in all 16 games, including five starts at LB, amassing 45 tackles (32 solo), three TFL, one pass defended and a half sack

- **9/17 at CHI:** Totaled nine tackles (six solo) and one pass defended
- **11/15 vs. G.B.:** Amassed five tackles (four solo) and recorded his first career half sack
- **12/2 vs. S.F.:** Registered a career-best 10 tackles (seven solo) and two TFL

2017 (w/ CLE - ps)

Spent the preseason with San Francisco before signing with Seattle's practice squad on Sept. 4 and was released by the Seahawks on Sept. 19 ... Spent the majority of the season on Cleveland's practice squad after being signed on Oct. 3

COLLEGE (AT VILLANOVA, 2012-16)

- Played in 47 career games at Villanova, logging 219 tackles (137 solo), 26 TFL, 8.5 sacks, eight passes defended, three forced fumbles and INTs
- Named team captain his senior season (2016) and was named first team all-CAA
- Led the team with 90 tackles and three forced fumbles as a junior in 2015, earning third team All-CAA honors
- Majored in communications

PERSONAL

- Attended Danbury (Conn.) High School where he was first team all-state, first team all-county and a team captain
- One of three children of Richard and Sharon Calitro

REGULAR SEASON STATISTICS

YEAR	TEAM	GP/GS	TKL	SOLO	ASST	SACKS	FF	FR	PD	TFL	INT
2017	CLE										
PRACTICE SQUAD											
2018	SEA	16/5	41	28	13	0.5	0	0	1	3	0
2019	JAX	13/4	38	28	10	1.0	0	0	0	4	0
NFL totals: 3 yrs.		29/9	79	56	23	1.5	0	0	1	7	0

Additional Statistics: Four special teams tackles in 2018; two in 2019

Single Game Career Highs

Tackles:
12 (12/22/19 at ATL)

Passes Defended:
1 (9/17/18 at CHI)


Tackles for loss:
2 (12/2/18 vs. S.F.)

Sacks:
1.0 (12/15/19 at OAK)

2019 GAME-BY-GAME STATISTICS

DATE	OPP	TKL	SOLO	ASST	SACKS	FF	FR	PD	TFL
09/08	vs. Kansas City				Inactive				
09/15	at Houston	0	0	0	0	0	0	0	0
09/19	vs. Tennessee	0	0	0	0	0	0	0	0
09/29	at Denver	0	0	0	0	0	0	0	0
10/06	at Carolina	0	0	0	0	0	0	0	0
10/13	vs. New Orleans				Inactive				
10/20	at Cincinnati				Inactive				
10/27	vs. N.Y. Jets	6	4	2	0.0	0	0	0	1
11/03	vs. Houston	0	0	0	0.0	0	0	0	0
BYE WEEK									
11/17	at Indianapolis	0	0	0	0.0	0	0	0	0
11/24	at Tennessee	0	0	0	0.0	0	0	0	0
12/01	vs. Tampa Bay	0	0	0	0.0	0	0	0	0
12/08	vs. L.A. Chargers	4	2	2	0.0	0	0	0	0
12/15	at Oakland	11	8	3	1.0	0	0	0	1
12/22	at Atlanta	12	11	1	0.0	0	0	0	1
12/29	vs. Indianapolis	5	3	2	0.0	0	0	0	1
2019 totals:		38	28	10	1.0	0	0	0	4





CALAIS CAMPBELL

DEFENSIVE LINEMAN
6-8 | 300 LBS | 9-1-1986
MIAMI (FLA.)
AURORA, COLORADO
ACQ: UNRESTRICTED FREE AGENT 2017
EXP: 12TH YEAR



TRANSACTIONS

Originally drafted by Arizona in the second round (50th overall) of the 2008 NFL draft ... Signed by Jacksonville on 3/11/17

PRO (GAMES PLAYED/STARTED - 186/168, 12/7)

- Five-time Pro Bowl selection (2013, 2014, 2015, 2018, 2019)
- Joined former players OT **Tony Boselli** (five selections), WR **Jimmy Smith** (five), DT **Marcus Stroud** (three), RB **Maurice Jones-Drew** (three) and QB **Mark Brunell** (three) as the only players to be selected for at least three Pro Bowls while playing for the Jaguars
- Recipient of the 2019 Bart Starr Award, given to the NFL player who best exemplifies outstanding character and leadership in the home, on the field and in the community
- Has 31.5 sacks in three seasons with the Jaguars, which ranks fourth in team history
- Since he was drafted in 2008, his 151 tackles for loss are the second-most in the NFL (**J.J. Watt**, 158)
- Has registered 11 consecutive seasons with at least 5.0 sacks, the longest active streak in the NFL and tied for the eighth longest in NFL history with **CAR's Julius Peppers**
- Recorded at least 6.0 sacks in 10 of the last 11 seasons (2009-19)
- One of five defensive linemen to register at least 40 passes defended since 2011
- His 186 games played and 168 career starts are the second and third-most, respectively, among all active defensive linemen in the NFL behind **BAL's Domata Peko** (208, 189)
- Earned Associated Press first-team All-Pro honors as a DE and second-team All-Pro honors as a DT in 2017
- Named the 2017 Defensive Player of the Year by the PFWA and Sporting News
- Named the 2017 AFC Defensive Player of the Year by the NFL 101 Awards
- Named to the 2019 PFWA All-AFC Team

2019 (w/ JAX - 16/16)

Started in all 16 games during his 11th NFL season and amassed 56 tackles (37 solo), 10 TFL, 6.5 sacks, two forced fumbles, one pass defended and one fumble recovery for a TD on his way to his fifth-career and third-consecutive Pro Bowl honors ... Finished the year ranked sixth on the team in total tackles and third in both sacks and TFL

- **9/8 vs. K.C.:** Started at DT and recorded three tackles and one QB hit
- **9/15 at HOU:** Started at DE, posting four tackles (one solo)
- **9/19 vs. TEN:** Started at DT, amassing six tackles, five QB hits, four TFL and 3.0 sacks, becoming the first player in franchise history to post multiple games with at least 3.0 sacks
- **9/29 at DEN:** Started at DE and assisted on three tackles
- **10/6 at CAR:** Started at DE, tallying six tackles (one solo) ... Blocked a 56-yard FG attempt, marking the first blocked FG by a Jaguars player since Sept. 27, 2015.
- **10/13 vs. N.O.:** Started at DE, notching five tackles (four solo) and one forced fumble
- **10/20 at CIN:** Started at DE, recording three tackles (two solo), including one TFL
- **10/27 vs. NYJ:** Started at DE, posting three tackles (one solo), 1.5 sacks and one TFL
- **11/3 vs. HOU:** Started at DT, compiling five tackles (four solo) and 1.0 sack
- **11/17 at IND:** Started at DE and made one tackle and one QB hit
- **11/24 at TEN:** Started at DE, contributing one solo tackle and one forced fumble
- **12/1 vs. T.B.:** Started at DE, posting six tackles (four solo) and one pass defended
- **12/8 vs. LAC:** Started at DE, amassing two tackles, including 1.0 sack
- **12/15 at OAK:** Started at DE and tallied five tackles (four solo), including one TFL
- **12/22 at ATL:** Started at DE and made one tackle
- **12/29 vs. IND:** Started at DE, posting three tackles (one solo) and an 8-yard scoop-and-score fumble return in the fourth quarter, the third TD of his career

2018 (w/ JAX - 16/16)

Selected as a defensive captain by his teammates for the 2018 season ... Set a single-season career high with 20 TFL ... Became the first player in franchise history to record double-digit sacks in consecutive seasons ... Led the team with 10.5 sacks after posting a franchise record 14.5 sacks in 2017 ... Tied his career-high with 72 tackles

- **9/9 at NYG:** Started at DE and recorded three solo tackles, including 1.0 sack

and one tackle for a loss

- **9/23 vs. TEN:** Started at DE and recorded five tackles, including 2.0 sacks, which marked his fifth 2.0-sack game as a Jaguars, and one tackle for loss
- **9/30 vs. NYJ:** Started at DE and recorded three tackles (two solo)
- **10/7 at K.C.:** Started at DE and recorded five tackles (three solo), including one tackle for loss
- **10/14 at DAL:** Started at DE and recorded six tackles (four solo), including 1.0 sack, bringing his career total to 75.0, and a tie for the team lead with 4.0 through six games
- **10/21 vs. HOU:** Started at DE and led the team with a season-high nine tackles (five solo)
- **10/28 vs. PHI:** Started at DE and recorded six tackles (four solo), including 1.0 sack and a tackle for loss
- **11/11 at IND:** Started at DE and recorded five tackles, including two for loss
- **11/18 vs. PIT:** Started at DE and recorded four tackles (two solo), including 1.0 sack
- **11/25 at BUF:** Started at DE and recorded four tackles (three solo)
- **12/2 vs. IND:** Started at DE and recorded two tackles for loss, including 1.0 sack and one pass defended
- **12/6 at TEN:** Started at DE and recorded two tackles, including one for loss
- **12/16 vs. WAS:** Started at DE and recorded eight tackles (six solo), including 1.0 sack and a tackle for loss
- **12/23 at MIA:** Started at DE and recorded three tackles, including 1.0 sack and a tackle for loss, in which he forced a fumble and recovered the ball
- **12/30 at HOU:** Started at DE and recorded seven tackles (five solo), including 1.5 sacks

2017 (w/ JAX - 16/16, 3/3)

Campbell's 14.5 sacks were second in the NFL and broke **Tony Brackens'** team record of 12.0 sacks set in 1999 for sacks in a single season

- **9/10 at HOU:** Started at DE and tied for second on the team with six tackles (four solo), two tackles for a loss and set a Jaguars franchise record for most sacks in a single game with 4.0, which also was a career-high ... Campbell's 3.5 sacks in the first half were the most sacks by a single player in a half since 2015 (**Khalil Mack**, Week 14, 5.0; **Cameron Wake**, Week 6, 4.0)
- **9/17 vs. TEN:** Started at DE and recorded four solo tackles
- **9/24 vs. BAL:** Started at DE and totaled three tackles (two solo), one forced fumble and half sack
- **10/1 at NYJ:** Started at DE and recorded six tackles (three solo), one tackle for a loss and 1.0 sack
- **10/15 vs. LAR:** Started at DE and recorded five tackles (four solo), 2.0 sacks, two tackles for a loss and one pass defended
- **10/22 at IND:** Started at DE and recorded four tackles (two solo), 2.0 sacks, one tackle for a loss and one forced fumble ... Fourth consecutive game recording at least 1.0 sack ... Set a career high with his 10th sack on the season
- **11/5 vs. CIN:** Started at DE and recorded two solo tackles, 1.0 sack and two TFL
- **11/19 at CLE:** Started at DE and recorded two tackles (one solo), 0.5 sack and a forced fumble
- **11/26 at ARI:** Started at DE and recorded three solo tackles, one tackle for a loss and a fumble recovery, which he returned 10 yards for a TD, the second of his career
- **12/3 vs. IND:** Started at DE and recorded four solo tackles, one sack and one tackle for a loss ... Broke **Tony Brackens'** franchise record of 12 sacks (1999) in a single season as he reached 12.5 sacks this season
- **12/17 vs. HOU:** Started at DE and led the team with five solo tackles and recorded 2.0 sacks, two tackles for a loss and one pass defended
- **12/24 at S.F.:** Started at DE and recorded eight tackles (five solo) and two passes defended
- **12/31 at TEN:** Started at DE and recorded seven tackles (four solo) and two tackles for a loss
- **1/7 vs. BUF:** Started at DE and recorded six tackles (three solo) and four quarterback hits

2016 (w/ ARI, 16/16)

Started 16 games for the second consecutive season and fourth time in his career ... Recorded 53 tackles (34 solo), 12 TFL, 8.0 sacks, two forced fumbles and one INT

- **10/06 at SF:** Recorded four tackles (three solo), 2.0 sacks, one INT and two tackles for a loss
- **10/30 at CAR:** Totaled a season-high nine tackles and two QB hits
- **1/1 at L.A.:** Registered three tackles, 1.5 sacks and a tackle for a loss

#93 CALAIS CAMPBELL



2015 (w/ ARI, 16/16, 2/2)

Started 16 games for the third time in his career and led the defensive line with 61 tackles ... Tied for the team lead with 16 tackles for loss ... Chosen as a defensive captain for the second consecutive season ... Named to his second consecutive Pro Bowl

- **10/4 vs STL:** Tied his career-high with a team-leading 11 tackles (10 solo)
- **12/27 vs. GB:** Recorded six tackles (five solo), a season high 2.5 sacks and three tackles for a loss

2014 (w/ ARI, 14/14, 1/1)

Chosen as a defensive captain for the first time in his career ... Led the defensive line with 58 tackles, was second on the team with 7.0 sacks and led the team with 16 tackles for a loss ... Earned his first Pro Bowl selection

- **9/14 at NYG:** Set season high with 10 solo tackles and recorded 1.0 sack and three tackles for a loss
- **10/5 at DEN:** Registered two solo tackles, one INT and one tackle for a loss
- **11/23 at SEA:** Registered a then career-high 3.0 sacks

2013 (w/ ARI, 16/16)

Started all 16 games and led the defensive line with 58 tackles ... Set a career high with 9.0 sacks, which was second highest on the team ... Tied for the team lead with 14 tackles for a loss ... Named a Pro Bowl alternate

- **10/6 vs. CAR:** Recorded four solo tackles, a forced fumble and 2.0 sacks
- **10/17 vs. SEA:** Totaled a season-high eight tackles (seven solo), a fumble recovery and one tackle for a loss
- **12/22 at SEA:** Registered four tackles (three solo), 2.0 sacks and two tackles for a loss

2012 (w/ ARI, 13/12)

Played in 13 with 12 starts ... Led the defensive line with 63 tackles and finished second on the team with 6.5 sacks

- **9/16 at NE:** Recorded a season-high 10 tackles, 2.0 sacks and two tackles for a loss

2011 (w/ ARI, 16/16)

Started all 16 games for the first time and posted a career-high 72 tackles and team-leading 8.0 sacks

- **9/25 at SEA:** Recorded 10 tackles (five solo), 2.5 sacks and two TFL
- **11/6 vs. STL:** Registered six solo tackles, 2.0 sacks and three tackles for a loss
- **11/13 at PHI:** Recorded his first career interception, picking off a QB Michael Vick pass

2010 (w/ ARI, 15/15)

Totaled 60 tackles and led the team with 6.0 sacks

- **12/19 at CAR:** Recorded a season-high 11 tackles (nine solo), four TFL and 1.0 sacks

2009 (w/ ARI, 16/15, 2/1)

Saw action in all 16 games and started 15 ... Recorded 48 tackles, 7.0 sacks and also blocked two field goals

- **9/20 at JAX:** Credited with his first career sack with 0.5 sack of QB David Garrard
- **10/18 at SEA:** Registered three tackles, two TFL and 1.5 sacks
- **11/22 at STL:** Recorded two solo tackles and a forced fumble

2008 (w/ ARI, 16/0, 4/0)

Played in all 16 games and all four postseason games, including Super Bowl XLIII, in his rookie season and was a key contributor on special teams, totaling seven special teams tackles

- **9/7 at SF:** Recorded first-career tackle

COLLEGE (AT MIAMI (FLA.), 2005-07)

- Played in 36 career games, starting 25 for the Hurricanes
- Career totals include 158 tackles, 19.5 sacks and 39 tackles for a loss
- Two-time All-ACC selection

PERSONAL

- Attended South (Aurora, Colo.) High School and was a two-time All-State selection
- As a senior, recorded 19.0 sacks, 188 tackles and two interceptions
- Garnered All-State accolades in basketball in his junior year
- Recipient of the 2015 Pop Warner Humanitarian Award, given to an individual who portrays both outstanding athletic achievement and high humanitarian principles while serving as an inspiration to the youth of today
- Formed the CRC Foundation in 2009 named for his late father, Charles, which is committed to the enhancement of the community through the teaching of critical life skills to young people, transforming them into empowered and self-aware leaders of the future
- Launched the 'Season of Giving' initiative in 2019, which pledges a specific dollar amount to a different local charity each month during the season based

on several on-field metrics

- Was Jacksonville's nominee for the 2019 Walter Payton Man of the Year award
- Twitter handle is @Campbell93

REGULAR SEASON STATISTICS

YEAR	TEAM	GP/GS	TKL	SOLO	ASST	SACKS	FF	FR	PD	TFL
2008	ARI	16/0	21	17	4	0.0	1	0	1	2
2009	ARI	16/15	46	35	11	7.0	1	0	5	8
2010	ARI	15/15	60	46	14	6.0	0	1	2	13
2011	ARI	16/16	72	53	19	8.0	2	1	10	13
2012	ARI	13/12	63	50	13	6.5	0	0	6	13
2013	ARI	16/16	58	45	13	9.0	1	2	6	14
2014	ARI	14/14	58	48	10	7.0	1	0	3	16
2015	ARI	16/16	61	46	15	5.0	0	1	3	16
2016	ARI	16/16	53	34	19	8.0	2	3	6	12
2017	JAX	16/16	67	47	20	14.5	3	1	3	14
2018	JAX	16/16	72	53	19	10.5	1	1	1	20
2019	JAX	16/16	56	37	19	6.5	2	1	1	10
NFL totals:	11 yrs.	186/168	687	508	176	88.0	14	11	47	151

Single Game Career Highs

Tackles:

11 (two times; last 10/4/15 vs. STL)

Sacks:

4.0 (9/10/17 at HOU)

Forced fumbles:

1 (14 times; last: 11/24/19 at TEN)

Fumble recoveries:

1 (11 times; last: 12/29/19 vs. IND)

Interceptions:

1 (three times; last: 10/6/16 at S.F.)

Additional Statistics: Three career interceptions, Three career fumble returns for a TD

POSTSEASON CAREER STATISTICS

YEAR	TEAM	GP/GS	TKL	SOLO	ASST	SACKS	FF	FR	PD	TFL
2008	ARI	4/0	4	3	1	0.0	0	0	1	0
2009	ARI	2/1	5	5	0	0.0	0	0	0	0
2014	ARI	1/1	4	0	4	0.0	0	0	0	0
2015	ARI	2/2	5	1	4	0.0	0	0	1	0
2017	JAX	3/3	11	7	4	0.0	0	0	0	0
NFL totals:	11 yrs.	12/7	29	16	13	0.0	0	0	2	0

2019 GAME-BY-GAME STATISTICS

DATE	OPP	TKL	SOLO	ASST	SACKS	FF	FR	PD	TFL
09/08	vs. Kansas City	3	3	0	0.0	0	0	0	0
09/15	at Houston	4	2	2	0.0	0	0	0	0
09/19	vs. Tennessee	6	6	0	3.0	0	0	0	4
09/29	at Denver	3	0	3	0.0	0	0	0	0
10/06	at Carolina	6	1	5	0.0	0	0	0	0
10/13	vs. New Orleans	5	4	1	0.0	1	0	0	0
10/20	at Cincinnati	3	2	1	0.0	0	0	0	1
10/27	vs. N.Y. Jets	3	1	2	1.5	0	0	0	1
11/03	vs. Houston	5	4	1	1.0	0	0	0	1
	BYE WEEK								
11/17	at Indianapolis	1	1	0	0.0	0	0	0	0
11/24	at Tennessee	1	1	0	0.0	0	0	0	0
12/01	vs. Tampa Bay	6	4	2	0.0	0	0	1	1
12/08	vs. L.A. Chargers	2	2	0	1.0	0	0	0	1
12/15	at Oakland	5	4	1	0.0	0	0	0	1
12/22	at Atlanta	1	0	1	0.0	0	0	0	0
12/29	vs. Indianapolis	2	1	1	0.0	0	1	0	0
2019 totals:		56	37	19	6.5	2	1	1	10

60



A.J. CANN

OFFENSIVE LINEMAN
6-3 | 315 LBS | 10-3-1991
SOUTH CAROLINA
BAMBERG, SOUTH CAROLINA
ACQ: THIRD ROUND OF 2015 DRAFT (67TH)
EXP: 5TH YEAR



TRANSACTIONS

Originally drafted by Jacksonville in the third round (67th overall) of the 2015 Draft ... Re-signed by the Jacksonville on 3/3/19

PRO (GAMES PLAYED/STARTED - 77/75, 3/3)

- Fifth-year OL has started 75 of 77 career games
- Highest-drafted player by the Jaguars from South Carolina in franchise history

2019 (w/ JAX - 16/16)

Started all 16 games in which he appeared at RG ... Part of an offensive line that helped RB **Leonard Fournette** gain 1,674 yards from scrimmage, becoming the only Jaguars player since 2011 to post at least 1,500 scrimmage yards in a single season

- **9/8 vs. K.C.:** Started at RG
- **9/15 at HOU:** Started at RG
- **9/19 vs. TEN:** Started at RG
- **9/29 at DEN:** Started at RG, helping RB **Leonard Fournette** total a career-high 225 yards rushing ... Also helped the team gain an offensive average of 7.1 yards per carry for 269 total net rushing yards, the second-most in a single game in franchise history
- **10/6 at CAR:** Started at RG helping RB **Leonard Fournette** eclipse the 100-yard mark in back-to-back games for the first time since his rookie season in 2017
- **10/13 vs. N.O.:** Started at RG
- **10/20 at CIN:** Started at RG, paving the way for RB **Leonard Fournette's** 131 yards rushing
- **10/27 vs. NYJ:** Started at RG
- **11/3 vs. HOU:** Started at RG
- **11/17 at IND:** Started at RG
- **11/24 at TEN:** Started at RG
- **12/1 vs. T.B.:** Started at RG
- **12/8 vs. LAC:** Started at RG
- **12/15 at OAK:** Started at RG
- **12/22 at ATL:** Started at RG
- **12/29 vs. IND:** Started at RG

2018 (w/ JAX - 15/15)

Started all 15 games in which he appeared at RG

2017 (w/ JAX - 15/15, 3/3)

- Started 15 games in the regular season and all three postseason contests at RG
- Part of an offensive line that helped the team lead the league in rushing (141.1 yards per game) for the first time in franchise history and allowed a franchise-low 24 sacks

2016 (w/ JAX - 16/16)

Did not miss a snap and was part of a unit that surrendered 34 sacks, its fewest since 2007

2015 (w/ JAX - 15/13)

Rookie offensive lineman started 13 games at RG

COLLEGE (AT SOUTH CAROLINA, 2010-15)

- Four-year starter, starting 51 games, the second-most in school history
- Three-time member of the SEC Fall Academic Honor Roll
- In 2014, named first-team All-America by Sporting News, ESPN.com and CBSSportsline.com
- In 2013, was voted a permanent team captain as a junior

PERSONAL

- Played on both sides of the ball for Head Coach **Kevin Crosby** at Bamberg-Ehrhardt (S.C.) High School
- Given name is Aaron
- Has a tattoo on the inside of his right forearm to honor his mother, Catherine, who passed in 2007 from throat cancer
- He and his fiancée, Kendal, have one daughter, Kennie Amelia
- Twitter handle is @AJCann60



DJ CHARK JR.

WIDE RECEIVER
6-4 | 198 LBS | 9-23-1996
LOUISIANA STATE
ALEXANDRIA, LOUISIANA
ACQ: SECOND ROUND OF 2018 DRAFT (61ST)
EXP: 2ND YEAR



TRANSACTIONS

Originally drafted by Jacksonville in the second round (61st overall) of the 2018 NFL Draft

PRO (GAMES PLAYED/STARTED - 26/14)

Has appeared in 25 career games, hauling in 87 receptions for 1,182 yards (13.6 rec. avg.) and eight TDs

2019 (w/ JAX - 15/14)

Totaled with 73 receptions for a team-leading 1,008 yards (12.4 rec. avg.) and eight TDs ... Became the first Jaguar to eclipse 1,000 yards receiving since WRs **Allen Robinson** and **Allen Hurns** in 2015 ... Tied for fourth in the NFL with 10 receptions of at least 30 yards this season ... Tied for ninth in the NFL and third in the AFC with eight TD receptions

- **9/8 vs. K.C.:** Made his first career start at WR, hauling in four receptions for a then career-best 146 yards (36.5 avg.), including a long of 69 and a 35-yard TD from QB **Nick Foles** ... His 36.5 receiving avg. was the highest in franchise single game history

- **9/15 at HOU:** Started at WR and was targeted a team-high nine times, recording seven receptions for 55 yards and one TD

- **9/19 vs. TEN:** Started at WR, catching four passes for 76 yards (19.0 avg.) and one TD ... Became the youngest player in franchise history (22 years old) to post more than 250 receiving yards through Week 3 of the season ... Additionally, became the second player in franchise history – and the first since WR **Jimmy Smith** in 2008 – to catch a TD pass in each of the first three games of the season

- **9/29 at DEN:** Hauled in four passes for 44 yards (11.0 avg.)

- **10/6 at CAR:** Started at WR, earning career-bests in receptions (eight), yards (164) and TDs (two) ... Joined former WR **Jimmy Smith** (Sept. 10, 2000) as the only players to register at least 160 receiving yards and two-plus receiving TDs in a single game ... Also joins Smith (536 receiving yards and six TD receptions in 2000) as the only players in franchise history to post at least 485 receiving yards and five receiving TDs through the team's first five games of a season.

- **10/13 vs. N.O.:** Started at WR, posting three receptions for 43 yards (14.3 avg.)

- **10/20 at CIN:** Started at WR, hauling in three receptions for 53 yards (17.7 avg.) while adding one rush for 20 yards

- **10/27 vs. NYJ:** Started at WR, bringing in six receptions for 79 yards (13.2 rec. avg.) and the game-clinching TD in the fourth quarter

- **11/3 vs. HOU:** Started at WR and caught three passes for 32 yards (8.0 rec avg.), marking his sixth game of the season with at least 50 receiving yards and a TD, tied for the most through 10 games in a season in franchise history (**Allen Hurns**, 2015).

- **11/17 at IND:** Started at WR, amassing eight receptions for 104 yards (13.0 rec. avg.) and two TDs ... Second game of the season with 100-plus receiving yards and multiple TD receptions

- **11/24 at TEN:** Started at WR, bringing in five passes for 38 yards (7.6 rec. avg.)

- **12/1 vs. T.B.:** Started at WR, catching two passes for 47 yards (23.5 rec. avg.)

- **12/8 vs. LAC:** Started at WR, registering a career-high nine receptions for 75 yards (8.3 rec. avg.) before leaving the game with an ankle injury

- **12/15 at OAK:** Inactive due to an ankle injury

- **12/22 at ATL:** Started at WR, hauling in two receptions for 18 yards (9.0 rec. avg.)

- **12/29 vs. IND:** Started at WR, bringing in four receptions for 34 yards (8.5 rec avg.) ... Joined former WR **Allen Robinson** as the only players 23-or-younger in team history to post at least 1,000 receiving yards in a single season

2018 (w/ JAX - 11/0)

Emerged as a contributor on special teams totaling five special teams tackles and averaging 35.4 yards per kickoff return ... Caught 14 passes for 174 yards (12.4 avg.)

- **10/7 at K.C.:** Caught passes of 30 and 38 yards, becoming the eighth rookie in franchise history to record multiple 30-yard catches in a single game

- **10/28 vs. PHI:** Caught four passes for 41 yards, including a long reception of 19 yards ... Served as the primary kick returner, returning one kickoff for 29 yards

- **11/11 at IND:** Saw action at WR and returned three kickoffs for 108 yards (36.0 avg.), including a long return of 47 yards ... Added one special teams tackle

COLLEGE (AT LOUISIANA STATE, 2015-17)

- Appeared in 36 games with 15 starts
- Career totals include 66 receptions for 1,351 yards (20.5 rec. avg.) and six TDs with a long reception of 80 yards (TD)
- 2018 Co-MVP of Senior Bowl

- Named a permanent team captain in his senior season as he led the SEC in punt returns for TDs (2) and was second in the league in punt return average (10.8) while also leading the Tigers in receptions (40), receiving yards (874) and tied for the team lead in receiving TDs (3)
- Scored a TD three different ways in 2017, becoming only the seventh player in school history to accomplish the feat

PERSONAL

- Son of Shirley and **Darrell Chark Sr.**

- Attended Alexandria (La.) High School where he hauled in 48 receptions for 554 yards and three TDs as a senior on the way to earning Louisiana Class 5A All-State Honorable Mention

- Rushed for 495 yards and five touchdowns and caught 20 passes for 554 yards and six TDs as a junior and was named Honorable Mention All-State for Class 5A as a junior

- Never missed a day of school in 13 years in the Alexandria School System, finished high school with a 3.9 GPA and claimed all three major senior individual honors: Prom King, Mr. ASH and Most Outstanding Athlete

- Learned to swim leading up to the 2018 season at the Winston Family YMCA in Jacksonville

REGULAR SEASON RECEIVING STATISTICS

YEAR	TEAM	GP/GS	REC	YDS	AVG.	LG	TD
2018	JAX	11/0	14	174	12.4	38	0
2019	JAX	15/14	73	1,008	13.8	69	8
NFL totals: 2 yrs.		26/14	87	1,182	13.6	69	8

Additional statistics: Two rushes for 20 yards

Single Game Career Highs

Receptions:
9 (12/8/19 vs. LAC)


Receiving yards:
164 (10/6/19 at CAR)

Longest reception:
69t (9/8/19 vs. K.C.)

Touchdowns:
2 (two times; last: 11/17/19 at IND)

2019 GAME-BY-GAME STATISTICS

DATE	OPP	REC	YDS	AVG.	LG	TD
09/08	vs. Kansas City	4	146	36.5	69	1
09/15	at Houston	7	55	7.9	14	1
09/19	vs. Tennessee	4	76	19.0	37	1
09/29	at Denver	4	44	11.0	24	0
10/06	at Carolina	8	164	20.5	37t	2
10/13	vs. New Orleans	3	43	14.3	22	0
10/20	at Cincinnati	3	53	17.7	33	0
10/27	vs. N.Y. Jets	6	79	13.2	29	1
11/03	vs. Houston	4	32	8.0	16	0
BYE WEEK						
11/17	at Indianapolis	8	104	13.0	34t	2
11/24	at Tennessee	5	38	7.6	12	0
12/01	vs. Tampa Bay	2	47	23.5	30	0
12/08	vs. L.A. Chargers	9	75	8.3	22	0
12/15	at Oakland	Inactive				
12/22	at Atlanta	2	18	9.0	17	0
12/29	vs. Indianapolis	4	34	8.5	19	0
2019 totals:		73	1,008	13.8	69	8



KEELAN COLE

WIDE RECEIVER
6-1 | 194 LBS | 4-20-1993
KENTUCKY WESLEYAN
LOUISVILLE, KENTUCKY
ACQ: ROOKIE FREE AGENT 2017
EXP: 3RD YEAR



TRANSACTIONS

Originally signed by Jacksonville as an undrafted rookie on 5/10/17

PRO (GAMES PLAYED/STARTED - 48/18, 3/0)

- Third-year undrafted WR has totaled 104 receptions for 1,600 yards (15.4 rec. avg.) and seven TDs
- His 15.4 receiving yards per catch avg. is the highest in franchise history among players with at least 100 receptions

2019 (w/ JAX - 16/1)

Appeared in all 16 games and posted 24 receptions for 361 yards (15.0 rec. avg.) and three TDs

- **9/8 vs. K.C.:** Saw action at WR
- **9/15 at HOU:** Saw action at WR
- **9/19 vs. TEN:** Saw action at WR
- **9/29 at DEN:** Hauled in one reception for 19 yards on third down
- **10/6 at CAR:** Saw action at WR
- **10/13 vs. N.O.:** Played seven snaps at WR
- **10/20 at CIN:** Saw action at WR, catching the go-ahead 2-yard TD pass in the fourth quarter
- **10/27 vs. NYJ:** Saw action at WR, catching two passes for 12 yards (6.0 rec. avg.) and one TD
- **11/3 vs. HOU:** Saw action at WR, hauling in five receptions for 80 yards (16.0 rec. avg.) and a long reception of 31 yards
- **11/17 at IND:** Saw action at WR, catching four passes for 41 yards (10.3 rec. avg.) with a long reception of 14 yards
- **11/24 at TEN:** Saw action at WR, catching two passes for 18 yards (9.0 rec. avg.)
- **12/1 vs. T.B.:** Hauled in one reception for 11 yards
- **12/8 vs. LAC:** Saw action at WR, catching one pass for 12 yards
- **12/15 at OAK:** Started at WR and hauled in three passes for 76 yards (25.3 rec. avg.), including a season-long of 55-yards
- **12/22 at ATL:** Saw action at WR, catching one pass for 23 yards while adding one rush for 6 yards
- **12/29 vs. IND:** Saw action at WR, hauling in three receptions for 67 yards (22.3 rec. avg.) and one TD ... Also returned three kickoffs for a career-high 110 yards, including a career-long 59-yard return

2018 (w/ JAX - 16/11)

Appeared in all 16 games and recorded 38 receptions for 491 yards and one TD

- **9/9 at NYG:** Started at WR and recorded three receptions for a team-high 54 yards, including a long reception of 31 yards
- **9/16 vs. N.E.:** Started at WR and recorded team highs in receptions (seven) and receiving yards (116), including a 24-yard TD reception ... Caught a TD in his fourth consecutive home game, a franchise record for consecutive home games with a receiving TD
- **10/7 at K.C.:** Started at WR and caught four passes for 70 yards (17.5 rec. avg.)

2017 (w/ JAX - 16/6, 3/0)

Cole's 748 receiving yards were the most by an undrafted rookie in franchise history, surpassing WR **Allen Hurns'** 677 receiving yards in 2014 and second most by a rookie in team history (trailing WR **Justin Blackmon's** 865 yards in 2012) ... His 748 receiving yards were eighth-most by an undrafted rookie WR in NFL history ... Registered 186 receiving yards in Week 15 versus Houston and 108 receiving yards in Week 16 at San Francisco, becoming the first rookie to post 100-plus receiving yards in consecutive games in franchise history ... His 748 receiving yards were the third most among rookie wide receivers (trailing PIT **JuJu Smith-Schuster** & LAR **Cooper Kupp**) ... His 17.8 yards per reception tied (WR **Cecil Shorts III**, 2012) for highest rate in a single season in franchise history

- **12/3 vs. IND:** Started at WR and recorded three receptions for 49 yards (16.3 rec. avg.) and his first career TD
- **12/10 vs. SEA:** Recorded three receptions and a season and team-high 99 yards receiving, including a 75-yard TD reception
- **12/17 vs. HOU:** Led the team and recorded career-highs with seven receptions for 186 yards and one TD, including a game-long 73-yard reception, which set up FB **Tommy Bohanon's** TD in the third quarter ... First 100-yard receiving game of his career
- **12/24 at S.F.:** Started at WR and recorded six receptions for a game-high 108 yards

COLLEGE (AT KENTUCKY WESLEYAN, 2013-16)

- Named to the D2football.com All-American First Team, Associated Press Little All-American First Team and the Don Hansen All-American First Team
- Led the nation in kickoffs returned for a TD (two) and ranked second in all-purpose yards (198.1 yards per game) as a senior
- Named Great Midwest Athletic Conference Offensive and Special Teams Player of the Year in 2016
- Led the NCAA in receiving yards (1,577), receiving yards per game (141.5) and receiving TDs (21) as a sophomore in 2014

PERSONAL

- Coached by **Tyrann Scroggins** at Central (Ky.) High School, where he was a four-year letterwinner and two-year starter at DB, WR and QB

REGULAR SEASON STATISTICS

YEAR	TEAM	GP/GS	RECS	YDS	AVG.	LG	TD
2017	JAX	16/6	42	748	17.8	75t	3
2018	JAX	16/11	38	491	12.9	35	1
2019	JAX	16/1	24	361	15.0	55	3
NFL totals: 3 yrs.		48/18	104	1,600	15.4	75t	7

Single Game Career Highs

Receptions:
7 (two times, last: 9/16/18 vs. N.E.)

Receiving yards:
186 (12/17/17 vs. HOU)

Longest reception:
75t (12/10/17 vs. SEA)

Receiving touchdowns:
1 (seven times, last: 12/31/19 vs. IND)

POSTSEASON STATISTICS

YEAR	TEAM	GP/GS	REC	YDS	AVG.	LG	TD
2017	JAX	3/0	3	82	27.3	45	0
NFL totals: 2 yrs.		3/0	3	82	27.3	45	0



#84 KEELAN COLE



2019 GAME-BY-GAME STATISTICS

DATE	OPP	REC	YDS	AVG.	LG	TD
09/08	vs. Kansas City	0	0	0.0	0	0
09/15	at Houston	0	0	0.0	0	0
09/19	vs. Tennessee	0	0	0.0	0	0
09/29	at Denver	1	19	19.0	19	0
10/06	at Carolina	0	0	0.0	0	0
10/13	vs. New Orleans	0	0	0.0	0	0
10/20	at Cincinnati	1	2	2.0	2t	1
10/27	vs. N.Y. Jets	2	12	6.0	6t	1
11/03	vs. Houston	5	80	16.0	31	0
BYE WEEK						
11/17	at Indianapolis	4	41	10.3	14	0
11/24	at Tennessee	2	18	9.0	14	0
12/01	vs. Tampa Bay	1	11	11.0	11	0
12/08	vs. L.A. Chargers	1	12	12.0	12	0
12/15	at Oakland	3	76	25.3	55	0
12/22	at Atlanta	1	23	23.0	23	0
12/29	vs. Indianapolis	3	67	22.3	45	1
2019 totals:		24	361	15.0	55	3

KICK RETURNS

DATE	GAME	NO.	YDS	AVG.	LG	TD
09/08	vs. Kansas City	0	0	-	-	0
09/15	at Houston	0	0	-	-	0
09/19	vs. Tennessee	0	0	-	-	0
09/29	at Denver	0	0	-	-	0
10/06	at Carolina	0	0	-	-	0
10/13	vs. New Orleans	0	0	-	-	0
10/27	vs. N.Y. Jets	0	0	-	-	0
11/03	vs. Houston	0	0	-	-	0
BYE WEEK						
11/17	at Indianapolis	0	0	-	-	0
11/24	at Tennessee	0	0	-	-	0
12/01	vs. Tampa Bay	0	0	-	-	0
12/08	vs. L.A. Chargers	0	0	-	-	0
12/15	at Oakland	0	0	-	-	0
12/22	at Atlanta	0	0	-	-	0
12/29	vs. Indianapolis	3	110	59.0	59	0
2019 totals:		3	110	59.0	59	0





CHRIS CONLEY

WIDE RECEIVER
6-3 | 205 LBS | 10-25-1992
GEORGIA
DALLAS, GEORGIA
ACQ: UNRESTRICTED FREE AGENT 2019
EXP: 5TH YEAR



TRANSACTIONS

Originally drafted by Kansas City in the third round of the 2015 NFL Draft (76th overall) ... Signed by Jacksonville on 3/16/19

PRO (GAMES PLAYED/STARTED - 69/48, 5/2)

- Career totals include 151 receptions for 2,013 yards (13.3 rec. avg.) and 11 TDs
- Played in the postseason in three of his five seasons in the NFL

2019 (w/ JAX - 16/14)

Saw action in 16 games with 14 starts .. Set career-bests for receptions (47), receiving yards (775) and receiving avg. (16.5) and tied a career-high with 5 TDs

- **9/8 vs. K.C.:** Started at WR, recording a team-high six receptions for a career-best 97 yards (16.2 avg.) and one TD
- **9/15 at HOU:** Started at WR and caught four passes for 73 yards
- **9/19 vs. TEN:** Saw action at WR and recorded two receptions for 30 yards
- **9/29 at DEN:** Saw action at WR and caught one pass for 17 yards
- **10/6 at CAR:** Started at WR and hauled in one reception for 26 yards
- **10/13 vs. N.O.:** Started at WR
- **10/20 at CIN:** Started at WR, catching three passes for 83 yards (27.7 avg.), including a 47-yard reception
- **10/27 vs. NYJ:** Started at WR, catching four passes for a career-best 103 yards (25.8 rec. avg.) and a career-long 70-yard TD reception
- **11/3 vs. HOU:** Started at WR, hauling in two receptions for 32 yards (16.0 rec. avg.) with a long reception of 20 yards
- **11/17 at IND:** Started at WR, tying a season-high with six receptions for 58 yards (9.7 rec. avg.) with a long reception of 24 yards
- **11/24 at TEN:** Started at WR, bringing in four receptions for 49 yards (12.3 rec. avg.)
- **12/1 vs. T.B.:** Started at WR, collecting four receptions for 57 yards (14.3 rec. avg.)
- **12/8 vs. LAC:** Started at WR, catching one pass for 7 yards
- **12/15 at OAK:** Started at WR, amassing four receptions for 49 yards (12.3 rec. avg.) and two TDs, including the game-winning 4-yard TD reception with 0:31 left in the game from QB Gardner Minshew II
- **12/22 at ATL:** Started at WR, bringing in two receptions for 56 yards (28.0 rec. avg.), including a 42-yard TD reception in the fourth quarter
- **12/29 vs. IND:** Started at WR, hauling in three receptions for 38 yards (12.7 rec. avg.)

2018 (w/ K.C. - 16/13, 2/1)

Played in 16 games (13 starts) and registered 32 catches for 334 yards and a career-high five TDs for the NFL's No. 3 passing offense (320.4 passing yards per game)

- **11/19 vs. LAR:** Recorded career highs in receptions (seven), receiving yards (74) and receiving TDs (two), helping Kansas City score a season-high 51 points

2017 (w/ K.C. - 5/5)

Played in five games and caught 11 passes for 175 yards prior to suffering a torn Achilles and missing the remainder of the season

- **9/17 vs. PHI:** Recorded four catches for a season-high 55 yards in a 27-20 victory

2016 (w/ K.C. - 16/11, 1/1)

Registered 44 receptions for a career-high 530 yards

- **10/2 vs. PIT:** Caught six passes for 70 yards
- **1/15/17 vs. PIT:** Caught two passes for 19 yards in the AFC Divisional round

2015 (w/ K.C. - 16/5, 2/0)

Saw action in all 16 regular season games and caught 17 passes for 199 yards as a rookie in 2015

- **10/25 vs. PIT:** Recorded six catches for 63 yards and one TD
- **1/16/16 vs. N.E.:** Recorded five catches for 33 yards in the AFC Divisional round

COLLEGE (AT GEORGIA, 2011-14)

- Appeared in 49 games (23 starts), recording 117 receptions for 1,938 yards (16.6 avg.) and 20 TDs
- Recorded five 100-yard receiving games in his college career and led the Bulldogs in receiving yards in 2013 (651 receiving yards) and 2014 (657)

PERSONAL

- Played football at North Paulding (Dallas, Ga.) High School
- Enjoys surfing in his free time
- Married his wife, Brianna, in May 2019
- Born in Adana, Turkey on an Air Force base. His father, Charles, had a career in the United States Air Force while his mother, Christina, is a high school teacher
- Enjoys science-fiction and made and starred in a 26-minute long "Star Wars" fan film "Retribution"

REGULAR SEASON STATISTICS

YEAR	TEAM	GP/GS	REC	YDS	AVG.	LG	TD
2015	K.C.	16/5	17	199	11.7	44	1
2016	K.C.	16/11	44	530	12.0	39	0
2017	K.C.	5/5	11	175	15.9	35	0
2018	K.C.	16/13	32	334	10.4	27t	5
2019	JAX	16/14	47	775	16.5	70t	5
NFL totals: 5 yrs.		69/48	151	2,013	13.3	70t	11

Single Game Career Highs

Receptions:
7 (11/19/18 at LAR)

Receiving yards:
103 (10/27/19 vs. NYJ)

Longest reception:
70t (10/27/19 vs. NYJ)

Receiving touchdowns:
2 (two times; last: 12/15/19 at OAK)

POSTSEASON STATISTICS

YEAR	TEAM	GP/GS	RECS	YDS	AVG.	LG	TD
2015	K.C.	2/0	6	42	7.0	16	1
2016	K.C.	1/1	2	19	9.5	12	0
2018	K.C.	2/1	0	0	0.0	0	0
NFL totals: 5 yrs.		5/2	8	61	12.2	16	1

2019 GAME-BY-GAME STATISTICS

DATE	OPP	RECS	YDS	AVG.	LG	TD
09/08	vs. Kansas City	6	97	16.2	21t	1
09/15	at Houston	4	73	18.3	31	0
09/19	vs. Tennessee	2	30	15.0	15	0
09/29	at Denver	1	17	17.0	17	0
10/06	at Carolina	1	26	26.0	26	0
10/13	vs. New Orleans	0	0	0.0	0	0
10/20	at Cincinnati	3	83	27.7	47	0
10/27	vs. N.Y. Jets	4	103	25.8	70t	1
11/03	vs. Houston	2	32	16.0	20	0
	BYE WEEK					
11/17	at Indianapolis	6	58	9.7	24	0
11/24	at Tennessee	4	49	12.3	16	0
12/01	vs. Tampa Bay	4	57	14.3	20	0
12/08	vs. L.A. Chargers	1	7	7.0	7	0
12/15	at Oakland	4	49	12.3	21	2
12/22	at Atlanta	2	56	28.0	42t	1
12/29	vs. Indianapolis	3	38	12.7	17	0
2019 totals:		47	775	16.5	70t	5

NOTE THE QUOTE: ON WR CHRIS CONLEY

"Chris is a guy I have always loved and admired and we have always been good friends. Especially in my time in K.C., we just meshed real well. I'm grateful that he is here. I'm grateful that I get to play with him ... Chris is a guy that can play at the highest level. He is a guy that can get the ball a lot and make a lot of plays. He is a team guy. He loves his teammates. He can impact a room by the character and person he is and we're very fortunate to have a guy like him on this roster."

- Jaguars QB Nick Foles

9



LOGAN COOKE

PUNTER

6-5 | 230 LBS | 7-28-1995

MISSISSIPPI STATE

DARBUN, MISSISSIPPI

ACQ: SEVENTH ROUND OF 2018 DRAFT (247TH)

EXP: 2ND YEAR



TRANSACTIONS

Originally drafted by Jacksonville in the seventh round (147th overall) of the 2018 Draft

PRO (GAMES PLAYED - 32)

Second-year P who has appeared in 32 games and posted a 42.8 career net punting avg., which ranks first in franchise history, and a 45.8 gross punting avg., the second-highest in franchise history

2019 (w/ JAX - 16)

Finished the season with career-highs in gross punting avg. (46.8) and net punting avg. (44.5) ... His 44.5 net punting avg. led all NFL punters (min. 10 punts)

- **9/8 vs. K.C.:** Punted two times for 96 yards (48.0 gross avg.) including a long punt of 48 yards
- **9/15 at HOU:** Punted six times for 288 yards (48.0 gross avg.), tying a career-high with four punts inside the 20 and a long punt of 54 yards
- **9/19 vs. TEN:** Punted six times for 252 yards (42.0 gross avg.) with one punt inside the 20 and a long punt of 55 yards
- **9/29 at DEN:** Punted six times for 273 yards (45.5 gross avg.) with one punt inside the 20
- **10/6 at CAR:** Punted four times for 193 yards (48.3 gross avg.) with three landing inside the 20 and a long punt of 60 yards
- **10/13 vs. N.O.:** Punted five times for 244 yards (48.8 gross avg.) with two landing inside the 20 and a long punt of 61 yards
- **10/20 at CIN:** Punted six times for 253 yards (42.2 gross avg.) with two landing inside the 20
- **10/27 vs. NYJ:** Punted four times for 153 yards (38.3 gross avg.) with one landing inside the 20
- **11/3 vs. HOU:** Punted three times for 153 yards (51.0 gross avg.) with one landing inside the 20
- **11/17 at IND:** Punted six times for 280 yards (46.7 gross avg.) with three landing inside the 20
- **11/24 at TEN:** Punted six times for 288 yards (48.0 gross avg.) with two landing inside the 20 and a long punt of 61 yards
- **12/1 vs. T.B.:** Punted four times for 183 yards (45.8 gross avg.)
- **12/8 vs. LAC:** Punted five times for 231 yards (46.2 gross avg.), including one downed inside the 20 ... Completed one pass for 9 yards to WR Michael Walker on a successful fake punt in the third quarter
- **12/15 at OAK:** Punted five times for 248 yards (49.6 gross avg.), including two punts inside the 20 and a season-long punt of 66 yards
- **12/22 at ATL:** Punted five times for 254 yards (50.8 gross avg.), including one downed inside the 20 ... Completed one pass for 7 yards to S Cody Davis on a fake punt that resulted in a first down in the second quarter
- **12/29 vs. IND:** Punted two times for 118 yards (59.0 gross avg.), including one downed inside the 20

2018 (w/ JAX - 16)

Downed 37 punts inside the 20, which was a franchise record and the third-most in the NFL

- Punted 86 times, placing 43.0 percent of his punts inside the 20, the highest mark by a rookie in franchise history

COLLEGE (AT MISSISSIPPI STATE, 2014-17)

- Appeared in 45 career games serving as the primary punter his last three years and the primary kickoff specialist as a senior and freshman
- Averaged 41.7 yards per punt during his career, which ranked seventh in school history
- 35 of his 150 punts were more than 50 yards and 60 were pinned inside the 20

PERSONAL

- Son of Len and Tracey
- Engaged to **Mary Menger Jones** in July 2019
- Attended Columbia (Miss.) Academy
- All-State punter tallied 24 punts for an average of 44.2 yards in his senior season, while also seeing action at WR and DB
- Avid hunter and fisherman, who also owns an outdoorsman company that specializes in turkey calls
- Involved with the Catch-A-Dream Foundation, which takes children with life-threatening illnesses on hunting and fishing adventures of a lifetime

REGULAR SEASON STATISTICS

YEAR	TEAM	GP	PUNTS	YARDS	AVG.	FC	NET AVG.	IN 20	LG	BLK
2018	JAX	16	86	3,872	45.0	18	41.3	37	72	0
2019	JAX	16	75	3,507	46.8	26	44.5	25	66	0
NFL totals: 2 yrs.		32	161	7,379	45.8	44	42.8	63	72	0

Single Game Career Highs

Punts:
9 (12/30/18 at HOU)

Punting yards:
449 (12/30/18 at HOU)

Punting Gross avg.:
59.0 (12/29/19 vs. IND)

Punting net avg.:
50.2 (12/16/18 at WAS)

Punts inside the 20:
4 (four times, last: 9/15/19 at HOU)

Additional Statistics: Has completed 3 of 3 passes for 20 yards and three first downs in his career

2019 GAME-BY-GAME STATISTICS

DATE	OPP	PUNTS	YARDS	GROSS		NET		IN 20	LG	BLK
				AVG.	FC	AVG.	FC			
09/08	vs. Kansas City	2	96	48.0	1	48.0	0	48	0	0
09/15	at Houston	6	288	48.0	1	47.2	4	54	0	0
09/19	vs. Tennessee	6	252	42.0	2	42.0	1	55	0	0
09/29	at Denver	6	273	45.5	3	43.8	1	59	0	0
10/06	at Carolina	4	193	48.3	2	45.2	3	60	0	0
10/13	vs. New Orleans	5	244	48.8	2	46.4	2	61	0	0
10/20	at Cincinnati	6	253	42.2	3	38.0	2	53	0	0
10/27	vs. N.Y. Jets	4	153	38.3	2	38.3	1	41	0	0
11/03	vs. Houston	3	153	51.0	2	44.3	1	57	0	0
BYE WEEK										
11/17	at Indianapolis	6	280	46.7	2	45.2	3	50	0	0
11/24	at Tennessee	6	288	48.0	3	44.3	2	61	0	0
12/01	vs. Tampa Bay	4	183	45.8	0	41.3	0	54	0	0
12/08	vs. L.A. Chargers	5	231	46.2	1	43.8	1	52	0	0
12/15	at Oakland	5	248	49.6	2	49.2	2	66	0	0
12/22	at Atlanta	5	254	50.8	0	46.8	1	58	0	0
12/29	vs. Indianapolis	2	118	59.0	0	49.0	1	59	0	0
2019 totals:		75	3,507	46.8	26	44.5	25	66	0	0



79



CARL DAVIS

DEFENSIVE TACKLE
6-5 | 320 LBS | 3-2-1992
IOWA
DETROIT, MICHIGAN
ACQ: FREE AGENT 2019
EXP: FIFTH YEAR



TRANSACTIONS

Originally drafted by Baltimore in the third round (90th overall) of the 2015 NFL Draft ... Waived by Baltimore on 9/1/18 ... Claimed by Cleveland via waivers on 9/2/18 ... Signed by Indianapolis on 10/14/19 ... Waived by Indianapolis on 11/4/19 ... Signed by Jacksonville on 11/25/19

PRO (GAMES PLAYED/STARTED - 36/12)

Fifth-year DT who has appeared in 36 career games with 12 starts and has totaled 32 tackles (17 solo), three passes defended and 0.5 sacks

2019 (w/ CLE - 0/0, w/ IND - 1/0, w/ JAX - 2/0)

Appeared in three games on the season and made one tackle ... Spent Weeks 1-6 with Cleveland before being released and signing with Indianapolis on Oct. 14 ... Saw action in one game with Indianapolis before being released on Nov. 4 and signing with Jacksonville prior to Week 13

- **10/20 vs. HOU:** Made his Colts debut
- **12/1 vs. T.B.:** Made his Jaguars debut and saw action on defense
- **12/8 vs. LAC:** Inactive
- **12/15 at OAK:** Inactive
- **12/22 at ATL:** Inactive
- **12/29 vs. IND:** Saw action at DT and made one tackle

2018 (w/ CLE - 5/0)

Played in five games, assisting on one tackle

- **9/16 at N.O.:** Notched one assisted tackle in his Browns debut

2017 (w/ BAL - 15/9)

Appeared in 15 games, starting nine, amassing 19 tackles (12 solo), a half-sack and one pass defended

- **10/1 vs. PIT:** Started at DT, tying a career best with three solo tackles
- **11/5 at TEN:** Secured his first career half-sack

2016 (w/ BAL - 0/0)

Spent the entire season on injured reserve (ankle)

2015 (w/ BAL - 13/3)

Appeared in 13 games, starting three, during his rookie campaign ... Compiled 11 tackles (four solo) and two passes defended

- **9/13 at DEN:** Made his NFL debut, notching two solo tackles and one pass defended
- **9/27 at CIN:** Made his first career start, securing one tackle and one pass defended

COLLEGE (AT IOWA, 2010-14)

- Appeared in 43 games, starting 26, over a four-year career at Iowa where he was a two-time second-team All-Big Ten selection
- Finished his career with 94 tackles (31 solo), 3.5 sacks, two fumbles recovered, one pass defended and one blocked FG
- Posted a career-high 36 tackles, 2.0 sacks, nine TFL, one fumble recovery and one blocked FG as a senior in 2014

PERSONAL

- Attended Stevenson (Sterling Heights, Mich.) High School
- Earned first-team All-Conference and first-team All-State (Detroit Free Press, Detroit News, Macomb Daily) as a senior in 2009, compiling 58 tackles, 6.0 sacks, one INT and two blocked FGs
- Also was a varsity letter winner in basketball and track & field
- Launched the Trenchwork Foundation in 2017 with the goal to rejuvenate neglected sections of Baltimore and Detroit

REGULAR SEASON STATISTICS

YEAR	TEAM	GP/GS	TKL	SOLO	ASST	SACKS	FF	FR	PD	TFL
2015	BAL	13/3	11	4	7	0.0	0	0	2	0
2016	BAL	0/0	0	0	0	0.0	0	0	0	0
2017	BAL	15/9	19	12	7	0.5	0	0	1	2
2018	CLE	5/0	1	0	1	0.0	1	0	0	0
2019	IND/JAX	3/0	1	1	0	0.0	0	0	0	0
NFL totals: 5 yrs.		36/12	32	17	15	0.5	0	0	3	2

Single Game Career Highs

Tackles: 3 (four times; last: 12/3/17 vs. DET) **Sacks:** 0.5 (11/5/17 at TEN)

Tackles for loss: 1 (two times; last: 11/27/17 vs. HOU) **Passes defended:** 1 (three times; last: 12/17/17 at CLE)

2019 GAME-BY-GAME STATISTICS

DATE	OPP	TKL	SOLO	ASST	SACKS	FF	FR	PD	TFL
W/ CLE									
09/08	vs. Tennessee				DNP				
09/15	at N.Y. Jets				DNP				
09/22	vs. L.A. Rams				DNP				
09/26	at Baltimore				DNP				
10/06	at San Francisco				DNP				
10/13	vs. Seattle				DNP				
W/ IND									
10/20	vs. Houston	0	0	0	0.0	0	0	0	0
10/27	vs. Denver				DNP				
11/03	vs. at Pittsburgh				DNP				
11/10	BYE WEEK				Not on team				
11/17	at Indianapolis				Not on team				
11/24	at Tennessee				Not on team				
W/ JAX									
12/01	vs. Tampa Bay	0	0	0	0.0	0	0	0	0
12/08	vs. Los Angeles				Inactive				
12/15	at Oakland				Inactive				
12/22	at Atlanta				Inactive				
12/29	vs. Indianapolis	1	1	0	0.0	0	0	0	0
2019 totals:		1	1	0	0.0	0	0	0	0

22



CODY DAVIS

SAFETY
6-2 | 203 LBS | 6-6-1989
TEXAS TECH
STEPHENVILLE, TEXAS
ACQ: UNRESTRICTED FREE AGENT 2018
EXP: 7TH YEAR



TRANSACTIONS

Originally signed by St. Louis as an undrafted rookie on 4/29/13 ... Waived on 8/31/13 ... Signed to the practice squad by St. Louis on 9/2/13 ... Promoted to the 53-man roster on 9/27/13 ... Re-signed with Los Angeles on 3/9/16 ... Signed as an unrestricted free agent by Jacksonville on 3/15/18

PRO (GAMES PLAYED/STARTED - 97/5, 1/0)

• Career totals include 46 special teams tackles, 36 defensive tackles (22 solo), eight passes defended, two INTs and one fumble recovery
• Named the Jaguars special teams captain in 2019

2019 (w/ JAX - 16/0)

Saw action in all 16 games and finished second on the team with six special teams tackles ... Additionally compiled five defensive tackles (three solo), one pass defended and one blocked PAT

- **9/8 vs. K.C.:** Saw action on special teams
- **9/15 at HOU:** Saw action on special teams
- **9/19 vs. TEN:** Saw action on defense and special teams
- **9/29 at DEN:** Saw action on special teams, recording one special teams tackle
- **10/6 at CAR:** Assisted on one special teams tackle
- **10/13 vs. N.O.:** Saw action on defense and special teams, collecting two tackles (one solo) on defense
- **10/20 at CIN:** Saw action on defense and special teams and posted one solo tackle
- **10/27 vs. NYJ:** Saw action on defense and special teams and assisted on one defensive tackle
- **11/3 vs. HOU:** Saw action on defense and special teams and blocked a PAT attempt, the Jaguars' first blocked PAT since **Telvin Smith Sr.** did so on 12/31/17 at TEN
- **11/17 at IND:** Saw action on defense and special teams, making one special teams tackle
- **11/24 at TEN:** Saw action on defense and special teams, making one special teams tackle
- **12/1 vs. T.B.:** Saw action on defense and special teams and posted one special teams tackle
- **12/8 vs. LAC:** Saw action on special teams
- **12/15 at OAK:** Saw action on defense and special teams and posted one special teams tackle
- **12/22 at ATL:** Saw action on defense, collecting two tackles (one solo) ... Hauled in his first career reception for 7 yards from P **Logan Cooke** on a successful fake punt
- **12/29 vs. IND:** Saw action at S and special teams and recorded one pass defended

2018 (w/ JAX - 16/0)

Appeared in all 16 games and led the team with 10 special teams tackles

2017 (w/ LAR - 7/3)

Appeared in seven games with two starts and recorded 19 tackles (12 solo), four passes defended and one INT

- **10/8 vs. SEA:** Recorded five tackles (four solo), one INT and three passes defended

2016 (w/ LAR - 15/3)

Saw action in 15 games with three starts

2015 (w/ STL - 16/0)

Saw action in all 16 games and recorded 10 special teams tackles

2014 (w/ STL - 15/0)

Saw action in 15 games and totaled two solo tackles and seven special teams tackles

2013 (w/ STL - 12/0)

Saw action in 12 games and recorded five special teams tackles

COLLEGE (AT TEXAS TECH, 2009-12)

• Finished his collegiate career ranked eighth in school history with 362 tackles
• Named a Capital One Academic All-America first-team selection and an All-Big 12 second-team member after he led the Raiders with 101 tackles during his senior year

PERSONAL

• Attended Stephenville (Texas) High School, where he started in the defensive backfield for three years

REGULAR SEASON STATISTICS

YEAR	TEAM	GP/GS	TKL	SOLO	ASST	SACKS	FF	FR	PD	INT
2013	STL	12/0	0	0	0	0.0	0	0	0	0
2014	STL	15/0	2	2	0	0.0	0	1	0	0
2015	STL	16/0	0	0	0	0.0	0	0	0	0
2016	LAR	15/3	10	6	4	0.0	0	0	3	1
2017	LAR	7/2	19	12	7	0.0	0	0	4	1
2018	JAX	16/0	0	0	0	0.0	0	0	0	0
2019	JAX	16/0	5	2	3	0.0	0	0	1	0
Career totals: 7 yrs. 97/5			36	22	14	0.0	0	1	8	2

Additional statistics: 46 career special team tackles; five special teams tackles in 2013; seven in 2014; 10 in 2015; four in 2016; three in 2017; 10 in 2018, seven in 2019

Single Game Career Highs

Tackles:
5 (10/8/17 vs. SEA)

Passes Defended:
3 (10/8/17 vs. SEA)

Blocked PAT:
1 (11/3/19 vs. HOU)

POSTSEASON STATISTICS

YEAR	TEAM	GP/GS	TKL	SOLO	ASST	SACKS	FF	FR	PD	INT
2017	STL	1/0	0	0	0	0.0	0	0	0	0
Postseason totals: 1/0			0	0	0	0.0	0	0	0	0

2019 GAME-BY-GAME STATISTICS

DATE	OPP	TKL	SOLO	ASST	SACKS	FF	FR	PD	INT	
09/08	vs. Kansas City	0	0	0	0.0	0	0	0	0	
09/15	at Houston	0	0	0	0.0	0	0	0	0	
09/19	vs. Tennessee	0	0	0	0.0	0	0	0	0	
09/29	at Denver	0	0	0	0.0	0	0	0	0	
10/06	at Carolina	0	0	0	0.0	0	0	0	0	
10/13	vs. New Orleans	2	1	1	0.0	0	0	0	0	
10/20	at Cincinnati	0	0	0	0.0	0	0	0	0	
10/27	vs. N.Y. Jets	1	0	1	0.0	0	0	0	0	
11/03	vs. Houston	0	0	0	0.0	0	0	0	0	
BYE WEEK										
11/17	at Indianapolis	0	0	0	0.0	0	0	0	0	
11/24	at Tennessee	0	0	0	0.0	0	0	0	0	
12/01	vs. Tampa Bay	0	0	0	0.0	0	0	0	0	
12/08	vs. L.A. Chargers	0	0	0	0.0	0	0	0	0	
12/15	at Oakland	0	0	0	0.0	0	0	0	0	
12/22	at Atlanta	2	1	1	0.0	0	0	0	0	
12/29	vs. Indianapolis	0	0	0	0.0	0	0	1	0	
2019 totals:		5	2	3	0.0	0	0	1	0	

Additional Statistics: Five special teams tackles, one blocked PAT, one reception for 7 yards





SETH DEVALVE

TIGHT END
6-3 | 245 LBS | 1-29-1993
PRINCETON
MANCHESTER, CONNECTICUT
ACQ: WAIVERS (CLEVELAND) 2019
EXP: 4TH YEAR



TRANSACTIONS

Originally drafted by Cleveland in the fourth round (138th overall) of the 2016 NFL Draft ... Released by Cleveland on 8/31/19 ... Claimed off waivers by Jacksonville on 9/1/19

PRO (GAMES PLAYED/STARTED - 53/16)

- Fourth-year TE who has played in 53 games with 16 starts
- Career totals include 60 receptions for 736 yards and four receiving TDs

2019 (w/ JAX - 12/6)

Appeared in 12 games with six starts and hauled in 12 receptions for 140 yards (11.7 rec. avg.)

- **9/8 vs. K.C.:** Saw action on offense and special teams
- **9/15 at HOU:** Saw action on offense and special teams
- **9/19 vs. TEN:** Started at TE and saw action on special teams
- **9/29 at DEN:** Started at TE
- **10/6 at CAR:** Saw action at TE
- **10/13 vs. N.O.:** Hauled in his first reception of the season for 16 yards
- **10/20 at CIN:** Started at TE
- **10/27 vs. NYJ:** Started at TE, hauling in one reception for 11 yards
- **11/3 vs. HOU:** Started at HB, catching four passes for 41 yards (10.3 rec. avg.)
- **11/17 at IND:** Inactive due to an oblique injury
- **11/24 at TEN:** Inactive due to an oblique injury
- **12/1 vs. T.B.:** Inactive due to an oblique injury
- **12/8 vs. LAC:** Inactive due to an oblique injury
- **12/15 at OAK:** Saw action at TE, hauling in two receptions for 23 yards (11.5 rec. avg.)
- **12/22 at ATL:** Started at TE, recording three catches for a season-high 45 yards (15.0 rec. avg.)
- **12/29 vs. IND:** Saw action at TE, bringing in one reception for 4 yards

2018 (w/ CLE - 13/4)

Played in 13 games with four starts, logging five catches for 74 yards and one TD

- **10/28 at PIT:** Caught two passes for 28 yards, including a 24-yard touchdown

2017 (w/ CLE - 16/4)

Appeared in all 16 games on the season for Cleveland, making four starts and setting career-highs in receiving yards (395) and receptions (33)

2016 (w/ CLE - 12/2)

Saw action in 12 games with two starts during his rookie campaign, posting 10 catches for 127 yards and two TDs

- **10/30 vs. NYJ:** Started first NFL game at TE, recording his first career catch
- **11/10 at BAL:** Recorded first career touchdown after hauling in a 25-yard pass from QB Cody Kessler

COLLEGE (AT PRINCETON, 2011-15)

- Played 30 career games at Princeton where he totaled 122 receptions for 1,336 yards and seven TDs
- Ended his career ranked 10th in school history in career receptions
- Earned Princeton's Rogerson Award for Spirit and Inspiration in 2015 after playing in six games and finishing with 33 catches for 337 yards and one TD
- Redshirted in 2014 after being limited to two games due to injury
- Set career-highs as a junior in 2013 with 49 receptions for 527 yards and four TDs
- Appeared in all 10 games as a sophomore in 2012, catching 20 passes for 219 yards and one TD

PERSONAL

- Attended Manchester (Conn.) High School
- All-state and two-time all-conference honoree as a QB, earning all-state recognition as a senior
- Threw for 4,650 career yards and 37 TDs while adding 2,000 rushing yards and 24 TDs on offense and nine INTs on defense
- Highest drafted Princeton football player in the modern-draft era
- Last name is pronounced duh-VALVE
- Enjoys playing music in his spare time, including the guitar, bass and drums
- Married to his wife, Erica

REGULAR SEASON CAREER STATISTICS

YEAR	TEAM	GP/GS	REC	YDS	AVG	LG	TD
2016	CLE	12/2	10	127	12.7	25t	2
2017	CLE	16/4	33	395	12.0	49	1
2018	CLE	13/4	5	74	14.8	26	1
2019	JAX	12/6	12	140	11.7	20	0
NFL totals: 4 yrs.		53/16	60	736	12.3	49	4

Single Game Career Highs:

Receptions:

4 (three times; last: 11/3/19 vs. HOU)

Receiving yards:

70 (11/12/17 at DET)

Longest reception:

49 (9/17/17 at BAL)

Receiving touchdowns:

1 (four times; last: 10/28/18 at PIT)

2019 GAME-BY-GAME STATISTICS

DATE	OPP	REC	YDS	AVG.	LG	TD
09/08	vs. Kansas City	0	0	-	-	0
09/15	at Houston	0	0	-	-	0
09/19	vs. Tennessee	0	0	-	-	0
09/29	at Denver	0	0	-	-	0
10/06	at Carolina	0	0	-	-	0
10/13	vs. New Orleans	1	16	16.0	16	0
10/20	at Cincinnati	0	0	-	-	0
10/27	vs. N.Y. Jets	1	11	11.0	11	0
11/03	vs. Houston	4	41	10.3	18	0
BYE WEEK						
11/17	at Indianapolis	Inactive (oblique)				
11/24	at Tennessee	Inactive (oblique)				
12/01	vs. Tampa Bay	Inactive (oblique)				
12/08	vs. L.A. Chargers	Inactive (oblique)				
12/15	at Oakland	2	23	11.5	12	0
12/22	at Atlanta	3	45	15.0	20	0
12/29	vs. Indianapolis	1	4	4.0	4	0
2019 totals:		12	140	11.7	20	0



1



JOSHUA DOBBS

QUARTERBACK
6-3 | 216 LBS | 1-26-1995
TENNESSEE
ALPHARETTA, GEORGIA
ACQ: TRADE (PITTSBURGH) 2019
EXP: 3RD YEAR



TRANSACTIONS

Originally drafted by Pittsburgh in the fourth round (135th overall) of the 2017 NFL Draft ... Traded by Pittsburgh to Jacksonville on 9/9/19

PRO (GAMES PLAYED/STARTED - 5/0)

- Third-year QB who was traded to Jacksonville from Pittsburgh following Week 1 of the 2019 NFL season
- Has appeared in five career games, completing 6 of 12 passes (50.0 pct.) for 43 yards and one INT

2019 (w/ JAX - 0/0)

Spent the preseason with Pittsburgh before being traded to Jacksonville following Week 1

- **9/8 at N.E.:** Was inactive for PIT's Week 1 game
- **9/15 at HOU:** Active, but did not play
- **9/19 vs. TEN:** Active, but did not play
- **9/29 at DEN:** Active, but did not play
- **10/6 at CAR:** Active, but did not play
- **10/13 vs. N.O.:** Active, but did not play
- **10/20 at CIN:** Active, but did not play
- **10/27 vs. NYJ:** Active, but did not play
- **11/3 vs. HOU:** Active, but did not play
- **11/17 at IND:** Inactive
- **11/24 at TEN:** Inactive
- **12/1 vs. T.B.:** Inactive
- **12/8 vs. LAC:** Inactive
- **12/15 at OAK:** Inactive
- **12/22 at ATL:** Inactive
- **12/29 vs. IND:** Inactive

2018 (w/ PIT - 5/0)

- Saw action in five games during the regular season
- Completed 6 of 12 passes for 43 yards and one INT while also adding 11 rushing yards on four attempts
- **11/4 at BAL:** Entered the game for one play and completed a 22-yard pass for a first down, marking the first pass attempt of his NFL career
- **12/9 at OAK:** Entered the game to start the second half and completed 4 of 9 passes for 24 yards with an INT

2017 (w/ PIT - 0/0)

- Spent the year backing up QB **Ben Roethlisberger**
- Active for one game but did not play during the regular season

COLLEGE (AT TENNESSEE, 2013-16)

- Started 35 of 37 games played at Tennessee, finishing his career with a 23-12 record (3-0 in bowl games) as a starting QB
- Set school records for career rushing yards by a QB (2,160), career rushing TDs by a QB (32), single season rushing yards by a QB (831 in 2016) and single season rushing TDs by a QB (12 in 2016)
- Ranked fifth in Tennessee history in career passing yards (7,138) and his 9,360 yards of total offense (7,138 passing, 2,160 rushing and 62 receiving) ranked third in school annals
- One of three QBs in SEC history to record 15 passing TDs and 10 rushing scores in multiple seasons
- Named second-team All-SEC and earned SEC Offensive Player of the Year honors by Athlon Sports in 2016
- Named TaxSlayer Bowl MVP in 2015

PERSONAL

- Attended Alpharetta (Ga.) High School where he earned first team All-County, first team All-Region, second team All-Area, first team All-Conference, Alpharetta High School Offensive MVP, and AHS Scholar Athlete honors in his senior and junior seasons
- Also participated in baseball, earning first team All-Region honors
- The son of Stephanie and **Robert Dobbs**

REGULAR SEASON PASSING STATISTICS

YEAR	TEAM	P/S	COMP	ATT	PCT	YDS	AVG	TD	INT	SK	RTG
2017	PIT	0/0	0	0	0.0	0	0.0	0	0	0	0.0
2018	PIT	5/0	6	12	50.0	43	3.6	0	1	5	24.0
2019	PIT/JAX	0/0	0	0	0.0	0	0.0	0	0	0	0.0
NFL totals: 3 yrs.		5/0	6	12	50.0	43	3.6	0	1	5	24.0

Single Game Career Highs

Passing completions:
4 (12/9/18 at OAK)

Passing attempts:
9 (12/9/18 at OAK)

Passing yards:
24 (12/9/18 at OAK)

Passer rating:
118.8 (11/4/18 at BAL)

REGULAR SEASON RUSHING STATISTICS

YEAR	TEAM	ATT	YDS	AVG	TD
2017	PIT	0	0	0.0	0
2018	PIT	4	11	2.8	0
2019	PIT/JAX	0	0	0.0	0
NFL totals: 3 yrs.		4	1,775	2.8	0

Single Game Career Highs

Rushing attempts:
2 (12/9/18 at OAK)

Rushing yards:
15 (12/9/18 at OAK)

Rushing long: 10 (12/9/18 at OAK)

2019 GAME-BY-GAME PASSING STATISTICS

DATE	OPP	P/S	COMP	ATT	PCT	YDS	AVG	TD	INT	SK	RTG
9/08	vs. KC					Not on team (PIT)					
9/15	at HOU					DNP					
9/19	vs. TEN					DNP					
9/29	at DEN					DNP					
10/06	at CAR					DNP					
10/13	vs. N.O.					DNP					
10/20	at CIN					DNP					
10/27	vs. NYJ					DNP					
11/03	vs. HOU					DNP					
	BYE WEEK										
11/17	at IND					Inactive					
11/24	at TEN					Inactive					
12/01	vs. T.B.					Inactive					
12/08	vs. LAC					Inactive					
12/15	at OAK					Inactive					
12/22	at ATL					Inactive					
12/29	vs. IND					Inactive					
2019 totals:		0/0	0	0	0.0	0	0.0	0	0	0	0.0



7



NICK FOLES

QUARTERBACK
6-6 | 243 LBS | 1-20-1989
ARIZONA
AUSTIN, TEXAS
ACQ: UNRESTRICTED FREE AGENT 2019
EXP: 8TH YEAR



TRANSACTIONS

Originally drafted by Philadelphia in the third round (88th overall) of the 2012 draft ... Traded to St. Louis in exchange for QB **Sam Bradford** and a 2015 fifth-round draft choice on 3/10/15 ... Released on 7/27/16 ... Signed by Kansas City on 8/4/16 ... Signed by Philadelphia 3/13/17 ... Signed by Jacksonville on 3/13/19

PRO (GAMES PLAYED/STARTED - 58/48, 6/6)

- Eighth-year QB was named Super Bowl LII MVP after leading Philadelphia to its first Super Bowl championship in franchise history in 2017
- En route to capturing the Lombardi Trophy in 2017, Foles recorded a 100-plus passer rating in all three playoff games, posting 971 yards, six TDs and an NFL single-postseason record 72.6 completion percentage, and the third-highest passer rating in a single postseason in league history (115.7)
- Owns the highest passer rating in Eagles franchise history (93.2) and the sixth-highest in NFL postseason history (98.8)
- Awarded the ESPY for "Best Championship Performance" in 2018 following his postseason and Super Bowl success
- Earned NFC Offensive Player of the Month honors in November 2013 and won NFC Offensive Player of the Week three times (Week 6, 2013; Week 9, 2013; Week 16, 2018)

2019 (w/ JAX - 4/4)

Started in four games on the season, completing 77 of 117 passes (65.8 comp. pct.) for 736 yards, three TDs, two INTs and a passer rating of 84.6 ... Spent Weeks 2-9 on the reserve/injured list before being activated to the team's 53-man roster on Nov. 5, 2019

- **9/8 vs. K.C.:** Made his first start for the Jaguars at QB, throwing for 75 yards on 5 of 8 passing and one TD for a QB rating of 132.8 before leaving the game due to injury (shoulder)
- **11/17 at IND:** Completed 33 of 47 passes (70.2 comp. pct.) for 296 yards, two TDs and one INT for a passer rating of 92.2
- **11/24 at TEN:** Completed 32 of 48 passes (66.7 comp. pct.) for 272 yards
- **12/1 vs. T.B.:** Completed 7 of 14 passes (50.0 comp. pct.) for 93 yards and one INT
- **12/8 vs. LAC:** Did not play
- **12/15 at OAK:** Did not play
- **12/22 at ATL:** Did not play
- **12/29 vs. IND:** Did not play

2018 (w/ PHI - 5/5, 2/2)

Started the final five games of the regular season, posting a 4-1 record and leading the Eagles to a playoff berth ... Completed 141 of 195 passes for 1,413 yards and seven TDs

- **12/23 vs. HOU:** Threw for 471 yards on 35 of 49 passing and recorded a season-high 120.4 passer rating
- **12/30 vs. WAS:** Tied an NFL record shared by QBs **Phillip Rivers** and **Ryan Tannehill** for the most consecutive completions (25) ... Foles and Rivers are the only QBs to do so in a single game
- **1/6 at CHI:** Threw for 266 yards and two TDs in the Divisional round road win

2017 (w/ PHI - 7/3, 3/3)

Started the final three games of the regular season, posting a 2-1 record, including a division-clinching road win at the New York Giants

- Recorded a 100-plus passer rating in all three playoff games, posting 971 yards, six TDs and the highest completion percentage in NFL single-postseason history (72.6), and the third-highest passer rating in league history (115.7)
- Became the third player in NFL history to record a postseason passing TD, rushing TD and receiving TD, joining QB **Kordell Stewart** and RB **Freeman McNeil**

- **12/17 at NYG:** Completed 24 of 38 passes for 237 yards and four TDs and zero INTs en route to a 115.8 passer rating
- **1/21 vs. MIN:** Clinched the NFC Championship title with a 352-yard performance, tallying three TDs and zero INTs
- **2/4 vs. N.E.:** Threw for 373 yards and three TDs, earning Super Bowl LII MVP honors ... His 373 yards were the third-most among Super Bowl-winning QBs in league history ... Became the first QB to catch a TD in the Super Bowl when he caught a 1-yard pass from **Trey Burton** on fourth down, known as the "Philly Special," which garnered an ESPY for "Best Play"

2016 (w/ K.C. - 3/1)

Played in three games, starting one, throwing for 410 yards and three TDs

2015 (w/ STL - 11/11)

Started in all 11 games that he played, throwing for 2,052 yards and seven TDs

2014 (w/ PHI - 8/8)

Posted a 6-2 record before suffering a broken collarbone and was placed on IR

- **9/21 vs. WAS:** Threw for 325 yards and three TDs en route to a 114.4 passer rating

2013 (w/ PHI - 13/10)

Started the final 10 games of the season, posting an 8-2 record en route to his first Pro Bowl appearance

- Totaled 2,891 passing yards and recorded a 27-2 TD-INT ratio
- Posted passer ratings of 100-plus in eight of his 10 starts
- Set a team record with 233 consecutive passes without an INT
 - **11/3 at OAK:** Threw for 406 yards on 22 of 28 passing for a career-high seven TDs and zero INTs for a 158.2 passer rating ... One of eight QBs in NFL history to throw seven TDs in a single game
 - **12/22 vs. CHI:** Set a career-high 84 percent completion percentage on 21 of 25 passing for 230 yards in a 54-11 victory

2012 (w/ PHI - 7/6)

Started the final six games of the season, throwing for 1,699 yards and six TDs

- **12/9 at T.B.:** Tallied a season-high 381 yards, including the game-winning, 1-yard pass as time expired

COLLEGE (AT ARIZONA, 2009-11)

- Began his collegiate career at Michigan State, where he appeared in one game before transferring to Arizona following the 2007 season
- Redshirted during his freshman season in 2008
- Played in all 13 games during his redshirt sophomore season, starting the final 10 games and posted 2,486 passing yards and 19 TDs
- As a redshirt junior, led the Wildcats to a 7-1 start and led U of A to a game-winning drive against No. 9 Iowa ... Finished the season with 3,191 yards and 20 TDs
- During his final season in Tuscon, completed 387 of 560 passes of 4,334 yards and 28 TDs, ranking first in the Pac-12 and fifth among all NCAA Division I FBS QBs with an average of 352.58 yards per game
- Finished his career at Arizona as the school's all-time leader in attempts (1,369), completions (933), passing yards (10,011) and TDs (67)
- Graduated with a degree in communications

PERSONAL

- He and his wife, Tori, have one daughter, Lily, and one golden doodle, Henry
- Tori played volleyball at Arizona, where the couple met
- Son of Melissa and Larry, who both are in the restaurant business
- Has two sisters, Lacey and Katie
- Authored, *Believe It*, which recounts his "journey of success, failure and overcoming the odds" and debuted at No. 5 on the New York Times' best-seller list for hardcover nonfictions and additionally appeared on the Publishers Weekly and USA Today best-seller lists ... Donated 100 percent of the book's profits to charity
- Attended Westlake (Texas) High School, where he set school records for passing yards (5,658) and TDs (56), breaking marks previously held by QB **Drew Brees** ... Was teammates with current Baltimore K **Justin Tucker** ... Also a three-year starter and two-time MVP of the school's basketball team, and was recruited by numerous Division I basketball programs

#7 NICK FOLES



REGULAR SEASON PASSING STATISTICS

YEAR	TEAM	P/S	COMP	ATT	PCT	YDS	AVG	TD	INT	SK	RTG
2012	PHI	7/6	161	265	60.8	1,699	6.4	6	5	20	79.1
2013	PHI	13/10	203	317	64.0	2,891	9.1	27	2	28	119.2
2014	PHI	8/8	186	311	59.8	2,163	7.0	13	10	9	81.4
2015	STL	11/11	190	337	56.4	2,052	6.1	7	10	14	69.0
2016	K.C.	3/1	36	55	65.5	410	7.5	3	0	4	105.9
2017	PHI	7/3	57	101	56.4	537	5.3	5	2	5	79.5
2018	PHI	5/5	141	195	72.3	1,413	7.2	7	4	9	96.0
2019	JAX	4/4	77	117	65.8	736	6.3	3	2	8	84.6
NFL totals: 8 yrs.		58/48	1,051	1,698	61.9	11,901	7.0	71	35	97	88.2

Single Game Career Highs

Passing completions: 36 (10/26/14 at ARI)	Passing attempts: 62 (10/26/14 at ARI)
Passing percentage: 84.8 (12/30/18 at WAS)	Passing yards: 471 (12/23/18 vs. HOU)
Passing touchdowns: 7 (11/3/13 at OAK)	Passer rating: 158.3 (11/3/13)

REGULAR SEASON RUSHING STATISTICS

YEAR	TEAM	W-L*	ATT	YDS	AVG	TD
2012	PHI	1-5	11	42	3.8	1
2013	PHI	8-2	57	221	3.9	3
2014	PHI	6-2	16	68	4.3	0
2015	STL	4-7	17	20	1.2	1
2016	K.C.	1-0	4	-4	-1.0	0
2017	PHI	2-1	11	3	0.3	0
2018	PHI	4-1	9	17	1.9	0
2019	JAX	0-4	4	23	5.8	0
NFL totals: 8 yrs.		26-22	129	390	3.0	5

* games started

Single Game Career Highs


Rushing attempts: 9 (twice; last: 12/1/13 vs. ARI)	Rushing yards: 47 (11/17/13 vs. WAS)
Rushing touchdowns: 1 (five times; last: 9/13/15 vs. SEA)	


POSTSEASON PASSING STATISTICS

YEAR	TEAM	P/S	COMP	ATT	PCT	YDS	AVG	TD	INT	SK	RTG
2013	PHI	1/1	23	33	69.7	195	5.9	2	0	2	105.0
2017	PHI	3/3	77	106	72.6	971	9.2	6	1	2	115.7
2018	PHI	2/2	18	31	58.1	467	6.7	3	4	1	70.6
NFL totals: 8 yrs.		6/6	143	210	68.1	1,633	7.8	11	5	5	98.8

2019 GAME-BY-GAME PASSING STATISTICS

DATE	OPP	P/S	COMP	ATT	PCT	YDS	AVG	TD	INT	SK	RTG
9/08	vs. K.C.	1/1	5	8	62.5	75	9.4	1	0	0	132.8
9/15	at HOU										Reserve/Injured
9/19	vs. TEN										Reserve/Injured
9/29	at DEN										Reserve/Injured
10/06	at CAR										Reserve/Injured
10/13	vs. N.O.										Reserve/Injured
10/20	at CIN										Reserve/Injured
10/27	vs. NYJ										Reserve/Injured
11/03	vs. HOU										Reserve/Injured
BYE WEEK											
11/17	at IND	1/1	33	47	70.2	296	6.3	2	1	2	92.2
11/24	at TEN	1/1	32	48	68.0	272	5.7	0	0	3	81.2
12/01	vs. T.B.	1/1	7	14	50.0	93	6.6	0	1	3	41.7
12/08	vs. LAC										DNP
12/15	at OAK										DNP
12/22	at ATL										DNP
12/29	vs. IND										DNP
2019 totals:		4/4	77	117	65.8	736	6.3	3	2	8	84.6





LEONARD FOURNETTE

RUNNING BACK
6-0 | 228 LBS | 1-18-1995
LOUISIANA STATE
NEW ORLEANS, LOUISIANA
ACQ: FIRST ROUND OF 2017 DRAFT (4TH)
EXP: 3RD YEAR



TRANSACTIONS

Drafted by Jacksonville in the first round (fourth overall) in the 2017 draft

PRO (GAMES PLAYED/STARTED - 36/36, 3/3)

- Career totals include 666 carries for 2,631 yards (4.0 rush avg.), 17 TDs and 134 receptions for 1,009 yards (7.5 rec. avg.) and two TDs
- Has posted eight career games with 100-plus rushing yards
- Has posted 17 career games with at least 100 scrimmage yards, the most through 36 career games in franchise history
- Joins former RB **Fred Taylor** as the only players in Jaguars history to register multiple 1,000-yard rushing seasons through their first three years in the NFL
- One of seven NFL RBs to post at least 1,000 rushing yards and 75 receptions in a single season over the last eight years, joining **Christian McCaffrey** (2018-19), **Saquon Barkley** (2018), **Ezekiel Elliott** (2018), **Le'Veon Bell** (2014, 2016-17), **David Johnson** (2016) and **Matt Forte** (2014)

2019 (w/ JAX - 15/15)

Appeared and started in 15 games, finishing the year ranked fourth in the AFC and seventh in the NFL with 1,152 rushing yards on 265 carries (4.4 rushing avg.) ... His 76 receptions ranked fifth among all RBs in the NFL and are the most recorded in a single season by an RB in team history ... His 1,674 yards from scrimmage ranked sixth in the NFL and third in the AFC, and are the fifth most recorded in a season in franchise history

- **9/8 vs. K.C.:** Started at RB, carrying the ball 13 times for a team-leading 66 yards (5.1 avg.) with a long of 14 while recording four receptions for 28 yards
- **9/15 at HOU:** Started at RB, rushing for 47 yards on 15 attempts (3.1 avg.) and hauling in four passes for 40 yards (10.0 avg.)
- **9/19 vs. TEN:** Started at RB, carrying the ball 15 times for 66 yards (4.4 avg.) with a long rush of 69 yards, the third-longest this season, while recording a team-high six receptions for 26 yards (4.3 avg.)
- **9/29 at DEN:** Started at RB, finishing the game with a career-high 225 rushing yards on 29 attempts (7.8 avg.), while also grabbing two receptions for 20 yards ... His 225 rushing yards were the second-most in franchise history (**Fred Taylor**, 234 on Nov. 19, 2000 at PIT) ... His 245 scrimmage yards were the third-most in a single game in franchise history ... Through Week 4, he was the only player to rush for at least 200 yards in a game this season
- **10/6 at CAR:** Rushed 23 times for 108 yards (4.7 avg.) and one TD, also caught four passes for 29 yards ... Posted consecutive games with 100-plus rushing yards for the first time since his rookie season in 2017
- **10/13 vs. N.O.:** Started at RB and rushed for 72 yards on 20 attempts (3.6 avg.) and caught a team-high six passes for 46 yards (7.7 avg.)
- **10/20 at CIN:** Started at RB, rushing 29 times for 131 yards (4.5 rush avg.) and hauling in two receptions for 14 yards (7.0 avg.)
- **10/27 vs. NYJ:** Started at RB, running the ball 19 times for 76 yards (4.0 rush avg.) while amassing a career-high seven receptions for 60 yards (8.6 rec. avg.) ... Became the first player in franchise history to post at least 85 scrimmage yards in each of the first eight games of the season
- **11/3 vs. HOU:** Started at RB, rushing for 40 yards on 11 attempts (3.6 rush avg.) while hauling in five receptions for 32 yards (6.4 rec. avg.)
- **11/17 at IND:** Started at RB, gaining 23 yards on eight rushing attempts (2.9 rush avg.) and recording seven receptions for 34 yards (4.9 rec. avg.)
- **11/24 at TEN:** Started at RB, rushing for 97 yards on 24 carries (4.0 rush avg.) and a season-best two TDs, while hauling in a career-high nine receptions for 62 yards (6.9 avg.)
- **12/1 vs. T.B.:** Started at RB, rushing for 38 yards on 14 attempts (2.7 rush avg.), while tying a career-high nine receptions for 53 yards (5.9 rec. avg.) ... Broke the team's single season record for most receptions by a RB, surpassing **Maurice Jones-Drew's** mark of 62 (2008)
- **12/8 vs. LAC:** Started at RB, carrying the ball 15 times for 50 yards (3.3 rush avg.) while catching three passes for 13 yards (4.3 rec. avg.) ... Eclipsed 1,000 yards rushing on the season (1,039), becoming the first Jaguars player since former RB **Maurice Jones-Drew** in 2011 to rush for at least 1,000 yards through the team's first 13 games of the season
- **12/15 at OAK:** Started at RB, rushing for 42 yards on 15 attempts (2.8 rush avg.) while recording five receptions for 31 yards (6.2 rec. avg.) ... Became the only Jaguars player over the last eight seasons to post at least 1,500 scrimmage yards in a single season
- **12/22 at ATL:** Started at RB, rushing 15 times for 71 yards (4.7 rush avg.) and catching three passes for 34 yards (11.3 rec. avg.) ... Joined former WR **Jimmy Smith** (1999) as the only players in franchise history to post at least 1,600 scrimmage yards and 75 receptions in a single season
- **12/29 vs. IND:** Was inactive due to illness

2018 (w/ JAX - 8/8)

Selected as an offensive captain by his teammates for the 2018 season ... Appeared in eight games and rushed 133 times for 439 yards and five TDs ... Caught 22 passes for 185 yards and one TD

- **9/9 at NYG:** Started at RB and rushed for 41 yards on nine carries and added three receptions for 14 yards ... Left the game in the second quarter with a hamstring injury and did not return
- **11/11 at IND:** Started at RB and rushed for 53 yards and one TD on 24 carries and tied for the team lead in receptions with five for 56 yards and one TD ... Totaled 109 scrimmage yards and two TDs on 29 touches in his return from injury
- **11/18 vs. PIT:** Started at RB and rushed for 95 yards and one TD on 28 carries and caught two passes for a team-high 46 yards, totaling 141 scrimmage yards
- **11/25 at BUF:** Started at RB and rushed for 95 yards and two TDs on 18 carries and caught three passes for 13 yards, totaling 108 scrimmage yards before being disqualified in the third quarter ... Posted 10 games with at least 100 scrimmage yards, which are the most through 18 career games in franchise history
- **12/23 at MIA:** Started at RB and rushed for 43 yards and one TD on 18 carries and caught three passes for 28 yards

2017 (w/ JAX - 14/14, 3/3)

First player in franchise history to score a scrimmage TD in each of his first six career games ... Joined New England's RB **Robert Edwards** (1998) as the only rookies in NFL history to score a TD in each of their team's first six games of the season ... Joined **Fred Taylor** (1,223) as the only rookies to record 1,000 yards rushing in franchise history ... His 1,040 rushing yards were second-most by a rookie in franchise history, and his 268 rushing attempts were a franchise record ... His seven games with 100-plus scrimmage yards are tied for the most in a season by a Jaguars rookie (RB **Fred Taylor** - seven in 1998) ... His nine rushing TDs were the third most in a season by a Jaguars rookie (RB **Fred Taylor** - 14 in 1998 and RB **Maurice Jones-Drew** - 12 in 2006) ... Rushed for four TDs in the postseason, the most in franchise history

- **9/10 at HOU:** Started at RB and made his NFL debut ... Rushed 26 times for 100 yards and one TD and tied for the team lead with three receptions for 24 yards ... Became the first player in Jaguars history to rush for at least 100 yards in his debut ... Became the eighth player in NFL history to register at least 100 rushing yards, one-plus rushing TD and three-plus receptions in their NFL debut
- **9/17 vs. TEN:** Rushed 14 times for 40 yards and one TD, while adding two receptions for 21 yards
- **10/1 at NYJ:** Totaled 145 yards from scrimmage with a team-high 86 yards rushing on 24 carries and led the team with 59 yards receiving on four receptions, including his first career TD reception
- **10/8 at PIT:** Rushed 28 times for 181 yards and two TDs, including a long TD run of 90 yards, which is the longest regular-season rush in franchise history
- **10/15 vs. LAR:** Rushed 21 times for 130 yards with one TD, including a long TD run of 75 yards ... Also recorded two receptions for eight yards
- **11/19 at CLE:** Rushed 28 times for 111 yards and caught two receptions for 7 yards ... Joins RB **Fred Taylor** as the only rookies in franchise history to rush for at least 100 yards in four or more games during their rookie season
- **12/10 vs. SEA:** Rushed 24 times for 101 yards, one TD and caught four passes for 18 yards
- **12/24 at S.F.:** Rushed 18 times for 48 yards with one TD and caught three passes for 22 yards
- **1/14 at PIT:** Rushed 25 times for 109 yards and three TDs and recorded two receptions for 10 yards ... Became the third rookie in the Super Bowl era to have a 100-yard rushing game against the same team in both the regular season and postseason ... Became the third rookie in NFL history to post three rushing TDs in a single postseason game and set the franchise record for the most TDs in a single postseason game ... Became just the fifth rookie in the last 10 seasons to rush for at least 100 yards (109) in a postseason game and the first rookie to do so in Jaguars history

COLLEGE (AT LSU, 2014-16)

- Set or tied 23 school records during his career (eight single-season, five single-game, seven bowl and three career)
- Finished career ranked fourth in LSU history with 3,830 rushing yards in only 32 games
- Ranks second in school history in all-purpose yards per game (155.7), third in overall TDs (42), fourth in rushing TDs (40) and all-purpose yards (4,981) and seventh in scoring (252)
- Holds LSU career records for yards per play (6.2), rushing yards per game

#27 LEONARD FOURNETTE



(119.7), 200-yard rushing games (five) and consecutive 100-yard rushing games (nine)

- Fastest player in LSU history to reach 2,000 and 3,000 yards
- Only player in school history to rush for 1,000 yards in each of his first two seasons

PERSONAL

- Has a daughter, Lyric, and one son, Leonard IV
- His brother, Lanard, also played RB while at LSU
- A four-year starting running back at St. Augustine (La.) High School
- Listed as the No. 1 overall prospect by ESPN.com and Scout.com
- Selected to the Parade All-America first team
- Awarded the 2013 and 2014 Louisiana Gatorade Player of the Year awards, the first player in the state to win it twice
- Finished his high school career with 7,619 rushing yards and 88 rushing TDs

REGULAR SEASON STATISTICS

YEAR	TEAM	GP/GS	RUSHING					RECEIVING				
			NO	YDS	AVG	LG	TD	NO	YDS	AVG	LG	TD
2017	JAX	13/13	268	1,040	3.9	90t	9	36	302	8.4	28	1
2018	JAX	8/8	133	439	3.3	25	5	22	185	8.4	31	1
2019	JAX	15/15	265	1,152	4.3	81	3	76	522	6.9	27	0
Career totals:		36/36	666	2,613	4.0	90t	17	134	1,009	7.5	31	2

Single Game Career Highs

Rushing attempts: 29 (9/29/19 at DEN)	Rushing yards: 225 (9/29/19 at DEN)
Longest rush: 90t (10/8/17 at PIT)	Rushing touchdowns: 2 (three times, last: 11/24/19 at TEN)
Receptions: 9 (two times, last: 12/1/19 vs. T.B.)	Receiving yards: 67 (12/31/17 at TEN)

POSTSEASON STATISTICS

YEAR	TEAM	GP/GS	RUSHING					RECEIVING				
			NO	YDS	AVG	LG	TD	NO	YDS	AVG	LG	TD
2017	JAX	3/3	70	242	3.5	18t	4	7	44	6.3	12	0
Career totals:		3/3	70	242	3.5	18t	4	7	44	6.3	12	0

2019 GAME-BY-GAME STATISTICS

DATE	OPP	NO	RUSHING				TD	NO	RECEIVING			TD
			YDS	AVG	LG	TD			YDS	AVG	LG	
09/08	vs. Kansas City	13	66	5.1	14	0	4	28	4.0	12	0	
09/15	at Houston	15	47	3.1	14	0	4	40	10.0	20	0	
09/19	vs. Tennessee	15	66	4.4	69	0	6	26	4.3	9	0	
09/29	at Denver	29	225	7.8	81	0	2	20	10.0	10	0	
10/06	at Carolina	23	108	4.7	48	1	4	29	7.3	14	0	
10/13	vs. New Orleans	20	72	3.6	16	0	6	46	7.7	10	0	
10/20	at Cincinnati	29	131	4.5	20	0	2	14	7.0	14	0	
10/27	vs. N.Y. Jets	19	76	4.0	66	0	7	60	8.6	26	0	
11/03	vs. Houston	11	40	3.6	11	0	5	32	6.4	14	0	
BYE WEEK												
11/17	at Indianapolis	8	23	2.9	10	0	7	34	4.9	8	0	
11/24	at Tennessee	24	97	4.0	16	2	9	62	6.9	27	0	
12/01	vs. Tampa Bay	14	38	2.7	10	0	9	53	5.9	14	0	
12/08	vs. L.A. Chargers	15	50	3.3	11	0	3	13	4.3	12	0	
12/15	at Oakland	15	42	2.8	17	0	5	31	6.2	11	0	
12/22	at Atlanta	15	71	4.7	23	0	3	34	11.3	16	0	
12/29	vs. Indianapolis	Inactive (illness)										
2019 totals:		265	1,152	4.3	81	3	76	522	6.9	27	0	



61



TYLER GAUTHIER

OFFENSIVE LINEMAN
 6-5 | 305 LBS | 2-14-1991
 MIAMI (FLA.)
 VENICE, FLORIDA
 ACQ: PRACTICE SQUAD (NEW ENGLAND) 2019
 EXP: ROOKIE



TRANSACTIONS

Originally signed by New England as an undrafted rookie on 5/2/19 ... Released by New England on 8/30/19 ... Signed by New England to the practice squad on 10/5/19 ... Signed by Jacksonville from New England's practice squad on 12/10/19

PRO (GAMES PLAYED/STARTED - 0/0, 0/0)

Rookie OL spent the preseason with New England before being released and signed by the Patriots to their practice squad from Weeks 5-14 ... Signed by Jacksonville from New England's practice squad on Dec. 10

2019 (w/ N.E. - ps, w/ JAX - 0/0)

Spent Weeks 5-14 on the Patriots' practice squad ... Signed by Jacksonville from New England's practice squad on Dec. 10 prior to Week 15

- 12/15 at OAK: Inactive
- 12/22 at ATL: Inactive
- 12/29 vs. IND: Inactive

COLLEGE (AT MIAMI FLA., 2015-18)

- Three-year starter at center and guard, finishing his career with 29 straight starts over three seasons, with 25 straight at center
- Started all 13 games at center as a senior in 2018 as part of an offensive line that helped lead the Hurricanes offense to three 200-yard rushing performances
- Started all 13 games at center as a junior in 2017, earning All-ACC Honorable Mention recognition
- Started final four games of sophomore season at left guard in 2016 ... Made first start of his career at guard in a win at Virginia on Nov. 12, blocking for a ground game that finished with 222 yards
- Saw playing time as a reserve offensive lineman in four games as a true freshman in 2015

PERSONAL

- Attended Venice (Fla.) High School where he earned First Team All-State honors as a senior, helping the team reach the Regional semifinals

43



JOE GILES-HARRIS

LINEBACKER
6-2 | 234 LBS | 4-1-1997
DUKE
NYACK, NEW YORK
ACQ: PRACTICE SQUAD 2019
EXP: ROOKIE



TRANSACTIONS

Signed by Jacksonville as an undrafted rookie on 5/10/19 ... Released by Jacksonville on 9/3/19 ... Signed by Jacksonville to the practice squad on 9/5/19 ... Promoted to Jacksonville's 53-man roster on 10/21/19 ... Released by Jacksonville on 11/2/19 ... Signed by Jacksonville to the practice squad on 11/5/19 ... Promoted to Jacksonville's 53-man roster on 12/5/19

PRO (GAMES PLAYED/STARTED - 5/0)

Played in five games during hsi rookie season

2019 (w/ JAX - 5/0)

Totaled three special teams tackles in five appearances during his rookie campaign ... Spent Weeks 1-7 on the team's practice squad before being activated to the 53-man roster on Oct. 21 ... Was released and re-signed by Jacksonville to the practice squad on Nov. 5 ... Activated to Jacksonville's 53-man roster on Dec 5 prior to Week 14

- **10/27 vs. NYJ:** Made his NFL debut, seeing action on defense and special teams
- **12/8 vs. LAC:** Saw action on special teams, notching two special teams tackles
- **12/15 at OAK:** Saw action on special teams
- **12/22 at ATL:** Saw action on special teams
- **12/29 vs. IND:** Saw action on special teams, posting one tackle

COLLEGE (AT DUKE, 2015-18)

- Started all 34 games in which he appeared at Duke, registering 312 tackles, 9.5 sacks and two INTs
- Became the 20th Duke player in history to reach 300 tackles
- Voted a team captain in 2018 and registered 80 tackles and two passes defended, earning first-team All-ACC honors
- Earned first-team All-ACC and third-team All-American honors by CBS Sports in 2017 after totaling a team-high 125 tackles and career-high 4.5 sacks
- Recorded 107 tackles as a sophomore in 2016
- Finished second in the voting for ACC Defensive Rookie of the Year

PERSONAL

- Attended St. Josh Regional (Nyack, N.Y.) High School and received first-team all-conference, all-state and all-metro honors as a senior after posting 95 tackles, four INTs and 3.0 sacks
- Father, **John Harris**, lettered three seasons (1984-85-86) in football at Southern Connecticut
- Older brother, William, lettered four seasons (2009-10-11-12) as a linebacker at Gannon University

REGULAR SEASON STATISTICS

YEAR	TEAM	GP/GS	TKL	SOLO	ASST	SACKS	FF	FR	PD	INT
2019	JAX	5/0	0	0	0	0.0	0	0	0	0
NFL totals: 1 yr.		5/0	0	0	0	0.0	0	0	0	0

Additional statistics: Three special teams tackles in 2019

Single Game Career Highs

Special teams tackles:

2 (12/8/19 vs. LAC)

2019 GAME-BY-GAME STATISTICS

DATE	OPP	TKL	SOLO	ASST	SACKS	FF	FR	PD	TFL
09/08	vs. Kansas City				Practice Squad				
09/15	at Houston				Practice Squad				
09/19	vs. Tennessee				Practice Squad				
09/29	at Denver				Practice Squad				
10/06	at Carolina				Practice Squad				
10/13	vs. New Orleans				Practice Squad				
10/20	at Cincinnati				Practice Squad				
10/27	vs. N.Y. Jets	0	0	0	0.0	0	0	0	0
11/03	vs. Houston				Not on team				
	BYE WEEK								
11/17	at Indianapolis				Practice Squad				
11/24	at Tennessee				Practice Squad				
12/01	vs. Tampa Bay				Practice Squad				
12/08	vs. L.A. Chargers	0	0	0	0.0	0	0	0	0
12/15	at Oakland	0	0	0	0.0	0	0	0	0
12/22	at Atlanta	0	0	0	0.0	0	0	0	0
12/29	vs. Indianapolis	0	0	0	0.0	0	0	0	0
2019 totals:		0	0	0	0.0	0	0	0	0

36



RONNIE HARRISON

SAFETY

6-3 | 207 LBS | 4-18-1997

ALABAMA

TALLAHASSEE, FLORIDA

ACQ: THIRD ROUND OF 2018 DRAFT (93RD)

EXP: 2ND YEAR



TRANSACTIONS

Originally drafted by Jacksonville in the third round (93rd overall) of the 2018 NFL Draft ... Placed on injured/reserve on 12/18/18

PRO (GAMES PLAYED/STARTED - 28/22)

Second-year safety who has totaled 102 career tackles (67 solo), 12 passes defended, 3.0 sacks, three INTs and one fumble recovery

2019 (w/ JAX - 14/14)

Appeared and started in 14 games and ranked second on the team in both tackles (70) and passes defended (nine)... Also compiled 2.0 sacks, two INTs and one fumble recovery

- **9/8 vs. K.C.:** Started at SS, posting five defensive tackles, including one TFL, and added one special teams tackle
- **9/15 at HOU:** Started at SS, recording eight tackles (four solo) and 1.0 sack
- **9/19 vs. TEN:** Started at SS and led the team with a career-high 10 tackles (four solo) and one pass defended
- **9/29 at DEN:** Started at SS, amassing five tackles (three solo), one pass defended and one INT which he returned 31 yards
- **10/6 at CAR:** Started at SS and posted six tackles (four solo)
- **10/13 vs. N.O.:** Started at SS, collecting four tackles (two solo)
- **10/20 at CIN:** Started at SS, registering three tackles (two solo), a career-best two passes defended, 1.0 sack and one fumble recovery
- **10/27 vs. NYJ:** Started at SS, amassing five tackles (two solo) and 1.0 sack
- **11/3 vs. HOU:** Started at SS, collecting a solo tackle and one pass defended
- **11/17 at IND:** Started at SS, tallying six tackles (four solo)
- **11/24 at TEN:** Started at SS and made one solo tackle before leaving the game due to a concussion
- **12/1 vs. T.B.:** Inactive (concussion protocol)
- **12/8 vs. LAC:** Inactive (concussion protocol)
- **12/15 at OAK:** Started at SS, tallying seven tackles (six solo) and one pass defended
- **12/22 at ATL:** Started at SS, posting five tackles (two solo) and one pass defended
- **12/29 vs. IND:** Started at SS, notching four tackles (three solo) and two passes defended

2018 (w/ JAX - 14/8)

One of 10 rookies in the NFL to post at least 1.0 sack and one INT

- **12/2 vs. IND:** Made his first career start at SS and recorded three tackles (two solo), including his first career sack of Colts QB **Andrew Luck**
- **12/6 at TEN:** Started at SS and recorded five tackles and his first career INT on Tennessee's second possession

COLLEGE (AT ALABAMA, 2015-17)

- Career totals include 177 tackles (110 solo), 24 passes defended, seven INTs, seven tackles for a loss, 3.5 sacks, one forced fumble and two fumble recoveries
- Member of two National Championship teams (2016 & 2018)
- First-Team All-SEC honoree by the Associated Press and Second-Team All-SEC by the SEC coaches in 2017 after tying for the team lead with 74 tackles (43 solo), seven passes defended, 4.5 TFL and also registered three INTs and 2.5 sacks

PERSONAL

- Attended Florida State (Tallahassee, Fla.) University School
- Totaled 39 tackles with five pass breakups and two fumble recoveries on defense as a senior in 2014 and also threw for 2,076 yards with 13 touchdowns, while rushing for 1,015 yards and 16 scores
- Grew up idolizing **Sean Taylor**, who is the inspiration for his jersey number
- Served as a baby-sitter in high school for his coach, **Jarrold Hickman**
- Hosted a youth camp in his hometown of Tallahassee, Fla. last summer where over 100 kids completed football drills and learned sound ways to improve their football skills
- Treated local Jacksonville area kids to a Christmas shopping spree at Academy Sports

REGULAR SEASON STATISTICS

YEAR	TEAM	GP/GS	TKL	SOLO	ASST	SACKS	FF	FR	PD	INT
2018	JAX	14/8	32	24	8	1.0	0	0	3	1
2019	JAX	14/14	70	43	27	2.0	0	1	9	2
NFL totals: 2 yrs.		28/22	102	67	35	3.0	0	1	12	3

Additional statistics: One special teams tackle in 2019

Single Game Career Highs

Tackles:

8 (9/15/19 at HOU)

Passes Defended:

2 (two times; last: 12/29/19 vs. IND)

Interceptions:


1 (three times; last: 10/20/19 at CIN)

Sacks:


1 (three times; last: 10/27/19 vs. NYJ)

2019 GAME-BY-GAME STATISTICS

DATE	OPP	TKL	SOLO	ASST	SACKS	FF	FR	PD	INT	
09/08	vs. Kansas City	5	5	0	0.0	0	0	0	0	
09/15	at Houston	8	4	4	1.0	0	0	0	0	
09/19	vs. Tennessee	10	4	6	0.0	0	0	1	0	
09/29	at Denver	5	3	2	0.0	0	0	1	1	
10/06	at Carolina	6	4	2	0.0	0	0	0	0	
10/13	vs. New Orleans	4	2	2	0.0	0	0	0	0	
10/20	at Cincinnati	3	2	1	0.0	0	1	2	1	
10/27	vs. N.Y. Jets	5	2	3	1.0	0	0	0	0	
11/03	vs. Houston	1	1	0	0.0	0	0	1	0	
BYE WEEK										
11/17	at Indianapolis	6	4	2	0.0	0	0	0	0	
11/24	at Tennessee	1	1	0	0.0	0	0	0	0	
12/01	vs. Tampa Bay	Inactive (concussion)								
12/08	vs. L.A. Chargers	Inactive (concussion)								
12/15	at Oakland	7	6	1	0.0	0	0	1	0	
12/22	at Atlanta	5	2	3	0.0	0	0	1	0	
12/29	vs. Indianapolis	4	3	1	0.0	0	0	2	0	
2019 totals:		70	43	27	2.0	0	1	9	2	



25



D.J. HAYDEN

CORNERBACK
5-11 | 190 LBS | 6-27-1990
HOUSTON
HOUSTON, TEXAS
ACQ: UNRESTRICTED FREE AGENT 2018
EXP: 7TH YEAR



TRANSACTIONS

Originally drafted by Oakland in the first round (12th overall) of the 2013 NFL Draft ... Signed by Detroit on 3/11/17 ... Signed as an unrestricted free agent by Jacksonville on 3/14/18

PRO (GAMES PLAYED/STARTED - 86/40)

Career totals include 306 tackles (265 solo), 45 passes defended, 13 TFL, 4.5 sacks, four INTs, four forced fumbles and three fumble recoveries

2019 (w/ JAX - 15/8)

Saw action in 15 games, making eight starts and collecting 41 tackles (33 solo), six passes defended, five TFL, 2.0 sacks, one forced fumble and one fumble recovery

- **9/8 vs. K.C.:** Started at CB, posting four tackles
- **9/15 at HOU:** Started at CB, compiling three tackles (two solo), 1.0 sack and one pass defended
- **9/19 vs. TEN:** Started at nickel CB, collecting four solo tackles
- **9/29 at DEN:** Saw action at nickel CB, making one tackle and one pass defended
- **10/6 at CAR:** Saw action at nickel CB, posting two tackles (one solo) and two passes defended
- **10/13 vs. N.O.:** Started at nickel CB, notching a season-high six tackles (four solo), including two TFL
- **10/20 at CIN:** Saw action at nickel CB, collecting three solo tackles and forcing one fumble
- **10/27 vs. NYJ:** Started at nickel CB and posted three tackles (two solo) before exiting the game with a shoulder injury
- **11/3 vs. HOU:** Inactive due to a neck/shoulder injury
- **11/17 at IND:** Started at CB, compiling six solo tackles and 1.0 sack, becoming the first Jaguars CB since **Aaron Colvin** (4.0, 2015) to post 2.0-plus sacks in a season
- **11/24 at TEN:** Saw action at nickel CB
- **12/1 vs. T.B.:** Saw action at nickel CB, posting two tackles (one solo), one pass defended and a fumble recovery
- **12/8 vs. LAC:** Started at nickel CB, notching one tackle for loss
- **12/15 at OAK:** Saw action at nickel CB and made two tackles (one solo)
- **12/22 at ATL:** Saw action at nickel CB
- **12/29 vs. IND:** Started at nickel CB, tallying three solo tackles and one pass defended

2018 (w/ JAX - 10/6)

Recorded 45 tackles in 10 games and was part of a secondary that ranked second overall in the NFL in passing defense

- **9/9 at NYG:** Recorded four tackles (three solo) and the game-clinching pass defended on fourth down on the Giants' final offensive possession
- **9/16 vs. N.E.:** Recorded four tackles, including a tackle for a loss and 1.0 sack
- **12/2 vs. IND:** Recorded four tackles and two passes defended, including one INT on the Colts' opening offensive possession, his first INT since Week 7 in 2015 at San Diego

2017 (w/ DET - 16/1)

Appeared in 16 games with one start totaling 42 tackles (35 solo), nine passes defended, one tackle for a loss and half sack

2016 (w/ OAK - 11/2)

Saw action in 11 games with two starts and recorded 37 tackles (32 solo), six passes defended, two TFL, and one forced fumble ... Spent the final five weeks of the season on injured/reserve

- **10/2 at BAL:** Recorded six tackles (four solo) and one pass defended
- **10/30 at T.B.:** Totaled four solo tackles and two passes defended

2015 (w/ OAK - 16/13)

Played in all 16 games, starting 13 and recorded a career-high 70 tackles (64 solo), seven passes defended, 1.0 sack, one INT, and one forced fumble

- **9/20 vs. BAL:** Recorded six tackles (four solo) and two passes defended
- **10/25 at S.D.:** Tallied ten solo tackles, one INT, one pass defended and one forced fumble
- **11/8 at PIT:** Recorded a career-high 13 tackles (11 solo)

2014 (w/ OAK - 10/8)

Began the season on the physically unable to perform list (foot), but returned in Week 8 and appeared in 10 games with eight starts totaling 45 tackles (37

solo), 16 passes defended and one INT ... Had five games with two-plus passes defended

- **11/2 at SEA:** Recorded six tackles (three solo) and a career-high four passes defended
- **11/9 vs. DEN:** Recorded two solo tackles, one INT and two passes defended
- **12/28 at DEN:** Registered six tackles (five solo) and three passes defended

2013 (w/ OAK - 8/2)

Saw action in Weeks 1-9, before missing two games with a groin injury and eventually spending the last six weeks of the season on injured/reserve ... In eight games with two starts, totaled 29 tackles (23 solo), two passes defended, one INT and one forced fumble

- **9/15 vs. JAX:** Recorded six tackles (five solo) and one pass defended

COLLEGE (AT HOUSTON, 2011-12; NAVARRO COLLEGE, 2009-10)

- Played two seasons at the University of Houston after spending time at Navarro Junior College (Corsicana, Texas)
- Played in 22 games with 21 starts at Houston and recorded 127 tackles (90 solo), six INTs, one sack, 11 tackles for loss, six forced fumbles, three fumble recoveries and 19 passes defended
- Earned First Team All-Conference USA in 2012
- Earned Second Team All-Conference USA in 2011 and also was named Conference USA Defensive Newcomer of the Year

PERSONAL

- Attended Fort Bend Elkins (Missouri City, Texas) High School

REGULAR SEASON STATISTICS

YEAR	TEAM	GP/GS	TKL	SOLO	ASST	SACKS	FF	FR	PD	INT
2013	OAK	8/2	24	22	2	0.0	1	0	2	1
2014	OAK	10/8	47	42	5	0.0	0	0	10	1
2015	OAK	16/13	70	64	6	1.0	1	0	8	1
2016	OAK	11/2	37	32	5	0.0	1	0	6	0
2017	DET	16/1	42	35	7	0.5	0	2	9	0
2018	JAX	10/6	45	38	7	1.0	0	0	4	1
2019	JAX	15/8	41	33	9	2.0	1	1	6	0
NFL totals:		7 yrs. 86/40	306	265	41	4.5	4	3	45	4

Single Game Career Highs

Tackles:

13 (11/8/15 at PIT)

Passes Defended:

4 (11/2/14 at SEA)

Interceptions:

1 (four times, last: 12/2/18 vs. IND)

Fumble recoveries:

1 (three times, last: 12/1/19 vs. T.B.)

Forced Fumbles:

1 (four times, last: 10/20/19 at CIN)

Sacks:

1.0 (four times, last: 11/17/19 at IND)

2019 GAME-BY-GAME STATISTICS

DATE	OPP	TKL	SOLO	ASST	SACKS	FF	FR	PD	INT	
09/08	vs. Kansas City	4	4	0	0.0	0	0	0	0	
09/15	at Houston	3	2	1	1.0	0	0	1	0	
09/19	vs. Tennessee	4	4	0	0.0	0	0	0	0	
09/29	at Denver	1	0	1	0.0	0	0	1	0	
10/06	at Carolina	2	1	1	0.0	0	0	2	0	
10/13	vs. New Orleans	6	4	2	0.0	0	0	0	0	
10/20	at Cincinnati	3	3	0	0.0	1	0	0	0	
10/27	vs. N.Y. Jets	3	2	1	0.0	0	0	0	0	
11/03	vs. Houston	Inactive (neck/shoulder)								
BYE WEEK										
11/17	at Indianapolis	6	6	0	1.0	0	0	0	0	
11/24	at Tennessee	0	0	0	0.0	0	0	0	0	
12/01	vs. Tampa Bay	2	1	1	0.0	0	1	1	0	
12/08	vs. L.A. Chargers	1	1	0	0.0	0	0	0	0	
12/15	at Oakland	2	1	1	0.0	0	0	0	0	
12/22	at Atlanta	0	0	0	0.0	0	0	0	0	
12/29	vs. Indianapolis	4	3	1	0.0	0	0	1	0	
2019 totals:		41	33	9	2.0	1	1	6	0	

37



TRE HERNDON

CORNERBACK
5-11 | 185 LBS | 3-5-1996
VANDERBILT
CHATTANOOGA, TENNESSEE
ACQ: ROOKIE FREE AGENT 2018
EXP: 2ND YEAR



TRANSACTIONS

Originally signed by Jacksonville as an undrafted rookie on 4/30/18

PRO (GAMES PLAYED/STARTED - 27/14)

Second-year CB who has totaled 67 career tackles (51 solo), 13 passes defended and three INTs

2019 (w/ JAX - 16/14)

Appeared in all 16 games, making 14 starts and led the team in both passes defended (13) and INTs (three) ... Also amassed 54 tackles (41 solo), one TFL and one tackle on special teams

- **9/8 vs. K.C.:** Saw action at CB and on special teams
- **9/15 at HOU:** Recorded his first career start at CB, registering four tackles (three solo) and one pass defended
- **9/19 vs. TEN:** Saw action on special teams
- **9/29 at DEN:** Started at LCB, amassing six tackles (four solo) and one pass defended
- **10/6 at CAR:** Started at LCB and posted five tackles (three solo)
- **10/13 vs. N.O.:** Started at LCB and posted a game-high and career-high nine tackles (six solo), including one TFL
- **10/20 at CIN:** Started at LCB, notching three tackles (two solo) and two passes defended
- **10/27 vs. NYJ:** Started at LCB, amassing two solo tackles and the first two INTs of his career ... Became the first Jaguars player since CB **Jalen Ramsey** on Nov. 18, 2018 against Pittsburgh to post multiple INTs in a single game
- **11/3 vs. HOU:** Started at LCB and made four solo tackles
- **11/17 at IND:** Started at LCB, compiling three solo tackles and two passes defended
- **11/24 at TEN:** Started at LCB, posting three solo tackles and one pass defended
- **12/1 vs. T.B.:** Started at LCB and made five tackles (four solo)
- **12/8 vs. LAC:** Started at LCB and assisted on one tackle
- **12/15 at OAK:** Started at LCB, notching three tackles (two solo) and one pass defended
- **12/22 at ATL:** Started at LCB, posting three solo tackles, two passes defended and one INT
- **12/29 vs. IND:** Started at LCB and made one tackle

2018 (w/ JAX - 11/0)

Tallied seven tackles (six solo) in 11 appearances during the 2018 season

- **9/9 at NYG:** Saw action on special teams and recorded one special teams tackle in his NFL debut

COLLEGE (AT VANDERBILT, 2015-17)

- Played both outside cornerback and nickel back for the Commodores
- Appeared in 48 career games with 36 starts and totaled 126 tackles (93 solo), 25 passes defended, 2.5 tackles for a loss, 2.0 sacks and two INTs
- Started 29 consecutive games over his sophomore to senior season

PERSONAL

- Three-year starter at East Hamilton (Chattanooga, Tenn.) High School where he helped the Hurricanes to 10-3 record and 5A state playoffs in his senior year
- Named to Chattanooga Times-Free Press' "Best of Preps Team" and sportswriters' first-team All-State squad
- First football player from East Hamilton High School to sign a Southeastern Conference scholarship
- Son of Sabrina and **Willie Herndon Jr.**

REGULAR SEASON STATISTICS

YEAR	TEAM	GP/GS	TKL	SOLO	ASST	SACKS	FF	FR	PD	INT
2018	JAX	11/0	13	10	3	0.0	0	0	0	0
2019	JAX	16/14	54	41	13	0.0	0	0	13	3
NFL totals: 2 yrs.		27/14	67	51	16	0.0	0	0	13	3

Additional statistics: Seven special teams tackles: six in 2018, one in 2019

Single Game Career Highs

Tackles:
9 (10/13/19 vs. N.O.)


Passes Defended:
2 (four times; last: 12/22/19 at ATL)

Interceptions:
2 (10/27/19 vs. NYJ)

2019 GAME-BY-GAME STATISTICS

DATE	OPP	TKL	SOLO	ASST	SACKS	FF	FR	PD	INT	
09/08	vs. Kansas City	0	0	0	0.0	0	0	0	0	
09/15	at Houston	5	3	2	0.0	0	0	1	0	
09/19	vs. Tennessee	0	0	0	0.0	0	0	0	0	
09/29	at Denver	6	4	2	0.0	0	0	1	0	
10/06	at Carolina	5	3	2	0.0	0	0	1	0	
10/13	vs. New Orleans	9	6	3	0.0	0	0	0	0	
10/20	at Cincinnati	3	2	1	0.0	0	0	2	0	
10/27	vs. N.Y. Jets	2	2	0	0.0	0	0	2	2	
11/03	vs. Houston	4	4	0	0.0	0	0	0	0	
BYE WEEK										
11/17	at Indianapolis	3	3	0	0.0	0	0	2	0	
11/24	at Tennessee	3	3	0	0.0	0	0	1	0	
12/01	vs. Tampa Bay	6	5	1	0.0	0	0	0	0	
12/08	vs. L.A. Chargers	1	0	1	0.0	0	0	0	0	
12/15	at Oakland	3	2	1	0.0	0	0	1	0	
12/22	at Atlanta	3	3	0	0.0	0	0	2	1	
12/29	vs. Indianapolis	1	1	0	0.0	0	0	0	0	
2019 totals:		54	41	13	0.0	0	0	13	3	





LEON JACOBS

LINEBACKER
6-2 | 246 LBS | 10-3-1995
WISCONSIN
SAN PEDRO, CALIFORNIA
ACQ: SEVENTH ROUND OF 2018 DRAFT (230TH)
EXP: 2ND YEAR



TRANSACTIONS

Originally drafted by Jacksonville in the seventh round (230th overall) of the 2018 NFL Draft ... Selection obtained from Cincinnati in exchange for DE Chris Smith ... Placed on injured/reserve on 12/14/18

PRO (GAMES PLAYED/STARTED - 26/10)

- Second-year LB who has appeared in 26 games with 10 starts
- Career totals include 53 tackles (38 solo), four TFL, 2.0 sacks and one pass defensed

2019 (w/ JAX - 14/7)

Saw action in 14 games, compiling seven starts and amassing 36 tackles (26 solo), four TFL, 2.0 sacks and one pass defensed

- **9/8 vs. K.C.:** Saw action at LB and on special teams, recording one defensive tackle and one special teams tackle
- **9/15 at HOU:** Saw action at LB, amassing a career-high five tackles (one solo) and his first career half sack
- **9/19 vs. TEN:** Saw action at LB, collecting three tackles (two solo) and 0.5 sacks
- **9/29 at DEN:** Started at SLB and assisted on one tackle
- **10/6 at CAR:** Started at SLB and recovered a fumble on special teams
- **10/13 vs. N.O.:** Saw action at SLB, collecting three solo tackles, one TFL and one pass defensed
- **10/20 at CIN:** Started at SLB and made two solo tackles on special teams
- **10/27 vs. NYJ:** Was inactive due to a hamstring injury
- **11/3 vs. HOU:** Was inactive due to a hamstring injury
- **11/17 at IND:** Saw action at SLB and made one solo tackle
- **11/24 at TEN:** Started at SLB and posted four tackles (two solo)
- **12/1 vs. T.B.:** Started at SLB, posting three tackles (two solo), including 1.0 sack
- **12/8 vs. LAC:** Posted two defensive tackles and one special teams tackle
- **12/15 at OAK:** Started at SLB, tallying a career-best eight tackles (six solo)
- **12/22 at ATL:** Started at SLB and compiled three tackles (two solo)
- **12/29 vs. IND:** Saw action at SLB and posted four tackles (three solo)

2018 (w/ JAX - 12/3)

Amassed 17 tackles (12 solo) during 12 games played in his rookie season

- **9/30 vs. NYJ:** Made first career start at SLB
- **12/2 vs. IND:** Started at SLB and saw action on special teams
- **12/14 at DAL:** Notched a season-best four tackles (three solo)

COLLEGE (AT WISCONSIN, 2013-17)

- Played in 59 games, the most by a player in FBS history, starting 18 games
- Career totals include 142 tackles, 15.5 tackles for a loss, 6.5 sacks and three INTs
- Part of the winningest senior class in school history
- In 2017, contributed to a unit that ranked No. 2 nationally in total defense (262.1 yards per game), No. 3 in scoring defense (13.9 points per game), No. 3 in rushing defense (98.4 ypg) and No. 1 in pass efficiency defense (96.4) while totaling 60 tackles, including 35 solo stops, 9.5 tackles for a loss and 3.5 sacks

PERSONAL

- Son of Tony and Theresa Jacobs
- Attended Golden Valley (Santa Clarita, Calif.) High School
- First-team all-conference as a senior where he rushed for 847 yards and six TDs
- Also played basketball and was a three-time second-team All-Del Rey League selection
- Volunteered as math and science tutor
- Participated in study abroad program in Rome in summer of 2016
- Born in Nigeria, Africa

REGULAR SEASON STATISTICS

YEAR	TEAM	GP/GS	TKL	SOLO	ASST	SACKS	FF	FR	PD	TFL	INT
2018	JAX	12/3	17	12	5	0.0	0	0	0	0	0
2019	JAX	14/7	36	26	10	2.0	0	0	1	4	0
NFL totals: 2 yrs.		26/10	53	38	15	2.0	0	0	1	4	0

Additional statistics: Nine special teams tackles; four in 2018, five in 2019

Single Game Career Highs

Tackles: 8 (12/15/19 at OAK) **Sacks:** 1.0 (12/1/19 vs. T.B.)

2019 GAME-BY-GAME STATISTICS

DATE	OPP	TKL	SOLO	ASST	SACKS	FF	FR	PD	TFL	
09/08	vs. Kansas City	1	1	0	0.0	0	0	0	0	
09/15	at Houston	4	1	3	0.5	0	0	0	0	
09/19	vs. Tennessee	3	2	1	0.5	0	0	0	0	
09/29	at Denver	1	0	1	0.0	0	0	0	0	
10/06	at Carolina	0	0	0	0.0	0	0	0	0	
10/13	vs. New Orleans	3	3	0	0.0	0	0	1	1	
10/20	at Cincinnati	0	0	0	0.0	0	0	0	0	
10/27	vs. N.Y. Jets	Inactive (Hamstring)								
11/03	vs. Houston	Inactive (Hamstring)								
BYE WEEK										
11/17	at Indianapolis	1	1	0	0.0	0	0	0	0	
11/24	at Tennessee	4	2	2	0.0	0	0	0	0	
12/01	vs. Tampa Bay	3	2	1	1.0	0	0	0	1	
12/08	vs. L.A. Chargers	2	2	0	0.0	0	0	0	0	
12/15	at Oakland	7	6	1	0.0	0	0	0	1	
12/22	at Atlanta	3	2	1	0.0	0	0	0	0	
12/29	vs. Indianapolis	4	4	0	0.0	0	0	0	1	
2019 totals:		36	26	10	2.0	0	0	1	4	





ABRY JONES

DEFENSIVE TACKLE
6-4 | 318 LBS | 9-8-1991
GEORGIA
WARNER ROBINS, GEORGIA
ACQ: ROOKIE FREE AGENT 2013
EXP: 7TH YEAR



TRANSACTIONS

Originally signed by Jacksonville as an undrafted rookie on 4/27/13 ... Re-signed with Jacksonville on 2/15/17

PRO (GAMES PLAYED/STARTED - 100/47, 3/2)

- Earned roster spot as an undrafted rookie in 2013
- Signed a four-year contract extension in 2017

2019 (w/ JAX - 16/15)

Appeared in all 16 games, making 15 starts and amassed 31 tackles (15 solo), 2.0 sacks, one TFL and one fumble recovery

- **9/8 vs. K.C.:** Started at DT, posting two tackles (one solo)
- **9/15 at HOU:** Started at NT
- **9/19 vs. TEN:** Saw action at DT and made three tackles (one solo)
- **9/29 at DEN:** Started at NT
- **10/6 at CAR:** Started at NT and assisted on two tackles
- **10/13 vs. N.O.:** Started at NT and notched three tackles (two solo)
- **10/20 at CIN:** Started at NT, collecting two tackles including 1.0 sack
- **10/27 vs. NYJ:** Started at NT, assisting on four tackles and a half sack
- **11/3 vs. HOU:** Started at NT, posting five tackles (four solo)
- **11/17 at IND:** Started at NT
- **11/24 at TEN:** Started at NT, contributing two solo tackles and one fumble recovery
- **12/1 vs. T.B.:** Started at NT, assisting on one tackle
- **12/8 vs. LAC:** Started at NT and notched three tackles (two solo)
- **12/15 at OAK:** Started at NT and made two tackles (one solo)
- **12/22 at ATL:** Started at NT, assisting on one tackle
- **12/29 vs. IND:** Started at NT, tallying one tackle, including a 0.5 sack

2018 (w/ JAX - 15/6)

Appeared in 15 games and recorded 29 tackles (21 solo), including 1.0 sack

- **9/9 at NYG:** Recorded two tackles (one solo), including one tackle for a loss and added two passes defended, one of which led to **Myles Jack's** INT-TD
- **10/28 vs. PHI:** Recorded three tackles (two solo), including one tackle for loss
- **11/11 at IND:** Recorded two tackles, including one for loss
- **11/25 at BUF:** Started at NT and recorded four tackles (three solo)
- **12/16 vs. WAS:** Started at NT and recorded five tackles (four solo), including 1.0 sack and a tackle for loss
- **12/23 at MIA:** Started at NT and recorded three tackles (two solo)
- **12/30 at HOU:** Started at NT and recorded five tackles (two solo)

2017 (w/ JAX - 15/15, 3/2)

Started all 15 games in which he appeared and totaled 31 tackles (24 solo), including 1.0 sack and added six passes defended

- **9/10 at HOU:** Started at NT and assisted on two tackles and recorded a half sack, two quarterback hits and recovered one fumble
- **10/8 at PIT:** Started at NT and recorded five tackles (two solo), a half sack and a career-high three passes defended ... Tipped ball that was intercepted by LB **Telvin Smith** and returned for a TD
- **12/3 vs. IND:** Started at NT and recorded three solo tackles, one pass defended and one forced fumble

2016 (w/ JAX - 15/9)

Started nine of 15 games played ... Totaled 32 tackles (26 solo), including four for a loss, and one PD

- **10/16 at CHI:** Saw action at DT, making two solo tackles, including one tackle for loss
- **10/23 vs. OAK:** Totaled three solo tackles, including one tackle for a loss
- **11/20 at DET:** Started at DT and made five tackles (four solo), including one tackle for loss and one pass defended
- **12/18 at HOU:** Started at DT and recorded three tackles (two solo) and had one tackle for a loss

2015 (w/ JAX - 15/0)

Played in 15 games before being placed on the team's injured reserve list for the final regular season game ... Totaled 16 tackles (seven solo), 2.0 sacks, one forced fumble and one fumble recovery

- **10/4 at IND:** Saw action at DT and special teams and recorded his first career fumble recovery
- **10/11 at T.B.:** Made five tackles (three solo), including two tackles for loss and recorded one pass defended

- **11/15 at BAL:** Made four tackles (one solo), including a sack-fumble that was recovered by DT **Tyson Alualu**

2014 (w/ JAX - 16/2)

Played in all 16 games for the first time in his career and registered a career-best 39 tackles (23 solo), 3.0 sacks, four tackles for loss, three quarterback hits and one forced fumble

- **10/5 vs. PIT:** Registered a career-high 2.0 sacks including a sack/forced fumble of QB **Ben Roethlisberger** early in the fourth quarter ... Also sacked Roethlisberger in the second quarter ... Added one QB pressure and one NFL
- **10/19 vs. CLE:** Made three solo tackles, one QB hit and one tackle for loss
- **12/7 vs. HOU:** Saw action at DT and matched his season-high with four tackles (three solo)
- **12/18 vs. TEN:** Made first career start and totaled a career-high five tackles (three solo) along with one sack ... Sacked QB **Charlie Whitehurst** for a 3-yard loss on the opening possession
- **12/28 at HOU:** Started for the second consecutive game and totaled three tackles (one solo)

2013 (w/ JAX - 8/0)

Played in eight games as a rookie after earning a roster spot as an undrafted free agent ... Totaled nine tackles, 0.5 sacks and one QB hit

- **10/6 at STL:** Made NFL debut and saw action on defense
- **10/20 vs. SD:** Made first career tackle
- **12/22 vs. TEN:** Saw extensive action in DL rotation and posted a career-high four tackles (three solo), one QB hit and split a sack with LB **Paul Posluszny** in the first quarter

COLLEGE (AT GEORGIA, 2009-12)

- Three-year letterman and appeared in 46 games, making 26 starts at DE and DT
- Career totals include 107 tackles (52 solo), 35 QB pressures, 13.5 tackles for a loss, 5.0 sacks and two forced fumbles
- Received the David Jacobs Award as a player who, by example, portrays courage, spirit, character and determination
- Majored in communication studies

PERSONAL

- Attended Northside (Ga.) High School
- USA Today All-USA second-team selection
- Married to his wife, Kate

REGULAR SEASON STATISTICS

YEAR	TEAM	GP/GS	TKL	SOLO	ASST	SACKS	FF	FR	PD	TFL
2013	JAX	8/0	9	8	1	0.5	0	0	0	0
2014	JAX	16/2	39	23	16	3.0	1	0	1	3
2015	JAX	15/0	16	7	9	2.0	1	1	2	3
2016	JAX	15/9	32	26	6	0.0	0	0	1	4
2017	JAX	15/15	31	24	7	1.0	1	1	6	1
2018	JAX	15/6	29	21	8	1.0	0	0	2	5
2019	JAX	16/15	31	15	16	2.0	0	1	0	1
NFL totals:		7 yrs. 100/47	188	125	63	9.5	3	3	12	17

Single Game Career Highs

Tackles: 5 (five times, last: 12/16/18 vs. WAS) **Sacks:** 2.0 (10/5/14 vs. PIT)

Forced fumbles: 1 (twice, last: 11/15/15 at BAL) **Fumble recoveries:** 1 (three times, last: 11/24/19 at TEN)

Passes defended: 3 (10/8/17 at PIT)

POSTSEASON CAREER STATISTICS

YEAR	TEAM	GP/GS	TKL	SOLO	ASST	SACKS	FF	FR	PD	TFL
2017	JAX	3/2	7	6	1	0.0	0	0	1	1
NFL totals:		6 yrs. 3/2	7	6	1	0.0	0	0	1	1

#95 ABRY JONES




2019 GAME-BY-GAME STATISTICS

DATE	OPP	TKL	SOLO	ASST	SACKS	FF	FR	PD	TFL
09/08	vs. Kansas City	2	1	1	0.0	0	0	0	0
09/15	at Houston	0	0	0	0.0	0	0	0	0
09/19	vs. Tennessee	3	1	2	0.0	0	0	0	0
09/29	at Denver	0	0	0	0.0	0	0	0	0
10/06	at Carolina	2	0	2	0.0	0	0	0	0
10/13	vs. New Orleans	3	2	1	0.0	0	0	0	0
10/20	at Cincinnati	2	2	0	1.0	0	0	0	1
10/27	vs. N.Y. Jets	4	0	4	0.5	0	0	0	0
11/03	vs. Houston	5	4	1	0.0	0	0	0	0
BYE WEEK									
11/17	at Indianapolis	0	0	0	0.0	0	0	0	0
11/24	at Tennessee	2	2	0	0.0	0	1	0	0
12/01	vs. Tampa Bay	1	0	1	0.0	0	0	0	0
12/08	vs. L.A. Chargers	3	2	1	0.0	0	0	0	0
12/15	at Oakland	2	1	1	0.0	0	0	0	0
12/22	at Atlanta	1	0	1	0.0	0	0	0	0
12/29	vs. Indianapolis	1	0	1	0.5	0	0	0	0
2019 totals:		31	15	16	2.0	0	1	0	1



85



CHARLES JONES

TIGHT END
6-4 | 255 LBS | 8-5-1996
TULANE
NEW ORLEANS, LOUISIANA
ACQ: PRACTICE SQUAD 2019
EXP: ROOKIE



TRANSACTIONS

Signed by Jacksonville as an undrafted rookie on 5/10/19 ... Released by Jacksonville on 8/31/19 ... Signed by Jacksonville to the practice squad on 9/1/19 ... Promoted to Jacksonville's 53-man roster on 11/18/19

PRO (GAMES PLAYED/STARTED - 4/0)

Rookie TE spent Weeks 1-11 on the team's practice squad before being activated to the 53-man roster on Nov. 18

2019 (w/ JAX - 4/0)

Appeared in four games during his rookie campaign and caught one pass for 5 yards

- **11/24 at TEN:** Made his NFL debut, seeing action on offense and special teams
- **12/1 vs. T.B.:** Saw six snaps at TE
- **12/8 vs. LAC:** Saw action at TE and on special teams
- **12/15 at OAK:** Inactive
- **12/22 at ATL:** Inactive
- **12/29 vs. IND:** Saw action at TE, recording his first career reception for 5 yards

COLLEGE (AT TULANE, 2014-18)

- Was a four-year letterman for the Green Wave, playing in 40 games with 22 starts, amassing 51 receptions for 407 yards (8.0 rec. avg.) for eight TDs
- Saw action in 10 games as a senior in 2018, registering 10 receptions for 53 yards
- Started 10 games for the Green Wave during his junior season in 2017, hauling in 13 receptions for 84 yards and two TDs
- Played in all 12 games with five starts as a sophomore in 2015, catching 17 passes for 131 yards (7.7 rec. avg.) and three TDs ... Tied for second on the team in TD receptions
- Saw action in 12 games with six starts as a true freshman, collecting 21 receptions for 192 yards (9.1 rec. avg.) and three TDs ... Earned honorable mention Freshman All-American recognition from College Sports Madness

PERSONAL

- Attended St. Augustine (New Orleans, La.) High School where he was ranked the No. 55 tight end nationally and listed as the No. 67 recruit in the state by ESPN
- Hauled in 37 passes for 602 yards and seven TDs as a senior in 2013
- Helped lead the Purple Knights to a combined 26-10 overall record with three trips to the state playoffs, a District 10-4A title as a sophomore and a District 9-5A championship as a senior
- Also lettered twice in basketball
- Cousin, **Jacoby Jones**, played in the NFL for the Houston Texans and the Baltimore Ravens

REGULAR SEASON STATISTICS

YEAR	TEAM	GP/GS	RECS	YDS	AVG.	LG	TD
2019	JAX	4/0	1	5	5.0	5	0
NFL totals: 1 yr.		4/0	1	5	5.0	5	0

2019 GAME-BY-GAME STATISTICS

DATE	OPP	RECS	YDS	AVG.	LG	TD
09/08	vs. Kansas City			Practice Squad		
09/15	at Houston			Practice Squad		
09/19	vs. Tennessee			Practice Squad		
09/29	at Denver			Practice Squad		
10/06	at Carolina			Practice Squad		
10/13	vs. New Orleans			Practice Squad		
10/20	at Cincinnati			Practice Squad		
10/27	vs. N.Y. Jets			Practice Squad		
11/03	vs. Houston			Practice Squad		
BYE WEEK						
11/17	at Indianapolis			Practice Squad		
11/24	at Tennessee	0	0	-	-	0
12/01	vs. Tampa Bay	0	0	-	-	0
12/08	vs. L.A. Chargers	0	0	-	-	0
12/15	at Oakland			Inactive		
12/22	at Atlanta			Inactive		
12/29	vs. Indianapolis	1	5	5.0	5	0
2019 totals:		1	5	5.0	5	0





BEN KOYACK

TIGHT END
6-5 | 258 LBS | 4-9-1993
NOTRE DAME
OIL CITY, PENNSYLVANIA
ACQ: FREE AGENT 2018
EXP: 4TH YEAR



TRANSACTIONS

Originally drafted by Jacksonville in the seventh round (229th overall) of the 2015 draft ... Waived on 9/5/15 ... Signed by Jacksonville to the practice squad on 9/6/15 ... Signed with Jacksonville on 1/4/16 ... Waived by Jacksonville on 9/1/18 ... Signed by Jacksonville on 11/12/18 ... Waived by Jacksonville on 9/1/19 ... Signed by Jacksonville on 10/8/19

PRO (GAMES PLAYED/STARTED - 48/18, 3/0)

- Spent his rookie season in 2015 on the practice squad before spending the 2016-19 seasons on the active roster
- Career totals include 25 receptions for 208 yards and one TD
- Caught the game-winning TD pass from QB **Blake Bortles** against Buffalo in the 2017 AFC Wild Card game

2019 (w/ JAX - 11/6)

Appeared in 11 games, starting six, and caught one pass for 9 yards ... Spent training camp with Jacksonville before being waived on Sept. 5 and re-signing with the team prior to Week 6

- 10/13 vs. N.O.:** Made his first appearance of the season, playing 11 snaps at TE
- 10/20 at CIN:** Saw action on offense and special teams
- 10/27 vs. NYJ:** Saw action at TE
- 11/3 vs. HOU:** Made his first start at TE this season
- 11/17 at IND:** Saw action at TE, recording one reception for 9 yards
- 11/24 at TEN:** Started at TE
- 12/1 vs. T.B.:** Saw action on offense and special teams
- 12/8 vs. LAC:** Started at TE
- 12/15 at OAK:** Started at TE
- 12/22 at ATL:** Started at TE
- 12/29 vs. IND:** Started at TE

2018 (w/ JAX - 7/2)

Appeared in seven games during the 2018 campaign, starting two ... Spent training camp with Jacksonville before being waived/injured and re-signing with the team prior to Week 11

2017 (w/ JAX - 16/3, 3/0)

Appeared in all 16 games and recorded five receptions for 38 yards ... Caught the game-winning TD pass from QB **Blake Bortles** against Buffalo in the AFC Wild Card game

- 10/15 vs LAR:** Recorded one reception for a career long 21 yards
- 12/24 at S.F.:** Recorded two receptions for 10 yards, including a two-point conversion
- 1/7 vs. BUF:** Recorded a 1-yard, game-winning TD reception in the third quarter on fourth-and-one, which was his lone reception of the game

2016 (w/ JAX - 14/7)

Posted career-highs in receptions (19) and receiving yards (161) in 14 games during the 2016 season

- 10/27 at TEN:** Posted his first career receptions (five) for 41 yards (8.2 rec. avg.)
- 11/13 vs. HOU:** Earned his first career start at TE and caught three passes for 35 yards (11.7 rec. avg.)
- 11/20 at DET:** Started at TE and made one fumble recovery on special teams
- 1/1 at IND:** Started at TE and had three catches for 25 yards, including his first career touchdown reception, a 14-yard pass from QB **Blake Bortles**

COLLEGE (AT NOTRE DAME, 2011-14)

- Participated in the 2015 Senior Bowl
- Named to the Mackey Award Watch List, given annually to the most outstanding Tight End in FBS college football
- As a senior, started at tight end in all 13 games and totaled 30 receptions for 317 yards and two TDs

PERSONAL

- Played for Head Coach **Matt LaVerde** at Oil City (Pa.) High School
- Received first-team Pennsylvania all-state honors from Pennsylvania Sportswriters and Associated Press in 2010
- Rated best tight end in country and 25th-best prospect overall by Scout.com
- Recorded 62 receptions for 1,031 yards and 11 TDs as a senior ... Averaged 16.6 yards per catch

- Besides TE, played QB, WR, DE and LB
- Hails from family of musicians and is proficient playing trombone, piano and euphonium

REGULAR SEASON CAREER STATISTICS

YEAR	TEAM	GP/GS	NO	YDS	AVG	LG	TD
2015	JAX						
PRACTICE SQUAD							
2016	JAX	14/7	19	161	8.5	17	1
2017	JAX	16/3	5	38	7.6	21	0
2018	JAX	7/2	0	0	-	-	0
2019	JAX	11/6	1	9	9.0	9	0
NFL totals: 4 yrs.		48/18	25	208	8.3	21	1


POSTSEASON CAREER STATISTICS

YEAR	TEAM	GP/GS	NO	YDS	AVG	LG	TD
2017	JAX	3/0	2	22	11.0	21	1
NFL totals: 2 yr.		3/0	2	22	11.0	21	1

2019 GAME-BY-GAME STATISTICS

DATE	OPP	RECs	YDS	AVG.	LG	TD
09/08	vs. Kansas City			Not on team		
09/15	at Houston			Not on team		
09/19	vs. Tennessee			Not on team		
09/29	at Denver			Not on team		
10/06	at Carolina			Not on team		
10/13	vs. New Orleans	0	0	-	-	0
10/20	at Cincinnati	0	0	-	-	0
10/27	vs. N.Y. Jets	0	0	-	-	0
11/03	vs. Houston	0	0	-	-	0
BYE WEEK						
11/17	at Indianapolis	1	9	9.0	9	0
11/24	at Tennessee	0	0	-	-	0
12/01	vs. Tampa Bay	0	0	-	-	0
12/08	vs. Los Angeles	0	0	-	-	0
12/15	at Oakland	0	0	-	-	0
12/22	at Atlanta	0	0	-	-	0
12/29	vs. Indianapolis	0	0	-	-	0
2019 totals:		1	9	9.0	9	0





JOSH LAMBO

KICKER
6-0 | 215 LBS | 11-19-1990
TEXAS A&M
LANSING, MICHIGAN
ACQ: FREE AGENT (2017)
EXP: 5TH YEAR



TRANSACTIONS

Originally signed by San Diego as an undrafted rookie on 5/12/15 ... Waived by San Diego on 9/2/17 ... Signed with Jacksonville on 10/17/17 ... Placed on injured/reserve on 12/28/18 ... Re-signed on 2/13/19

PRO (GAMES PLAYED - 71,3)

- Fifth-year K set, and then tied, a Jaguars record when he made 24 consecutive FGs from Nov. 19, 2017 - Nov. 11, 2018 and from Dec. 2, 2018 - Nov. 3, 2019
- Owns a franchise-best 94.7 FG percentage (min: 25 attempts), which is the highest by any player in the NFL since 2017 (min. 10 FGA)
- Ranks third in franchise history in made FGs (71) and fourth in PATs (60)
- Has made 71 of 75 FG attempts with the Jaguars since he signed with the team on Oct. 17, 2017
- Has made all 42 FG attempts in home games since joining the Jaguars, becoming the only kicker in the NFL since 2017 to connect on 100 percent of their kicks in home games (min. five attempts)
- Set the franchise record for the most FGs in a single season (32) in 2019

2019 (w/ JAX - 16)

Earned AP second-team All-Pro honors after making 19 of 20 PATs and 33 of 35 FGs attempted, including 4 of 4 from 50-plus yards ... His 97.1 FG pct. is the highest in a single season in franchise history and led the NFL among kickers with at least five FG attempts ... Set the franchise record for the most FGs in a single season with 33

- **9/8 vs. K.C.:** Connected on FGs from 23 and 37 yards, as well as both PAT attempts
- **9/15 at HOU:** Connected on FGs from 32 and 40 yards
- **9/19 vs. TEN:** Converted on FGs from 40 and 48 yards, finishing with eight points ... Posted his first special teams tackle of the season
- **9/29 at DEN:** Connected on all four of his FG attempts (25, 40, 34, 33), tying his career-high, including a 33-yard game-winning FG as time expired
- **10/6 at CAR:** Converted on FGs from 35 and 38 yards, as well as three PAT attempts for nine total points
- **10/13 vs. N.O.:** Connected on FGs from 22 and 33 yards
- **10/20 at CIN:** Tied a career-best four FGs made, converting on FGs from 21, 29, 37 and 26 yards
- **10/27 vs. NYJ:** Converted on all three FG attempts from 29, 43 and 24 yards
- **11/3 vs. HOU:** Made his only FG attempt of the game from 30 yards
- **11/17 at IND:** Missed his only FG attempt (46) of the game
- **11/24 at TEN:** Connected on both FGs attempts (49, 50)
- **12/1 vs. T.B.:** Connected on a season-long 53 yard FG attempt
- **12/8 vs. LAC:** Made his only FG attempt from 26 yards
- **12/15 at OAK:** Converted on both FG tries (28 and 43 yards) and both PATs
- **12/22 at ATL:** Converted on both FG attempts from 40 and 27 yards ... Became the eighth kicker in NFL history to post a FG percentage of at least 96.0 with at least 30 FG attempts in a single season
- **12/29 vs. IND:** Was 3 of 3 on FG attempts, including two from 50-plus yards, connecting on 20, 53 and 56 yard FGs

2018 (w/ JAX - 13)

Played in 13 games on the season, connecting on 19 of 21 FGs

- **10/28 vs. PHI:** Converted on FGs of 24, 33, 51 and a career-long 57 yards, marking the first time in his career converting two 50-plus yard FGs in the same game ... Extended streak to 23 consecutive FGs made, topping previous record of 20 set by Ks **Josh Scobee** and **Mike Hollis**

2017 (w/ JAX - 10/3)

Signed with the team prior to its Week 6 game at IND ... Finished the season 19 of 20 on FGs (95 percent), including 12 of 12 at TIAA Bank Field ... His 95 FG percentage is the highest mark in Jaguars single-season history among kickers with at least 10 FG attempts

- **11/12 vs. LAC:** Converted a 34-yard FG with three seconds remaining in the fourth quarter to send the game to OT, before converting a game-winning 30-yard FG in the extra session

2016 (w/ S.D. - 16)

Led the NFL with 67 touchbacks on kickoffs, and made 26 of his final 32 field goal attempts ... After two seasons with the team, ranked sixth in franchise annals with 52 career made FGs

2015 (w/ S.D. - 16)

Scored a rookie-leading 106 points, making 26 of 32 FGs (81.3 percent) and 28

of 32 PATs (87.5 percent)

COLLEGE (AT TEXAS A&M, 2012-14)

- Converted 84 percent of FG tries (21 of 25) to become the most accurate kicker in school history
- Earned second-team All-SEC honors by the Associated Press in 2014
- As a senior, connected on 97 percent on all of his kicks, going 12 of 14 on FGs and 53 of 53 on PATs

PERSONAL

- Originally attended Middleton (Wis.) High School, before attending Edison Academic Center in Brandeton, Fla. to focus on soccer
- At age 14, Lambo was one of the United States' top young goalkeeping prospects and was invited to train with the U.S. National Team
- At age 15, joined Everton FC of Europe's Premier League as a trailist where he trained alongside former U.S. star **Tim Howard**
- In 2008, was the No. 8 overall pick in Major League Soccer's draft by FC Dallas
- Has built a lasting relationship with the North Florida School of Special Education in Jacksonville by visiting classrooms, taking teachers on shopping sprees and holding drives for school supplies that directly benefit the school

REGULAR SEASON STATISTICS

YEAR	TEAM	GP	PAT	ATT	FG	FGA	PCT	LG	PTS
2015	S.D.	16	28	32	26	32	81.3	54	106
2016	S.D.	16	42	46	26	32	81.3	47	120
2017	JAX	10	22	24	19	20	95.0	56	79
2018	JAX	13	19	20	19	21	90.5	57	76
2019	JAX	16	19	20	33	34	97.1	56	118
NFL totals: 5 yrs.		71	130	142	123	139	88.5	57	499

Single Game Career Highs

PATs made: 6 (12/17/17 vs. HOU)	PATs attempts: 6 (12/17/17 vs. HOU)
Field goals made: 4 (five times; last: 10/20/19 at CIN)	Field goal attempts: 4 (five times; last: 10/20/19 at CIN)
Longest field goal: 57 (10/28/18 vs. PHI)	Points: 15 (10/23/16 at ATL)

POSTSEASON STATISTICS

YEAR	TEAM	GP	PAT	ATT	FG	FGA	PCT	LG	PTS
2017	JAX	3	9	9	4	4	100.0	54	21
NFL totals: 5 yrs.		3	9	9	4	4	100.0	54	21

2019 GAME-BY-GAME STATISTICS

DATE	OPP	PAT	ATT	FG	FGA	PCT	LG	PTS
09/08	vs. Kansas City	2	2	2	2	100.0	37	8
09/15	at Houston	0	0	2	2	100.0	40	6
09/19	vs. Tennessee	2	2	2	2	100.0	48	8
09/29	at Denver	2	2	4	4	100.0	40	14
10/06	at Carolina	3	3	2	2	100.0	38	9
10/13	vs. New Orleans	0	0	2	2	100.0	32	6
10/20	at Cincinnati	1	1	4	4	100.0	37	13
10/27	vs. N.Y. Jets	2	3	3	3	100.0	43	11
11/03	vs. Houston	0	0	1	1	100.0	30	3
BYE WEEK								
11/17	at Indianapolis	1	1	0	1	0.0	0	1
11/24	at Tennessee	0	0	2	2	100.0	50	6
12/01	vs. Tampa Bay	0	0	1	1	100.0	53	3
12/08	vs. L.A. Chargers	1	1	1	1	100.0	26	4
12/15	at Oakland	2	2	2	2	100.0	43	8
12/22	at Atlanta	0	0	2	2	100.0	40	6
12/29	vs. Indianapolis	3	3	3	3	100.0	56	12
2019 totals:		19	20	33	34	97.1	56	118

65



BRANDON LINDER

OFFENSIVE LINEMAN
6-6 | 315 LBS | 1-25-1992
MIAMI (FLA.)
SOUTHWEST RANCHES, FLORIDA
ACQ: THIRD ROUND OF 2014 DRAFT (93RD)
EXP: 6TH YEAR



TRANSACTIONS

Originally drafted by Jacksonville in the third round (93rd overall) of the 2014 draft ... Placed on reserve/injured list on 10/5/15 ... Re-signed on 7/26/17... Placed on reserve/injured on 11/13/18

PRO (GAMES PLAYED/STARTED - 70/70, 3/3)

- Became 24th offensive lineman drafted by the Jaguars in franchise history
- First player from the University of Miami ever drafted by the Jaguars
- Switched from RG to C prior to the 2016 season
- Was named an offensive team captain for the 2019 season for the third time in his career

2019 (w/ JAX - 16/16)

Started all 16 games in which he appeared at C ... Part of an offensive line that helped RB **Leonard Fournette** gain 1,674 yards from scrimmage ... Fournette became the only Jaguars player since 2011 to post at least 1,500 scrimmage yards in a single season

- **9/8 vs. K.C.:** Started at C and helped the team rush for 81 yards
- **9/15 at HOU:** Started at C
- **9/19 vs. TEN:** Started at C and played in all 54 offensive snaps
- **9/29 at DEN:** Started at C, aiding in RB **Leonard Fournette's** career-high 225 yards rushing and an average of 7.1 yards per carry ... The team finished with 269 total net rushing yards, the second-most in franchise history
- **10/6 at CAR:** Started at C, helping RB **Leonard Fournette** eclipse the 100-yard mark in back-to-back games for the first time since his rookie season in 2017
- **10/13 vs. N.O.:** Started at C
- **10/20 at CIN:** Started at C, paving the way for RB **Leonard Fournette's** 131 yards rushing
- **10/27 vs. NYJ:** Started at C
- **11/3 vs. HOU:** Started at C
- **11/17 at IND:** Started at C
- **11/24 at TEN:** Started at C
- **12/1 vs. T.B.:** Started at C
- **12/8 vs. LAC:** Started at C
- **12/15 at OAK:** Started at C
- **12/22 at ATL:** Started at C
- **12/29 vs. IND:** Started at C

2018 (w/ JAX - 9/9)

Selected as an offensive captain by his teammates for the 2018 season

- **9/9 at NYG:** Started at C and helped the team rush for 137 yards

2017 (w/ JAX - 13/13, 3/3)

Selected as an offensive captain by his teammates for the 2017 season ... Part of an offensive line that helped the team lead the league in rushing for the first time in franchise history and allowed a franchise-low 24 sacks

- **9/10 at HOU:** Started at C and helped pave the way for the team to rush for 155 yards ... Did not allow a sack
- **9/24 vs. BAL:** Started at C and helped the team rush for 166 yards and did not allow a sack
- **10/1 at NYJ:** Started at C and helped the team rush for 175 yards
- **11/5 vs. CIN:** Started at RG in place of injured **A.J. Cann** and helped the team rush for 149 yards ... Part of a unit that allowed zero sacks for the third time on the season
- **11/19 at CLE:** Started at C and helped the team rush for 139 yards
- **12/10 vs. SEA:** Started at C and helped the team rush for 156 yards and did not allow a sack
- **12/17 vs. HOU:** Started at C and helped the team rush for 138 yards
- **1/14 at PIT:** Started at C and helped the team rush for 164 yards and did not allow a sack

2016 (w/ JAX - 14/14)

Part of an offensive line that allowed its fewest sacks since 2007 (34)

- **9/11 vs. G.B.:** Made his first career start at C in team's season opener
- **10/2 vs. IND:** Started at C, helping the team rush for 136 yards
- **11/6 at K.C.:** Started at C, helping the team rush for a season-high 205 yards
- **11/20 at DET:** Started at C and was part of an offensive line that did not allow a sack
- **12/4 vs. DEN:** Started at C and helped the team rush for 154 yards

2015 (w/ JAX - 3/3)

Placed on season-ending IR because of surgery to repair a labral tear in his left

shoulder after injury suffered in Week 3

- **9/13 vs. CAR:** Started at RG to kick off his second season with the Jaguars
- **9/20 vs. MIA:** Helped the Jaguars rush for 123 yards and did not allow a sack

2014 (w/ JAX - 15/15)

Started 15 games at RG as a rookie ... Part of OL that helped club finish sixth in the NFL in average per rush (4.5)


- **9/7 at PHI:** Started at RG in his NFL debut, one of three Jaguars rookies to start on opening day (WR **Marqise Lee**, WR **Allen Hurns**)
- **10/19 vs. CLE:** Helped pave the way for an offense that rushed for a season-high 185 yards
- **10/26 vs. MIA:** Helped paved the way for the club to rush for 176 yards, which was the first time since 2010 the team eclipsed 150-plus rushing yards in back-to-back games
- **12/28 at HOU:** Started at RG and was part of OL that helped team produce 121 yards on 14 carries (8.6 avg.)

COLLEGE (AT MIAMI (FLA.), 2010-13)

- Four-year starter and started 42 games (37 at RG, 2 at LT, 3 at C)
- Finished career with 35 TD-resulting blocks and 275 key blocks/knockdowns
- As a senior, named team's Most Valuable Player after leading team with 90 percent grade for blocking consistency, 11 TD-resulting blocks and 84 knockdowns
- Majored in health education

PERSONAL

- Attended St. Thomas Aquinas High School in Ft. Lauderdale, Fla.
- Named U.S. Army All-American and was rated the third-best center in the country by Rivals.com
- Helped team compile a 28-1 record during his final two seasons and captured the Class 5A state title as a junior
- Twitter handle is @BrandonLinder65
- Has built a lasting relationship with the Ronald McDonald House Charities of Jacksonville, including sponsoring the annual family holiday party



34



JEREMY MCNICHOLS

RUNNING BACK
 5-9 | 205 LBS | 12-26-1995
 BOISE STATE
 LONG BEACH, CALIFORNIA
 ACQ: PRACTICE SQUAD 2019
 EXP: 1ST YEAR



TRANSACTIONS

Originally drafted by Tampa Bay in the fifth round (162nd overall) of the 2017 NFL Draft ... Released by Tampa Bay on 9/2/17 ... Signed by San Francisco to the practice squad on 9/4/17 ... Promoted from the practice squad to the active roster by San Francisco on 11/29/17 ... Released by San Francisco on 9/1/18 ... Signed by Indianapolis to the practice squad on 9/4/18 ... Released by Indianapolis on 9/13/18 ... Signed by Indianapolis to the practice squad on 9/19/18 ... Promoted from the practice squad to the active roster by Indianapolis on 9/28/18 ... Released by Indianapolis on 10/2/18 ... Signed by Denver to the practice squad on 10/10/18 ... Released by Denver on 12/3/18 ... Signed by Tennessee on 12/3/18 ... Released by Tennessee on 8/31/19 ... Signed by Chicago to the practice squad on 11/20/19 ... Released by Chicago on 12/11/19 ... Signed by Jacksonville to the practice squad on 12/17/19 ... Promoted to the 53-man roster on 12/28/19

PRO (GAMES PLAYED/STARTED - 4/0)

- First-year running back has appeared in four career games
- Originally drafted by Tampa Bay in the fifth round (162nd overall) of the 2017 NFL Draft and has spent time with San Francisco (2017), Indianapolis (2018), Denver (2018), Tennessee (2018) and Chicago (2019)

2019 (w/ CHI - ps, JAX - 1/0)

Spent the preseason with Tennessee before being released on Aug. 31 and signing with Chicago to the practice squad on Nov. 20 ... Was released by Chicago on Dec. 11 before signing with Jacksonville's practice squad on Dec. 17 ... Was promoted to the Jaguars active roster prior to Week 17

- **12/29 vs. IND:** Saw action on offense

2018 (w/ IND - 1/0, DEN - ps, TEN 0/0)

Spent the first four weeks of the season with Indianapolis, appearing in one game and rushing twice for 4 yards ... Was released by Indianapolis on Oct. 2 ... Spent the final four weeks of the season with Tennessee, and did not see any game action after being signed off of the Broncos practice squad on Dec. 3

- **9/30 vs. HOU:** Ran twice for 4 yards (2.0 rush avg.)

2017 (w/ S.F. - 2/0)

Spent the preseason with Tampa Bay before being released and signed by San Francisco on Sept. 4 ... Appeared in two games during his rookie campaign

- **12/17 vs. TEN:** Made his NFL debut, seeing action on special teams

COLLEGE (AT BOISE STATE, 2014-16)

- Played in 34 games, while starting the final 25 contests at Boise State, rushing 571 times for 3,205 yards (5.6 avg.) and 44 TDs
- Caught 103 passes for 1,089 yards and 11 TDs ... Also returned 28 kickoffs for 554 yards (19.8 avg.)
- Earned second-team All-Mountain West honors in both 2016 and 2015
- As a junior (2016), started all 13 games and rushed 314 times for 1,709 yards (5.4 avg.) and 23 TDs ... Also posted 37 receptions for 474 yards (12.8 avg.) and four TDs
- His 1,709 rushing yards and 27 total TDs in 2016 were the third-most in a single season in Boise State history, while his 23 rushing TDs were the fourth-most in school history ... He ranked second in the NCAA in total TDs, while standing third in rushing TDs

PERSONAL

- Attended Santa Margarita (Calif.) High School where he registered 173 carries for 877 yards and nine TDs ... Also hauled in 72 receptions for 934 yards and 10 TDs
- As a senior in 2013, had 163 carries for 798 yards and eight TDs and 17 receptions for 191 yards and two TDs, earning first-team all-league, all-region and all-state honors
- Follow McNichols on Twitter and Instagram at @JeremyMcNichols


REGULAR SEASON STATISTICS

YEAR	TEAM	GP/GS	NO	RUSHING				RECEIVING				
				YDS	AVG	LG	TD	NO	YDS	AVG	LG	TD
2017	S.F.	2/0	0	0	0.0	0	0	0	0	0.0	0	0
2018	IND/TEN	1/0	2	4	2.0	7	0	0	0	0.0	0	0
2019	JAX	1/0	0	0	0.0	0	0	0	0	0.0	0	0
NFL totals: 1 yr.			4/0	0	0.0	0	0	0	0	0.0	0	0

Additional Statistics: One special teams tackles in 2017

2019 GAME-BY-GAME STATISTICS

DATE	OPP	RUSHING				RECEIVING						
		NO	YDS	AVG	LG	TD	NO	YDS	AVG	LG	TD	
09/08	vs. Kansas City											
09/15	at Houston											
09/19	vs. Tennessee											
09/29	at Denver											
10/06	at Carolina											
10/13	vs. New Orleans											
10/20	at Cincinnati											
10/27	vs. N.Y. Jets											
11/03	vs. Houston											
BYE WEEK												
11/17	at Indianapolis											
W/CHI												
11/24	vs. N.Y. Giants											
11/28	at Detroit											
12/5	vs. Dallas											
12/15	at Green Bay											
W/JAX												
12/22	at Atlanta											
12/29	vs. Indianapolis	0	0	-	-	0	0	0	-	-	0	0
2019 totals:			0	0	-	-	0	0	-	-	0	0



DOUG MIDDLETON

SAFETY
6-0 | 210 LBS | 9-25-93
APPALACHAIN STATE
WINSTON-SALEM, NORTH CAROLINA
ACQ: PRACTICE SQUAD 2019
EXP: 3RD YEAR



TRANSACTIONS

Originally signed by the N.Y. Jets as an undrafted rookie on 5/6/16 ... Waived by the N.Y. Jets on 9/3/16 ... Signed by the N.Y. Jets to the practice squad on 9/4/16 ... Promoted to the active roster on 11/27/18 ... Placed on Reserve/Injured on 9/2/17 ... Placed on Reserve/Injured on 10/23/18 ... Released by the N.Y. Jets on 9/1/19 ... Signed by Miami on 9/18/19 ... Released by Miami on 10/12/19 ... Signed by Miami to the practice squad on 10/31/19 ... Released by Miami on 11/12/19 ... Signed by Jacksonville to the practice squad on 11/26/19 ... Promoted to the 53-man roster on 12/17/19

PRO (GAMES PLAYED/STARTED - 14/4)

- Third-year safety has appeared in 13 games, starting four, collecting 28 tackles (21 solo) and four passes defended
- Has spent time with the N.Y. Jets (2016-18) and Miami (2019) before signing with the Jaguars prior to Week 13

2019 (w/ JAX - 2/0)

Appeared in two games on special teams and collected two tackles ... Was signed to Jacksonville's practice squad prior to Week 13 after spending the preseason with the N.Y. Jets and Weeks 3-12 in Miami ... Was promoted by Jacksonville from the practice squad to the active 53-man roster on Dec. 17 prior to Week 16

- **12/22 at ATL:** Made his Jaguars debut and saw action on special teams
- **12/29 vs. IND:** Saw action on special teams and collected two special teams tackles

2019 (w/ NYJ - 0/0, MIA - 1/0)

Spent the preseason with the N.Y. Jets before being released and signed by Miami ... Saw action in one game for Miami before being released on Oct. 12 and then re-signed to the practice squad on Oct. 31

- **9/29 at LAC:** Saw action on defense and special teams

2018 (w/ NYJ - 7/4)

Logged career highs in tackles (22) and passes defended (three) after starting four of seven games before finishing the season on injured reserve

- **9/10 at DET:** Notched five tackles (four solo) and one pass defended
- **9/20 at CLE:** Posted a career high 10 tackles (nine solo) and one pass defended

2017 (w/ NYJ - 0/0)

Missed the entire season after being placed on the Reserve/Injured list with an injury suffered during training camp

2016 (w/ NYJ - 4/0)

Spent the final four weeks of the season on the active roster after joining the practice squad as an undrafted free agent following training camp ... Registered five tackles on defense, one pass defended and one TD on a kickoff recovery in the season finale

- **1/1 vs. BUF:** Returned a kickoff for a TD ... Became the first player since 1984 to score a touchdown on a kickoff recovery after the ball was not fielded and recovered by him in the end zone

COLLEGE (AT APPALACHAIN STATE, 2011-15)

• Played in five seasons at Appalachian State where he tallied 173 tackles (113 solo), 16 passes defended, 9.5 TFL, six INTs and two forced fumbles in 37 games played

• Played and started in all 12 games in 2015, amassing 53 tackles on the season and earning Honorable-mention all-Sun Belt conference honors

• Started all 12 games at FS in 2014 as a junior and was tied for third in the Sun Belt in interceptions (four), ranked fourth in the conference in pass defenses (10) and tied for 24th in the league in total tackles (74) ... Earned first-team all-Sun Belt conference honors

PERSONAL

- Attended Parkland (Winston-Salem, N.C.) High School
- Full name is Douglas O'Neal Middleton, Jr.
- First cousin, **Greg Jones**, played fullback at Florida State and professionally with the Jaguars and the Houston Texans
- Created the 'Dream The Impossible' Initiative in 2017, to bring awareness to mental health, provide children a way to realize their dreams and also as a way

to honor A.J. Morrison, his childhood friend who after a struggle with severe depression took his own life

REGULAR SEASON STATISTICS

YEAR	TEAM	GP/GS	TKL	SOLO	ASST	SACKS	FF	FR	PD	INT
2016	NYJ	4/0	6	3	3	0.0	0	0	1	0
2017	NYJ									
INJURED RESERVE										
2018	NYJ	7/4	22	18	4	0.0	0	0	3	0
2019	MIA/JAX	3/0	0	0	0	0.0	0	0	0	0
NFL totals:		3 yrs.	14/4	28	21	7	0.0	0	4	0

Tackles:

10 (9/20/18 at CLE)

Passes defended:

1 (four times; last: 10/21/19 at MIN)

Additional Statistics: Seven special teams tackles in 2018, two in 2019; one kickoff return for a TD

2019 GAME-BY-GAME STATISTICS

DATE	OPP	TKL	SOLO	ASST	SACKS	FF	FR	PD	INT	
09/08	vs. Kansas City									
09/15	at Houston									
W/MIA										
09/22	at Dallas									
Inactive										
09/29	vs. L.A. Chargers	0	0	0	0.0	0	0	0	0	
BYE WEEK										
10/13	vs. Washington									
Not on team										
10/20	at Buffalo									
Not on team										
10/28	at Pittsburgh									
Not on team										
11/03	vs. N.Y. Jets									
Practice squad										
11/10	at Indianapolis									
Practice squad										
11/17	vs. Buffalo									
Not on team										
11/24	at Cleveland									
Not on team										
W/JAX										
12/01	vs. Tampa Bay									
Practice squad										
12/08	vs. Los Angeles									
Practice squad										
12/15	at Oakland									
Practice squad										
12/22	at Atlanta	0	0	0	0.0	0	0	0	0	
12/29	vs. Indianapolis	0	0	0	0.0	0	0	0	0	
2019 totals:		0	0	0	0.0	0	0	0	0	

15



GARDNER MINSHEW II

QUARTERBACK

6-1 | 225 LBS | 5-16-1995

WASHINGTON STATE

BRANDON, MISSISSIPPI

ACQ: SIXTH ROUND OF 2019 DRAFT (178TH)

EXP: ROOKIE



TRANSACTIONS

Originally drafted by Jacksonville in the sixth round (178th overall) of the 2019 NFL Draft

PRO (GAMES PLAYED/STARTED - 14/12)

- Rookie QB was drafted by Jacksonville in the sixth round (178th overall) of the 2019 NFL Draft
- His 21 passing TDs and 3,271 passing yards in 2019 are both the most by a rookie in franchise history
- Became the first player in franchise history to throw for at least 200 passing yards with a passer rating of at least 95.0 in five consecutive games
- Joined QBs **Dan Marino** (1983), **Robert Griffin III** (2012) and **Dak Prescott** (2016) as the only players in NFL history to throw for at least 20 TDs with six-or-fewer INTs during their rookie season

2019 (w/ JAX - 14/12)

Saw action in 14 games, starting 12 and completed 285 of 470 passes (60.6 comp. pct.) for 3,271 yards, 21 TDs and six INTs during his rookie season ... His passer rating of 91.7 led all NFL rookies (min. five pass attempts) while his passing yards (3,271) and TDs (21) ranked second among rookie QBs

- **9/8 vs. K.C.:** Stepped in for injured QB **Nick Foles** in the first quarter, completing 22 of 25 passes (88.0 pct.) for 275 yards, 2 TDs and one INT for a passer rating of 122.5 ... His 275 passing yards were the most-ever by a Jaguars player making his NFL debut and the fifth-most by a Jaguars rookie in a single game ... Completed his first 13 passes, becoming the first player in the last 40 years to complete their first 13 passes in their NFL debut ... His 88.0 completion percentage was the highest by any player with at least 15 pass attempts making their NFL debut in NFL history
- **9/15 at HOU:** Recorded his first career start at QB, completing 23 of 33 passes for 213 yards, 1 TD and a passer rating of 97.2 ... Also rushed six times for 56 yards (9.3 avg.) ... Became the only rookie in franchise history to throw for at least 200 passing yards in each of his first two career games played ... His 45 completions, 488 passing yards and three passing TDs are all the most by a Jaguars rookie through Week 2 in franchise history
- **9/19 vs. TEN:** Made his second career start at QB, completing 20 of 30 passes (66.7 pct.) for 204 yards and two TDs for a passer rating of 108.2 ... Tied a franchise record of three consecutive games with at least 200 passing yards and a passer rating of at least 95.0 ... Became the only rookie in franchise history to throw for at least 200 yards in each of his first three career games played
- **9/29 at DEN:** Started at QB, completing 19 of 33 passes for 213 yards and two TDs and finished the game with a 97.2 passer rating ... Led the team down the field, setting up K **Josh Lambo** for the game-winning 33-yard FG, marking his first career game winning drive ... Set a franchise record with four consecutive games throwing for at least 200 yards with a passer rating of 95.0-plus ... Became the first rookie in franchise history to throw for at least 900 yards through Week 4
- **10/6 at CAR:** Completed 26 of 44 passes (59.1 pct.) for 374 yards and two TDs for a passer rating of 101.9 ... Set the franchise rookie record for passing yards in a single game (374) ... Became the sixth rookie in NFL history to throw for at least 370 yards and two TDs with zero INTs
- **10/13 vs. N.O.:** Completed 14 of 29 passes for 163 yards and one INT ... His 1,442 passing yards were the most through six career games in Jaguars history
- **10/20 at CIN:** Completed 15 of 32 passes for 255 yards and one TD for a passer rating of 85.8
- **10/27 vs. NYJ:** Completed 22 of 34 passes (64.7 comp. pct.) for 279 yards and three TDs for a passer rating of 119.6 ... Became the first Jaguars rookie to throw for at least three TDs in a single game in franchise history
- **11/3 vs. HOU:** Started at QB, completing 27 of 47 passes (57.4 comp. pct.) for 309 yards and two INTs for a passer rating of 59.6
- **11/17 at IND:** Active, but did not play
- **11/24 at TEN:** Active, but did not play
- **12/1 vs. T.B.:** Came in at QB in the second half, completing 16 of 27 passes (59.3 comp. pct.) for 147 yards, one TD and one INT
- **12/8 vs. LAC:** Started at QB, completing 24 of 37 passes for 162 yards and one TD ... With his 15th TD pass of the season, a 12-yard TD pass to TE **Nick O'Leary** in the third quarter, Minshew II set the franchise record for the most TD passes in Jaguars history by a rookie
- **12/15 at OAK:** Completed 17 of 29 passes for 201 yards and two TDs, including the go-ahead TD pass to WR **Chris Conley** with 0:31 remaining
- **12/22 at ATL:** Completed 13 of 31 passes (41.9 comp. pct.) for 181 yards and one TD ... Became the only rookie over the last 25 seasons to throw for at least

eight TDs with zero INTs on the road

- **12/29 vs. IND:** Completed 27 of 39 passes (69.2 comp. pct.) for 295 yards, three TDs and one INT, finishing with a passer rating of 106.2

COLLEGE (AT WASHINGTON STATE, 2018)

- Graduated from East Carolina in December 2017 and enrolled at WSU in June 2018
- Finished fifth in the 2018 Heisman Trophy voting
- Won 2018 Johnny Unitas Golden Arm Award (nation's top senior of 4th-year junior QB), and was named a finalist for the Walter Camp Player of the Year and Davey O'Brien Award (nation's top QB)
- Named Pac-12 Conference Offensive Player of the Year and earned a spot on the All-Pac-12 First Team after leading the country in passing (367.6 yards per game)
- Set Pac-12 Conference and WSU single-season records in passing yards (4,779) and completions (468)

PERSONAL

- Attended Brandon (Miss.) High School
- Son of Flint and **Kim Minshew**
- Flint played football at Millsaps College (Miss.) and was named to the MC Athletic Hall of Fame
- Kim played basketball at Mississippi State
- Has two younger sisters, Meredith and Callie
- Hosted the annual 'Shop With a Jaguar' holiday event in which local children from around the Jacksonville area were treated to a shopping spree
- Spent part of his 2019 offseason roadtripping from Jacksonville, Fla. to Los Angeles, Calif. in an RV



#15 GARDNER MINSHEW II



REGULAR SEASON PASSING STATISTICS

YEAR	TEAM	P/S	COMP	ATT	PCT	YDS	AVG	TD	INT	SK	RTG
2019	JAX	14/12	285	470	60.6	3,271	7.0	21	6	33	91.2
NFL totals: 1 yr.		14/12	258	431	60.6	3,271	7.0	21	6	33	91.2

2019 GAME-BY-GAME PASSING STATISTICS

DATE	OPP	P/S	COMP	ATT	PCT	YDS	AVG	TD	INT	SK	RTG
9/08	vs. KC	1/0	22	25	88.0	275	11.0	2	1	1	122.5
9/15	at HOU	1/1	23	33	69.7	213	6.5	1	0	4	97.2
9/19	vs. TEN	1/1	20	30	66.7	204	6.8	2	0	0	110.6
9/29	at DEN	1/1	19	33	57.6	213	6.5	2	0	5	97.2
10/06	at CAR	1/1	26	44	59.1	374	8.5	2	0	2	101.9
10/13	vs. N.O.	1/1	14	29	48.3	163	5.6	0	1	2	51.4
10/20	at CIN	1/1	15	32	46.9	255	8.0	1	0	2	84.8
10/27	vs. NYJ	1/1	22	34	64.7	279	8.2	3	0	2	119.6
11/03	vs. HOU	1/1	27	47	57.4	309	6.6	0	2	3	59.6
BYE WEEK											
11/17	at IND					DNP					
11/24	at TEN					DNP					
12/01	vs. T.B.	1/0	16	27	59.3	147	5.4	1	1	2	71.1
12/08	vs. LAC	1/1	24	37	64.9	162	4.4	1	0	2	83.4
12/15	at OAK	1/1	17	29	58.8	201	6.9	2	0	2	102.8
12/22	at ATL	1/1	13	31	41.9	181	5.8	1	0	3	72.1
12/29	vs. IND	1/1	27	39	69.2	295	7.6	3	1	3	106.2
2019 totals:		14/12	258	431	60.6	3,271	7.0	21	6	33	91.2

Single Game Career Highs

Passing completions:

27 (two times; last: 12/29/19 vs. IND)

Passing attempts:

44 (10/6/19 at CAR)

Passing yards:

374 (10/6/19 at CAR)

Passer rating:

122.5 (9/8/19 vs. K.C.)

REGULAR SEASON RUSHING STATISTICS

YEAR	TEAM	ATT	YDS	AVG	TD
2019	JAX	67	344	5.1	0
NFL totals: 1 yr.		67	344	5.1	0

Single Game Career Highs

Rushing attempts:

9 (10/20/19 at CIN)

Rushing yards:

56 (9/15/19 at HOU)

Rushing long: 21 (9/15/19 at HOU)

2019 GAME-BY-GAME RUSHING STATISTICS

DATE	OPP	RUSHING				
		NO	YDS	AVG	LG	TD
09/08	vs. Kansas City	1	6	6.0	6	0
09/15	at Houston	6	56	9.3	21	0
09/19	vs. Tennessee	4	18	4.5	10	0
09/29	at Denver	1	2	2.0	2	0
10/06	at Carolina	7	42	6.0	11	0
10/13	vs. New Orleans	2	1	0.5	2	0
10/20	at Cincinnati	9	48	5.3	20	0
10/27	vs. N.Y. Jets	8	28	3.5	13	0
11/03	vs. Houston	4	34	8.5	10	0
BYE WEEK						
11/17	at Indianapolis					DNP
11/24	at Tennessee					DNP
12/01	vs. Tampa Bay	2	8	4.0	4	0
12/08	vs. L.A. Chargers	6	31	5.2	8	0
12/15	at Oakland	5	27	5.4	11	0
12/22	at Atlanta	7	36	5.1	17	0
12/29	vs. Indianapolis	5	7	1.4	7	0
2019 totals:		67	344	5.1	21	0

NOTE THE QUOTE: ON QB GARDNER MINSHEW II

"I give Gardner [Minshew II] a ton of credit for what he did, where he came from, how he handled his business. This is a young man that didn't get very many reps in the preseason and he ends up having to go in the Kansas City game ... He won more games than any other rookie quarterback and statistically, in less games, put himself in contention for Offensive Rookie of the Year."

- General Manager Dave Caldwell

THE GARDNER MINSHEW II FILE

On what fans should know about him: I'm a grill master. Throw me on the grill, whatever you want, however you like it cooked, I'll get it done for you.

On his hidden talents: I'm very good at ping pong. I'm also really good at pool volleyball. I like doing woodworking, craftsman-type stuff.

On his nickname while growing up: I've had a few: G, Gard, Gard-dog, G-money

On who is most responsible for getting him to the NFL: My parents. I'd like to think they raised me right and made me who I am today.

On what animal he would be: Silverback gorilla because they live in families of 50-60. They make beds out of plants so they live pretty comfortably. They eat good food and swing from trees, so, yeah. I wanted to be Tarzan when I grew up.

On what he would do if he didn't play football: I used to want to be a cowboy.

On a current Jaguar he looks up to: Definitely Nick Foles. Just the path that he's taken, the type of person he is through it all, someone that is very inspiring and someone that I want to learn from.

Best advice he ever received: The only thing you can control is how hard you work.


THE EVOLUTION OF THE 'STACHE



NWCC (2015)



ECU (2017)



WSU (2018)



JAX (2019)

On the origins of the 'stache: I've done weird facial hair stuff for a long time, but the 'stache caught on [at Washington State]. There were a bunch of us that were going to do it going into fall camp. We get about half way through it and everyone else quit on me. I was like, I'm going to do this longer than anybody and then it just caught on.

On if he thought the cult status would develop: Absolutely not. It's taken on a life of its own. *It calls the shots now. I'm just along for the ride.*



YANNICK NGAKOUE



DEFENSIVE END
6-2 | 246 LBS | 3-31-1995
MARYLAND
BOWIE, MARYLAND
ACQ: THIRD ROUND OF 2016 DRAFT (69TH)
EXP: 4TH YEAR



TRANSACTIONS

Originally drafted by Jacksonville in the third round (69th overall) of the 2016 NFL Draft

PRO (GAMES PLAYED/STARTED - 63/62, 3/3)

- Led the league with six forced fumbles in 2017 en route to his first career Pro Bowl nod
- His 37.5 career sacks rank second in franchise history
- Of his 37.5 career sacks, 12 have been strip-sacks
- His 37.5 sacks are the most by a Jaguars player through 63 career games in franchise history
- His 14 forced fumbles are the fourth-most in the NFL since 2016
- Is the only player over the last decade in the NFL to post at least 37.5 sacks and 14 forced fumbles through 63 career games
- Is currently tied for the most multi-sack games in franchise history

2019 (w/ JAX - 15/15)

Started in all 15 games in which he appeared ... Amassed a career-high 41 tackles (36 solo), 8.0 sacks, six passes defended, four forced fumbles and one fumble recovery ... Led the team by tying a career-best 13 TFL

- **9/8 vs. K.C.:** Started at DE, amassing three tackles, including one TFL
- **9/15 at HOU:** Did not play (inactive) due to a hamstring injury
- **9/19 vs. TEN:** Started at DE, collecting four tackles (two solo)
- **9/29 at DEN:** Started at DE, posting two tackles (one solo) and one pass defended
- **10/6 at CAR:** Started at DE, recording four tackles (three solo), one forced fumble and 2.0 sacks, marking his sixth career game with at least 2.0 sacks, tied for the second-most in franchise history.
- **10/13 vs. N.O.:** Started at DE, collecting one solo tackle and one pass defended
- **10/20 at CIN:** Started at DE, posting two solo tackles including one TFL and also added one pass defended and one INT ... Became the second defensive lineman in franchise history to register a pick six and the first since DE **Tony Brackens** on Nov. 28, 1999
- **10/27 vs. NYJ:** Started at DE and notched 2.0 sacks
- **11/3 vs. HOU:** Started at DE, compiling five tackles (four solo) and two TFL
- **11/17 at IND:** Started at DE, tallying four solo tackles, 1.0 sack and one forced fumble ... With his sack, Ngakoue eclipsed former DE **Joel Smeenge** for the second-most sacks in franchise history ... Posted his 12th career forced fumble, including his 11th career sack fumble
- **11/24 at TEN:** Started at DE, compiling two solo tackles and 1.0 sack, a strip-sack in the second quarter
- **12/1 vs. T.B.:** Started at DE, posting two solo tackles, including one TFL
- **12/8 vs. LAC:** Started at DE, compiling four tackles, including one TFL
- **12/15 at OAK:** Started at DE, notching five solo tackles, including four TFL and 2.0 sacks, and added one pass defended
- **12/22 at ATL:** Started at DE and notched one pass defended
- **12/29 vs. IND:** Started at DE, collecting two solo tackles and one forced fumble

2018 (w/ JAX - 16/16)

Started all 16 games for a second consecutive season and tallied 28 tackles, including 9.5 sacks ... Led the team with 33 QB hits

- **10/7 at K.C.:** Started at DE and recorded a sack for the second consecutive game
- **10/14 at DAL:** Started at DE and recorded four tackles, including 2.0 sacks and a tackle for loss ... Fifth multi-sack game of his career, making him one of only three Jaguars with five multi-sack games in franchise history
- **11/18 vs. PIT:** Started at DE and recorded 1.0 sack
- **12/2 vs. IND:** Started at DE and posted four solo tackles, including 1.0 sack
- **12/23 at MIA:** Started at DE and recorded two tackles, including 1.0 sack
- **12/30 at HOU:** Started at DE and recorded five tackles (three solo), including 1.5 sacks and one pass defended

2017 (w/ JAX - 16/16, 3/3)

Recorded a career-high 12.0 sacks and six forced fumbles en route to his first Pro Bowl appearance

- **9/10 at HOU:** Started at DE and recorded four tackles (three solo), 2.0 strip-sacks and one fumble recovery
- **10/1 at NYJ:** Started at DE and recorded two solo tackles, 2.0 sacks, one tackle for a loss and one forced fumble
- **10/22 at IND:** Started at DE and recorded seven quarterback hits, four tackles (three solo), three TFL and 2.5 sacks

- **11/19 at CLE:** Started at DE and recorded three tackles (two solo) and 2.5 sacks, two of which were strip-sacks
- **11/26 at ARI:** Started at DE and recorded two solo tackles, a strip-sack and one tackle for a loss ... His league-leading sixth forced fumble was returned for a touchdown by DL **Calais Campbell**
- **12/10 vs. SEA:** Started at DE and recorded one solo tackle, 1.0 sack and one tackle for a loss
- **12/31 at TEN:** Started at DE and recorded one solo tackle and one fumble recovery that he returned 67 yards for his first career touchdown
- **1/14 at PIT:** Started at DE and recorded three tackles (two solo), one tackle for a loss, one pass defended and one strip-sack that LB **Telvin Smith** returned 50 yards for a score

2016 (w/ JAX - 16/15)

One of two Jaguars (**Jeremy Mincey**) to post 8.0-plus sacks, four-plus forced fumbles and at least one INT in a single season ... Finished second in the NFL behind S.D. DE **Joey Bosa** with 8.0 sacks by a rookie ... Joins K.C. LB **Tamba Hali** (2006), BAL LB **Terrell Suggs** (2003), CAR DE **Julius Peppers** (2002) and S.F. LB **Charles Haley** (1986) as the only rookies to post 8.0-plus tackles, four-plus forced fumbles and at least one INT in their rookie season

- **9/11 vs. G.B.:** Made two tackles (one solo) in NFL and Jaguars debut
- **9/18 at S.D.:** Made his first career start at LEO and made three tackles (two solo), including his first career sack-fumble in the second quarter
- **9/25 vs. BAL:** Registered his second consecutive game with a sack-fumble ... One of three players in 2016 to register a sack and a forced fumble in consecutive games, joining BUF LB **Lorenzo Alexander** and WAS DE **Trent Murphy**
- **10/2 vs. IND:** Registered four tackles, including 1.0 sack, as well as his first career interception and third career forced fumble ... Only NFL player in 2016 to register 1.0 sack, forced fumble and an interception in the same game
- **10/16 at CHI:** Started at LEO and made 1.0 sack, becoming the first rookie in team history to register a sack in four consecutive games ... Fourth player in Jaguars history to register a sack in four consecutive games (**Tony Brackens**, **Rob Meier** and **Gary Walker**)
- **11/27 at BUF:** Started at LEO and picked up his sixth sack of the season, along with two tackles (one solo)
- **12/24 vs. TEN:** Started at LEO and registered 1.0 sack, his seventh sack, tying the team record for a rookie
- **1/1 at IND:** Started at LEO and registered two solo tackles, 1.0 sack and one tackle for a loss ... His eighth sack of the season to break the rookie record held by **Tony Brackens** (7.0 in 1996)

COLLEGE (AT MARYLAND, 2013-15)

- As a junior, selected First Team All-Big Ten by coaches and media
- Set Maryland's single-season sack record (13.5), breaking a record set by **Mark Duda** (1982) and **Bruce Palmer** (1978)
- Ranked second nationally in sacks per game
- Appeared in all 13 games as a true freshman

PERSONAL

- Majored in African American studies
- Attended Friendship Collegiate Academy (Washington, D.C.)
- Named a first team Parade All-America and the 2012 D.C. Gatorade Player of the Year
- Rated a four-star recruit by Rivals
- Helped lead the school to the DCSAA title as a senior

#91 YANNICK NGAKOUE



REGULAR SEASON STATISTICS

YEAR	TEAM	GP/GS	TKL	SOLO	ASST	SACKS	FF	FR	PD	TFL	INT
2016	JAX	16/15	23	20	3	8.0	4	0	2	6	1
2017	JAX	16/16	30	24	6	12.0	6	2	0	10	0
2018	JAX	16/16	28	25	3	9.5	0	0	1	13	0
2019	JAX	15/15	41	36	5	8.0	4	1	6	13	1
NFL totals: 4 yrs.		63/62	122	105	17	37.5	14	3	9	42	2

Single Game Career Highs

Tackles: 5 (twice; last: 12/15/19 at OAK) **Sacks:** 2.5 (twice; last: 11/19/17 at CLE)

Forced fumbles: 2 (twice; last: 11/19/17 at CLE) **Fumble recoveries:** 1 (twice, last 12/31/17 at TEN)

POSTSEASON CAREER STATISTICS

YEAR	TEAM	GP/GS	TKL	SOLO	ASST	SACKS	FF	FR	PD	TFL
2017	JAX	3/3	4	3	1	1.0	1	0	1	1
NFL totals: 4 yrs.		3/3	4	3	1	1.0	1	0	1	1

2019 GAME-BY-GAME STATISTICS

DATE	OPP	TKL	SOLO	ASST	SACKS	FF	FR	PD	TFL	
09/08	vs. Kansas City	3	3	0	0.0	0	0	0	1	
09/15	at Houston	Inactive (hamstring)								
09/19	vs. Tennessee	4	2	2	0.0	0	0	0	0	
09/29	at Denver	2	1	1	0.0	0	0	1	0	
10/06	at Carolina	4	3	1	2.0	1	0	0	1	
10/13	vs. New Orleans	1	1	0	0.0	0	0	1	0	
10/20	at Cincinnati	2	2	0	0.0	0	0	1	1	
10/27	vs. N.Y. Jets	2	2	0	2.0	0	0	0	2	
11/03	vs. Houston	5	4	1	0.0	0	0	0	2	
BYE WEEK										
11/17	at Indianapolis	4	4	0	1.0	1	0	0	0	
11/24	at Tennessee	2	2	0	1.0	1	1	1	0	
12/01	vs. Tampa Bay	2	2	0	0.0	0	0	0	1	
12/08	vs. L.A. Chargers	4	4	0	0.0	0	0	0	1	
12/15	at Oakland	5	5	0	2.0	0	0	1	4	
12/22	at Atlanta	0	0	0	0.0	0	0	1	0	
12/29	vs. Indianapolis	1	1	0	0.0	1	0	0	0	
2019 totals:		41	36	5	8.0	4	1	6	13	

Additional Statistics: One INT returned for TD



35



PARRY NICKERSON

CORNERBACK
5-10 | 182 LBS | 10-11-94
TULANE
NEW ORLEANS, LOUISIANA
ACQ: PRACTICE SQUAD 2019
EXP: 2ND YEAR



TRANSACTIONS

Originally drafted by N.Y. Jets in the sixth round (179th overall) of the 2018 NFL Draft ... Traded by N.Y. Jets to Seattle on 8/31/19 ... Signed to the practice squad by Seattle on 9/12/19 ... Released by Seattle on 10/15/19 ... Signed by Jacksonville on 10/17/19 ... Released by Jacksonville on 10/21/19 ... Signed by Jacksonville to the practice squad on 10/23/19 ... Promoted by Jacksonville from the practice squad to the 53-man roster on 12/3/19

PRO (GAMES PLAYED/STARTED - 20/17)

Second-year CB who played in all 16 games during his rookie campaign with the N.Y. Jets, posting 19 tackles (16 solo) and one pass defended ... Signed by Jacksonville to the team's practice squad on Oct. 23 of the 2019 season

2019 (w/ SEA - ps, JAX - 4/1)

Appeared in four games, making one start and collecting three tackles (two solo) ... Spent the preseason and Weeks 2-6 on Seattle's practice squad before being released and signed by Jacksonville to the team's practice squad prior to Week 7 ... Spent Weeks 8-13 on Jacksonville's practice squad before being activated to the 53-man roster prior to Week 14

- **10/20 at CIN:** Inactive
- **12/8 vs. LAC:** Made his Jaguars debut and saw action on special teams
- **12/15 at OAK:** Saw action on special teams and collected one tackle
- **12/22 at ATL:** Saw action on special teams and notched one tackle
- **12/29 vs. IND:** Made his first start as a Jaguar at CB and posted three tackles (two solo)

2018 (w/ NYJ - 16/16)

Saw action in all 16 games as a rookie, making two starts ... Collected 19 tackles (16 solo) and one pass defended

- **9/10 at DET:** Made his NFL debut and posted one solo tackle
- **10/7 vs. DEN:** Saw action at CB, collecting a career-high six tackles
- **10/14 vs. IND:** Logged his first career NFL start, amassing four solo tackles and his first career pass defended

COLLEGE (AT TULANE, 2013-17)

- Played five seasons at Tulane where he tallied 188 tackles (152 solo), 31 passes defended, 16 INTs, 8.0 TFL, four fumble recoveries and three forced fumbles in 48 games played (46 starts)
- Finished his college career with 16 INTs, the second-most in Tulane history, while his 31 passes defended were the second-most in school history
- Closed out his senior year (2017) with six INTs, his second season with at least six INTs for the Green Wave, and was named a Jim Thorpe Award semifinalist, becoming one of just two of the 12 semifinalists not from a power five conference to be nominated

PERSONAL

- Attended West Jefferson (Harvey, La.) High School
- Co-owner of the E. Robert Art Gallery in New Orleans which features the art of Ernest Roberts ... The gallery, which opened in April of 2019, is one of two black-owned art galleries in the Lower Garden district of the city

REGULAR SEASON STATISTICS

YEAR	TEAM	GP/GS	TKL	SOLO	ASST	SACKS	FF	FR	PD	INT
2018	NYJ	16/16	19	16	3	0.0	0	0	1	0
2019	JAX	4/1	3	2	1	0.0	0	0	0	0
NFL totals: 2 yrs.		20/17	22	18	4	0.0	0	0	1	0

Additional statistics: Four special teams tackles; two in 2018, two in 2019

Single Game Career Highs

Tackles: 6 (10/7/18 vs. DEN)
Passes Defended: 1 (10/14/18 vs. IND)

2019 GAME-BY-GAME STATISTICS

DATE	OPP	TKL	SOLO	ASST	SACKS	FF	FR	PD	INT	
09/08	vs. Kansas City	Not on team								
W/ SEA										
09/15	at Pittsburgh	Practice Squad								
09/19	vs. New Orleans	Practice Squad								
09/29	at Arizona	Practice Squad								
10/03	vs. L.A. Rams	Practice Squad								
10/13	at Cleveland	Practice Squad								
W/JAX										
10/20	at Cincinnati	Inactive								
10/27	vs. N.Y. Jets	Practice Squad								
11/03	vs. Houston	Practice Squad								
BYE WEEK										
11/17	at Indianapolis	Practice Squad								
11/24	at Tennessee	Practice Squad								
12/01	vs. Tampa Bay	Practice Squad								
12/08	vs. Los Angeles	0	0	0	0.0	0	0	0	0	
12/15	at Oakland	0	0	0	0.0	0	0	0	0	
12/22	at Atlanta	0	0	0	0.0	0	0	0	0	
12/29	vs. Indianapolis	3	2	1	0.0	0	0	0	0	
2019 totals:		3	2	1	0.0	0	0	0	0	



ANDREW NORWELL

OFFENSIVE LINEMAN
6-6 | 325 LBS | 10-25-1991
OHIO STATE
CINCINNATI, OHIO
ACQ: UNRESTRICTED FREE AGENT 2018
EXP: 6TH YEAR



TRANSACTIONS

Originally drafted by Carolina as an undrafted rookie on 5/16/14 ... Signed as an unrestricted free agent by Jacksonville on 3/15/17 ... Placed on injured/reserve on 11/27/18

PRO (GAMES PLAYED/STARTED - 82/81, 5/5)

- Has appeared in 82 games throughout his six-year career, making 81 starts
- Named Associated Press All-Pro first team in 2017

2019 (w/ JAX - 16/16)

Started all 16 games at LG ... Part of an offensive line that helped RB **Leonard Fournette** gain 1,674 yards from scrimmage ... Fournette became the only Jaguars player since 2011 to post at least 1,500 scrimmage yards in a single season

- **9/8 vs. K.C.:** Started at LG
- **9/15 at HOU:** Started at LG
- **9/19 vs. TEN:** Started at LG
- **9/29 at DEN:** Started at LG, aiding in RB **Leonard Fournette's** career-high 225 yards rushing and an average of 7.1 yards per carry ... The team finished with 269 total net rushing yards, the second-most in franchise history
- **10/6 at CAR:** Started at LG, helping RB **Leonard Fournette** eclipse the 100-yard mark in back-to-back games for the first time since Fournette's rookie season in 2017
- **10/13 vs. N.O.:** Started at LG
- **10/20 at CIN:** Started at LG, paving the way for RB **Leonard Fournette's** 131 yards rushing
- **10/27 vs. NYJ:** Started at LG
- **11/3 vs. HOU:** Started at LG
- **11/17 at IND:** Started at LG
- **11/24 at TEN:** Started at LG
- **12/1 vs. T.B.:** Started at LG
- **12/8 vs. LAC:** Started at LG
- **12/15 at OAK:** Started at LG
- **12/22 at ATL:** Started at LG
- **12/29 vs. IND:** Started at LG

2018 (w/ JAX - 11/11)

Appeared in 11 contests for the Jaguars, starting each contest at LG

- **9/9 at NYG:** Started at LG and helped the team rush for 137 yards in his Jaguars debut
- **9/16 vs. N.E.:** Started at LG and was part of the unit that did not allow a sack
- **9/30 vs. NYJ:** Started at LG and helped the team rush for 126 yards
- **10/7 at K.C.:** Started at LG and played all 83 offensive snaps
- **11/11 at IND:** Started at LG and did not allow a sack while playing all 75 offensive plays
- **11/18 vs. PIT:** Started at LG and helped the team rush for 179 yards

2017 (w/ CAR - 16/16, 1/1)

Led an offensive line that paved the way for the NFL's fourth-ranked ground attack to rush for 2,102 yards (131.3 rushing yards per game) ... Part of a unit that allowed just 35 sacks on the season

2016 (w/ CAR - 16/16)

Started at left guard for the first time in his career and was the team's only offensive lineman to start all 16 games at the position in which he opened the season ... Carolina boasted the 10th-ranked rushing attack and averaged 113.4 yards per game ... Contributed to a Carolina offense that averaged a 31:44 time of possession, the third-highest mark in team history

2015 (w/ CAR - 13/13, 3/3)

Started 13 regular season games and all three postseason contests, including Super Bowl 50 vs. Denver ... Helped the team set a franchise-record and NFL-leading 500 points scored

2014 (w/ CAR - 10/9, 2/2)

Opened holes for the Panthers to rank seventh in the NFL in rushing, including a league-leading 975 yards over the last five games

- Started final 34 games of career at left guard
- Graduated with a degree in communications

PERSONAL

- Attended Anderson (Cincinnati, Ohio) High School
- Started the Andrew Norwell Foundation which focuses on feeding children in Ohio, North Carolina and Florida
- Hosted 250 children from the Boys and Girls Club of Northeast Florida to an early Thanksgiving feast during the 'Turkey Time With the O-Line' event



COLLEGE (AT OHIO STATE, 2010-13)

- Played in 50 games with 39 starts at Ohio State
- Three-time All-Big Ten Conference selection

77



CEDRIC OGBUEHI

OFFENSIVE LINEMAN
6-5 | 308 LBS. | 4-25-1992
TEXAS A&M
ALLEN, TEXAS
ACQ: UNRESTRICTED FREE AGENT 2019
EXP: 5TH YEAR



TRANSACTIONS

Originally drafted by Cincinnati in the first round (21st overall) of the 2015 NFL Draft ... Signed by Jacksonville on 3/16/19

PRO (GAMES PLAYED/STARTED - 49/26, 1/0)

Fifth-year OL who has appeared in 49 career games with 26 starts

2019 (w/ JAX - 14/0)

Appeared in 14 games primarily as an extra OL and on special teams

- **9/8 vs. K.C.:** Did not play (inactive) due to a hamstring injury
- **9/15 at HOU:** Did not play (inactive) due to a hamstring injury
- **9/19 vs. TEN:** Made his Jaguars debut and saw 27 snaps at LT, rotating with OL Cam Robinson
- **9/29 at DEN:** Saw 11 snaps as an extra OL
- **10/6 at CAR:** Saw 14 snaps as an extra OL
- **10/13 vs. N.O.:** Saw six snaps as an extra OL
- **10/20 at CIN:** Saw action at LT, replacing LT Cam Robinson after he left the game with a toe injury
- **10/27 vs. NYJ:** Saw nine snaps as an extra OL
- **11/3 vs. HOU:** Saw action on offense and special teams
- **11/17 at IND:** Saw action on offense and special teams
- **11/24 at TEN:** Saw action on offense and special teams
- **12/1 vs. T.B.:** Saw action on offense and special teams
- **12/8 vs. LAC:** Saw action on special teams
- **12/15 at OAK:** Saw action on offense and special teams
- **12/22 at ATL:** Saw action on offense and special teams
- **12/29 vs. IND:** Saw action on offense and special teams

2018 (w/ CIN - 2/0)

Played in two games ... Was inactive for Weeks 1-6 ... Saw action on 10/21 at Kansas City ... Inactive for Weeks 11, 13-17

2017 (w/ CIN - 14/13)

Saw action in 14 games, making 13 starts at LT

2016 (w/ CIN - 14/12)

Started at RT for Weeks 1-11 ... Started Week 16 at LT before being placed on reserve/injured (shoulder) on Dec. 30, prior to the season finale

- **10/23 vs. CLE:** Was part of an offensive unit that had the Bengals' highest net offense since 1990, with a 300-yard passer, a 100-yard receiver and a 100-yard rusher

2015 (w/ CIN - 5/0, 1/0)

Opened his professional career on rehab from a college knee injury ... Saw action in five games

- **12/6 at CLE:** Made his NFL debut, blocking for a 1-yard TD run on his first-career snap

COLLEGE (AT TEXAS A&M, 2011-14)

- Played four seasons (2011-14) at Texas A&M, seeing action in 47 contests and starting 43 games during that time
- In the 2014 Liberty Bowl, his final college game, he finished the game despite suffering a third-quarter knee injury that later was diagnosed as an ACL tear
- Played both G and OT during career, in which Aggies went 35-17 with 4-0 record in bowl games
- As a senior, provided protection for passing attack that led the SEC in passing yards and TDs and ranked fifth nationally in scoring and total offense
- Named first-team All-America by Walter Camp Foundation in 2014

PERSONAL

- Attended Allen (Texas) High School, where, as a senior, he earned second-team all-state honors and played in the U.S. Army All-American Bowl
- Associated Press First-Team All-State selection as a junior
- Earned bachelor's degree from Texas A&M in recreation, parks and tourism sciences





NICK O'LEARY

TIGHT END
6-3 | 252 LBS | 8-31-1992
FLORIDA STATE
PALM BEACH GARDENS, FLORIDA
ACQ: FREE AGENT 2019
EXP: 5TH YEAR



TRANSACTIONS

Originally drafted by Buffalo in the sixth round (194th overall) in the 2015 NFL Draft ... Released by Buffalo on 9/8/15 ... Signed by Buffalo to the team's practice squad of 9/9/15 ... Activated from Buffalo's practice squad to the 53-man roster on 12/8/15 ... Released by Buffalo on 9/1/18 ... Signed by Miami to the team's practice squad on 9/20/18 ... Activated from Miami's practice squad to the 53-man roster on 10/6/18 ... Released by Miami on 10/29/19 ... Signed by Jacksonville on 11/18/19

PRO (GAMES PLAYED/STARTED - 59/24, 1/0)

Has appeared in 59 games, making 24 starts over five seasons in the NFL and recording 53 receptions for 668 yards (12.6 rec. avg.) and four TDs

2019 (w/ MIA - 7/2, w/ JAX - 5/3)

Saw action in 12 games, making five starts and hauling in 13 receptions for 109 yards (8.4 rec. avg.) and one TD ... Saw action in seven games and made two starts for Miami in Weeks 1-8 before being released and signed by Jacksonville prior to Week 12 of the season

- **11/24 at TEN:** Made his Jaguars debut, starting at TE and hauling in four passes for 36 yards (9.0 rec. avg.)
- **12/1 vs. T.B.:** Started at TE and made one catch for 6 yards
- **12/8 vs. LAC:** Started at TE, hauling in four receptions for 30 yards (7.5 rec. avg.), including one TD
- **12/15 at OAK:** Saw action TE
- **12/22 at ATL:** Saw action TE
- **12/29 vs. IND:** Inactive (shoulder)

2018 (w/ MIA - 12/7)

Spent the offseason and training camp with Buffalo before being released and signed to Miami's practice squad on Sept. 20 ... Was activated to the 53-man roster on Oct. 6

- **10/14 vs. CHI:** Recorded four receptions for 49 yards (12.3 rec. avg.) and one TD

2017 (w/ BUF - 15/5, 1/0)

Appeared in 15 games, recording five starts and amassing 22 receptions for 322 yards (14.6 rec. avg.) and two TDs

- **10/22 vs. T.B.:** Recorded two receptions for a career-high 58 yards (29.0 rec. avg.)
- **11/12 vs. N.O.:** Hauled in a 7-yard TD pass from QB Nathan Peterman, the first TD reception of his career
- **12/31 at MIA:** Caught a 26-yard TD pass from QB Tyrod Taylor in the first quarter
- **1/7 at JAX:** Saw action in the AFC Wild Card playoff game at Jacksonville, hauling in two receptions for 22 yards (11.0 rec. avg.)

2016 (w/ BUF - 16/7)

Appeared in all 16 games, making seven starts and recording nine receptions for 114 yards (12.7 rec. avg.) ... Also returned two kickoffs for 27 yards (13.5 avg.) and assisted on one special teams tackle

- **9/25 at ARI:** Made his first career NFL start, recording one catch for 28 yards
- **10/16 vs. S.F.:** Registered two receptions for 29 yards (14.5 rec. avg.)

2015 (w/ BUF - 4/0)

Spent the first 12 weeks on the team's practice squad before appearing in four games during his rookie season

- **12/13 at PHI:** Made his first career NFL appearance
- **12/20 at WAS:** Caught his first career pass for a career-long 37 yards

COLLEGE (AT FLORIDA STATE, 2011-14)

- Played in 54 games with 41 starts, amassing 114 receptions for 1,591 yards (14.0 rec. avg.) and 17 TDs for the Seminoles
- Ended career as Florida State's all-time leader in receptions (114), receiving yards (1,591) and touchdowns (17) among tight ends
- Started all 14 games as a senior in 2014, collecting 48 receptions for 618 yards (12.9 rec. avg.) and six TDs en route to John Mackey Award honors, awarded to the nation's top tight end, becoming the first Florida State player to win the award
- Helped lead Florida State to the BCS National Championship as a junior in 2013, starting all 14 games and hauling in 33 receptions for 557 yards (16.9 rec. avg.) and seven TDs

- Played in all 13 games with 11 starts hauling in 21 receptions for 252 yards (12.0 rec. avg.) and three TDs as a sophomore in 2012, recording the most receptions and receiving yards by a Florida State tight end since 2006 and the most receiving TDs since 1994

- Played in all 13 games as a true freshman in 2011, collecting two starts and bringing in 12 receptions for 164 yards (13.7 rec. avg.) and one TD

PERSONAL

- Attended William T. Dwyer (Palm Beach Gardens, Fla.) High School where he hauled in 51 receptions for 875 yards (17.2 rec. avg.) and 12 TDs as a senior, earning All-American, first-team all-country and first-team all-area honors
- Helped team win the state championship as a junior in 2009
- Grandfather is legendary golfer **Jack Nicklaus**

REGULAR SEASON STATISTICS

YEAR	TEAM	GP/GS	NO	YDS	AVG	LG	TD
2015	BUF	4/0	1	37	37.0	37	0
2016	BUF	16/7	9	114	12.7	28	0
2017	BUF	15/5	22	322	14.6	32	2
2018	MIA	12/7	8	86	10.8	19	1
2019	MIA/JAX	12/5	13	109	8.4	19	1
NFL totals: 5 yrs.		59/24	53	668	12.6	37	4

Additional statistics: One special teams tackles in 2016, Two kickoff returns for 27 yards (13.5 avg.) in 2016

Single Game Career Highs

Receptions:

5 (10/8/17 at CIN)

Receiving yards:

58 (10/22/17 vs. T.B.)

Longest reception:

37 (12/20/15 at WAS)

Receiving touchdowns:

1 (four times; Last: 12/8/19 vs. LAC)

POSTSEASON CAREER STATISTICS

YEAR	TEAM	GP/GS	NO	YDS	AVG	LG	TD
2017	BUF	1/0	2	22	11.0	13	0
NFL totals: 5 yrs.		1/0	2	22	11.0	13	0

2019 GAME-BY-GAME STATISTICS

DATE	OPP	RECs	YDS	AVG.	LG	TD
W/ MIA						
9/08	vs. Baltimore	0	0	0.0	0	0
9/15	vs. New England	1	6	6.0	6	0
9/22	at Dallas	1	19	19.0	19	0
9/29	vs. L.A. Chargers	1	9	9.0	9	0
10/6	BYE WEEK					
10/13	vs. Washington	1	3	3.0	3	0
10/20	at Buffalo	0	0	0.0	0	0
10/28	at Pittsburgh	0	0	0.0	0	0
11/03				Not on team		
11/10				Not on team		
11/17				Not on team		
W/ JAX						
11/24	at Tennessee	4	36	9.0	15	0
12/01	vs. Tampa Bay	1	6	6.0	6	0
12/08	vs. L.A. Chargers	4	30	7.5	12t	1
12/15	at Oakland	0	0	-	-	0
12/22	at Atlanta	0	0	-	-	0
12/29	vs. Indianapolis			Inactive		
2019 totals:		13	109	8.4	19	1

46



MATTHEW ORZECH

LONG SNAPPER
6-3 | 246 LBS | 4-12-1995
AZUSA PACIFIC
MENIFEE, CALIFORNIA
ACQ: WAIVERS (BALTIMORE) 2019
EXP: ROOKIE



TRANSACTIONS

Originally signed by Baltimore as an undrafted rookie on May 3, 2019 ... Waived by Baltimore on 8/30/19 ... Claimed off waivers from Baltimore by Jacksonville on 9/1/19

PRO (GAMES PLAYED - 16)

Rookie LS handled the team's long snapping duties in 2019, appearing in all 16 games

2019 (w/ JAX - 16)

Handled the team's long snapping duties in all 16 games, aiding in K **Josh Lambo's** franchise record for the most FGs in a single season (32) ... Contributed to P **Logan Cooke** and K **Josh Lambo** becoming the first teammates to lead the league in net punting avg. (44.5) (min. 10 punts) and field goal percentage (97.1) (min. 10 attempts) since net punting average first began being tracked in 2000 ... Spent the offseason with Baltimore before being waived and claimed by Jacksonville prior to Week 1

- **9/8 vs. K.C.:** Handled the team's long snapping duties in Week 1
- **9/15 at HOU:** Handled the team's long snapping duties in Week 2
- **9/19 vs. TEN:** Handled the team's long snapping duties in Week 3
- **9/29 at DEN:** Handled the team's long snapping duties in Week 4, including on K **Josh Lambo's** game-winning 33-yard FG
- **10/6 at CAR:** Handled the team's long snapping duties in Week 5
- **10/13 vs. N.O.:** Handled the team's long snapping duties in Week 6
- **10/20 at CIN:** Handled the team's long snapping duties in Week 7
- **10/27 vs. NYJ:** Handled the team's long snapping duties in Week 8
- **11/3 vs. HOU:** Handled the team's long snapping duties in Week 9
- **11/17 at IND:** Handled the team's long snapping duties in Week 11
- **11/24 at TEN:** Handled the team's long snapping duties in Week 12
- **12/1 vs. T.B.:** Handled the team's long snapping duties in Week 13
- **12/8 vs. LAC:** Handled the team's long snapping duties in Week 14
- **12/15 at OAK:** Handled the team's long snapping duties in Week 15
- **12/22 at ATL:** Handled the team's long snapping duties in Week 16
- **12/29 vs. IND:** Handled the team's long snapping duties in Week 17

COLLEGE (AT AZUSA PACIFIC, 2013-18)

- Appeared in 45 games (eight starts) as a TE and special teams player for the Cougars
- As a senior in 2018, tallied eight receptions for 139 yards while also recording seven special teams tackles
- Sat out the 2016 season and missed most of the 2017 campaign (knee)
- As a junior, appeared in all 10 games for the Cougars as a reserve TE and blocking specialist while also handling the long snapping duties
- Played in all 11 games as a sophomore reserve TE in 2014
- Played in 11 games as a long snapper during his freshman campaign in 2013

PERSONAL

- Attended Paloma Valley (Menifee, Calif) High School where he played TE and DE
- As a senior in 2012, helped lead the Wildcats to a 9-4 record, tallying six receptions for 97 yards and one TD along with 55 tackles (18 solo) and 9.0 sacks
- Also lettered two years in baseball as a pitcher and first baseman
- His father, **Matt Orzech**, played football at Iowa State
- Last name pronounced is ORR-zeck



33



DEVINE OZIGBO

RUNNING BACK
6-0 | 225 LBS | 10-2-1996
NEBRASKA
SACHSE, TEXAS
ACQ: WAIVERS (NEW ORLEANS) 2019
EXP: ROOKIE



TRANSACTIONS

Originally signed by New Orleans as an undrafted rookie on 5/6/19 ... Waived by New Orleans on 8/31/19 ... Claimed off waivers by Jacksonville on 9/1/19

PRO (GAMES PLAYED/STARTED - 10/0)

Rookie RB appeared in 10 games in 2019

2019 (w/ JAX - 10/0)

Appeared in 10 games during his rookie campaign, rushing nine times for 27 yards while hauling in three receptions for 23 yards ... Spent the offseason with New Orleans before being claimed off waivers by Jacksonville prior to Week 1

- **9/8 vs. K.C.:** Inactive
- **9/15 at HOU:** Inactive
- **9/19 vs. TEN:** Inactive
- **9/29 at DEN:** Inactive
- **10/6 at CAR:** Appeared in his first career NFL game, seeing action on special teams
- **10/13 vs. N.O.:** Saw action on special teams
- **10/20 at CIN:** Inactive
- **10/27 vs. NYJ:** Inactive
- **11/3 vs. HOU:** Saw action on offense and special teams, collecting his first career special teams tackle
- **11/17 at IND:** Saw action on offense and special teams
- **11/24 at TEN:** Saw action on special teams, making one tackle
- **12/1 vs. T.B.:** Saw action on special teams
- **12/8 vs. LAC:** Saw action on special teams
- **12/15 at OAK:** Saw action on special teams
- **12/22 at ATL:** Saw action on special teams
- **12/29 vs. IND:** Saw his first career action at RB, rushing for 27 yards on nine attempts (3.0 rush avg.) while hauling in three passes for 23 yards (7.7 rec. avg.)

COLLEGE (AT NEBRASKA, 2015-18)

- Was a three-year starter for Nebraska, playing in 41 games with 20 starts and finishing his college career with 419 carries for 2,196 yards (5.2 avg.) and 21 TDs, while also adding 49 receptions for 488 yards (10.0 avg.)
- In 2018, appeared in 12 games and was Nebraska's leading rusher with 155 carries for 1,082 yards (7.0 avg.) and 12 rushing TDs, earning third-team All-Big Ten
- Appeared in 10 games in 2017 and was Nebraska's leading rusher with 129 carries for 493 yards (3.8 avg.) and three TDs, earning honorable mention All-Big Ten honors

PERSONAL

- Attended Sachse (Texas) High School where he earned first-team All-District 11 honors in the 5A ranks for his outstanding play as a senior
- Ranked among the nation's top 60 RBs by Rivals.com, 247 Sports and ESPN
- Participated in track, helping the school earn a top-five district finish in 2014

REGULAR SEASON STATISTICS

YEAR	TEAM	GP/GS	NO	RUSHING				RECEIVING				
				YDS	AVG	LG	TD	NO	YDS	AVG	LG	TD
2019	JAX	10/0	9	27	3.0	9	0	3	23	7.7	12	0
NFL totals: 1 yr.		10/0	9	27	3.0	9	0	3	23	7.7	12	0

Single Game Career Highs

Rushing attempts:

9 (12/29/19 vs. IND)

Rushing yards:

27 (12/29/19 vs. IND)

Receptions:

3 (12/29/19 vs. IND)

Receiving yards:

23 (12/29/19 vs. IND)

Additional Statistics: Two special teams tackles in 2019

2019 GAME-BY-GAME STATISTICS

DATE	OPP	NO	YDS	RUSHING			NO	YDS	RECEIVING		
				AVG	LG	TD			AVG	LG	TD
09/08	vs. Kansas City										
09/15	at Houston										
09/19	vs. Tennessee										
09/29	at Denver										
10/06	at Carolina	0	0	-	-	0	0	0	-	-	0
10/13	vs. New Orleans	0	0	-	-	0	0	0	-	-	0
10/20	at Cincinnati										
10/27	vs. N.Y. Jets										
11/03	vs. Houston	0	0	-	-	0	0	0	-	-	0
BYE WEEK											
11/17	at Indianapolis	0	0	-	-	0	0	0	-	-	0
11/24	at Tennessee	0	0	-	-	0	0	0	-	-	0
12/01	vs. Tampa Bay	0	0	-	-	0	0	0	-	-	0
12/08	vs. Los Angeles	0	0	-	-	0	0	0	-	-	0
12/15	at Oakland	0	0	-	-	0	0	0	-	-	0
12/22	at Atlanta	0	0	-	-	0	0	0	-	-	0
12/29	vs. Indianapolis	9	27	3.0	9	0	3	23	7.7	12	0
2019 totals:		9	27	3.0	9	0	3	23	7.7	12	0



54



DONALD PAYNE

LINEBACKER
5-11 | 217 LBS | 7-12-1994
STETSON
FAYETTEVILLE, GEORGIA
ACQ: FREE AGENT 2019
EXP: 3RD YEAR



TRANSACTIONS

Originally signed by Baltimore as an undrafted rookie on 4/29/17 ... Waived by Baltimore on 9/2/17 ... Claimed off waivers by Jacksonville on 9/3/17 ... Waived by Jacksonville on 5/9/19 ... Signed to the practice squad by Baltimore on 8/16/19 ... Signed by Jacksonville on 10/22/19

PRO (GAMES PLAYED/STARTED - 30/5)

- Third-year LB has played in 30 career games with five starts
- Has totaled 61 tackles (35 solo), 12 special teams tackles, three TFL, one pass defended and one fumble recovery

2019 (w/ JAX - 9/5)

Appeared in nine games and made five starts after spending the 2019 preseason with Baltimore before being released and signed by Jacksonville prior to Week 8 ... Finished the season ranked fifth on the team with 60 tackles (35 solo) ... Also amassed three TFL, 1.0 sack, one fumble recovery and one pass defended ... His 58 tackles over the last five weeks (13-17) of the 2019 season were tied for most in the NFL during that span

- **10/27 vs. NYJ:** Saw action on special teams
- **11/3 vs. HOU:** Saw action on special teams
- **11/17 at IND:** Saw action on special teams, making one solo tackle and recovering a fumble in the fourth quarter on a punt return, the first of his career
- **11/24 at TEN:** Saw action at MLB and on special teams, contributing two tackles on defense (one solo)
- **12/1 vs. T.B.:** Earned his first career start at MLB, compiling a team-high 13 tackles (six solo), including 1.0 sack, the first of his career
- **12/8 vs. LAC:** Started at MLB, setting a career-high with 16 tackles (eight solo), the most by a Jaguars player since S **Johnathan Cyprien** (17) on Dec. 18, 2016
- **12/15 at OAK:** Started at MLB and notched a team-high 13 tackles (11 solo) and one pass defended
- **12/22 at ATL:** Started at MLB, leading the team and matching his career-high with 16 tackles (nine solo), including two TFL
- **12/29 vs. IND:** Started at MLB and made one tackle

2018 (w/ JAX - 8/0)

Played in eight games for Jacksonville, seeing extensive time on special teams

- **9/9 at NYG:** Saw action on special teams and recovered a muffed punt with 0:54 remaining in the fourth quarter that allowed the offense to run out the clock

2017 (w/ JAX - 13/0)

Saw action in 13 games and led the team with 12 special teams tackles

- **11/12 vs. LAC:** Led the team with three solo special teams tackles

COLLEGE (AT STETSON, 2013-16)

- Three-time Defensive Player of the Year in the Pioneer Football League
- Played in 44 career games and totaled 538 tackles (344 solo), nine INTs, 14.0 sacks, 65.5 tackles for a loss, 42 passes defended, seven forced fumbles, eight fumble recoveries and three blocked kicks
- 2013 Pioneer Football League Defensive Rookie of the Year

PERSONAL

- Attended Landmark Christian (Fayetteville, Ga.) where he was first team All-State as a senior and was also named first team All-Region his final three years

REGULAR SEASON STATISTICS

YEAR	TEAM	GP/GS	TKL	SOLO	ASST	SACKS	FF	FR	PD	TFL	INT
2017	JAX	13/0	1	0	1	0.0	0	0	0	0	0
2018	JAX	8/0	0	0	0	0.0	0	0	0	0	0
2019	JAX	9/5	60	35	25	1.0	0	1	1	3	0
NFL totals: 3 yrs.		30/5	61	35	26	1.0	0	1	1	3	0

Additional Statistics: 12 special teams tackles; 10 in 2017, one in 2018, one in 2019

Single Game Career Highs

Tackles: 16 (two times; last: 12/22/19 at ATL)
Sacks: 1.0 (12/1/19 vs. T.B.)

Special teams tackles: 3 (11/12/17 vs LAC)
Tackles for loss: 2 (12/22/19 at ATL)

POSTSEASON CAREER STATISTICS

YEAR	TEAM	GP/GS	TKL	SOLO	ASST	SACKS	FF	FR	PD	INT
2017	JAX	3/0	0	0	0	0.0	0	0	0	0
NFL totals: 3 yrs.		3/0	0	0	0	0.0	0	0	0	0

Additional Statistics: Four special teams tackles

2019 GAME-BY-GAME STATISTICS

DATE	OPP	TKL	SOLO	ASST	SACKS	FF	FR	PD	TFL	INT
09/08	vs. Kansas City				Not on team					
09/15	at Houston				Not on team					
09/19	vs. Tennessee				Not on team					
09/29	at Denver				Not on team					
10/06	at Carolina				Not on team					
10/13	vs. New Orleans				Not on team					
10/20	at Cincinnati				Not on team					
10/27	vs. N.Y. Jets	0	0	0	0.0	0	0	0	0	0
11/03	vs. Houston	0	0	0	0.0	0	0	0	0	0
	BYE WEEK									
11/17	at Indianapolis	0	0	0	0.0	0	0	0	0	0
11/24	at Tennessee	2	1	1	0.0	0	0	0	0	0
12/01	vs. Tampa Bay	13	6	7	1.0	0	0	0	1	0
12/08	vs. L.A. Chargers	15	7	8	0.0	0	0	0	0	0
12/15	at Oakland	13	11	2	0.0	0	0	1	0	0
12/22	at Atlanta	16	9	7	0.0	0	0	0	2	0
12/29	vs. Indianapolis	1	1	0	0.0	0	0	0	0	0
2019 totals:		60	35	25	1.0	0	0	1	3	0

Additional Statistics: One special teams tackle

76



WILL RICHARDSON JR.

OFFENSIVE LINEMAN
6-6 | 306 LBS | 1-4-1996
NORTH CAROLINA STATE
BURLINGTON, NORTH CAROLINA
ACQ: FOURTH ROUND OF 2018 DRAFT (129TH)
EXP: 2ND YEAR



TRANSACTIONS

Originally drafted by Jacksonville in the fourth round (129th overall) of the 2018 NFL Draft ... Placed on injured/reserve on 10/20/18

PRO (GAMES PLAYED - 15/2)

Second-year OL whose rookie season was cut short due to injury in 2018

2019 (w/ JAX - 15/2)

Saw action in 15 games, starting two at LT for injured OL **Cam Robinson** during Weeks 1-2

- **9/8 vs. K.C.:** Made his NFL debut with a start at LT
- **9/15 at HOU:** Started at LT
- **9/19 vs. TEN:** Saw 27 snaps at RG
- **9/29 at DEN:** Saw action at RG, rotating with OL **A.J. Cann** and aiding in RB **Leonard Fournette's** career high 225 yards rushing and an average of 7.1 yards per carry ... The team finished with 269 total net rushing yards, the second-most in franchise history
- **10/6 at CAR:** Saw 45 snaps at RG, helping RB **Leonard Fournette** eclipse the 100-yard mark in back-to-back games for the first time since Fournette's rookie season in 2017
- **10/13 vs. N.O.:** Saw 21 snaps at RG
- **10/20 at CIN:** Saw snaps at RG
- **10/27 vs. NYJ:** Saw 25 snaps at RG
- **11/3 vs. HOU:** Saw 30 snaps at RG
- **11/17 at IND:** Saw action at RG
- **11/24 at TEN:** Inactive
- **12/1 vs. T.B.:** Saw 25 snaps at RG and also appeared on special teams
- **12/8 vs. LAC:** Saw 12 snaps at RG and also appeared on special teams
- **12/15 at OAK:** Saw seven snaps at RG and also appeared on special teams
- **12/22 at ATL:** Saw action on special teams
- **12/29 vs. IND:** Saw 35 snaps at RG and also appeared on special teams

2018 (w/ JAX - 0/0)

Inactive for the first five games of the season, before being active in Week 6 but not playing ... Placed on injured reserve on Oct. 20

COLLEGE (AT NORTH CAROLINA STATE, 2014-17)

- Appeared in 34 games with 32 starts at OT for the Wolfpack
- Started all 11 games and was named Second-Team All-ACC by the league and the Atlantic Coast Sports Media Association in 2017 and was part of an offensive line that ranked second in the Power 5 in sacks allowed
- Did not allow a sack during his senior season in 2017

PERSONAL

- Attended Cummings (Burlington, N.C.) High School, where he was a two-time Burlington Times-News All-Region Selection
- Special talents includes beat boxing



74



CAM ROBINSON

OFFENSIVE LINEMAN
6-6 | 320 LBS | 10-9-1995
ALABAMA
WEST MONROE, LOUISIANA
ACQ: SECOND ROUND OF 2017 DRAFT (34TH)
EXP: 3RD YEAR



TRANSACTIONS

Drafted by Jacksonville in the second round (34th overall) of the 2017 draft on choice obtained from Seattle for Jaguars' second-round (35th) and sixth-round (187th overall) picks ... Placed on injured/reserve on 9/17/18

PRO (GAMES PLAYED/STARTED - 31/31, 3/3)

- Third-year LT who started 15 of the team's 16 regular season games and all three postseason games as a rookie in 2017
- Started in the team's first two games in 2018 before suffering a season-ending knee injury

2019 (w/ JAX - 14/14)

Saw action and started in 14 games at LT after missing the first two weeks of the season with a knee injury ... Part of an offensive line that helped RB **Leonard Fournette** gain 1,674 yards from scrimmage ... Fournette became the only Jaguars player since 2011 to post at least 1,500 scrimmage yards in a single season ... Winner of the 2019 Ed Block Courage Award

- **9/8 vs. K.C.:** Did not play (inactive) due to a right knee injury
- **9/15 at HOU:** Did not play (inactive) due to a right knee injury
- **9/19 vs. TEN:** Saw his first action since a knee injury on 9/16/18 and started at LT, totaling 27 offensive snaps
- **9/29 at DEN:** Started at LT, aiding in RB **Leonard Fournette's** career-high 225 yards rushing and an average of 7.1 yards per carry ... The team finished with 269 total net rushing yards, the second-most in franchise history
- **10/6 at CAR:** Started at LT, helping RB **Leonard Fournette** eclipse the 100 yard mark in back-to-back games for the first time since Fournette's rookie season in 2017
- **10/13 vs. N.O.:** Started at LT
- **10/20 at CIN:** Started at LT before exiting the game with a toe injury
- **10/27 vs. NYJ:** Started at LT
- **11/3 vs. HOU:** Started at LT
- **11/17 at IND:** Started at LT
- **11/24 at TEN:** Started at LT
- **12/1 vs. T.B.:** Started at LT
- **12/8 vs. LAC:** Started at LT
- **12/15 at OAK:** Started at LT
- **12/22 at ATL:** Started at LT
- **12/29 vs. IND:** Started at LT

2018 (w/ JAX - 2/2)

Started in the first two games of the season before having his 2018 campaign end early due to injury (knee)

- **9/9 at NYG:** Started at LT and helped the team rush for 137 yards
- **9/16 vs. N.E.:** Started at LT, but left the game in the first quarter and did not return (knee)

2017 (w/ JAX - 15/15, 3/3)

Part of an offensive line that helped the team lead the league in rushing for the first time in franchise history and allowed a franchise-low 24 sacks

- **9/10 at HOU:** Made his NFL debut and started at LT and helped pave the way for the team to rush for 155 yards ... Did not allow a sack
- **9/24 vs. BAL:** Started at LT and helped the team rush for 166 yards and did not allow a sack
- **10/1 at NYJ:** Started at LT and helped the team rush for 175 yards
- **10/8 at PIT:** Started at LT and helped the team rush for 231 yards
- **10/15 vs. LAR:** Started at LT and helped the team rush for 169 yards
- **11/5 vs. CIN:** Started at LT helped the team rush for 149 yards ... Part of a unit that did not allow a sack for the third time that season
- **11/12 vs. LAC:** Started at LT and helped the team rush for 135 yards
- **11/19 at CLE:** Started at LT and helped the team rush for 139 yards
- **12/10 vs. SEA:** Started at LT and helped the team rush for 156 yards and did not allow a sack
- **12/17 vs. HOU:** Started at LT and helped the team rush for 138 yards
- **1/14 at PIT:** Started at LT and helped the team rush for 164 yards and did not allow a sack

COLLEGE (AT ALABAMA, 2014-16)

- Started all 43 games at LT during his three seasons
- Paved the way for 28 100-yard rushing performances
- Unanimous All-American and Outland Trophy winner, given annually to the nation's top interior lineman on offense or defense and in 2015
- Named to the All-SEC first team by both the conference coaches and the

Associated Press


- Earned freshman All-American honors by Sporting News and the Football Writers Association of America

PERSONAL

- Played at West Monroe (Louisiana) High School for Head Coach **Jerry Arledge**
- Parade Magazine All-American
- First-team All-USA selection by the USA Today
- Rated as the No. 2 player in the nation by Scout.com
- ESPN rated him the No. 1 offensive tackle, No. 2 player in the state and No. 2



98



DONTAVIUS RUSSELL

DEFENSIVE TACKLE

6-3 | 320 LBS | 9-18-1995

AUBURN

CARROLLTON, GEORGIA

ACQ: SEVENTH ROUND OF 2019 DRAFT (235TH)

EXP: ROOKIE



TRANSACTIONS

Originally drafted by Jacksonville in the seventh round (235th overall) of the 2019 NFL Draft

PRO (GAMES PLAYED/STARTED - 3/0)

Rookie DT who was drafted by Jacksonville in the seventh round (235th overall) of the 2019 NFL Draft

2019 (w/ JAX - 3/0)

Appeared in three games during his rookie campaign and notched four tackles (three solo)

- **9/8 vs. K.C.:** Made his NFL debut, seeing action at DT and registering one tackle
- **9/15 at HOU:** Saw action at DT
- **9/19 vs. TEN:** Inactive
- **9/29 at DEN:** Inactive
- **10/6 at CAR:** Inactive
- **10/13 vs. N.O.:** Inactive
- **10/20 at CIN:** Inactive
- **10/27 vs. NYJ:** Inactive
- **11/3 vs. HOU:** Inactive
- **11/17 at IND:** Inactive
- **11/24 at TEN:** Saw action at DT, compiling three tackles (two solo)
- **12/1 vs. T.B.:** Inactive
- **12/8 vs. LAC:** Inactive
- **12/15 at OAK:** Inactive
- **12/22 at ATL:** Inactive
- **12/29 vs. IND:** Inactive

COLLEGE (AT AUBURN, 2015-18)

- Played in 52 collegiate games (49 starts) and made 153 tackles (57 solo), 17 tackles for loss, 6.0 sacks, five passes defensed, one forced fumble and one fumble recovery
- Played in all 13 games as a senior in 2018, registering 36 tackles, six tackles for loss and 1.5 sacks

PERSONAL

- Played at Carrollton (Ga.) High School and recorded 62 tackles, 7.5 tackles for loss and 3.0 sacks as a senior, earning first-team all-state honors
- Uncle, **Dennis Wallace**, played at Auburn
- Majored in health services administration because his mother was a nurse and he was always around a hospital setting growing up

THE DONTAVIUS RUSSELL FILE

What fans would be surprised to know about him: I really enjoy cooking. I cook for my family all the time. My favorite thing to cook is steak.

On his hidden talents: I really enjoy singing. If you get to close to me, you'll know I sing all the time.

On who is most responsible for getting him to this point: I think my mother and father are probably the most important. They both looked after me with academics and athletics.

Best advice ever received: Not to listen to what people tell you that you can and can't do.

REGULAR SEASON STATISTICS

YEAR	TEAM	GP/GS	TKL	SOLO	ASST	SACKS	FF	FR	PD	TFL
2019	JAX	3/0	4	3	1	0.0	0	0	0	0
NFL totals: 1 yr.		3/0	4	3	1	0.0	0	0	0	0

2019 GAME-BY-GAME STATISTICS

DATE	OPP	TKL	SOLO	ASST	SACKS	FF	FR	PD	TFL	
09/08	vs. Kansas City	1	1	0	0.0	0	0	0	0	
09/15	at Houston	0	0	0	0.0	0	0	0	0	
09/19	vs. Tennessee				Inactive					
09/29	at Denver				Inactive					
10/06	at Carolina				Inactive					
10/13	vs. New Orleans				Inactive					
10/20	at Cincinnati				Inactive					
10/27	vs. N.Y. Jets				Inactive					
11/03	vs. Houston				Inactive					
BYE WEEK										
11/17	at Indianapolis				Inactive					
11/24	at Tennessee	3	2	1	0.0	0	0	0	0	
12/01	vs. Tampa Bay				Inactive					
12/08	vs. L.A. Chargers				Inactive					
12/15	at Oakland				Inactive					
12/22	at Atlanta				Inactive					
12/29	vs. Indianapolis				Inactive					
2019 totals:		4	3	1	0.0	0	0	0	0	



69



TYLER SHATLEY

OFFENSIVE LINEMAN
6-3 | 310 LBS | 5-5-1991
CLEMSON
ICARD, NORTH CAROLINA
ACQ: ROOKIE FREE AGENT 2014
EXP: 6TH YEAR



TRANSACTIONS

Originally signed by Jacksonville as an undrafted rookie on 5/12/14 ... Re-signed with Jacksonville on 3/29/19

PRO (GAMES PLAYED/STARTED - 78/16, 3/0)

- Sixth-year veteran has appeared in 78 games and made 16 starts during his six-year career
- Was one of three undrafted rookies to make the opening day roster in 2014

2019 (w/ JAX - 16/0)

Appeared in all 16 games, primarily assisting on special teams

- 9/8 vs. K.C.: Saw action on special teams
- 9/15 at HOU: Saw action on special teams
- 9/19 vs. TEN: Saw action on special teams
- 9/29 at DEN: Saw action on special teams
- 10/6 at CAR: Saw action on special teams
- 10/13 vs. N.O.: Saw action on special teams
- 10/20 at CIN: Saw action on special teams
- 10/27 vs. NYJ: Saw action on special teams
- 11/3 vs. HOU: Saw action on special teams
- 11/17 at IND: Saw action on special teams
- 11/24 at TEN: Saw action on special teams
- 12/1 vs. T.B.: Saw action on special teams
- 12/8 vs. LAC: Saw action on special teams
- 12/15 at OAK: Saw action on special teams
- 12/22 at ATL: Saw action on special teams
- 12/29 vs. IND: Saw action at C and on special teams

2018 (w/ JAX - 15/6)

Stepped in as the starting center after OL **Brandon Linder** was placed on reserve/injured prior to Week 11

- 11/11 at IND: Saw action at C in relief of OL **Brandon Linder** beginning in the third quarter and did not allow a sack while playing 38 offensive plays
- 11/18 vs. PIT: Started at C and helped the team rush for 179 yards after taking over for C **Brandon Linder** (knee)
- 11/25 at BUF: Started at C and helped the team rush for 226 yards

2017 (w/ JAX - 16/4, 3/0)

Part of an offensive line that helped the team lead the league in rushing for the first time in franchise history and allowed a franchise-low 24 sacks

- 11/5 vs. CIN: Started at C helped the team rush for 149 yards ... Part of a unit that did not allow a sack for the third time this season
- 11/12 vs. LAC: Saw extensive action at LG and helped the team rush for 135 yards and served as the team's long snapper on FGs after LS **Matt Overton** exited the game with a shoulder injury ... Snapped for the game-tying and game-winning FGs

2016 (w/ JAX - 16/4)

Made two starts at C and two at LG while seeing action in all 16 games

- 9/25 vs. BAL: Started at C and played in all 66 offensive snaps
- 1/1 at IND: Started at LG, helping the team rush for 182 yards

2015 (w/ JAX - 13/0)

Saw action in 13 games, primarily on special teams

2014 (w/ JAX - 1/0)

Earned spot on opening day roster after joining club as a rookie free agent ... Was inactive for 15 games

- 11/9 vs. DAL: Made NFL debut and played RG for the entire second half

COLLEGE (AT CLEMSON 2009-13)

- Began his career as a fullback for the Tigers, before moving to the defensive line in 2010 and the offensive line in the spring of 2012
- Played in 51 games with 27 starts
- Started 25 games on offense over his final two seasons and registered 60 knockdowns on 1,776 snaps
- As a senior in 2013, was a team captain and earned third-team All-ACC honors
- As a junior in 2013, named a Strength & Conditioning All-American by the NSCA
- Graduated with a degree in civil engineering

PERSONAL

- Attended East Burke (Icard, N.C.) High School where he was the No. 3 rated FB in the nation by Tom Lemming
- Did not play on the offensive line in HS
- As a FB, had 2,000 rushing yards and 31 TDs in his junior and senior seasons
- Also served as the team's punter and averaged 40.7 yards per punt
- Full name is Christian Tyler Shatley
- Twitter handle is @tyler_shatley



94



DAWUANE SMOOT

DEFENSIVE END
6-3 | 264 LBS | 3-2-1995
ILLINOIS
GROVEPORT, OHIO
ACQ: THIRD ROUND OF 2017 DRAFT (68TH)
EXP: 3RD YEAR



TRANSACTIONS

Originally drafted by Jacksonville in the third round (68th overall) of the 2017 NFL Draft

PRO (GAMES PLAYED/STARTED - 40/0, 3/0)

Third-year DE has played in 40 career games, amassing 36 tackles (26 solo), eight TFL and 6.0 sacks

2019 (w/ JAX - 16/0)

Appeared in all 16 games, amassing career highs with 17 tackles (12 solo), eight TFL, 6.0 sacks and one fumble recovery

- **9/8 vs. K.C.:** Saw action at DE, compiling two solo tackles
- **9/15 at HOU:** Saw action at DE and assisted on one tackle
- **9/19 vs. TEN:** Saw action at DE, posting three tackles (two solo) including his first career sack ... Ended the night with 2.0 sacks
- **9/29 at DEN:** Saw action at DE
- **10/6 at CAR:** Saw action on defense and on special teams
- **10/13 vs. N.O.:** Saw action at DE, compiling two tackles (one solo), including 1.0 sack
- **10/20 at CIN:** Saw action at DE
- **10/27 vs. NYJ:** Saw action at DE, notching two tackles (one solo), including 1.0 sack
- **11/3 vs. HOU:** Saw action at DE and made one solo tackle
- **11/17 at IND:** Saw action at DE, tallying two solo tackles
- **11/24 at TEN:** Saw action at DE
- **12/1 vs. T.B.:** Saw action at DE
- **12/8 vs. LAC:** Saw action on defense and special teams
- **12/15 at OAK:** Saw action at DE and made one tackle
- **12/22 at ATL:** Saw action at DE and notched 1.0 sack
- **12/29 vs. IND:** Saw action at DE, posting two tackles, 1.0 sack and one fumble recovery

2018 (w/ JAX - 8/0)

- **11/11 at IND:** Made his season debut and recorded one tackle
- **12/2 vs. IND:** Saw action at DL, posting two tackles (one solo) and two QB hurries
- **12/16 vs. WAS:** Recorded one tackle for loss

2017 (w/ JAX - 16/0, 3/0)

- **9/10 at HOU:** Made his NFL debut and recorded one solo tackle
- **9/24 vs. BAL:** Saw action at DE and recorded two solo tackles
- **10/8 at PIT:** Recorded two tackles (one solo) and one tackle for a loss
- **11/19 at CLE:** Recorded two tackles (one solo) and assisted on one special teams tackle
- **11/26 at ARI:** Recorded two solo tackles and also recorded two solo special teams tackles
- **12/24 at S.F.:** Recorded two tackles (one solo)

COLLEGE (AT ILLINOIS, 2013-16)

- Finished his career with 24 straight starts
- Tied for sixth in Illinois history with 38.5 tackles for a loss and eighth with 16.5 career sacks
- Named team captain as a senior, starting all 12 games at defensive tackle and totaled 56 tackles, 15 for a loss, 10 QB pressures, 5.0 sacks, two forced fumbles and one pass defended
- Recorded 8.0 sacks in his junior year

PERSONAL

- Goes by "D.J."
- Attended Groveport Madison (Ohio) High School
- In his final two seasons, totaled 204 tackles, 24.0 sacks, five forced fumbles, four passes defended and one fumble recovery
- Has his own personal YouTube channel, 'Smoot TV', that chronicles his NFL journey on and off the field
- Earned defensive MVP at Madison his junior and senior years

REGULAR SEASON STATISTICS

YEAR	TEAM	GP/GS	TKL	SOLO	ASST	SACKS	FF	FR	PD	TFL
2017	JAX	16/0	15	11	4	0.0	0	0	0	2
2018	JAX	8/0	4	3	1	0.0	0	0	0	0
2019	JAX	16/0	17	12	5	6.0	0	1	0	6
NFL totals: 3 yrs.		40/0	36	26	10	6.0	0	1	0	8

Single Game Career Highs

Tackles:

4 (11/26/17 at ARI)

Sacks:

2.0 (9/19/19 vs. TEN)

Tackles for loss:

2 (9/19/19 vs. TEN)

Fumble recoveries:

1 (12/29/19 vs. IND)

POSTSEASON CAREER STATISTICS


YEAR	TEAM	GP/GS	TKL	SOLO	ASST	SACKS	FF	FR	PD	TFL
2017	JAX	3/0	0	0	0	0.0	0	0	0	0
NFL totals: 3 yrs.		3/0	0	0	0	0.0	0	0	0	0

2019 GAME-BY-GAME STATISTICS

DATE	OPP	TKL	SOLO	ASST	SACKS	FF	FR	PD	TFL
09/08	vs. Kansas City	2	2	0	0.0	0	0	0	0
09/15	at Houston	1	0	1	0.0	0	0	0	0
09/19	vs. Tennessee	3	2	1	2.0	0	0	0	2
09/29	at Denver	0	0	0	0.0	0	0	0	0
10/06	at Carolina	0	0	0	0.0	0	0	0	0
10/13	vs. New Orleans	2	1	1	1.0	0	0	0	1
10/20	at Cincinnati	0	0	0	0.0	0	0	0	0
10/27	vs. N.Y. Jets	2	1	1	1.0	0	0	0	1
11/03	vs. Houston	1	1	0	0.0	0	0	0	0
BYE WEEK									
11/17	at Indianapolis	2	2	0	0.0	0	0	0	0
11/24	at Tennessee	0	0	0	0.0	0	0	0	0
12/01	vs. Tampa Bay	0	0	0	0.0	0	0	0	0
12/08	vs. L.A. Chargers	0	0	0	0.0	0	0	0	0
12/15	at Oakland	1	0	1	0.0	0	0	0	0
12/22	at Atlanta	1	1	0	1.0	0	0	0	1
12/29	vs. Indianapolis	2	2	0	1.0	0	1	0	1
2019 totals:		17	12	5	6.0	0	1	0	6



97



AKEEM SPENCE

DEFENSIVE TACKLE
6-1 | 303 LBS | 11-29-91
ILLINOIS
FORT WALTON BEACH, FLORIDA
ACQ: FREE AGENT 2019
EXP: 7TH YEAR



TRANSACTIONS

Originally drafted in the fourth round (100th overall) by Tampa Bay in the 2013 NFL Draft ... Signed by Detroit on 3/9/17 ... Traded by Detroit to Miami on 5/3/18 ... Released by Miami on 8/27/19 ... Signed by Philadelphia on 9/11/19 ... Released by Philadelphia on 10/22/19 ... Signed by Jacksonville on 10/25/19

PRO (GAMES PLAYED/STARTED - 103/57)

Seventh-year DT who has appeared in 103 career games, making 57 starts and amassing 195 tackles (120 solo), 10.5 sacks, four fumble recoveries and one forced fumble

2019 (w/ PHI - 6/0, w/ JAX - 9/0)

Saw action in 15 games, compiling 18 tackles (14 solo) ... Spent the preseason with Miami and Weeks 2-7 with Philadelphia before being released and signed by Jacksonville prior to Week 8

- **10/27 vs. NYJ:** Made his Jaguars debut, notching three tackles (one solo)
- **11/3 vs. HOU:** Saw action at DT and made one solo tackle
- **11/17 at IND:** Saw action at DT, compiling three tackles (two solo)
- **11/24 at TEN:** Saw action at DT
- **12/1 vs. T.B.:** Saw action at DT and made one solo tackle
- **12/8 vs. LAC:** Saw action at DT, posting one solo tackle
- **12/15 at OAK:** Saw action on special teams
- **12/22 at ATL:** Saw action on defense and special teams
- **12/29 vs. IND:** Saw action at DT, posting two solo tackles

2018 (w/ MIA - 16/16)

Started all 16 games, compiling a season-high 42 tackles (23 solo) and 2.0 sacks

- **11/4 vs. NYJ:** Notched three tackles (two solo) and 2.0 sacks
- **11/25 at IND:** Amassed seven solo tackles and a blocked punt

2017 (w/ DET - 16/11)

Played in all 16 games, making 11 starts, notching 39 tackles (19 solo), 3.0 sacks and one forced fumble

- **10/8 vs. CAR:** Collected three tackles (two solo), 1.0 sack and one forced fumble
- **12/24 at CIN:** Posted a career-high eight tackles

2016 (w/ T.B. - 16/4)

Saw action in 16 games and made four starts ... Compiled 19 tackles (10 solo) and a half sack

- **10/2 vs. DEN:** Made five tackles (one solo) and 0.5 sacks

2015 (w/ T.B. - 8/7)

Played in eight games while making seven starts, posting 11 tackles (eight solo)

2014 (w/ T.B. - 16/5)

Saw action in all 16 games, making five starts ... Compiled 37 tackles (27 solo), a season-high 3.0 sacks and two fumble recoveries

2013 (w/ T.B. - 16/14)

Played in all 16 games during his rookie year, making 14 starts and notching 29 tackles (19 solo), 1.0 sack and one fumble recovery

COLLEGE (AT ILLINOIS, 2009-12)

- Was a three-year starter for the Illini, starting in all 38 games of his college career and compiling 186 tackles (65 solo), 3.5 sacks and two forced fumbles
- Started all 12 games as a junior, contributing 72 tackles (32 solo), 1.0 sack and one forced fumble.
- Started all 13 games as a sophomore, notching 69 tackles (18 solo), 1.5 sacks and one forced fumble
- Started all 13 games as a true freshman and compiled 45 tackles (15 solo) and 1.0 sack ... Was awarded first-team Freshman All-American honors

PERSONAL

- Attended Fort Walton Beach (Fla.) High School, where he amassed 80 tackles and 5.0 sacks as a senior and 67 tackles and 2.0 sacks as a junior
- Also threw shot put and discus in track

REGULAR SEASON STATISTICS

YEAR	TEAM	GP/GS	TKL	SOLO	ASST	SACKS	FF	FR	PD	TFL
2013	T.B.	16/14	29	19	10	1.0	0	1	0	2
2014	T.B.	13/5	37	27	10	3.0	0	2	2	4
2015	T.B.	8/7	11	8	3	1.0	0	0	2	1
2016	T.B.	16/4	19	10	9	0.5	0	0	2	2
2017	DET	16/11	39	19	20	3.0	1	0	1	4
2018	MIA	16/16	42	23	19	2.0	0	1	0	6
2019	PHI/JAX	15/0	18	14	4	0.0	0	0	0	0
NFL totals: 7 yrs.		103/57	195	120	75	10.5	1	4	0	19

Single Game Career Highs

Tackles:

8 (9/4/14 vs. SEA)

Sacks:

2.0 (11/4/18 vs. NYJ)

Forced Fumbles:

1 (10/8/17 vs. CAR)

Fumble recoveries:

1 (three times; last: 12/14/14 at CAR)

2019 GAME-BY-GAME STATISTICS

DATE	OPP	TKL	SOLO	ASST	SACKS	FF	FR	PD	TFL	
09/08	vs. Kansas City	Not on team								
W/ PHI										
09/15	at Atlanta	0	0	0	0.0	0	0	0	0	
09/22	vs. Detroit	3	3	0	0.0	0	0	0	0	
09/26	at Green Bay	0	0	0	0.0	0	0	0	0	
10/06	vs. N.Y. Jets	1	1	0	0.0	0	0	0	0	
10/13	at Minnesota	1	1	0	0.0	0	0	0	0	
10/20	at Dallas	2	1	1	0.0	0	0	0	0	
W/ JAX										
10/27	vs. N.Y. Jets	3	1	2	0.0	0	0	0	0	
11/03	vs. Houston	1	1	0	0.0	0	0	0	0	
BYE WEEK										
11/17	at Indianapolis	3	2	1	0.0	0	0	0	0	
11/24	at Tennessee	0	0	0	0.0	0	0	0	0	
12/01	vs. Tampa Bay	1	1	0	0.0	0	0	0	0	
12/08	vs. Los Angeles	1	1	0	0.0	0	0	0	0	
12/15	at Oakland	0	0	0	0.0	0	0	0	0	
12/22	at Atlanta	0	0	0	0.0	0	0	0	0	
12/29	vs. Indianapolis	2	2	0	0.0	0	0	0	0	
2019 totals:		18	14	4	0.0	0	0	0	0	

75



JAWAAN TAYLOR

OFFENSIVE LINEMAN
6-5 | 312 LBS | 11-25-1997
FLORIDA
COCOA, FLORIDA
ACQ: SECOND ROUND OF 2019 DRAFT (35TH)
EXP: ROOKIE



TRANSACTIONS

Originally drafted by Jacksonville in the second round (35th overall) of the 2019 NFL Draft

PRO (GAMES PLAYED/STARTED - 16/16)

Rookie OL was drafted by Jacksonville in the second round (35th overall) of the 2019 NFL Draft

2019 (w/ JAX - 16/16)

Appeared and started in all 16 games, becoming the first Jaguars rookie to start in all 16 games since OL **Maurice Williams** in 2001 ... Part of an offensive line that helped RB **Leonard Fournette** gain 1,674 yards from scrimmage ... Fournette became the only Jaguars player since 2011 to post at least 1,500 scrimmage yards in a single season

- **9/8 vs. K.C.:** Started at RT in his NFL debut
- **9/15 at HOU:** Started at RT
- **9/19 vs. TEN:** Started at RT and played all 54 offensive snaps
- **9/29 at DEN:** Started at RT, aiding in RB **Leonard Fournette's** career-high 225 yards rushing and an average of 7.1 yards per carry ... The team averaged 269 total net rushing yards, the second-most in franchise history
- **10/6 at CAR:** Started at RT, helping RB **Leonard Fournette** eclipse the 100 yard mark in back-to-back games for the first time since his rookie season in 2017
- **10/13 vs. N.O.:** Started at RT
- **10/20 at CIN:** Started at RT, paving the way for RB **Leonard Fournette's** 131 yards rushing
- **10/27 vs. NYJ:** Started at RT
- **11/3 vs. HOU:** Started at RT
- **11/17 at IND:** Started at RT
- **11/24 at TEN:** Started at RT
- **12/1 vs. T.B.:** Started at RT
- **12/8 vs. LAC:** Started at RT
- **12/15 at OAK:** Started at RT
- **12/22 at ATL:** Started at RT
- **12/29 vs. IND:** Started at RT

COLLEGE (AT FLORIDA, 2016-18)

- Did not miss a game in his three-year career for the Gators, playing in all 37 games with 35 starts (33 at RT, 2 at LT)
- Was part of a Gator offensive line in 2018 that allowed 18 sacks, the 20th-fewest in the NCAA and third-fewest in the SEC, garnering Second Team All-SEC accolades from Athlon Sports
- Declared for the NFL Draft following his junior season

PERSONAL

- Attended Cocoa (Fla.) High School
- Member of the 2015 Florida Class 4A First Team All-State
- As a senior, helped his team to a 10-3 record and reach the Class 4A State Semifinals
- Son of Robert and Wendy Taylor

THE JAWAAN TAYLOR FILE

On what would surprise fans about him: I've been playing drums since I was six years old at my church. My grandmother was pastor of the church, so I picked it up and started playing. I play every time I go back to church.

On his hidden talent: Fishing.

On who is most responsible for getting him to this point: Family. My parents and my big brother. They're my support system.

On his nickname growing up: Growing up, my mom called me Waany after Juwan Howard.

On what animal he would be: Lion.

On what he would do if he didn't play football: I would love to work with kids. I also love sports broadcasting.

On the current Jaguars he looks up to: Cam Robinson, Taven Bryan and Calais Campbell



40



BRANDON WATSON

CORNERBACK
5-11 | 198 LBS | 7-11-1995
MICHIGAN
WILMINGTON, DELAWARE
ACQ: PRACTICE SQUAD 2019
EXP: ROOKIE



TRANSACTIONS

Signed by Jacksonville as an undrafted rookie on 5/10/19 ... Released by Jacksonville on 8/31/19 ... Signed by Jacksonville to the practice squad on 9/1/19 ... Promoted to Jacksonville's 53-man roster on 10/30/19

PRO (GAMES PLAYED/STARTED - 8/0)

Rookie CB who spent saw action in eight games, primarily on special teams, after being activated to the 53-man roster prior to Week 9

2019 (w/ JAX - 8/0)

Saw action in eight games during his rookie campaign ... Notched one defensive tackle and four special teams tackles ... Spent Weeks 1-8 on Jacksonville's practice squad before being activated to the 53-man roster prior to Week 9

- **11/3 vs. HOU:** Made his NFL debut, playing 19 snaps on special teams
- **11/17 at IND:** Collected his first career special teams tackle
- **11/24 at TEN:** Saw action on special teams
- **12/1 vs. T.B.:** Saw action on special teams
- **12/8 vs. LAC:** Saw action on special teams, recording one tackle
- **12/15 at OAK:** Saw action on special teams
- **12/22 at ATL:** Saw action on special teams, posting one tackle
- **12/29 vs. IND:** Saw action on defense and special teams, tallying one defensive tackle and one tackle on special teams

COLLEGE (AT MICHIGAN, 2015-18)

- Appeared in 51 games for Michigan, totaling 79 tackles, 18 passes defended and three INTs (two returned for a TD) for the Wolverines
- Played in all 13 games at DB and contributed on special teams in 2018, amassing a total of 38 tackles and returned two of his three interceptions for touchdowns
- One of four players in program history with multiple interceptions returned for touchdowns

PERSONAL

- Attended Eastern (Elkton, Md.) Christian Academy

REGULAR SEASON STATISTICS


YEAR	TEAM	GP/GS	TKL	SOLO	ASST	SACKS	FF	FR	PD	INT
2019	JAX	8/0	1	1	0	0.0	0	0	0	0
NFL totals: 1 yr.		8/0	1	1	0	0.0	0	0	0	0

Additional Statistics: Four special teams tackles in 2019

2019 GAME-BY-GAME STATISTICS

DATE	OPP	TKL	SOLO	ASST	SACKS	FF	FR	PD	INT	
09/08	vs. Kansas City									
09/15	at Houston									
09/19	vs. Tennessee									
09/29	at Denver									
10/06	at Carolina									
10/13	vs. New Orleans									
10/20	at Cincinnati									
10/27	vs. N.Y. Jets									
11/03	vs. Houston	0	0	0	0.0	0	0	0	0	
BYE WEEK										
11/17	at Indianapolis	0	0	0	0.0	0	0	0	0	
11/24	at Tennessee	0	0	0	0.0	0	0	0	0	
12/01	vs. Tampa Bay	0	0	0	0.0	0	0	0	0	
12/08	vs. Los Angeles	0	0	0	0.0	0	0	0	0	
12/15	at Oakland	0	0	0	0.0	0	0	0	0	
12/22	at Atlanta	0	0	0	0.0	0	0	0	0	
12/29	vs. Indianapolis	1	1	0	0.0	0	0	0	0	
2019 totals:		1	1	0	0.0	0	0	0	0	





DEDE WESTBROOK

WIDE RECEIVER
6-0 | 178 LBS | 11-21-1993
OKLAHOMA
CAMERON, TEXAS
ACQ: FOURTH ROUND OF 2017 DRAFT (110TH)
EXP: THIRD YEAR



TRANSACTIONS

Drafted by Jacksonville in the fourth round (110th overall) of the 2017 draft ... Placed on injured/reserve on 9/8/17 ... Activated to the 53-man roster on 11/18/17

PRO (GAMES PLAYED/STARTED - 38/23, 3/3)

Career totals include 159 receptions for 1,716 yards and nine TDs

2019 (w/ JAX - 15/9)

Saw action in 15 games and made nine starts, compiling 66 receptions for 660 yards (10.0 rec. avg.) and three TDs

- **9/8 vs. K.C.:** Started at WR, hauling in five receptions for 30 yards (6.0 avg) and one TD
- **9/15 at HOU:** Started at WR and recorded one reception for 3 yards
- **9/19 vs. TEN:** Caught five passes for 46 yards (9.2 avg.)
- **9/29 at DEN:** Recorded a team-high five receptions for 66 yards (13.2 avg)
- **10/6 at CAR:** Hauled in seven receptions for 82 yards (11.7 avg.)
- **10/13 vs. N.O.:** Caught three passes for 53 yards (17.7 avg.)
- **10/20 at CIN:** Started at WR, hauling in six receptions for a season-high 103 yards (17.2 avg.) ... Added 14 rushing yards on two attempts (7.0 avg.)
- **10/27 vs. NYJ:** Started at WR and returned two punts for 22 yards (11.0 avg) before leaving the game due to injury (neck/shoulder)
- **11/3 vs. HOU:** Inactive due to a neck/shoulder injury
- **11/17 at IND:** Started at WR, catching four passes for 32 yards (8.0 rec. avg.)
- **11/24 at TEN:** Hauled in a season-high eight receptions for 69 yards (8.6 rec. avg.)
- **12/1 vs. T.B.:** Started at WR, catching five passes for 60 yards (12.0 rec. avg.) and one TD ... Posted a 43-yard punt return, his longest of the season
- **12/8 vs. LAC:** Saw action at WR, collecting six receptions for 25 yards (4.2 rec. avg.)
- **12/15 at OAK:** Started at WR, hauling in two receptions for 14 yards (7.0 rec. avg.) and adding 7 yards on one rush
- **12/22 at ATL:** Recorded two receptions for 5 yards (2.5 rec. avg.)
- **12/29 vs. IND:** Started at WR, amassing seven catches for 72 yards (10.3 rec. avg.) and 1 TD

2018 (w/ JAX - 16/9)

Led the team with 66 receptions for 717 receiving yards and five receiving TDs ... Returned 19 punts for 266 yards (14.0 avg.)

- **9/16 vs. N.E.:** Recorded four receptions for 82 yards, including a career-long 61-yard TD reception, which stretched the lead to 18 with 7:35 remaining in the game
- **9/30 vs. NYJ:** Started at WR and led the team in receiving with nine receptions for a career-high 130 yards (14.4 rec. avg.) and rushed once for 11 yards ... First 100-yard receiving performance of his career
- **12/16 vs. WAS:** Caught three passes for 21 yards and rushed once for 20 yards ... Returned three punts for 84 yards, including a 74-yard punt return for a TD, which is tied for the third-longest punt return TD in franchise history

2017 (w/ JAX - 7/5, 5/3)

Activated to the 53-man active roster prior to the team's Week 11 game at Cleveland ... Totaled 27 receptions for 339 yards and one TD in seven games

- **11/26 at ARI:** Led the team with six receptions for 41 yards
- **12/3 vs. IND:** Made his first career start at WR and recorded six receptions for 78 yards
- **12/10 vs. SEA:** Started at WR and recorded five receptions for 81 yards and his first career TD, an 18-yard catch in the third quarter

COLLEGE (AT OKLAHOMA, 2015-16)

- Finished career ranked fourth in school history with nine 100-yard receiving games, tied for sixth with 21 TD receptions, seventh with 2,267 career receiving yards and 12th with 126 career receptions, despite playing just two seasons
- One of five Heisman Trophy finalists (along with former OU teammate and current Cleveland QB **Baker Mayfield**) in 2016
- Won the Biletnikoff Award in 2016, given to the nation's most outstanding receiver after he set the OU single-season record with 17 TDs
- Led all Power 5 players in receiving yards (1,524) and receiving TDs per game (1.31) while ranking third in receiving yards per game (117.2)
- Named Big 12 Offensive Newcomer of the Year by league's coaches in 2015
- Started his collegiate career at Blinn (Brenham, Texas) Community College,

where he ranked second in the nation with 76 receptions and led junior college ranks with 1,487 yards and 13 TDs in eight games

PERSONAL

- Attended Cameron Yoe (Texas) High School
- Started his own clothing company, Go Crazy, which was inspired by his mother telling him to 'go crazy' in all of his life endeavors in order to be successful

REGULAR SEASON STATISTICS

YEAR	TEAM	GP/GS	RECs	YDS	AVG.	LG	TD
2017	JAX	7/5	27	339	12.6	29	1
2018	JAX	16/9	66	717	10.9	61t	5
2019	JAX	15/9	66	660	10.0	39	3
NFL totals: 3 yrs.		38/23	159	1,716	10.8	61t	9

Additional statistics: 14 carries for 125 yards rushing (8.9 rush avg.)

Single Game Career Highs

Receptions:

9 (9/30/18 vs. NYJ)

Receiving yards:

130 (9/30/18 vs. NYJ)

Longest reception:

61t (9/16/18 vs. N.E.)

Receiving touchdowns:

1 (eight times; last: 12/29/19 vs. IND)

POSTSEASON CAREER STATISTICS

YEAR	TEAM	GP/GS	RECs	YDS	AVG.	LG	TD
2017	JAX	3/3	7	85	12.1	29	0
NFL totals: 2 yrs.		3/3	7	85	12.1	29	0

2019 GAME-BY-GAME STATISTICS

DATE	OPP	RECs	YDS	AVG.	LG	TD	
09/08	vs. Kansas City	5	30	6.0	15t	1	
09/15	at Houston	1	3	3.0	0	0	
09/19	vs. Tennessee	5	46	9.2	28	0	
09/29	at Denver	5	66	13.2	32	0	
10/06	at Carolina	7	82	11.7	30	0	
10/13	vs. New Orleans	3	53	17.7	23	0	
10/20	at Cincinnati	6	103	17.2	33	0	
10/27	vs. N.Y. Jets	0	0	-	-	0	
11/03	vs. Houston	Inactive (neck/shoulder)					
BYE WEEK							
11/17	at Indianapolis	4	32	8.0	15	0	
11/24	at Tennessee	8	69	8.6	22	0	
12/01	vs. Tampa Bay	5	60	12.0	39	1	
12/08	vs. L.A. Chargers	6	25	4.2	7	0	
12/15	at Oakland	2	14	7.0	11	0	
12/22	at Atlanta	2	5	2.5	3	0	
12/29	vs. Indianapolis	7	72	10.3	18t	1	
2019 totals:		66	660	10.0	39	3	

PUNT RETURNS

DATE	GAME	NO.	YDS	AVG.	LG	TD	
09/08	vs. Kansas City	0	0	0.0	0	0	
09/15	at Houston	2	3	1.5	3	0	
09/19	vs. Tennessee	2	11	5.5	9	0	
09/29	at Denver	2	5	2.5	5	0	
10/06	at Carolina	3	17	5.7	15	0	
10/13	vs. New Orleans	1	0	0.0	0	0	
10/20	at Cincinnati	3	15	5.0	15	0	
10/27	vs. N.Y. Jets	2	22	11.0	24	0	
11/03	vs. Houston	Inactive (neck/shoulder)					
BYE WEEK							
11/17	at Indianapolis	0	0	0.0	0	0	
11/24	at Tennessee	2	-5	-2.5	-	0	
12/01	vs. Tampa Bay	2	48	24.0	43	0	
12/08	vs. L.A. Chargers	1	-4	-4.0	-	0	
12/15	at Oakland	1	8	8.0	8	0	
12/22	at Atlanta	1	7	7.0	7	0	
12/29	vs. Indianapolis	1	5	5.0	5	0	
2019 totals:		23	132	5.7	43	0	



JARROD WILSON

SAFETY
6-2 | 210 LBS | 2-9-1994
MICHIGAN
AKRON, OHIO
ACQ: ROOKIE FREE AGENT 2016
EXP: 4TH YEAR



TRANSACTIONS

Originally signed by Jacksonville as an undrafted rookie on 5/1/16

PRO (GAMES PLAYED/STARTED - 63/18, 3/0)

• Fourth-year S who has appeared in 63 games, making 18 starts
• Career totals include 94 tackles (71 solo), six passes defended, two INTs and two forced fumbles

2019 (w/ JAX - 16/16)

Started in all 16 games and led the team in total snaps played (1,186) and tackles (73) ... Also posted career highs with four passes defended, two INTs and one forced fumble

- **9/8 vs. K.C.:** Started at SS and recorded five tackles, tied for the team lead
- **9/15 at HOU:** Started at SS, amassing eight tackles (four solo), including two TFL and added one pass defended
- **9/19 vs. TEN:** Started at FS and notched four tackles (two solo)
- **9/29 at DEN:** Started at FS, posting six tackles (four solo) and two special teams tackles
- **10/6 at CAR:** Started at FS, collecting four tackles (two solo) and one TFL
- **10/13 vs. N.O.:** Started at FS
- **10/20 at CIN:** Started at FS and amassed five tackles (four solo)
- **10/27 vs. NYJ:** Started at FS, notching four solo tackles
- **11/3 vs. HOU:** Started at FS, posting four solo tackles and a forced fumble that prevented a TD in the fourth quarter
- **11/17 at IND:** Started at FS, amassing five tackles (four solo), one pass defended and his first career INT, and one special teams tackle
- **11/24 at TEN:** Started at FS, contributing four solo tackles
- **12/1 vs. T.B.:** Started at FS, posting six tackles (two solo), including one TFL and added one special teams tackle
- **12/8 vs. LAC:** Started at FS, amassing four tackles (two solo), one pass defended and one special teams tackle
- **12/15 at OAK:** Started at FS and made one solo tackle
- **12/22 at ATL:** Started at FS, notching seven tackles (five solo) and one INT
- **12/29 vs. IND:** Started at FS, tallying a team-high six tackles (five solo) and one TFL

2018 (w/ JAX - 16/2)

Appeared in all 16 games for the second time in his career and recorded a career-high 16 tackles and two passes defended ... Added five special teams tackles

- **12/23 at MIA:** Made his first career start at SS and recorded three tackles
- **12/30 at HOU:** Started at SS and recorded six tackles, including one for a loss, and one pass defended ... Also collected one solo tackle on special teams

2017 (w/ JAX - 15/0, 3/0)

Saw action in 15 games and recorded eight special teams tackles

- **11/19 at CLE:** Saw action at S and on special teams, recovering one fumble in the third quarter on CLE S **Jabrill Peppers'** muffed punt
- **1/14 at PIT:** Recorded two passes defended in relief of S **Tashaun Gipson Sr.**, who left the game with a foot injury and did not return

2016 (w/ JAX - 16/0)

- **9/11 vs. GB:** Made his NFL and Jaguars debut and played 12 snaps on special teams

COLLEGE (AT MICHIGAN, 2012-15)

- Four-year letterman for the Wolverines
- Appeared in 48 games with 31 starts during his time in Ann Arbor
- Career totals include 169 tackles, seven passes defended, four INTs, four TFL, one forced fumble and one fumble recovery
- Named a 2015 All-Big Ten honorable mention
- As a senior in 2015, started all 13 games at safety
- As a junior in 2014, started 10 games at safety and totaled 50 tackles and one forced fumble
- Majored in general studies in the College of Literature, Science and the Arts

PERSONAL

- Attended Akron Buchtel (Ohio) High School where he played for former Michigan RB **Ricky Powers**
- Registered 71 tackles and three INTs, including one pick six, as a senior in 2011 en route to first-team All-State honors

- Also lettered in basketball
- His uncle, **Dave Young**, played at Purdue and for the Baltimore Colts
- Launched the 'Jarrod Wilson Foundation' in April of 2019 which focuses on giving back to communities through career and college readiness, scholarship programs, community service and athletics

REGULAR SEASON STATISTICS

YEAR	TEAM	GP/GS	TKL	SOLO	ASST	SACKS	FF	FR	PD	INT
2016	JAX	16/0	2	2	0	0.0	0	0	0	0
2017	JAX	15/0	3	3	0	0.0	0	0	0	0
2018	JAX	16/2	16	14	2	0.0	1	0	2	0
2019	JAX	16/16	73	52	21	0.0	1	0	4	2
NFL totals: 4 yrs.		63/18	94	71	23	0.0	2	0	6	2

Single Game Career Highs

Tackles:

9 (9/15/19 at HOU)

Tackles for loss:

2 (9/15/19 at HOU)

Forced fumbles:

1 (two times; last: 11/3/19 vs. HOU)

Fumble recoveries:

1 (11/19/17 at CLE)

Passes defended:

1 (six times; last: 12/22/19 at ATL)

Interceptions:

1 (two times; last: 12/22/19 at ATL)

Additional Statistics: Five tackles for loss, five special teams tackles

POSTSEASON CAREER STATISTICS

YEAR	TEAM	GP/GS	TKL	SOLO	ASST	SACKS	FF	FR	PD	INT
2017	JAX	3/0	0	0	0	0.0	0	0	2	0
NFL totals: 4 yrs.		3/0	0	0	0	0.0	0	0	2	0

2019 GAME-BY-GAME STATISTICS

DATE	OPP	TKL	SOLO	ASST	SACKS	FF	FR	PD	INT
09/08	vs. Kansas City	5	5	0	0.0	0	0	0	0
09/15	at Houston	8	4	4	0.0	0	0	1	0
09/19	vs. Tennessee	4	2	2	0.0	0	0	0	0
09/29	at Denver	6	4	2	0.0	0	0	0	0
10/06	at Carolina	4	2	2	0.0	0	0	0	0
10/13	vs. New Orleans	0	0	0	0.0	0	0	0	0
10/20	at Cincinnati	5	4	1	0.0	0	0	0	0
10/27	vs. N.Y. Jets	4	4	0	0.0	0	0	0	0
11/03	vs. Houston	4	4	0	0.0	1	0	0	0
BYE WEEK									
11/17	at Indianapolis	6	5	1	0.0	0	0	1	0
11/24	at Tennessee	5	4	1	0.0	0	0	0	1
12/01	vs. Tampa Bay	6	2	4	0.0	0	0	0	0
12/08	vs. L.A. Chargers	4	2	2	0.0	0	0	1	0
12/15	at Oakland	1	1	0	0.0	0	0	0	0
12/22	at Atlanta	7	5	2	0.0	0	0	1	1
12/29	vs. Indianapolis	6	5	1	0.0	0	0	0	0
2019 totals:		73	52	21	0.0	1	0	4	2

42



ANDREW WINGARD

SAFETY
 6-0 | 209 LBS | 12-5-1996
 WYOMING
 ARVADA, COLORADO
 ACQ: ROOKIE FREE AGENT 2019
 EXP: ROOKIE



TRANSACTIONS

Originally signed by Jacksonville as an undrafted rookie on May 10, 2019

PRO (GAMES PLAYED/STARTED - 16/2)

Rookie S who was the only undrafted rookie free agent signed in 2019 to make the team's opening day roster

2019 (w/ JAX - 16/2)

Appeared in all 16 games, making two starts, while compiling 19 tackles (13 solo), 1.0 sack and one forced fumble ... Led the team with eight special teams tackles

- **9/8 vs. K.C.:** Made his NFL debut, seeing action at S and on special teams, and totaled one solo tackle and two special teams tackles
- **9/15 at HOU:** Saw action on special teams, making one tackle
- **9/19 vs. TEN:** Saw action on special teams, playing in 22 snaps
- **9/29 at DEN:** Saw action on special teams and assisted on one special teams tackle
- **10/6 at CAR:** Saw action on defense and special teams, assisting on a defensive tackle and recording a solo tackle on special teams
- **10/13 vs. N.O.:** Saw action on defense and special teams, notching a solo tackle on defense while adding a special teams tackle
- **10/20 at CIN:** Saw action on special teams
- **10/27 vs. NYJ:** Saw action on special teams, making one special teams tackle
- **11/3 vs. HOU:** Saw action on special teams
- **11/17 at IND:** Saw action on special teams
- **11/24 at TEN:** Saw action at SS in relief of injured S **Ronnie Harrison**, recording a career-high five tackles (three solo)
- **12/1 vs. T.B.:** Made his first career start at SS, recording seven tackles (six solo), including a sack-fumble, marking the first sack of his career
- **12/8 vs. LAC:** Started at FS, amassing four tackles (two solo)
- **12/15 at OAK:** Saw action on special teams
- **12/22 at ATL:** Saw action on defense and special teams, posting one defensive tackle and one tackle on special teams
- **12/29 vs. IND:** Saw action on special teams and made one tackle

COLLEGE (AT WYOMING, 2015-18)

- Played at Wyoming from 2015-18 and finished second in school history with 454 tackles while adding 18 passes defended, 10 INTs and five forced fumbles
- Recorded 87 tackles (46 solo), three passes defended and two INTs as a senior in 2018, earning first-team All-Mountain West honors
- Named first-team All-Mountain West as a junior in 2017 after totaling 114 tackles and a career-high five INTs
- Recorded 131 total tackles in 2016, which ranked fourth in the FBS and first in the Mountain West
- Played in all 12 games (11 starts) as a freshman in 2015 and registered 122 total tackles
- His 6.9 solo tackles per game ranked No. 1 in the Mountain West and No. 4 in the NCAA

PERSONAL

- Attended Ralston Valley (Arvada, Colo.) High School and rushed for 1,653 yards on 190 carries in his senior season
- Earned first-team All-State honors after totaling 2,702 all-purpose yards
- Father, Dan, was a punter at the University of Nebraska
- Avid skier and golfer

REGULAR SEASON STATISTICS

YEAR	TEAM	GP/GS	TKL	SOLO	ASST	SACKS	FF	FR	PD	INT
2019	JAX	16/2	19	14	5	1.0	0	0	0	0
NFL totals: 1 yr.		16/2	19	14	5	1.0	0	0	0	0

Tackles:

6 (12/8/19 vs. LAC)

Sacks:

1 (12/1/19 vs. T.B.)

Special teams tackles:

2 (9/8/19 vs. K.C.)

Forced fumbles:

1 (12/1/19 vs. T.B.)

Additional statistics: Eight special teams tackles in 2019

2019 GAME-BY-GAME STATISTICS

DATE	OPP	TKL	SOLO	ASST	SACKS	FF	FR	PD	INT
09/08	vs. Kansas City	1	1	0	0.0	0	0	0	0
09/15	at Houston	0	0	0	0.0	0	0	0	0
09/19	vs. Tennessee	0	0	0	0.0	0	0	0	0
09/29	at Denver	0	0	0	0.0	0	0	0	0
10/06	at Carolina	1	1	0	0.0	0	0	0	0
10/13	vs. New Orleans	1	1	0	0.0	0	0	0	0
10/20	at Cincinnati	0	0	0	0.0	0	0	0	0
10/27	vs. N.Y. Jets	0	0	0	0.0	0	0	0	0
11/03	vs. Houston	0	0	0	0.0	0	0	0	0
BYE WEEK									
11/17	at Indianapolis	0	0	0	0.0	0	0	0	0
11/24	at Tennessee	5	3	2	0.0	0	0	0	0
12/01	vs. Tampa Bay	6	5	1	1.0	1	0	0	0
12/08	vs. L.A. Chargers	4	2	2	0.0	0	0	0	0
12/15	at Oakland	0	0	0	0.0	0	0	0	0
12/22	at Atlanta	1	1	0	0.0	0	0	0	0
12/29	vs. Indianapolis	0	0	0	0.0	0	0	0	0
2019 totals:		19	14	5	1.0	1	0	0	0





INJURED RESERVE PLAYER BIOS

57



D.J. ALEXANDER

LINEBACKER
6-2 | 233 LBS | 9-30-1991
OREGON STATE
PALM DESERT, CALIFORNIA
ACQ: FREE AGENT 2019
EXP: 5TH YEAR



TRANSACTIONS

Originally drafted by Kansas City in the fifth round (172nd overall) of the 2015 NFL draft ... Traded by Kansas City to Seattle on 7/28/17 ... Waived by Seattle on 9/1/18 ... Claimed off waivers by Philadelphia on 9/2/18 ... Signed as an unrestricted free agent by Jacksonville on 5/1/19 ... Placed on reserve/injured by Jacksonville on 10/22/19

PRO (GAMES PLAYED/STARTED - 61/1, 4/0)

- Has posted 32 career special teams tackles, including a career-high 11 special teams tackles as a rookie in 2015
- Selected to the Pro Bowl in 2016 as a special teamer

2019 (w/ JAX - 5/0)

Saw action in five games before being placed on the reserve/injured list on Oct. 22 with a hamstring injury ... Tallied five tackles (three solo) and two special teams tackles

- **9/8 vs. K.C.:** Posted one tackle
- **9/15 at HOU:** Saw action on special teams before exiting the game due to injury (hamstring)
- **9/19 vs. TEN:** Inactive
- **9/29 at DEN:** Inactive
- **10/6 at CAR:** Saw action on special teams, recording one special teams tackle
- **10/13 vs. N.O.:** Saw action on special teams
- **10/20 at CIN:** Saw action at LB, collecting four tackles (two solo) while adding one solo tackle on special teams

2018 (w/ PHI - 12/0, 1/0)

Appeared in 12 regular season games and totaled three special teams tackles and one fumble recovery

- **12/16 at LAR:** Recovered a fumble in the team's 30-23 victory

2017 (w/ SEA - 12/0)

Appeared in 12 games and posted two tackles, as well as seven special teams tackles

- **11/9 at ARI:** Registered two special teams tackles
- **11/20 vs. ATL:** Posted multiple special teams tackles for the second consecutive game

2016 (w/ K.C. - 16/0, 1/0)

Appeared in all 16 games for the second consecutive season ... Totaled nine special teams tackles and was named to the Pro Bowl as a special teamer

- **11/27 at DEN:** Posted a single game career-high three special teams tackles

2015 (w/ K.C. - 16/0, 2/0)

Appeared in all 16 games during his rookie season and posted a career-high 11 special teams tackles

COLLEGE (AT OREGON STATE, 2011-14)

- Started 32 career games for the Beavers
- As a senior in 2014, started all 12 games for the first time in his career and finished second on the team with 70 tackles, including 12 tackles for loss

PERSONAL

- Attended Palm Desert (Calif.) High School and played both LB and WR, finishing as the co-Desert Valley MVP as a senior after totaling 118 tackles and 7.0 sacks
- Two-time All-CIF Eastern Division selection
- Also broke the school's 100- and 200-meter sprint records while starring on the track team
- Born Donnell Welch and switched his surname in 2012 to honor his stepfather
- Son of Eugene and Cindy Alexander
- Majored in human development and family science at Oregon State

REGULAR SEASON STATISTICS

YEAR	TEAM	GP/GS	TKL	SOLO	ASST	SACKS	FF	FR	PD	TFL
2015	K.C.	16/0	2	1	1	0.0	0	0	0	0
2016	K.C.	16/1	5	5	0	0.0	1	0	0	1
2017	SEA	12/0	2	2	0	0.0	0	0	0	1
2018	PHI	12/0	0	0	0	0.0	0	1	0	0
2019	JAX	5/0	5	3	2	0.0	0	0	0	0
NFL totals: 5 yrs.		61/1	14	11	3	0.0	1	1	0	2

Additional statistics: Special teams tackles; 11 in 2015, nine in 2016, seven in 2017, three in 2018, two in 2019

Single Game Career Highs

Tackles:

4 (two times; last: 10/20/19 at CIN)

Special Teams Tackles:

3 (11/27/16 vs. at DEN)

Forced fumbles:

1 (11/6/16 vs. JAX)

Fumble recoveries:

1 (12/16/18 at LAR)

POSTSEASON CAREER STATISTICS

YEAR	TEAM	GP/GS	TKL	SOLO	ASST	SACKS	FF	FR	PD	TFL
2015	K.C.	2/0	0	0	0	0.0	0	0	0	0
2016	K.C.	1/0	0	0	0	0.0	0	0	0	0
2018	PHI	1/0	0	0	0	0.0	0	0	0	0
NFL totals: 5 yrs.		4/0	0	0	0	0.0	0	0	0	0

Special teams tackles: One in 2015

2019 GAME-BY-GAME STATISTICS

DATE	OPP	TKL	SOLO	ASST	SACKS	FF	FR	PD	TFL
09/08	vs. Kansas City	1	1	0	0.0	0	0	0	0
09/15	at Houston	0	0	0	0.0	0	0	0	0
09/19	vs. Tennessee				Inactive (Hamstring)				
09/29	at Denver				Inactive (Hamstring)				
10/06	at Carolina	0	0	0	0.0	0	0	0	0
10/13	vs. New Orleans	0	0	0	0.0	0	0	0	0
10/20	at Cincinnati	4	2	2	0.0	0	0	0	0
10/27	vs. N.Y. Jets				Reserve/Injured				
11/03	vs. Houston				Reserve/Injured				
	BYE WEEK								
11/17	at Indianapolis				Reserve/Injured				
11/24	at Tennessee				Reserve/Injured				
12/01	vs. Tampa Bay				Reserve/Injured				
12/08	vs. L.A. Chargers				Reserve/Injured				
12/15	at Oakland				Reserve/Injured				
12/22	at Atlanta				Reserve/Injured				
12/29	vs. Indianapolis				Reserve/Injured				
2019 totals:		5	3	2	0.0	0	0	0	0

99



MARCELL DAREUS



DEFENSIVE TACKLE
6-3 | 331 LBS | 3-13-1990
ALABAMA
BIRMINGHAM, ALABAMA
ACQ: TRADE (BUFFALO) 2017
EXP: 9TH YEAR

TRANSACTIONS

Originally drafted by Buffalo in the first round (third overall) of the 2011 NFL draft ... Traded to Jacksonville for a 2018 sixth-round draft pick on 10/28/17 ... Placed on reserve/injured by Jacksonville on 10/25/19

PRO (GAMES PLAYED/STARTED - 121/107, 3/1)

- Earned All-Pro honors in 2014
- Selected to the Pro Bowl in 2014 and 2015

2019 (w/ JAX - 6/6)

Appeared and started in six games prior to being placed on the reserve/injured list on Oct. 25 with an abdominal injury ... Season totals include 13 tackles (eight solo), one TFL, one pass defended and 0.5 sack

- **9/8 vs. K.C.:** Did not play (inactive) due to an elbow injury
- **9/15 at HOU:** Started at DT, registering three tackles (two solo)
- **9/19 vs. TEN:** Started at NT, compiling three tackles (one solo) and 0.5 sack
- **9/29 at DEN:** Started at DT
- **10/6 at CAR:** Started at DT, posting four tackles (two solo) and one TFL
- **10/13 vs. N.O.:** Started at DT and notched two solo tackles
- **10/20 at CIN:** Started at DT, registering one solo tackle and one pass defended

2018 (w/ JAX - 15/15)

Started all 15 games in which he appeared in and recorded 32 tackles (23 solo) ... Made his 100th career start against Miami on 12/23/18

- **9/23 vs. TEN:** Started at NT and recorded six tackles (four solo)
- **9/30 vs. NYJ:** Started at NT and recorded three tackles, including a tackle on Jets RB **Isaiah Crowell** in the endzone that resulted in a safety
- **10/28 vs. PHI:** Started at NT and recorded five tackles (three solo), including a strip-sack, which led to a K **Josh Lambo** 51-yard FG

2017 (w/ JAX - 9/0)

Appeared in nine games and totaled 21 tackles (19 solo), 1.0 sack and one tackle for a loss ... Recorded 10 tackles (eight solo), four TFL and 2.0 sacks in the postseason

- **11/5 vs. CIN:** Made his Jaguars debut and recorded three solo tackles
- **11/12 vs. LAC:** Recorded four tackles (three solo)
- **12/31 at TEN:** Started at NT and recorded four solo tackles, 1.0 sack and one tackle for a loss
- **1/7 vs. BUF:** Started at NT and recorded four tackles (three solo) and one tackle for a loss
- **1/14 at PIT:** Recorded one solo tackle, his first career postseason sack and one tackle for a loss
- **1/21 at N.E.:** Recorded five tackles (four solo), two tackles for a loss and 1.0 sack

2017 (w/ BUF - 5/3)

Appeared in five games with Buffalo prior to his trade to Jacksonville and totaled eight tackles (four solo), 1.0 sack and two tackles for a loss

2016 (w/ BUF - 8/8)

Appeared in eight games with seven starts and recorded 39 tackles (24 solo), five tackles for a loss, 3.5 sacks and one pass defended

2015 (w/ BUF - 15/15)

Started all 15 games in which he appeared and totaled 51 tackles (38 solo), nine tackles for a loss and 2.0 sacks

2014 (w/ BUF - 15/15)

Started all 15 games in which he appeared under current Jaguars Head Coach **Doug Marrone** and totaled 49 tackles (36 solo), 12 tackles for a loss, a career-high 10.0 sacks, one pass defended and one forced fumble

2013 (w/ BUF - 16/14)

Appeared in all 16 games under current Jaguars Head Coach **Doug Marrone**, starting 14 and recorded a career-high 71 tackles (46 solo), eight tackles for a loss, 7.5 sacks, three passes defended and one forced fumble

2012 (w/ BUF - 16/16)

Started in all 16 games and recorded 39 tackles (26 solo), six passes defended, five tackles for a loss, 5.5 sacks and one fumble recovery

2011 (w/ BUF - 16/15)

Appeared in all 16 games, starting 15 and totaled 43 tackles (32 solo), nine tackles for a loss, 5.5 sacks, two passes defended and one fumble recovery

COLLEGE (AT ALABAMA, 2008-10)

- Appeared in 33 career games, totaling 39 tackles (27 solo), 20 tackles for loss and 11.0 sacks
- Won the BCS National Championship in 2010 and was named the game's defensive MVP

PERSONAL

- Attended Huffman (Ala.) High School
- Totaled 117 tackles and 20 sacks as a senior, and also returned a fumble for a touchdown
- ASWA All-State honorable mention, listed on the Atlanta Journal-Constitution's Super Southern 100 and the Mobile Press-Register Elite 18.
- Donated \$125,000 through 'The Dareus Foundation' to fund a three-classroom building at the Christ-Roi Primary School of Cammy in Haiti

REGULAR SEASON STATISTICS

YEAR	TEAM	GP/GS	TKL	SOLO	ASST	SACKS	FF	FR	PD	TFL
2011	BUF	16/15	43	32	11	5.5	0	1	2	9
2012	BUF	16/16	39	26	13	5.5	0	1	6	5
2013	BUF	16/14	71	46	25	7.5	1	0	3	8
2014	BUF	15/15	49	36	13	10.0	1	0	1	12
2015	BUF	15/15	51	38	13	2.0	0	0	0	5
2016	BUF	8/7	39	24	15	3.5	0	0	1	5
2017	BUF	5/3	8	4	4	1.0	0	0	0	2
2017	JAX	9/0	20	18	2	1.0	0	0	0	1
2018	JAX	15/15	32	23	9	1.0	1	0	1	3
2019	JAX	6/6	13	8	5	0.5	0	0	1	1
NFL totals: 9 yrs.		121/107	365	255	110	37.5	3	2	15	51

Single Game Career Highs

Tackles:

8 (two times, last: 11/12/16 vs. JAX)

Sacks:

3.0 (two times; last: 11/9/14 vs. K.C.)

Forced fumbles:

1 (three times; last: 10/28/18 vs. PHI)

Fumble recoveries:

1 (two times; last: 10/7/14 at S.F.)


POSTSEASON CAREER STATISTICS

YEAR	TEAM	GP/GS	TKL	SOLO	ASST	SACKS	FF	FR	PD	TFL
2017	JAX	3/1	10	8	2	2.0	0	0	0	4
NFL totals: 8 yrs.		3/1	10	8	2	2.0	0	0	0	4

2019 GAME-BY-GAME STATISTICS

DATE	OPP	TKL	SOLO	ASST	SACKS	FF	FR	PD	TFL	
09/08	vs. Kansas City	Inactive (elbow)								
09/15	at Houston	3	2	1	0.0	0	0	0	0	
09/19	vs. Tennessee	3	1	2	0.5	0	0	0	0	
09/29	at Denver	0	0	0	0.0	0	0	0	0	
10/06	at Carolina	4	2	2	0.0	0	0	0	1	
10/13	vs. New Orleans	2	2	0	0.0	0	0	0	0	
10/20	at Cincinnati	1	1	0	0.0	0	0	1	0	
10/27	vs. N.Y. Jets	Reserve/Injured								
11/03	vs. Houston	Reserve/Injured								
BYE WEEK										
11/17	at Indianapolis	Reserve/Injured								
11/24	at Tennessee	Reserve/Injured								
12/01	vs. Tampa Bay	Reserve/Injured								
12/08	vs. L.A. Chargers	Reserve/Injured								
12/15	at Oakland	Reserve/Injured								
12/22	at Atlanta	Reserve/Injured								
12/29	vs. Indianapolis	Reserve/Injured								
2019 totals:		13	8	5	0.5	0	0	1	1	

52



NAJEE GOODE

LINEBACKER
6-0 | 244 LBS | 6-4-1989
WEST VIRGINIA
CLEVELAND, OHIO
ACQ: FREE AGENT 2019
EXP: 8TH YEAR



TRANSACTIONS

Originally drafted by Tampa Bay in the fifth round (140th overall) of the 2012 NFL draft ... Waived by Tampa Bay on 9/1/13 ... Claimed off waivers by Philadelphia on 9/2/13 ... Placed on reserve/injured by Philadelphia on 9/10/14 ... Waived by Philadelphia on 9/5/15 ... Signed by Philadelphia on 9/22/15 ... Released by Philadelphia on 9/3/16 ... Signed by Philadelphia on 9/10/16 ... Signed a contract extension with Philadelphia on 3/9/17 ... Signed by Indianapolis as an unrestricted free agent on 4/5/18 ... Signed by Jacksonville as an unrestricted free agent on 5/1/19 ... Placed on reserve/injured by Jacksonville on 11/26/19

PRO (GAMES PLAYED/STARTED - 90/8, 6/1)

• Has totaled 64 tackles (49 solo), seven passes defended, 2.0 sacks, one fumble recovery and one INT in his 90-game career, as well as 31 special teams tackles
• Super Bowl LII Champion with the Eagles

2019 (w/ JAX - 10/4)

Appeared in 10 games and made four starts before being placed on the reserve/injured list on Nov. 26 with a knee injury suffered in Week 12 at Tennessee ... Compiled 24 tackles (20 solo), two passes defended, 1.0 sack and one TFL

- **9/8 vs. K.C.:** Saw time at MLB after LB **Myles Jack** left the game, contributing three tackles
- **9/15 at HOU:** Saw action on special teams
- **9/19 vs. TEN:** Saw action at MLB after LB **Myles Jack** left the game, compiling three tackles (two solo) and one pass defended
- **9/29 at DEN:** Saw action on special teams, collecting one tackle
- **10/6 at CAR:** Saw action at MLB and posted two solo tackles
- **10/13 vs. N.O.:** Made his first career start for Jacksonville at WLB and tied his career-high with six tackles (four solo), including 1.0 sack, and added one pass defended
- **10/20 at CIN:** Started at WLB and exited the game early due to injury
- **10/27 vs. NYJ:** Was inactive due to a toe injury
- **11/3 vs. HOU:** Started at WLB and compiled five tackles (four solo)
- **11/17 at IND:** Started at WLB and tallied five solo tackles
- **11/24 at TEN:** Saw action on special teams, making one special teams tackle

2018 (w/ IND - 16/0, 2/0)

Appeared in all 16 games for the third consecutive season ...
• **10/4 at N.E.:** Registered the first INT of his career and also posted a season-high six tackles

2017 (w/ PHI - 16/3, 3/1)

Super Bowl LII Champion ... Appeared in all 16 games for the second consecutive season ... Posted three special teams tackles during postseason run
• **12/31 vs. DAL:** Registered a season-high five tackles in the regular season finale
• **2/4 vs. N.E.:** Posted two special teams tackles in Super Bowl LII victory

2016 (w/ PHI - 16/0)

Appeared in all 16 games for the first time in his career ... Totaled nine special teams tackles

2015 (w/ PHI - 14/0)

Appeared in 14 games and totaled four special teams tackles

2014 (w/ PHI - 1/0)

Appeared in one game before being placed on the reserve/injured list on 9/10/14

2013 (w/ PHI - 14/1, 1/0)

Appeared in all 14 games and made his first career start on 11/17 vs. WAS

2012 (w/ T.B. - 3/0)

Saw action in three games during his rookie season

COLLEGE (AT WEST VIRGINIA, 2008-11)

• Appeared in 52 games at West Virginia and totaled 157 tackles (80 solo), 8.0 sacks, two INTs and two forced fumbles
• Posted a career-high 87 tackles (43 solo) after moving to MLB during the spring of 2011

PERSONAL

- Attended Benedectine (Ohio) High School and starred at QB and LB
- Named the MVP of the Cuyahoga County East-West High School All-Star Charity Game
- Son of John and **Fatimah Goode**
- Father, John, played for the St. Louis Cardinals and the Philadelphia Eagles in the NFL
- Majored in industrial engineering

REGULAR SEASON STATISTICS

YEAR	TEAM	GP/GS	TKL	SOLO	ASST	SACKS	FF	FR	PD	TFL	INT
2012	T.B.	3/0	0	0	0	0.0	0	0	0	0	0
2013	PHI	14/1	13	9	4	1.0	0	1	4	1	0
2014	PHI	1/0	0	0	0	0.0	0	0	0	0	0
2015	PHI	14/0	6	5	1	0.0	0	0	0	0	0
2016	PHI	16/0	0	0	0	0.0	0	0	0	0	0
2017	PHI	16/3	15	12	3	0.0	0	0	0	3	0
2018	IND	16/0	6	2	4	0.0	0	0	1	0	1
2019	JAX	10/4	24	20	4	1.0	0	0	2	1	0
NFL totals: 8 yrs.		90/8	64	49	16	2.0	0	1	7	5	1

Additional statistics: Special teams tackles (31); six in 2013, four in 2015, nine in 2016, six in 2017, five in 2018, two in 2019

Single Game Career Highs

Tackles:

6 (two times; last: 10/13/19 vs. N.O.)

Special Teams Tackles:

3 (12/6/15 at N.E.)

Fumble recoveries:

1 (10/27/13 vs. NYG)

Sacks

1.0 (two times; last: 10/13/19 vs. N.O.)

POSTSEASON CAREER STATISTICS


YEAR	TEAM	GP/GS	TKL	SOLO	ASST	SACKS	FF	FR	PD	TFL	INT
2013	PHI	1/0	0	0	0	0.0	0	0	0	0	0
2017	PHI	3/1	2	1	1	0.0	0	0	0	0	0
2018	IND	2/0	0	0	0	0.0	0	0	0	0	0
NFL totals: 8 yrs.		6/1	2	1	1	0.0	0	0	0	0	0

2019 GAME-BY-GAME STATISTICS

DATE	OPP	TKL	SOLO	ASST	SACKS	FF	FR	PD	TFL		
09/08	vs. Kansas City	3	3	0	0.0	0	0	0	0		
09/15	at Houston	0	0	0	0.0	0	0	0	0		
09/19	vs. Tennessee	3	2	1	0.0	0	0	1	0		
09/29	at Denver	0	0	0	0.0	0	0	0	0		
10/06	at Carolina	2	2	0	0.0	0	0	0	0		
10/13	vs. New Orleans	6	4	2	1.0	0	0	1	1		
10/20	at Cincinnati	0	0	0	0.0	0	0	0	0		
10/27	vs. N.Y. Jets	Inactive (toe)									
11/03	vs. Houston	5	4	1	0.0	0	0	0	0		
BYE WEEK											
11/17	at Indianapolis	5	5	0	0.0	0	0	0	0		
11/24	at Tennessee	0	0	0	0.0	0	0	0	0		
12/01	vs. Tampa Bay	Reserve/Injured									
12/08	vs. L.A. Chargers	Reserve/Injured									
12/15	at Oakland	Reserve/Injured									
12/22	at Atlanta	Reserve/Injured									
12/29	vs. Indianapolis	Reserve/Injured									
2019 totals:		24	20	4	1.0	0	0	2	1		

Additional statistics: Two special teams tackles

73



DONNELL GREENE

OFFENSIVE LINEMAN
6-5 | 335 LBS | 11-9-1995
MINNESOTA
MARIETTA, GEORGIA
ACQ: ROOKIE FREE AGENT 2019
EXP: ROOKIE



TRANSACTIONS

Originally signed by Jacksonville as an undrafted rookie on 5/10/19

PRO (GAMES PLAYED/STARTED - 0/0)

Rookie OL missed the entire 2019 season after being placed on the reserve/injured list on Aug. 31

2019 (w/ JAX - 0/0)

Missed the entire season after being placed on injured reserve on Aug. 31

COLLEGE (AT MINNESOTA 2016-18)

- Played in 36 games (29 starts) for the Gophers
- Started 10 games as a senior in 2018 and blocked for an offense that averaged 28.9 points per game and rushed for 23 TDs and threw for 20 TDs
- Played in 12 games (11 starts) and anchored an offensive line that allowed 22.0 sacks (1.8 per game) on his way to All-Big Ten honorable mention honors in 2017
- Played in 13 games and started the final eight games of the 2016 season on the offensive line ... Blocked for an offense that rushed for 2,387 yards and 34 TDs
- Spent 2014 and 2015 seasons at Coffeyville Community College

PERSONAL

- Attended Kell (Marietta, Ga.) High School and helped lead the team to a 13-1 record and a berth in the state semifinals his senior year
- Son of Toriano and **Heather Sparrow**
- Has three sisters (Tanea, Mariah and Ashley)

66



BEN IJALANA

OFFENSIVE LINEMAN
6-4 | 322 | 8-8-1989
VILLANOVA
NEW BRUNSWICK, N.J.
ACQ: FREE AGENT 2019
EXP: 9TH YEAR



TRANSACTIONS

Originally drafted by Indianapolis in the second round (49th overall) of the 2011 NFL Draft... Waived by Indianapolis on 8/31/13... Signed by N.Y. Jets on 9/1/13... Signed by Jacksonville on 8/11/19 ... Placed on reserve/injured by Jacksonville on 8/31/19

PRO (GAMES PLAYED/STARTED - 34/13)

Ninth-year veteran who has appeared in 34 games with 13 starts in stints with Indianapolis (2011-12) and the N.Y. Jets (2013-17)

2019 (w/ JAX - 0/0)

Missed the entire season after being placed on injured reserve on Aug. 31

2018 (w/ NYJ - 0/0)

Missed the entire season after being placed on injured reserve

2017 (w/ NYJ - 11/0)

Appeared in 11 games in a reserve role

2016 (w/ NYJ - 16/13)

Was one of just two linemen to appear in every game for the Jets ... Made the first 13 starts of his career

2015 (w/ NYJ - 0/0)

Inactive for the first 16 games of the season before being activated for the season finale but did not play

2014 (w/ NYJ - 3/0)

Appeared in three games in a reserve role

2013 (w/ NYJ - 0/0)

Inactive for all 16 games after being claimed from IND (9/1)

2012 (w/ IND - 0/0)

Missed the entire season after being placed on injured reserve

2011 (w/ IND - 4/0)

Appeared in four games before being placed on injured reserve

COLLEGE (AT VILLANOVA, 2007-10)

Appeared in 53 career games at left tackle for the Wildcats, posting a 40-13 record ... One of four players in school history to earn All-America honors in multiple seasons and one of two to earn all-conference honors three times after he was named first-team All-CAA three straight years... As a senior, was a first-team All-America selection by the NFL Draft Report, Walter Camp and Sports Network

PERSONAL

- Attended Rancocas Valley (Mount Holly, N.J.) High School
- Majored in criminal justice while at Villanova



MYLES JACK

LINEBACKER
6-1 | 244 LBS | 9-3-1995
UCLA
SCOTTSDALE, ARIZONA
ACQ: SECOND ROUND OF 2016 DRAFT (36TH)
EXP: 4TH YEAR



TRANSACTIONS

Originally drafted by Jacksonville in the second round (36th overall) of the 2016 draft on choice obtained from Baltimore for Jaguars' second (38th overall)- and fifth (146th overall)-round choices ... Signed contract extension with Jacksonville on 9/2/19 ... Placed on reserve/injured by Jacksonville on 12/5/19

PRO (GAMES PLAYED/STARTED - 59/53, 3/3)

• Made his NFL debut in the team's season opener in 2016
• Career totals include 287 tackles, 5.5 sacks, 10 passes defended and two INTs

2019 (w/ JAX - 11/11)

Started in 11 games before being placed on the reserve/injured list on Dec. 5 with a knee injury ... Finished the season with 66 tackles (42 solo), four passes defended, three TFL, one INT and a 0.5 sack

- **9/8 vs. K.C.:** Started at MLB, posting two solo tackles before exiting the game in the second quarter
- **9/15 at HOU:** Started at MLB, recording seven tackles (four solo) and 0.5 sacks
- **9/19 vs. TEN:** Started at MLB, collecting two tackles and one TFL, before exiting the game with an injury
- **9/29 at DEN:** Started at MLB, posting six tackles (three solo)
- **10/6 at CAR:** Started at MLB, tallying a team-leading nine tackles (three solo), two passes defended and one TFL
- **10/13 vs. N.O.:** Started at MLB and collected eight tackles (three solo)
- **10/20 at CIN:** Started at MLB, amassing five tackles (three solo), two passes defended and his second career INT
- **10/27 vs. NYJ:** Started at MLB, notching four tackles (three solo)
- **11/3 vs. HOU:** Started at MLB and tied for the team lead with seven tackles (six solo)
- **11/17 at IND:** Started at MLB and led the team with nine tackles (seven solo)
- **11/24 at TEN:** Started at MLB and led the team with seven tackles (six solo) and one TFL
- **12/1 vs. T.B.:** Inactive due to a knee injury

2018 (w/ JAX - 16/16)

Started all 16 games for the second consecutive season and recorded his first career 100-plus tackle season ... Played every snap on defense in 2018 (1,020 snaps) and was one of three players in the NFL to play 100 percent of his team's defensive snaps (DEN S Justin Simmons & PHI S Malcolm Jenkins)

- **9/9 at NYG:** Led the team with 10 tackles (seven solo) and added an INT, which he returned 32 yards for a TD ... Joins LB **Telvin Smith Sr.** and CB **Aaron Beasley** as the only players in team history to record a pick six and a fumble return TD in their careers
- **12/2 vs. IND:** Started at MLB and recorded 10 tackles (seven solo) and one fumble recovery, his second takeaway of the season (INT in Week 1), which led to a second quarter field goal and 3-0 lead
- **12/6 at TEN:** Started at MLB and led the team with a season-high 13 tackles (eight solo), including 1.0 sack

2017 (w/ JAX - 16/16, 3/3)

Regularly started at SLB, but played all three LB positions throughout the course of the year

- **9/10 at HOU:** Started at SLB and led the team with 14 tackles (eight solo) and also had one tackle for a loss
- **1/21 at N.E.:** Started at SLB and recorded seven tackles (six solo) and one forced fumble, which he also recovered

2016 (w/ JAX - 16/10)

Played in all 16 games making 10 starts, during his rookie year ... Totaled 22 tackles (16 solo) to rank tied for 12th on the team in tackles

- **9/11 vs. G.B.:** Played in 12 snaps on special teams in NFL and team debut
- **10/2 vs. IND:** Earned his first career start and made four tackles (three solo) and one pass defended

COLLEGE (AT UCLA, 2013-15)

• Saw action on both sides of the ball in 29 career games and totaled 178 tackles (116 solo), 23 passes defended, 15 tackles for a loss and two fumble recoveries defensively, while rushing 68 times for 387 yards and 11 TDs

• Started all 13 games at LB in 2014 and was second on the team with 88 tackles, eight for loss and seven passes defended, while rushing 28 times for

113 yards and three TDs

- Second-team All-Pac 12 in 2014
- Named both Offensive and Defensive Freshman of the Year in the Pac-12 by the coaches after posting 75 tackles, 11 passes defended and two INTs, while rushing for 267 yards and seven TDs on 38 attempts
- Finalist for the Paul Hornung Award as the nation's most versatile player in 2013

PERSONAL

- A four-star recruit from Bellevue (Wash.) High School, according to both Scout.com and Rivals.com
- Ranked as the nation's No. 4 OLB and No. 1 in the west
- Also played running back in high school for an offense that averaged more than 46 points per game his senior season
- Selected to play in the U.S. Army All-American game, where he posted five tackles
- Earned letters in track (three) and basketball (one)
- Son of H. David Jack and La Sonjia (Fisher) Jack
- Has one brother, Jahlen
- Twitter handle is @MylesJack
- Paid the electric bills for elderly residents in 31 homes around the Jacksonville community through a one-time donation to the Jacksonville Electric Authority (JEA)

REGULAR SEASON STATISTICS

YEAR	TEAM	GP/GS	TKL	SOLO	ASST	SACKS	FF	FR	PD	TFL	INT
2016	JAX	16/10	24	18	6	0.5	0	0	2	1	0
2017	JAX	16/16	90	66	24	2.0	0	1	3	5	0
2018	JAX	16/16	107	75	32	2.5	1	1	1	1	1
2019	JAX	11/11	66	42	24	0.5	0	0	4	3	1
NFL totals: 4 yrs.		59/53	287	201	86	5.5	1	2	10	10	2

Single Game Career Highs

Tackles:

14 (9/11/17 at HOU)

Passes Defended:

2 (twice; last: 10/20/19 at CIN)

Interceptions:

1 (twice; last: 10/20/19 at CIN)

Fumble recoveries:

1 (twice; last: 12/2/18 vs. IND)


POSTSEASON STATISTICS

YEAR	TEAM	GP/GS	TKL	SOLO	ASST	SACKS	FF	FR	PD	TFL	INT
2017	JAX	3/3	19	16	3	1.0	1	1	3	2	1
NFL totals: 3 yrs.		3/3	19	16	3	1.0	1	1	3	2	1

2019 GAME-BY-GAME STATISTICS

DATE	OPP	TKL	SOLO	ASST	SACKS	FF	FR	PD	TFL	
09/08	vs. Kansas City	2	2	0	0.0	0	0	0	0	
09/15	at Houston	7	4	3	0.5	0	0	0	0	
09/19	vs. Tennessee	2	2	0	0.0	0	0	0	1	
09/29	at Denver	6	3	3	0.0	0	0	0	0	
10/06	at Carolina	9	3	6	0.0	0	0	2	1	
10/13	vs. New Orleans	8	3	5	0.0	0	0	0	0	
10/20	at Cincinnati	5	3	2	0.0	0	0	2	0	
10/27	vs. N.Y. Jets	5	4	1	0.0	0	0	0	0	
11/03	vs. Houston	7	6	1	0.0	0	0	0	0	
BYE WEEK										
11/17	at Indianapolis	9	7	2	0.0	0	0	0	0	
11/24	at Tennessee	7	6	1	0.0	0	0	0	1	
12/01	vs. Tampa Bay	Inactive (knee)								
12/08	vs. L.A. Chargers	Reserve/Injured								
12/15	at Oakland	Reserve/Injured								
12/22	at Atlanta	Reserve/Injured								
12/29	vs. Indianapolis	Reserve/Injured								
2019 totals:		66	42	24	0.5	0	0	4	3	

11



MARQISE LEE

WIDE RECEIVER
6-0 | 196 LBS | 11-25-1991
SOUTHERN CALIFORNIA
INGLEWOOD, CALIFORNIA
ACQ: SECOND ROUND OF 2014 DRAFT (39TH)
EXP: 6TH YEAR



TRANSACTIONS

Originally drafted by Jacksonville in the second round (39th overall) of the 2014 draft ... Re-signed by Jacksonville on 3/16/18 ... Placed on reserve/injured by Jacksonville on 10/29/19

PRO (GAMES PLAYED/STARTED - 59/30, 3/3)

- Was first of two receivers selected by the Jaguars in the second round of 2014 draft
- Became the seventh player in Jaguars history to return a kickoff for a TD and tied former RB **Maurice Jones-Drew** for longest kickoff return in team history

2019 (w/ JAX - 6/1)

Saw action in six games, making one start, and compiled three receptions for 18 yards (6.0 rec. avg.) prior to being placed on the reserve/injured list on Oct. 29 with a shoulder injury

- 9/8 vs. K.C.:** Saw action at WR in the season opener
- 9/15 at HOU:** Did not play (inactive) due to a knee injury
- 9/19 vs. TEN:** Saw action at WR
- 9/29 at DEN:** Started at WR and caught one pass for 5 yards, his first reception since Dec. 10, 2017
- 10/6 at CAR:** Hauled in one reception for 5 yards
- 10/13 vs. N.O.:** Saw action at WR and rushed once for 1 yard before leaving the game with an ankle injury
- 10/20 at CIN:** Inactive due to an ankle injury
- 10/27 vs. NYJ:** Recorded one reception for 8 yards

2018 (w/ JAX - IR)

Placed on Injured Reserve after suffering a knee injury in preseason

2017 (w/ JAX - 14/14, 3/3)

Appeared in 14 games on the season, starting each contest while hauling in 56 receptions for 702 yards (12.5 avg) and three TDs

- 11/5 vs. CIN:** Started at WR and led the team with eight receptions for 75 yards and one TD
- 12/3 vs. IND:** Led the team with seven receptions and a game-high 86 receiving yards and recorded one TD

2016 (w/ JAX - 16/6)

Set career highs with 63 receptions for 851 yards and three TDs ... The first player to record at least one passing TD, one receiving TD and one kickoff return for a TD in a single season since 1978 (BAL's RB **Joe Washington**)

- 9/18 at S.D.:** Had five receptions for a career-high-tying 75 yards (15.0 rec. avg.)
- 10/23 vs. OAK:** Posted a team-high seven receptions for 107 yards with a long reception of 38 yards, all of which were career-highs and the first game with 100-plus yards
- 12/11 vs. MIN:** Started at WR and posted five receptions for a career-high 113 yards (22.6 avg.) ... Returned three kicks for 66 yards (22.0 avg.)
- 12/18 at HOU:** Started at WR and returned two kickoffs for 133 yards, including a franchise record-tying longest kickoff return with a 100-yard kickoff return TD
- 12/24 vs. TEN:** Started at WR and recorded three receptions for 37 yards and one touchdown ... Threw first career pass in the NFL, a 20-yard touchdown to QB **Blake Bortles** in the fourth quarter

2015 (w/ JAX - 10/1)

Played in 10 games during his second season with one start, totaling 15 receptions for 191 yards (12.7 rec. avg.) for one TD ... Added five rushes for 38 yards (7.6 rush avg.)

- 12/20 vs. ATL:** Had two receptions for 46 yards (23.0 avg.), including a season-long 30-yard reception in the fourth quarter
- 12/27 at N.O.:** Recorded three receptions for 26 yards (8.7 rec. avg.) and one TD ... Rushed once for 9 yards (9.0 rush avg.)

2014 (w/ JAX - 13/8)

Appeared in 13 games as a rookie with eight starts and registered 37 receptions for 422 yards and one TD ... Missed three consecutive games with a hamstring injury

- 9/7 at PHI:** Started at WR in NFL debut and tied for the team lead with six catches for 62 yards with a long of 18 ... Joined WR **Allen Hurns** as first two rookie WRs to start in season opener in franchise history

COLLEGE (AT SOUTHERN CALIFORNIA, 2011-13)

- Three-year starter who declared for the NFL Draft following his junior season
- Career totals included 248 receptions for 3,655 yards (14.7 avg.) with 29 TDs
- Owens 24 school records and set five Pac-12 Conference marks
- Ranked first in school history in receiving yards, second in receptions and fourth in receiving TDs
- Was a long jumper and sprinter on USC's track team
- Became the school's first Biletznikoff Award winner as a sophomore as well as unanimous All-American and All-Pac 12 Conference first-team choice

PERSONAL

- Attended Serra (Gardena, Calif.) High School
- Lettered in football, basketball and track
- Earned Parade All-American honors as a senior as well as Super Prep All-American, Under Armour All-American, ESPNU 150, Rivals 100 and Prep Star Dream Team
- Finished with 57 receptions for 1,409 yards (24.7 avg.) with 24 TDs in final season along with 45 tackles and three INTs
- Was a sprinter and jumper on the track team, boasting a national prep No. 3 best 24-8 long jump, plus career bests of 44-7 in the triple jump, 6-4 in the high jump, 10.74 in the 100 meters and 22.11 in the 200 meters
- Twitter handle is @TeamLee1

REGULAR SEASON STATISTICS

YEAR	TEAM	GP/GS	NO	YDS	AVG	LG	TD
2014	JAX	13/8	37	422	11.4	37	1
2015	JAX	10/1	15	191	12.7	30	1
2016	JAX	16/6	63	851	13.5	51	3
2017	JAX	14/14	56	702	12.5	45	3
2018	JAX			Injured Reserve			
2019	JAX	6/1	3	18	6.0	8	0
NFL totals: 6 yrs.		59/30	174	2,184	12.6	51	8

Additional statistics: 16 rushes for 100 yards (6.2 rush avg.); 1-for-2 passing for 20 yards and one TD; 18 kickoff returns for 350 yards and one TD

Single Game Career Highs

Receptions:
8 (11/5/17 vs. Cin.)

Receiving yards:
113 (12/11/16 vs. Buf.)

Longest reception:
51 (11/6/16 at K.C.)


Receiving touchdowns:
1 (eight times; last: 12/3/17 vs. IND)

POSTSEASON STATISTICS

YEAR	TEAM	GP/GS	NO	YDS	AVG	LG	TD
2017	JAX	3/3	7	69	9.9	18	0
NFL totals: 6 yrs.		3/3	7	69	9.9	18	0

Additional statistics: one rush for 5 yards

33



DEVANTE MAYS

RUNNING BACK
5-10 | 224 LBS | 5-2630-1994
UTAH STATE
LIVINGSTON, TEXAS
ACQ: FREE AGENT 2019
EXP: 2ND YEAR



TRANSACTIONS

Originally signed by Green Bay as an undrafted rookie on 5/5/17 ... Released by Green Bay on 9/10/18 ... Signed by Cleveland to the practice squad on 10/23/18 ... Released by Cleveland on 5/13/19 ... Signed by Jacksonville on 8/1/19

PRO (GAMES PLAYED/STARTED - 8/0)

- Second-year running back has spent time in Green Bay (2017) and Cleveland (2018)
- Spent the 2019 preseason with Jacksonville and before being placed on injured reserve on Aug. 31

2019 (w/ JAX - 0/0)

Placed on injured reserve on Aug. 31

2018 (w/ CLE - p/s)

Spent the entire season on the Browns practice squad after being signed on Oct. 23

2017 (w/ G.B. - 8/0)

Saw action in eight games during his rookie campaign ... Ran the ball four times for 1 yard

COLLEGE (AT UTAH STATE, 2015-16)

- Played in 19 games while at Utah State and totaled 1,225 yards and 12 TDs
- Appeared in six games, making two starts, and rushed for 259 yards and three TDs as a senior in 2016
- Played in all 13 games and made six starts at running back as a junior in 2015 ... Finished the year with 165 carries for 966 yards (5.9 rush avg.) with nine TDs to lead the team in each category
- Attended Blinn (Texas) Junior College in 2014, earning Southwest Junior College Football Conference honorable mention honors as a sophomore as he rushed for 557 yards and three TDs on 57 carries
- Spent his freshman season at Tyler (Texas) Junior College

PERSONAL

- Attended Livingston (Texas) High School where he earned Texas Class 4A District 20 first-team honors at running back as a senior ... Helped the Lions to a 7-3 record and an appearance in the 4A Region III playoffs as he gained 600 yards on 58 carries (10.3 rush avg.) with eight TDs
- Earned Class 4A District 20 first-team honors during his junior season as he rushed for 1,023 yards on 169 carries (6.1 rush avg.) with 19 TDs, while catching 11 passes for 90 yards (8.2 rec. avg.)
- Also competed in power-lifting and track & field

REGULAR SEASON STATISTICS

YEAR	TEAM	GP/GS	NO	RUSHING				RECEIVING				
				YDS	AVG	LG	TD	NO	YDS	AVG	LG	TD
2017	G.B.	8/0	4	1	0.3	2	0	3	0	0.0	1	0
2018	CLE			PRACTICE SQUAD								
2019	JAX	0/0	0	0	0.0	0	0	0	0	0.0	0	0
NFL totals: 2 yr.		8/0	4	1	0.3	2	0	3	0	0.0	1	0

2019 GAME-BY-GAME STATISTICS

DATE	OPP	RUSHING					RECEIVING					
		NO	YDS	AVG	LG	TD	NO	YDS	AVG	LG	TD	
09/08	vs. Kansas City						Reserve/Injured					
09/15	at Houston						Reserve/Injured					
09/19	vs. Tennessee						Reserve/Injured					
09/29	at Denver						Reserve/Injured					
10/06	at Carolina						Reserve/Injured					
10/13	vs. New Orleans						Reserve/Injured					
10/20	at Cincinnati						Reserve/Injured					
10/27	vs. N.Y. Jets						Reserve/Injured					
11/03	vs. Houston						Reserve/Injured					
BYE WEEK												
11/17	at Indianapolis						Reserve/Injured					
11/24	at Tennessee						Reserve/Injured					
12/01	vs. Tampa Bay						Reserve/Injured					
12/08	vs. L.A. Chargers						Reserve/Injured					
12/15	at Oakland						Reserve/Injured					
12/22	at Atlanta						Reserve/Injured					
12/29	vs. Indianapolis						Reserve/Injured					
2019 totals:		0	0	0.0	0	0	0	0	0.0	0	0	0

55



LERENTEE MCCRAY

DEFENSIVE END
6-3 | 249 LBS | 8-26-1990
FLORIDA
OCALA, FLORIDA
ACQ: UNRESTRICTED FREE AGENT 2017
EXP: 6TH YEAR



TRANSACTIONS

Originally signed with Denver as an undrafted rookie on 4/27/13 ... Signed with Green Bay as an unrestricted free agent on 4/18/16 ... Traded by Green Bay to Buffalo for a 2018 draft pick on 8/30/16 ... Signed by Jacksonville as an unrestricted free agent on 3/10/17 ... Placed on reserve/injured by Jacksonville on 10/29/19

PRO (GAMES PLAYED/STARTED - 72/0, 7/0)

- Career totals include 38 tackles (20 solo), 4.0 sacks and two forced fumbles in six years with stops in Denver, Green Bay, Buffalo and Jacksonville
- Captured a Super Bowl championship in 2015 with Denver

2019 (w/ JAX - 9/0)

Saw action in nine games and compiled four tackles (three solo) prior to being placed on the reserve/injured list on Oct. 29 with a hamstring injury

- **9/8 vs. K.C.:** Saw action at DE and on special teams
- **9/15 at HOU:** Saw action at DE, recording two tackles (one solo)
- **9/19 vs. TEN:** Saw action at DE and on special teams
- **9/29 at DEN:** Saw action at DE and on special teams
- **10/6 at CAR:** Inactive due to an oblique injury
- **10/13 vs. N.O.:** Saw action on defense and special teams, notching one defensive tackle and one tackle on special teams
- **10/20 at CIN:** Saw action on defense and special teams
- **10/27 vs. NYJ:** Saw action on defense and special teams, assisting on one defensive tackle
- **11/3 vs. HOU:** Saw action on defense and made one solo tackle
- **11/17 at IND:** Saw action on defense and special teams before exiting the game early due to a hamstring injury

2018 (w/ JAX - 13/0)

Selected as a special teams captain by his teammates for the 2018 season ... Recorded seven special teams tackles, which was second most on the team

- **9/9 at NYG:** Recorded two tackles (one solo), including 1.0 sack
- **12/16 vs. WAS:** Saw action on special teams and partially blocked a punt
- **12/23 at MIA:** Recorded two special teams tackles
- **12/30 at HOU:** Recorded two special teams tackles

2017 (w/ JAX - 13/0, 3/0)

Second on the team with nine special teams tackles ... Added three tackles on defense, including 1.5 sacks

- **9/10 at HOU:** Saw action at LB and recorded three tackles (one solo), 1.5 sacks and one tackle for a loss
- **9/17 vs. TEN:** Saw action at LB
- **11/5 vs. CIN:** Recorded a solo special teams tackle and one pass defended
- **11/12 vs. LAC:** Assisted on one special teams tackle
- **11/19 at CLE:** Recorded two special teams tackles (one solo) and saw action at LB
- **12/24 at S.F.:** Recorded one solo special teams tackle
- **1/7 vs. BUF:** Assisted on two special teams tackles

2016 (w/ BUF, 13/0)

Totaled 10 tackles (four solo), one forced fumble and five special teams tackles

- **10/9 at L.A.:** Posted one solo tackle and one forced fumble
- **10/30 vs. N.E.:** Tallied a season-high four tackles, in addition to one special teams tackle

2015 (w/ DEN, 11/0)

Tallied 13 tackles (seven solo) and saw action in all three postseason games, including Super Bowl 50

- **11/8 at IND:** Recorded a season-high four stops (two solo)

2014 (w/ DEN, 13/0, 1/0)

Posted six tackles (four solo), one forced fumble and one pass defended during his rookie season

2013 (w/ DEN - IR)

Spent the season on injured reserve with an ankle injury

COLLEGE (AT FLORIDA, 2008-12)

- Appeared in 40 games with 25 starts and totaled 65 tackles (40 solo), including 12.5 tackles for loss and 4.5 sacks
- Helped the Gators win the 2008 SEC Championship

PERSONAL

- Attended Dunnellon (Fla.) High School, where he played WR and LB and totaled 118 tackles and 9.0 sacks during his senior season
- Can be found on Twitter on @Liiive_55

REGULAR SEASON STATISTICS

DATE	TEAM	GP/GS	TKL	SOLO	ASST	SACKS	FF	FR	PD	TFL
2013	DEN					Injured Reserve				
2014	DEN	13/0	6	4	2	1.0	1	0	1	0
2015	DEN	11/0	13	7	6	0.5	0	0	0	1
2016	BUF	13/0	10	4	6	0.0	1	0	0	0
2017	JAX	13/0	3	1	2	1.5	0	0	1	1
2018	JAX	13/0	2	1	1	1.0	0	0	0	1
2019	JAX	9/0	4	3	1	0.0	0	0	0	0
NFL totals: 6 yrs.		72/0	38	20	18	4.0	2	0	2	3

Additional statistics: Special teams tackles (19); two in 2015, five in 2016, six in 2017, five in 2018, one in 2019

Single Game Career Highs

Tackles:
6 (10/11/15 vs. T.B.)

Tackles for Loss:
1 (11/15/15 at BAL)

Passes Defended:
1 (twice, last: 11/5/17 vs. CIN)

Special teams tackles:
2 (twice; last: 11/19/17 at CLE)

POSTSEASON CAREER STATISTICS

DATE	TEAM	GP/GS	TKL	SOLO	ASST	SACKS	FF	FR	PD	TFL
2014	DEN	1/0	2	1	1	0.0	0	0	0	0
2015	DEN	3/0	0	0	0	0.0	0	0	0	0
2017	JAX	3/0	0	0	0	0.0	0	0	0	0
NFL totals: 6 yrs.		7/0	2	1	1	0.0	0	0	0	0

2019 GAME-BY-GAME STATISTICS

DATE	OPP	TKL	SOLO	ASST	SACKS	FF	FR	PD	TFL	
09/08	vs. Kansas City	0	0	0	0.0	0	0	0	0	
09/15	at Houston	1	1	0	0.0	0	0	0	0	
09/19	vs. Tennessee	0	0	0	0.0	0	0	0	0	
09/29	at Denver	0	0	0	0.0	0	0	0	0	
10/06	at Carolina				Inactive (oblique)					
10/13	vs. New Orleans	1	1	0	0.0	0	0	0	0	
10/20	at Cincinnati	0	0	0	0.0	0	0	0	0	
10/27	vs. N.Y. Jets	1	0	1	0.0	0	0	0	0	
11/03	vs. Houston	1	1	0	0.0	0	0	0	0	
BYE WEEK										
11/17	at Indianapolis	0	0	0	0.0	0	0	0	0	
11/24	at Tennessee				Reserve/Injured					
12/01	vs. Tampa Bay				Reserve/Injured					
12/08	vs. Los Angeles				Reserve/Injured					
12/15	at Oakland				Reserve/Injured					
12/22	at Atlanta				Reserve/Injured					
12/29	vs. Indianapolis				Reserve/Injured					
2019 totals:		4	3	1	0.0	0	0	0	0	

62



KC MCDERMOTT

OFFENSIVE LINEMAN
6-5 | 311 LBS | 4-18-1996
MIAMI (FLA.)
WELLINGTON, FLORIDA
ACQ: FREE AGENT 2018
EXP: FIRST YEAR



TRANSACTIONS

Originally signed by Jacksonville as an undrafted rookie on 5/11/2018 ... Released by Jacksonville on 9/1/18 ... Signed by Jacksonville to the practice squad on 9/2/18

PRO (GAMES PLAYED/STARTED - 0/0)

First-year OL who spent 2018 on the team's practice squad and the entire 2019 season on the reserve/injured list

2019 (w/ JAX - 0/0)

Missed the entire season after being placed on injured reserve on Aug. 31

2018 (w/ JAX - 0/0)

Spent the 2018 season on Jacksonville's practice squad

COLLEGE (AT MIAMI 2014-17)

• Appeared in 40 career games, starting in the final 34 games of his career, along the offensive line for the Hurricanes and, in his senior season in 2017, earned All-ACC Third-Team honors

PERSONAL

• Attended Palm Beach Central (Wellington, Fla.) High School and was a first-team all-state selection as junior and a 2014 All-American selection by 247Sports

33



TAJ MCGOWAN

RUNNING BACK
 6-1 | 210 LBS | 12-30-1996
 CENTRAL FLORIDA
 HOLLYWOOD, FLORIDA
 ACQ: ROOKIE FREE AGENT 2019
 EXP: ROOKIE



TRANSACTIONS

Originally signed by Jacksonville as an undrafted rookie on 6/5/19

PRO (GAMES PLAYED/STARTED - 0/0)

Rookie running back spent the preseason with Jacksonville and missed the 2019 season after being placed on injured reserve on July 31

2019 (w/ JAX - 0/0)

Missed the entire season after being placed on injured reserve on July 31

COLLEGE (AT CENTRAL FLORIDA, 2015-18)

- Played in 47 games and totaled 260 carries for 1,123 yards and 19 TDs at UCF
- Carried the ball 71 times for 470 yards (6.6 yards per carry) and eight TDs as a senior in 2018
- Helped the Knights register a 13-0 record as a junior in 2017 Ran for 235 yards and eight TDs on 69 carries
- Carried the ball 35 times for 156 yards and two TDs in 2016
- Totaled 284 yards on 85 carries as a freshman in 2015

PERSONAL

- Attended Hallandale (Hallandale Beach, Fla.) High School and helped the team reach the 2014 FHSAA Class 6A regional semifinals
- Amassed 768 rushing yards for a 9.7 average with 14 TDs as a senior in 2014

REGULAR SEASON STATISTICS

YEAR	TEAM	GP/GS	NO	RUSHING				RECEIVING					
				YDS	AVG	LG	TD	NO	YDS	AVG	LG	TD	
2019	JAX	0/0	0	0	0.0	0	0	0	0	0	0.0	0	0
NFL totals: 1 yr.			0/0	0	0	0.0	0	0	0	0	0.0	0	0

2019 GAME-BY-GAME STATISTICS

DATE	OPP	RUSHING				RECEIVING							
		NO	YDS	AVG	LG	TD	NO	YDS	AVG	LG	TD		
09/08	vs. Kansas City												
09/15	at Houston												
09/19	vs. Tennessee												
09/29	at Denver												
10/06	at Carolina												
10/13	vs. New Orleans												
10/20	at Cincinnati												
10/27	vs. N.Y. Jets												
11/03	vs. Houston												
BYE WEEK													
11/17	at Indianapolis												
11/24	at Tennessee												
12/01	vs. Tampa Bay												
12/08	vs. L.A. Chargers												
12/15	at Oakland												
12/22	at Atlanta												
12/29	vs. Indianapolis												
2019 totals:			0	0	0.0	0	0	0	0	0	0.0	0	0

89



JOSH OLIVER

TIGHT END
6-5 | 249 LBS | 3/21/1997
SAN JOSE STATE
PASO ROBLES, CALIFORNIA
ACQ: THIRD ROUND OF 2019 DRAFT (69TH)
EXP: ROOKIE



TRANSACTIONS

Originally drafted by Jacksonville in the third round (69th overall) of the 2019 NFL Draft ... Placed on reserve/injured by Jacksonville on 11/18/19

PRO (GAMES PLAYED/STARTED - 4/1)

Rookie TE was drafted by Jacksonville in the third round (69th overall) of the 2019 NFL Draft

2019 (w/ JAX - 4/1)

Saw action in four games, making one start, during his rookie campaign ... Was inactive in Weeks 1-6 with a hamstring injury suffered in the preseason ... Suffered a season-ending back injury in Week 11 at Indianapolis and was placed on the reserve/injured list ... Totaled three receptions for 15 yards (5.0 rec. avg.) on the season

- **9/8 vs. K.C.:** Inactive
- **9/15 at HOU:** Inactive
- **9/19 vs. TEN:** Inactive
- **9/29 at DEN:** Inactive
- **10/6 at CAR:** Inactive
- **10/13 vs. N.O.:** Inactive
- **10/20 at CIN:** Made his NFL debut, playing 25 snaps at TE
- **10/27 vs. NYJ:** Saw action at TE and caught his first NFL pass (6 yards)
- **11/3 vs. HOU:** Saw action at TE and hauled in one pass for 4 yards
- **11/17 at IND:** Recorded his first career start at TE, catching one pass for 5 yards

COLLEGE (AT SAN JOSE STATE, 2015-18)

- Appeared in 49 games with 36 starts in four seasons with the Spartans
- Three-time Academic All-Mountain West award winner and a recipient of the Arthur Ashe Jr. Sports Scholar award in 2017
- Became the fourth TE in school history with 1,000-plus career receiving yards
- Competed in the 2019 Senior Bowl
- Ranked third nationally among FBS TEs and led the team with 56 receptions during his senior campaign in 2018

PERSONAL

- Played TE, DE and LB at Paso Robles (Calif.) High School
- Was also a forward on the basketball team
- Father, Rene, played college football for Cal Poly
- Uncle, Clancy, was a DB for the Pittsburgh Steelers and St. Louis Cardinals
- Second cousin, Darren, pitches in the MLB

REGULAR SEASON RECEIVING STATISTICS

YEAR	TEAM	GP/GS	RECS	YDS	AVG.	LG	TD
2019	JAX	3/0	2	10	5.0	6	0
NFL totals: 1 yr.		3/0	2	10	5.0	6	0

2019 GAME-BY-GAME STATISTICS

DATE	OPP	RECS	YDS	AVG.	LG	TD
09/08	vs. Kansas City			Inactive (hamstring)		
09/15	at Houston			Inactive (hamstring)		
09/19	vs. Tennessee			Inactive (hamstring)		
09/29	at Denver			Inactive (hamstring)		
10/06	at Carolina			Inactive (hamstring)		
10/13	vs. New Orleans			Inactive (hamstring)		
10/20	at Cincinnati	0	0	-	-	0
10/27	vs. N.Y. Jets	1	6	6.0	6	0
11/03	vs. Houston	1	4	4.0	4	0
BYE WEEK						
11/17	at Indianapolis	1	5	5.0	5	0
11/24	at Tennessee			Reserved/Injured		
12/01	vs. Tampa Bay			Reserved/Injured		
12/08	vs. Los Angeles			Reserved/Injured		
12/15	at Oakland			Reserved/Injured		
12/22	at Atlanta			Reserved/Injured		
12/29	vs. Indianapolis			Reserved/Injured		
2019 totals:		3	15	5.0	6	0

THE JOSH OLIVER FILE

On what fans would be surprised to know about him: I like to snowboard. At a young age, my family and I went to the slopes, and I've liked it ever since.

On what he knew about the Jaguars before being drafted: I was a big Vince Young fan growing up, and he played the Jaguars two times every year.

On the first thing he'll buy with his paycheck: Probably some food. Put the rest in savings.

On his nickname growing up: J.O. My initials.

On what animal he would be: A gorilla. Something fierce.

On what he would do if he didn't play football: I would probably be a businessman. I don't know what, but probably in business.

Best advice he ever received: Outwork your competition.

NOTE THE QUOTE: ON TE JOSH OLIVER

"Highly athletic. He has a lot of athletic ability. He's got good hands, can stretch the field. He gives you a weapon that I think we really need. I like the makeup of the person. We had him in on a visit and he was very impressive, in person and as a man."

- Assistant Director of Player Personnel **Andy Dengler**



58



JAMES ONWUALU

LINEBACKER
6-1 | 235 LBS | 09-04-1994
NOTRE DAME
SAINT PAUL, MINNESOTA
ACQ: FREE AGENT 2019
EXP: 3RD YEAR



TRANSACTIONS

Originally signed as a rookie free agent by the Los Angeles Chargers on 5/12/17 ... Waived by the Los Angeles Chargers on 12/16/17 ... Signed to the Los Angeles Chargers' practice squad on 12/19/17 ... Signed a reserve/future contract with the Los Angeles Chargers on 1/1/18 ... Waived/injured by the Los Angeles Chargers on 8/22/18 ... Signed by San Francisco to the practice squad on 11/19/18 ... Promoted to San Francisco's active roster on 11/27/18 ... Waived by San Francisco on 4/29/19 ... Claimed off waivers by Jacksonville on 4/30/19 ... Placed on reserve/injured by Jacksonville on 8/9/19

PRO (GAMES PLAYED/STARTED - 15/0)

Third-year LB has appeared in 15 games, notching eight special teams tackles

2019 (w/ JAX - 0/0)

Missed the entire season after being placed on injured reserve on Aug. 9

2018 (w/ S.F. - 5/0)

Appeared in five games and made two special teams tackles after being promoted to the active roster from the practice squad on 11/27

- **12/9 vs. DEN:** Registered the first and only forced fumble of his career

2017 (w/ LAC - 10/0)

Appeared in a career-high 10 games and posted six special teams tackles

COLLEGE (AT NOTRE DAME, 2013-16)

- As a senior co-captain, registered 75 tackles, 3.0 sacks and led the team with 11.5 tackles for loss
- Began his college career as a WR and all-purpose RB before transitioning to LB during his sophomore season in 2014

PERSONAL

- Attended Cretin-Derham Hall and was a three-year starter as an all-purpose RB and WR
- Earned first-team All-State honors at RB

REGULAR SEASON STATISTICS

YEAR	TEAM	GP/GS	TKL	SOLO	ASST	SACKS	FF	FR	PD	TFL	INT
2017	LAC	10/0	0	0	0	0.0	0	0	0	0	0
2018	S.F.	5/0	0	0	0	0.0	1	0	0	0	0
2019	JAX	0/0	0	0	0	0.0	0	0	0	0	0
NFL totals: 3 yrs.		15/0	0	0	0	0.0	1	0	0	0	0

Additional statistics: Amassed eight special teams tackles


Single Game Career Highs

Forced fumbles:

1 (12/9/18 vs. DEN)

2019 GAME-BY-GAME STATISTICS

DATE	OPP	TKL	SOLO	ASST	SACKS	FF	FR	PD	TFL
09/08	vs. Kansas City					Reserve/Injured			
09/15	at Houston					Reserve/Injured			
09/19	vs. Tennessee					Reserve/Injured			
09/29	at Denver					Reserve/Injured			
10/06	at Carolina					Reserve/Injured			
10/13	vs. New Orleans					Reserve/Injured			
10/20	at Cincinnati					Reserve/Injured			
10/27	vs. N.Y. Jets					Reserve/Injured			
11/03	vs. Houston					Reserve/Injured			
	BYE WEEK								
11/17	at Indianapolis					Reserve/Injured			
11/24	at Tennessee					Reserve/Injured			
12/01	vs. Tampa Bay					Reserve/Injured			
12/08	vs. L.A. Chargers					Reserve/Injured			
12/15	at Oakland					Reserve/Injured			
12/22	at Atlanta					Reserve/Injured			
12/29	vs. Indianapolis					Reserve/Injured			
2019 totals:		38	28	10	1.0	0	0	0	4



JAMES O'SHAUGHNESSY



TIGHT END
 6-4 | 245 LBS | 1-14-1992
 ILLINOIS STATE
 NAPERVILLE, ILLINOIS
 ACQ: WAIVERS (NEW ENGLAND) 2017
 EXP: 5TH YEAR

TRANSACTIONS

Originally drafted by Kansas City in the fifth round (173rd overall) in the 2015 NFL Draft ... Traded to New England with a 2017 sixth-round draft selection (216th overall) in exchange for a 2017 fifth-round draft selection (183rd overall) on 4/29/17 ... Waived by New England on 9/2/17 ... Claimed off waivers by Jacksonville on 9/3/17... Re-signed by Jacksonville on 3/21/19 ... Placed on reserve/injured by Jacksonville on 10/9/19

PRO (GAMES PLAYED/STARTED - 58/21, 4/2)

Has appeared in 58 games, making 21 starts, over four seasons in the NFL, recording 60 receptions for 602 yards and three TDs over that time

2019 (w/ JAX - 5/5)

Started in the first five games of the season before suffering a season-ending knee injury in Week 5 at Carolina ... Season totals include 14 receptions for 153 yards (10.9 rec. avg.) and two TDs

- **9/8 vs. K.C.:** Hauled in four receptions for 32 yards (8.0 avg.)
- **9/15 at HOU:** Recorded four receptions for 28 yards (7.0 avg.)
- **9/19 vs. TEN:** Started at TE and caught two passes for 18 yards and one TD
- **9/29 at DEN:** Started at TE, hauling in his only reception for an 18-yard TD, his second consecutive game with a receiving TD
- **10/6 at CAR:** Started at TE and recorded three receptions for 57 yards (19.0 avg.) before exiting the game with a knee injury

2018 (w/ JAX - 14/9)

Recorded career-highs in receptions (24) and receiving yards (214)

- **10/7 at K.C.:** Recorded three receptions for 27 yards and played 36 offensive snaps
- **11/11 at IND:** Started at TE and tied for the team-lead with five receptions for 46 yards, including a 4-yard reception from P **Logan Cooke** on a fake field goal, which set up RB **Leonard Fournette's** receiving TD

2017 (w/ JAX - 16/1, 3/2)

Appeared in all 16 games and recorded 14 receptions for 149 yards and one TD

- **12/3 vs. IND:** Recorded one reception for 29 yards on a fake punt from P **Brad Nortman**
- **12/24 at S.F.:** Recorded five receptions for 39 yards and his first career TD
- **1/14 at PIT:** Recorded one reception for 19 yards

2016 (w/ K.C. - 16/3, 1/0)

Appeared in all 16 games, making three starts and recording two receptions for minus-1 yard

2015 (w/ K.C. - 7/3)

Appeared in seven games, making three starts and recorded six receptions for 87 yards ... Was placed on injured/reserve on 11/17/15

COLLEGE (AT ILLINOIS STATE, 2010-14)

- Played in 49 games with 37 starts, totaling 67 receptions for 1,170 yards and 14 TDs
- Earned All-Missouri Valley Football Conference second-team honors as a senior after totaling 29 receptions for 544 yards and nine TDs

PERSONAL

- Attended Naperville North (Ill.) High School
- Three-year letterman

REGULAR SEASON STATISTICS

YEAR	TEAM	GP/GS	NO	YDS	AVG	LG	TD
2015	KC	7/3	6	87	14.5	30	0
2016	KC	16/3	2	-1	-0.5	0	0
2017	JAX	16/1	14	149	10.6	29	1
2018	JAX	14/9	24	214	8.9	17	0
2019	JAX	5/5	14	153	10.9	35	2
NFL totals: 5 yrs.		58/21	60	602	10.0	35	3

POSTSEASON CAREER STATISTICS


YEAR	TEAM	GP/GS	NO	YDS	AVG	LG	TD
2016	K.C.	1/0	0	0	0.0	-	0
2017	JAX	3/2	2	23	11.5	19	0
NFL totals: 5 yrs.		4/2	2	23	11.5	19	0

2019 GAME-BY-GAME STATISTICS

DATE	OPP	RECS	YDS	AVG.	LG	TD
09/08	vs. Kansas City	4	32	8.0	9	0
09/15	at Houston	4	28	7.0	10	0
09/19	vs. Tennessee	2	18	9.0	11	1
09/29	at Denver	1	18	18.0	18t	1
10/06	at Carolina	3	57	19.0	35	0
10/13	vs. New Orleans				Reserve/Injured	
10/20	at Cincinnati				Reserve/Injured	
10/27	vs. N.Y. Jets				Reserve/Injured	
11/03	vs. Houston				Reserve/Injured	
	BYE WEEK				Reserve/Injured	
11/17	at Indianapolis				Reserve/Injured	
11/24	at Tennessee				Reserve/Injured	
12/01	vs. Tampa Bay				Reserve/Injured	
12/08	vs. L.A. Chargers				Reserve/Injured	
12/15	at Oakland				Reserve/Injured	
12/22	at Atlanta				Reserve/Injured	
12/29	vs. Indianapolis				Reserve/Injured	
2019 totals:		14	153	10.9	35	2



47



JAKE RYAN

LINEBACKER
6-2 | 240 LBS | 2-27-1992
MICHIGAN
FAIRVIEW, OHIO
ACQ: UNRESTRICTED FREE AGENT 2019
EXP: 5TH YEAR



TRANSACTIONS

Originally drafted by Green Bay in the fourth round (129th overall) of the 2015 NFL draft ... Placed on reserve/injured by Green Bay on 9/1/18 ... Signed by Jacksonville as an unrestricted free agent on 3/19/19 ... Placed on reserve/injured by Jacksonville on 12/10/19

PRO (GAMES PLAYED/STARTED - 45/27, 5/5)

Fifth-year veteran has totaled 206 career tackles in 45 career games

2019 (w/ JAX - 2/0)

Placed on the team's non-football injury list prior to the regular season after signing with the team as an unrestricted free agent on March 19 ... Appeared in two games, playing primarily on special teams, after being activated from the reserve/non-football injury list to the 53-man roster on Nov. 30 ... Was placed on the reserve/injured list on Dec. 10

- **12/1 vs. T.B.:** Made his Jaguars debut, appearing in 22 snaps on special teams
- **12/8 vs. LAC:** Saw action on special teams before leaving the game with a hamstring injury

2018 (w/ G.B. - 0/0)

Spent the season on the team's reserve/injured list after sustaining a knee injury during training camp

2017 (w/ G.B. - 15/12)

Appeared in a career-high 15 games with 12 starts and totaled 79 tackles (50 solo), including his first career sack

- **12/3 vs. T.B.:** Registered his first career sack
- **12/23 vs. MIN:** Matched his career-high with 11 tackles

2016 (w/ G.B. - 14/10, 3/3)

Appeared in 14 games with 10 starts and totaled a career-high 81 tackles (56 solo) ... Started all three postseason games and made 20 tackles and three passes defended

- **11/6 vs. IND:** Posted a regular season-high 11 tackles
- **1/8 vs. NYG:** Posted 12 tackles in the team's postseason victory

2015 (w/ G.B. - 14/5, 2/2)

Appeared in 14 games and made five starts during his rookie season ... Posted double-digit tackles twice ... Started both of the team's postseason games

- **9/13 at CHI:** Made his NFL debut and posted one special teams tackle
- **11/8 at CHI:** Matched his season-high with 10 tackles
- **12/3 at CHI:** Tied his season-high with 10 tackles
- **1/10 at WAS:** Posted five tackles in his postseason debut

COLLEGE (AT MICHIGAN, 2010-14)

- Appeared in 46 career games, totaling 267 tackles, 45.5 tackles for loss, 9.5 sacks, seven forced fumbles and one INT
- Redshirted during his freshman year in 2010
- Started 11 of 13 games as a redshirt freshman in 2011 and earned Big Ten All-Freshman team honors
- In 2012, changed his number from 90 to 47 to honor **Bennie Oosterbaan**, whose retired number was placed back into circulation
- Sustained a knee injury in 2013 and missed half the season before returning on 10/12 vs. Penn State
- Moved to MLB prior to his senior season and was named a first-team All-Big Ten selection
- Won The Roger Zatkoff Award in 2014, 2013 and 2012, given annually to Michigan's top LB

PERSONAL

- Participated in the Ohio North-South All-Star game after playing at St. Ignatius High School in Cleveland, Ohio
- Won the Ohio High School Athletic Association (OHSAA) championship as a junior
- Grew two inches and added 20 pounds prior to his senior year of high school

REGULAR SEASON STATISTICS

YEAR	TEAM	GP/GS	TKL	SOLO	ASST	SACKS	FF	FR	PD	TFL
2015	G.B.	14/5	46	31	15	0.0	0	1	0	3
2016	G.B.	14/10	81	56	25	0.0	0	0	3	7
2017	G.B.	15/12	79	50	29	1.0	1	1	0	4
2018	G.B.	0/0								Reserve/Injured
2019	JAX	2/0	0	0	0	0.0	0	0	0	0
NFL totals: 5 yrs.		45/27	206	137	69	1.0	1	2	3	14

Additional statistics: Seven special teams tackles

Single Game Career Highs

Tackles: 11 (two times, last: 12/23/17 vs. MIN) **Sacks:** 1.0 (12/3/17 vs. T.B.)

Forced fumbles: 1 (11/6/17 vs. DET) **Fumble recoveries:** 1 (two times; last: 9/28/17 vs. CHI)

POSTSEASON CAREER STATISTICS


YEAR	TEAM	GP/GS	TKL	SOLO	ASST	SACKS	FF	FR	PD	TFL
2015	G.B.	2/2	11	7	4	0.0	0	0	0	1
2016	G.B.	3/3	20	15	5	0.0	0	0	3	1
NFL totals: 5 yrs.		5/5	31	22	9	0.0	0	0	3	2

2019 GAME-BY-GAME STATISTICS

DATE	OPP	TKL	SOLO	ASST	SACKS	FF	FR	PD	TFL	INT
09/08	vs. Kansas City				Reserve/Injured					
09/15	at Houston				Reserve/Injured					
09/19	vs. Tennessee				Reserve/Injured					
09/29	at Denver				Reserve/Injured					
10/06	at Carolina				Reserve/Injured					
10/13	vs. New Orleans				Reserve/Injured					
10/20	at Cincinnati				Reserve/Injured					
10/27	vs. N.Y. Jets				Reserve/Injured					
11/03	vs. Houston				Reserve/Injured					
	BYE WEEK									
11/17	at Indianapolis				Reserve/Injured					
11/24	at Tennessee				Reserve/Injured					
12/01	vs. Tampa Bay	0	0	0	0.0	0	0	0	0	0
12/08	vs. L.A. Chargers	0	0	0	0.0	0	0	0	0	0
12/15	at Oakland				Reserve/Injured					
12/22	at Atlanta				Reserve/Injured					
12/29	vs. Indianapolis				Reserve/Injured					
2019 totals:		0	0	0	0.0	0	0	0	0	0



87



GEOFF SWAIM

TIGHT END
6-4 | 260 LBS | 9-16-1993
TEXAS
CHICO, CALIFORNIA
ACQ: UNRESTRICTED FREE AGENT 2019
EXP: 5TH YEAR



TRANSACTIONS

Originally drafted by Dallas in the seventh round (246th overall) of the 2015 NFL Draft ... Signed with Jacksonville on 3/15/19 ... Placed on reserve/injured by Jacksonville on 10/22/19

PRO (GAMES PLAYED/STARTED - 43/20)

Career totals include 48 receptions for 401 yards and one TD

2019 (w/ JAX - 6/2)

Saw action in six games with two starts before being placed on the reserve/injured list on Oct. 22 with concussion and ankle injuries ... Amassed 13 receptions for 65 yards (5.0 rec. avg.) on the season

- **9/8 vs. K.C.:** Caught four passes for 17 yards in his Jaguars debut
- **9/15 at HOU:** Saw action at TE, hauling in three passes for 14 yards (4.7 avg.)
- **9/19 vs. TEN:** Hauled in one pass for eight yards
- **9/29 at DEN:** Made his first start of the season, registering three catches for 17 yards (5.7 avg.)
- **10/6 at CAR:** Caught one pass for 4 yards
- **10/13 vs. N.O.:** Started at TE and caught one pass for 5 yards before exiting the game with an injury
- **10/20 at CIN:** Inactive due to injury (concussion, ankle)

2018 (w/ DAL - 9/9)

Played in nine games (all starts) and tallied a career-high 26 receptions for 242 yards and one TD prior to being placed on IR

- **9/30 vs. DET:** Caught three passes for 39 yards, including his first career TD
- **10/7 at HOU:** Totaled a career-high 55 receiving yards on three receptions (18.3)

2017 (w/ DAL - 15/2)

Played in a career-high 15 games - starting two - and finished with two catches for 25 yards while helping the club rush for 2,170 yards, its first back-to-back 2,000-yard rushing seasons since 1998-99

2016 (w/ DAL - 9/6)

Started six of the nine games he played, catching six passes for 69 yards before a pectoral injury landed him on IR

2015 (w/ DAL - 4/0)

Saw action in four games as a rookie

COLLEGE (AT TEXAS, 2013-14)

- Started all 13 games, spending most of his time helping block for a running game that rushed for 1,786 yards and seven TDs as a senior ... Totaled 13 catches for 84 yards
- Played at Butte College in Oroville, Calif. for two years prior to transferring to Texas

PERSONAL

- Earned all-selection and all-league honors as a senior linebacker at Pleasant Valley (Chico, Calif.) High School after totaling 124 tackles, 6.0 sacks and one INT as a senior

REGULAR SEASON STATISTICS

YEAR	TEAM	GP/GS	RECs	YDS	AVG.	LG	TD
2015	DAL	4/1	1	0	0.0	0	0
2016	DAL	9/6	6	69	11.5	28	0
2017	DAL	15/2	2	25	12.5	18	0
2018	DAL	9/9	26	242	9.3	43	1
2019	JAX	6/2	13	65	5.0	9	0
NFL totals: 5 yrs.		43/20	48	401	8.4	43	1

Single Game Career Highs

Receptions:
5 (9/23/18 at SEA)

Receiving yards:
55 (10/7/18 at HOU)

Longest reception:
43 (10/7/18 at HOU)


Receiving touchdowns:
1 (9/30/18 at DET)

2019 GAME-BY-GAME STATISTICS

DATE	OPP	RECs	YDS	AVG.	LG	TD
09/08	vs. Kansas City	4	17	4.3	5	0
09/15	at Houston	3	14	4.7	9	0
09/19	vs. Tennessee	1	8	8.0	8	0
09/29	at Denver	3	17	5.7	9	0
10/06	at Carolina	1	4	4.0	4	0
10/13	vs. New Orleans	1	5	5.0	5	0
10/20	at Cincinnati	Inactive (concussion, ankle)				
10/27	vs. N.Y. Jets	Reserve/Injured				
11/03	vs. Houston	Reserve/Injured				
BYE WEEK						
11/17	at Indianapolis	Reserve/Injured				
11/24	at Tennessee	Reserve/Injured				
12/01	vs. Tampa Bay	Reserve/Injured				
12/08	vs. L.A. Chargers	Reserve/Injured				
12/15	at Oakland	Reserve/Injured				
12/22	at Atlanta	Reserve/Injured				
12/29	vs. Indianapolis	Reserve/Injured				
2019 totals:		13	65	5.0	9	0



70



BRANDON THOMAS

OFFENSIVE LINEMAN
6-3 | 317 LBS | 2-18-1991
CLEMSON
SPARTANBURG, SOUTH CAROLINA
ACQ: FREE AGENT 2018
EXP: 2ND YEAR



TRANSACTIONS

Originally drafted in the third round (100th overall) by San Francisco in the 2014 NFL Draft ... Traded to Detroit on 8/29/16 ... Waived by Detroit on 9/3/16 ... Signed to the practice squad by Detroit on 9/4/16 ... Waived on 9/3/17 ... Signed to the practice squad by Detroit on 10/3/17 ... Released from the practice squad on 10/14/17 ... Signed to the practice squad by Jacksonville on 10/23/17 ... Released by Jacksonville from the practice squad on 11/23/17 ... Signed to the practice squad on 11/27/17 ... Signed with Jacksonville on 1/22/18 ... Waived on 7/31/18 ... Signed to the practice squad by Jacksonville on 10/16/18 ... Promoted to the 53-man roster on 12/22/18 ... Placed on reserve/injured by Jacksonville on 12/10/19

PRO (GAMES PLAYED/STARTED - 0/0)

Has spent time with San Francisco (2014-15), Detroit (2016-17) and Jacksonville

2019 (w/ JAX - 0/0)

Was inactive in Weeks 3-14 prior to being being placed on the reserve/injured list on Dec. 10 with a knee injury

- 9/8 vs. K.C.: Active, but did not play
- 9/15 at HOU: Active, but did not play
- 9/19 vs. TEN: Inactive
- 9/29 at DEN: Inactive
- 10/6 at CAR: Inactive
- 10/13 vs. N.O.: Inactive
- 10/20 at CIN: Inactive
- 10/27 vs. NYJ: Inactive
- 11/3 vs. HOU: Inactive
- 11/17 at IND: Inactive
- 11/24 at TEN: Inactive
- 12/1 vs. T.B.: Inactive
- 12/8 vs. LAC: Inactive

2018 (w/ JAX - 0/0)

Spent the offseason with Jacksonville before being waived and later signed to the practice squad prior to Week 7 ... Promoted to the 53-man roster prior to Week 16

- 12/23 at MIA: Inactive
- 12/30 at HOU: Did not play

2017 (DET, JAX - ps)

Spent time on the practice squads in Detroit and Jacksonville

2016 (DET - ps)

Spent the season on Detroit's practice squad

2015 (SF - 0/0)

Did not play

2014 (SF - 0/0)

Placed on injured/reserve to start the season


COLLEGE (AT CLEMSON 2009-13)

- Had 98 knockdowns in 2,765 snaps over 49 games (36 starts) in his career
- Two-time All-ACC selection

PERSONAL

- Attended Dorman (Spartanburg, S.C.) High School
- Member of the All-America 250 by PrepStar

13



MICHAEL WALKER

WIDE RECEIVER
5-11 | 194 LBS | 10-29-96
BOSTON COLLEGE
NAPLES, FLORIDA
ACQ: PRACTICE SQUAD 2019
EXP: ROOKIE



TRANSACTIONS

Signed by Jacksonville as an undrafted rookie on 5/10/19 ... Released by Jacksonville on 8/31/19 ... Signed by Jacksonville to the practice squad on 9/1/19 ... Promoted to Jacksonville's 53-man roster on 11/2/19 ... Placed on reserve/injured by Jacksonville on 12/28/19

PRO (GAMES PLAYED/STARTED - 7/0)

Undrafted rookie WR who spent Weeks 1-8 on the team's practice squad before being activated to the 53-man roster prior to Week 9 in 2019

2019 (w/ JAX - 7/0)

Appeared in seven games on the season before being placed on the reserve/injured list with an ankle injury in Week 16 ... Hauled in two receptions for 15 yards (7.5 rec. avg.) while also returning 18 kickoffs for 411 yards (22.8 ret. avg.) on the year

- **11/3 vs. HOU:** Made his NFL debut, returning two punts for 8 yards (4.0 avg.) and two kickoffs for 40 yards (20.0 avg.) with a long return of 22 yards
- **11/17 at IND:** Saw action on special teams, returning one kickoff for 23 yards
- **11/24 at TEN:** Saw action on special teams
- **12/1 vs. T.B.:** Saw action at WR, hauling in his first career reception for 6 yards ... Also returned one kickoff for 25 yards
- **12/8 vs. LAC:** Saw action on offense and special teams, hauling in one reception for 9 yards from P **Logan Cooke** on a successful fake punt conversion in the third quarter
- **12/15 at OAK:** Saw action on special teams, returning one kickoff for a career-long 35 yards
- **12/22 at ATL:** Saw action on special teams, returning two kickoffs for 57 yards (28.3 ret. avg.) ... Notched one special teams tackle

COLLEGE (AT BOSTON COLLEGE, 2015-18)

- Played in 50 games at Boston College and registered 71 receptions for 847 yards and five TDs for the Eagles
- Also served as a returner, returning 106 kickoffs for 2,656 yards and 48 punt returns for 636 yards and one TD
- Caught 17 passes for 218 yards, carried the ball 10 times for 57 yards and posted 40 kick returns for 1,020 yards and 274 yards as a senior in 2018, earning second-team All-ACC honors as a returner

PERSONAL

- Attended Naples (Fla.) High School and was named the Naples Daily News Offensive Player of the Year as a senior
- Father, Mike, played football at Connecticut and uncle, Pete, played 11 seasons in the MLB

REGULAR SEASON STATISTICS

YEAR	TEAM	GP/GS	RECS	YDS	AVG.	LG	TD
2019	JAX	7/0	2	15	7.5	9	0
NFL totals: 1 yr.		7/0	2	15	7.5	9	0

Additional Statistics: One special teams tackle in 2019

2019 GAME-BY-GAME STATISTICS

DATE	OPP	RECS	YDS	AVG.	LG	TD
09/08	vs. Kansas City			Practice Squad		
09/15	at Houston			Practice Squad		
09/19	vs. Tennessee			Practice Squad		
09/29	at Denver			Practice Squad		
10/06	at Carolina			Practice Squad		
10/13	vs. New Orleans			Practice Squad		
10/20	at Cincinnati			Practice Squad		
10/27	vs. N.Y. Jets			Practice Squad		
11/03	vs. Houston	0	0	-	-	0
	BYE WEEK					
11/17	at Indianapolis	0	0	-	-	0
11/24	at Tennessee	0	0	-	-	0
12/01	vs. Tampa Bay	1	6	6.0	6	0
12/08	vs. L.A. Chargers	1	9	9.0	9	0
12/15	at Oakland	0	0	-	-	0
12/22	at Atlanta	0	0	-	-	0
12/29	vs. Indianapolis			Reserve/Injured		
2019 totals:		2	15	7.5	9	0

DATE	GAME	KICK RETURNS				
		NO.	YDS	AVG.	LG	TD
09/08	vs. Kansas City			Practice Squad		
09/15	at Houston			Practice Squad		
09/19	vs. Tennessee			Practice Squad		
09/29	at Denver			Practice Squad		
10/06	at Carolina			Practice Squad		
10/13	vs. New Orleans			Practice Squad		
10/20	at Cincinnati			Practice Squad		
10/27	vs. N.Y. Jets			Practice Squad		
11/03	vs. Houston	2	40	20.0	22	0
	BYE WEEK					
11/17	at Indianapolis	1	23	23.0	23	0
11/24	at Tennessee	7	157	22.4	30	0
12/01	vs. Tampa Bay	1	25	25.0	25	0
12/08	vs. L.A. Chargers	4	74	18.5	27	0
12/15	at Oakland	1	35	35.0	35	0
12/22	at Atlanta	2	57	28.5	30	0
12/29	vs. Indianapolis			Reserve/Injured		
2019 totals:		18	411	22.8	35	0

DATE	GAME	PUNT RETURNS				
		NO.	YDS	AVG.	LG	TD
09/08	vs. Kansas City			Practice Squad		
09/15	at Houston			Practice Squad		
09/19	vs. Tennessee			Practice Squad		
09/29	at Denver			Practice Squad		
10/06	at Carolina			Practice Squad		
10/13	vs. New Orleans			Practice Squad		
10/20	at Cincinnati			Practice Squad		
10/27	vs. N.Y. Jets			Practice Squad		
11/03	vs. Houston	2	8	4.0	7	0
	BYE WEEK					
11/17	at Indianapolis	0	0	0.0	0	0
11/24	at Tennessee	0	0	0.0	0	0
12/01	vs. Tampa Bay	0	0	0.0	0	0
12/08	vs. L.A. Chargers	1	5	5.0	5	0
12/15	at Oakland	0	0	0.0	0	0
12/22	at Atlanta	0	0	0.0	0	0
12/29	vs. Indianapolis			Reserve/Injured		
2019 totals:		3	13	4.3	7	0

56



QUINCY WILLIAMS

LINEBACKER
5-11 | 225 LBS | 8-28-1996
MURRAY STATE
BIRMINGHAM, ALABAMA
ACQ: THIRD ROUND OF 2019 DRAFT (98TH)
EXP: ROOKIE



TRANSACTIONS

Originally drafted by Jacksonville in the third round (98th overall) of the 2019 NFL Draft ... Placed on reserve/injured by Jacksonville on 12/11/19

PRO (GAMES PLAYED/STARTED - 11/8)

Rookie LB was drafted by Jacksonville in the the third round (98th overall) of the 2019 NFL Draft

2019 (w/ JAX - 11/8)

Appeared in 11 games during his rookie campaign, starting eight and tallied 48 tackles (30 solo), including two TFL ... Season was cut short after being placed on the reserve/injured list on Dec. 11 due to a season-ending knee injury suffered in Week 11 against the L.A. Chargers

- **9/8 vs. K.C.:** Made his NFL debut with a start at LB, registering four tackles and one TFL
- **9/15 at HOU:** Started at LB and led the team with eight tackles (six solo)
- **9/19 vs. TEN:** Started at LB, amassing eight tackles (four solo)
- **9/29 at DEN:** Started at WLB, posting eight tackles (four solo)
- **10/6 at CAR:** Started at WLB, collecting three tackles (one solo)
- **10/13 vs. N.O.:** Saw action on special teams
- **10/20 at CIN:** Saw action at LB and posted two solo tackles
- **10/27 vs. NYJ:** Inactive due to a hamstring injury
- **11/3 vs. HOU:** Inactive due to a hamstring injury
- **11/17 at IND:** Saw action on special teams
- **11/24 at TEN:** Started at WLB, contributing six tackles (four solo), including one TFL
- **12/1 vs. T.B.:** Started at WLB and made three tackles (one solo)
- **12/8 vs. LAC:** Started at WLB, notching five tackles (four solo)

COLLEGE (AT MURRAY STATE, 2015-18)

- Played in 43 games at Murray State and registered 231 tackles (142 solo), 18 tackles for loss, nine passes defended, three forced fumbles, three INTs and one fumble recovery
- Earned First-Team All-Ohio Valley Conference honors as a senior in 2018, recording a team-leading 111 tackles (78 solo), 9.5 tackles for loss, six passes defended, two INTs and two forced fumbles ... Williams' 7.1 solo tackles per game ranked second in the FCS
- Played in 11 games with 10 starts in 2017 as a junior, finishing fourth on the team with 57 tackles

PERSONAL

- Played at Wenonah (Ala.) High School and earned Birmingham Athletic Partnership Defensive Player of the Year as a senior
- Quincy Williams' younger brother, **Quinnen Williams**, attended Alabama and was selected by the New York Jets with the No. 3 overall selection in 2019
- Grew up swimming competitively and competed in the Junior Olympics

REGULAR SEASON STATISTICS

YEAR	TEAM	GP/GS	TKL	SOLO	ASST	SACKS	FF	FR	PD	TFL	INT
2019	JAX	11/8	47	30	17	0.0	0	0	0	2	0
NFL totals: 1 yr.		11/8	47	30	17	0.0	0	0	0	2	0

Single Game Career Highs

Tackles: 8 (three times; last: 9/29/19 at DEN) **Tackles for loss:** 1 (two times; last: 11/24/19 at TEN)

2019 GAME-BY-GAME STATISTICS

DATE	OPP	TKL	SOLO	ASST	SACKS	FF	FR	PD	TFL
09/08	vs. Kansas City	4	4	0	0.0	0	0	0	1
09/15	at Houston	8	6	2	0.0	0	0	0	0
09/19	vs. Tennessee	8	4	4	0.0	0	0	0	0
09/29	at Denver	8	4	4	0.0	0	0	0	0
10/06	at Carolina	3	1	2	0.0	0	0	0	0
10/13	vs. New Orleans	0	0	0	0.0	0	0	0	0
10/20	at Cincinnati	2	2	0	0.0	0	0	0	0
10/27	vs. N.Y. Jets	Inactive (hamstring)							
11/03	vs. Houston	Inactive (hamstring)							
BYE WEEK									
11/17	at Indianapolis	0	0	0	0.0	0	0	0	0
11/24	at Tennessee	6	4	2	0.0	0	0	0	1
12/01	vs. Tampa Bay	3	1	2	0.0	0	0	0	0
12/08	vs. L.A. Chargers	6	4	2	0.0	0	0	0	0
12/15	at Oakland	Reserve/Injured							
12/22	at Atlanta	Reserve/Injured							
12/29	vs. Indianapolis	Reserve/Injured							
2019 totals:		48	30	18	0.0	0	0	0	2

THE QUINCY WILLIAMS FILE

Hidden talents: Swimming and that I like to cook.

On the first thing he will buy with his first paycheck: I'm a huge car person, so probably a car.

On who is most responsible for getting him to this point: My grandad and my siblings. My grandad fought in the Vietnam War, so he has that "get it done" mindset.

On what animal he would be: I would probably be a shark because I love swimming and they are fierce.

On the best advice he ever received: "Get it done" from my grandad.

On what he would do if he didn't play football: I would want to do pharmaceutical sales. I like meeting new people, so that's why I would want to do sales.





RECORD BOOK

TEAM RECORDS



WINS / LOSSES

REGULAR SEASON RECORD

176-224

HOME RECORD

106-94

ROAD RECORD

70-130

MOST CONSECUTIVE WINS

10/3/99 through 12/19/99.....	11
11/24/96 through 9/22/97.....	8
12/14/97 through 10/12/98.....	7
12/18/05 through 9/18/06.....	5
11/6/05 through 12/4/05.....	5

MOST CONSECUTIVE HOME WINS

9/29/96 through 11/30/97.....	13
10/17/99 through 9/17/00.....	7
11/5/17 through 9/16/18.....	6
12/18/05 through 11/5/06.....	6
9/13/98 through 12/6/98.....	6

MOST CONSECUTIVE ROAD WINS

9/19/99 through 12/19/99.....	7
11/20/05 through 12/25/05.....	4
12/14/97 through 9/27/98.....	4
Five streaks tied, last: 10/8/17 through 11/19/17.....	3

MOST CONSECUTIVE LOSSES

12/3/12 through 10/27/13.....	13
10/23/16 through 12/18/16.....	9
10/7/18 through 11/25/18.....	7
9/30/12 through 11/18/12.....	7
10/29/95 through 12/17/95.....	7

MOST CONSECUTIVE HOME LOSSES

12/9/12 through 11/17/13.....	7
9/16/12 through 11/8/12.....	5
10/23/16 through 12/11/16.....	4
10/5/08 through 11/23/08.....	4
12/1/02 through 9/14/03.....	4

MOST CONSECUTIVE ROAD LOSSES

12/29/13 through 11/8/15.....	13
10/21/12 through 10/13/13.....	10
10/29/95 through 11/17/96.....	10
12/29/02 through 12/28/03.....	9
Three streaks tied, last: 10/27/16 through 1/1/17.....	6

POSTSEASON RECORD

7-7

HOME POSTSEASON RECORD

3-1

AWAY POSTSEASON RECORD

4-6

SCORING

MOST POINTS SCORED IN A SEASON

2017.....	417
2007.....	411
1999.....	396
1997.....	394
1998.....	392

MOST POINTS SCORED IN A GAME

12/13/15 vs. Indianapolis.....	51
12/23/07 vs. Oakland.....	49
12/3/00 vs. Cleveland.....	48
12/17/17 vs. Houston.....	45
11/1/98 at Baltimore.....	45

MOST POINTS SCORED - FIRST QUARTER

vs. Philadelphia (W, 38-21, 10/12/97).....	21
at New Orleans (L, 24-41, 11/4/07).....	17
vs. Tennessee (W, 40-13, 1/1/06).....	17
at Tennessee (W, 30-24, 11/2/97).....	17
at Baltimore (L, 36-39, 9/10/00).....	17

MOST POINTS SCORED - SECOND QUARTER

at Baltimore (W, 45-19, 11/1/98).....	28
vs. Tampa Bay (W, 41-14, 12/11/11).....	28
vs. Buffalo (W, 34-31, 10/25/15).....	27
vs. Houston (W, 45-7, 12/17/17).....	24
at Detroit (W, 38-14, 11/9/08).....	21
vs. Pittsburgh (W, 21-3, 9/9/01).....	21

MOST POINTS SCORED - THIRD QUARTER

vs. Seattle (W, 30-24, 12/10/17).....	21
vs. Indianapolis (W, 51-16, 12/13/15).....	21
vs. Oakland (W, 38-81, 12/12/10).....	21
vs. Cleveland (W, 48-0, 12/3/00).....	21
vs. Cincinnati (W, 30-13, 11/11/01).....	21

MOST POINTS SCORED - FOURTH QUARTER

at Baltimore (W, 30-23, 11/28/99).....	23
vs. Indianapolis (W, 51-16, 12/13/15).....	21
vs. Houston (W, 37-17, 10/14/07).....	21
at Houston (W, 38-20, 12/24/05).....	21
vs. Indianapolis (L, 31-41, 12/10/95).....	21

MOST POINTS SCORED - FIRST HALF

at Baltimore (W, 45-19, 11/1/98).....	42
vs. Houston (W, 45-7, 12/17/17).....	31
vs. Tampa Bay (W, 41-14, 12/11/11).....	28
vs. Oakland (W, 49-11, 12/23/07).....	28
vs. N.Y. Jets (W, 41-0, 10/8/06).....	28

MOST POINTS SCORED - SECOND HALF

vs. Cleveland (W, 48-0, 12/3/00).....	28
vs. Seattle (W, 30-24, 12/10/17).....	27
vs. New Orleans (W, 41-23, 11/21/99).....	24
at Pittsburgh (W, 30-9, 10/8/17).....	23
AT CINCINNATI (W, 27-17, 10/20/19).....	21
at Arizona (L, 24-27, 11/26/17).....	21
vs. Oakland (W, 49-11, 12/23/07).....	21
at Dallas (W, 35-17, 10/31/10).....	21

FEWEST POINTS SCORED IN A SEASON

2011.....	243
2018.....	245
2013.....	247
2012.....	255
2004.....	261

FEWEST POINTS SCORED IN A GAME

10/11/09 at Seattle.....	0
12/26/04 vs. Houston.....	0
12/17/95 at Detroit.....	0
9/8/13 vs. Kansas City.....	2
13 times, last: 11/3/19 vs. Houston.....	3

FEWEST POINTS ALLOWED IN A SEASON

1999.....	217
2017.....	268
2005.....	269
2006.....	274
2004.....	280

FEWEST POINTS ALLOWED IN A GAME

vs. Indianapolis (W, 6-0, 12/2/18).....	0
at Indianapolis (W, 27-0, 10/22/17).....	0
vs. New York Jets (W, 41-0, 10/8/06).....	0
vs. Pittsburgh (W, 9-0, 9/18/06).....	0
vs. Houston (W, 27-0, 12/7/03).....	0
vs. Cleveland (W, 48-0, 12/3/00).....	0
vs. Cincinnati (W, 13-0, 9/17/00).....	0

MOST POINTS ALLOWED IN A SEASON

2013.....	449
2015.....	448
2012.....	444
2010.....	419
1995.....	404

MOST POINTS ALLOWED IN A GAME

9/28/15 at New England.....	51
12/20/98 at Minnesota.....	50
11/12/95 vs. Seattle.....	47
12/8/19 vs. Los Angeles Chargers.....	45
09/22/13 at Seattle.....	45

MOST POINTS ALLOWED IN FIRST QUARTER

11/23/97 at Cincinnati.....	21
9/8/19 vs. Kansas City.....	17
10/17/17 vs. L.A. Rams.....	17
12/29/13 at Indianapolis.....	17
11/23/08 vs. Minnesota.....	17
11/4/07 at New Orleans.....	17

MOST POINTS ALLOWED IN SECOND QUARTER

Denver, 10/25/98.....	24
at Tennessee, 10/27/16.....	24
Seven times, last: 11/29/15 vs. San Diego.....	21

MOST POINTS ALLOWED IN THIRD QUARTER

at Tennessee, 11/24/19.....	28
at Tennessee, 9/17/17.....	17
at New England, 9/27/15.....	17
at Tennessee, 12/17/06.....	17
at Indianapolis, 9/21/03.....	17

MOST POINTS ALLOWED IN FOURTH QUARTER

Chicago, 10/7/12.....	28
Minnesota, 12/28/98.....	24
Six times, last: 12/24/17 at San Francisco.....	21

MOST POINTS IN A GAME, BOTH TEAMS

12/6/15; Jaguars (39), at Tennessee (42).....	81
11/18/12; Jaguars (37), at Houston (43).....	80
12/24/17; Jaguars (33) at San Francisco (44).....	77
11/12/95; Jaguars (30), vs. Seattle (47).....	77

FEWEST POINTS IN A GAME, BOTH TEAMS

12/2/18; Jaguars (6), vs. Indianapolis (0).....	6
11/14/99; Jaguars (6), vs. Baltimore (3).....	9
9/18/06; Jaguars (9), vs. Pittsburgh (0).....	9
9/3/95; Jaguars (3), vs. Houston (10).....	13
9/17/00; Jaguars (13), vs. Cincinnati (0).....	13
11/16/03; Jaguars (3), at Ten. (10).....	13
9/19/04; Jaguars (7), vs. Denver (6).....	13
9/18/05; Jaguars (3), at Ind. (10).....	13

TEAM RECORDS



SCORING

MOST POINTS IN THE FIRST QUARTER, BOTH TEAMS

11/4/07; Jaguars (17), at New Orleans (17).....	34
10/15/17; Jaguars (14), vs. L.A. Rams (17).....	31
11/23/97; Jaguars (7), at Cincinnati (21).....	28
9/8/19; Jaguars (7), vs. Kansas City (17).....	24
11/23/08; Jaguars (7), vs. Minnesota (17).....	24
11/2/97; Jaguars (17), at Tennessee (7).....	24

MOST POINTS IN THE SECOND QUARTER, BOTH TEAMS

10/25/15; Jaguars (27), vs. Buffalo (10).....	37
12/11/11; Jaguars (28), vs. Tampa Bay (7).....	35
12/17/09; Jaguars (14), vs. Indianapolis (21).....	35
11/1/98; Jaguars (28), at Baltimore (6).....	34
10/25/98; Jaguars (7), at Denver (24).....	31

MOST POINTS IN THE THIRD QUARTER, BOTH TEAMS

11/24/19; Jaguars (8), at Tennessee (28).....	38
12/10/17; Jaguars (21), vs. Seattle (10).....	31
12/31/06; Jaguars (14), at Kansas City (14).....	28
12/12/10; Jaguars (21), vs. Oakland (7).....	28
9/22/13; Jaguars (10), at Seattle (14).....	24

MOST POINTS IN THE FOURTH QUARTER, BOTH TEAMS

12/6/15; Jaguars (20), at Tennessee (21).....	41
12/23/00; Jaguars (15), at N.Y. Giants (21).....	36
12/24/17; Jaguars (14), at San Francisco (21).....	35
12/10/95; Jaguars (21), vs. Indianapolis (14).....	35
11/28/99; Jaguars (23), at Baltimore (7).....	30

MOST TOUCHDOWNS SCORED IN A SEASON

2007.....	50
2017.....	47
1998.....	47
2015.....	44
1997.....	43

MOST TOUCHDOWNS SCORED IN A GAME

vs. Oakland (W, 49-11, 12/23/07).....	7
vs. Indianapolis (W, 51-16, 12/13/15).....	7
Four times, last: at Tennessee (L, 39-42, 12/6/15).....	6

MOST TOUCHDOWNS ALLOWED IN A SEASON

2013.....	52
2015.....	51
2010.....	50
2012.....	48
1995.....	46

MOST TOUCHDOWNS ALLOWED IN A GAME

Nine times, last: 11/24/19 at Tennessee.....	6
--	---

MOST EXTRA POINTS SCORED IN A SEASON

2007.....	46
1998.....	45
1997.....	41
2006.....	41
2010.....	41

MOST EXTRA POINTS SCORED IN A GAME

12/23/07 vs. Oakland.....	7
11/1/98 at Baltimore.....	6
12/3/00 vs. Cleveland.....	6
12/13/15 vs. Indianapolis.....	6

MOST EXTRA POINTS ALLOWED IN A SEASON

2013.....	52
2010.....	48
2015.....	48
2012.....	46
1995.....	45

MOST EXTRA POINTS ALLOWED IN A GAME

Seven times, last: 11/24/19 at Tennessee.....	6
---	---

MOST TWO-POINT CONVERSIONS SCORED IN A SEASON

1996.....	5
1999, 2004, 2019.....	4

MOST TWO-POINT CONVERSIONS SCORED IN A GAME

11/28/99 at Baltimore.....	2
----------------------------	---

MOST TWO-POINT CONVERSIONS ALLOWED IN A SEASON

2007.....	3
Seven times, last: 2019.....	2

MOST TWO-POINT CONVERSIONS ALLOWED IN A GAME

In 25 games.....	1
------------------	---

MOST FIELD GOALS SCORED IN A SEASON

2019.....	33
1997.....	31
1999.....	31
2017.....	30
1996.....	30

MOST FIELD GOALS SCORED IN A GAME

Five times, last: 10/10/10 at Buffalo.....	5
--	---

MOST FIELD GOALS ALLOWED IN A SEASON

2016.....	38
2012.....	36
1998.....	30
1996.....	28
2001.....	28

MOST FIELD GOALS ALLOWED IN A GAME

12/1/02 vs. Pittsburgh.....	6
9/22/96 at New England.....	5
10/8/00 vs. Baltimore.....	5

MOST DEFENSIVE TDS IN A SEASON

2017.....	7
1999.....	3
2007.....	3
1998.....	2
2001.....	2
2005.....	2
2008.....	2
2011.....	2
2013.....	2
2015.....	2
2018.....	2

MOST DEFENSIVE TDS IN A GAME

10/8/17 at Pittsburgh.....	2
11/30/14 vs. New York Giants.....	2
10/25/15 vs. Buffalo.....	2
31 times, last: 12/30/19 vs. Indianapolis.....	1

MOST OPPONENT DEFENSIVE TDS IN A SEASON

2015.....	7
2014.....	6
2012.....	5
1996.....	4
2004.....	4
2013.....	4

MOST OPPONENT DEFENSIVE TDS IN A GAME

12/17/06 at Tennessee.....	3
11/15/98 at Pittsburgh.....	2
10/7/12 vs. Chicago.....	2
12/30/12 at Tennessee.....	2
11/20/16 at Detroit.....	2

MOST SPECIAL TEAMS TDS IN A SEASON

1999.....	3
1995.....	2
1997.....	2
1998.....	2
2011.....	2

MOST SPECIAL TEAMS TDS IN A GAME

12/3/95 at Denver.....	2
------------------------	---

MOST OPPONENT SPECIAL TEAMS TDS IN A SEASON

2006.....	3
2000.....	2
2004.....	2
2005.....	2
2007.....	2
2009.....	2
2012.....	2

MOST OPPONENT SPECIAL TEAMS TDS IN A SEASON

11/14/04 vs. Detroit.....	2
12/30/07 at Houston.....	2
12/30/12 at Tennessee.....	2

TEAM RECORDS



SCORING

LARGEST MARGIN OF VICTORY

12/3/00 vs. Cleveland (48-0).....	48
10/8/06 vs. New York Jets (41-0).....	41
12/17/17 vs. Houston (45-7).....	38
12/23/07 vs. Oakland (49-11).....	38
9/12/99 vs. San Francisco (41-3).....	38

LARGEST MARGIN OF DEFEAT

12/17/95 at Detroit (0-44).....	44
10/11/09 at Seattle (0-41).....	41
12/20/98 at Minnesota (10-50).....	40
10/7/12 at Chicago (3-41).....	38
12/8/19 vs. Los Angeles Chargers (10-45).....	35

MOST CONSECUTIVE QUARTERS SCORED

12/2/07 at Indianapolis to 12/30/07 at Hou.....	19
10/3/99 at Pittsburgh to 11/7/99 at Atl.....	19



MOST CONSECUTIVE QUARTERS ALLOWING POINTS

9/11/11 at Ten. to 10/9/11 vs. Cin.....	16
12/30/01 vs. K.C. to 9/15/02 at K.C.....	14
10/3/10 vs. Ind. to 10/31/10 at Dal.....	14
12/9/12 vs. N.Y.J. to 12/30/12 at Ten.....	14
10/8/00 vs. Bal. to 10/29/00 at Dal.....	13
11/26/95 vs. Cin. to 12/17/95 at Det.....	13

MOST CONSECUTIVE QUARTERS HELD SCORELESS

12/26/04 vs. Hou. (4) & 1/2/05 at Oak. (1).....	5
9/8/13 vs. KC (3) & 9/15/13 at Oak. (1).....	4
12/17/95 at Detroit (4).....	4
10/11/09 at Seattle (4).....	4
9/18/11 at NYJ (3) & 9/25/11 at Car. (1).....	4

MOST CONSECUTIVE SHUTOUT QUARTERS BY DEFENSE

11/30/03 vs. TB (2) & 12/7/03 vs. HOU (4).....	6
10/22/17 at IND (4) & 11/5/17 vs. Cin (1).....	5
12/3/00 vs. CLE (4) & 12/10/00 vs. ARI (1).....	5
9/18/06 vs. PIT (4) & 9/24/06 at IND (1).....	5
10/8/06 vs. NYJ (4) & 10/22/06 at HOU (1).....	5
10/16/11 at PIT (2) & 10/24/11 vs. BAL (3).....	5

LONGEST SCORING DRIVE (YARDS)

10/8/17 at Pittsburgh (3 plays, TD).....	98
10/31/99 at Cincinnati (9 plays, TD).....	98
11/11/18 at Indianapolis (5 plays, TD).....	97
9/3/00 at Baltimore (15 plays, TD).....	97
Three times, last: 12/5/04 vs. Pittsburgh (9 plays, FG).....	96

LONGEST SCORING DRIVE (PLAYS)

12/16/07 at Pittsburgh (74 yards, TD).....	20
Six times, last 10/20/13 vs. San Diego (68 yards, FG).....	18

LONGEST SCORING DRIVE (TIME)

9/21/08 at Indianapolis (18 plays, 82 yds, FG) ...	12:18
9/23/07 at Denver (18 plays, 80 yds, TD).....	11:44
12/2/07 at Indianapolis (16 plays, 84 yds, TD) ...	11:10
10/7/07 at Kansas city (18 plays, 77 yds, FG)	10:55
09/29/19 at Denver (16 plays, 75 yards, TD).....	10:24

SHORTEST SCORING DRIVE (YARDS)

1/1/12 vs. Indianapolis (4 plays, FG).....	-10
9/10/95 at Cincinnati (5 plays, FG).....	-7
10/24/11 vs. Baltimore (4 plays, FG).....	-3
11/5/06 vs. Tennessee (4 plays, FG).....	-2
10/1/06 at Washington (4 plays, FG).....	-1

SHORTEST SCORING DRIVE (TIME)

9/8/96 vs. Houston (1 play, 3 yards, TD).....	0:04
12/23/07 vs. Oakland (1 play, 2 yards, TD).....	0:04
9/19/19 vs. TENNESSEE (1 PLAY, 7 YARDS, TD)....	0:05
12/1/13 at Cleveland (1 play, 0 yd, FG).....	0:05
11/25/07 vs. Buffalo (1 play, 17 yd, TD).....	0:05
Two times, last: 12/3/00 vs. Cleveland (1 play, 8 yards, TD) ...	0:06

POSSESSION / FIRST DOWNS

HIGHEST TIME OF POSSESSION

12/17/06 at Tennessee.....	44:22
10/18/09 vs. St. Louis.....	42:12
11/14/04 vs. Detroit.....	41:44
9/21/08 at Indianapolis.....	41:35
10/20/96 at St. Louis.....	41:34

HIGHEST OPPONENT TIME OF POSSESSION

9/6/12 vs. Houston.....	43:17
11/18/12 at Houston.....	41:40
11/1/09 at Tennessee.....	41:35

LOWEST TIME OF POSSESSION

9/6/12 vs. Houston.....	16:43
11/18/12 at Houston.....	18:20
11/1/09 at Tennessee.....	18:16

LOWEST OPPONENT TIME OF POSSESSION

12/17/06 at Tennessee.....	15:38
10/18/09 vs. St. Louis.....	17:48
11/14/04 vs. Detroit.....	18:16

MOST FIRST DOWNS -- SEASON

2017.....	332
1999.....	331
2010.....	330
2007.....	328
1995.....	325

MOST FIRST DOWNS -- GAME

10/20/96 at St. Louis.....	36
10/18/96 vs. St. Louis.....	33
12/24/17 at San Francisco.....	32
Three times, last: 12/24/05 at Houston.....	30

FEWEST FIRST DOWNS -- SEASON

2011.....	251
2012.....	269
2014.....	271
2013.....	271
2002.....	275

FEWEST FIRST DOWNS -- GAME

12/26/04 vs. Houston.....	6
9/19/04 vs. Denver.....	8
9/14/14 at Washington.....	8
Three times, last: 12/18/16 at Houston.....	9

MOST FIRST DOWNS ALLOWED -- SEASON

2012.....	364
2015.....	362
2013.....	353
2019.....	340
2014.....	330

MOST FIRST DOWNS ALLOWED -- GAME

11/18/12 at Houston.....	39
9/28/15 at New England.....	35
9/14/14 at Washington.....	32
11/4/07 at New Orleans.....	32
10/2/11 vs. New Orleans.....	30

FEWEST FIRST DOWNS ALLOWED -- SEASON

1999.....	248
2000.....	252
2017.....	257
2006.....	259
2011.....	272

TEAM RECORDS



FIRST DOWNS

FEWEST FIRST DOWNS ALLOWED -- GAME

12/3/00 vs. Cleveland	2
12/17/06 at Tennessee.....	5
12/7/03 vs. Houston.....	7
Three times, last: 11/5/17 vs. Cincinnati.....	8

MOST FIRST DOWNS, BOTH TEAMS -- GAME

12/24/17, Jaguars (32), at San Francisco (26)	58
10/7/18, Jaguars (29), at Kansas City (26)	55
11/18/12, Jaguars (17), at Houston (39) (OT).....	56
11/24/96, Jaguars (23), at Baltimore (29) (OT).....	52
11/21/99, Jaguars (30), vs. New Orleans (21).....	51

FEWEST FIRST DOWNS, BOTH TEAMS -- GAME

11/28/99, Jaguars (9), vs. Baltimore (13).....	22
11/27/11, Jaguars (14), vs. Houston (9).....	23
9/3/95, Jaguars (10), Houston (14).....	24

MOST FIRST DOWNS RUSHING -- SEASON

2010	148
2006	127
2007	127
2003	118
1999	117

MOST FIRST DOWNS, PENALTY -- GAME

12/5/13 vs. Houston	7
11/2/12 at Buffalo.....	7
11/25/18 at Buffalo.....	6
11/15/15 at Baltimore.....	6

FEWEST FIRST DOWNS, PENALTY -- SEASON

2002	14
2009	16
2000	16
1997	18
2006	18

FEWEST FIRST DOWNS, PENALTY -- GAME

85 times, last: 11/17/19 at Indianapolis 0

MOST FIRST DOWNS RUSHING, OPPONENT -- SEASON

2012	133
1995	121
2013	121
2019	114

MOST FIRST DOWNS RUSHING, OPPONENT -- GAME

9/16/12 vs. Houston	16
9/9/07 vs. Tennessee	15
12/2/12 at Buffalo.....	14
10/27/13 vs. San Francisco.....	14
12/1/02 vs. Pittsburgh.....	13

FEWEST FIRST DOWNS RUSHING, OPPONENT -- SEASON

1999	72
2011	73
2005	79

MOST FIRST DOWNS RUSHING -- GAME

12/5/10 at Tennessee.....	16
12/10/06 vs. Indianapolis	16
1/2/11 at Houston.....	15
11/28/10 at New York Giants	15
12/3/00 vs. Cleveland	15

FEWEST FIRST DOWNS RUSHING -- SEASON

2015	69
2013	71
2016	75
2012	76
2001, 2019	85

FEWEST FIRST DOWNS RUSHING -- GAME

9/29/13 vs. Indianapolis	0
12 times, last: 10/13/19 vs. New Orleans	1

MOST FIRST DOWNS PASSING -- SEASON

2015	215
2016	207
1996	208
1999	194
Two times: 2017,2000.....	193

FEWEST FIRST DOWNS RUSHING, OPPONENT -- GAME

5 times, last: 9/20/15 vs. Miami 0

MOST FIRST DOWNS PASSING, OPPONENT -- SEASON

2015	222
2014	200
2013	200
2012	194
2019	193

MOST FIRST DOWNS PASSING, OPPONENT -- GAME

11/18/12 at Houston.....	26
11/4/07 at New Orleans.....	25
10/3/10 vs. Indianapolis	23
9/21/14 vs. Indianapolis	22

FEWEST FIRST DOWNS PASSING, OPPONENT -- SEASON

2017	143
2006	143
2000	144
2005	158
2018	162

FEWEST FIRST DOWNS PASSING, OPPONENT -- GAME

12/3/00 vs. Cleveland.....	0
5 times, last: 12/17/06 vs. Miami	3

MOST FIRST DOWNS BY PENALTY, OPPONENT -- SEASON

2016	38
2015	38
2018	37
2012	37
2019	33

MOST FIRST DOWNS PASSING -- GAME

10/20/96 at St. Louis.....	24
9/16/18 vs. New England	22
10/7/18 at Kansas City.....	20
12/24/17 at San Francisco	20
11/28/99 at Baltimore.....	20

FEWEST FIRST DOWNS PASSING-- SEASON

2011	122
2006	147
1998	153
2014	154
2002	156

MOST FIRST DOWNS, PENALTY -- SEASON

2016	39
2017	38
2012	36
2005	34
2014	31

MOST FIRST DOWNS BY PENALTY, OPPONENT -- GAME


9/10/17 at Houston	8
10/20/19 AT CINCINNATI	6
11/18/18 vs. Pittsburgh.....	6
10/28/12 at Green Bay.....	6
10/16/05 at Pittsburgh.....	6
9/29/96 vs. Carolina.....	6

FEWEST FIRST DOWNS BY PENALTY, OPPONENT -- SEASON

2007	13
2009	16
1999	17

FEWEST FIRST DOWNS BY PENALTY, OPPONENT -- GAME

75 times, last: 10/13/19 vs. New Orleans 0



TEAM RECORDS



TOTAL NET YARDS

MOST NET YARDS GAINED -- SEASON

2017	5,855
1996	5,760
2007	5,719
2000	5,690
1999	5,586

MOST NET YARDS GAINED -- GAME

10/20/96 at St. Louis	538
9/20/98 vs. Baltimore	519
10/22/17 at Indianapolis	518
10/6/19 AT CAROLINA	507
9/30/18 vs. N.Y. Jets	503

FEWEST NET YARDS GAINED -- SEASON

2011	4,149
1995	4,495
2014	4,634
2013	4,701
2012	4,788

FEWEST NET YARDS GAINED -- GAME

9/16/12 vs. Houston	117
12/30/18 at Houston	119
12/26/04 vs. Houston	126
11/14/99 vs. Baltimore	132
9/3/95 vs. Houston	146

MOST NET YARDS ALLOWED -- SEASON

2012	6,088
2013	6,070
2019	6,007
2015	6,000
2010	5,949

MOST NET YARDS ALLOWED -- GAME

11/18/12 at Houston	653
11/4/07 at New Orleans	538
12/27/15 at New Orleans	537
9/25/00 at Indianapolis	533
9/21/14 vs Indianapolis	529

FEWEST NET YARDS ALLOWED -- SEASON

1999	4,334
2006	4,538
2017	4,578
2005	4,655
2003	4,657

FEWEST NET YARDS ALLOWED -- GAME

12/3/00 vs. Cleveland	53
12/17/06 at Tennessee	98
12/7/03 vs. Houston	124
10/24/11 vs. Baltimore	146
11/5/17 vs. Cincinnati	148

MOST NET YARDS GAINED, BOTH TEAMS -- SEASON

2015	11,581
2019	11,475
2010	11,409
2009	11,022
2012	10,876

MOST NET YARDS GAINED, BOTH TEAMS -- GAME

1,111, 11/18/12	Jaguars (458), at Houston (653)
970, 11/4/07	Jaguars (432) at New Orleans (538)
952, 10/6/19	JAGUARS (507) AT CAROLINA (445)
949, 12/27/15	Jaguars (412) at New Orleans (537)
926, 10/7/18	Jaguars (502) at Kansas City (424)

FEWEST NET YARDS GAINED, BOTH TEAMS -- SEASON

2018	8,927
2011	9,157
2005	9,804
2001	9,910
1995	10,010

FEWEST NET YARDS GAINED, BOTH TEAMS -- GAME

351, 10/24/11	Jaguars (205) vs. Baltimore (146)
374, 11/14/99	Jaguars (132) vs. Baltimore (242)
386, 9/3/95	Jaguars (146) vs. Houston (240)
420, 10/3/99	Jaguars (204) at Pittsburgh (216)
437, two times	last 12/16/18 vs. Washington

PASSING

MOST NET YARDS PASSING -- SEASON

1996	4,110
2015	4,108
2019	3,760
2016	3,728
1997	3,704

MOST NET YARDS PASSING -- GAME

10/20/96 at St. Louis	420
9/22/96 at New England (OT)	413
10/7/18 at Kansas City	401
9/30/18 vs. New York Jets	377
9/16/18 vs. New England	377

FEWEST NET YARDS PASSING -- SEASON

2011	2,179
2002	2,762
1995	2,790
2006	2,882
2014	3,001

FEWEST NET YARDS PASSING -- GAME

12/16/18 vs. Washington	20
12/26/04 vs. Houston	31
9/3/95 vs. Houston	45
9/26/10 vs. Philadelphia	52
9/16/12 vs. Houston	52

MOST NET YARDS PASSING ALLOWED -- SEASON

2015	4,291
2010	4,004
2013	3,962
2014	3,899
2012	3,832

MOST NET YARDS PASSING ALLOWED -- GAME

11/18/12 at Houston	504
9/25/00 at Indianapolis	440
11/4/07 at New Orleans	435
12/27/15 at New Orleans	402
11/17/13 vs. Arizona	402

FEWEST NET YARDS PASSING ALLOWED -- SEASON

2017	2,718
1999	2,890
2005	2,946
2006	3,078
2018	3,113

FEWEST NET YARDS PASSING ALLOWED -- GAME

12/3/00 vs. Cleveland	-9
10/8/06 vs. New York Jets	45
9/24/17 vs. Baltimore	52
12/7/03 vs. Houston	54
12/17/06 at Tennessee	57

MOST NET YARDS PASSING, BOTH TEAMS -- SEASON

2015	8,399
2019	7,538
1996	7,424
2013	7,403
1997	7,204

MOST NET YARDS PASSING, BOTH TEAMS -- GAME

876, 11/18/12	Jaguars (372), at Houston (504)
779, 11/4/07	Jaguars (344), at New Orleans (435)
749, 12/27/15	Jaguars (347), at New Orleans (402)
725, 9/8/19	Jaguars (347) vs. Kansas City (378)
699, 10/7/18	Jaguars (401), at Kansas City (298)

FEWEST NET YARDS PASSING, BOTH TEAMS -- SEASON

2011	5,520
2006	5,960
2002	6,026
2005	6,136
2018	6,222

FEWEST NET YARDS PASSING, BOTH TEAMS -- GAME

125, 9/3/95	Jaguars (45), vs. Houston (80)
145, 12/26/04	Jaguars (31), vs. Houston (114)
156, 12/18/18	Jaguars (20), vs. Washington (136)
176, 10/8/16	Jaguars (131), vs. Washington (45)
179, 10/3/99	Jaguars (80), at Pittsburgh (99)

MOST GROSS YARDS PASSING -- SEASON

2015	4,428
1996	4,367
2019	4,023
2000	3,947
2016	3,925

MOST GROSS YARDS PASSING -- GAME

9/22/96 at New England (OT)	432
10/7/18 at Kansas City	430
10/20/96 at St. Louis	421
9/30/18 vs. N.Y. Jets	388
9/10/00 at Baltimore	386

FEWEST GROSS YARDS PASSING -- SEASON

2011	2,510
2002	3,019
2006	3,060
1995	3,144
2004	3,315

FEWEST GROSS YARDS PASSING -- GAME

12/26/04 vs. Houston	54
12/16/18 vs. Washington	57
9/3/95 vs. Houston	69
9/16/12 vs. Houston	73
12/8/02 vs. Cleveland	76

MOST GROSS YARDS PASSING ALLOWED -- SEASON

2015	4,528
2010	4,193
2013	4,187
2014	4,172
2019	4,088

MOST GROSS YARDS PASSING ALLOWED -- GAME

11/18/12 at Houston	527
11/4/07 at New Orleans	445
9/25/00 at Indianapolis	440
11/17/13 vs. Arizona	419
12/27/15 at New Orleans	412

TEAM RECORDS



PASSING

FEWEST GROSS YARDS PASSING ALLOWED -- SEASON

2017	3,074
2005	3,223
1999	3,263
2006	3,278
2018	3,354

FEWEST GROSS YARDS PASSING ALLOWED -- GAME

12/3/00 vs. Cleveland	33
9/24/17 vs. Baltimore	64
10/8/06 vs. New York Jets	71
12/7/03 vs. Houston	71
9/9/07 vs. Tennessee	78

MOST PASSING ATTEMPTS -- SEASON

2016	626
2015	607
2013	592
2019	589
2012	586

MOST PASSING ATTEMPTS -- GAME

10/7/18 at Kansas City	61
11/6/16 at Kansas City	54
10/10/04 at San Diego	54
10/18/15 vs. Houston	53
10/20/96 at St. Louis	52

FEWEST PASSING ATTEMPTS -- SEASON

2006	446
2002	462
1998	463
Three times: 2007, 2010, 2011	469

FEWEST PASSING ATTEMPTS -- GAME

10/13/02 at Tennessee	13
10/8/17 at Pittsburgh	14
12/10/06 vs. Indianapolis	14
12/8/02 vs. Cleveland	14
9/29/02 vs. N.Y. Jets	15

MOST PASSING ATTEMPTS, OPPONENT -- SEASON

2015	602
1998	577
2013	551
2016	551
2001	544

MOST PASSING ATTEMPTS, OPPONENT -- GAME

12/5/13 vs. Houston	58
12/2/18 at Houston	55
10/8/17 at Pittsburgh	55
11/18/12 at Houston	55
11/10/02 vs. Washington	51

FEWEST PASSING ATTEMPTS, OPPONENT -- SEASON

2000	458
2008	465
2005	482
2004	497
2018	499

FEWEST PASSING ATTEMPTS, OPPONENT -- GAME

1/3/10 at Cleveland	11
12/30/12 at Tennessee	15
12/17/06 at Tennessee	15
Three times, last: 10/1/00 vs. Pittsburgh	16

MOST PASS COMPLETIONS -- SEASON

2016	369
2019	364
2015	355
1996	353
2013	349

MOST PASS COMPLETIONS -- GAME

10/20/96 at St. Louis	37
10/10/06 at San Diego	36
10/7/18 at Kansas City	33
10/27/16 at Tennessee	33
Three times, last: 12/24/17 at San Francisco	32

FEWEST PASS COMPLETIONS -- SEASON

2011	240
2006	266
2002	268
1998	269
1995	275

FEWEST PASS COMPLETIONS -- GAME

10/13/02 at Tennessee	7
10/28/07 at Tampa Bay	7
3 times, last: 10/8/17 at Pittsburgh	8

MOST PASS COMPLETIONS, OPPONENT -- SEASON

2015	390
2014	355
2013	354
2001	354
Two times: 2009, 2016	345

MOST PASS COMPLETIONS, OPPONENT -- GAME

11/18/12 at Houston	43
11/4/07 at New Orleans	35
10/31/10 at Dallas	34
Six times, last: 12/2/18 vs. Indianapolis	33

FEWEST PASS COMPLETIONS, OPPONENT -- SEASON

2000	258
2005	285
2017	289
1996	290
1999	291

FEWEST PASS COMPLETIONS, OPPONENT -- GAME

1/3/10 at Cleveland	7
12/3/00 vs. Cleveland	7
11/17/96 at Pittsburgh	7
12/18/05 vs. San Francisco	8
12/17/06 at Tennessee	8

MOST TOUCHDOWN PASSES -- SEASON

2015	35
2007	28
2010	26
Two times: 1998, 2016	24

MOST TOUCHDOWN PASSES -- GAME

12/6/15 at Tennessee	5
9 times, last: 9/16/18 vs. New England	4

MOST TOUCHDOWN PASSES, OPPONENT -- SEASON

2015	29
2013	29
Three times: 1995, 2009, 2010	28

MOST TOUCHDOWN PASSES, OPPONENT -- GAME

12/26/99 at Tennessee	5
9/10/00 at Baltimore	5
11/18/12 at Houston	5
9/22/13 at Seattle	5
10 times, last: 9/18/16 at San Diego	4

MOST INTERCEPTIONS THROWN -- SEASON

2013	21
2010	21
1996	20
2015	18
2014	18

MOST INTERCEPTIONS THROWN -- GAME

10/20/96 at Tennessee	5
Six times, last: 10/7/18 at Kansas City	4

FEWEST INTERCEPTIONS THROWN -- SEASON

2005	6
2019	8
2007	8
2002	9
1997	9

FEWEST INTERCEPTIONS THROWN -- GAME

180 times, last: 12/22/19 at Atlanta	0
--------------------------------------	---

MOST INTERCEPTIONS THROWN, OPPONENT -- SEASON

2017	21
2013	21
2010	21
1996	20
2014	18

MOST INTERCEPTIONS THROWN, OPPONENT -- GAME

10/8/17 at Pittsburgh	5
10/31/10 at Dallas	4
23 times, last: 10/27/19 vs. New York Jets	3

FEWEST INTERCEPTIONS THROWN, OPPONENT -- SEASON

2014	6
2016	7
2015	9
2019	10

MOST TIMES SACKED -- SEASON

2014	71
2001	63
1995	57
2018	53
2015	51

MOST TIMES SACKED -- GAME

9/14/14 at Washington	10
12/14/14 at Baltimore	8
12/16/01 at Cleveland	8
12/9/01 at Cincinnati	8
10 times, last: 11/30/14 vs. New York Giants	7

MOST TIMES SACKED, OPPONENT -- SEASON

1999	57
2017	55
1997	48
2019	47
2005	47

TEAM RECORDS



PASSING

MOST TIMES SACKED, OPPONENT -- GAME

9/10/17 at Houston.....	10
10/22/17 at Indianapolis.....	10
9/19/19 VS. TENNESSEE.....	9
11/7/99 at Atlanta.....	9

FEWEST TIMES SACKED -- SEASON

2017.....	24
2003.....	28
2006.....	30
2007.....	31
Two times: 2004, 2005.....	32

FEWEST TIMES SACKED -- GAME

30 TIMES, LAST: 9/19/19 VS. TENNESSEE.....	0
---	----------

FEWEST TIMES SACKED, OPPONENT -- SEASON

2009.....	14
1995.....	17
2012.....	20
2003.....	24
2010.....	26

FEWEST TIMES SACKED, OPPONENT -- GAME

66 times, last: 9/29/19 at Denver.....	0
---	----------

MOST CONSECUTIVE GAMES WITH A PASSING TD

9/13/15 vs. Carolina - 12/27/15 at New Orleans	15
9/10/95 at Cincinnati - 12/10/95 vs. Indianapolis.....	13
10/22/00 at Washington - 9/9/01 vs. Pittsburgh.....	10
10/28/07 at Tampa Bay - 12/30/07 at Houston.....	10

MOST CONSECUTIVE GAMES WITH A PASSING TD, OPPONENT

9/8/96 vs. Houston - 12/22/96 vs. Seattle.....	15
9/20/98 vs. Baltimore - 12/20/98 at Minnesota.....	13
12/16/07 at Pittsburgh - 11/16/08 vs. Tennessee.....	13
Three times: last, 12/14/14 at Baltimore - 11/15/15 at Baltimore	12

MOST 300-YARD PASSING GAMES BY AN INDIVIDUAL -- SEASON

2015.....	6
1996.....	6
2018.....	4
2017.....	4
2016.....	4

MOST 300-YARD PASSING GAMES BY AN INDIVIDUAL, OPPONENT -- SEASON

2015.....	5
2010.....	5
2019.....	5
2013.....	4

RUSHING

MOST RUSHING YARDS -- SEASON

2006.....	2,541
2010.....	2,395
2007.....	2,391
2017.....	2,262
1998.....	2,101

MOST RUSHING YARDS -- GAME

12/10/06 vs. Indianapolis.....	375
9/29/19 AT DENVER.....	269
12/5/10 at Tennessee.....	258
10/14/07 vs. Houston.....	244
12/3/00 vs. Cleveland.....	244

FEWEST RUSHING YARDS -- SEASON

2013.....	1,260
2012.....	1,369
2015.....	1,473
2001.....	1,600
2016.....	1,631

FEWEST RUSHING YARDS -- GAME

10/2/05 vs. Denver.....	12
9/14/14 at Washington.....	25
10/1/00 vs. Pittsburgh.....	26
11/17/19 AT INDIANAPOLIS.....	29
9/29/96 at New England (OT).....	29

MOST RUSHING YARDS ALLOWED -- SEASON

2012.....	2,256
2019.....	2,229
2013.....	2,108
2002.....	2,071
2014.....	2,033

MOST RUSHING YARDS ALLOWED -- GAME

11/1/09 at Tennessee.....	305
10/6/19 AT CAROLINA.....	285
9/9/07 vs. Tennessee.....	282
11/17/19 AT INDIANAPOLIS.....	264
12/6/18 at Tennessee.....	264

FEWEST RUSHING YARDS ALLOWED -- SEASON

2003.....	1,406
1999.....	1,444
2006.....	1,460
2007.....	1,605
2001.....	1,611

FEWEST RUSHING YARDS ALLOWED -- GAME

10/7/07 at Kansas City.....	10
11/20/16 at Detroit.....	14
11/17/13 vs. Arizona.....	14
11/20/06 vs. N.Y. Giants.....	25
Two times, last: 11/18/18 vs. Pittsburgh.....	26

MOST RUSHING YARDS, BOTH TEAMS -- SEASON

2010.....	4,340
2002.....	4,160
2017.....	4,122
1998.....	4,102
2006.....	4,001

MOST RUSHING YARDS, BOTH TEAMS -- GAME

11/1/09, Jaguars (217), at Tennessee (305).....	522
1/2/11, Jaguars (198), at Houston (244).....	442
10/6/19, JAGUARS (149) AT CAROLINA (285).....	434
10/1/17, Jaguars (175), at New York Jets (256).....	431
10/30/05, Jaguars (221), at St. Louis (200).....	421

FEWEST RUSHING YARDS, BOTH TEAMS -- SEASON

2015.....	3,182
2001.....	3,211
2016.....	3,334
2013.....	3,368
1996.....	3,431

FEWEST RUSHING YARDS, BOTH TEAMS -- GAME

11/17/13, Jaguars (32), vs. Arizona (14).....	46
12/3/01, Jaguars (62), vs. Green Bay (37).....	99
11/20/05, Jaguars (49), at Tennessee (63).....	112
12/2/18, Jaguars (79), vs. Indianapolis (41).....	120
10/21/12, Jaguars (54) at Oakland (69).....	123

MOST RUSHING ATTEMPTS -- SEASON

2017.....	527
2007.....	522
1999.....	514
2006.....	513
2010.....	512

MOST RUSHING ATTEMPTS -- GAME

12/5/10 at Tennessee.....	53
11/14/04 vs. Detroit.....	50
9/21/08 at Indianapolis.....	48
Three times, last: 9/11/11 at Tennessee.....	47

FEWEST RUSHING ATTEMPTS -- SEASON

2015.....	354
2012.....	358
2001.....	372
2013.....	378

FEWEST RUSHING ATTEMPTS -- GAME

11/17/19 AT INDIANAPOLIS.....	9
9/14/14 at Washington.....	10

MOST RUSHING ATTEMPTS, OPPONENT -- SEASON

2012.....	545
2013.....	507
1995.....	504
2014.....	499
2002.....	487

MOST RUSHING ATTEMPTS, OPPONENT -- GAME

1/3/10 at Cleveland.....	49
11/1/09 at Tennessee.....	49
9/9/07 vs. Tennessee.....	49
9/16/12 vs. Houston.....	48
12/2/12 at Buffalo.....	46

FEWEST RUSHING ATTEMPTS, OPPONENT -- SEASON

1999.....	373
2007.....	390
2010.....	416
2006.....	420
2008.....	428

FEWEST RUSHING ATTEMPTS, OPPONENT -- GAME

10/7/07 at Kansas City.....	10
11/7/99 at Atlanta.....	11
10/24/11 vs. Baltimore.....	12
10/5/03 vs. San Diego.....	13
9/11/11 vs. Tennessee.....	13

HIGHEST RUSHING AVERAGE -- SEASON

2006.....	4.95
2010.....	4.68
2002.....	4.59
2007.....	4.58
Two times: 2014, 2009.....	4.54

TEAM RECORDS



RUSHING

HIGHEST RUSHING AVERAGE -- GAME

11/1/09, 16 attempts, 217 yards	13.56
10/14/07, 26 attempts, 244 yards	9.38
12/10/06, 43 attempts, 375 yards	8.93
12/28/14, 14 attempts, 121 yards	8.64
10/12/1998, 23 attempts, 183 yards	8.09

LOWEST RUSHING AVERAGE -- SEASON

2013	3.33
1997	3.79
2012	3.82
1996	3.83
2005	3.90

LOWEST RUSHING AVG., OPPONENT - GAME

11/17/13 vs. Arizona	0.58
11/20/16 at Detroit	0.70
10/7/07 at K.C.	1.00
11/8/15 at N.Y. Jets	1.04
9/14/03 vs. Buffalo	1.34

MOST TOUCHDOWNS SCORED RUSHING - SEASON

23	2006
20	1997, 1999
19	1998, 2002, 2009

MOST TOUCHDOWNS SCORED RUSHING, OPPONENT - SEASON

23	2019
20	2013
19	2010, 2012

MOST TOUCHDOWNS SCORED RUSHING, OPPONENT - GAME

Six times, last: **11/24/19 at Tennessee** 4

MOST 100-YARD RUSHING GAMES, INDIVIDUAL - SEASON

9	2000
8	1998
7	2003, 2006, 2007, 2010

MOST 100-YARD RUSHING GAMES, OPPONENT - SEASON

6	1998, 2019
5	2002, 2004, 2010
4	2011, 2012, 2015, 2018

MOST CONSECUTIVE GAMES WITH A RUSHING TD

11/21/99 vs. N.O. - 9/3/00 at CLE	8
11/12/06 vs. HOU - 12/31/06 at K.C.	8
9/8/02 vs. IND - 10/27/02 vs. HOU	7
11/11/07 at TEN - 12/23/07 vs. OAK	7
Five times, last: 12/18/16 at Hou - 9/24/17 vs BAL	6

MOST CONSECUTIVE GAMES WITH A RUSHING TD, OPPONENT

12/20/15 vs. ATL - 10/27/16 at TEN	10
11/17/02 vs. WAS - 12/29/02 at IND	7
10/28/01 at BAL - 12/9/01 at CIN	7
10/28/01 at BAL - 12/9/01 at CIN	7

HIGHEST RUSHING AVERAGE, OPPONENT -- SEASON

2019	5.12
2010	4.68
1998	4.44
2017	4.34
2018	4.33

HIGHEST RUSHING AVERAGE, OPPONENT -- GAME

10/6/19 AT CAROLINA, 27 ATTEMPTS, 285 YARDS	10.56
12/6/18 at Tennessee, 32 attempts, 264 yards	8.25
11/17/19 AT INDIANAPOLIS, 36 ATTEMPTS, 264 YARDS	7.33
9/15/13 at Oakland, 34 attempts, 226 yards	6.65
10/6/02 vs. Philadelphia, 30 attempts, 199 yards	6.63

LOWEST RUSHING AVERAGE, OPPONENT -- SEASON

2003	3.18
2001	3.43
2006	3.48
2015	3.68
1997	3.81

LOWEST RUSHING AVERAGE -- GAME

10/2/05 vs. Denver, 11 attempts, 12 yards	1.09
9/22/97 vs. Pittsburgh, 26 attempts, 40 yards	1.54
11/20/05 at Tennessee, 30 attempts, 49 yards	1.63
10/01/00 vs. Pittsburgh, 16 attempts, 26 yards	1.63
9/15/13 at Oakland, 19 attempts, 34 yards	1.79

RECEPTIONS

MOST RECEPTIONS - SEASON

2016	369
2019	364
2015	355
1996	353
2013	349

MOST RECEPTIONS - GAME

10/20/96 at St. Louis	37
10/10/04 at San Diego	36
10/7/18 at Kansas City	33
10/27/16 at Tennessee	33
Two times, last: 11/13/16 vs. Houston	32

MOST RECEPTIONS, OPPONENT - SEASON

2015	390
2014	355
2001, 2013	354
2009, 2016	345

MOST RECEPTIONS, OPPONENT - GAME

11/18/12 at Houston	43
11/4/07 at New Orleans	35
11/15/15 at Baltimore	34
10/31/10 at Dallas	34
Six times, last: 12/2/18 vs. Indianapolis	33

FEWEST RECEPTIONS - SEASON

2011	240
2006	266
2002	268
1998	269
1995	275

FEWEST RECEPTIONS - GAME

10/13/02 at Tennessee	7
10/28/07 at Tampa Bay	7
10/8/17 at Pittsburgh	8
12/10/06 vs. Indianapolis	8
9/19/04 vs. Denver	8

FEWEST RECEPTIONS, OPPONENT - SEASON

2000	258
2005	285
2017	289
1996, 1999	291

FEWEST RECEPTIONS, OPPONENT - GAME

11/17/96 at Pittsburgh	7
12/3/00 vs. Cleveland	7
1/3/10 at Cleveland	7
Three times, last: 11/25/18 at Buffalo	8

MOST RECEIVING YARDS - SEASON

2015	4,428
1996	4,367
2019	4,023
2000	3,947
2016	3,925

MOST RECEIVING YARDS - GAME

9/22/96 at New England (OT)	432
10/7/18 at Kansas City	430
10/20/96 at St. Louis	421
9/30/18 vs. New York Jets	388
9/10/00 at Baltimore	386

MOST RECEIVING YARDS, OPPONENT - SEASON

2015	4,528
2010	4,193
2013	4,187
2014	4,174
2019	4,088

MOST RECEIVING YARDS, OPPONENT - GAME

11/18/12 at Houston	527
11/4/07 at New Orleans	445
9/25/00 at Indianapolis	440
11/17/13 vs. Arizona	419
9/21/14 vs. Indianapolis	390

FEWEST RECEIVING YARDS - SEASON

2011	2,510
2002	3,019
2006	3,060
1995	3,114
2010	3,356

FEWEST RECEIVING YARDS - GAME

12/26/04 vs. Houston	54
12/16/18 vs. Washington	57
9/3/95 vs. Houston	69
9/16/12 vs. Houston	76
12/8/02 vs. Cleveland	73

FEWEST RECEIVING YARDS, OPPONENT - SEASON

2017	3,074
2005	3,223
1999	3,263
2006	3,278
2018	3,354

FEWEST RECEIVING YARDS, OPPONENT - GAME

12/3/00 vs. Cleveland	33
9/24/17 vs. Baltimore	64
10/8/06 vs. N.Y. Jets	71
12/7/03 vs. Houston	71
9/9/07 at Tennessee	78

MOST RECEIVING TOUCHDOWNS - SEASON

2015	35
2007	28
2010	26
1998, 2016, 2019	24

TEAM RECORDS



RECEPTIONS

MOST RECEIVING TOUCHDOWNS - GAME

12/6/15 at Tennessee.....	5
Nine times, last: 9/16/18 vs. New England.....	4

MOST RECEIVING TOUCHDOWNS, OPPONENT - SEASON

2013, 2015.....	29
1995, 2009, 2010.....	28
2008.....	25

MOST RECEIVING TOUCHDOWNS, OPPONENT - GAME

9/22/13 at Seattle.....	5
11/18/12 at Houston.....	5
12/26/99 at Tennessee.....	5
9/10/00 at Baltimore.....	5
Ten times, last: 9/18/16 at San Diego.....	4

HIGHEST RECEIVING AVERAGE - SEASON

1997, 2015.....	12.5
1996, 1998.....	12.4
2007.....	12.1

HIGHEST RECEIVING AVERAGE - GAME

11/9/97 vs. Kansas City.....	22.1
11/18/12 at Houston.....	21.0
12/28/98 vs. Pittsburgh.....	19.2
9/22/96 at New England.....	18.8
10/22/17 at Indianapolis.....	18.3

HIGHEST RECEIVING AVERAGE, OPPONENT - SEASON

2000.....	13.2
2008, 2010.....	12.7
2019.....	12.5

HIGHEST RECEIVING AVERAGE, OPPONENT - GAME

11/16/97 vs. Tennessee.....	20.4
11/15/98 vs. Tampa Bay.....	19.4

MOST 100-YARD RECEIVING GAMES BY AN INDIVIDUAL - SEASON

1999, 2000.....	12
1996, 2015.....	9

PUNTING

MOST PUNTS - SEASON

2011.....	99
2014.....	96
2013.....	95
2012.....	92
2017.....	88

MOST PUNTS - GAME

9/8/13 vs. Kansas City.....	11
11/16/08 vs. Tennessee.....	10
11 times, last: 11/18/18 vs. Pittsburgh.....	9

FEWEST PUNTS - SEASON

2007.....	54
2010.....	57
1997.....	66
2008.....	67
1996, 2003.....	69

FEWEST PUNTS - GAME

10/10/10 at Buffalo.....	0
9/19/10 at San Diego.....	0
12/2/07 at Indianapolis.....	0
10/14/07 vs. Houston.....	0
10/20/96 at St. Louis.....	0

MOST PUNTING YARDS - SEASON

2014.....	4,464
2012.....	4,353
2013.....	4,338
2011.....	4,147
2018.....	3,872

FEWEST PUNTING YARDS - GAME

10/10/10 at Buffalo.....	0
9/19/10 at San Diego.....	0
12/2/07 at Indianapolis.....	0
10/14/07 vs. Houston.....	0
10/20/96 at St. Louis.....	0

MOST PUNTS, OPPONENT - SEASON

2017.....	100
1999.....	96
2006, 2000.....	90

MOST PUNTS, OPPONENT - GAME

12/3/00 vs. Cleveland.....	12
12/17/17 vs. Houston.....	11
12/4/16.....	11
Five times, last: 11/12/17 vs. LAC.....	10

FEWEST PUNTS, OPPONENT - GAME

9/28/15 at New England.....	0
Eight times, last: 12/11/16 vs. Minnesota.....	1

MOST PUNTING YARDS, OPPONENT - SEASON

2017.....	4,555
1999.....	3,976
2011.....	3,852

MOST PUNTING YARDS, OPPONENT - GAME

12/17/17 vs. Houston.....	518
12/3/00 vs. Cleveland.....	517
12/4/16 vs. Denver.....	506

FEWEST PUNTING YARDS, OPPONENT - SEASON

2002.....	2,518
1995.....	2,564

FEWEST PUNTING YARDS, OPPONENT - GAME

12/17/95 at Detroit.....	28
10/15/95 vs. Chicago.....	29

MOST PUNTS, BOTH TEAMS - SEASON

2017 (Jax: 88, Opp: 100).....	188
2011 (Jax: 99, Opp: 89).....	188
1999 (Jax: 78, Opp: 96).....	174
2013 (Jax: 95, Opp: 76).....	171

MOST PUNTS, BOTH TEAMS - GAME

9/8/13 (Jax: 11, K.C.: 10).....	21
11/27/11 (Jax: 9, Hou: 10).....	19
Three times, last: 11/16/08 (Jax: 10, Ten: 8).....	18

FEWEST PUNTS, BOTH TEAMS - SEASON

2007 (Jax: 54, Opp: 66).....	120
2010 (Jax: 57, Opp: 64).....	121

FEWEST PUNTS, BOTH TEAMS - GAME

10/15/95 (Jax: 1, Chi: 1).....	2
10/14/07 (Jax: 0, Hou: 2).....	2
12/2/07 (Jax: 0, Ind: 2).....	2
9/19/10 (Jax: 0, S.D.: 2).....	2

HIGHEST PUNTING AVERAGE - SEASON

2012.....	47.3
2019.....	46.8
2016.....	46.6
2014.....	46.5
2015.....	46.3

HIGHEST PUNTING AVERAGE - GAME

9/11/16 vs. Green Bay.....	62.5
9/21/08 vs. Indianapolis.....	60.0
12/23/12 vs. New England.....	56.3
10/19/97 at Dallas.....	53.8

HIGHEST PUNTING AVERAGE, OPPONENT - GAME

11/4/01 at Tennessee.....	57.5
10/23/16 vs. Oakland.....	54.6
9/10/06 vs. Dallas.....	53.2
12/2/99 vs. Pittsburgh.....	52.7

TEAM RECORDS



PUNT AND KICKOFF RETURNS

MOST KICKOFF RETURNS - SEASON

2010.....	80
1995, 2008.....	74
1996, 2003.....	67

MOST KICKOFF RETURNS - GAME

12/17/95 at Detroit.....	9
12/1/02 vs. Pittsburgh.....	8
11/12/95 vs. Seattle.....	8
21 times, last: 11/25/19 at Tennessee.....	7

MOST KICKOFF RETURN YARDS - SEASON

2010.....	1,903
2008.....	1,678
1995.....	1,532
2009.....	1,492
1996.....	1,463

MOST KICKOFF RETURN YARDS - GAME

10/25/98 at Denver.....	223
12/17/95 at Detroit.....	209
12/26/99 at Tennessee.....	198
9/28/14 at San Diego.....	189
12/3/95 at Denver.....	181

HIGHEST KICKOFF RETURN AVERAGE - SEASON

2013.....	25.9
2014.....	24.0
2019.....	24.2
2005.....	23.9

MOST TOUCHDOWNS, KICKOFF RETURN - GAME

Eight times, last: 12/18/16 at Houston.....	1
---	---

MOST KICKOFF RETURNS, OPPONENT - SEASON

2000.....	73
2007.....	67
2001.....	64
2006.....	60
2002, 2010.....	59

MOST KICKOFF RETURNS, OPPONENT - GAME

10/10/10 at Buffalo.....	9
9/10/00 at Baltimore.....	9
12/10/00 vs. Arizona.....	9
12/3/00 vs. Cleveland.....	9
Three times, last: 12/23/07 vs. Oakland.....	8

HIGHEST KICKOFF RETURN AVERAGE - GAME (MIN. 4)

11/4/07 at New Orleans.....	40.5
10/10/10 at Buffalo.....	36.3
11/17/14 vs. Arizona.....	36.0
9/7/08 at Tennessee.....	34.5
9/12/10 vs. Denver.....	34.3

MOST KICKOFF RETURN YARDS, OPPONENT - SEASON

1998.....	1,858
1997.....	1,730
2000.....	1,523
2005.....	1,327
2007.....	1,323

MOST KICKOFF RETURN YARDS, OPPONENT - GAME

12/30/07 at Houston.....	234
12/10/00 vs. Arizona.....	213
10/10/10 at Buffalo.....	201
11/20/05 at Tennessee.....	196
1/1/06 vs. Tennessee.....	184

MOST TOUCHDOWNS, KICKOFF RETURN, OPPONENT - GAME

12/30/07 at Houston.....	2
Six times, last: 10/15/17 vs. L.A. Rams.....	1

MOST PUNT RETURNS - SEASON

2005.....	53
2000.....	46
2006.....	45
1999.....	45
1998.....	45

MOST PUNT RETURNS - GAME

11/12/17 vs. L.A. Chargers.....	7
12/26/10 vs. Washington.....	7
12/18/05 vs. San Francisco.....	7
12/13/05 vs. Baltimore.....	7
12/3/00 vs. Cleveland.....	7

MOST PUNT RETURN YARDS - SEASON

1998.....	581
1999.....	462
2005.....	415
1997.....	412
2004.....	405

HIGHEST PUNT RETURN AVERAGE - SEASON

1998.....	12.9
2015.....	11.6
1997.....	11.4
2002, 2003.....	11.1

HIGHEST PUNT RETURN AVERAGE - GAME (MIN. 3)

9/13/98 vs. Kansas City.....	44.7
11/5/17 vs. Cincinnati.....	29.3
12/16/18 vs. Washington.....	28.0
11/21/9 vs. New Orleans.....	27.7
11/23/97 at Cincinnati.....	26.3

MOST PUNT RETURNS, OPPONENT - SEASON

2014.....	52
2011.....	48
2013.....	47

MOST PUNT RETURNS, OPPONENT - GAME

11/27/11 vs. Houston.....	7
9/8/13 vs. Kansas City.....	7
9/14/14 at Washington.....	7

MOST PUNT RETURN YARDS, OPPONENT - SEASON

2012.....	495
2000.....	478
2014.....	464
2015.....	462
2004.....	429

MOST PUNT RETURN YARDS, OPPONENT - GAME

11/14/04 vs. Detroit.....	199
12/30/12 at Tennessee.....	160
11/26/06 at Buffalo.....	104
9/7/03 at Carolina.....	102
10/16/05 at Pittsburgh.....	94

HIGHEST PUNT RETURN AVG., OPPONENT - SEASON

2000.....	12.6
2012.....	12.4
2006.....	11.8

HIGHEST PUNT RETURN AVG., OPPONENT - GAME

11/14/04 vs. Detroit.....	33.2
10/16/05 at Pittsburgh.....	18.8
9/23/01 vs. Tennessee.....	17.4

INTERCEPTIONS

MOST INTERCEPTIONS - SEASON

2017.....	21
2006, 2007.....	20
1999, 2005.....	19

MOST INTERCEPTIONS - GAME

10/8/17 at Pittsburgh.....	5
10/31/10 at Dallas.....	4
23 times, last: 10/27/19 vs. New York Jets.....	3

MOST INTERCEPTIONS, OPPONENT - SEASON

2010, 2013.....	21
1996.....	20
2014, 2015.....	18

MOST INTERCEPTIONS, OPPONENT - GAME

10/20/96 at St. Louis.....	5
10/7/18 at Kansas City.....	4
9/18/11 at N.Y. Jets.....	4
11/21/10 vs. Cleveland.....	4
9/19/10 at San Diego.....	4
11/12/06 vs. Houston.....	4
12/17/95 at Detroit.....	4

MOST INTERCEPTION RETURN YARDS - SEASON

1999.....	330
2017.....	294
2006.....	280
2007.....	237

MOST INTERCEPTION RETURN YARDS - GAME

11/5/06 vs. Tennessee.....	110
10/8/17 at Pittsburgh.....	103
9/12/99 vs. San Francisco.....	93

MOST INTERCEPTION RETURN YARDS, OPPONENT - SEASON

2012.....	400
1996.....	370
2013.....	355

MOST INTERCEPTION RETURN YARDS, OPPONENT - GAME

10/20/96 at St. Louis.....	177
12/17/06 at Tennessee.....	153
12/30/12 at Tennessee.....	142

TEAM RECORDS



INTERCEPTIONS

MOST INTERCEPTIONS RETURNED FOR A TD - SEASON

1999.....	3
2005, 2007, 2008, 2017, 2018.....	2

MOST INTERCEPTIONS RETURNED FOR A TD - GAME

10/8/17 at Pittsburgh.....	2
16 times, last: 10/20/19 at Cincinnati.....	1

MOST INTERCEPTIONS RETURNED FOR A TD, OPPONENT - SEASON

2012.....	5
2014, 2015.....	4
1996, 1998, 2013, 2016.....	3

MOST INTERCEPTIONS RETURNED FOR A TD, OPPONENT - GAME

10/26/14 vs. Miami.....	2
12/30/12 at Tennessee.....	2
10/7/12 at Chicago.....	2
12/17/06 at Tennessee.....	2
11/22/98 at Pittsburgh.....	2
29 times, last: 12/4/16 vs. Denver.....	1



SACKS

MOST SACKS - SEASON

1999.....	57
2017.....	55
1997.....	48
2019.....	47
2005.....	47

MOST SACKS - GAME

10/22/17 at Indianapolis.....	10
9/10/17 at Houston.....	10
9/19/19 VS. TENNESSEE.....	9
11/7/99 at Atlanta.....	9

MOST SACKS OPPONENT - SEASON

2014.....	71
2001.....	63
1995.....	57
2000.....	54
2018.....	53

MOST SACKS, OPPONENT - GAME

9/14/14 at Washington.....	10
1/3/16 at Houston.....	8
12/14/14 at Baltimore.....	8
12/9/01 at Cincinnati.....	8
12/16/01 at Cleveland.....	8

MOST SACK YARDS - SEASON

1999.....	373
2017.....	356
1997.....	331
2019.....	304
2005.....	277

MOST SACK YARDS - GAME

10/22/17 at Indianapolis.....	64
11/7/99 at Atlanta.....	63
9/19/19 VS. TENNESSEE.....	55
9/10/17 at Houston.....	54
12/21/97 at Oakland.....	52

MOST SACK YARDS, OPPONENT - SEASON

2014.....	450
2001.....	430
1995.....	354
2011.....	331
2012.....	327

MOST SACK YARDS, OPPONENT - GAME

10/25/98 at Denver.....	71
9/14/14 at Washington.....	70
12/14/14 at Baltimore.....	63
9/7/08 at Tennessee.....	59
1/3/16 at Houston.....	56

PENALTIES

MOST PENALTIES - SEASON

2019.....	132
2016.....	129
1996.....	127

MOST PENALTIES - GAME

9/22/96 at New England (OT).....	17
12/1/19 vs. Tampa Bay.....	16
10/13/96 at N.Y. Jets.....	15
10/2/05 vs. Denver.....	15

FEWEST PENALTIES - SEASON

2009.....	70
2014.....	73
2007.....	76
2011.....	77
2010.....	83

FEWEST PENALTIES - GAME

12/1/02 vs. Pittsburgh.....	0
Five times, last: 12/27/09 at New England.....	1

MOST YARDS PENALIZED - SEASON

2016.....	1,187
2019.....	1,165
2018.....	1,112
1996.....	1,006
2005.....	1,006

MOST YARDS PENALIZED - GAME

9/22/96 at New England.....	148
12/2/16 vs. Indianapolis.....	145
12/2/19 vs. Tampa Bay.....	125
10/13/96 vs. N.Y. Jets.....	123

FEWEST YARDS PENALIZED - SEASON

2009.....	542
2014.....	573
2007.....	594
2010.....	675
2011.....	680

FEWEST YARDS PENALIZED - GAME

12/1/02 vs. Pittsburgh.....	0
12/22/96 vs. Atlanta.....	3
Three times, last: 12/27/09 at New England.....	5

MOST PENALTIES, OPPONENT - SEASON

2005.....	130
2004.....	118
2014.....	115
2015.....	114
2017.....	112

MOST PENALTIES, OPPONENT - GAME

1/1/06 vs. Tennessee.....	18
12/17/17 vs. Houston.....	14
12/5/13 vs. Houston.....	14
11/26/95 vs. Cincinnati.....	14
Three times, last: 11/15/18 at Buffalo.....	13

FEWEST PENALTIES, OPPONENTS - SEASON

2009.....	64
2006, 2008.....	80
2007.....	82
2010.....	85

FEWEST PENALTIES, OPPONENTS - GAME

11/19/17 at Cleveland.....	0
12/24/11 at Tennessee.....	0
12/14/97 at Buffalo.....	0
Nine times, last: 12/22/13 vs. Tennessee.....	1

MOST YARDS PENALIZED, OPPONENT - SEASON

2005.....	1,055
2017.....	1,050
2015.....	989
2004.....	966
1995.....	958

MOST YARDS PENALIZED, OPPONENT - GAME

12/5/13 vs. Houston.....	177
10/12/05 vs. Miami.....	149
1/1/06 vs. Tennessee.....	140
Two times, last: 10/5/08 vs. Pittsburgh.....	129

FEWEST YARDS PENALIZED, OPPONENT - SEASON

2009.....	498
2007.....	636
2006.....	684
2008.....	691
2002.....	717

FEWEST YARDS PENALIZED, OPPONENT - GAME

11/19/17 at Cleveland.....	0
12/24/11 at Tennessee.....	0
12/14/97 at Buffalo.....	0
12/22/13 vs. Tennessee.....	4
Two times, last: 11/29/09 at San Francisco.....	5

INDIVIDUAL RECORDS



SERVICE

SEASONS	
Brad Meester (2000-13)	14
Mercedes Lewis (2006-17)	12
Josh Scobee (2004-14)	11
Fred Taylor (1998-2008)	11
Jimmy Smith (1995-2005)	11
Rashean Mathis (2003-12)	10
Rob Meier (2000-08)	9
Greg Jones (2004-12)	9
Daryl Smith (2004-12)	9
David Garrard (2002-10)	9
Maurice Williams (2001-09)	9
Paul Spicer (2000-08)	9
Donovin Darius (1998-2006)	9
Mark Brunell (1995-2003)	9
Maurice Jones-Drew (2006-13)	8
Vince Manuwai (2003-10)	8
John Henderson (2002-09)	8
Joe Zelenka (2001-08)	8
Kyle Brady (1999-2006)	8
Tony Brackens (1996-2003)	8
ABRY JONES (2013-19)	7
Tony Boselli (1995-2001)	7
Mike Hollis (1995-2001)	7

GAMES PLAYED	
Brad Meester (2000-13)	209
Jimmy Smith (1995-2005)	171
Mercedes Lewis (2006-17)	170
Josh Scobee (2004-14)	168
Fred Taylor (1998-2008)	140
Rob Meier (2000-08)	138
Rashean Mathis (2003-12)	137
Joe Zelenka (2001-08)	128
Daryl Smith (2004-12)	126
John Henderson (2002-09)	124

CONSECUTIVE GAMES PLAYED	
Joe Zelenka (2001-08)	128
Josh Scobee (2007-14)	119
Tyson Alualu (2010-15)	96
Bryan Barker (1995-2000)	96
Brad Meester (2000-05)	92
Brad Meester (2008-13)	89
Jimmy Smith (1995-2000)	88
Marcus Stroud (2001-06)	86
John Henderson (2002-06)	82
Mike Hollis (1995-2000)	82

GAMES STARTED	
Brad Meester (2000-13)	209
Mercedes Lewis (2006-17)	157
Jimmy Smith (1995-2005)	150
Fred Taylor (1998-2008)	136
Rashean Mathis (2003-12)	129
Daryl Smith (2004-12)	124
John Henderson (2002-09)	120
Mark Brunell (1995-2003)	117
Donovin Darius (1998-2006)	115
Kyle Brady (1999-2006)	110

CONSECUTIVE GAMES STARTED	
Brad Meester (Sept. 3, 2000-Dec. 4, 2005)	92
Brad Meester (Oct. 26, 2008-Dec. 22, 2013)	89
Rashean Mathis (Sept. 7, 2003-Nov. 25, 2007)	74
Blake Bortles (Sept. 28, 2014-Nov. 25, 2018)	72
Vince Manuwai (Nov. 30, 2003-Dec. 23, 2007)	68
Marcus Stroud (Sept. 8, 2002-Oct. 1, 2006)	68
Tyson Alualu (Sept. 12, 2011-Dec. 29, 2013)	64
Maurice Williams (Sept. 7, 2003-Dec. 31, 2006)	64
Chris Naeole (Sept. 8, 2002-Dec. 24, 2005)	63
Uche Nwaneri (Oct. 4, 2009-Dec. 23, 2012)	60

SCORING

POINTS	
Josh Scobee (2004-14)	1,022
Mike Hollis (1995-2001)	764
Maurice Jones-Drew (2006-13)	486
Fred Taylor (1998-2008)	424
Jimmy Smith (1995-2005)	418
JOSH LAMBO (2017-19)	273
Jason Myers (2015-17)	268
James Stewart (1995-99)	228
Mercedes Lewis (2006-17)	200
Keenan McCardell (1996-2001)	190

CONSECUTIVE GAMES SCORING	
Mike Hollis (Dec. 24, 1995-Sept. 10, 2000)	67
Josh Scobee (Jan. 2, 2005-Oct. 4, 2009)	61
Josh Scobee (Oct. 18, 2009-Oct. 28, 2012)	50
Jason Myers (Sept. 13, 2015-Oct. 15, 2017)	38
Josh Scobee (Sept. 15, 2013-Dec. 28, 2014)	31
Mike Hollis (Oct. 16, 2000-Dec. 30, 2001)	25
JOSH LAMBO (Oct. 22, 2015 - Nov. 25, 2018)	21
Seth Marler (Sept. 7, 2003-Dec. 28, 2003)	16
Josh Scobee (Sept. 12-Dec. 19, 2004)	14
Mike Hollis (Sept. 3-Dec. 10, 1995)	14
Several players tied	8

TOUCHDOWNS	
Maurice Jones-Drew (2006-13)	81
Fred Taylor (1998-2008)	70
Jimmy Smith (1995-2005)	69
James Stewart (1995-99)	38
Mercedes Lewis (2006-17)	33
Keenan McCardell (1996-2001)	30
Allen Robinson (2014-17)	22
Allen Hurns (2014-17)	21
Stacey Mack (1999-2002)	20
LEONARD FOURNETTE (2017-19)	19
Reggie Williams (2004-08)	18

CONSECUTIVE GAMES SCORING TD	
Fred Taylor (Sept. 20-Nov. 22, 1998)	8
Maurice Jones-Drew (Nov. 12-Dec. 31, 2006)	8
Allen Hurns (Sept. 27-Nov. 15, 2015)	7
Fred Taylor (Nov. 12-Dec. 23, 2000)	7
LEONARD FOURNETTE (Sept. 10-Oct. 15, 2017)	6
Allen Robinson (Nov. 29-Dec. 27, 2015)	5
Maurice Jones-Drew (Oct. 18-Nov. 22, 2009)	5
Maurice Jones-Drew (Nov. 4-Dec. 2, 2007)	5
Mercedes Lewis (Dec. 1-22, 2013)	4
Several players tied	4

FIELD GOALS MADE	
Josh Scobee (2004-14)	235
Mike Hollis (1995-2001)	175
JOSH LAMBO (2017-19)	71
Jason Myers (2015-17)	64
Seth Marler (2003)	20
John Carney (2007)	9
Tim Seder (2002)	8
Danny Boyd (2002)	5
Hayden Epstein (2002)	5
Steve Lindsey (1999-2000)	5
Kai Forbath (2018)	4

CONSECUTIVE FIELD GOALS MADE	
JOSH LAMBO (DEC. 2, 2018-NOV. 3, 2019)	24
JOSH LAMBO (Nov. 19, 2017-Nov. 11, 2018)	24
Josh Scobee (Nov. 27, 2011-Nov. 4, 2012)	20
Mike Hollis (Nov. 1, 1998-Sept. 19, 1999)	20
Jason Myers (Nov. 15, 2015-Sept. 11, 2016)	16
Mike Hollis (Oct. 12-Nov. 30, 1997)	16
Josh Scobee (Sept. 11-Nov. 13, 2011)	15
Josh Scobee (Oct. 1-Nov. 26, 2006)	15
Josh Scobee (Dec. 23, 2012-Nov. 10, 2013)	14
Josh Scobee (Sept. 12-Nov. 14, 2010)	14

CONSECUTIVE GAMES SCORING FG	
Josh Scobee (Nov. 14, 2010-Oct. 24, 2011)	15
JOSH LAMBO (Oct. 22 - Sept. 30, 2018)	14
Josh Scobee (Oct. 29, 2006-Dec. 16, 2007)	13
Mike Hollis (Sept. 12-Nov. 21, 1999)	10
Josh Scobee (Nov. 24, 2013-Sept. 21, 2014)	9
Josh Scobee (Sept. 15-Nov. 10, 2013)	8
Josh Scobee (Jan. 3-Oct. 24, 2010)	8
Josh Scobee (Nov. 13, 2005-Jan. 1, 2006)	8
Seth Marler (Sept. 7-Nov. 2, 2003)	8
Mike Hollis (Dec. 24, 1995-Oct. 13, 1996)	8

FIELD GOAL PERCENTAGE (MIN. 25 FGA)	
JOSH LAMBO (2017-19)	94.7
Jason Myers (2015-17)	81.0
Josh Scobee (2004-14)	80.8
Mike Hollis (1995-2001)	80.6

LONGEST FIELD GOALS	
Josh Scobee (Oct. 3, 2010 vs. Ind.)	59
Jason Myers (Sept. 20, 2015 vs. Mia.)	58
JOSH LAMBO (Oct. 28, 2018 vs. Phi.)	57
JOSH LAMBO (Dec. 29, 2019 vs. Ind.)	56
JOSH LAMBO (Nov. 5, 2017 vs. Cin.)	56
Jason Myers (Dec. 24, 2016 vs. Ten.)	56
JOSH LAMBO (Nov. 11, 2018 at Ind.)	55
Josh Scobee (Dec. 15, 2013 vs. Buf.)	55
Josh Scobee (Sept. 18, 2011 at NYJ)	55

EXTRA-POINT PERCENTAGE (MIN. 25 XPA)	
Seth Marler (2003)	100.0
Mike Hollis (1995-2001)	98.8
Josh Scobee (2004-14)	98.4

EXTRA POINTS MADE	
Josh Scobee (2004-14)	317
Mike Hollis (1995-2001)	239
Jason Myers (2015-17)	76
JOSH LAMBO (2017-19)	60
Seth Marler (2003)	30
John Carney (2007)	20
Hayden Epstein (2002)	13
Tim Seder (2002)	11
Danny Boyd (2002)	7
Steve Lindsey (1999-2000)	5
Kai Forbath (2018)	3

CONSECUTIVE EXTRA POINTS MADE	
Mike Hollis (Oct. 22, 1995-Dec. 9, 2001)	220
Josh Scobee (Nov. 8, 2009-Jan. 1, 2012)	82
Josh Scobee (Sept. 12, 2004-Jan. 1, 2006)	59
Josh Scobee (Dec. 16, 2007-Nov. 1, 2009)	58
Josh Scobee (Sept. 10, 2006-Dec. 16, 2007)	55
Josh Scobee (Sept. 16, 2012-Dec. 22, 2013)	39
Seth Marler (Sept. 7-Dec. 28, 2003)	30

INDIVIDUAL RECORDS




PASSING

PASSING YARDS

Mark Brunell (1995-2003)	25,698
Blake Bortles (2014-18)	17,646
David Garrard (2002-10)	16,003
Byron Leftwich (2003-06)	9,042
Chad Henne (2012-17)	5,817
Blaine Gabbert (2011-13)	4,357
GARDNER MINSHEW II (2019)	3,271
Quinn Gray (2005-07)	1,252
Steve Beuerlein (1995)	952
Jonathan Quinn (1998-2001)	748

CONSECUTIVE PASS COMPLETIONS

David Garrard (Nov. 14-21, 2010)	17
Byron Leftwich (Oct. 17-24, 2004)	15
GARDNER MINSHEW II (SEPT. 8, 2019)	13
Mark Brunell (Sept. 7, 2003 at Car.)	13
Mark Brunell (Oct. 6, 1996 at N.O.)	13



PASS ATTEMPTS

Mark Brunell (1995-2003)	3,616
Blake Bortles (2014-18)	2,632
David Garrard (2002-10)	2,281
Byron Leftwich (2003-06)	1,344
Chad Henne (2012-17)	891
Blaine Gabbert (2011-13)	777
GARDNER MINSHEW II (2019)	470
Quinn Gray (2005-07)	180
Steve Beuerlein (1995)	142
Cody Kessler (2018)	131

TOUCHDOWN PASSES

Mark Brunell (1995-2003)	144
Blake Bortles (2014-18)	103
David Garrard (2002-10)	89
Byron Leftwich (2003-06)	51
Chad Henne (2012-17)	27
Blaine Gabbert (2011-13)	22
GARDNER MINSHEW II (2019)	21
Quinn Gray (2005-07)	12
Jamie Martin (1998-2000)	4
Steve Beuerlein (1995)	4
NICK FOLE (2019)	3

INTERCEPTIONS THROWN

Mark Brunell (1995-2003)	86
Blake Bortles (2014-18)	75
David Garrard (2002-10)	54
Byron Leftwich (2003-06)	36
Chad Henne (2012-17)	26
Blaine Gabbert (2011-13)	24
Steve Beuerlein (1995)	7
GARDNER MINSHEW II (2019)	6
Quinn Gray (2005-07)	5
Luke McCown (2009-11)	4
Jonathan Quinn (1998-2001)	4

INTERCEPTION % (MIN. 125 ATTEMPTS)

GARDNER MINSHEW II (2019)	1.28
Cody Kessler (2018)	1.53
David Garrard (2002-10)	2.37
Mark Brunell (1995-2003)	2.38
Byron Leftwich (2003-06)	2.68
Quinn Gray (2005-07)	2.78
Blake Bortles (2014-18)	2.85
Chad Henne (2012-17)	2.92

LONGEST PASSING TOUCHDOWNS

Blake Bortles (Dec. 27, 2015 at N.O.)	90
Byron Leftwich (Sept. 28, 2003 at Hou.)	84
Chad Henne (Nov. 18, 2012 at Hou.)	81
Blake Bortles (Nov. 11, 2018 at Ind.)	80
Blake Bortles (Dec. 13, 2015 vs. Ind.)	80
Blaine Gabbert (Sept. 23, 2012 at Ind.)	80
Quinn Gray (Nov. 4, 2007 at N.O.)	80
Mark Brunell (Sept. 15, 2002 at K.C.)	79
Mark Brunell (Nov. 1, 1998 at Bal.)	78
Blake Bortles (Dec. 10, 2017 vs. Sea)	75
David Garrard (Nov. 21, 2010 vs. Cle.)	75
Mark Brunell (Nov. 9, 1997 vs. K.C.)	75

300-YARD PASSING GAMES

Mark Brunell (1995-2003)	22
Blake Bortles (2014-18)	20
David Garrard (2002-10)	6
Chad Henne (2012-17)	5
Byron Leftwich (2003-06)	4
GARDNER MINSHEW II (2019)	2
Quinn Gray (2003-07)	2

400-YARD PASSING GAMES

Mark Brunell (1995-2003)	2
Blake Bortles (2014-18)	1

PASS COMPLETIONS

Mark Brunell (1995-2003)	2,184
Blake Bortles (2014-18)	1,561
David Garrard (2002-10)	1,406
Byron Leftwich (2003-06)	789
Chad Henne (2012-17)	513
Blaine Gabbert (2011-13)	414
GARDNER MINSHEW II (2019)	285
Quinn Gray (2005-07)	101
Cody Kessler (2018)	85
Steve Beuerlein (1995)	71
Jonathan Quinn (1998-2001)	66

CONSECUTIVE GAMES WITH TD PASS

Blake Bortles (Sept. 13-Dec. 27, 2015)	15
Mark Brunell (Oct. 7, 2001-Sept. 15, 2002)	14
Byron Leftwich (Nov. 30, 2003-Oct. 24, 2004)	12
Blake Bortles (Sept. 11-Nov. 27, 2016)	11
Mark Brunell (Oct. 22-Sept. 1, 2001)	10
David Garrard (Dec. 17, 2006-Oct. 14, 2007)	8
Byron Leftwich (Sept. 25-Nov. 20, 2005)	8
Mark Brunell (Oct. 19-Dec. 7, 1997)	8
Mark Brunell (Sept. 17-Nov. 12, 1995)	8
Two players tied	7

CONSECUTIVE GAMES WITH NO INTS

David Garrard (Sept. 9-Nov. 25, 2007)	8
David Garrard (Dec. 11, 2005-Nov. 5, 2006)	6
Mark Brunell (Oct. 11-Nov. 14, 1999)	5
Mark Brunell (Dec. 1, 1996-Sept. 22, 1997)	5
Several players tied	4

CONSECUTIVE PASSES WITH NO INTS

David Garrard (Sept. 9-Nov. 25, 2007)	209
David Garrard (Dec. 4, 2005-Nov. 12, 2006)	175
Mark Brunell (Nov. 24, 1996-Sept. 28, 1997)	172
GARDNER MINSHEW II (SEPT. 8-OCT. 13, 2019)	163
David Garrard (Nov. 22-Dec. 17, 2009)	155

PASSER RATING (MIN. 200 ATTEMPTS)

GARDNER MINSHEW II (2019)	91.2
David Garrard (2002-10)	85.8
Mark Brunell (1995-2003)	85.4
Blake Bortles (2014-18)	80.6
Byron Leftwich (2003-06)	80.5
Chad Henne (2012-17)	75.4

COMPLETION % (MIN. 125 ATTEMPTS)

Cody Kessler (2018)	64.89
David Garrard (2002-10)	61.64
GARDNER MINSHEW II (2019)	60.64
Mark Brunell (1995-2003)	60.40
Blake Bortles (2014-18)	59.31
Byron Leftwich (2003-06)	58.71
Chad Henne (2012-17)	57.71
Quinn Gray (2005-07)	56.11
Blaine Gabbert (2011-13)	53.28
Jonathan Quinn (1998-2001)	52.80



LONGEST PASS COMPLETIONS

Blake Bortles (Dec. 27, 2015 at N.O.)	90t
Byron Leftwich (Sept. 28, 2003 at Hou.)	84t
Chad Henne (Nov. 18, 2012 at Hou.)	81t
Blake Bortles (Nov. 11, 2018 at Ind.)	80
Blake Bortles (Dec. 13, 2015 vs. Ind.)	80t
Blaine Gabbert (Sept. 23, 2012 at Ind.)	80t
Quinn Gray (Nov. 4, 2007 at N.O.)	80t
Mark Brunell (Sept. 15, 2002 at K.C.)	79t
Mark Brunell (Nov. 1, 1998 at Bal.)	78t
Blake Bortles (Dec. 10, 2017 vs. Sea)	75t
David Garrard (Nov. 21, 2010 vs. Cle.)	75
Mark Brunell (Nov. 9, 1997 vs. K.C.)	75

AVG. GAIN PER ATTEMPT (MIN. 200 ATTEMPTS)

Mark Brunell (1995-2003)	7.11
David Garrard (2002-10)	7.02
GARDNER MINSHEW II (2019)	6.96
Quinn Gray (2005-07)	6.96
Byron Leftwich (2003-06)	6.73
Blake Bortles (2014-18)	6.70
Steve Beuerlein (1995)	6.70
Chad Henne (2012-17)	6.54
Jonathan Quinn (1998-2001)	5.98

INDIVIDUAL RECORDS



RUSHING

RUSHING YARDS

Fred Taylor (1998-2008)	11,271
Maurice Jones-Drew (2006-13)	8,071
James Stewart (1995-99)	2,951
LEONARD FOURNETTE (2017-19)	2,631
Mark Brunell (1995-2003)	2,219
T.J. Yeldon (2015-18)	1,872
Blake Bortles (2014-18)	1,775
David Garrard (2002-10)	1,746
Stacey Mack (1999-2002)	1,498
Natrone Means (1996-97)	1,330

CONSECUTIVE GAMES WITH RUSHING TD

Maurice Jones-Drew (Nov. 12-Dec. 31, 2006)	8
Maurice Jones-Drew (Oct. 18-Nov. 22, 2009)	5
Maurice Jones-Drew (Nov. 11-Dec. 2, 2007)	4
Fred Taylor (Dec. 3-23, 2000)	4
Fred Taylor (Dec. 13, 1999-Jan. 2, 2000)	4
James Stewart (Nov. 21-Dec. 13, 1999)	4
Fred Taylor (Nov. 1-22, 1998)	4
Natrone Means (Nov. 9-30, 1997)	4

RUSHING ATTEMPTS

Fred Taylor (1998-2008)	2,428
Maurice Jones-Drew (2006-13)	1,804
James Stewart (1995-99)	765
LEONARD FOURNETTE (2017-19)	666
T.J. Yeldon (2015-18)	465
Mark Brunell (1995-2003)	429
Natrone Means (1996-97)	396
David Garrard (2002-10)	380
Stacey Mack (1999-2002)	372
Blake Bortles (2014-18)	281
Greg Jones (2004-12)	270

RUSHING AVERAGE (MIN. 100 ATTEMPTS)

Blake Bortles (2014-18)	6.32
Mark Brunell (1995-2003)	5.17
Fred Taylor (1998-2008)	4.64
David Garrard (2002-10)	4.59
Maurice Jones-Drew (2006-13)	4.47
Rashad Jennings (2009-12)	4.21
Jordan Todman (2012-14)	4.05
T.J. Yeldon (2015-18)	4.03
Stacey Mack (1999-2002)	4.03

RUSHING TOUCHDOWNS

Maurice Jones-Drew (2006-13)	68
Fred Taylor (1998-2008)	62
James Stewart (1995-99)	33
Stacey Mack (1999-2002)	19
David Garrard (2002-10)	17
LEONARD FOURNETTE (2017-19)	17
Mark Brunell (1995-2003)	14
Natrone Means (1996-97)	11
Greg Jones (2004-12)	10
Blake Bortles (2014-18)	8
Byron Leftwich (2003-06)	8

200-YARD RUSHING GAMES

LEONARD FOURNETTE (2017-19)	1
Fred Taylor (1998-2008)	1

100-YARD RUSHING GAMES

Fred Taylor (1998-2008)	47
Maurice Jones-Drew (2006-13)	27
LEONARD FOURNETTE (2017-19)	8
James Stewart (1995-99)	6
T.J. Yeldon (2015-18)	3
Stacey Mack (1999-2002)	3
Denard Robinson (2013-16)	2
Rashad Jennings (2009-12)	2
Greg Jones (2004-12)	2

LONGEST RUNS FROM SCRIMMAGE

LEONARD FOURNETTE (Oct. 8, 2017 at Pit.)	90t
LEONARD FOURNETTE (Sept. 29, 2019 at DEN)	81
Maurice Jones-Drew (Nov. 1, 2009 at Ten.)	80t
Fred Taylor (Dec. 9, 2007 vs. Car.)	80t
Maurice Jones-Drew (Nov. 1, 2009 at Ten.)	79t
Fred Taylor (Oct. 12, 1998 vs. Mia.)	77t
Fred Taylor (Oct. 14, 2007 vs. Hou.)	76
Fred Taylor (Dec. 10, 2006 vs. Ind.)	76
LEONARD FOURNETTE (Oct. 15, 2017 vs. LAR) ...	75t


LONGEST RUSHING TDs

LEONARD FOURNETTE (Oct. 8, 2017 at Pit.)	90
Maurice Jones-Drew (Nov. 1, 2009 at Ten.)	80
Fred Taylor (Dec. 9, 2007 vs. Car.)	80
Maurice Jones-Drew (Nov. 1, 2009 at Ten.)	79
Fred Taylor (Oct. 12, 1998 vs. Mia.)	77
Fred Taylor (Oct. 12, 1998 vs. Mia.)	76
LEONARD FOURNETTE (Oct. 15, 2017 vs. LAR)	75



CONSECUTIVE 100-YARD GAMES

Fred Taylor (Oct. 16-Dec. 17, 2000)	9
Maurice Jones-Drew (Oct. 31-Dec. 12, 2010)	6
Fred Taylor (Nov. 25-Dec. 23, 2007)	5
Maurice Jones-Drew (Dec. 15, 2011-Jan. 1, 2012)	3
Fred Taylor (Nov. 14-28, 2004)	3
Fred Taylor (Nov. 23-Dec. 7, 2003)	3
Stacey Mack (Dec. 16-30, 2001)	3



RECEIVING

RECEPTIONS

Jimmy Smith (1995-2005)	862
Keenan McCardell (1996-2001)	499
Marcedes Lewis (2006-17)	375
Maurice Jones-Drew (2006-13)	335
Fred Taylor (1998-2008)	286
Kyle Brady (1999-2006)	241
Allen Robinson (2014-17)	202
Pete Mitchell (1995-2002)	191
Reggie Williams (2004-08)	189
Allen Hurns (2014-17)	189

CONSECUTIVE GAMES WITH RECEPTION

Jimmy Smith (Oct. 29, 1995-Dec. 17, 2000)	86
Jimmy Smith (Sept. 9, 2001-Jan. 1, 2006)	76
Maurice Jones-Drew (Dec. 10, 2006-Dec. 19, 2010)	65
Keenan McCardell (Dec. 28, 1998-Jan. 6, 2002)	49
Keenan McCardell (Sept. 1, 1996-Dec. 13, 1998)	45
Allen Robinson (Sept. 7, 2014-Sept. 10, 2017)	43
Allen Hurns (Sept. 7, 2014-Oct. 27, 2016)	38
Marcedes Lewis (Sept. 12, 2010-Sept. 9, 2012)	32

RECEIVING YARDS

Jimmy Smith (1995-2005)	12,287
Keenan McCardell (1996-2001)	6,393
Marcedes Lewis (2006-16)	4,502
Maurice Jones-Drew (2006-13)	2,873
Allen Robinson (2014-17)	2,848
Allen Hurns (2014-17)	2,631
Kyle Brady (1999-2006)	2,500
Fred Taylor (1998-2008)	2,361
Cecil Shorts III (2011-14)	2,343
Reggie Williams (2004-08)	2,322
MARQISE LEE (2014-19)	2,184

CONSECUTIVE GAMES WITH REC. TD

Allen Hurns (Sept. 27-Nov. 15, 2015)	7
Allen Robinson (Nov. 29-Dec. 27, 2015)	5
Julius Thomas (Nov. 19-Dec. 13, 2015)	4
Marcedes Lewis (Dec. 1-22, 2013)	4
Cecil Shorts III (Nov. 8-Dec. 2, 2012)	4
Reggie Williams (Dec. 9-30, 2007)	4
Several players tied	3

RECEIVING TOUCHDOWNS

Jimmy Smith (1995-2005)	67
Marcedes Lewis (2006-17)	33
Keenan McCardell (1996-2001)	30
Allen Robinson (2014-17)	22
Allen Hurns (2014-17)	21
Reggie Williams (2004-08)	18
Ernest Wilford (2004-10)	15
Matt Jones (2005-08)	15
Mike Sims-Walker (2008-11)	14
Kyle Brady (1999-2006)	13

YARDS PER RECEPTION (MIN. 100 RECEPTIONS)

Keelan Cole (2017-19)	15.38
Jimmy Smith (1995-2005)	14.25
Allen Hurns (2014-17)	14.10
Allen Robinson (2014-17)	14.10
Ernest Wilford (2004-10)	13.86
Mike Sims-Walker (2008-11)	13.49
Cecil Shorts III (2011-14)	13.31
Matt Jones (2005-08)	12.97

INDIVIDUAL RECORDS



RECEIVING



200-YARD RECEIVING GAMES

Jimmy Smith (1995-2005).....	2
------------------------------	---

100-YARD RECEIVING GAMES

Jimmy Smith (1995-2005).....	46
Keenan McCardell (1996-2001).....	19
Allen Robinson (2014-17).....	8
Allen Hurns (2014-17).....	8
Cecil Shorts III (2011-14).....	7
Matt Jones (2005-08).....	6
Mike Sims-Walker (2008-10).....	6
DJ CHARK JR. (2018-19).....	3
KEELAN COLE (2017-19).....	3
Justin Blackmon (2012-13).....	3

LONGEST RECEPTIONS

Allen Robinson (Dec. 27, 2015 at N.O.).....	90t
Troy Edwards (Sept. 28, 2003 at Hou.).....	84t
Justin Blackmon (Nov. 18, 2012 at Hou.).....	81t
Allen Hurns (Dec. 13, 2015 vs. IND.).....	80t
Cecil Shorts III (Sept. 23, 2012 at Ind.).....	80t
Reggie Williams (Nov. 4, 2007 at N.O.).....	80t
Patrick Johnson (Sept. 15, 2002 at K.C.).....	79t

CONSECUTIVE 100-YARD GAMES

Jimmy Smith (Oct. 24-Nov. 14, 2004).....	3
Jimmy Smith (Dec. 19, 1999-Jan. 2, 2000).....	3
Jimmy Smith (Nov. 21-Dec. 2, 1999).....	3
Jimmy Smith (Sept. 12-26, 1999).....	3
Jimmy Smith (Nov. 29-Dec. 13, 1998).....	3
Jimmy Smith (Nov. 9-23, 1997).....	3
Jimmy Smith (Aug. 31-Sept. 22, 1997).....	3
Several players tied.....	2

LONGEST RECEIVING TDs

Allen Robinson (Dec. 27, 2015 at N.O.).....	90
Troy Edwards (Sept. 28, 2003 at Hou.).....	84
Justin Blackmon (Nov. 18, 2012 at Hou.).....	81
Allen Hurns (Dec. 13, 2015 vs. Ind.).....	80
Cecil Shorts III (Sept. 23, 2012 at Ind.).....	80
Reggie Williams (Nov. 4, 2007 at N.O.).....	80
Patrick Johnson (Sept. 15, 2002 at K.C.).....	79
Fred Taylor (Nov. 1, 1998 at Bal.).....	78
KEELAN COLE (Dec. 10, 2017 vs. Sea.).....	75

YARDAGE

SCRIMMAGE YARDS

Fred Taylor (1998-2008).....	13,632
Jimmy Smith (1995-2005).....	12,286
Maurice Jones-Drew (2006-13).....	10,944
Keenan McCardell (1996-2001).....	6,393
Mercedes Lewis (2006-17).....	4,502
James Stewart (1995-99).....	3,804
LEONARD FOURNETTE (2017-19).....	3,640
T.J. Yeldon (2015-18).....	3,174
Allen Robinson (2014-17).....	2,848
Allen Hurns (2014-17).....	2,631

ALL-PURPOSE YARDS

Fred Taylor (1998-2008).....	13,640
Maurice Jones-Drew (2006-13).....	13,110
Jimmy Smith (1995-2005).....	12,875
Keenan McCardell (1996-2001).....	6,499
Mercedes Lewis (2006-17).....	4,502
James Stewart (1995-99).....	3,793
Reggie Barlow (1996-2000).....	3,687
LEONARD FOURNETTE (2017-19).....	3,640
Mike Thomas (2009-12).....	3,276
T.J. Yeldon (2015-18).....	3,174
Allen Robinson (2014-17).....	2,848

PUNTING

PUNTS

Bryan Barker (1995-2000).....	456
Chris Hanson (2001-06).....	424
Bryan Anger (2012-15).....	360
Adam Podlesh (2007-10).....	229
Brad Nortman (2016-17).....	164
LOGAN COOKE (2018-19).....	161
Nick Harris (2011).....	72
Mark Royals (2003).....	45
Matt Turk (2011).....	27

LONGEST PUNTS

Bryan Barker (Oct. 11, 1999 at N.Y. Jets).....	83
Brad Nortman (Oct. 2, 2016 vs. Ind.).....	78
Adam Podlesh (Oct. 28, 2007 at T.B.).....	76
Chris Hanson (Nov. 20, 2005 at Ten.).....	74
Bryan Anger (Oct. 4, 2012 vs. Det.).....	73
LOGAN COOKE (Dec. 16, 2017 vs. Was.).....	72
Bryan Anger (Dec. 14, 2014 at Bal.).....	69
Chris Hanson (Sept. 12, 2004 at Buf.).....	69
Brad Nortman (Dec. 18, 2016 at Hou.).....	67
Brad Nortman (Sept. 11, 2016 vs. G.B.).....	67
Bryan Anger (Nov. 30, 2014 vs. N.Y. Giants).....	66

PUNT YARDS

Bryan Barker (1995-2000).....	19,849
Chris Hanson (2001-06).....	18,190
Bryan Anger (2012-15).....	16,855
Adam Podlesh (2007-10).....	9,751
Brad Nortman (2016-17).....	7,424
LOGAN COOKE (2018-19).....	7,379
Nick Harris (2011).....	3,075
Mark Royals (2003).....	1,852
Matt Turk (2011).....	1,072

INSIDE THE 20 (MIN. 100 PUNTS)

Bryan Barker (1995-2000).....	151
Chris Hanson (2001-06).....	136
Bryan Anger (2011-15).....	113
Adam Podlesh (2007-10).....	75

GROSS AVERAGE (MIN. 100 PUNTS)

Bryan Anger (2012-15).....	46.8
LOGAN COOKE (2018-19).....	45.8
Brad Nortman (2016-17).....	45.3
Bryan Barker (1995-2000).....	43.5
Chris Hanson (2001-06).....	42.9

NET AVERAGE (MIN. 100 PUNTS)

LOGAN COOKE (2018-19).....	42.8
Bryan Anger (2012-15).....	40.5
Brad Nortman (2016-17).....	39.2
Adam Podlesh (2007-10).....	37.8
Bryan Barker (1995-2000).....	37.2

CONSECUTIVE PUNTS WITHOUT BLOCK

Bryan Barker (1995-2000).....	456
Adam Podlesh (2007-10).....	229
Chris Hanson (2001-03).....	168

FEWEST TOUCHBACKS (MIN. 100 PUNTS)

LOGAN COOKE (2018-19).....	9
Brad Nortman (2016-17).....	17
Adam Podlesh (2007-10).....	19
Bryan Anger (2012-15).....	27
Bryan Barker (1995-2000).....	43

INDIVIDUAL RECORDS



RETURNS

KICKOFF RETURNS

Maurice Jones-Drew (2006-13)	79
Deji Karim (2010-11)	77
Brian Witherspoon (2008-09)	76
Reggie Barlow (1996-2000)	70
Jordan Todman (2012-14)	68
Willie Jackson (1995-97)	58
David Allen (2003-04)	52
Derrick Wimbush (2005-06)	47
Elvis Joseph (2001-02)	44
Corey Grant (2015-18)	41

KICKOFF RETURN YARDS

Maurice Jones-Drew (2006-12)	2,054
Deji Karim (2010-11)	1,900
Brian Witherspoon (2008-09)	1,818
Jordan Todman (2012-14)	1,762
Reggie Barlow (1996-2000)	1,634
Willie Jackson (1995-97)	1,206
Derrick Wimbush (2005-06)	1,136
David Allen (2003-04)	1,041
Elvis Joseph (2001-02)	990
Corey Grant (2015-18)	967

KICKOFF RETURN TOUCHDOWNS

Maurice Jones-Drew (2006-11)	2
MARQISE LEE (2014-2019)	1
Derrick Wimbush (2005-06)	1
Jimmy Smith (1995-2005)	1
Elvis Joseph (2001-02)	1
Alvis Whitted (1998-2001)	1
Reggie Barlow (1996-2000)	1

LONGEST KICKOFF RETURNS

MARQISE LEE (DEC. 18, 2016 AT HOU.)	100t
Maurice Jones-Drew (Nov. 4, 2007 at N.O.)	100t
Alvis Whitted (Dec. 26, 1999 at Ten.)	98t
Elvis Joseph (Nov. 18, 2001 at Pit.)	85t
Maurice Jones-Drew (Dec. 10, 2006 vs. Ind.)	93t
Reggie Barlow (Dec. 7, 1997 vs. N.E.)	92t

KICK RETURN AVERAGE (MIN. 50 RETURNS)

Maurice Jones-Drew (2006-13)	26.00
Jordan Todman (2012-14)	25.91
Deji Karim (2010-11)	24.68
Brian Witherspoon (2008-09)	23.92
Reggie Barlow (1996-2000)	23.34
Willie Jackson (1995-97)	20.79

PUNT RETURN YARDS

Reggie Barlow (1996-2000)	1,581
Alvin Pearman (2005-08)	693
Mike Thomas (2009-12)	620
David Allen (2003-04)	468
Rashad Greene Sr. (2015-18)	448
DEDE WESTBROOK (2017-19)	417
Ace Sanders (2013-14)	367
Chris Hudson (1995-98)	348
Jaydon Mickens (2017-18)	346
Damon Gibson (2001-02)	333

PUNT RETURN AVERAGE (MIN. 25 RETURNS)

Bobby Shaw (2002)	12.40
David Allen (2003-04)	11.14
Rashad Greene SR. (2015-18)	10.93
Chris Hudson (1995-98)	10.88
Reggie Barlow (1996-2000)	10.83
Jermaine Lewis (2003-04)	9.71
DEDE WESTBROOK (2017-19)	9.70
Jaydon Mickens (2017-18)	8.87
Alvin Pearman (2005-08)	8.56
Damon Gibson (2001-02)	8.54

PUNT RETURN TOUCHDOWNS

Reggie Barlow (1996-2000)	2
DEDE WESTBROOK (2017-19)	1
Jaydon Mickens (2017-18)	1
Rashad Greene Sr. (2015-18)	1
Mike Thomas (2009-12)	1
Bobby Shaw (2002)	1



PUNT RETURNS

Reggie Barlow (1996-2000)	146
Alvin Pearman (2005-08)	81
Mike Thomas (2009-12)	75
Ace Sanders (2013-14)	57
DEDE WESTBROOK (2017-19)	43
David Allen (2003-04)	42
Rashad Greene Sr. (2015-18)	41
Damon Gibson (2001-02)	39
Jaydon Mickens (2017-18)	39
Chris Hudson (1995-98)	32
Dennis Northcutt (2007-08)	31

LONGEST PUNT RETURNS

Reggie Barlow (Sept. 13, 1998 vs. K.C.)	85t
Mike Thomas (Dec. 18, 2010 at Ind.)	78t
DEDE WESTBROOK (DEC. 16, 2018 VS. WAS.)	74t
Reggie Barlow (Nov. 21, 1999 vs. N.O.)	74t
Rashad Greene Sr. (Dec. 13, 2015 vs. Ind.)	73t
Jaydon Mickens (Dec. 10, 2017 vs. Sea.)	72
Bobby Shaw (Oct. 6, 2002 vs. Phi.)	69t
Jaydon Mickens (Nov. 5, 2017 vs. Cin.)	63t



DEFENSE

INTERCEPTIONS

Rashean Mathis (2003-12)	30
Aaron Beasley (1996-2001)	15
Donovin Darius (1998-2006)	14
Derek Cox (2009-12)	12
Paul Posluszny (2011-17)	11
Jalen Ramsey (2016-19)	10
Telvin Smith (2014-18)	9
A.J. BOUYE (2017-19)	8
Mike Peterson (2003-08)	8
Chris Hudson (1995-98)	8
Reggie Nelson (2007-09)	7
Deon Grant (2004-06)	7
Marlon McCree (2001-03)	7
Jason Craft (1999-2003)	7

CONSECUTIVE GAMES WITH INT

Brian Williams (Oct. 14-Nov. 11, 2007)	3
Jalen Ramsey (Dec. 3-10, 2017)	2
Jalen Ramsey (Dec. 18-24, 2016)	2
Geno Hayes (Dec. 5-15, 2013)	2
Derek Cox (Oct. 7-21, 2012)	2
Morgan Trent (Dec. 24, 2011-Jan. 1, 2012)	2
Rashean Mathis (Dec. 31, 2006-Sept. 9, 2007)	2
Gerald Sensabaugh (Dec. 3-10, 2006)	2
Rashean Mathis (Sept. 10-18, 2006)	2
Rashean Mathis (Oct. 16-30, 2005)	2
Donovin Darius (Nov. 21-28, 2004)	2
Mike Peterson (Nov. 23-30, 2003)	2
Marlon McCree (Dec. 1-8, 2002)	2
Marlon McCree (Nov. 10-17, 2002)	2
Donovin Darius (Oct. 31-Nov. 7, 1999)	2
Chris Hudson (Sept. 20-27, 1998)	2
Chris Hudson (Nov. 2-9, 1997)	2
James Williams (Nov. 26-Dec. 3, 1995)	2

LONGEST INTERCEPTION RETURNS

Aaron Beasley (Sept. 12, 1999 vs. S.F.)	93t
Rashean Mathis (Oct. 5, 2008 vs. Pit.)	72t
Tashaun Gipson (Sept. 10, 2017 at Hou.)	67
Rashean Mathis (Sept. 21, 2008 at Ind.)	61t
Paul Posluszny (Oct. 13, 2013 at Den.)	59t

INTs RETURNED FOR TOUCHDOWN

Rashean Mathis (2003-12)	3
Telvin Smith (2014-18)	3
Aaron Beasley (1996-2001)	2
Several players tied	1



INDIVIDUAL RECORDS



DEFENSE

SACKS

Tony Brackens (1996-2003).....	55.0
YANNICK NGAKOUE (2016-19).....	38.5
Joel Smeenge (1995-2000).....	34.0
CALAIS CAMPBELL (2017-19).....	31.5
John Henderson (2002-09).....	29.0
Paul Spicer (2001-08).....	28.5
Kevin Hardy (1996-2001).....	28.5

CONSECUTIVE GAMES WITH SACK

Tony Brackens (Nov. 11-Dec. 30, 2001).....	8
JOSH ALLEN (Oct. 6-27, 2019).....	4
YANNICK NGAKOUE (Sept. 18-Oct. 16, 2016).....	4
Gary Walker (Oct. 18-Nov. 11, 2001).....	4
Tony Brackens (Nov. 28-Dec. 19, 1999).....	4
Kevin Hardy (Oct. 11-Nov. 7, 1999).....	4
Tony Brackens (Sept. 22-Oct. 12, 1997).....	4

TACKLES

Daryl Smith (2004-12).....	1,089
Paul Posluszny (2011-17).....	973
Donovin Darius (1998-2006).....	858
Mike Peterson (2003-08).....	837
Kevin Hardy (1996-2001).....	789
Telvin Smith (2014-18).....	580
John Henderson (2002-09).....	563
Rashean Mathis (2003-12).....	554

TAKEAWAYS

Rashean Mathis (2003-12).....	35
Donovin Darius (1998-2006).....	20
Tony Brackens (1996-2003).....	18
Aaron Beasley (1996-2001).....	18



FUMBLES



FUMBLES

Mark Brunell (1995-2003).....	51
Blake Bortles (2014-18).....	46
David Garrard (2002-10).....	44
Fred Taylor (1998-2008).....	25
Byron Leftwich (2003-06).....	25
Maurice Jones-Drew (2006-13).....	22
Blaine Gabbert (2011-13).....	21

FUMBLES LOST

David Garrard (2002-10).....	21
Blake Bortles (2014-18).....	20
Mark Brunell (1995-2003).....	18
Fred Taylor (1998-2008).....	12
Maurice Jones-Drew (2006-13).....	10
Byron Leftwich (2003-06).....	10

LONGEST FUMBLE RECOVERY RETURNS

Aaron Beasley (Nov. 8, 1998 vs. Cin.).....	90t
Donovin Darius (Nov. 1, 1998 at Bal.).....	83t
Daryl Smith (Oct. 14, 2007 vs. Hou.).....	77t
YANNICK NGAKOUE (Dec. 31, 2017 at Ten.).....	67t
Ainsley Battles (Dec. 3, 2001 vs. G.B.).....	60t
Dante Fowler Jr. (Sept. 10, 2017 at Hou.).....	53t

FORCED FUMBLES

Tony Brackens (1996-2003).....	28
YANNICK NGAKOUE (2016-19).....	14
Daryl Smith (2004-12).....	9
Joel Smeenge (1995-2000).....	9
Aaron Beasley (1996-2001).....	8
Kevin Hardy (1996-2001).....	8
Marcus Stroud (2001-07).....	7
Donovin Darius (1998-2006).....	7
Akin Ayodele (2002-05).....	7

OPPONENT FUMBLE RECOVERIES

Tony Brackens (1996-2003).....	13
Donovin Darius (1998-2006).....	6
Fernando Bryant (1999-2003).....	6
Kevin Hardy (1996-2001).....	6
Bryan Schwartz (1995-99).....	6
Travis Davis (1995-98).....	6

BLOCKS

BLOCKED FIELD GOALS

Marcus Stroud (2001-07).....	2
Clyde Simmons (1996-97).....	2
CALAIS CAMPBELL (2017-19).....	1
Tyson Alualu (2010-16).....	1
Chris Clemons (2014-15).....	1
Rashean Mathis (2003-10).....	1
John Henderson (2002-09).....	1

BLOCKED PUNTS

Donovin Darius (1998-2006).....	2
Dave Thomas (1995-99).....	2

BLOCKED FIELD GOAL RETURNS

Chris Hudson (Sept. 22, 1997 vs. Pit.).....	1
Mickey Washington (Dec. 1, 1996 vs. Cin.).....	1

BLOCKED EXTRA POINTS

Cody Davis (Nov. 3, 2019 vs. Hou.).....	1
Telvin Smith (Dec. 31, 2017 at Ten.).....	1
Jalen Myrick (Dec. 24, 2017 at S.F.).....	1
Sen'Derrick Marks (Nov. 20, 2016 at Det.).....	1
Tony Brackens (Oct. 5, 1997 vs. Cin.).....	1
Clyde Simmons (Sept. 22, 1996 at N.E.).....	1

BLOCKED PUNT RETURNS

Mike Harris (Dec. 30, 2012 at Ten.).....	1
Zach Potter (Dec. 15, 2011 at Atl.).....	1
Alvis Whitted (Nov. 1, 1998 at Bal.).....	1
Jimmy Smith (Dec. 3, 1995 at Den.).....	1

SINGLE-SEASON RECORDS



SCORING

POINTS	
Mike Hollis (1997)	134
Mike Hollis (1999)	130
Josh Scobee (2006)	119
Mike Hollis (1996)	117
Jason Myers (2016)	110
Jason Myers (2015)	110
Mike Hollis (1998)	108
Josh Scobee (2010)	107
Josh Scobee (2005)	107

TOUCHDOWNS	
Fred Taylor (1998)	17
Maurice Jones-Drew (2009)	16
Maurice Jones-Drew (2006)	16
Allen Robinson (2015)	14
Maurice Jones-Drew (2008)	14
Fred Taylor (2000)	14
James Stewart (1999)	13
Maurice Jones-Drew (2011)	11
Several players tied	10

FIELD GOALS	
JOSH LAMBO (2019)	33
Mike Hollis (1999)	31
Mike Hollis (1997)	31
Mike Hollis (1996)	30
Jason Myers (2016)	27
Jason Myers (2015)	26
Josh Scobee (2006)	26
Josh Scobee (2012)	25
Josh Scobee (2000)	24
Mike Hollis (2000)	24

FIELD GOAL % (MIN. 25 ATTEMPTS)	
JOSH LAMBO (2019)	97.1
Mike Hollis (2000)	92.3
Josh Scobee (2013)	92.0
Josh Scobee (2011)	92.0
Josh Scobee (2012)	89.3
Jason Myers (2015)	86.7
Mike Hollis (1997)	86.1
Mike Hollis (1996)	83.3
Mike Hollis (1999)	81.6
Josh Scobee (2006)	81.3



EXTRA POINTS	
Mike Hollis (1998)	45
Josh Scobee (2010)	41
Josh Scobee (2006)	41
Mike Hollis (1997)	41
Josh Scobee (2005)	38
Mike Hollis (1999)	37
Josh Scobee (2008)	33
Mike Hollis (2000)	33
Jason Myers (2015)	32
Several players tied	30

PASSING

PASSING YARDS	
Blake Bortles (2015)	4,428
Mark Brunell (1996) *Led NFL*	4,367
Blake Bortles (2016)	3,925
Blake Bortles (2017)	3,687
Mark Brunell (2000)	3,640
David Garrard (2008)	3,620
David Garrard (2009)	3,597
Mark Brunell (2001)	3,309
Mark Brunell (1997)	3,281
Gardner Minshew II (2019)	3,271

PASS ATTEMPTS	
Blake Bortles (2016)	625
Blake Bortles (2015)	606
Mark Brunell (1996)	557
David Garrard (2008)	535
Blake Bortles (2017)	523
David Garrard (2009)	516
Mark Brunell (2000)	512
Chad Henne (2013)	503
Blake Bortles (2014)	489
Mark Brunell (2001)	473

PASS COMPLETIONS	
Blake Bortles (2016)	368
Blake Bortles (2015)	355
Mark Brunell (1996)	353
David Garrard (2008)	335
Blake Bortles (2017)	315
David Garrard (2009)	314
Mark Brunell (2000)	311
Chad Henne (2013)	305
Mark Brunell (2001)	289
Gardner Minshew II (2019)	285

TOUCHDOWN PASSES	
Blake Bortles (2015)	35
Blake Bortles (2016)	23
David Garrard (2010)	23
Gardner Minshew II (2019)	21
Blake Bortles (2017)	21
Mark Brunell (2000)	20
Mark Brunell (1998)	20
Mark Brunell (2001)	19
Mark Brunell (1996)	19
David Garrard (2007)	18

INTERCEPTIONS	
Mark Brunell (1996)	20
Blake Bortles (2015)	18
Blake Bortles (2014)	17
Blake Bortles (2016)	16
Byron Leftwich (2003)	16
David Garrard (2010)	15
Chad Henne (2013)	14
Mark Brunell (2000)	14
Blake Bortles (2017)	13
David Garrard (2008)	13
Mark Brunell (2001)	13

INTERCEPTION % (MIN. 300 ATTEMPTS)	
David Garrard (2007)	0.92
Gardner Minshew II (2019)	1.28
Mark Brunell (1997)	1.61
Byron Leftwich (2005)	1.66
Mark Brunell (2002)	1.68
David Garrard (2009)	1.94
Mark Brunell (1995)	2.02
Mark Brunell (1999)	2.04
Byron Leftwich (2004)	2.27

COMPLETION % (MIN. 300 ATTEMPTS)	
David Garrard (2010)	64.48
David Garrard (2007)	64.00
Mark Brunell (1996)	63.38
David Garrard (2008)	62.6
Mark Brunell (2001)	61.10
David Garrard (2009)	60.85
Mark Brunell (2000)	60.74

PASSER RATING (MIN. 300 ATTEMPTS)	
David Garrard (2007)	102.2
Gardner Minshew II (2019)	91.2
Mark Brunell (1997)	91.2
David Garrard (2010)	90.8
Mark Brunell (1998)	89.9
Byron Leftwich (2005)	89.3
Blake Bortles (2015)	88.2
Mark Brunell (2002)	85.7
Blake Bortles (2017)	84.7

AVG. GAIN PER ATTEMPT (MIN. 300 ATTEMPTS)	
Mark Brunell (1996) *Led NFL*	7.84
David Garrard (2007)	7.72
Mark Brunell (1997)	7.54
David Garrard (2010)	7.47
Mark Brunell (1998)	7.35
Blake Bortles (2015)	7.31
Mark Brunell (2000)	7.11
Blake Bortles (2017)	7.05
Byron Leftwich (2005)	7.03
Mark Brunell (2001)	7.00

400-YARD PASSING GAMES	
Mark Brunell (1996)	2
Blake Bortles (2018)	1

300-YARD PASSING GAMES	
Blake Bortles (2015)	6
Mark Brunell (1996)	6
Blake Bortles (2016)	5
Blake Bortles (2018)	4
Blake Bortles (2017)	4
Blake Bortles (2017)	4

SINGLE-SEASON RECORDS



RUSHING

RUSHING YARDS

Maurice Jones-Drew (2011) *Led NFL*	1,606
Fred Taylor (2003)	1,572
Fred Taylor (2000)	1,399
Maurice Jones-Drew (2009)	1,391
Maurice Jones-Drew (2010)	1,324
Fred Taylor (2002)	1,314
Fred Taylor (2004)	1,224
Fred Taylor (1998)	1,223
Fred Taylor (2007)	1,202
LEONARD FOURNETTE (2019)	1,152

RUSHING ATTEMPTS

Fred Taylor (2003)	345
Maurice Jones-Drew (2011)	343
Maurice Jones-Drew (2009)	312
Maurice Jones-Drew (2010)	299
Fred Taylor (2000)	292
Fred Taylor (2002)	287
LEONARD FOURNETTE (2017)	268
LEONARD FOURNETTE (2019)	265
Fred Taylor (1998)	264
Fred Taylor (2004)	260

RUSHING TOUCHDOWNS

Maurice Jones-Drew (2009)	15
Fred Taylor (1998)	14
Maurice Jones-Drew (2006)	13
James Stewart (1999)	13
Maurice Jones-Drew (2008)	12
Fred Taylor (2000)	12
LEONARD FOURNETTE (2017)	9
Maurice Jones-Drew (2007)	9
Stacey Mack (2002)	9
Stacey Mack (2001)	9
Natrone Means (1997)	9

RUSHING AVERAGE (MIN. 150 ATTEMPTS)

Maurice Jones-Drew (2006)	5.67
Fred Taylor (2007)	5.39
Fred Taylor (2006)	4.96
Fred Taylor (2000)	4.79
Fred Taylor (2004)	4.71
Maurice Jones-Drew (2011)	4.68
Fred Taylor (1998)	4.63
Maurice Jones-Drew (2007)	4.60
Fred Taylor (1999)	4.60

200-YARD RUSHING GAMES

LEONARD FOURNETTE (2019)	1
Fred Taylor (2000)	1



100-YARD RUSHING GAMES

Fred Taylor (2000)	9
Maurice Jones-Drew (2010)	7
Fred Taylor (2003)	7
Maurice Jones-Drew (2011)	6
Fred Taylor (1998)	6
LEONARD FOURNETTE (2017)	5
Maurice Jones-Drew (2009)	5
Fred Taylor (2007)	5
Fred Taylor (2004)	5
Fred Taylor (2002)	5
Fred Taylor (2006)	4

RECEIVING

RECEPTIONS

Jimmy Smith (1999) *Led NFL*	116
Jimmy Smith (2001)	112
Keenan McCardell (2000)	94
Keenan McCardell (2001)	93
Jimmy Smith (2000)	91
Keenan McCardell (1997)	85
Keenan McCardell (1996)	85
Jimmy Smith (1996)	83
Jimmy Smith (1997)	82
Several players tied	80

RECEIVING YARDS

Jimmy Smith (1999)	1,636
Allen Robinson (2015)	1,400
Jimmy Smith (2001)	1,373
Jimmy Smith (1997)	1,324
Jimmy Smith (1996)	1,244
Jimmy Smith (2000)	1,213
Keenan McCardell (2000)	1,207
Jimmy Smith (1998)	1,182
Jimmy Smith (2004)	1,172
Keenan McCardell (1997)	1,164
Keenan McCardell (1996)	1,129
Keenan McCardell (2001)	1,110
Allen Hurns (2015)	1,031
Jimmy Smith (2002)	1,027
Jimmy Smith (2005)	1,023

YARDS PER RECEPTION (MIN. 50 RECEPTIONS)

Cecil Shorts III (2012)	17.80
Allen Robinson (2015)	17.50
Jimmy Smith (1997)	16.15
Allen Hurns (2015)	16.11
Jimmy Smith (2004)	15.84
Jimmy Smith (1998)	15.15

RECEIVING TOUCHDOWNS

Allen Robinson (2015) *Led NFL*	14
Allen Hurns (2015)	10
Mercedes Lewis (2010)	10
Reggie Williams (2007)	10
DJ CHARK JR. (2019)	8
Jimmy Smith (2001)	8
Jimmy Smith (2000)	8
Jimmy Smith (1998)	8

100-YARD RECEIVING GAMES

Jimmy Smith (1999)	9
Allen Robinson (2015)	6
Jimmy Smith (2001)	6
Jimmy Smith (1997)	6
Keenan McCardell (2000)	5
Jimmy Smith (2000)	5
Jimmy Smith (1998)	5

200-YARD RECEIVING GAMES

Justin Blackmon (2012)	1
Jimmy Smith (2000)	1
Jimmy Smith (1999)	1
Keenan McCardell (1996)	1



YARDAGE

SCRIMMAGE YARDS

Maurice Jones-Drew (2011)	1,980
Fred Taylor (2003)	1,942
Maurice Jones-Drew (2009)	1,765
Fred Taylor (2002)	1,722
Leonard Fournette (2019)	1,674
Fred Taylor (1998)	1,644
Maurice Jones-Drew (2010)	1,641
Fred Taylor (2000)	1,639
Jimmy Smith (1999)	1,636
Fred Taylor (2004)	1,569

ALL-PURPOSE YARDS

Maurice Jones-Drew (2006)	2,250
Maurice Jones-Drew (2007)	2,014
Maurice Jones-Drew (2011)	1,964
Fred Taylor (2003)	1,942
Maurice Jones-Drew (2009)	1,881
Maurice Jones-Drew (2008)	1,739
Fred Taylor (2002)	1,722
Leonard Fournette (2019)	1,674
Fred Taylor (1998)	1,653
Maurice Jones-Drew (2010)	1,641



SINGLE-SEASON RECORDS



PUNTING

PUNTS

Bryan Anger (2013)	95
Bryan Anger (2014)	94
Bryan Anger (2012)	91
Brad Nortman (2017)	87
LOGAN COOKE (2018)	86
Bryan Barker (1998)	85
Chris Hanson (2004)	84
Chris Hanson (2005)	82
Chris Hanson (2001)	82
Bryan Barker (1995)	82

GROSS AVERAGE (MIN. 50 PUNTS)

Bryan Anger (2012) *NFL rookie record*	47.8
Bryan Anger (2014)	47.5
LOGAN COOKE (2019)	46.8
Brad Nortman (2016)	46.6
Bryan Anger (2015)	46.3
Bryan Anger (2013)	45.7
LOGAN COOKE (2018)	45.0

NET AVERAGE (MIN. 50 PUNTS)

LOGAN COOKE (2019) * Led NFL *	44.5
LOGAN COOKE (2018)	41.3
Bryan Anger (2012) *NFL rookie record*	40.8
Bryan Anger (2013)	40.5
Bryan Anger (2014)	39.6
Brad Nortman (2016)	39.5
Brad Nortman (2017)	39.4

INSIDE THE 20 (MIN. 50 PUNTS)

LOGAN COOKE (2018)	37
Chris Hanson (2005)	33
Bryan Barker (1999)	32
Bryan Anger (2013)	31
Bryan Anger (2012)	31

TOUCHBACKS (MIN. 50 PUNTS)

Logan Cooke (2019)	2
Adam Podlesh (2007)	2
Bryan Anger (2015)	4



KICKOFF RETURNS

Brian Witherspoon (2008)	52
Deji Karim (2010)	50
David Allen (2003)	41
Derrick Wimbush (2005)	39
Jordan Todman (2014)	38
Shyrone Stith (2000)	33
Willie Jackson (1997)	32
Maurice Jones-Drew (2007)	31
Maurice Jones-Drew (2006)	31
Reggie Barlow (1998)	30

KICKOFF RETURN YARDS

Brian Witherspoon (2008)	1,250
Deji Karim (2010)	1,248
Jordan Todman (2014)	972
Derrick Wimbush (2005)	955
Maurice Jones-Drew (2006)	860
David Allen (2003)	831
Maurice Jones-Drew (2007)	811
Shyrone Stith (2000)	785
Reggie Barlow (1998)	747
Jordan Todman (2013)	712

KICKOFF RETURN TOUCHDOWNS

MARQISE LEE (2016)	1
Maurice Jones-Drew (2007)	1
Several players tied	1

KICKOFF RETURN AVERAGE (MIN. 25 RETURNS)

Maurice Jones-Drew (2006)	27.74
Jordan Todman (2013)	27.38
Maurice Jones-Drew (2007)	26.16
Jordan Todman (2014)	25.58
Deji Karim (2010)	24.96
Corey Grant (2017)	24.90
Reggie Barlow (1998)	24.90
Mike Thomas (2009)	24.77

PUNT RETURNS

Alvin Pearman (2005)	49
Reggie Barlow (1998)	43
Damon Gibson (2001)	38
Reggie Barlow (1999)	38
Reggie Barlow (1997)	36
Mike Thomas (2010)	34
Ace Sanders (2014)	32
Chris Hudson (2006)	32
Chris Hudson (1996)	32
Reggie Barlow (2000)	29

PUNT RETURN YARDS

Reggie Barlow (1998)	555
Reggie Barlow (1999)	414
Reggie Barlow (1997)	412
Alvin Pearman (2005)	410
Mike Thomas (2010)	358
Chris Hudson (1996)	348
Damon Gibson (2001)	333
David Allen (2003)	324
Bobby Shaw (2002)	310
Rashad Greene (2015)	301

PUNT RETURN AVERAGE (MIN. 15 RETURNS)

Rashad Greene Sr. (2015)	16.72
DEDE WESTBROOK (2018)	14.00
Reggie Barlow (1998)	12.91
Bobby Shaw (2002)	12.40
David Allen (2003)	12.00
Reggie Barlow (1997)	11.44
Brian Witherspoon (2008)	11.29
Reggie Barlow (1999)	10.89
Chris Hudson (1996)	10.88
Mike Thomas (2010)	10.53

PUNT RETURN TOUCHDOWNS

DEDE WESTBROOK (2018)	1
Jaydon Mickens (2017)	1
Rashad Greene Sr. (2015)	1
Mike Thomas (2010)	1
Bobby Shaw (2002)	1
Reggie Barlow (1998, 1999)	1

DEFENSE

INTERCEPTIONS

Rashean Mathis (2006)	8
A.J. BOUYE (2017)	6
Marlon McCree (2002)	6
Aaron Beasley (1999)	6
Reggie Nelson (2007)	5
Rashean Mathis (2005)	5
Donovin Darius (2004)	5
Rashean Mathis (2004)	5
Deon Figures (1997)	5
Several players tied	4

INTs RETURNED FOR TOUCHDOWN

Rashean Mathis (2008)	2
Aaron Beasley (1999)	2
Several players tied	1

SACKS

CALAIS CAMPBELL (2017)	14.5
YANNICK NGAKOUE (2017)	12.0
Tony Brackens (1999)	12.0
Tony Brackens (2001)	11.0
JOSH ALLEN (2019)	10.5
CALAIS CAMPBELL (2018)	10.5
Kevin Hardy (1999)	10.5

TACKLES

Paul Posluszny (2012)	231
Hardy Nickerson (2001)	230
Russell Allen (2012)	201
Paul Posluszny (2011)	192
Mike Peterson (2005)	190
Wali Rainer (2002)	188
Kevin Hardy (1998)	186
Mike Peterson (2004)	178

SINGLE-SEASON RECORDS



DEFENSE & FUMBLES

TAKEAWAYS

Donovin Darius (2004).....	9
Rashean Mathis (2006).....	8
Marlon McCree (2002).....	6
Aaron Beasley (1999).....	6

FORCED FUMBLES

Tony Brackens (1999).....	8
YANNICK NGAKOUÉ (2017)	6
Tony Brackens (1997).....	6

FUMBLES

Blake Bortles (2015).....	14
Blaine Gabbert (2011).....	14
David Garrard (2009).....	14
Mark Brunell (1996).....	13
David Garrard (2010).....	11
Byron Leftwich (2003).....	11

OPPONENT FUMBLE RECOVERIES

Donovin Darius (2004).....	4
Bryan Schwartz (1998).....	4

FUMBLES LOST

David Garrard (2009).....	8
Blake Bortles (2016).....	6
Byron Leftwich (2003).....	6
Blake Bortles (2015).....	5
Blaine Gabbert (2011).....	5
Blake Bortles (2018).....	4
David Garrard (2010).....	4
Several players tied.....	3

SINGLE-GAME RECORDS

SCORING

POINTS

James Stewart (Oct. 12, 1997 vs. Phi.).....	30
Maurice Jones-Drew (Dec. 11, 2011 vs. T.B.).....	24
Fred Taylor (Nov. 19, 2000 at Pit.).....	24
Several players tied.....	18

FIELD GOALS

Josh Scobee (Oct. 10, 2010 at Buf.).....	5
Josh Scobee (Nov. 25, 2007 vs. Buf.).....	5
Mike Hollis (Sept. 10, 2000 at Bal.).....	5
Mike Hollis (Nov. 30, 1997 vs. Bal.).....	5
Mike Hollis (Dec. 1, 1996 vs. Cin.).....	5
Several players tied.....	4

TOUCHDOWNS

James Stewart (Oct. 12, 1997 vs. Phi.).....	5
Maurice Jones-Drew (Dec. 11, 2011 vs. T.B.).....	4
Fred Taylor (Nov. 19, 2000 at Pit.).....	4
Several players tied.....	3

EXTRA POINTS

Josh Scobee (Dec. 23, 2007 vs. Oak.).....	7
JOSH LAMBO (Dec. 17, 2017 vs. Hou.)	6
Mike Hollis (Dec. 3, 2000 vs. Cle.).....	6
Mike Hollis (Nov. 1, 1998 at Bal.).....	6
Several players tied.....	5



PASSING

PASSING YARDS

Mark Brunell (Sept. 22, 1996 at N.E.).....	432
Blake Bortles (Oct. 7, 2018 at K.C.).....	430
Mark Brunell (Oct. 20, 1996 at STL).....	421
Blake Bortles (Sept. 30, 2018 vs. NYJ).....	388
Mark Brunell (Sept. 10, 2000 at Bal.).....	386
Blake Bortles (Dec. 24, 2017 at S.F.).....	382
Blake Bortles (Nov. 8, 2015 at NYJ).....	381
Blake Bortles (Sept. 16, 2018 vs. N.E.).....	377
Mark Brunell (Sept. 20, 1998 vs. Bal.).....	376
GARDNER MINSHEW II (OCT. 6, 2019 AT CAR) ...	374
Blake Bortles (Dec. 27, 2015 at N.O.).....	368
Byron Leftwich (Oct. 10, 2004 at S.D.).....	357

PASSING TDs

Blake Bortles (Dec. 6, 2015 at Ten.).....	5
Blake Bortles (Sept. 16, 2018).....	4
Blake Bortles (Sept. 24, 2017 vs. Bal.).....	4
Blake Bortles (Oct. 11, 2015 at T.B.).....	4
Chad Henne (Nov. 18, 2012 at Hou.).....	4
David Garrard (Oct. 31, 2010 at Dal.).....	4
Quinn Gray (Dec. 30, 2007 at Hou.).....	4
Mark Brunell (Nov. 29, 1998 at Cin.).....	4

PASS ATTEMPTS

Blake Bortles (Oct. 7, 2018 at K.C.).....	61
Blake Bortles (Oct. 27, 2016 vs. Ten.).....	54
Byron Leftwich (Oct. 10, 2004 at S.D.).....	54
Blake Bortles (Oct. 18, 2015 vs. Hou.).....	53
Mark Brunell (Oct. 20, 1996 at STL).....	52
Blake Bortles (Nov. 12, 2017 vs. LAC).....	51
Chad Henne (Dec. 29, 2013 at Ind.).....	51
Chad Henne (Dec. 23, 2012 vs. N.E.).....	51
Blake Bortles (Dec. 24, 2017 at S.F.).....	50
Blake Bortles (Oct. 4, 2015 at Ind.).....	50
Mark Brunell (Sept. 10, 2000 at Bal.).....	50

INTERCEPTIONS

Mark Brunell (Oct. 20, 1996 at STL).....	5
Blake Bortles (Oct. 7, 2018 at K.C.).....	4
Luke McCown (Sept. 18, 2011 at NYJ).....	4
David Garrard (Sept. 19, 2010 at S.D.).....	4
David Garrard (Nov. 12, 2006 vs. Hou.).....	4
Several players tied.....	3

AVG. GAIN PER ATTEMPT (MIN. 20 ATTEMPTS)

David Garrard (Oct. 21, 2010 at Dal.).....	12.38
Rob Johnson (Aug. 31, 1997 at Bal.).....	12.25
Byron Leftwich (Oct. 5, 2003 vs. S.D.).....	12.00
Mark Brunell (Nov. 1, 1998 at Bal.).....	11.85
Mark Brunell (Nov. 21, 1999 vs. N.O.).....	11.70
Mark Brunell (Sept. 22, 1996 at N.E.).....	11.08

PASS COMPLETIONS

Mark Brunell (Oct. 20, 1996 at STL).....	37
Byron Leftwich (Oct. 10, 2004 at S.D.).....	36
Blake Bortles (Oct. 7, 2018 at K.C.).....	33
Blake Bortles (Oct. 27, 2016 at Ten.).....	33
NICK FOLE (Nov. 24, 2019 at TEN)	32
Blake Bortles (Dec. 24, 2017 at S.F.).....	32
Blake Bortles (Oct. 12, 2014 at Ten.).....	32
Blake Bortles (Nov. 13, 2016 vs. Hou.).....	32
Blake Bortles (Nov. 29, 2015 vs. S.D.).....	30
Blake Bortles (OCT. 18, 2015 vs Hou.).....	30
Chad Henne (Dec. 29, 2013 at Ind.).....	30
David Garrard (Oct. 18, 2009 vs. STL).....	30

COMPLETION % (MIN. 20 ATTEMPTS)

GARDNER MINSHEW II (SEPT. 8, 2019 VS. K.C.).....	88.0
Mark Brunell (Sept. 7, 2003 at Car.).....	85.2
Mark Brunell (Oct. 29, 2000 at Dal.).....	83.3
Rob Johnson (Aug. 31, 1997 at Bal.).....	83.3
David Garrard (Dec. 2, 2007 at Ind.).....	82.8
David Garrard (Oct. 31, 2010 at Dal.).....	81.0
David Garrard (Oct. 10, 2010 at Buf.).....	80.0
Mark Brunell (Oct. 6, 1996 at N.O.).....	80.0

SINGLE-GAME RECORDS



RUSHING

RUSHING YARDS

Fred Taylor (Nov. 19, 2000 at Pit.).....	234
LEONARD FOURNETTE (Sept. 29, 2019 at Den.)..	225
Fred Taylor (Dec. 21, 2003 vs. N.O.).....	194
Maurice Jones-Drew (Dec. 5, 2010 at Ten.).....	186
Fred Taylor (Dec. 6, 1998 vs. Det.).....	183
LEONARD FOURNETTE (Oct. 8, 2017 at Pit.).....	181
Fred Taylor (Dec. 3, 2000 vs. Cle.).....	181
Maurice Jones-Drew (Sept. 23, 2012 at Ind.).....	177
Maurice Jones-Drew (Nov. 1, 2009 at Ten.).....	177
Maurice Jones-Drew (Jan. 1, 2012 vs. Ind.).....	169

RUSHING TOUCHDOWNS

James Stewart (Oct. 12, 1997 vs. Phi.).....	5
Maurice Jones-Drew (Oct. 18, 2009 vs. STL).....	3
Maurice Jones-Drew (Sept. 27, 2009 at Hou.).....	3
Fred Taylor (Dec. 3, 2000 vs. Cle.).....	3
Fred Taylor (Nov. 19, 2000 at Pit.).....	3
Fred Taylor (Nov. 15, 1998 vs. T.B.).....	3
Several players tied.....	2

RUSHING ATTEMPTS

Fred Taylor (Dec. 21, 2003 vs. N.O.).....	34
Maurice Jones-Drew (Oct. 18, 2009 vs. STL).....	33
Fred Taylor (Nov. 23, 2003 at NYJ).....	32
Fred Taylor (Dec. 17, 2000 at Cin.).....	32
Fred Taylor (Dec. 6, 1998 vs. Det.).....	32
Maurice Jones-Drew (Dec. 5, 2010 at Ten.).....	31
Fred Taylor (Oct. 29, 2000 at Dal.).....	31
Several players tied.....	30

RUSHING AVERAGE (MIN. 10 ATTEMPTS)

Maurice Jones-Drew (Dec. 10, 2006 vs. Ind.).....	11.07
Maurice Jones-Drew (Oct. 14, 2007 vs. Hou.).....	10.42
Fred Taylor (Oct. 31, 1999 at Cin.).....	8.53
Maurice Jones-Drew (Sept. 24, 2006 at Ind.).....	7.92
Stacey Mack (Dec. 30, 2001 vs. K.C.).....	7.81
Fred Taylor (Nov. 19, 2000 at Pit.).....	7.80
LEONARD FOURNETTE (Sept. 29, 2019 at Den.)	.776



RECEIVING & YARDAGE

RECEPTIONS

Keenan McCardell (Oct. 20, 1996 at STL).....	16
Jimmy Smith (Sept. 10, 2000 at Bal.).....	15
Justin Blackmon (Oct. 13, 2013 at Den.).....	14
Jimmy Smith (Jan. 2, 2000 vs. Cin.).....	14
Allen Hurns (Oct. 4, 2015 at Ind.).....	11
Keenan McCardell (Dec. 23, 2000 at NYG).....	11
Keenan McCardell (Oct. 1, 2000 vs. Pit.).....	11
Keenan McCardell (Dec. 7, 1997 vs. N.E.).....	11
Several players tied.....	10

RECEIVING TDs

Mercedes Lewis (Sept. 24, 2017 vs. Bal.).....	3
Allen Robinson (Dec. 6, 2015 at Ten.).....	3
Jimmy Smith (Sept. 10, 2000 at Bal.).....	3
Several players tied.....	2

YARDS PER RECEPTION (MIN. 4 RECEPTIONS)

DJ CHARK JR. (SEPT. 8, 2019 VS. K.C.).....	36.5
Justin Blackmon (Nov. 18, 2012 at Hou.).....	33.7
Ernest Wilford (Dec. 24, 2005 at Hou.).....	29.5
Andre Rison (Sept. 22, 1996 at N.E.).....	28.8

RECEIVING YARDS

Jimmy Smith (Sept. 10, 2000 at Bal.).....	291
Justin Blackmon (Nov. 18, 2012 at Hou.).....	236
Keenan McCardell (Oct. 20, 1996 at STL).....	232
Jimmy Smith (Nov. 21, 1999 vs. N.O.).....	220
Justin Blackmon (Oct. 13, 2013 at Den.).....	190
KEELAN COLE (Dec. 17, 2017 vs. Hou.).....	186
Jimmy Smith (Jan. 2, 2000 vs. Cin.).....	165
DJ CHARK JR. (OCT. 6, 2019 AT Car.).....	164
Jimmy Smith (Sept. 22, 1997 vs. Pit.).....	164
Jimmy Smith (Dec. 1, 1996 vs. Cin.).....	162

SCRIMMAGE YARDS

Jimmy Smith (Sept. 10, 2000 at Bal.).....	291
Fred Taylor (Nov. 19, 2000 at Pit.).....	248
LEONARD FOURNETTE (Sept. 29, 2019 at Den.)..	245
Fred Taylor (Sept. 29, 2002 vs. NYJ).....	237
Justin Blackmon (Nov. 18, 2012 at Hou.).....	236
Keenan McCardell (Oct. 20, 1996 at Stl.).....	232
Fred Taylor (Dec. 21, 2003 at N.O.).....	225
Maurice Jones-Drew (Nov. 21, 2010 vs. Cle.).....	220
Jimmy Smith (Nov. 21, 1999 vs. N.O.).....	220
Fred Taylor (Sept. 20, 1998 vs. Bal.).....	213



ALL-PURPOSE YARDS

Maurice Jones-Drew (Dec. 10, 2006 vs. Ind.).....	303
Jimmy Smith (Sept. 10, 2000 at Bal.).....	291
Maurice Jones-Drew (Oct. 14, 2007 vs. Hou.).....	260
Fred Taylor (Nov. 19, 2000 at Pit.).....	248
LEONARD FOURNETTE (Sept. 29, 2019 at Den.)..	245
Maurice Jones-Drew (Sept. 24, 2006 at Ind.).....	244
Fred Taylor (Sept. 29, 2002 vs. NYJ).....	237
Justin Blackmon (Nov. 18, 2012 at Hou.).....	236
Keenan McCardell (Oct. 20, 1996 at Stl.).....	232
Fred Taylor (Dec. 21, 2003 vs. N.O.).....	225

PUNTING

PUNTS

Bryan Anger (Sept. 8, 2013 vs. K.C.).....	11
Adam Podlesh (Nov. 16, 2008 vs. Ten.).....	10
Several players tied.....	9

PUNTS INSIDE 20

Bryan Barker (Nov. 14, 1999 vs. Bal.).....	8
Bryan Anger (Nov. 17, 2013 vs. Ari.).....	6
Bryan Barker (Oct. 3, 1999 vs. Pit.).....	6

GROSS AVERAGE (MIN. 4 PUNTS)

Bryan Anger (Dec. 23, 2012 vs. N.E.).....	56.3
Bryan Anger (Oct. 11, 2015 at T.B.).....	55.3
Brad Nortman (Oct. 16, 2016 at Chi.).....	55.0
Bryan Barker (Oct. 19, 1997 at Dal.).....	53.8
Brad Nortman (Oct. 2, 2016 vs. Ind.).....	53.6
Bryan Anger (Sept. 9, 2012 at Min.).....	53.5
Bryan Anger (Sept. 23, 2012 at Ind.).....	53.5

NET AVERAGE (MIN. 4 PUNTS)

Brad Nortman (Oct. 16, 2016 at Chi.).....	52.2
Bryan Anger (Nov. 4, 2012 vs. Det.).....	50.5
LOGAN COOKE (Dec. 16, 2018 vs. Was.).....	50.2
Adam Podlesh (Dec. 23, 2007 vs. Oak.).....	49.8
Chris Hanson (Nov. 10, 2002 vs. Was.).....	48.2



SINGLE-GAME RECORDS



RETURNS

KICKOFF RETURNS

Deji Karim (Oct. 18, 2010 vs. Ten.)	7
Jermaine Lewis (Oct. 10, 2004 at S.D.)	7
Curtis Marsh (Nov. 12, 1995 vs. Sea.)	7
MICHAEL WALKER (Nov. 24, 2019 at Ten.)	7

KICKOFF RETURN AVERAGE (MIN. 3 RETURNS)

Maurice Jones-Drew (Nov. 4, 2007 at N.O.)	47.33
Derrick Wimbush (Nov. 27, 2005 at Ari.)	46.00
Brian Witherspoon (Sept. 7, 2008 at Ten.)	41.33
Randy Jordan (Oct. 13, 1996 vs. NYJ)	39.67
Tiquan Underwood (Sept. 12, 2010 vs. Den.)	38.33

KICKOFF RETURN YARDS

Reggie Barlow (Oct. 25, 1998 at Den.)	206
Jordan Todman (Sept. 28, 2014 at S.D.)	174
Jordan Todman (Nov. 2, 2014 at Cin.)	173
Curtis Marsh (Nov. 12, 1995 vs. Sea.)	169
Deji Karim (Oct. 18, 2010 vs. Ten.)	168
MICHAEL WALKER (Nov. 24, 2019 at Ten.)	157
Reggie Barlow (Dec. 7, 1997 vs. N.E.)	157
Rashad Jennings (Nov. 18, 2012 at Hou.)	149
David Allen (Dec. 14, 2003 at N.E.)	147
Alvis Whitted (Dec. 26, 1999 at Ten.)	147

KICKOFF RETURN TDs

Marqise Lee (Dec. 18, 2016 at Hou.)	1
Maurice Jones-Drew (Nov. 4, 2007 at N.O.)	1
Maurice Jones-Drew (Dec. 10, 2006 vs. Ind.)	1
Derrick Wimbush (Nov. 27, 2005 at Ari.)	1
Elvis Joseph (Nov. 18, 2001 at Pit.)	1
Alvis Whitted (Dec. 26, 1999 at Ten.)	1
Reggie Barlow (Dec. 7, 1997 vs. N.E.)	1

PUNT RETURNS

Alvin Pearman (Dec. 18, 2005 vs. S.F.)	7
Alvin Pearman (Nov. 13, 2005 vs. Bal.)	7
Ace Sanders (Nov. 17, 2013 vs. Ari.)	6
Mike Thomas (Oct. 24, 2011 vs. Bal.)	6
David Allen (Dec. 7, 2003 vs. Hou.)	6
Reggie Barlow (Dec. 3, 2000 vs. Cle.)	6
R. Jay Soward (Oct. 8, 2000 vs. Bal.)	6
Reggie Barlow (Nov. 14, 1999 vs. Bal.)	6
Reggie Barlow (Sept. 20, 1998 vs. Bal.)	6
Several players tied	5

PUNT RETURN TDs

DEDE WESTBROOK (Dec. 16, 2018 vs. Was.)	1
Jaydon Mickens (Nov. 5, 2017 vs. Cin.)	1
Rashad Greene Sr. (Dec. 13, 2015 vs. Ind.)	1
Mike Thomas (Dec. 19, 2010 at Ind.)	1
Bobby Shaw (Oct. 6, 2002 vs. Phi.)	1
Reggie Barlow (Nov. 21, 1999 vs. N.O.)	1
Reggie Barlow (Sept. 13, 1998 vs. K.C.)	1

PUNT RETURN YARDS

Reggie Barlow (Sept. 13, 1998 vs. K.C.)	134
Mike Thomas (Dec. 19, 2010 at Ind.)	99
DEDE WESTBROOK (Dec. 16, 2018 vs. Was.)	84
Jaydon Mickens (Nov. 10, 2017 vs. Sea.)	82
Desmond Howard (Sept. 24, 1995 vs. G.B.)	82
Reggie Barlow (Sept. 20, 1998 vs. Bal.)	81
Reggie Barlow (Nov. 21, 1999 vs. N.O.)	80
Reggie Barlow (Nov. 23, 1997 at Cin.)	79
Jermaine Lewis (Sept. 19, 2004 vs. Den.)	78
Rashad Greene Sr. (Nov. 19, 2015 vs. Ten.)	76
Reggie Barlow (Nov. 2, 1997 at Ten.)	76

PUNT RETURN YARD AVG.

Reggie Barlow (Sept. 13, 1998 vs. K.C.)	44.67
DEDE WESTBROOK (Dec. 16, 2018 vs. Was.)	28.00
Reggie Barlow (Nov. 23, 1997 at Cin.)	26.33
Reggie Barlow (Nov. 2, 1997 at Ten.)	25.33
Mike Thomas (Dec. 19, 2010 at Ind.)	24.75
Reggie Barlow (Nov. 29, 1998 at Cin.)	23.00
Brian Witherspoon (Nov. 29, 2009 at S.F.)	21.00
Desmond Howard (Sept. 24, 1995 vs. G.B.)	20.50



DEFENSE, FUMBLES & BLOCKS

INTERCEPTIONS

TRE HERNDON (OCT. 27, 2019 VS. NYJ)	2
Jalen Ramsey (Nov. 18, 2018 vs. Pit.)	2
A.J. BOUYE (Dec. 10, 2017 vs. Sea.)	2
Tashaun Gipson (Oct. 8, 2017 AT PIT.)	2
Davon House (Nov. 15, 2015 at Bal.)	2
Derek Cox (Oct. 31, 2010 at Dal.)	2
Rashean Mathis (Nov. 5, 2006 vs. Ten.)	2
Rashean Mathis (Sept. 18, 2006 vs. Pit.)	2
Terry Cousin (Nov. 13, 2005 vs. Bal.)	2
Rashean Mathis (Oct. 30, 2005 at STL.)	2
Donovin Darius (Jan. 2, 2005 at Oak.)	2
Rashean Mathis (Dec. 19, 2004 at G.B.)	2
Marlon McCree (Sept. 15, 2002 at K.C.)	2
Rayna Stewart (Sept. 10, 2000 at Bal.)	2
Aaron Beasley (Sept. 12, 1999 vs. S.F.)	2
Deon Figures (Aug. 31, 1997 at Bal.)	2

OPPONENT FUMBLE RECOVERIES

Telvin Smith (Nov. 23, 2014 at Ind.)	2
Tony Brackens (Sept. 29, 1996 vs. Car.)	2
Darren Carrington (Oct. 1, 1995 at Hou.)	2

TACKLES

Hardy Nickerson (Nov. 25, 2001 vs. Bal.)	23
Russell Allen (Sept. 16, 2012 vs. Hou.)	22
Wali Rainer (Oct. 13, 2002 at Ten.)	22
T.J. Slaughter (Nov. 25, 2001 vs. Bal.)	22
Paul Posluszny (Dec. 19, 2012 at Mia.)	21
Bryan Schwartz (Dec. 17, 1995 at Det.)	21
Russell Allen (Nov. 18, 2012 at Hou.)	20
Daryl Smith (Dec. 18, 2010 at Ind.)	20
Kevin Hardy (Nov. 1, 1998 at Bal.)	20

INTs RETURNED FOR TOUCHDOWN

YANNICK NGAKOU (OCT. 20, 2019 AT CIN.)	1
Telvin Smith (Dec. 23, 2018 at Mia.)	1
MYLES JACK (Sept. 9, 2018 at NYG)	1
Barry Church (Oct. 8, 2017 at Pit.)	1
Telvin Smith (Oct. 8, 2017 at Pit.)	1
JALEN RAMSEY (Dec. 24, 2016 vs. Ten.)	1
Telvin Smith (Oct. 25, 2015 vs. Buf.)	1
Dwayne Gratz (Dec. 28, 2014 at Hou.)	1
Paul Posluszny (Oct. 13, 2013 at Den.)	1
Rashean Mathis (Sept. 21, 2008 at Ind.)	1
Rashean Mathis (Oct. 5, 2008 vs. Pit.)	1
Clint Ingram (Dec. 9, 2007 vs. Car.)	1
Aaron Glenn (Oct. 28, 2007 at T.B.)	1
Scott Starks (Nov. 5, 2006 vs. Ten.)	1
Mike Peterson (Nov. 13, 2005 vs. Bal.)	1
Rashean Mathis (Oct. 16, 2005 at Pit.)	1
Tony Brackens (Nov. 28, 1999 at Bal.)	1
Aaron Beasley (Sept. 26, 1999 vs. Ten.)	1
Aaron Beasley (Sept. 12, 1999 vs. S.F.)	1

SACKS

CALAIS CAMPBELL (Sept. 10, 2017 at Hou.)	4.0
CALAIS CAMPBELL (SEPT. 19, 2019 VS. TEN.)	3.0
Chris Clemons (Nov. 23, 2014 at Ind.)	3.0
Paul Spicer (Sept. 25, 2005 at NYJ)	3.0
John Henderson (Oct. 6, 2002 vs. Phi.)	3.0
Kelvin Prichett (Oct. 5, 1997 vs. Cin.)	3.0

TAKEAWAYS

Darren Carrington (Oct. 1, 1995 at Hou.)	3
--	---

FORCED FUMBLES

Tony Brackens (Oct. 3, 1999 vs. Pit.)	3
Several players tied	2

BLOCKED FIELD GOALS

Tyson Alualu (Dec. 27, 2015 at N.O.)	1
Chris Clemons (Sept. 13, 2015 vs. Car.)	1
Rashean Mathis (Oct. 2, 2005 vs. Den.)	1
John Henderson (Dec. 8, 2002 vs. Cle.)	1
Marcus Stroud (Sept. 8, 2002 vs. Ind.)	1
Marcus Stroud (Dec. 3, 2001 vs. G.B.)	1
Clyde Simmons (Sept. 22, 1997 vs. Pit.)	1
Clyde Simmons (Dec. 1, 1996 vs. Cin.)	1

BLOCKED PUNTS

Dan Skuta (Jan. 1, 2017 at Ind.)	1
Hayes Pullard III (Nov. 29, 2015 vs. S.D.)	1
J.T. Thomas (Sept. 8, 2013 vs. K.C.)	1
Mike Harris (Dec. 30, 2012 at Ten.)	1
Kassim Osgood (Dec. 15, 2011 at Atl.)	1
Rashad Jennings (Sept. 19, 2010 at S.D.)	1
Jorge Cordova (Dec. 10, 2006 vs. Ind.)	1
Gerald Sensabaugh (Oct. 8, 2006 vs. NYJ)	1
Derrick Wimbush (Oct. 9, 2005 vs. Cin.)	1
Eric Westmoreland (Oct. 27, 2002 vs. Hou.)	1
Donovin Darius (Sept. 10, 2001 vs. Pit.)	1
Donovin Darius (Oct. 1, 2000 vs. Pit.)	1
Dave Thomas (Nov. 14, 1999 vs. Bal.)	1
Alvis Whitted (Nov. 1, 1998 at Bal.)	1
Dave Thomas (Oct. 12, 1997 vs. Phi.)	1
Mike Dumas (Dec. 3, 1995 at Den.)	1

ROOKIE RECORDS



SCORING & PASSING

POINTS (SEASON)

Fred Taylor (1998).....	102
Maurice Jones-Drew (2006).....	96
Josh Scobee (2004).....	93
Seth Marler (2003).....	90
LEONARD FOURNETTE (2017).....	79
Allen Hurns (2014).....	36
Justin Blackmon (2012).....	32
Willie Jackson (1995).....	32
Matt Jones (2005).....	30
Hayden Epstein (2002).....	28

PASSING YARDS (GAME)

GARDNER MINSHEW II (OCT. 6, 2019 AT CAR)....	374
Blake Bortles (Oct. 12, 2014 at Ten.).....	336
Byron Leftwich (Oct. 5, 2003 vs. S.D.).....	336
GARDNER MINSHEW II (NOV. 3, 2019 VS. HOU)....	309
GARDNER MINSHEW II (DEC. 30, 2019 VS. IND)....	295
Blake Bortles (Nov. 9, 2014 vs. Dal.).....	290
Byron Leftwich (Dec. 14, 2003).....	288
GARDNER MINSHEW II (OCT 27, 2019 VS. NYJ)....	279
GARDNER MINSHEW II (SEPT. 8, 2019 VS. K.C.)....	275
Byron Leftwich (Oct. 12, 2003).....	256
GARDNER MINSHEW II (OCT. 20, 2019 AT CIN)....	255

PASS COMPLETIONS (SEASON)

GARDNER MINSHEW II	285
Blake Bortles (2014).....	280
Byron Leftwich (2003).....	239
Blaine Gabbert (2011).....	210
Jonathan Quinn (1998).....	34
David Garrard (2002).....	23
Rob Johnson (1995).....	3
Matt Jones (2005).....	2

PASSING TDs (SEASON)

GARDNER MINSHEW II (2019)	21
Byron Leftwich (2003).....	14
Blaine Gabbert (2011).....	12
Blake Bortles (2014).....	11
Jonathan Quinn (1998).....	2
David Garrard (2002).....	1
Ace Sanders (2013).....	1

INTERCEPTIONS (SEASON)

Blake Bortles (2014).....	17
Byron Leftwich (2003).....	16
Blaine Gabbert (2011).....	11
GARDNER MINSHEW II (2019)	6
Jonathan Quinn (1998).....	3
David Garrard (2002).....	2
Rob Johnson (1995).....	1

TOUCHDOWNS (SEASON)

Fred Taylor (1998).....	17
Maurice Jones-Drew (2006).....	16
LEONARD FOURNETTE (2017).....	9
Allen Hurns (2014).....	6
Matt Jones (2005).....	5
Justin Blackmon (2012).....	5
Greg Jones (2004).....	3
LaBrandon Toefield (2003).....	3
Elvis Joseph (2001).....	3
James Stewart (1995).....	3

PASS ATTEMPTS (SEASON)

Blake Bortles (2014).....	475
GARDNER MINSHEW II	470
Byron Leftwich (2003).....	418
Blaine Gabbert (2011).....	413
Jonathan Quinn (1998).....	64
David Garrard (2002).....	46
Rob Johnson (1995).....	7
Matt Jones (2005).....	3
LaBrandon Toefield (2003).....	2

PASS COMPLETIONS (GAME)

Blake Bortles (Oct. 12, 2014 at Ten.).....	32
Blake Bortles (Sept. 28, 2014 at S.D.).....	29
GARDNER MINSHEW II (DEC. 30, 2019 VS. IND)....	27
GARDNER MINSHEW II (OCT. 6, 2019 AT CAR)....	26
Byron Leftwich (Oct. 12, 2003 vs. Mia.).....	24
GARDNER MINSHEW II (DEC. 8, 2019 VS. LAC)....	24

PASSING TDs (GAME)

GARDNER MINSHEW II (DEC. 30, 2019 VS. IND)....	3
GARDNER MINSHEW II (OCT. 27, 2019 VS. NYJ)....	3
GARDNER MINSHEW II (OCT. 6, 2019 AT CAR)....	2
GARDNER MINSHEW II (SEPT. 29, 2019 AT DEN)....	2
GARDNER MINSHEW II (SEPT. 19, 2019 VS. TEN)	2
GARDNER MINSHEW II (SEPT. 8, 2019 VS. K.C.)	2
Blake Bortles (Nov. 2, 2014 at Cin.).....	2
Blake Bortles (Sept. 21, 2014 vs. Ind.).....	2
Blaine Gabbert (Dec. 11, 2011 vs. T.B.).....	2

INTERCEPTIONS (GAME)

Blake Bortles (Oct. 19, 2014 vs. Cle.).....	3
Byron Leftwich (Oct. 12, 2003 vs. Mia.).....	3
Byron Leftwich (Sept. 28, 2003 at Hou.).....	3

PASSING YARDS (SEASON)

GARDNER MINSHEW II (2019)	3,271
Blake Bortles (2014).....	2,908
Byron Leftwich (2003).....	2,819
Blaine Gabbert (2011).....	2,214
Jonathan Quinn (1998).....	387
David Garrard (2002).....	231
LaBrandon Toefield (2003).....	32
Rob Johnson (1995).....	24
Ace Sanders (2013).....	21

PASS ATTEMPTS (GAME)

GARDNER MINSHEW II (NOV. 3, 2019 VS. HOU)....	47
Blake Bortles (Oct. 12, 2014 at Ten.).....	46
GARDNER MINSHEW II (OCT. 6, 2019 AT CAR)....	44
Byron Leftwich (Oct. 12, 2003 vs. Mia.).....	42
Blaine Gabbert (Dec. 24, 2011 at Ten.).....	42
Blaine Gabbert (Oct. 2, 2011 vs. N.O.).....	42
Blaine Gabbert (Nov. 20, 2011 at Cle.).....	41
Byron Leftwich (Dec. 14, 2003 at N.E.).....	40
GARDNER MINSHEW II (DEC. 30, 2019 VS. IND)....	39



RUSHING

RUSHING YARDS (SEASON)

Fred Taylor (1998).....	1,223
LEONARD FOURNETTE (2017).....	1,040
Maurice Jones-Drew (2006).....	941
T.J. Yeldon (2015).....	740
James Stewart (1995).....	525
Blake Bortles (2014).....	419
GARDNER MINSHEW II (2019)	344
Elvis Joseph (2001).....	294
LaBrandon Toefield (2003).....	212
Rashad Jennings (2009).....	202
Greg Jones (2004).....	162

RUSHING YARDS (GAME)

Fred Taylor (Dec. 6, 1998 vs. Det.).....	183
LEONARD FOURNETTE (OCT. 8, 2017 AT PIT).....	181
Maurice Jones-Drew (Dec. 10, 2006 vs. Ind.).....	166
Maurice Jones-Drew (Dec. 24, 2006 vs. N.E.).....	131
LEONARD FOURNETTE (OCT. 15, 2017 VS. LAR) ..	130
Fred Taylor (Nov. 15, 1998 vs. T.B.).....	128
Fred Taylor (Sept. 20, 1998 vs. Bal.).....	128
Fred Taylor (Nov. 8, 1998 vs. Cin.).....	118
Fred Taylor (Sept. 27, 1998 at Ten.).....	116
T.J. Yeldon (Oct. 25, 2015 vs. Buf.).....	115

RUSHING ATTEMPTS (SEASON)

LEONARD FOURNETTE (2017).....	268
Fred Taylor (2003).....	264
T.J. Yeldon (2015).....	182
Maurice Jones-Drew (2006).....	166
James Stewart (1995).....	137
Elvis Joseph (2001).....	68
GARDNER MINSHEW II (2019)	67
Greg Jones (2004).....	62
Blake Bortles (2014).....	56
LaBrandon Toefield (2003).....	53

ROOKIE RECORDS



RUSHING

RUSHING ATTEMPTS (GAME)

Fred Taylor (Dec. 6, 1998 vs. Det.)	32
LEONARD FOURNETTE (Oct. 8, 2017 at Pit.)	28
LEONARD FOURNETTE (Nov. 19, 2017 at Cle.)	28
Fred Taylor (Nov. 8, 1998 vs. Cin.)	27
LEONARD FOURNETTE (Sept. 10, 2017 at Hou.)	26
Maurice Jones-Drew (Dec. 17, 2006 at Ten.)	25
Fred Taylor (Sept. 27, 1998 at Ten.)	25
T.J. Yeldon (Sept. 20, 2015 vs. Mia.)	25
LEONARD FOURNETTE (Dec. 10, 2017 vs. Sea.)	24
LEONARD FOURNETTE (Oct. 1, 2017 at NYJ)	24
Fred Taylor (Dec. 20, 1998 at Min.)	23
Fred Taylor (Sept. 20, 1998 vs. Bal.)	23

RUSHING TDs (SEASON)

Fred Taylor (1998)	14
Maurice Jones-Drew (2006)	13
LEONARD FOURNETTE (2017)	9
Greg Jones (2004)	3
T.J. Yeldon (2015)	2
Storm Johnson (2014)	2
Byron Leftwich (2003)	2
LaBrandon Toefield (2003)	2
David Garrard (2002)	2
James Stewart (1995)	2

RUSHING TDs (GAME)

Fred Taylor (Nov. 15, 1998 vs. T.B.)	3
LEONARD FOURNETTE (Oct. 8, 2017)	2
Maurice Jones-Drew (Dec. 24, 2006 vs. N.E.)	2
Maurice Jones-Drew (Dec. 10, 2006 vs. Ind.)	2
Maurice Jones-Drew (Oct. 8, 2006 vs. NYJ)	2
David Garrard (Oct. 13, 2002 at Ten.)	2
Fred Taylor (Oct. 12, 1998 vs. Mia.)	2
Fred Taylor (Dec. 6, 1998 vs. Det.)	2
Several players tied	1

RECEIVING & YARDAGE

RECEPTIONS (SEASON)

Justin Blackmon (2012)	64
Willie Jackson (1995)	53
Allen Hurns (2014)	51
Ace Sanders (2013)	51
Allen Robinson (2014)	48
Mike Thomas (2009)	48
Maurice Jones-Drew (2006)	46
Fred Taylor (1998)	44
KEELAN COLE (2017)	42
Pete Mitchell (1995)	41

RECEIVING TDs (SEASON)

Allen Hurns (2014)	6
Justin Blackmon (2012)	5
Matt Jones (2005)	5
Willie Jackson (1995)	5
KEELAN COLE (2017)	3
Fred Taylor (1998)	3
Several players tied	2

SCRIMMAGE YARDS (SEASON)

Fred Taylor (1998)	1,644
Maurice Jones-Drew (2006)	1,377
LEONARD FOURNETTE (2017)	1,342
T.J. Yeldon (2015)	1,019
Justin Blackmon (2012)	888
KEELAN COLE (2017)	748
James Stewart (1995)	715
Allen Hurns (2014)	677

RECEPTIONS (GAME)

Pete Mitchell (Nov. 19, 1995 at T.B.)	10
Fred Taylor (Sept. 20, 1998 vs. Bal.)	9
Allen Robinson (Oct. 12, 2014 at Ten.)	8
Ace Sanders (Dec. 1, 2013 at Cle.)	8
Ace Sanders (Nov. 17, 2013 vs. Ari.)	8
Zach Miller (Jan. 3, 2010 at Cle.)	8
Several players tied	7

YARDS/REC. (SEASON) (MIN. 25 RECEPTIONS)

KEELAN COLE (2017)	17.80
Justin Blackmon (2012)	13.52
Allen Hurns (2014)	13.27
Pete Mitchell (1995)	12.85
Matt Jones (2005)	12.00
Allen Robinson (2014)	11.42
Marqise Lee (2014)	11.41
Willie Jackson (1995)	11.11
Reggie Williams (2004)	9.93
Fred Taylor (1998)	9.57
Ace Sanders (2013)	9.49

ALL-PURPOSE YARDS (SEASON)

Maurice Jones-Drew (2006)	2,250
Fred Taylor (1998)	1,653
Brian Witherspoon (2008)	1,442
Deji Karim (2010)	1,418
LEONARD FOURNETTE (2017)	1,342
Mike Thomas (2009)	1,301
David Allen (2003)	1,223

RECEIVING YARDS (SEASON)

Justin Blackmon (2012)	865
KEELAN COLE (2017)	748
Allen Hurns (2014)	677
Willie Jackson (1995)	589
Allen Robinson (2014)	548
Pete Mitchell (1995)	527
Ace Sanders (2013)	484
Mike Thomas (2009)	453
Maurice Jones-Drew (2006)	436
Matt Jones (2005)	432

YARDS/REC. (GAME) (MIN. 4 RECEPTIONS)

Justin Blackmon (Nov. 18, 2012 at Hou.)	33.71
Allen Hurns (Sept. 7, 2014 at Phi.)	27.50
KEELAN COLE (Dec. 17, 2017 vs. Hou.)	26.6
Matt Jones (Nov. 13, 2005 vs. Bal.)	23.40
Willie Jackson (Dec. 24, 1995 vs. Cle.)	20.25
T.J. Yeldon (Dec. 6, 2015 at Ten.)	19.75
Willie Jackson (Dec. 10, 1995 vs. Ind.)	18.83
Allen Robinson (Sept. 14, 2014 at Was.)	18.75

100-YARD RECEIVING GAMES (SEASON)

KEELAN COLE (2017)	2
Allen Hurns (2014)	2
Justin Blackmon (2012)	1
Matt Jones (2005)	1
Pete Mitchell (1995)	1

DEFENSE

SACKS (SEASON)

JOSH ALLEN (2019)	10.5
YANNICK NGAKOUÉ (2016)	8.0
Tony Brackens (1996)	7.0
John Henderson (2002)	6.5
Kevin Hardy (1996)	5.5
Tyson Alualu (2010)	3.5
Derrick Harvey (2008)	3.5
Bobby McCray (2004)	3.5
Chris Smith (2014)	3.0
Akin Ayodele (2002)	3.0
Larry Smith (1999)	3.0

INTERCEPTIONS (SEASON)

Reggie Nelson (2007)	5
Derek Cox (2009)	4
Several players tied	2

TACKLES (SEASON)

Bryan Schwartz (1995)	161
Kevin Hardy (1996)	130
Clint Ingram (2006)	117
Akin Ayodele (2002)	108
T.J. Slaughter (2000)	108

TACKLES (GAME)

Bryan Schwartz (Dec. 17, 1995 at Det.)	21
Bryan Schwartz (Dec. 24, 1995 vs. Cle.)	19
Bryan Schwartz (Dec. 10, 1995 vs. Ind.)	17

TAKEAWAYS (SEASON)

Derek Cox (2009)	5
Reggie Nelson (2007)	5
Fernando Bryant (1999)	5



OPPONENT RECORDS



SCORING

POINTS

Derrick Henry, Tennessee (12/6/18).....	24
Jeff Reed, Pittsburgh (12/1/02).....	19

TOUCHDOWNS

Derrick Henry, Tennessee (12/6/18).....	4
Several players tied (C. McCaffrey, CAR, 2019)	3

PASSING

PASSING YARDS

Matt Schaub, Hou. (11/18/12).....	527
Drew Brees, N.O. (11/4/07).....	445
Peyton Manning, Ind. (9/25/00).....	440
Carson Palmer, Ari. (11/17/13).....	419
Drew Brees, N.O. (12/27/15).....	412

PASS ATTEMPTS

Matt Schaub, Hou. (11/16/12).....	55
Andrew Luck, Ind. (12/2/18).....	52
Vinny Testaverde, Bal. (11/24/96).....	50
Rich Gannon, K.C. (11/9/97).....	50
Shane Matthews, Was. (11/10/02).....	50
Peyton Manning, Ind. (12/10/06).....	50

INTERCEPTIONS THROWN

Ben Roethlisberger, Pit. (10/8/17).....	5
Jon Kitna, Dal. (10/31/10).....	4
Several players tied (J. Russell, Oak. 2007).....	3

TOUCHDOWN PASSES

Steve McNair, Ten. (12/26/99).....	5
Tony Banks, Bal. (9/10/00).....	5
Matt Schaub, Hou. (11/18/12).....	5
Several players tied (P. Rivers, S.D., 2015).....	4

PASS COMPLETIONS

Matt Schaub, Hou. (11/18/12).....	43
Drew Brees, N.O. (11/4/07).....	35
Jon Kitna, Dal. (10/31/10).....	34
Joe Flacco, Bal. (11/15/15).....	34
Three players tied.....	33

YARDAGE

SCRIMMAGE YARDS

Andre Johnson, Hou. (11/18/12).....	273
Josh Gordon, Cle. (12/1/13).....	261
Chris Johnson, Ten. (11/1/09).....	239
Derrick Henry, Ten. (12/6/18).....	238
Christian McCaffrey, Car. (1/6/19).....	237

RUSHING

RUSHING YARDS

Derrick Henry, Ten. (12/6/18).....	238
Chris Johnson, Ten. (11/1/09).....	228
Arian Foster, Hou. (1/2/10).....	180
Steven Jackson, Stl. (10/30/05).....	179
Christian McCaffrey, Car. (10/6/19).....	176
Shawn Alexander, Sea. (10/7/01).....	176

RUSHING ATTEMPTS

Terry Allen, Was. (9/28/97).....	36
Several players tied (A. Foster, Hou., 2011).....	33

LONGEST RUSHING TDs

Chris Johnson, Ten. (11/1/09).....	89
Marcus Mariota, Ten. (12/6/15).....	87
Joey Galloway, Sea. (11/12/95).....	86
LeSean McCoy, Buf. (11/27/16).....	75
Bilal Powell, NYJ (10/1/17).....	75

RUSHING TOUCHDOWNS

Derrick Henry, Ten. (12/6/18).....	4
------------------------------------	---

ALL-PURPOSE YARDS

Andre Johnson, Hou. (11/18/12).....	273
Ridel Anthony, T.B. (11/15/98).....	269
Josh Gordon, Cle. (12/1/13).....	261
Eddy Drummond, Det. (11/14/04).....	257
Andre Davis, Hou. (12/30/07).....	254

KICKING

FIELD GOALS

Jeff Reed, Pit. (12/1/02).....	6
Adam Vinatieri, N.E. (9/22/96).....	5
Matt Stover, Bal. (10/8/00).....	5

LONGEST FIELD GOALS

Jason Elam, Den. (10/25/98).....	63
Blair Walsh, Min. (9/9/12).....	55
Ryan Longwell, Min. (11/23/08).....	54
Several players tied (N. Rackers, Hou., 2011).....	53

EXTRA POINTS

Several players tied (P. Dawson, S.F., 2013).....	6
---	---

MOST BLOCKED KICKS (FGs, PATs)

Several players tied (Z. Smith, Bal., 2015).....	1
--	---

RECEIVING

RECEPTIONS

Reggie Wayne, Ind. (10/3/10).....	15
Tim Brown, Oak. (12/21/97).....	14
David Boston, S.D. (10/5/03).....	14
Andre Johnson, Hou. (11/18/12).....	14
Several players tied (A. Johnson, Hou. 2013).....	13

RECEIVING YARDS

Andre Johnson, Hou. (11/18/12).....	273
Josh Gordon, Cle. (12/1/13).....	261
Albert Connell, Was. (10/22/00).....	211
Sammy Watkins, K.C. (9/8/19).....	198
Terrell Owens, Buf. (11/22/09).....	197

LONGEST RECEPTIONS

Terrell Owens, Buf. (11/22/09).....	98
Josh Gordon, Cle. (12/1/13).....	95
Michael Floyd, Ari. (11/17/13).....	91
Kevin Curtis, Stl. (10/30/05).....	83
Kenny Britt, Ten. (9/11/11).....	80

RECEIVING TOUCHDOWNS

Several players tied (S. Watkins, K.C., 2019).....	3
--	---

PUNTING

PUNTS

Chris Gardocki, Cle. (12/3/00).....	12
Several players tied (B. Hartmann, Hou., 2011).....	10

LONGEST PUNTS

Brian Moorman, Buf. (9/12/04).....	80
Josh Miller, Pit. (12/2/99).....	75
Kyle Larson, Cin. (10/9/05).....	75
Craig Hentrich, Ten. (11/5/06).....	73

INSIDE THE 20 (MIN. 5 PUNTS)

Several players tied (D. Colquitt, K.C., 2013).....	5
---	---

GROSS AVERAGE (MIN. 4 PUNTS)

Craig Hentrich, Ten. (11/4/01).....	57.5
Mat McBriar, Dal. (9/10/06).....	53.2
Josh Miller, Pit. (12/2/99).....	52.7

OPPONENT RECORDS



DEFENSE

SACKS

Ryan Kerrigan, Was. (9/14/14).....	4.0
Connor Barwin, Hou. (11/27/11).....	4.0
John Abraham, Atl. (12/15/11).....	3.5
Whitney Mercilus, Hou. (1/3/16).....	3.5

TACKLES

Steven Tulloch, Ten. (12/5/10).....	17
Keith Brooking, Atl. (12/28/03).....	15
Jonathan Joseph, Cin. (11/2/08).....	15
Jerod Mayo, N.E. (12/27/09).....	15

INTERCEPTIONS

Samari Rolle, Ten. (12/26/99).....	3
Several players tied (M.Williams, NYJ, 2015).....	2

LONGEST INTERCEPTION RETURN TDs

Anthony Henry, Cle. (12/16/01).....	97t
Anthony Parker, Stl. (10/20/96).....	92t
Adam Jones, Ten. (12/17/06).....	83t
Matt Giordano, Stl. (10/6/12).....	82t

RETURNS

PUNT RETURNS

Jacoby Jones, Hou. (11/27/11).....	7
Dexter McCluster, K.C. (9/8/13).....	7
Several players tied (T. Holliday, Hou., 2012).....	6

PUNT RETURN YARDS

Eddie Drummond, Det. (11/14/04).....	199
Darius Reynaud, Ten. (12/30/12).....	160
Jacoby Jones, Hou. (11/27/11).....	116
Roscoe Parrish, Buf. (11/26/06).....	104

LONGEST PUNT RETURNS

Eddie Drummond, Det. (11/14/04).....	83t
Peter Warrick, Cin. (12/17/00).....	82t
Terrence Wilkins, Ind. (9/24/06).....	82t
Roscoe Parrish, Buf. (11/26/06).....	82t

KICKOFF RETURNS

MarTey Jenkins, Ari. (12/10/00).....	8
Nate Jacquet, Min. (12/23/01).....	8
Justin Miller, NYJ (10/8/06).....	8

KICKOFF RETURN YARDS

Andre Davis, Hou. (12/30/07).....	234
Glyn Milburn, Chi. (9/6/98).....	197
Adam Jones, Ten. (11/20/05).....	196

LONGEST KICKOFF RETURNS

Andre Davis, Hou. (12/30/07).....	104t
Pharoh Cooper, LAR (10/15/17).....	103t
Andre Davis, Hou. (12/30/07).....	97t
Aaron Bailey, Ind. (12/10/95).....	95t
Chad Simpson, Ind. (12/17/09).....	93t

