

# JAX VS ATL



REGULAR SEASON WEEK 4

10.01.23 | 9:30 A.M. | WEMBLEY STADIUM





**JOHN DEVER** | SENIOR VICE PRESIDENT AND CHIEF COMMUNICATIONS OFFICER | [DEVERJ@NFL.JAGUARS.COM](mailto:DEVERJ@NFL.JAGUARS.COM)  
**AMANDA HOLT** | DIRECTOR OF COMMUNICATIONS | [HOLTAF@NFL.JAGUARS.COM](mailto:HOLTAF@NFL.JAGUARS.COM)  
**LYNDSAY ROSSMAN** | DIRECTOR OF BUSINESS COMMUNICATIONS | [ROSSMANL@NFL.JAGUARS.COM](mailto:ROSSMANL@NFL.JAGUARS.COM)  
**DYLAN MORTON** | PUBLIC RELATIONS COORDINATOR | [MORTOND@NFL.JAGUARS.COM](mailto:MORTOND@NFL.JAGUARS.COM)  
**JACOB LAMOTTA** | PUBLIC RELATIONS ASSOCIATE | [LAMOTTAJ@NFL.JAGUARS.COM](mailto:LAMOTTAJ@NFL.JAGUARS.COM)  
 @JAGUARS | @JAGUASPR | JAGUARS.COM



## JACKSONVILLE JAGUARS VS. ATLANTA FALCONS | OCTOBER 1 | 9:30 A.M. ET



### ACROSS THE POND

The Jaguars will head across the pond for their annual trip to London to take on the Atlanta Falcons at historic Wembley Stadium this Sunday. The game will be broadcast on ESPN+ nationally and WFOX locally. Head Coach Doug Pederson spoke about players' mentality heading into their first of two games in London.

"We all know where we can go and what we can become as a football team. They (the players) get excited for that part of it. It's always going to be about us, focusing on our jobs and what we need to do" Pederson said.

### LONDON CALLING

The Jaguars are set to host their first NFC opponent at Wembley Stadium since 2018, when they played the Philadelphia Eagles. 2023 marks the tenth year since Jacksonville has played games in London as a part of the NFL's International Series. In his first ever game in London, QB Trevor Lawrence orchestrated a comeback victory against Miami and became the first rookie starting quarterback in NFL history to win a game in London.

The Jaguars have won four games in the International Series, more than any other team in the NFL.

Date	Stadium	Opponent	Result
Oct. 27, 2013	Wembley	San Francisco	L, 42-10
Nov. 9, 2014	Wembley	Dallas	L, 31-17
Oct. 25, 2015	Wembley	Buffalo	W, 34-31
Oct. 2, 2016	Wembley	Indianapolis	W, 30-27
Sept. 24, 2017	Wembley	Baltimore	W, 44-7
Oct. 28, 2018	Wembley	Philadelphia	L, 24-18
Nov. 3, 2019	Wembley	Houston	L, 26-3
Oct. 17, 2021	Tottenham Hotspur	Miami	W, 23-20
Oct. 30, 2022	Wembley	Denver	L, 21-17

### JACKSONVILLE JAGUARS COMMUNICATIONS STAFF



**John Dever**  
Senior Vice President and Chief Communications Officer



**Amanda Holt**  
Director of Football Communications




**Lyndsay Rossman**  
Director of Business Communications



**Dylan Morton**  
Coordinator, Football Public Relations



**Jacob LaMotta**  
Public Relations Associate



**Celia Oswitch**  
Public Relations Seasonal Assistant

### EVAN ALMIGHTY

Last week against Houston, TE Evan Engram led the Jaguars with seven receptions for 67 yards. Through three games, Engram leads all tight ends in the AFC in receptions (18), receiving yards (173) and yards after catch (133).



Since signing with Jacksonville in 2022, Engram ranks second in the AFC in receptions, third in receiving yards and second in yards after catch among tight ends.

#### RECEPTIONS, AFC TIGHT ENDS, 2023

RK.	PLAYER (TEAM)	RECEPTIONS	REC. YARDS	YAC
1.	TE Evan Engram (JAX)	18	173	133
2.	TE Hunter Henry (N.E.)	13	125	8
3.	TE Gerald Everett (LAC)	11	98	70
	TE Travis Kelce (K.C.)	11	95	24
	TE Dalton Kincaid (BUF)	11	72	45

### 2023 REGULAR SEASON SCHEDULE

Date	Opponent	Time(TV) / Result
Sun. Sept. 10	at Indianapolis Colts	W, 31-21
<b>Sun. Sept. 17</b>	<b>Kansas City Chiefs</b>	<b>L, 17-9</b>
<b>Sun. Sept. 24</b>	<b>Houston Texans</b>	<b>L, 37-17</b>
<b>Sun. Oct. 1</b>	<b>Atlanta Falcons</b>	<b>9:30 a.m. (ESPN+)</b>
Sun. Oct. 8	at Buffalo Bills	9:30 a.m. (NFLN)
<b>Sun. Oct. 15</b>	<b>Indianapolis Colts</b>	<b>1 p.m. (CBS)</b>
Thu. Oct. 19	at New Orleans Saints	8:15 p.m. (Prime Video)
Sun. Oct. 29	at Pittsburgh Steelers	1 p.m. (CBS)
	<b>BYE</b>	--
<b>Sun. Nov. 12</b>	<b>San Francisco 49ers</b>	<b>1 p.m. (FOX)</b>
<b>Sun. Nov. 19</b>	<b>Tennessee Titans</b>	<b>1 p.m. (CBS)</b>
Sun. Nov. 26	at Houston Texans	1 p.m. (CBS)
<b>Mon. Dec. 4</b>	<b>Cincinnati Bengals</b>	<b>8:15 p.m. (ESPN)</b>
Sun. Dec. 10	at Cleveland Browns	1 p.m. (CBS)
<b>Sun. Dec. 17</b>	<b>Baltimore Ravens</b>	<b>8:20 p.m. (NBC)</b>
Sun. Dec. 24	at Tampa Bay Buccaneers	4:05 p.m. (CBS)
<b>Sun. Dec. 31</b>	<b>Carolina Panthers</b>	<b>1 p.m. (CBS)</b>
TBD	at Tennessee Titans	TBD

# JAGUARS INFORMATION

## WEEK 4 MEDIA SCHEDULE

### WEDNESDAY, SEPTEMBER 27

**10:35 a.m.:** Head Coach Doug Pederson available in the media workroom  
**12:20 p.m.:** QB Trevor Lawrence available in the media workroom  
**1:10 - 1:30 p.m.:** Practice open to media  
**3:10 - 3:55 p.m.:** Open locker room

### THURSDAY, SEPTEMBER 28

**10:40 a.m.:** Offensive Coordinator Press Taylor, Defensive Coordinator Mike Caldwell available in the media workroom  
**12:20 - 12:45 p.m.:** Practice open to media  
**2:15 - 3 p.m.:** Open Locker Room

### FRIDAY, SEPTEMBER 29

**2:20 - 2:35 p.m. BST:** Practice open to media at the Grove Hotel in London  
**3:35 p.m. BST:** Players and coaches available at the Grove Hotel in London

### SATURDAY, SEPTEMBER 30

NO MEDIA AVAILABILITY

### SUNDAY, OCTOBER 1

**9:30 a.m. ET / 2:30 p.m. BST:** Kickoff vs. Atlanta at Wembley Stadium

## BROADCAST




Chris Fowler  
(play-by-play)



Louis Riddick  
(analyst)



Dan Orlovsky  
(analyst)



Laura Rutledge  
(sideline reporter)



Frank Frangie  
(play-by-play)



Jeff Lageman  
(analyst)



Tony Boselli  
(analyst)



Bucky Brooks  
(field analyst)



J.P. Shadrick  
(play-by-play)



James Lofton  
(analyst)

## MEDIA SITE

The Jaguars media website is NFLONG.com. For customized access to the NFLONG site, please utilize the username "jaguarsmedia" with the password "jaguarsmedia."

## JAGUARS - FALCONS SERIES

**Head Coach:** Arthur Smith (since 2021 • 16-21, .432)

**Regular Season Series:** 3-5 (.375)

**Home Record:** 2-2 (.500)

**Postseason Series:** 0-0 (.000)

**Road Record:** 1-3 (.250)

Date	Location	Result	Attendance
Nov. 28, 2021	Jacksonville	L 21-14	60,031
Dec. 22, 2019	Atlanta	L, 24-12	70,873
Dec. 20, 2015	Jacksonville	L, 23-17	64,016
Dec. 15, 2011	Atlanta	L, 41-14	68,856
<b>Sept. 16, 2007</b>	<b>Jacksonville</b>	<b>W, 13-7</b>	<b>61,821</b>
Dec. 28, 2003	Atlanta	L, 21-14	70,266
<b>Nov. 7, 1999</b>	<b>Atlanta</b>	<b>W, 30-7</b>	<b>68,466</b>
Dec. 22, 1996	Jacksonville	W, 19-17	71,449

## NUMBERS TO KNOW

# 284

Last week against Houston, RB Travis Etienne Jr. totaled 138 scrimmage yards (88 rushing, 50 receiving) The game marked his ninth time eclipsing 100 scrimmage yards in 20 career games. Through three games, his **284** scrimmage yards rank eighth in the NFL among running backs.

# 156

Last season at Wembley Stadium, RB Travis Etienne Jr. set the franchise record for rushing yards in London with **156** yards rushing on 24 attempts. His performance was the third of five straight games with at least 100 scrimmage yards.

# 133

TE Evan Engram had 52 yards after catch in last week's game against Houston. It was his second straight game with at least 50 yards after catch this season. His **133** yards after catch are the most among tight ends in the NFL and rank fourth in the NFL among all players. He is the only tight end in the league with at least 100 yards after catch.

# 40

**40** of the 52 players on the Jaguars active roster have appeared in a game in London. WR Calvin Ridley will be making his NFL International Series debut.

## PRONUNCIATION GUIDE

Yasir Abdullah  
 C.J. Beathard  
 K'Lavon Chaisson  
 Travis Etienne Jr.  
 Luke Farrell  
 Folorunso Fatukasi  
 Adam Gotsis  
 JaMycal Hasty  
 Tre Herndon  
 Ross Maticcik  
 Chad Muma  
 Foyesade Oluokun  
 Brandon Scherff  
 Travon Walker  
 Andrew Wingard

YA-seer  
 BETH-urd  
 KAY-luh-von CHASE-on  
 ETN  
 FAIR-ull  
 fow-low-RUNE-so faa-too-KAH-see  
 GOT-sis  
 juh-MY-kuhl  
 Tray  
 MATTA-sick  
 MOO-ma  
 Foy-eh-sa-day oh-LOU-a-kuhn  
 SCHER-eff  
 TRAY-von  
 WING-urd



# 10 YEARS IN LONDON

## JAGUARS IN THE UK



## LONDON PLAYER RECORDS

Category	Player	Number	Game
Pass Attempts	QB Gardner Minshew II	47	11/3/19 vs. HOU
Passing Yards	QB Trevor Lawrence	319	10/17/21 vs. MIA
Passing TDs	QB Blake Bortles	4	9/24/17 vs. BAL
Rushing Yards	RB Travis Etienne Jr.	156	10/30/22 vs. DEN
Rec. Yards	WR Cecil Shorts III	119	11/9/14 vs. DAL
Receiving TDs	TE Mercedes Lewis	3	9/24/17 vs. BAL
Sacks	OLB Dawuane Smoot LB Paul Posluszny	1.5 1.5	10/30/22 vs. DEN 10/2/16 vs. IND

The Jaguars nine games played in London are the most by any team in the NFL. In 2023, Jacksonville will be the first NFL team to play twice overseas in a season with one game at Wembley Stadium and one game at Tottenham Hotspur Stadium.

## WR JAMAL AGNEW'S TRIP TO EUROPE



**What did you think about your trip to the UK and Northern Ireland this summer?**

The trip was really fun, usually when we go out there to play it's all business. This time, I got to be a tourist instead of a football player. We got to see Big Ben for the first time, the London Bridge and the London Eye.

**What was your favorite site-seeing spot overseas?**

Buckingham Palace was cool, just how historic and well-guarded it is. We got there right when they did the changing of the guards and it was cool to see them marching out around the courtyard.

**What was your favorite restaurant you went to?**

Sushisamba was so good. They have the best lambchops I've ever had in my life, and I've eaten a lot of lambchops. I think we have a reservation there already.

**What was your favorite activity of the trip?**

The youth football camps were funny because the kids have British accents, but they're super in-tune with American culture and American dances.

## LAST YEAR IN LONDON



## RB TRAVIS ETIENNE JR.

RB Travis Etienne Jr. posted a team-high 156 rushing yards and a touchdown on 24 attempts in last year's game. Etienne set the record for rushing yards by a Jaguar in London at 156 yards, and also set a single-game career-high in rushing yards.

## TE EVAN ENGRAM

TE Evan Engram recorded four receptions for 55 yards and a touchdown, marking his first touchdown as a Jaguar.

## CB TYSON CAMPBELL

CB Tyson Campbell posted five total tackles and an interception.

## UK PLAYER TOUR



During the 2023 Jaguars UK Player Tour, Pro Football Hall of Famer Tony Boselli, OLB Josh Allen, WR Jamal Agnew and LB Devin Lloyd hosted UK Live fan events and community activities throughout London, Liverpool and Belfast.



# HC DOUG PEDERSON & GM TRENT BAALKE



**DOUG PEDERSON**  
HEAD COACH

The Jacksonville Jaguars hired two-time Super Bowl champion and former NFL QB Doug Pederson as head coach on Feb. 3, 2022.

In Pederson's first year as head coach of the Jaguars, he led the team to its first AFC South title and first playoff appearance since 2017. The Jaguars ranked first in the NFL in win differential from the 2021 to 2022 season and also became just the third team since 1970 to draft first overall and win their division the following season. Pederson was named the NFL 101 AFC Coach of the Year and was one of three finalists for AP NFL Coach of the Year.

Pederson, 55, joined the Jaguars after most recently spending five seasons as the head coach (2016-20) of the Philadelphia Eagles, compiling a 46-39-1 record during the regular season and postseason. During his time in Philadelphia, the Eagles made the postseason in three consecutive seasons (2017-19) and won two NFC East titles (2017 and 2019). In 2017, Pederson led the Eagles to their first-ever Super Bowl Championship in Super Bowl LII with a 41-33 victory against the Patriots. In Pederson's tenure, 11 players earned Pro Bowl nods, including six players named to multiple Pro Bowls.

In 2019, the Eagles claimed their second NFC East division title in Pederson's tenure. Philadelphia made their third straight playoff appearance, posting four consecutive wins against divisional opponents to close the season. The team had six players earn Pro Bowl nods and finished in the top half of the NFL in both points per game and points allowed per game. Sanders set rookie records in all-purpose yards (1,327) and rushing yards (818) to lead the offense.

In 2018, the Eagles offense ranked fifth in completions (422), eighth in passing yards (4,524) and eighth in passing yards per game (282.8) while Pederson's defense ranked seventh in rushing defense (1,551), tied for eighth in sacks (44), eighth in first downs allowed (308) and ninth in touchdowns allowed (37).

Pederson directed a historic campaign in 2017, as Philadelphia finished the regular season with a franchise-record-tying 13 wins, earned an NFC East title and the No. 1 seed in the NFC and delivered the first Super Bowl championship in Eagles history. Pederson became the eighth head coach in NFL history to win the Super Bowl in his first two seasons with a team and seventh to win the Super Bowl in his first playoff appearance. In 2017, Wentz earned Associated Press Second-Team All-Pro and Pro Bowl honors. Following Wentz's injury, Pederson prepared backup quarterback Nick Foles to take over Philadelphia's offense. Foles recorded a 100-plus passer rating in all three playoff contests, recorded the highest completion percentage (72.6 percent) in a single postseason in NFL history and garnered Super Bowl LII MVP honors.

As a first-year head coach in 2016, Pederson and the Eagles finished with a 7-9 record while Wentz set Eagles rookie records in passing yards (3,782), completions (379) and passing touchdowns (16). Prior to arriving in Philadelphia, Pederson served as the offensive coordinator of the Kansas City Chiefs from 2013-15, helping the team post a 31-17 regular season record over three seasons.

Before joining Kansas City, Pederson coached the quarterbacks in Philadelphia from 2011-12. In his first year in that role, Pederson saw Michael Vick become the second quarterback in NFL history to top the 3,000-yard passing and 500-yard rushing plateaus in consecutive seasons. Pederson began his pro coaching career as offensive quality control coach with the Eagles from 2009-10.

A 12-year NFL veteran, Pederson played quarterback for the Green Bay Packers, Miami Dolphins, Philadelphia Eagles and Cleveland Browns after originally being signed by the Dolphins as an undrafted rookie in 1991. Pederson played for Green Bay from 1996-98 and 2001-04 and was part of Packer teams that won Super Bowl XXXI, two NFC Championships (1996 and 1997) and six division titles.

Pederson and his wife Jeannie have three sons: Drew and his wife AnnMarie (the couple is expecting their first child); Josh and his wife Ryan (the couple have one son, Brodie, and are expecting their second child); and Joel, who is a senior at Clemson University.



**TRENT BAALKE**  
GENERAL MANAGER

Trent Baalke was hired as the Jaguars general manager on Jan. 21, 2021.

He originally joined the Jaguars in Feb. 2020 as the team's director of player personnel before being named the interim general manager on Nov. 29, 2020.

Baalke and the Jaguars selected a franchise-record 13 players in the 2023 draft, including OL Anton Harrison with the No. 27 overall pick. Thanks to four trades triggered by Baalke, Jacksonville selected a franchise-record 10 players on day three of the NFL Draft. In Nov. 2022, Baalke engineered a trade with the Atlanta Falcons for Wide Receiver Calvin Ridley.

In the 2022 draft, Baalke and the Jaguars selected OLB Travon Walker as the number one overall pick. He subsequently led the Jaguars in reaching deals with an accomplished free agent class, including TE Evan Engram, WR Zay Jones, WR Christian Kirk, LB Foye Oluokun, OL Brandon Scherff, and CB Darius Williams. Baalke's free-agent haul helped establish a culture in Jacksonville that withstood a 3-7 start before rebounding to win the AFC South (9-8) and defeat the Chargers in one of the greatest comebacks in NFL postseason history.

Engram went on to set the franchise record in receptions and yards for a tight end. Jones recorded a personal mark for receptions (82) in a single season and, likewise, Kirk set personal highs in receptions (84) and touchdowns (8), as they helped take Jacksonville's offense to a new level. Oluokun and Scherff were both voted as captains for the 2022 season, and Williams provided vital veteran leadership for a defense that finished first in the league in passes defended with 95.

In his first draft as general manager in Jacksonville, Baalke and the Jaguars selected QB Trevor Lawrence with the first overall selection of the 2021 draft. With the pick, Lawrence became the first No. 1 overall selection made by both Baalke and the Jaguars. The Clemson product set rookie franchise records in both completions (359) and passing yards (3,641) in his inaugural season with the Jaguars. Second-round selection CB Tyson Campbell finished his rookie season with 10 passes defended, good for fifth all-time among rookies in franchise history. Seven of Baalke's nine 2021 draft selections saw playing time during the 2021 season.

Prior to arriving in Jacksonville, Baalke spent 12 seasons with the San Francisco 49ers, ascending to general manager (2011-16) after stints as western region scout (2005-07); director of player personnel (2008-09); and vice president of player personnel (2010) to. He was named Executive of the Year following the 2011 season by the Pro Football Writers of America and Pro Football Weekly after transforming a 6-10 team into a 13-3 team in his first season as general manager with San Francisco.

During Baalke's tenure in the Bay Area, the 49ers appeared in three consecutive NFC Championship games (2011-13) and Super Bowl XLVII, while tallying a 5-3 postseason record. After Baalke began overseeing all player acquisitions in 2010, six acquired players accounted for nine All-Pro selections, while eight of those players earned Pro Bowl honors. Overall, the 49ers produced 24 All-Pro selections and 35 Pro Bowl nods from 2010-16.

He previously spent four years with Washington's scouting staff, serving as the college scouting coordinator in his final season. From 2001-03, he was a national scout. Baalke began his NFL career as a personnel scout with the New York Jets from 1998-2000.

Prior to his NFL career, Baalke worked as a defensive line and strength and conditioning coach at South Dakota State from 1990-95 before working as the athletic director at Shanley High School in Fargo, N.D. in 1996 and 1997. He began his coaching career as a graduate assistant at North Dakota State in 1989, helping the team finish with a 14-0 record and Division II National Championship.

The Rosendale, Wis. native earned a bachelor's degree in health and physical education at Bemidji State (Minn.), where he played outside linebacker and was an All-Northern Sun Conference and All-Midwest Region honoree. He and his wife, Beth, have two daughters, Katy and Cassie.



# ASSISTANT COACHES



**Press Taylor** - Offensive Coordinator  
**NFL Experience: 11 | Jaguars Experience: 2**

Press Taylor enters his second season as the offensive coordinator for the Jacksonville Jaguars. In 2022, he helped the offense record the most scrimmage yards in franchise history. The Jaguars were one of only two teams in the NFL to have three players with 70 or more receptions (WR Zay Jones, WR Christian Kirk, TE Evan Engram). The Jaguars 2022 offense finished in the top three in franchise history in several categories including completion percentage (66.1%, first), first downs (352, first) and total points (404, third).



**Mike Caldwell** - Defensive Coordinator  
**NFL Experience: 16 | Jaguars Experience: 2**

Mike Caldwell enters his second season as the defensive coordinator for the Jaguars. In his first season as defensive coordinator in the NFL, Caldwell's defense finished first in passes defended in the NFL (95). Jacksonville's defense finished with 27 turnovers under Caldwell in 2022, a +18 differential from the 2021 season. Last season, LB Foye Oluokun set the franchise single-season record for total tackles with 184, topping Paul Posluszny's 162 tackles in 2013.



**Heath Farwell** - Special Teams Coordinator  
**NFL Experience: 8 | Jaguars Experience: 2**

Heath Farwell enters his second season with the Jaguars as the team's special teams coordinator. In 2022, he helped K Riley Patterson convert 30 of 35 field goal attempts, including a game-tying field goal against the Cowboys to send the game into overtime and a game-winning field goal in the Wild Card Playoff game against the Chargers. LB Caleb Johnson was tied for second in the league with 16 special teams tackles. WR and returner Jamal Agnew was named to the 2023 Pro Bowl Games. In two playoff games last season, Agnew had seven kickoff returns for 265 yards (37.9 avg), including a long of 63 yards against Kansas City in the Divisional Round.

## ASSISTANT COACHES



**Richard Angulo**  
 Tight Ends Coach



**Greg Austin**  
 Offensive Quality Control Coach



**Andrew Breiner**  
 Assistant Quarterbacks Coach



**Chad Hall**  
 Wide Receivers Coach



**Nick Holz**  
 Passing Game Coordinator



**Mike McCoy**  
 Quarterbacks Coach



**Bernie Parmalee**  
 Running Backs Coach



**Phil Rauscher**  
 Offensive Line Coach



**Tyler Tettleton**  
 Assistant Wide Receivers Coach



**Todd Washington**  
 Assistant Offensive Line Coach



**Nick Williams**  
 Offensive Quality Control Coach



**Brentson Buckner**  
 Defensive Line Coach



**Sean Cullina**  
 Defensive Quality Control Coach



**Tony Gilbert**  
 Inside Linebackers Coach



**Cody Grimm**  
 Safeties Coach



**Tee Mitchell**  
 Defensive Quality Control Coach



**Patrick Reilly**  
 Defensive Quality Control Coach



**Rory Segrest**  
 Assistant Defensive Line Coach



**Bill Shuey**  
 Outside Linebackers Coach



**Bob Sutton**  
 Senior Defensive Assistant



**Deshea Townsend**  
 Passing Game Coordinator/  
 Cornerbacks Coach



**Luke Thompson**  
 Assistant Special Teams Coach



# PLAYERS TO COACHES

The Jaguars coaching staff consists of 12 former NFL players, including Head Coach Doug Pederson. Seven members of the staff have won Super Bowls.



**DOUG PEDERSON**

**Current Title:** Head Coach  
**Playing Position:** Quarterback  
**College:** Louisiana Monroe  
**Teams:** G.B., MIA, PHI, CLE



**MIKE CALDWELL**

**Current Title:** Defensive Coord.  
**Playing Position:** Linebacker  
**College:** Middle Tennessee State  
**Teams:** CLE, BAL, ARI, CHI, CAR



**HEATH FARWELL**

**Current Title:** Special Teams Coord.  
**Playing Position:** Linebacker  
**College:** San Jose State/San Diego State  
**Teams:** MIN, SEA



**MIKE MCCOY**

**Current Title:** Quarterbacks Coach  
**Playing Position:** Quarterback  
**College:** Long Beach State/Utah  
**Teams:** DEN, GB, S.F., PHI



**CHAD HALL**

**Current Title:** Wide Receivers Coach  
**Playing Position:** Wide Receiver  
**College:** Air Force  
**Teams:** PHI, S.F., KC



**RICHARD ANGULO**

**Current Title:** Tight Ends Coach  
**Playing Position:** Tight End  
**College:** Western New Mexico  
**Teams:** STL, MIN, JAX



**BERNIE PARMALEE**

**Current Title:** Running Backs Coach  
**Position:** Running Back  
**College:** Ball State  
**Teams:** MIA, NYJ



**TODD WASHINGTON**

**Title:** Asst. Offensive Line Coach  
**Position:** Guard/Center  
**College:** Virginia Tech  
**Teams:** TB, HOU



**BRENTSON BUCKNER**

**Title:** Defensive Line Coach  
**Position:** Defensive Tackle  
**College:** Clemson  
**Teams:** PIT, CIN, S.F., CAR



**TONY GILBERT**

**Title:** Linebackers Coach  
**Position:** Linebacker  
**College:** Georgia  
**Teams:** JAX, ATL



**CODY GRIMM**

**Title:** Safeties Coach  
**Position:** Safety  
**College:** Virginia Tech  
**Teams:** TB



**DESHEA TOWNSEND**

**Title:** Passing Game Coordinator/  
 Cornerbacks Coach  
**Position:** Cornerback  
**College:** Alabama  
**Teams:** PIT, IND



# CONNECTIONS

## FALCONS CONNECTIONS TO JAGUARS

PLAYER	PREV. POSITION
DL Calais Campbell	DL (2017-2019)
COACH	PREV. POSITION
Offensive Line Coach Dwayne Ledford	Player, C (2000)

## JAGUARS CONNECTIONS TO FALCONS

PLAYER	PREV. POSITION
LB Foyesade Oluokun	LB (2018-2021)
WR Calvin Ridley	WR (2018-2022)
COACH	PREV. POSITION
Running Backs Coach Bernie Parmalee	Running Backs Coach (2018) Asst. Specials Teams Coord/ Offensive Asst. (2019) Running Backs Coach/ Special Teams Coord. (2020)
Senior Defensive Assistant Bob Sutton	Senior Defensive Assistant (2019-2020)
Inside Linebackers Coach Tony Gilbert	Player, LB (2008-2009)



LB Foyesade Oluokun appeared in 64 games including 42 starts with the Falcons from 2018-2021. While in Atlanta, he posted 450 total tackles, 18 quarterback hits, 11 passes defended, seven forced fumbles, 5.0 sacks and five interceptions.

## ROSTER FACTS

**Oldest Jaguars Player:** Tyler Shatley, 32

**Youngest Jaguars Player:** Tank Bigsby, 21

**Tallest Jaguars Player:** Walker Little, 6'7"

**Shortest Jaguars Player:** Ja'Mycal Hasty, 5'8"

**Most Seasons with the Jaguars:** Tyler Shatley, 10

**College with the Most Jaguars:** Clemson, Auburn, 3

**Drafted by Jaguars:** 25

**Florida Natives:** 7

## COLLEGE CONNECTIONS

FALCONS		JAGUARS
TE John FitzPatrick (2018-2021)		CB Tyson Campbell (2018-2020) OLB Travon Walker (2019-2021)
WR Josh Ali (2017-2021)		OLB Josh Allen (2015-2018) OL Luke Fortner (2016-2021)
DL Joe Gaziano (2015-2019)		OL Blake Hance (2015-2018)
OLB Arnold Ebiketie (2017-2020)		CB Christian Braswell (2017-2020)
OLB Arnold Ebiketie (2021)		WR Parker Washington (2020-2022) TE Brenton Strange (2019-2022)
OL Matthew Bergeron (2019-2022)		S Andre Cisco (2018-2020)
DL Zach Harrison (2019-2022) LS Liam McCullough (2016-2019) CB Jeff Okudah (2017-2019) OL Isaiah Prince (2015-2018)		TE Luke Farrell (2016-2020)
OL Drew Dalman (2017-2020)		OL Walker Little (2017-2020)
DL Albert Huggins (2015-2018) CB A.J. Terrell (2017-2019) DL Grady Jarrett (2011-2014) P Bradley Pinion (2012-2014)		QB Trevor Lawrence (2018-2020) RB Travis Etienne Jr. (2017-2020) OL Tyler Shatley (2009-2013)
CB Clark Phillips III (2020-2022)		LB Devin Lloyd (2017-2021)

## PRO CONNECTIONS

FALCONS		JAGUARS
LB Tae Davis (2018-2019) OL Lorenzo Carter (2018-2021)		TE Evan Engram (2017-2021)
QB Taylor Heinicke (2017) TE MyCole Pruitt (2017-2018)		DT Angelo Blackson (2017-2019)
LB Tae Davis (2019-2020, 2022) WR KhaDarel Hodge (2019-2020)		OL Blake Hance (2020-2021) RB D'Ernest Johnson (2019-2022)
DL Albert Huggins (2020) CB Jeff Okudah (2020-2022)		WR Jamal Agnew (2017-2020)
DL Joe Gaziano (2020-2022) K Younghoe Koo (2017-2019)		S Rayshawn Jenkins (2017-2020)
WR Scotty Miller (2019-2022) P Bradley Pinion (2019-2021)		DL Jeremiah Ledbetter (2018-2020)
RB Cordarrelle Patterson (2019-2020)		DL Roy Robertson-Harris (2017-2020)
TE MyCole Pruitt (2017)		WR Zay Jones (2017-2019)
QB Taylor Heinicke (2020-2022)		OL Brandon Scherff (2015-2021)
WR KhaDarel Hodge (2018)		CB Darius Williams (2018-2021)
TE MyCole Pruitt (2021)		RB Ja'Mycal Hasty (2020-2021)

## JAGUARS TO THE UK

On the active roster, 40 out of 52 players have played in London before. It will be the first overseas NFL game for OL Blake Hance, RB D'Ernest Johnson, WR Calvin Ridley and all nine rookies. Three players have played an NFL game in London representing a different team, including DT Angelo Blackson with the Texans in 2019, K Brandon McManus with the Broncos in 2022 and DL Jeremiah Ledbetter with the Buccaneers in 2019.

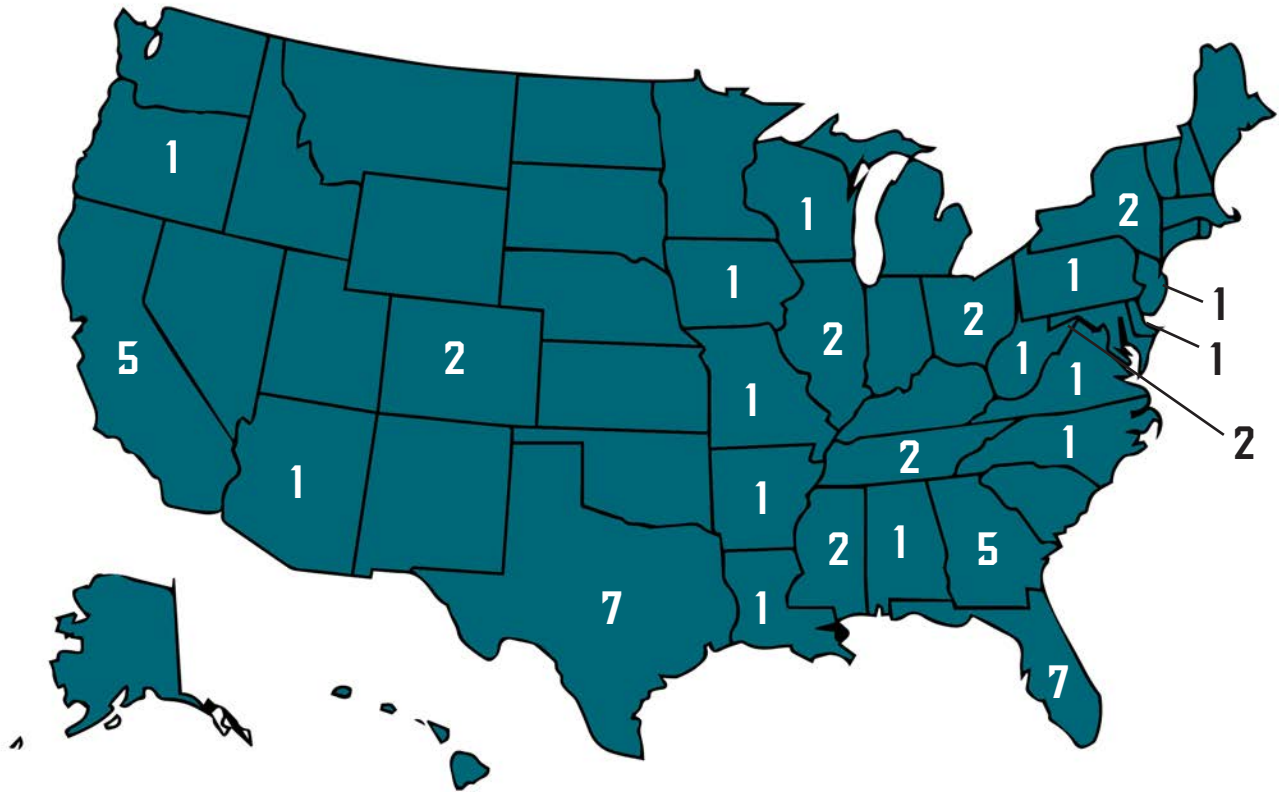




# JAGUAR STATE OF MIND

## WHERE DOES THE JAGUARS ROSTER COME FROM?

Jaguars players on the active roster represent 24 states and one country. Florida and Texas are tied for the state with most players at seven. DL Adam Gotsis is the only player not originally from the United States on the active roster. The seven-year veteran is from Melbourne, Australia.



### ALABAMA (1)

S Daniel Thomas - Montgomery

### ARIZONA (1)

WR Christian Kirk - Scottsdale

### ARKANSAS (1)

CB Montaric Brown - Ashdown

### CALIFORNIA (5)

DL Roy Robertson-Harris - Oakland  
LB Devin Lloyd - Chula Vista  
WR Elijah Cooks - Atascadero  
WR Jamal Agnew - San Diego  
LB Caleb Johnson - Point Loma

### COLORADO (2)

S Andrew Wingard - Arvada  
LB Chad Muma - Lone Tree

### DELAWARE (1)

DT Angelo Blackson - Bear

### FLORIDA (7)

CB Darius Williams - Jacksonville  
WR Calvin Ridley - Fort Lauderdale  
LB Shaquille Quarterman - Orange Park  
S Rayshawn Jenkins - St. Petersburg  
CB Tyson Campbell - Miramar  
OLB Yasir Abdullah - Miramar  
RB D'Ernest Johnson - Immokalee

### GEORGIA (5)

OLB Travon Walker - Thomaston  
QB Trevor Lawrence - Cartersville  
TE Evan Engram - Powder Springs  
DL Jeremiah Ledbetter - Gainesville  
RB Tank Bigsby - LaGrange

### ILLINOIS (2)

S Antonio Johnson - East St. Louis  
OL Blake Hance - Jacksonville

### IOWA (1)

OL Brandon Scherff - Denison

### LOUISIANA (1)

RB Travis Etienne Jr. - Jennings

### MISSISSIPPI (2)

P Logan Cooke - Darburn  
WR Tim Jones - Biloxi

### MISSOURI (1)

LB Foyesade Oluokun - St. Louis

### NEW JERSEY (1)

OLB Josh Allen - Montclair

### NEW YORK (2)

S Andre Cisco - Queens  
DL Folorunso Fatukasi - Far Rockaway

### NORTH CAROLINA (1)

OL Tyler Shatley - Icard

### OHIO (2)

TE Luke Farrell - Perry  
OL Luke Fortner - Sylvania

### OREGON (1)

OL Ben Bartch - Dayton

### PENNSYLVANIA (1)

K Brandon McManus - Lansdale

### TENNESSEE (2)

QB C.J. Beathard - Franklin  
CB Tre Herndon - Chattanooga

### TEXAS (7)

OLB K'Lavon Chaisson - Houston  
WR Zay Jones - Austin  
OL Walker Little - Houston  
LS Ross Maticik - McKinney  
RB JaMycal Hasty - Longview  
WR Parker Washington - Sugarland  
DL Tyler Lacy - Sachse

### WASHINGTON D.C. (2)

OL Anton Harrison  
CB Christian Braswell

### WEST VIRGINIA (1)

TE Brenton Strange - Parkersburg

### WISCONSIN (1)

OL Cole Van Lanen - Green Bay

### AUSTRALIA (1)

DL Adam Gotsis - Melbourne



# PLAYER NOTES

## TOP OF HIS CLASS

QB Trevor Lawrence has completed 819 passes since being selected first overall in the 2021 NFL Draft. He has the most completions among all quarterbacks from the 2021 draft class.

### CAREER COMPLETIONS, 2021 DRAFT CLASS

RK.	PLAYER (TEAM)	COMPLETIONS
1.	QB Trevor Lawrence (JAX)	819
2.	QB Mac Jones (N.E.)	721
3.	QB Davis Mills (HOU)	555
4.	QB Justin Fields (CHI)	402
5.	QB Zach Wilson (NYJ)	389

Lawrence's 8,490 passing yards are the most among all quarterbacks from the 2021 draft class.

### CAREER PASSING YARDS, 2021 DRAFT CLASS

RK.	PLAYER (TEAM)	PASS YARDS
1.	QB Trevor Lawrence (JAX)	8,490
2.	QB Mac Jones (N.E.)	7,546
3.	QB Davis Mills (HOU)	5,782
4.	QB Justin Fields (CHI)	4,638
5.	QB Zach Wilson (NYJ)	4,489

Lawrence has rushed for 684 yards since entering the NFL in 2021, the second-most among all quarterbacks from the 2021 draft class.

### CAREER RUSHING YARDS, QUARTERBACKS, 2021 DRAFT CLASS

RK.	PLAYER (TEAM)	ATTEMPTS	RUSH YDS
1.	QB Justin Fields (CHI)	256	1,672
2.	QB Trevor Lawrence (JAX)	150	684
3.	QB Zach Wilson (NYJ)	67	330
4.	QB Mac Jones (N.E.)	102	284
5.	QB Trey Lance (S.F.)	54	235

Lawrence currently ranks second in passing touchdowns among all quarterbacks from the 2021 draft class.

### CAREER PASSING TDs, 2021 DRAFT CLASS

RK.	PLAYER	PASSING TDs
1.	QB Mac Jones (N.E.)	41
2.	QB Trevor Lawrence (JAX)	40
3.	QB Davis Mills (HOU)	33
4.	QB Justin Fields (CHI)	27
5.	QB Zach Wilson (NYJ)	17

## FOUR THE WIN

QB Trevor Lawrence threw four touchdowns in the Wild Card round against the Chargers last season. His four-touchdown performance stands as the most passing touchdowns in a postseason game in franchise history. Lawrence also became the youngest player in NFL history to throw four touchdowns in a postseason game.

### PASSING TOUCHDOWNS IN A POSTSEASON GAME, FRANCHISE HISTORY

RK.	PLAYER (GAME)	TDs
1.	QB Trevor Lawrence (Jan. 4, 2023 vs. LAC)	4
2.	QB Mark Brunell (Jan. 10, 1999 at NYJ)	3
3.	Four Times	2

## LASER LAWRENCE

QB Trevor Lawrence completed 24 passes for 241 yards and two touchdowns in Week 1 against the Colts. He became the first quarterback in franchise history to throw for at least 240 yards in three straight Week 1 games.

### PLAYERS WITH AT LEAST 240 PASSING YARDS IN WEEK 1, FRANCHISE HISTORY

DATE/OPPONENT	COMPLETIONS	PASS YDS
QB Trevor Lawrence 9/12/2021 at HOU	28	332
QB Trevor Lawrence 9/11/2022 at WAS	24	275
QB Trevor Lawrence 9/10/2023 at IND	24	241

Through three weeks, Lawrence has completed a total of 736 passing yards ranking seventh overall among quarterbacks in the AFC.

### PASSING YARDS, AFC, 2023

RK.	PLAYER (TEAM)	PASS YARDS
1.	QB Tua Tagovailoa (MIA)	1,024
2.	QB Justin Herbert	939
3.	QB C.J. Stroud (HST)	906
4.	QB Patrick Mahomes (K.C.)	803
5.	QB Russell Wilson (DEN)	791
6.	QB Mac Jones (NE)	748
7.	QB Trevor Lawrence (JAX)	736
8.	QB Josh Allen (BUF)	728
9.	QB Jimmy Garoppolo (L.V.)	709
10.	QB Kenny Pickett (PIT)	689



In addition to Lawrence's 736 passing yards, he has also recorded 59 rushing yards. Lawrence is one-of-four quarterbacks in the NFL to have over 700 passing yards and at least 55 rushing yards.

### PLAYERS WITH AT LEAST 700 PASSING YARDS & 55 RUSHING YARDS, NFL, 2023

RK.	PLAYER (TEAM)	PASS YDS	RUSH YDS
1.	QB Patrick Mahomes (K.C.)	803	103
2.	QB Russell Wilson (DEN)	791	57
3.	QB Trevor Lawrence (JAX)	736	59
4.	QB Josh Allen (BUF)	728	89



# PLAYER NOTES

## EAZY E

TE Evan Engram caught seven passes for 67 yards in Week 3's matchup against the Texans. He now has 173 receiving yards which ranks third in the NFL among tight ends.

### RECEIVING YARDS, TIGHT ENDS, NFL, 2023

RK.	PLAYER (TEAM)	RECEPTIONS	YARDS
1.	TE Sam LaPorta (DET)	18	186
2.	TE T.J. Hockenson (MIN)	23	179
3.	TE <b>Evan Engram</b> (JAX)	18	173
4.	TE George Kittle (S.F.)	13	139
5.	TE Darren Waller (NYG)	12	132

Engram averages 9.6 yards-per-reception which is tied for fifth-most among tight ends with at least 10 receptions.

### YARDS-PER-RECEPTION WITH AT LEAST 10 RECEPTIONS, TIGHT ENDS, NFL, 2023

RK.	PLAYER (TEAM)	RECEPTIONS	YARDS
1.	TE Luke Musgrave (G.B.)	11	11.3
2.	TE Darren Waller (NYG)	12	11.0
3.	TE George Kittle (S.F.)	13	10.7
4.	TE Sam LaPorta (DET)	18	10.3
5.	TE <b>Evan Engram</b> (JAX)	18	9.6
	TE Hunter Henry (N.E.)	13	9.6

In Engram's first season with Jacksonville, he recorded 73 receptions for 766 yards and four touchdowns. Engram's 766 yards is the most single-season receiving yards among tight ends in franchise history (766).

### RECEIVING YARDS, TIGHT ENDS, SEASON, FRANCHISE HISTORY

RK.	PLAYER	RECEPTIONS	YARDS
1.	TE <b>Evan Engram</b> (2022)	73	766
2.	TE Kyle Brady (2000)	64	729
3.	TE Mercedes Lewis (2010)	58	700
4.	TE Pete Mitchell (1996)	52	575
5.	TE Mercedes Lewis (2012)	52	540

After playing just 20 games with the Jaguars, Engram's yards-after-catch (591) ranks second among tight ends in franchise history.

### YARDS AFTER CATCH, TIGHT ENDS, FRANCHISE HISTORY

RK.	PLAYER (YEARS)	RECEPTIONS	YAC
1.	TE Mercedes Lewis	375	1,936
2.	TE <b>Evan Engram</b>	91	591
3.	TE James O'Shaughnessy	104	502
4.	TE Clay Harbor	64	356
5.	TE Zach Miller	45	259



## CAPTAIN KIRK

In Week 2 of the 2023 regular season, WR Christian Kirk recorded 11 receptions for 110 yards. His 11 receptions are tied for fourth-most in the NFL for a single game in 2023.

### RECEPTIONS, WIDE RECEIVERS, AFC, 2023

RK.	PLAYER (TEAM)	RECEPTIONS
1.	WR Keenan Allen (LAC)	18
2.	WR Puka Nacua (LAR)	15
3.	WR Davante Adams (L.V.)	13
4.	WR <b>Christian Kirk</b> (JAX)	11
	WR Tyreek Hill (MIA)	11
	WR CeeDee Lamb (DAL)	11
	WR Justin Jefferson (MIN)	11
	WR Adam Thielen (CAR)	11

In Week 3, WR Christian Kirk recorded four receptions for 54 yards and one touchdown, marking his first of the season. Kirk now has nine total touchdowns with the Jaguars and is only three touchdowns away from tying for 10th all-time in receiving touchdowns among wide receivers in franchise history. He ranks first among Jaguars receivers who have recorded 100 receptions or less and teammate Zay Jones ranks third.

### RECEIVING TOUCHDOWNS, WIDE RECEIVERS, FRANCHISE HISTORY

RK.	PLAYER (TEAM)	GAMES	REC.	TDs
1.	WR <b>Christian Kirk</b>	20	100	9
2.	WR Chris Conley	31	87	7
3.	WR <b>Zay Jones</b>	18	87	6
	WR Justin Blackmon	20	93	6
	WR Dennis Northcutt	29	88	6

In Week 1 of the 2022 regular season, WR Christian Kirk made his Jaguars debut and posted six receptions for 117 yards. Recently WR Calvin Ridley recorded eight receptions for 101 yards in Week 1 of the 2023 season. They are two-of-four receivers in franchise history to record 100-plus receiving yards in their team debut.

### 100+ RECEIVING YARDS, JAGUARS DEBUT, FRANCHISE HISTORY

PLAYER	REC. YARDS	YEAR
WR <b>Christian Kirk</b>	117	2022
WR Allen Hurns	110	2014
WR Troy Edwards	111	2003
WR <b>Calvin Ridley</b>	101	2023



# PLAYER NOTES

## AGENT O

In his Jaguar debut, WR Calvin Ridley recorded eight receptions for 101 yards and one touchdown. His 101 receiving yards ranked third in the AFC in Week 1.

### RECEIVING YARDS, WEEK 1, AFC, 2023

RK.	PLAYER (TEAM)	RECEPTIONS	YARDS
1.	WR Tyreek Hill (MIA)	11	215
2.	WR Stefon Diggs (BUF)	10	102
3.	WR Calvin Ridley (JAX)	8	101
4.	WR Michael Pittman Jr. (IND)	8	97
5.	WR Jakobi Meyers (L.V.)	9	81

WR Calvin Ridley recorded 1,374 receiving yards during his last full season in 2020, tying for fifth in the NFL. His 15.3 yards per reception ranked third among receivers who had at least 80 receptions.

### RECEIVING YARDS, NFL, 2020

RK.	PLAYER (TEAM)	RECEPTIONS	YARDS
1.	WR Stefon Diggs (BUF)	127	1,535
2.	TE Travis Kelce (K.C.)	105	1,416
3.	WR DeAndre Hopkins (ARI)	115	1,407
4.	WR Justin Jefferson (MIN)	88	1,400
5.	WR Calvin Ridley (ATL)	90	1,374
	WR Davante Adams (G.B.)	115	1,374

### YARDS PER RECEPTION, MINIMUM 80 RECEPTIONS, NFL, 2020

RK.	PLAYER (TEAM)	RECEPTIONS	YDS/REC.
1.	WR Justin Jefferson (MIN)	88	15.9
2.	WR DK Metcalf (SEA)	83	15.7
3.	WR Calvin Ridley (ATL)	90	15.3
4.	WR Tyreek Hill (K.C.)	97	14.7
5.	WR Brandin Cooks (HOU)	81	14.2



## NOTE THE QUOTE: CALVIN RIDLEY

"For anybody who said he had to knock the rust off was dead wrong. He looked incredible, great speed, great hands, just playing with a lot of confidence and a lot of swag. I was very happy for him to get in the end zone, I guess rightfully so, first for us. It was awesome."

- WR Zay Jones

## HAVE A DAY ZAY

In Week 1, WR Zay Jones recorded five receptions for 55 yards and one touchdown. His touchdown was scored with four-minutes left in the second quarter to give the Jaguars a 14-7 lead, marking the second time Jones has scored a touchdown in Week 1, he last scored a touchdown in Week 1 on 9/13/2021 against Baltimore.



In Week 15 of the 2022 regular season, Jones posted six receptions for 109 yards and three touchdowns. Jones is one-of-three Jaguars wide receivers to record 3 receiving touchdowns in a game and is the only one to do it in his first year with the team.

### SINGLE-GAME RECEIVING TDs, WIDE RECEIVERS, FRANCHISE HISTORY

PLAYER (YEAR)	DATE (OPP.)	TDs
WR Zay Jones	12/18/22 vs. DAL	3
WR Allen Robinson II	12/6/15 at TEN	3
WR Jimmy Smith	9/10/2000 at BAL	3

## RUNNING FREETIME

In 2023, RB Travis Etienne Jr. has had 49 rushing attempts and recorded 205 rushing yards including one rushing touchdown. His 205 rushing yards rank fifth among running backs in the AFC.

### RUSHING YARDS, AFC, 2023

RK.	PLAYER (TEAM)	CARRIES	YARDS
1.	RB James Cook (BUF)	44	267
2.	RB Raheem Mostert (MIA)	41	240
3.	RB Zack Moss (IND)	48	210
4.	RB De'Von Achane (MIA)	19	208
5.	RB Travis Etienne Jr. (JAX)	49	205
6.	RB Nick Chubb (CLE)	28	170
7.	RB Derrick Henry (TEN)	51	163
8.	RB Jerome Ford (CLE)	41	160
9.	RB Isiah Pacheco (K.C.)	35	155
10.	RB Breece Hall (NYJ)	26	154

Etienne is currently tied for the most yards-per-rush (4.9) among running backs the 2021 draft class with at least 250 rushing attempts.

### YARDS PER RUSH WITH AT LEAST 230 ATTEMPTS, 2021 DRAFT CLASS, NFL

RK.	PLAYER (TEAM)	CARRIES	YARDS/RUSH
1.	RB Travis Etienne Jr. (JAX)	269	4.9
	RB Khalil Herbert (CHI)	255	4.9
3.	RB Elijah Mitchell (S.F.)	268	4.8
4.	RB Rhamondre Stevenson (N.E.)	389	4.6
5.	RB Javonte Williams (DEN)	286	4.4



# PLAYER NOTES

## TRUST IN TRAVIS

RB Travis Etienne Jr. rushed for 109 yards on 20 carries on Jan. 14 in the Wild Card game against the Chargers, marking the second-most rushing yards by a player in his first career postseason game in franchise history. His 25-yard run in the fourth quarter on 4th and 1 set up the game-winning 36-yard field goal.

### RUSHING YARDS, FIRST POSTSEASON GAME OF CAREER, FRANCHISE HISTORY

RK.	PLAYER	GAME	YARDS
1.	RB Fred Taylor	Jan. 3, 1999 vs. NE	162
2.	RB <b>Travis Etienne Jr.</b>	Jan. 14, 2023 vs. LAC	109
3.	QB Blake Bortles	Jan. 7, 2018 vs. BUF	88
4.	RB Leonard Fournette	Jan. 16, 2023 vs. DAL	57
5.	RB Maurice Jones-Drew	Jan. 5, 2008 at PIT	29

Last season, Etienne reached 1,000 rushing yards in Week 16 against the Jets. He became the fourth running back in franchise history to record at least 1,000 rushing yards in his first 15 career games. Through a Jaguars players' first 20 games, Etienne is fourth.

### RUSHING YARDS, FIRST 20 GAMES FRANCHISE HISTORY

RK.	PLAYER	YEAR	YARDS
1.	RB Fred Taylor	1998-99	1,604
2.	RB James Robinson	2020-21	1,530
3.	RB Leonard Fournette	2017-18	1,436
4.	RB <b>Travis Etienne Jr.</b>	2022-23	1,330
5.	RB Maurice Jones-Drew	2006-07	1,041

### RUSHING YARDS, UNDER 250 ATTEMPTS, NFL, 2022

RK	PLAYER	YARDS	CARRIES	YDS/ATT
1.	RB Christian McCaffrey (SF)	1,139	244	4.7
2.	RB <b>Travis Etienne Jr. (JAX)</b>	1,125	220	5.1
3.	RB Aaron Jones (G.B.)	1,121	213	5.3



## NOTE THE QUOTE: TRAVIS ETIENNE JR.

"He's a great player, he's in a really good place. What he's worked on this offseason and training camp has helped him and helped him to be a good running back. We're excited as a staff, we're excited for me to watch him play and see him pick up from where he left off."

- HC Doug Pederson

## JOSHIN' AROUND

Through three games, OLB Josh Allen has recorded 3.0 sacks, 13 tackles (eight solo) and is one-of-six players in the AFC to have double digit tackles and 3.0 sacks.

### AT LEAST 10 TACKLES, 3.0+ SACKS AFC, 2023

RK.	PLAYER (TEAM)	TOTAL TACKLES	SACKS
1.	LB T.J. Watt (PIT)	11	6.0
2.	LB Matt Judon (N.E.)	11	4.0
3.	DL Denico Autry (TEN)	10	3.5
4.	OLB <b>Josh Allen (JAX)</b>	13	3.0
	DL Kwity Paye (IND)	12	3.0
	DB Kyle Hamilton (BAL)	16	3.0

Allen has recorded 30.5 sacks in 60 career games, the second-most among all players in franchise history through their first 60 games.

### SACKS, FIRST 60 GAMES, FRANCHISE HISTORY

RK.	PLAYER	SACKS
1.	DE Yannick Ngakoue (2016-19)	35.5
2.	OLB <b>Josh Allen (2019-23)</b>	30.5
3.	DE Tony Brackens (1996-99)	29.5
4.	DE Bobby McCray (2004-06)	23.0
5.	LB Kevin Hardy (1996-99)	19.0
	DL Jeremy Mincey (2007-12)	19.0

Allen's 30.5 sacks since his rookie year rank in the top five among the 2019 NFL draft class.

### SACKS, 2019 DRAFT CLASS

RK.	PLAYER (TEAM)	GAMES	SACKS
1.	DL Nick Bosa (S.F.)	54	44.0
2.	LB Brian Burns (CAR)	67	41.0
3.	DL Maxx Crosby (L.V.)	69	39.5
4.	DL Montez Sweat (WAS)	62	32.0
5.	OLB <b>Josh Allen (JAX)</b>	60	30.5

In 2022, Allen ranked fourth in quarterback pressures among pass rushers (64) according to Pro Football Focus.

### QB Pressures by Pass Rushers, NFL, 2022

RK.	PLAYER (TEAM)	PRESSURES
1.	DE Nick Bosa (S.F.)	73
2.	DL Myles Garrett (CLE)	72
3.	LB Micah Parsons (DAL)	70
4.	OLB <b>Josh Allen (JAX)</b>	64
5.	OLB Alex Highsmith (PIT)	63

In 2022, Allen tied for seventh in hurries by a pass rusher (44) according to PFF.

## NOTE THE QUOTE: ON JOSH ALLEN

"He knows that he's a leader of this team and he's a playmaker on this team and he has the ability to make plays. You've seen a couple of examples of that during camp and he'll just continue. Josh is a guy that we expect a lot of and he expects a lot of himself and he's working to get it done."

- Defensive Coordinator Mike Caldwell



# PLAYER NOTES

## SUM 41

### PFF Hurries by Pass Rushers, NFL, 2022

RK.	PLAYER (TEAM)	HURRIES
1.	LB Micah Parsons (DAL)	61
2.	DL Za'Darius Smith (MIN)	53
3.	DL Chris Jones (K.C.)	50
4.	DL Jerry Hughes (HOU)	49
5.	DL Myles Garrett (CLE)	47
	LB Danielle Hunter (MIN)	47
7.	OLB <b>Josh Allen</b> (JAX) & three others	44



## DEVIN-11

LB Devin Lloyd recorded 11 tackles (five solo) and two passes defended in Week 2 against Kansas City. Lloyd is one of five players in the NFL to record double digit tackles and at least two passes defended in a single-game in 2023. This performance marks the fourth time that Lloyd has recorded double digit tackles in a single-game in his career.

### 10+ TACKLES, AT LEAST 2 PASSES DEFENSED, SINGLE-GAME, NFL, 2023

PLAYER (TEAM)	TOTAL TACKLES	PDs
LB Devin Lloyd (JAX)	11	2
DB Reed Blakenship (PHI)	12	2
DB Jessie Bates (ATL)	10	2
DB Brandon Stephens (BAL)	11	2
DB Brian Branch (DET)	11	2



## FOYELICIOUS

LB Foye Oluokun recorded 14 tackles (eight solo) in Week 3 making it his sixth consecutive game with double digit tackles. Oluokun now has recorded a total of 37 tackles ranking third in the NFL.

### TOTAL TACKLES, NFL, 2023

RK.	PLAYER (TEAM)	TOTAL TACKLES
1.	LB Zaire Franklin (IND)	45
2.	DB Jevon Holland (MIA)	42
3.	LB <b>Foye Oluokun</b> (JAX)	37
4.	LB Roquan Smith (BAL)	33
	LB Bobby Wagner (SEA)	33
	DB Jevon Holland (MIA)	33

LB Foye Oluokun recorded his fourth career defensive fumble recovery against the Chiefs in Week 2. Oluokun is the only player in the NFL to have over 30 tackles and a fumble recovery in 2023.

### 30+ TOTAL TACKLES, AT LEAST ONE FUMBLE RECOVERY, NFL, 2023

RK.	PLAYER	TACKLES	FR
1.	LB <b>Foye Oluokun</b> (JAX)	37	1

## NOTE THE QUOTE: ON FOYE OLUOKUN

*"It's really just his work ethic. He's a guy that, you watch him, he's all over the field, and it's mainly effort. He's out there, he does it in practice, and it carries over to the game."*

- Defensive Coordinator Mike Caldwell

## THE MAN IN THE MIDDLE

LB Foye Oluokun posted a team high 128 solo tackles during the 2022 regular season. In four consecutive games against Baltimore, Tennessee, Detroit and Dallas, he produced double-digit solo tackle efforts. He led the NFL in both solo tackles (128) and total tackles (184).

### SOLO TACKLES NFL, 2022

RK.	PLAYER (TEAM)	SOLO TACKLES	TOTAL TACKLES
1.	LB <b>Foye Oluokun</b> (JAX)	128	184
2.	LB Nick Bolton (K.C.)	108	180
3.	LB Roquan Smith (CHI, BAL)	103	169
4.	LB Jordyn Brooks (SEA)	103	161
5.	LB Zaire Franklin (IND)	102	167

Oluokun's 18 total tackles in Week 12 against Baltimore and S Rayshawn Jenkins' 18 total tackles in Week 15 against Dallas were tied for the third most in a single game in the NFL in 2022. This is the most in franchise history in a single game since 2015.

### TACKLES IN A GAME, NFL, 2022

RK.	PLAYER	SOLO TACKLES	TACKLES
1.	LB Alex Singleton (DEN)	19	21
2.	LB Alex Singleton (DEN)	13	20
3.	S <b>Rayshawn Jenkins</b> (JAX)	9	18
	LB <b>Foye Oluokun</b> (JAX)	13	18
	LB Kamu Grugier-Hill (HOU)	14	18
	LB Josey Sewell (DEN)	8	18
	LB Nick Bolton (K.C.)	8	18



# PLAYER NOTES

## TEAL WALL

Through Week 3, the Jaguars have only allowed 3.4 yards per rush, ranking sixth in the NFL.

### RUSHING DEFENSE, NFL, 2023

RK.	TEAM	YARDS ALLOWED PER RUSH ATTEMPT
1.	TEN	2.6
2.	CLE	2.8
3.	SEA	2.9
4.	PHI	3.0
5.	DET	3.2
6.	<b>JAX</b>	3.4
7.	IND	3.5
8.	CHI	3.5
9.	N.E.	3.6
10.	NYJ	3.7



## COMEBACK CATS

In last season's Wild Card round against the Chargers, the Jaguars had a 27-point comeback, which was the largest comeback in franchise history (regular and postseason) and the third-largest in the postseason in NFL history.

### LARGEST POSTSEASON COMEBACK WINS NFL HISTORY

RK.	TEAM (YEAR) OPPONENT	DEFICIT	FINAL SCORE
1.	Buffalo Bills (1992) vs. Houston Oilers	33	41-38 (OT)
2.	Indianapolis Colts (2013) vs. K.C. Chiefs	28	45-44
3.	<b>Jacksonville Jaguars (2022) vs. L.A. Chargers</b>	27	31-30
4.	New England Patriots (2016) vs. Atlanta Falcons	25	34-28 (OT, Superbowl)

## WIN DIFFERENTIAL FROM 2021 TO 2022 SEASON

RK.	TEAM	2021 WINS	2022 WINS	DIFFERENTIAL
1.	<b>Jacksonville Jaguars</b>	3	9	+6
	Detroit Lions	3	9	+6
3.	Minnesota Vikings	8	13	+5
	New York Giants	4	9	+5
	Philadelphia Eagles	9	14	+5



## NO FLY ZONE

The Jaguars are tied for third in the AFC with 15 passes defended this season.

### PASSES DEFENSED AFC, 2023

RK.	TEAM	PASSES DEFENSED
1.	Pittsburgh Steelers	18
2.	Los Angeles Chargers	18
3.	<b>Jacksonville Jaguars</b>	15
	Cleveland Browns	15
5.	Baltimore Ravens	14

In 2022, Jaguars CBs Darious Williams (16) and Tyson Campbell (15) both set new career highs in passes defended in a season and ranked in the top six in the NFL.

### PASSES DEFENSED NFL, 2022

RK.	PLAYER (TEAM)	PASSES DEFENSED
1.	CB Sauce Gardner (NYJ)	20
2.	CB Jalen Ramsey (LAR)	18
3.	CB James Bradberry (PHI)	17
4.	CB <b>Darious Williams</b> (JAX)	16
	CB Tariq Woolen (SEA)	16
6.	CB <b>Tyson Campbell</b> (JAX)	15
	CB Patrick Peterson (MIN)	15
	CB Cameron Sutton (PIT)	15
	CB Michael Davis (LAC)	15
	CB Martin Emerson Jr. (CLE)	15
	CB Denzel Ward (CLE)	15

Williams 16 passes defended and Campbells 15 passes defended set single-season franchise records. Williams ranks sixth all time and Campbell is tied for seventh all-time.

### SINGLE-SEASON PASSES DEFENSED, FRANCHISE HISTORY

RK.	PLAYER (SEASON)	PASSES DEFENSED
1.	CB Davon House (2015)	23
2.	CB Rashean Mathis (2006)	21
	CB Rashean Mathis (2004)	21
4.	CB A.J. Bouye (2017)	18
5.	CB Jalen Ramsey (2017)	17
6.	CB <b>Darious Williams</b> (2022)	16
7.	CB <b>Tyson Campbell</b> (2022)	15
	CB Rashean Mathis (2005)	15

Safeties Rayshawn Jenkins and Andre Cisco both finished in the top 5 in passes defended among safeties in the NFL in 2022. Jenkins finished first while Cisco tied for third. The pair led all safety tandems in the NFL with 22 passes defended between the two.

### PASSES DEFENSED SAFETIES NFL, 2022

RK.	PLAYER (TEAM)	PASSES DEFENSED
1.	<b>Rayshawn Jenkins</b> (JAX)	12
2.	Minkah Fitzpatrick (PIT)	11
3.	<b>Andre Cisco</b> (JAX)	10
	Grant Delpit (CLE)	10
	Harrison Smith (MIN)	10



# PLAYER NOTES

## HOUSE CALL JAMAL

In 2023, WR Jamal Agnew has recorded a total of 63 punt return yards ranking seventh most in the AFC.

### PUNT RETURN YARDS, AFC, 2023

RK.	PLAYER	PUNT RETURN YARDS	PUNT RETURN LONG
1.	WR Xavier Gipson (NYJ)	112	65
2.	WR Charlie Jones (CIN)	105	81
3.	WR Rashid Shaheed (N.O.)	98	76
4.	WR Ray-Ray McCloud III (SF)	76	19
5.	WR Isaiah McKenzie (LAC)	68	32
6.	WR Derius Davis (LAC)	66	20
7.	WR <b>Jamal Agnew</b> (JAX)	63	48

Among active players, Agnew is tied for first in punt return yards since entering the league in 2017.

### PUNT RETURN YARDS, NFL, 2017 TO PRESENT

RK.	PLAYER	PUNT RETURN YARDS
1.	WR <b>Jamal Agnew</b> (JAX)	1199
	WR Ray-Ray McCloud III (S.F.)	1199
3.	Andre Roberts (CAR)	1151
4.	WR Alex Erickson (LAC)	1108
5.	WR DeAndre Carter (L.V.)	1106



## PRO BOWL BOUND

WR Jamal Agnew was selected to the 2023 Pro Bowl Games as a return specialist and is the first player in franchise history to be selected as a return specialist. Agnew was second in the AFC in kickoff return average for the 2022 season. In the first two rounds of the playoffs, Agnew was first in the NFL in kick return average (min. five returns) with 37.9 yards per return.

### KICKOFF RETURN AVERAGE, AFC, 2022 SEASON (MIN. 20 KR)

RK.	PLAYER	KICKOFF RETURNS	KR YARDS	KR AVERAGE
1.	CB Dallis Flowers (IND)	23	715	31.1
2.	WR <b>Jamal Agnew</b> (JAX)	21	547	26.0
3.	RB Jerome Ford (CLE)	30	723	24.1
4.	CB Marcus Jones (N.E.)	27	645	23.9
5.	WR Braxton Barrios (NYJ)	26	600	23.1

## COOKE'S CORNER

Through Week 3, P Logan Cooke recorded three punts inside the 10 yard line and seven inside the 20 yard line. Cooke's percentage of punts inside the 10 ranks third in the NFL.

### PERCENTAGE OF PUNTS INSIDE 10 YARDS, NFL, 2023

RK.	PLAYER (TEAM)	PUNTS	% INSIDE 10
1.	P Tommy Townsend (K.C.)	4	40.0
2.	P Mitch Wishnowsky (S.F.)	4	40.0
3.	P <b>Logan Cooke</b> (JAX)	3	25.0

In addition to his accuracy inside the 10 yard line, he is one of only five punters in the NFL to have at least three punts inside both the 10 and 20 yard line.

### AT LEAST THREE PUNTS INSIDE THE 20 AND 10 YARD LINE, NFL, 2023

PLAYER (TEAM)	PUNTS INSIDE 20	PUNTS INSIDE 10
P Bryce Baringer (N.E.)	10	3
P Pressley Harvin III (PIT)	8	4
P Mitch Wishnowsky (S.F.)	7	4
P <b>Logan Cooke</b> (JAX)	7	3
P Tommy Townsend (K.C.)	5	4

In 2022, P Logan Cooke punted 58 times for 2,862 yards and finished with career highs in gross punting average (46.3) and net punting average (43.8). Cooke's 43.8 net punting average was the sixth-highest in the NFL.

The fifth-year punter has punted 351 times with a 43.2 net punting average in his career and among players with a minimum of 250 punts, Cooke's 43.2 career net punting average is first in NFL history.

### NET PUNTING AVERAGE, NFL HISTORY MIN. 250 PUNTS

RK.	PLAYER (TEAM/YEAR)	PUNTS	PUNTING AVG.
1.	P <b>Logan Cooke</b> (JAX, 2018-2023)	351	43.2
2.	P Johnny Hekker (2012-2023)	823	43.0
3.	P Michael Dickson (SEA, 2018-2023)	371	42.8
4.	P Cameron Johnston (PHI/HOU, 2018-2023)	379	42.0
5.	P Thomas Morstead (N.O./NYJ/ATL/MIA/NYJ 2009-2023)	815	41.6

## MCBOOT

In 2022, K Brandon McManus recorded eight field goals of 50 or more yards. His eight field goals from at least 50 yards tied fifth in the NFL. McManus is one of only two players in 2022 to record double digit field goals from at least 40 yards (10) and at least eight field goals from 50 plus yards.

### FIELD GOALS OF 50+ YARDS, NFL, 2022

RK.	PLAYER	50+ FG	ATTEMPTS
1.	K Daniel Carlson (L.V.)	11	13
2.	K Justin Tucker (BAL)	9	14
	K Brett Maher (DAL)	9	11
	K Chase McLaughlin (IND)	9	12
5.	K <b>Brandon McManus</b> (DEN)	8	13
	K Graham Gano (NYG)	8	9





# TEAM RANKINGS

AMERICAN FOOTBALL CONFERENCE						
	OFFENSE			DEFENSE		
	TOTAL	RUSH	PASS	TOTAL	RUSH	PASS
Baltimore Ravens	6	3	13	5	4	5
Buffalo Bills	4	4	8	2	7	2
Cincinnati Bengals	14	14	14	11	14 T	6
Cleveland Browns	5	2	12	*1	*1	*1
Denver Broncos	9	10	5	16	16	15
Houston Texans	8	13	4	6	10	9
Indianapolis Colts	11	6	10	13	9	12
<b>Jacksonville Jaguars</b>	<b>10</b>	<b>9</b>	<b>6</b>	<b>9</b>	<b>3</b>	<b>13</b>
Kansas City Chiefs	3	5	3	4	6	4
Las Vegas Raiders	12	16	9	8	11	7
Los Angeles Chargers	2	7	2	15	8	16
Miami Dolphins	*1	*1	*1	12	13	10
New England Patriots	7	8	7	3	5	3
New York Jets	16	11	16	10	12	8
Pittsburgh Steelers	13	15	11	14	14 T	11
Tennessee Titans	15	12	15	7	2	14
NATIONAL FOOTBALL CONFERENCE						
	OFFENSE			DEFENSE		
	TOTAL	RUSH	PASS	TOTAL	RUSH	PASS
Arizona Cardinals	8	3	13	13	13	11
Atlanta Falcons	14	5	15	4	8	2
Carolina Panthers	10	10	10	8	14 T	5
Chicago Bears	16	9	16	15 T	10	15
Dallas Cowboys	6	4	7 T	2	12	*1
Detroit Lions	4	6	3	6	3	10
Green Bay Packers	11	12	7 T	10	14 T	6
Los Angeles Rams	5	14	2	3	7	3
Minnesota Vikings	*1	16	*1	14	9	13 T
New Orleans Saints	9	11	6	5	5	4
New York Giants	15	13	14	12	16	9
Philadelphia Eagles	3	*1	11	7	*1	13 T
San Francisco 49ers	2	2	4	*1	2	8
Seattle Seahawks	7	8	5	15 T	4	16
Tampa Bay Buccaneers	13	15	9	11	6	12
Washington Commanders	12	7	12	9	11	7
NATIONAL FOOTBALL LEAGUE						
	OFFENSE			DEFENSE		
	TOTAL	RUSH	PASS	TOTAL	RUSH	PASS
Arizona Cardinals	18	6	27	26	26	21
Atlanta Falcons	26	9	29	8	18	4
Baltimore Ravens	12	5	24	10	8	11
Buffalo Bills	7	7	12	2	14	3
Carolina Panthers	21	18	22	13	27 T	9
Chicago Bears	29	17	31	29 T	20	30
Cincinnati Bengals	30	29	26	21	30 T	12
Cleveland Browns	10	4	21	*1	2	*1
Dallas Cowboys	11	8	18 T	4	25	2
Denver Broncos	15	20	8	32	32	29
Detroit Lions	8	11	7	11	5	19
Green Bay Packers	22	23 T	18 T	15	27 T	10
Houston Texans	14	28	6	16	17	17
Indianapolis Colts	19	12	16	25	16	23
<b>Jacksonville Jaguars</b>	<b>16</b>	<b>19</b>	<b>9</b>	<b>19</b>	<b>7</b>	<b>27</b>
Kansas City Chiefs	5	10	5	6	11	6
Las Vegas Raiders	24	32	14	18	21	15
Los Angeles Chargers	2	13	3	31	15	32
Los Angeles Rams	9	26	4	7	13	7
Miami Dolphins	*1	*1	*1	23	24	20
Minnesota Vikings	3	31	2	27	19	25 T
New England Patriots	13	14	11	5	9	5
New Orleans Saints	20	21	15	9	10	8
New York Giants	28	25	28	24	29	18
New York Jets	32	22	32	20	23	16
Philadelphia Eagles	6	2	23	12	*1	25 T
Pittsburgh Steelers	27	30	17	28	30 T	22
San Francisco 49ers	4	3	10	3	3	14
Seattle Seahawks	17	16	13	29 T	6	31
Tampa Bay Buccaneers	25	27	20	22	12	24
Tennessee Titans	31	23 T	30	17	4	28
Washington Commanders	23	15	25	14	22	13

\* = NFL leader | T = Tied for position



# JAGUARS STATS

## JACKSONVILLE JAGUARS / REGULAR SEASON WEEK 3 / THROUGH SUNDAY, SEPTEMBER 24, 2023

WON 1, LOST 2				DOUG PEDERSON (3 GAMES)	
09/10	W	31-21	at Indianapolis	65,749	
09/17	L	9-17	Kansas City	69,615	
09/24	L	17-37	Houston	61,466	

2023 TEAM STATISTICS			
	JAX	OPP.	
<b>FIRST DOWNS</b>	60	52	
Rushing	18	15	
Passing	37	35	
Penalty	5	2	
Third Down-Made/Att	11/37	15/40	
Third Down Efficiency	29.7%	37.5%	
Fourth Down-Made/Att	1/6	3/7	
Fourth Down Efficiency	16.7%	42.9%	
<b>TOTAL NET YARDS</b>	<b>1,017</b>	<b>1,045</b>	
Avg. Per Game	339.0	348.3	
Total Plays	202	189	
Avg. Per Play	5.0	5.5	
<b>NET YARDS RUSHING</b>	<b>295</b>	<b>252</b>	
Avg. Per Game	98.3	84.0	
Total Rushes	80	74	
Avg. Per Rush	3.7	3.4	
<b>NET YARDS PASSING</b>	<b>722</b>	<b>793</b>	
Avg. Per Game	240.7	264.3	
Sacked/Yards Lost	6/22	5/15	
Gross Yards	744	808	
Attempts/Completions	116/76	110/73	
Pct. of Completion	65.5%	66.4%	
Had Intercepted	2	2	
<b>PUNTS/AVERAGE</b>	<b>12/46.7</b>	<b>13/44.2</b>	
Net Punting Average	42.7	39.3	
<b>PUNT RETURN/AVG.</b>	<b>4/15.8</b>	<b>5/5.6</b>	
<b>KICKOFF RETURN/AVG.</b>	<b>4/23.0</b>	<b>4/33.0</b>	
<b>INTERCEPTION RETURN/AVG.</b>	<b>2/17.0</b>	<b>2/17.0</b>	
<b>PENALTIES/YARDS</b>	<b>12/104</b>	<b>24/204</b>	
<b>FUMBLES/BALL LOST</b>	<b>7/3</b>	<b>6/4</b>	
<b>TOUCHDOWNS</b>	<b>6</b>	<b>9</b>	
Rushing	3	2	
Passing	3	5	
Returns	0	2	
<b>EXTRA POINTS/ATTEMPTS</b>	<b>6/6</b>	<b>9/9</b>	
<b>TWO POINT CONVERSION/ATT.</b>	<b>0/0</b>	<b>0/0</b>	
<b>FIELD GOALS/ATTEMPTS</b>	<b>5/7</b>	<b>4/4</b>	
<b>AVG. TIME OF POSSESSION</b>	<b>31:17</b>	<b>28:43</b>	

* SCORE BY PERIODS							
	Q1	Q2	Q3	Q4	OT	PTS	
TEAM	7	13	13	24	0	57	
OPPONENTS	7	24	28	16	0	75	

SCORING									
	TD	RU	PA	RT	K-PAT	FG	2PT	S	PTS
B. McManus	0	0	0	0	6/6	5/7	0	0	21
T. Bigsby	2	2	0	0	0/0	0/0	0	0	12
T. Etienne Jr.	1	1	0	0	0/0	0/0	0	0	6
Z. Jones	1	0	1	0	0/0	0/0	0	0	6
C. Kirk	1	0	1	0	0/0	0/0	0	0	6
C. Ridley	1	0	1	0	0/0	0/0	0	0	6
TEAM	6	3	3	0	6/6	5/7	0	0	57
OPPONENTS	9	2	5	2	9/9	4/4	0	0	75

2-Pt Conv: TM 0-0, OPP 0-0

B. McManus: (45G) (32G, 49G, 22G) (48WR, 51B, 33G)

OPP: (38G) (28G, 26G, 33G)

SACKS: J. Allen 3.0, T. Walker 1.0, K. Chaisson 1.0, TM 5.0, OPP 6.0 FUM/LOST: T. Lawrence 3/1, T. Bigsby 1/1, J. Agnew 1/1, C. Ridley 1/0, L. Fortner 1/0, TM 7/3, OPP 6/4

* PASSING													
	ATT	CMP	YDS	CMP%	YDS/ATT	TD	TD%	INT	INT%	LONG	SACK	LOST	RATING
T. Lawrence	113	73	736	64.6	6.5	3	2.7	2	1.8	45	6	22	84.5
C. Beathard	2	2	9	100.0	4.5	0	0.0	0	0.0	6	0	0	85.4
C. Kirk	1	1	-1	100.0	-1.0	0	0.0	0	0.0	-1	0	0	79.2
TEAM	116	76	744	65.5	6.4	3	2.6	2	1.7	45	6	22	84.8
OPPONENTS	110	73	808	66.4	7.3	5	4.5	2	1.8	68t	5	15	95.6

* RUSHING					
	NO.	YDS	AVG	LONG	TD
T. Etienne Jr.	49	205	4.2	26t	1
T. Lawrence	15	59	3.9	18	0
T. Bigsby	9	23	2.6	9	2
D. Johnson	5	10	2.0	8	0
J. Agnew	2	-2	-1.0	0	0
TEAM	80	295	3.7	26t	3
OPPONENTS	74	252	3.4	31	2

* RECEIVING						
	TAR	NO.	YDS	AVG	LONG	TD
C. Ridley	26	13	173	13.3	29	1
C. Kirk	23	16	173	10.8	45	1
E. Ingram	21	18	173	9.6	28	0
T. Etienne Jr.	13	11	79	7.2	18	0
Z. Jones	13	5	55	11.0	18t	1
J. Agnew	6	5	54	10.8	14	0
D. Johnson	3	3	15	5.0	9	0
T. Jones	3	2	11	5.5	6	0
B. Strange	2	2	7	3.5	4	0
T. Bigsby	2	0	0	0.0	0	0
L. Farrell	1	1	4	4.0	4	0
TEAM	113	76	744	9.8	45	3
OPPONENTS	108	73	808	11.1	68t	5

* INTERCEPTIONS					
	NO.	YDS	AVG	LONG	TD
A. Cisco	1	0	0.0	0	0
T. Campbell	1	0	0.0	0	0
TEAM	2	0	0.0	0	0
OPPONENTS	2	34	17.0	34	0

* FUMBLES					
	FUM	LST	FF	REC	TD
T. Bigsby	1	1	0	1	0
J. Agnew	1	1	0	0	0
T. Lawrence	3	1	0	1	0
C. Ridley	1	0	0	0	0
L. Fortner	1	0	0	0	0
TEAM	7	3	0	2	0
OPPONENTS	6	4	0	1	0

* PUNTING								
	NO.	YDS	AVG	NET	TB	IN	LG	B
L. Cooke	12	560	46.7	42.7	1	7	57	0
TEAM	12	560	46.7	42.7	1	7	57	0
OPPONENTS	13	574	44.2	39.3	0	2	58	0

* PUNT RETURNS						
	RET	FC	YDS	AVG	LONG	TD
J. Agnew	4	3	63	15.8	48	0
TEAM	4	3	63	15.8	48	0
OPPONENTS	5	3	28	5.6	16	0

* KICKOFF RETURNS					
	NO.	YDS	AVG	LONG	TD
J. Agnew	4	92	23.0	33	0
TEAM	4	92	23.0	33	0
OPPONENTS	4	132	33.0	85t	1

* FIELD GOALS					
	1-19	20-29	30-39	40-49	50+
B. McManus	0/0	1/1	2/2	2/3	0/1
TEAM	0/0	1/1	2/2	2/3	0/1
OPPONENTS	0/0	2/2	2/2	0/0	0/0



# FALCONS STATS

## ATLANTA FALCONS / REGULAR SEASON WEEK 3 / THROUGH SUNDAY, SEPTEMBER 24, 2023

WON 2, LOST 1			ARTHUR SMITH (3 GAMES)	
09/10	W	24-10	Carolina	69,597
09/17	W	25-24	Green Bay	69,251
09/24	L	6-20	at Detroit	63,803

2023 TEAM STATISTICS			
	ATL	OPP.	
<b>FIRST DOWNS</b>	56	55	
Rushing	25	18	
Passing	25	30	
Penalty	6	7	
Third Down-Made/Att	12/39	12/37	
Third Down Efficiency	30.8%	32.4%	
Fourth Down-Made/Att	3/5	0/3	
Fourth Down Efficiency	60.0%	0.0%	
<b>TOTAL NET YARDS</b>	<b>850</b>	<b>863</b>	
Avg. Per Game	283.3	287.7	
Total Plays	191	183	
Avg. Per Play	4.5	4.7	
<b>NET YARDS RUSHING</b>	<b>385</b>	<b>353</b>	
Avg. Per Game	128.3	117.7	
Total Rushes	91	84	
Avg. Per Rush	4.2	4.2	
<b>NET YARDS PASSING</b>	<b>465</b>	<b>510</b>	
Avg. Per Game	155.0	170.0	
Sacked/Yards Lost	12/88	3/30	
Gross Yards	553	540	
Attempts/Completions	88/55	96/56	
Pct. of Completion	62.5%	58.3%	
Had Intercepted	1	3	
<b>PUNTS/AVERAGE</b>	<b>14/48.4</b>	<b>15/49.3</b>	
Net Punting Average	46.4	45.6	
<b>PUNT RETURN/AVG.</b>	<b>7/5.0</b>	<b>5/5.4</b>	
<b>KICKOFF RETURN/AVG.</b>	<b>3/15.3</b>	<b>2/27.5</b>	
<b>INTERCEPTION RETURN/AVG.</b>	<b>3/1.0</b>	<b>1/-2.0</b>	
<b>PENALTIES/YARDS</b>	<b>16/177</b>	<b>26/225</b>	
<b>FUMBLES/BALL LOST</b>	<b>2/1</b>	<b>2/1</b>	
<b>TOUCHDOWNS</b>	<b>5</b>	<b>6</b>	
Rushing	3	1	
Passing	2	5	
Returns	0	0	
<b>EXTRA POINTS/ATTEMPTS</b>	<b>4/5</b>	<b>6/6</b>	
<b>TWO POINT CONVERSION/ATT.</b>	<b>0/0</b>	<b>0/0</b>	
<b>FIELD GOALS/ATTEMPTS</b>	<b>7/8</b>	<b>4/4</b>	
<b>AVG. TIME OF POSSESSION</b>	<b>29:32</b>	<b>30:28</b>	

* SCORE BY PERIODS	Q1	Q2	Q3	Q4	OT	PTS
TEAM	3	16	6	30	0	55
OPPONENTS	3	27	17	7	0	54

SCORING	TD	RU	PA	RT	K-PAT	FG	2PT	S	PTS
Y. Koo	0	0	0	0	4/5	7/8	0	0	25
T. Allgeier	2	2	0	0	0/0	0/0	0	0	12
D. London	1	0	1	0	0/0	0/0	0	0	6
D. Ridder	1	1	0	0	0/0	0/0	0	0	6
B. Robinson	1	0	1	0	0/0	0/0	0	0	6
TEAM	5	3	2	0	4/5	7/8	0	0	55
OPPONENTS	6	1	5	0	6/6	4/4	0	0	54

2-Pt Conv: TM 0-0, OPP 0-0

Y. Koo: (49G) (24G, 33G, 39G, 25G) (48G, 47WL, 24G)

OPP: (43G) (33G) (37G, 24G)

SACKS: K. Ellis 1.0, L. Carter 1.0, G. Jarrett 0.5, T. Andersen 0.5, TM 3.0, OPP 12.0 FUM/LOST: D. Ridder 2/1, TM 2/1, OPP 2/1

* PASSING	ATT	CMP	YDS	CMP%	YDS/ATT	TD	TD%	INT	INT%	LONG	SACK	LOST	RATING
D. Ridder	88	55	553	62.5	6.3	2	2.3	1	1.1	45	12	88	83.2
TEAM	88	55	553	62.5	6.3	2	2.3	1	1.1	45	12	88	83.2
OPPONENTS	96	56	540	58.3	5.6	5	5.2	3	3.1	45t	3	30	78.5

* RUSHING	NO.	YDS	AVG	LONG	TD
B. Robinson	39	213	5.5	21	0
T. Allgeier	38	135	3.6	22	2
D. Ridder	13	41	3.2	9	1
K. Pitts	1	-4	-4.0	-4	0
TEAM	91	385	4.2	22	3
OPPONENTS	84	353	4.2	24	1

* RECEIVING	TAR	NO.	YDS	AVG	LONG	TD
B. Robinson	17	14	102	7.3	29	1
K. Pitts	17	9	100	11.1	34	0
D. London	15	8	98	12.3	28	1
M. Hollins	14	7	114	16.3	45	0
J. Smith	14	9	84	9.3	17	0
T. Allgeier	6	5	36	7.2	16	0
K. Hodge	1	1	15	15.0	15	0
M. Pruitt	1	1	10	10.0	10	0
D. Ridder	1	1	-6	-6.0	-6	0
TEAM	86	55	553	10.1	45	2
OPPONENTS	87	56	540	9.6	45t	5

* INTERCEPTIONS	NO.	YDS	AVG	LONG	TD
J. Bates III	3	3	1.0	3	0
TEAM	3	3	1.0	3	0
OPPONENTS	1	-2	-2.0	0	0

* FUMBLES	FUM	LST	FF	REC	TD
D. Ridder	2	1	0	1	0
TEAM	2	1	0	1	0
OPPONENTS	2	1	0	1	0

* PUNTING	NO.	YDS	AVG	NET	TB	IN	LG	B
B. Pinion	14	677	48.4	46.4	0	4	60	0
TEAM	14	677	48.4	46.4	0	4	60	0
OPPONENTS	15	739	49.3	45.6	1	4	69	0

* PUNT RETURNS	RET	FC	YDS	AVG	LONG	TD
M. Hughes	5	3	31	6.2	16	0
S. Miller	1	0	4	4.0	4	0
D. Alford	1	1	0	0.0	0	0
TEAM	7	4	35	5.0	16	0
OPPONENTS	5	5	27	5.4	13	0

* KICKOFF RETURNS	NO.	YDS	AVG	LONG	TD
M. Hughes	3	46	15.3	19	0
TEAM	3	46	15.3	19	0
OPPONENTS	2	55	27.5	30	0

* FIELD GOALS	1-19	20-29	30-39	40-49	50+
Y. Koo	0/0	3/3	2/2	2/3	0/0
TEAM	0/0	3/3	2/2	2/3	0/0
OPPONENTS	0/0	1/1	2/2	1/1	0/0



# LAST MATCHUP VS. FALCONS



2021 WEEK 12



60,031 ■ TIAA Bank Field ■ Nov 28, 2021

Atlanta Falcons ..... 7 7 7 0 - 21  
 Jacksonville Jaguars ..... 0 3 8 3 - 14

## SCORING DRIVES

TEAM	QTR	TIME	SCORING PLAY	ATL	JAX
Falcons	1	00:38	C.Patterson 7 yd. run (Y.Koo kick) (9-81, 5:17)	7	0
Falcons	2	06:40	C.Patterson 12 yd. run (Y.Koo kick) (4-29, 1:04)	14	0
Jaguars	2	00:45	M.Wright 22 yd. Field Goal (14-70, 5:55)	14	3
Falcons	3	07:47	R.Gage 12 yd. pass from M.Ryan (Y.Koo kick) (9-88, 5:01)	21	3
Jaguars	3	00:22	T.Austin 7 yd. pass from T.Lawrence (T.Lawrence-J.O'Shaughnessy pass) (9-72, 3:44)	21	11
Jaguars	4	06:28	M.Wright 34 yd. Field Goal (14-74, 6:29)	21	14

### JACKSONVILLE JAGUARS

PASSING	ATT	CP	YDS	SK/YD	TD	LG	INT	RTG
Trevor Lawrence	42	23	228	1/12	1	26	1	68.4
<b>TOTAL</b>	<b>42</b>	<b>23</b>	<b>228</b>	<b>1/12</b>	<b>1</b>	<b>26</b>	<b>1</b>	<b>68.4</b>

RUSHING	ATT	YDS	AVG	LG	TD
James Robinson	17	86	5.1	12	0
Trevor Lawrence	5	39	7.8	10	0
Carlos Hyde	6	16	2.7	8	0
<b>TOTAL</b>	<b>28</b>	<b>141</b>	<b>5.0</b>	<b>12</b>	<b>0</b>

RECEIVING	NO	YDS	AVG	LG	TD
Laviska Shenault Jr.	5	33	6.6	24	0
Laquon Treadwell	4	53	13.3	20	0
Marvin Jones Jr.	4	43	10.8	21	0
James O'Shaughnessy	3	29	9.7	21	0
James Robinson	3	29	9.7	26	0
Tavon Austin	2	21	10.5	14	1
Chris Manhertz	1	11	11.0	11	0
Dan Arnold	1	9	9.0	9	0
<b>TOTAL</b>	<b>23</b>	<b>228</b>	<b>9.9</b>	<b>26</b>	<b>1</b>

TOP DEFENSE	TOT	SOLO	AST	SCK	YDS	INT
Myles Jack	8	4	4	0.0	0.0	0
Rayshawn Jenkins	6	5	1	0.0	0.0	0
Nevin Lawson	6	3	3	0.0	0.0	0

FIELD GOALS	FGM/FGA	PERCENT	RESULTS
Matthew Wright	2-2	100.0	(22, 34)
<b>TOTAL</b>	<b>2-2</b>	<b>100.0</b>	

### ATLANTA FALCONS

PASSING	ATT	CP	YDS	SK/YD	TD	LG	INT	RTG
Matt Ryan	29	19	190	1/7	1	20	1	81.1
<b>TOTAL</b>	<b>29</b>	<b>19</b>	<b>190</b>	<b>1/7</b>	<b>1</b>	<b>20</b>	<b>1</b>	<b>81.1</b>

RUSHING	ATT	YDS	AVG	LG	TD
Cordarrelle Patterson	16	108	6.8	27	2
Wayne Gallman	4	19	4.8	15	0
Mike Davis	5	16	3.2	6	0
Matt Ryan	4	6	1.5	7	0
<b>TOTAL</b>	<b>29</b>	<b>149</b>	<b>5.1</b>	<b>27</b>	<b>2</b>

RECEIVING	NO	YDS	AVG	LG	TD
Russell Gage	6	62	10.3	15	1
Mike Davis	3	25	8.3	18	0
Cordarrelle Patterson	2	27	13.5	20	0
Kyle Pitts	2	26	13.0	19	0
Tajae Sharpe	2	22	11.0	13	0
Keith Smith	2	16	8.0	10	0
Parker Hesse	1	7	7.0	7	0
Olamide Zaccheaus	1	5	5.0	5	0
<b>TOTAL</b>	<b>19</b>	<b>190</b>	<b>10.0</b>	<b>20</b>	<b>1</b>

TOP DEFENSE	TOT	SOLO	AST	SCK	YDS	INT
Mykal Walker	11	6	5	0.0	0.0	0
Foyesade Oluokun	10	5	5	0.0	0.0	0
Ade Ogundeji	9	5	4	0.0	0.0	0

FIELD GOALS	FGM/FGA	PERCENT	RESULTS
			No Field Goals

### Team Statistics

	Falcons	Jaguars
First Downs	21	20
3rd-Down Eff. (Made/Att/Pct)	5/12/42%	9/16/56%
4th-Down Eff. (Made/Att/Pct)	0/0/0%	0/2/0%
Total Net Yards	332	357
Total Plays	59	71
Yards Per Play	5.6	5.0
Rushes/Net Yards	29/149	28/141
Net Passing	183	216
Pass Attempts/Completions	29/19	42/23
Had Intercepted	1	1
Sacked/Yards Lost	1/7	1/12
Punts/Average	5/44.8	3/43.3
Penalties/Yards	5/26	6/43
Fumbles/Lost	0/0	3/1
Possession Time	30:52	29:08



# ALPHABETICAL ROSTER

NO.	NAME	POS	HT	WT	DOB	EXP	COLLEGE	HOMETOWN	HOW ACQ
56	Abdullah, Yasir	OLB	6-1	240	4/12/2000	R	Louisville	Miramar, Fla.	D5-'23
39	Agnew, Jamal	WR	5-10	190	4/3/1995	7	San Diego	San Diego, Calif.	UFA (DET)-'21
41	Allen, Josh	OLB	6-5	255	7/13/1997	5	Kentucky	Montclair, N.J.	D1-'19
78	Bartch, Ben	OL	6-6	315	7/22/1998	4	St. John's (Minn.)	Dayton, Ore.	D4-'20
3	Beathard, C.J.	QB	6-2	215	11/16/1993	7	Iowa	Franklin, Tenn.	UFA (S.F.)-'21
4	Bigsby, Tank	RB	5-11	215	8/30/2002	R	Auburn	LaGrange, Ga.	D3-'23
90	Blackson, Angelo	DT	6-4	319	11/14/1992	6	Auburn	Bear, Del.	FA-'23
21	Braswell, Christian	CB	5-11	185	9/27/1999	R	Rutgers	Washington, D.C.	D6-'23
30	Brown, Montaric	CB	6-0	190	8/24/1999	2	Arkansas	Ashdown, Ark.	D7-'22
32	Campbell, Tyson	CB	6-1	195	3/17/2000	3	Georgia	Miramar, Fla.	D2-'21
45	Chaisson, K'Lavon	OLB	6-3	245	7/25/1999	4	LSU	Houston, Texas	D1-'20
5	Cisco, Andre	S	6-0	210	3/23/2000	3	Syracuse	Queens, N.Y.	D3-'21
9	Cooke, Logan	P	6-5	230	7/28/1995	6	Mississippi State	Darburn, Miss.	D7b-'18
14	Cooks, Elijah	WR	6-4	215	10/13/1998	R	San Jose State	Atascadero, Calif.	FA-'23
17	Engram, Evan	TE	6-3	240	9/2/1994	7	Mississippi	Powder Springs, Ga.	UFA (NYG)-'22
1	Etienne Jr., Travis	RB	5-10	215	1/26/1999	3	Clemson	Jennings, La.	D1-'21
89	Farrell, Luke	TE	6-5	250	10/14/1997	3	Ohio State	Perry, Ohio	D5-'21
94	Fatukasi, Folorunso	DL	6-4	318	3/4/1995	6	Connecticut	Far Rockaway, N.Y.	UFA (NYJ)-'22
79	Fortner, Luke	OL	6-4	307	5/15/1998	2	Kentucky	Sylvania, Ohio	D3-'22
96	Gotsis, Adam	DL	6-4	290	9/23/1992	8	Georgia Tech	Melbourne, Australia	FA-'21
73	Hance, Blake	OL	6-5	310	1/11/1996	3	Northwestern	Jacksonville, Ill.	FA-'23
77	Harrison, Anton	OL	6-4	315	2/2/2002	R	Oklahoma	Washington, D.C.	D1-'23
22	Hasty, JaMycal	RB	5-8	205	9/12/1996	4	Baylor	Longview, Texas	W (S.F.)-'22
37	Herndon, Tre	CB	5-11	190	3/5/1996	6	Vanderbilt	Chattanooga, Tenn.	FA-'18
2	Jenkins, Rayshawn	S	6-1	200	1/25/1994	7	Miami (Fla.)	St. Petersburg, Fla.	UFA (LAC)-'21
26	Johnson, Antonio	S	6-2	198	10/29/2001	R	Texas A&M	East St. Louis, Ill.	D5-'23
57	Johnson, Caleb	LB	6-2	220	7/28/1998	3	Houston Baptist	Point Loma, Calif.	W (CHI)-'22
25	Johnson, D'Ernest	RB	5-10	208	2/27/1996	5	South Florida	Immokalee, Fla.	UFA (CLE) - '23
15	Jones, Tim	WR	6-1	200	5/15/1998	2	Southern Mississippi	Biloxi, Miss.	FA-'21
7	Jones, Zay	WR	6-2	200	3/30/1995	7	East Carolina	Austin, Texas	UFA (L.V.)-'22
13	Kirk, Christian	WR	5-11	200	11/16/1996	6	Texas A&M	Scottsdale, Ariz.	UFA (ARZ)-'22
93	Lacy, Tyler	DL	6-4	279	11/10/1999	R	Oklahoma State	Sachse, Texas	D4-'23
16	Lawrence, Trevor	QB	6-6	220	10/6/1999	3	Clemson	Cartersville, Ga.	D1-'21
99	Ledbetter, Jeremiah	DL	6-3	299	5/29/1994	6	Arkansas	Gainesville, Ga.	FA-'21
72	Little, Walker	OL	6-7	325	4/1/1999	3	Stanford	Houston, Texas	D2-'21
33	Lloyd, Devin	LB	6-3	235	9/30/1998	2	Utah	Chula Vista, Calif.	D1-'22
46	Maticcik, Ross	LS	6-0	240	9/13/1996	4	Baylor	McKinney, Texas	FA-'20
10	McManus, Brandon	K	6-3	201	7/25/1991	10	Temple	Lansdale, Pa.	FA-'23
48	Muma, Chad	LB	6-3	239	8/18/1999	2	Wyoming	Lone Tree, Colo.	D3-'22
23	Oluokun, Foyesade	LB	6-2	230	8/2/1995	6	Yale	St. Louis, Mo.	UFA (ATL)-'22
50	Quarterman, Shaquille	LB	6-0	240	10/28/1997	4	Miami (Fla.)	Orange Park, Fla.	D4-'20
0	Ridley, Calvin	WR	6-1	190	12/20/1994	5	Alabama	Fort Lauderdale, Fla.	T (ATL)-'22
95	Robertson-Harris, Roy	DL	6-5	290	7/23/1993	7	Texas-El Paso	Oakland, Calif.	UFA (CHI)-'21
68	Scherff, Brandon	OL	6-5	315	12/26/1991	9	Iowa	Denison, Iowa	UFA (WAS)-'22
69	Shatley, Tyler	OL	6-3	305	5/5/1991	10	Clemson	Icard, N.C.	FA-'14
85	Strange, Brenton	TE	6-4	253	12/27/2000	R	Penn State	Parkersburg, W. Va.	D2-'23
20	Thomas, Daniel	S	5-10	215	7/1/1998	4	Auburn	Montgomery, Ala.	D5a-'20
70	Van Lanen, Cole	OL	6-5	312	4/23/1998	3	Wisconsin	Green Bay, Wis.	T (G.B.)-'22
44	Walker, Travon	OLB	6-5	272	12/18/2000	2	Georgia	Thomaston, Ga.	D1-'22
11	Washington, Parker	WR	5-10	204	3/21/2002	R	Penn State	Sugarland, Texas	D6-'23
31	Williams, Darius	CB	5-9	187	3/15/1993	6	Alabama-Birmingham	Jacksonville, Fla.	UFA (LAR)-'22
42	Wingard, Andrew	S	6-0	200	12/5/1996	5	Wyoming	Arvada, Colo.	FA-'19
<b>Practice Squad (17)</b>									
97	Blacklock, Ross	DL	6-5	307	7/9/1998	4	TCU	Missouri City, Texas	FA-'23
67	Brewer, Chandler	OL	6-6	320	6/12/1997	4	Middle Tennessee State	Florence, AL	FA-'23
29	Campbell, Tevaughn	CB	6-0	200	6/14/1993	5	Regina	Toronto, Canada	PS (L.V.)-'22
54	Coleman, D.J.	DE	6-5	263	9/22/1998	R	Missouri		FA-'23
24	Conner, Snoop	RB	5-10	222	8/1/2000	2	Mississippi	Hattiesburg, Miss.	D5-'22
64	Cronk, Coy	OL	6-4	318	1/18/1998	2	Iowa	Lafayette, Ind.	FA-'21
47	Dixon, De'Shaan	DL	6-4	247	12/16/1998	2	Norfolk State	Chesapeake, Va.	FA-'23
40	Hallett II, Erick	CB	5-11	190	4/24/2000	R	Pittsburgh	Cypress, Texas	D6-'23
83	Harris, Jacob	WR	6-5	211	4/16/1997	3	Central Florida	Palm Harbor, Fla.	FA-'23
55	Jackson, Dequan	LB	6-1	225	10/7/1999	R	Colorado State	Jacksonville, Fla.	FA-'23
92	Otomewo, Ezezi	DL	6-5	282	3/9/1999	2	Minnesota	Indianapolis, Ind.	FA-'23
35	Oyelola, Ayo	S	5-11	213	10/19/1998	R	University of Nottingham	Essex, England	FA-'23
43	Parish, Derek	OLB	6-2	245	1/4/1999	R	Houston	Pearland, Texas	D7-'23
87	Pederson, Josh	TE	6-5	235	9/22/1997	1	Louisiana-Monroe	Overland Park, Kan.	FA-'23
12	Rourke, Nathan	QB	6-1	210	5/24/1998	R	Ohio	Victoria, British Columbia	FA-'23
60	Williams, Darryl	OL	6-3	304	6/10/1997	4	Mississippi State	Bessemer, Ala.	FA-'23
18	Williams, Seth	WR	6-3	211	4/10/2000	3	Auburn	Cottondale, Ala.	FA-'23
<b>Active/PUP (1)</b>									
91	Smoot, Dawuane	OLB	6-3	275	3/2/1995	7	Illinois	Groveport, Ohio	FA-'23
<b>Injured Reserve (5)</b>									
52	Hamilton, DaVon	DT	6-4	335	2/1/1997	4	Ohio State	Pickerington, Ohio	D3-'20
75	Hodges, Cooper	OL	6-4	305	7/13/2000	R	Appalachian State	Glen St. Mary's, Fla.	D7-'23
34	Junior, Gregory	CB	6-0	190	6/21/1999	2	Ouachita Baptist	Crossett, Ark.	D6-'22
51	Miller, Ventrell	LB	6-0	232	1/15/1999	R	Florida	Lakeland, Fla.	D4-'23
83	Moore, Jaylon	WR	5-11	198	7/1/1997	4	Tennessee-Martin	Memphis, TN	FA-'22
<b>Reserve/League Susp. (2)</b>									
74	Robinson, Cam	OL	6-6	335	10/9/1995	7	Alabama	West Monroe, La.	D2-'17
49	Taylor, Leonard	TE	6-5	255	8/26/1999	R	Cincinnati	Springfield, Ohio	FA-'23
<b>Roster Exemption (1)</b>									
6	Claybrooks, Chris	CB	5-9	180	7/17/1997	4	Memphis	Nashville, Tenn.	D7-'20



# NUMERICAL ROSTER

NO.	NAME	POS	HT	WT	DOB	AGE	EXP	COLLEGE	HOMETOWN	HOW ACQ
0	Ridley, Calvin	WR	6-1	190	12/20/94	28	5	Alabama	Fort Lauderdale, Fla.	T (ATL)-22
1	Etienne Jr., Travis	RB	5-10	215	1/26/99	24	3	Clemson	Jennings, La.	D1-21
2	Jenkins, Rayshawn	S	6-1	200	1/25/94	29	7	Miami (Fla.)	St. Petersburg, Fla.	UFA (LAC)-21
3	Beathard, C.J.	QB	6-2	215	11/16/93	29	7	Iowa	Franklin, Tenn.	UFA (S.F.)-21
4	Bigby, Tank	RB	5-11	215	8/30/02	21	R	Auburn	LaGrange, Ga.	D3-23
5	Cisco, Andre	S	6-0	210	3/23/00	23	3	Syracuse	Queens, N.Y.	D3-21
7	Jones, Zay	WR	6-2	200	3/30/95	28	7	East Carolina	Austin, Texas	UFA (L.V.)-22
9	Cooke, Logan	P	6-5	230	7/28/95	28	6	Mississippi State	Darburn, Miss.	D7b-18
10	McManus, Brandon	K	6-3	201	7/25/91	32	10	Temple	Lansdale, Pa.	FA-23
11	Washington, Parker	WR	5-10	204	3/21/02	21	R	Penn State	Sugarland, Texas	D6-23
13	Kirk, Christian	WR	5-11	200	11/16/96	26	6	Texas A&M	Scottsdale, Ariz.	UFA (ARZ)-22
14	Cooks, Elijah	WR	6-4	215	10/13/98	24	R	San Jose State	Atascadero, Calif.	FA-23
15	Jones, Tim	WR	6-1	200	5/15/98	25	2	Southern Mississippi	Biloxi, Miss.	FA-21
16	Lawrence, Trevor	QB	6-6	220	10/6/99	23	3	Clemson	Cartersville, Ga.	D1-21
17	Ingram, Evan	TE	6-3	240	9/2/94	29	7	Mississippi	Powder Springs, Ga.	UFA (NYG)-22
20	Thomas, Daniel	S	5-10	215	7/1/98	25	4	Auburn	Montgomery, Ala.	D5a-20
21	Braswell, Christian	CB	5-11	185	9/27/99	23	R	Rutgers	Washington, D.C.	D6-23
22	Hasty, JaMycal	RB	5-8	205	9/12/96	27	4	Baylor	Longview, Texas	W (S.F.)-22
23	Oluokun, Foyesade	LB	6-2	230	8/2/95	28	6	Yale	St. Louis, Mo.	UFA (ATL)-22
25	Johnson, D'Ernest	RB	5-10	208	2/27/96	27	5	South Florida	Immokalee, Fla.	UFA (CLE) -23
26	Johnson, Antonio	S	6-2	198	10/29/01	21	R	Texas A&M	East St. Louis, Ill.	D5-23
30	Brown, Montaric	CB	6-0	190	8/24/99	24	2	Arkansas	Ashdown, Ark.	D7-22
31	Williams, Darius	CB	5-9	187	3/15/93	30	6	Alabama-Birmingham	Jacksonville, Fla.	UFA (LAR)-22
32	Campbell, Tyson	CB	6-1	195	3/17/00	23	3	Georgia	Miramar, Fla.	D2-21
33	Lloyd, Devin	LB	6-3	235	9/30/98	24	2	Utah	Chula Vista, Calif.	D1-22
37	Herndon, Tre	CB	5-11	190	3/5/96	27	6	Vanderbilt	Chattanooga, Tenn.	FA-18
39	Agnew, Jamal	WR	5-10	190	4/3/95	28	7	San Diego	San Diego, Calif.	UFA (DET)-21
41	Allen, Josh	OLB	6-5	255	7/13/97	26	5	Kentucky	Montclair, N.J.	D1-19
42	Wingard, Andrew	S	6-0	200	12/5/96	26	5	Wyoming	Arvada, Colo.	FA-19
44	Walker, Travon	OLB	6-5	272	12/18/00	22	2	Georgia	Thomaston, Ga.	D1-22
45	Chaisson, K'Lavon	OLB	6-3	245	7/25/99	24	4	LSU	Houston, Texas	D1-20
46	Maticcik, Ross	LS	6-0	240	9/13/96	27	4	Baylor	McKinney, Texas	FA-20
48	Muma, Chad	LB	6-3	239	8/18/99	24	2	Wyoming	Lone Tree, Colo.	D3-22
50	Quarterman, Shaquille	LB	6-0	240	10/28/97	25	4	Miami (Fla.)	Orange Park, Fla.	D4-20
56	Abdullah, Yasir	OLB	6-1	240	4/12/00	23	R	Louisville	Miramar, Fla.	D5-23
57	Johnson, Caleb	LB	6-2	220	7/28/98	25	3	Houston Baptist	Point Loma, Calif.	W (CHI)-22
68	Scherff, Brandon	OL	6-5	315	12/26/91	31	9	Iowa	Denison, Iowa	UFA (WAS)-22
69	Shatley, Tyler	OL	6-3	305	5/5/91	32	10	Clemson	Icard, N.C.	FA-14
70	Van Lanen, Cole	OL	6-5	312	4/23/98	25	3	Wisconsin	Green Bay, Wis.	T (G.B.)-22
72	Little, Walker	OL	6-7	325	4/1/99	24	3	Stanford	Houston, Texas	D2-21
73	Hance, Blake	OL	6-5	310	11/1/96	27	3	Northwestern	Jacksonville, Ill.	FA-23
77	Harrison, Anton	OL	6-4	315	2/2/02	21	R	Oklahoma	Washington, D.C.	D1-23
78	Bartch, Ben	OL	6-6	315	7/22/98	25	4	St. John's (Minn.)	Dayton, Ore.	D4-20
79	Fortner, Luke	OL	6-4	307	5/15/98	25	2	Kentucky	Sylvania, Ohio	D3-22
85	Strange, Brenton	TE	6-4	253	12/27/00	22	R	Penn State	Parkersburg, W. Va.	D2-23
89	Farrell, Luke	TE	6-5	250	10/14/97	25	3	Ohio State	Perry, Ohio	D5-21
90	Blackson, Angelo	DT	6-4	319	11/14/92	30	6	Auburn	Bear, Del.	FA-23
93	Lacy, Tyler	DL	6-4	279	11/10/99	23	R	Oklahoma State	Sachse, Texas	D4-23
94	Fatukasi, Folorunso	DL	6-4	318	3/4/95	28	6	Connecticut	Far Rockaway, N.Y.	UFA (NYJ)-22
95	Robertson-Harris, Roy	DL	6-5	290	7/23/93	30	7	Texas-El Paso	Oakland, Calif.	UFA (CHI)-21
96	Gotsis, Adam	DL	6-4	290	9/23/92	31	8	Georgia Tech	Melbourne, Australia	FA-21
99	Ledbetter, Jeremiah	DL	6-3	299	5/29/94	29	6	Arkansas	Gainesville, Ga.	FA-21

## Practice Squad (17)

12	Rourke, Nathan	QB	6-1	210	5/24/98	25	R	Ohio	Victoria, British Columbia	FA-23
18	Williams, Seth	WR	6-3	211	4/10/00	23	3	Auburn	Cottondale, Ala.	FA-23
24	Conner, Snoop	RB	5-10	222	8/1/00	23	2	Mississippi	Hattiesburg, Miss.	D5-22
29	Campbell, Tevaughn	CB	6-0	200	6/14/93	30	5	Regina	Toronto, Canada	PS (L.V.)-22
35	Oyelola, Ayo	S	5-11	213	10/19/98	24	R	University of Nottingham	Essex, England	FA-23
40	Hallett II, Erick	CB	5-11	190	4/24/00	23	R	Pittsburgh	Cypress, Texas	D6-23
43	Parish, Derek	OLB	6-2	245	1/4/99	24	R	Houston	Pearland, Texas	D7-23
47	Dixon, De'Shaan	DL	6-4	247	12/16/98	24	2	Norfolk State	Chesapeake, Va.	FA-23
54	Coleman, D.J.	DE	6-5	263	9/22/98	25	R	Missouri		FA-23
55	Jackson, Dequan	LB	6-1	225	10/7/99	23	R	Colorado State	Jacksonville, Fla.	FA-23
60	Williams, Darryl	OL	6-3	304	6/10/97	26	4	Mississippi State	Bessemer, Ala.	FA-23
64	Cronk, Coy	OL	6-4	318	1/18/98	25	2	Iowa	Lafayette, Ind.	FA-21
67	Brewer, Chandler	OL	6-6	320	6/12/97	26	4	Middle Tennessee State	Florence, AL	FA-23
83	Harris, Jacob	WR	6-5	211	4/16/97	26	3	Central Florida	Palm Harbor, Fla.	FA-23
87	Pederson, Josh	TE	6-5	235	9/22/97	26	1	Louisiana-Monroe	Overland Park, Kan.	FA-23
92	Otomewo, Esezi	DL	6-5	282	3/9/99	24	2	Minnesota	Indianapolis, Ind.	FA-23
97	Blacklock, Ross	DL	6-5	307	7/9/98	25	4	TCU	Missouri City, Texas	FA-23

## Active/PUP (1)

91	Smoot, Dawuane	OLB	6-3	275	3/2/95	28	7	Illinois	Groveport, Ohio	FA-23
----	----------------	-----	-----	-----	--------	----	---	----------	-----------------	-------

## Injured Reserve (5)

34	Junior, Gregory	CB	6-0	190	6/21/99	24	2	Ouachita Baptist	Crossett, Ark.	D6-22
51	Miller, Ventrell	LB	6-0	232	1/15/99	24	R	Florida	Lakeland, Fla.	D4-23
52	Hamilton, DaVon	DT	6-4	335	2/1/97	26	4	Ohio State	Pickerington, Ohio	D3-20
75	Hodges, Cooper	OL	6-4	305	7/13/00	23	R	Appalachian State	Glen St. Mary's, Fla.	D7-23
83	Moore, Jaylon	WR	5-11	198	7/1/97	26	4	Tennessee-Martin	Memphis, TN	FA-22

## Reserve/League Susp. (2)

49	Taylor, Leonard	TE	6-5	255	8/26/99	24	R	Cincinnati	Springfield, Ohio	FA-23
74	Robinson, Cam	OL	6-6	335	10/9/95	27	7	Alabama	West Monroe, La.	D2-17

## Roster Exemption (1)

6	Claybrooks, Chris	CB	5-9	180	7/17/97	26	4	Memphis	Nashville, Tenn.	D7-20
---	-------------------	----	-----	-----	---------	----	---	---------	------------------	-------



# DEPTH CHART

(As of September 24, 2023)

## OFFENSE

<b>WR</b>	0 Calvin Ridley	14 <u>Elijah Cooks</u>	
<b>LT</b>	72 Walker Little		
<b>LG</b>	78 Ben Bartch	73 Blake Hance	
<b>C</b>	79 Luke Fortner	69 Tyler Shatley	
<b>RG</b>	68 Brandon Scherff		
<b>RT</b>	77 <u>Anton Harrison</u>	70 Cole Van Lanen	
<b>TE</b>	17 Evan Engram		
<b>TE</b>	89 Luke Farrell	85 <u>Brenton Strange</u>	
<b>QB</b>	16 Trevor Lawrence	3 C.J. Beathard	
<b>RB</b>	1 Travis Etienne Jr.	4 <u>Tank Bigsby</u>	25 D'Ernest Johnson
			22 JaMycal Hasty
<b>WR</b>	13 Christian Kirk	39 Jamal Agnew	11 <u>Parker Washington</u>
<b>WR</b>	7 Zay Jones	15 Tim Jones	

## DEFENSE

<b>NT</b>	94 Folorunso Fatukasi	99 Jeremiah Ledbetter	
<b>DE</b>	95 Roy Robertson-Harris	90 Angelo Blackson	
<b>DE</b>	96 Adam Gotsis	93 <u>Tyler Lacy</u>	
<b>WILL</b>	41 Josh Allen	56 <u>Yasir Abdullah</u>	
<b>SAM</b>	44 Travon Walker	45 K'Lavon Chaisson	
<b>LB</b>	23 Foyesade Oluokun	50 Shaquille Quarterman	
<b>LB</b>	33 Devin Lloyd	48 Chad Muma	57 Caleb Johnson
<b>CB</b>	31 Darius Williams	21 <u>Christian Braswell</u>	
<b>CB</b>	32 Tyson Campbell	30 Montaric Brown	
<b>CB</b>	37 Tre Herndon		
<b>FS</b>	5 Andre Cisco	20 Daniel Thomas	26 <u>Antonio Johnson</u>
<b>SS</b>	2 Rayshawn Jenkins	42 Andrew Wingard	

## SPECIALISTS

<b>K</b>	10 Brandon McManus		
<b>H</b>	9 Logan Cooke		
<b>LS</b>	46 Ross Maticcik		
<b>P</b>	9 Logan Cooke		
<b>PR</b>	39 Jamal Agnew	11 <u>Parker Washington</u>	
<b>KR</b>	39 Jamal Agnew	11 <u>Parker Washington</u>	

## PRONUNCIATION GUIDE

Yasir Abdullah .....	YA-seer	Tre Herndon .....	Tray
C.J. Beathard .....	BETH-urd	Ross Maticcik .....	MATTA-sick
K'Lavon Chaisson .....	KAY-luh-von CHASE-on	Chad Muma .....	MOO-ma
Travis Etienne Jr. ....	ETN	Foyesade Oluokun .....	Foy-eh-sa-day oh-LOU-a-kuhn
Luke Farrell .....	FAIR-ull	Brandon Scherff .....	SCHER-eff
Folorunso Fatukasi .....	fow-low-RUNE-so faa-too-KAH-see	Travon Walker .....	TRAY-von
Adam Gotsis .....	GOT-sis	Andrew Wingard .....	WING-urd
JaMycal Hasty .....	juh-MY-kuhl		



# POSITIONAL ROSTER

NO.	NAME	POS.	HT.	WT.	AGE	EXP.	COLLEGE	HOMETOWN	HOW ACQ.
<b>QUARTERBACKS (2)</b>									
3	Beathard, C.J.	QB	6-2	215	29	7	Iowa	Franklin, Tenn.	UFA (S.F.)-'21
16	Lawrence, Trevor	QB	6-6	220	23	3	Clemson	Cartersville, Ga.	D1-'21
<b>RUNNING BACKS (4)</b>									
1	Etienne Jr., Travis	RB	5-10	215	24	3	Clemson	Jennings, La.	D1-'21
4	Bigsby, Tank	RB	5-11	215	21	R	Auburn	LaGrange, Ga.	D3-'23
22	Hasty, JaMycal	RB	5-8	205	27	4	Baylor	Longview, Texas	W (S.F.)-'22
25	Johnson, D'Ernest	RB	5-10	208	27	5	South Florida	Immokalee, Fla.	UFA (CLE) -'23
<b>WIDE RECEIVERS (7)</b>									
0	Ridley, Calvin	WR	6-1	190	28	5	Alabama	Fort Lauderdale, Fla.	T (ATL)-'22
7	Jones, Zay	WR	6-2	200	28	7	East Carolina	Austin, Texas	UFA (L.V.)-'22
11	Washington, Parker	WR	5-10	204	21	R	Penn State	Sugarland, Texas	D6-'23
13	Kirk, Christian	WR	5-11	200	26	6	Texas A&M	Scottsdale, Ariz.	UFA (ARZ)-'22
14	Cooks, Elijah	WR	6-4	215	24	R	San Jose State	Atascadero, Calif.	FA-'23
15	Jones, Tim	WR	6-1	200	25	2	Southern Mississippi	Biloxi, Miss.	FA-'21
39	Agnew, Jamal	WR	5-10	190	28	7	San Diego	San Diego, Calif.	UFA (DET)-'21
<b>TIGHT ENDS (3)</b>									
17	Ingram, Evan	TE	6-3	240	29	7	Mississippi	Powder Springs, Ga.	UFA (NYG)-'22
85	Strange, Brenton	TE	6-4	253	22	R	Penn State	Parkersburg, W. Va.	D2-'23
89	Farrell, Luke	TE	6-5	250	25	3	Ohio State	Perry, Ohio	D5-'21
<b>OFFENSIVE LINE (8)</b>									
68	Scherff, Brandon	OL	6-5	315	31	9	Iowa	Denison, Iowa	UFA (WAS)-'22
69	Shatley, Tyler	OL	6-3	305	32	10	Clemson	Icard, N.C.	FA-'14
70	Van Lanen, Cole	OL	6-5	312	25	3	Wisconsin	Green Bay, Wis.	T (G.B.)-'22
72	Little, Walker	OL	6-7	325	24	3	Stanford	Houston, Texas	D2-'21
73	Hance, Blake	OL	6-5	310	27	3	Northwestern	Jacksonville, Ill.	FA-'23
77	Harrison, Anton	OL	6-4	315	21	R	Oklahoma	Washington, D.C.	D1-'23
78	Bartch, Ben	OL	6-6	315	25	4	St. John's (Minn.)	Dayton, Ore.	D4-'20
79	Fortner, Luke	OL	6-4	307	25	2	Kentucky	Sylvania, Ohio	D3-'22
<b>LINEBACKERS (9)</b>									
23	Oluokun, Foyesade	LB	6-2	230	28	6	Yale	St. Louis, Mo.	UFA (ATL)-'22
33	Lloyd, Devin	LB	6-3	235	24	2	Utah	Chula Vista, Calif.	D1-'22
41	Allen, Josh	OLB	6-5	255	26	5	Kentucky	Montclair, N.J.	D1-'19
44	Walker, Travon	OLB	6-5	272	22	2	Georgia	Thomaston, Ga.	D1-'22
45	Chaisson, K'Lavon	OLB	6-3	245	24	4	LSU	Houston, Texas	D1-'20
48	Muma, Chad	LB	6-3	239	24	2	Wyoming	Lone Tree, Colo.	D3-'22
50	Quarterman, Shaquille	LB	6-0	240	25	4	Miami (Fla.)	Orange Park, Fla.	D4-'20
56	Abdullah, Yasir	OLB	6-1	240	23	R	Louisville	Miramar, Fla.	D5-'23
57	Johnson, Caleb	LB	6-2	220	25	3	Houston Baptist	Point Loma, Calif.	W (CHI)-'22
<b>DEFENSIVE BACKS (10)</b>									
2	Jenkins, Rayshawn	S	6-1	200	29	7	Miami (Fla.)	St. Petersburg, Fla.	UFA (LAC)-'21
5	Cisco, Andre	S	6-0	210	23	3	Syracuse	Queens, N.Y.	D3-'21
20	Thomas, Daniel	S	5-10	215	25	4	Auburn	Montgomery, Ala.	D5a-'20
21	Braswell, Christian	CB	5-11	185	23	R	Rutgers	Washington, D.C.	D6-'23
26	Johnson, Antonio	S	6-2	198	21	R	Texas A&M	East St. Louis, Ill.	D5-'23
30	Brown, Montaric	CB	6-0	190	24	2	Arkansas	Ashdown, Ark.	D7-'22
31	Williams, Darius	CB	5-9	187	30	6	Alabama-Birmingham	Jacksonville, Fla.	UFA (LAR)-'22
32	Campbell, Tyson	CB	6-1	195	23	3	Georgia	Miramar, Fla.	D2-'21
37	Herndon, Tre	CB	5-11	190	27	6	Vanderbilt	Chattanooga, Tenn.	FA-'18
42	Wingard, Andrew	S	6-0	200	26	5	Wyoming	Arvada, Colo.	FA-'19
<b>DEFENSIVE LINE (6)</b>									
90	Blackson, Angelo	DT	6-4	319	30	6	Auburn	Bear, Del.	FA-'23
93	Lacy, Tyler	DL	6-4	279	23	R	Oklahoma State	Sachse, Texas	D4-'23
94	Fatukasi, Folorunso	DL	6-4	318	28	6	Connecticut	Far Rockaway, N.Y.	UFA (NYJ)-'22
95	Robertson-Harris, Roy	DL	6-5	290	30	7	Texas-El Paso	Oakland, Calif.	UFA (CHI)-'21
96	Gotsis, Adam	DL	6-4	290	31	8	Georgia Tech	Melbourne, Australia	FA-'21
99	Ledbetter, Jeremiah	DL	6-3	299	29	6	Arkansas	Gainesville, Ga.	FA-'21
<b>SPECIALISTS (3)</b>									
9	Cooke, Logan	P	6-5	230	28	6	Mississippi State	Darbus, Miss.	D7b-'18
10	McManus, Brandon	K	6-3	201	32	10	Temple	Lansdale, Pa.	FA-'23
46	Maticcik, Ross	LS	6-0	240	27	4	Baylor	McKinney, Texas	FA-'20





# HOW BUILT

YEAR	DRAFTEES (25)	FREE AGENTS (15)	COLLEGE FREE AGENTS (5)	TRADES/WAIVERS (4)	PRACTICE SQUAD (2)	SUP. DRAFT (0)
<b>2014</b>		OL Tyler Shatley (FA-'14)				
<b>2018</b>	P Logan Cooke (7)		CB Tre Herndon (FA-'18)			
<b>2019</b>	OLB Josh Allen (1)		S Andrew Wingard (FA-'19)			
<b>2020</b>	OLB K'Lavon Chaisson (1) OL Ben Barch (4) LB Shaquille Quarterman (4) S Daniel Thomas (5)		LS Ross Maticcik (FA-'20)			
<b>2021</b>	RB Travis Etienne Jr. (1) QB Trevor Lawrence (1) CB Tyson Campbell (2) OL Walker Little (2) S Andre Cisco (3) TE Luke Farrell (5)	WR Jamal Agnew (UFA DET - '21) QB C.J. Beathard (UFA S.F. - '21) DL Adam Gotsis (FA-'21) S Rayshawn Jenkins (UFA LAC -'21) DL Jeremiah Ledbetter (FA-'21) DL Roy Robertson-Harris (UFA CHI -'21)	WR Tim Jones (FA-'21)			
<b>2022</b>	OLB Travon Walker (1) LB Devin Lloyd (1b) OL Luke Fortner (3) LB Chad Muma (3) CB Montaric Brown (7)	TE Evan Engram (UFA NYG - '22) DL Folorunso Fatukasi (UFA NYJ -'22) WR Zay Jones (UFA L.V. -'22) WR Christian Kirk (UFA ARZ - '22) LB Foyesade Oluokun (UFA ATL -'22) OL Brandon Scherff (UFA WAS -'22) CB Darius Williams (UFA LAR -'22)		RB JaMycal Hasty (W S.F. - '22) LB Caleb Johnson (W CHI -'22) WR Calvin Ridley (T ATL -'22) OL Cole Van Lanen (T G.B. - '22)		
<b>2023</b>	OL Anton Harrison (1) TE Brenton Strange (2) RB Tank Bigsby (3) DL Tyler Lacy (4) OLB Yasir Abdullah (5) S Antonio Johnson (5) CB Christian Braswell (6) WR Parker Washington (6)	K Brandon McManus (FA-'23)	WR Elijah Cooks (FA-'23)		DT Angelo Blackson (FA-'23) OL Blake Hance (FA'23)	



# PLAYER PARTICIPATION

2023 REGULAR SEASON JACKSONVILLE JAGUARS PLAYER PARTICIPATION																					
PLAYERS	AT IND	KC	HOU	10/1	10/8	10/15	10/19	10/29	11/12	11/19	11/26	12/4	12/10	12/17	12/24	12/31	1/7	GP	GS	DNP	IN
Yasir Abdullah	P	P	P	-	-	-	-	-	-	-	-	-	-	-	-	-	-	3	0	0	0
Jamal Agnew	P	P	P	-	-	-	-	-	-	-	-	-	-	-	-	-	-	3	0	0	0
Josh Allen	WILL	WILL	WILL	-	-	-	-	-	-	-	-	-	-	-	-	-	-	3	3	0	0
Ben Bartch	LG	LG	LG	-	-	-	-	-	-	-	-	-	-	-	-	-	-	3	3	0	0
C.J. Beathard	X	X	P	-	-	-	-	-	-	-	-	-	-	-	-	-	-	1	0	2	0
Tank Bigsby	P	P	P	-	-	-	-	-	-	-	-	-	-	-	-	-	-	3	0	0	0
Christian Braswell	N	P	P	-	-	-	-	-	-	-	-	-	-	-	-	-	-	2	0	0	1
Chandler Brewer	PS	PS	PS	-	-	-	-	-	-	-	-	-	-	-	-	-	-	0	0	0	0
Montaric Brown	P	P	X	-	-	-	-	-	-	-	-	-	-	-	-	-	-	2	0	1	0
Tevaughn Campbell	PS	PS	PS	-	-	-	-	-	-	-	-	-	-	-	-	-	-	0	0	0	0
Tyson Campbell	CB	CB	CB	-	-	-	-	-	-	-	-	-	-	-	-	-	-	3	3	0	0
K'Lavon Chaisson	P	P	P	-	-	-	-	-	-	-	-	-	-	-	-	-	-	3	0	0	0
Andre Cisco	FS	FS	FS	-	-	-	-	-	-	-	-	-	-	-	-	-	-	3	3	0	0
Chris Claybrooks	#	#	#	-	-	-	-	-	-	-	-	-	-	-	-	-	-	0	0	0	0
D.J. Coleman	PS	PS	PS	-	-	-	-	-	-	-	-	-	-	-	-	-	-	0	0	0	0
Snoop Conner	PS	PS	PS	-	-	-	-	-	-	-	-	-	-	-	-	-	-	0	0	0	0
Logan Cooke	P	P	P	-	-	-	-	-	-	-	-	-	-	-	-	-	-	3	0	0	0
Elijah Cooks	N	N	N	-	-	-	-	-	-	-	-	-	-	-	-	-	-	0	0	0	3
Coy Cronk	PS	PS	PS	-	-	-	-	-	-	-	-	-	-	-	-	-	-	0	0	0	0
De'Shaan Dixon	PS	PS	PS	-	-	-	-	-	-	-	-	-	-	-	-	-	-	0	0	0	0
Evan Engram	TE	TE	TE	-	-	-	-	-	-	-	-	-	-	-	-	-	-	3	3	0	0
Travis Etienne Jr.	RB	RB	RB	-	-	-	-	-	-	-	-	-	-	-	-	-	-	3	3	0	0
Luke Farrell	P	P	TE	-	-	-	-	-	-	-	-	-	-	-	-	-	-	3	1	0	0
Folorunso Fatukasi	NT	NT	NT	-	-	-	-	-	-	-	-	-	-	-	-	-	-	3	3	0	0
Luke Fortner	C	C	C	-	-	-	-	-	-	-	-	-	-	-	-	-	-	3	3	0	0
Adam Gotsis	P	DE	DE	-	-	-	-	-	-	-	-	-	-	-	-	-	-	3	2	0	0
Erick Hallett II	PS	PS	PS	-	-	-	-	-	-	-	-	-	-	-	-	-	-	0	0	0	0
DaVon Hamilton	IR	IR	IR	-	-	-	-	-	-	-	-	-	-	-	-	-	-	0	0	0	0
Blake Hance	P	P	P	-	-	-	-	-	-	-	-	-	-	-	-	-	-	3	0	0	0
Jacob Harris	PS	PS	P	-	-	-	-	-	-	-	-	-	-	-	-	-	-	1	0	0	0
Anton Harrison	RT	RT	RT	-	-	-	-	-	-	-	-	-	-	-	-	-	-	3	3	0	0
Ja'Mycal Hasty	N	N	N	-	-	-	-	-	-	-	-	-	-	-	-	-	-	0	0	0	3
Tre Herndon	CB	P	P	-	-	-	-	-	-	-	-	-	-	-	-	-	-	3	1	0	0
Cooper Hodges	IR	IR	IR	-	-	-	-	-	-	-	-	-	-	-	-	-	-	0	0	0	0
Dequan Jackson	PS	PS	PS	-	-	-	-	-	-	-	-	-	-	-	-	-	-	0	0	0	0
Rayshawn Jenkins	SS	SS	SS	-	-	-	-	-	-	-	-	-	-	-	-	-	-	3	3	0	0
Antonio Johnson	N	N	N	-	-	-	-	-	-	-	-	-	-	-	-	-	-	0	0	0	3
Caleb Johnson	P	P	P	-	-	-	-	-	-	-	-	-	-	-	-	-	-	3	0	0	0
D'Ernest Johnson	P	P	P	-	-	-	-	-	-	-	-	-	-	-	-	-	-	3	0	0	0
Tim Jones	P	P	P	-	-	-	-	-	-	-	-	-	-	-	-	-	-	3	0	0	0
Zay Jones	WR	WR	N	-	-	-	-	-	-	-	-	-	-	-	-	-	-	2	2	0	1
Gregory Junior	P	IR	IR	-	-	-	-	-	-	-	-	-	-	-	-	-	-	1	0	0	0
Christian Kirk	WR	WR	WR	-	-	-	-	-	-	-	-	-	-	-	-	-	-	3	3	0	0
Tyler Lacy	N	P	P	-	-	-	-	-	-	-	-	-	-	-	-	-	-	2	0	0	1
Trevor Lawrence	QB	QB	QB	-	-	-	-	-	-	-	-	-	-	-	-	-	-	3	3	0	0
Jeremiah Ledbetter	P	P	P	-	-	-	-	-	-	-	-	-	-	-	-	-	-	3	0	0	0
Walker Little	LT	LT	LT	-	-	-	-	-	-	-	-	-	-	-	-	-	-	3	3	0	0
Devin Lloyd	LB	LB	LB	-	-	-	-	-	-	-	-	-	-	-	-	-	-	3	3	0	0
Ross Maticcik	P	P	P	-	-	-	-	-	-	-	-	-	-	-	-	-	-	3	0	0	0
Brandon McManus	P	P	P	-	-	-	-	-	-	-	-	-	-	-	-	-	-	3	0	0	0
Ventrell Miller	IR	IR	IR	-	-	-	-	-	-	-	-	-	-	-	-	-	-	0	0	0	0
Jaylon Moore	IR	IR	IR	-	-	-	-	-	-	-	-	-	-	-	-	-	-	0	0	0	0
Chad Muma	P	P	P	-	-	-	-	-	-	-	-	-	-	-	-	-	-	3	0	0	0
Foyesade Oluokun	LB	LB	LB	-	-	-	-	-	-	-	-	-	-	-	-	-	-	3	3	0	0
Ayo Oyelola	PS	PS	PS	-	-	-	-	-	-	-	-	-	-	-	-	-	-	0	0	0	0
Derek Parish	PS	PS	PS	-	-	-	-	-	-	-	-	-	-	-	-	-	-	0	0	0	0
Josh Pederson	PS	PS	PS	-	-	-	-	-	-	-	-	-	-	-	-	-	-	0	0	0	0
Gerrit Prince	NOT	PS	NOT	-	-	-	-	-	-	-	-	-	-	-	-	-	-	0	0	0	0
Shaquille Quarterman	P	P	P	-	-	-	-	-	-	-	-	-	-	-	-	-	-	3	0	0	0
Sammis Reyes	RET	RET	RET	-	-	-	-	-	-	-	-	-	-	-	-	-	-	0	0	0	0
Calvin Ridley	WR	WR	WR	-	-	-	-	-	-	-	-	-	-	-	-	-	-	3	3	0	0
Roy Robertson-Harris	DE	DE	DE	-	-	-	-	-	-	-	-	-	-	-	-	-	-	3	3	0	0
Cam Robinson	R/SUS	R/SUS	R/SUS	-	-	-	-	-	-	-	-	-	-	-	-	-	-	0	0	0	0
Nathan Rourke	PS	PS	PS	-	-	-	-	-	-	-	-	-	-	-	-	-	-	0	0	0	0
Brandon Scherff	RG	RG	RG	-	-	-	-	-	-	-	-	-	-	-	-	-	-	3	3	0	0
Tyler Shatley	P	P	P	-	-	-	-	-	-	-	-	-	-	-	-	-	-	3	0	0	0
Dawuane Smoot	PUP	PUP	PUP	-	-	-	-	-	-	-	-	-	-	-	-	-	-	0	0	0	0
Brenton Strange	P	P	P	-	-	-	-	-	-	-	-	-	-	-	-	-	-	3	0	0	0
Leonard Taylor	IR	R/SUS	R/SUS	-	-	-	-	-	-	-	-	-	-	-	-	-	-	0	0	0	0
Daniel Thomas	P	P	P	-	-	-	-	-	-	-	-	-	-	-	-	-	-	3	0	0	0
Cole Van Lanen	P	P	P	-	-	-	-	-	-	-	-	-	-	-	-	-	-	3	0	0	0
Travon Walker	SAM	SAM	SAM	-	-	-	-	-	-	-	-	-	-	-	-	-	-	3	3	0	0
Parker Washington	N	N	N	-	-	-	-	-	-	-	-	-	-	-	-	-	-	0	0	0	3
Darius Williams	CB	CB	CB	-	-	-	-	-	-	-	-	-	-	-	-	-	-	3	3	0	0
Darryl Williams	PS	PS	PS	-	-	-	-	-	-	-	-	-	-	-	-	-	-	0	0	0	0
Seth Williams	PS	PS	PS	-	-	-	-	-	-	-	-	-	-	-	-	-	-	0	0	0	0
Andrew Wingard	P	P	P	-	-	-	-	-	-	-	-	-	-	-	-	-	-	3	0	0	0

**LEGEND:**  
 CAPS=Starter, P=Player was a substitution, X=Did Not Play (Non-injury), N=On Inactive List, PS=Practice Squad, NOT=Not on Roster, RET=Reserve/Retired, IR=Injured Reserve, #=Roster Exemption, R/SUS=Reserve/League Susp., PUP=Active/PUP, ^=With Other Team



# GAME-BY-GAME STARTERS

2023 REGULAR SEASON													
OFFENSE													
DATE	OPPONENT	WR	WR	LT	LG	C	RG	RT	TE	QB	RB	WR	TE
9/10	at Indianapolis	C. Kirk	Z. Jones	W. Little	B. Bartch	L. Fortner	B. Scherff	A. Harrison	E. Engram	T. Lawrence	T. Etienne Jr.	C. Ridley	--
9/17	Kansas City	C. Kirk	Z. Jones	W. Little	B. Bartch	L. Fortner	B. Scherff	A. Harrison	E. Engram	T. Lawrence	T. Etienne Jr.	C. Ridley	--
9/24	Houston	C. Kirk	--	W. Little	B. Bartch	L. Fortner	B. Scherff	A. Harrison	E. Engram	T. Lawrence	T. Etienne Jr.	C. Ridley	L. Farrell
10/1	Atlanta	--	--	--	--	--	--	--	--	--	--	--	--
10/8	at Buffalo	--	--	--	--	--	--	--	--	--	--	--	--
10/15	Indianapolis	--	--	--	--	--	--	--	--	--	--	--	--
10/19	at New Orleans	--	--	--	--	--	--	--	--	--	--	--	--
10/29	at Pittsburgh	--	--	--	--	--	--	--	--	--	--	--	--
11/12	San Francisco	--	--	--	--	--	--	--	--	--	--	--	--
11/19	Tennessee	--	--	--	--	--	--	--	--	--	--	--	--
11/26	at Houston	--	--	--	--	--	--	--	--	--	--	--	--
12/4	Cincinnati	--	--	--	--	--	--	--	--	--	--	--	--
12/10	at Cleveland	--	--	--	--	--	--	--	--	--	--	--	--
12/17	Baltimore	--	--	--	--	--	--	--	--	--	--	--	--
12/24	at Tampa Bay	--	--	--	--	--	--	--	--	--	--	--	--
12/31	Carolina	--	--	--	--	--	--	--	--	--	--	--	--
1/7	at Tennessee	--	--	--	--	--	--	--	--	--	--	--	--

2023 REGULAR SEASON														
DEFENSE														
DATE	OPPONENT	NT	DL	DL	OLB	LB	LB	OLB	CB	CB	FS	SS	NICKEL	S
9/10	at Indianapolis	--	F. Fatukasi	R. Robertson-Harris	J. Allen	F. Oluokun	D. Lloyd	T. Walker	T. Campbell	D. Williams	A. Cisco	R. Jenkins	T. Herndon	--
9/17	Kansas City	A. Gotsis	F. Fatukasi	R. Robertson-Harris	J. Allen	F. Oluokun	D. Lloyd	T. Walker	T. Campbell	D. Williams	A. Cisco	R. Jenkins	--	--
9/24	Houston	A. Gotsis	F. Fatukasi	R. Robertson-Harris	J. Allen	F. Oluokun	D. Lloyd	T. Walker	T. Campbell	D. Williams	A. Cisco	R. Jenkins	--	--
10/1	Atlanta	--	--	--	--	--	--	--	--	--	--	--	--	--
10/8	at Buffalo	--	--	--	--	--	--	--	--	--	--	--	--	--
10/15	Indianapolis	--	--	--	--	--	--	--	--	--	--	--	--	--
10/19	at New Orleans	--	--	--	--	--	--	--	--	--	--	--	--	--
10/29	at Pittsburgh	--	--	--	--	--	--	--	--	--	--	--	--	--
11/12	San Francisco	--	--	--	--	--	--	--	--	--	--	--	--	--
11/19	Tennessee	--	--	--	--	--	--	--	--	--	--	--	--	--
11/26	at Houston	--	--	--	--	--	--	--	--	--	--	--	--	--
12/4	Cincinnati	--	--	--	--	--	--	--	--	--	--	--	--	--
12/10	at Cleveland	--	--	--	--	--	--	--	--	--	--	--	--	--
12/17	Baltimore	--	--	--	--	--	--	--	--	--	--	--	--	--
12/24	at Tampa Bay	--	--	--	--	--	--	--	--	--	--	--	--	--
12/31	Carolina	--	--	--	--	--	--	--	--	--	--	--	--	--
1/7	at Tennessee	--	--	--	--	--	--	--	--	--	--	--	--	--

Rookies underlined.



# WEEK-BY-WEEK LEADERS

DATE	OPPONENT	SCORING		RUSHING YARDS		RECEPTIONS		RECEIVING YARDS		TACKLES		SOLO TACKLES		SACKS		INTERCEPTIONS		FORCED FUMBLES		RECOVERED FUMBLES		PASSING YARDS		CARRIES	
		PLAYER	NO.	PLAYER	NO.	PLAYER	NO.	PLAYER	NO.	PLAYER	NO.	PLAYER	NO.	PLAYER	NO.	PLAYER	NO.	PLAYER	NO.	PLAYER	NO.	PLAYER	NO.	PLAYER	NO.
09/10	at Colts	B. McManus	7	T. Etienne Jr.	77	C. Ridley	8	C. Ridley	101	F. Oluokun	13	F. Oluokun	8	J. Allen	3.0	T. Campbell	1	A. Cisco	1	D. Lloyd	1	T. Lawrence	241	T. Etienne Jr.	18
09/17	Chiefs	B. McManus	9	T. Etienne Jr.	40	C. Kirk	11	C. Kirk	110	D. Lloyd	11	F. Oluokun	6	K. Chaisson	1.0	A. Cisco	1	T. Herndon	1	F. Oluokun	1	T. Lawrence	216	T. Etienne Jr.	12
09/24	Texans	T. Bigsby C. Kirk	6	T. Etienne Jr.	88	E. Ingram	7	E. Ingram	67	F. Oluokun	14	F. Oluokun	8	--	--	--	--	--	--	--	--	T. Lawrence	279	T. Etienne Jr.	19
10/01	Falcons	--	--	--	--	--	--	--	--	--	--	--	--	--	--	--	--	--	--	--	--	--	--	--	
10/08	at Bills	--	--	--	--	--	--	--	--	--	--	--	--	--	--	--	--	--	--	--	--	--	--	--	
10/15	Colts	--	--	--	--	--	--	--	--	--	--	--	--	--	--	--	--	--	--	--	--	--	--	--	
10/19	at Saints	--	--	--	--	--	--	--	--	--	--	--	--	--	--	--	--	--	--	--	--	--	--	--	
10/29	at Steelers	--	--	--	--	--	--	--	--	--	--	--	--	--	--	--	--	--	--	--	--	--	--	--	
11/12	49ers	--	--	--	--	--	--	--	--	--	--	--	--	--	--	--	--	--	--	--	--	--	--	--	
11/19	Titans	--	--	--	--	--	--	--	--	--	--	--	--	--	--	--	--	--	--	--	--	--	--	--	
11/26	at Texans	--	--	--	--	--	--	--	--	--	--	--	--	--	--	--	--	--	--	--	--	--	--	--	
12/04	Bengals	--	--	--	--	--	--	--	--	--	--	--	--	--	--	--	--	--	--	--	--	--	--	--	
12/10	at Browns	--	--	--	--	--	--	--	--	--	--	--	--	--	--	--	--	--	--	--	--	--	--	--	
12/17	Ravens	--	--	--	--	--	--	--	--	--	--	--	--	--	--	--	--	--	--	--	--	--	--	--	
12/24	at Buccaneers	--	--	--	--	--	--	--	--	--	--	--	--	--	--	--	--	--	--	--	--	--	--	--	
12/31	Panthers	--	--	--	--	--	--	--	--	--	--	--	--	--	--	--	--	--	--	--	--	--	--	--	
01/07	at Titans	--	--	--	--	--	--	--	--	--	--	--	--	--	--	--	--	--	--	--	--	--	--	--	
<b>MOST TIMES LED (INCLUDING TIES)</b>		<b>B. MCMANUS</b>	<b>2</b>	<b>T. ETIENNE JR.</b>	<b>3</b>	<b>C. KIRK</b> <b>E. INGRAM</b> <b>C. RIDLEY</b>	<b>1</b>	<b>C. KIRK</b> <b>E. INGRAM</b> <b>C. RIDLEY</b>	<b>1</b>	<b>F. OLUOKUN</b>	<b>2</b>	<b>F. OLUOKUN</b>	<b>3</b>	<b>J. ALLEN</b> <b>K. CHAISSON</b>	<b>1</b>	<b>T. CAMPBELL</b> <b>A. CISCO</b>	<b>1</b>	<b>A. CISCO</b> <b>T. CAMPBELL</b> <b>T. HERNDON</b> <b>D. WILLIAMS</b>	<b>1</b>	<b>D. LLOYD</b> <b>F. OLUOKUN</b>	<b>1</b>	<b>T. LAWRENCE</b>	<b>3</b>	<b>T. ETIENNE JR.</b>	<b>3</b>



# DEFENSIVE STATS

POS.	PLAYER	TKL.	AST.	TOTAL	TFL	SACKS/YDS.	PR	FR	FF	INT./YDS.	PD
LB	F. Oluokun	22	15	37	0	0.0/0.0	1	1	0	0/0	1
S	R. Jenkins	17	3	20	2	0.0/0.0	0	0	0	0/0	2
S	A. Cisco	12	7	19	0	0.0/0.0	0	0	1	1/0	2
LB	D. Lloyd	8	11	19	0	0.0/0.0	0	1	0	0/0	3
CB	T. Campbell	11	6	17	0	0.0/0.0	0	0	1	1/0	1
OLB	J. Allen	8	5	13	3	3.0/3.0	6	0	0	0/0	0
OLB	T. Walker	7	5	12	4	1.0/5.0	1	0	0	0/0	0
DL	R. Robertson-Harris	5	6	11	0	0.0/0.0	1	0	0	0/0	0
CB	D. Williams	7	2	9	1	0.0/0.0	0	0	1	0/0	3
CB	T. Herndon	4	5	9	0	0.0/0.0	1	0	1	0/0	2
DL	A. Gotsis	5	1	6	2	0.0/0.0	1	0	0	0/0	1
DL	F. Fatukasi	4	1	5	1	0.0/0.0	1	0	0	0/0	0
DL	J. Ledbetter	3	2	5	0	0.0/0.0	0	0	0	0/0	0
OLB	K. Chaisson	2	1	3	1	1.0/7.0	2	0	0	0/0	0
S	A. Wingard	2	0	2	0	0.0/0.0	0	0	0	0/0	0
DT	A. Blackson	1	1	2	0	0.0/0.0	0	1	0	0/0	0
LB	C. Muma	0	2	2	0	0.0/0.0	0	0	0	0/0	0
DL	T. Lacy	0	1	1	0	0.0/0.0	0	0	0	0/0	0
<b>JAGUARS TOTALS</b>		<b>118</b>	<b>74</b>	<b>192</b>	<b>14</b>	<b>5.0/15.0</b>	<b>14</b>	<b>3</b>	<b>4</b>	<b>2/0</b>	<b>15</b>
<b>OPP. TOTALS</b>		<b>126</b>	<b>73</b>	<b>199</b>	<b>12</b>	<b>6.0/22.0</b>	<b>16</b>	<b>3</b>	<b>5</b>	<b>2/34</b>	<b>14</b>

Assist, TFL=Tackle for a Loss, PR=Pressures, Int.=Interception, FR=Fumble Recovery, FF=Forced Fumble, PD=Pass Defense

2023 JAGUARS SPECIAL TEAMS				
POS.	PLAYER	TKL.	AST.	COMB.
S	Thomas, Daniel	3	0	3
LS	Maticcik, Ross	2	0	2
LB	Johnson, Caleb	1	1	2
LB	Quarterman, Shaquille	1	0	1
<b>TOTALS</b>		<b>7</b>	<b>1</b>	<b>8</b>

DEFENSIVE STATS BY RANK													
SACKS			INTERCEPTIONS			TACKLES FOR LOSS			PASSES DEFENSED			PRESSURES	
PLAYER	NO.	PLAYER	NO.	PLAYER	NO.	PLAYER	NO.	PLAYER	NO.	PLAYER	NO.		
J. Allen	3.0	T. Campbell	1	T. Walker	4	D. Lloyd	3	J. Allen	6				
K. Chaisson	1.0	A. Cisco	1	J. Allen	3	D. Williams	3	K. Chaisson	2				
T. Walker	1.0			A. Gotsis	2	A. Cisco	2	F. Fatukasi	1				
				R. Jenkins	2	T. Herndon	2	A. Gotsis	1				
				K. Chaisson	1	R. Jenkins	2	T. Herndon	1				
				F. Fatukasi	1	T. Campbell	1	F. Oluokun	1				
				D. Williams	1	A. Gotsis	1	R. Robertson-Harris	1				
						F. Oluokun	1	T. Walker	1				



# BIG PLAYS / BIG YARDAGE GAMES

DATE	OPPONENT	RUSHES				RECEPTIONS				RETURNS			
		GAIN	PLAYER	QTR	DR RESULT	GAIN	PLAYER	QTR	DR RESULT	GAIN	PLAYER	QTR	DR RESULT
09/10	at Indianapolis	11	Trevor Lawrence	4	TD	24	Calvin Ridley	1	TD	48	Jamal Agnew (PR)	4	Punt
		26t	Travis Etienne Jr.	4	TD	29	Calvin Ridley	2	TD				
						26	Evan Engram	3	FG				
09/17	Kansas City	18	Trevor Lawrence	4	Downs	26	Calvin Ridley	2	FG				
						45	Christian Kirk	3	FG				
09/24	Houston	11	Travis Etienne Jr.	3'	TD	28	Evan Engram	3	FG	33	Jamal Agnew (KR)	3	TD
		16	Travis Etienne Jr.	3	TD	21	Calvin Ridley	4'	TD				
						26t	Christian Kirk	4	TD				
SUNDAY, OCT. 1   2:30 P.M.	Atlanta	--	--	--	--	--	--	--	--	--	--	--	
10/08	at Buffalo	--	--	--	--	--	--	--	--	--	--	--	
10/15	Indianapolis	--	--	--	--	--	--	--	--	--	--	--	
10/19	at New Orleans	--	--	--	--	--	--	--	--	--	--	--	
10/29	at Pittsburgh	--	--	--	--	--	--	--	--	--	--	--	
11/12	San Francisco	--	--	--	--	--	--	--	--	--	--	--	
11/19	Tennessee	--	--	--	--	--	--	--	--	--	--	--	
11/26	at Houston	--	--	--	--	--	--	--	--	--	--	--	
12/04	Cincinnati	--	--	--	--	--	--	--	--	--	--	--	
12/10	at Cleveland	--	--	--	--	--	--	--	--	--	--	--	
12/17	Baltimore	--	--	--	--	--	--	--	--	--	--	--	
12/24	at Tampa Bay	--	--	--	--	--	--	--	--	--	--	--	
12/31	Carolina	--	--	--	--	--	--	--	--	--	--	--	
01/07	at Tennessee	--	--	--	--	--	--	--	--	--	--	--	

-- result within the same drive

## 2023 REGULAR SEASON BIG YARDAGE GAMES

100-YARD PASS RECEIVERS								
DATE	OPPONENT	PLAYER	REC.	YDS.	AVG.	LG	TD	
9/10	at Colts	Calvin Ridley	8	101	12.6	29	1	
9/17	vs. Chiefs	Christian Kirk	11	110	10.0	45	0	

## 2023 OPPONENTS BIG YARDAGE GAMES

100-YARD PASS RECEIVERS								
DATE	OPPONENT	PLAYER	REC.	YDS.	AVG.	LG	TD	
9/24	vs. Texans	Tank Dell	5	145	29.0	68T	1	

300-YARD PASSERS								
DATE	OPPONENT	PLAYER	ATT.	YDS.	COMP.	LG	TD	
9/17	vs. Chiefs	Patrick Mahomes	41	305	29	54	2	



# TAKEAWAY/GIVEAWAY CHART

DATE	OPPONENT	FORCED TURNOVERS			TURNOVERS CONVERTED					OUTCOME
		FUM	INTS	TOTAL	TD	FG	PTS.	PTS. PCT.	TD PCT.	NET DIFF.
09/10	Jacksonville	2	1	3	1	0	7	33.3	100.0	+1
	at Indianapolis	1	1	2	1	0	7	50.0	100.0	-1
09/17	Jacksonville	2	1	3	0	1	3	33.3	0.0	+2
	Kansas City	1	0	1	0	0	0	0.0	0.0	-2
09/24	Jacksonville	0	0	0	0	0	0	0.0	0.0	-2
	Houston	1	1	2	0	2	6	100.0	0.0	+2
10/08		--	--	--	--	--	--	--	--	--
10/15		--	--	--	--	--	--	--	--	--
10/19		--	--	--	--	--	--	--	--	--
10/29		--	--	--	--	--	--	--	--	--
11/12		--	--	--	--	--	--	--	--	--
11/19		--	--	--	--	--	--	--	--	--
11/26		--	--	--	--	--	--	--	--	--
12/04		--	--	--	--	--	--	--	--	--
12/10		--	--	--	--	--	--	--	--	--
12/17		--	--	--	--	--	--	--	--	--
12/24		--	--	--	--	--	--	--	--	--
12/31		--	--	--	--	--	--	--	--	--
01/07		--	--	--	--	--	--	--	--	--
	<b>JAGUARS</b>	<b>4</b>	<b>2</b>	<b>6</b>	<b>1</b>	<b>1</b>	<b>10</b>	<b>33.3</b>	<b>50.0</b>	<b>+1</b>
	<b>OPPONENTS</b>	<b>3</b>	<b>2</b>	<b>5</b>	<b>1</b>	<b>2</b>	<b>13</b>	<b>60.0</b>	<b>33.3</b>	<b>-1</b>



# RED ZONE EFFICIENCY

JAGUARS																		
Date	Opponent	Num				Miss	FG	FGA	Blk/ MFG	INT	Fum	Dwns	Drive Ends			TD%	Score	
		Drives	TD	PAT	2-Pt.								PAT	Half	Game		Pts	Pct.
09/10	at Indianapolis	3	3	3	0	0	0	0	0	0	0	0	0	0	21	100.0	100.0	7.0
09/17	Kansas City	3	0	0	0	0	2	2	0	0	0	1	0	0	6	0.0	66.7	2.0
09/24	Houston	2	1	1	0	0	1	1	0	0	0	0	0	0	10	50.0	100.0	5.0
10/01	Atlanta	--	--	--	--	--	--	--	--	--	--	--	--	--	--	--	--	--
10/08	at Buffalo	--	--	--	--	--	--	--	--	--	--	--	--	--	--	--	--	--
10/15	Indianapolis	--	--	--	--	--	--	--	--	--	--	--	--	--	--	--	--	--
10/19	at New Orleans	--	--	--	--	--	--	--	--	--	--	--	--	--	--	--	--	--
10/29	at Pittsburgh	--	--	--	--	--	--	--	--	--	--	--	--	--	--	--	--	--
11/12	San Francisco	--	--	--	--	--	--	--	--	--	--	--	--	--	--	--	--	--
11/19	Tennessee	--	--	--	--	--	--	--	--	--	--	--	--	--	--	--	--	--
11/26	at Houston	--	--	--	--	--	--	--	--	--	--	--	--	--	--	--	--	--
12/04	Cincinnati	--	--	--	--	--	--	--	--	--	--	--	--	--	--	--	--	--
12/10	at Cleveland	--	--	--	--	--	--	--	--	--	--	--	--	--	--	--	--	--
12/17	Baltimore	--	--	--	--	--	--	--	--	--	--	--	--	--	--	--	--	--
12/24	at Tampa Bay	--	--	--	--	--	--	--	--	--	--	--	--	--	--	--	--	--
12/31	Carolina	--	--	--	--	--	--	--	--	--	--	--	--	--	--	--	--	--
01/07	at Tennessee	--	--	--	--	--	--	--	--	--	--	--	--	--	--	--	--	--
<b>TOTALS</b>		<b>8</b>	<b>4</b>	<b>4</b>	<b>0</b>	<b>0</b>	<b>3</b>	<b>3</b>	<b>0</b>	<b>0</b>	<b>0</b>	<b>1</b>	<b>0</b>	<b>0</b>	<b>37</b>	<b>50.0</b>	<b>87.5</b>	<b>4.6</b>

OPPONENT																		
Date	Opponent	Num				Miss	FG	FGA	Blk/ MFG	INT	Fum	Dwns	Drive Ends			TD%	Score	
		Drives	TD	PAT	2-Pt.								PAT	Half	Game		Pts	Pct.
09/10	at Indianapolis	3	1	1	0	0	0	0	0	0	2	0	0	7	33.3	33.3	2.3	
09/17	Kansas City	4	2	2	0	0	1	1	0	0	0	0	1	17	50.0	75.0	4.3	
09/24	Houston	5	2	2	0	0	3	3	0	0	0	0	0	23	40.0	100.0	4.6	
10/01	Atlanta	--	--	--	--	--	--	--	--	--	--	--	--	--	--	--	--	--
10/08	at Buffalo	--	--	--	--	--	--	--	--	--	--	--	--	--	--	--	--	--
10/15	Indianapolis	--	--	--	--	--	--	--	--	--	--	--	--	--	--	--	--	--
10/19	at New Orleans	--	--	--	--	--	--	--	--	--	--	--	--	--	--	--	--	--
10/29	at Pittsburgh	--	--	--	--	--	--	--	--	--	--	--	--	--	--	--	--	--
11/12	San Francisco	--	--	--	--	--	--	--	--	--	--	--	--	--	--	--	--	--
11/19	Tennessee	--	--	--	--	--	--	--	--	--	--	--	--	--	--	--	--	--
11/26	at Houston	--	--	--	--	--	--	--	--	--	--	--	--	--	--	--	--	--
12/04	Cincinnati	--	--	--	--	--	--	--	--	--	--	--	--	--	--	--	--	--
12/10	at Cleveland	--	--	--	--	--	--	--	--	--	--	--	--	--	--	--	--	--
12/17	Baltimore	--	--	--	--	--	--	--	--	--	--	--	--	--	--	--	--	--
12/24	at Tampa Bay	--	--	--	--	--	--	--	--	--	--	--	--	--	--	--	--	--
12/31	Carolina	--	--	--	--	--	--	--	--	--	--	--	--	--	--	--	--	--
01/07	at Tennessee	--	--	--	--	--	--	--	--	--	--	--	--	--	--	--	--	--
<b>TOTALS</b>		<b>12</b>	<b>5</b>	<b>5</b>	<b>0</b>	<b>0</b>	<b>4</b>	<b>4</b>	<b>0</b>	<b>0</b>	<b>0</b>	<b>2</b>	<b>0</b>	<b>1</b>	<b>47</b>	<b>41.7</b>	<b>75.0</b>	<b>3.9</b>





# GOAL TO GO SITUATIONS

JAGUARS																		
Date	Opponent	Pos	TD	PAT	2-Pt.	Miss PAT	FG	FGA	Blk/MFG	INT	Fum	Dwns	Drive Ends			TD%	Pct.	Score Pts/Poss
09/10	at Indianapolis	1	1	1	0	0	0	0	0	0	0	0	0	0	7	100.0	100.0	7.0
09/17	Kansas City	1	0	0	0	0	1	1	0	0	0	0	0	0	3	0.0	100.0	3.0
09/24	Houston	1	1	1	0	0	0	0	0	0	0	0	0	0	7	100.0	100.0	7.0
10/01	Atlanta	--	--	--	--	--	--	--	--	--	--	--	--	--	--	--	--	--
10/08	at Buffalo	--	--	--	--	--	--	--	--	--	--	--	--	--	--	--	--	--
10/15	Indianapolis	--	--	--	--	--	--	--	--	--	--	--	--	--	--	--	--	--
10/19	at New Orleans	--	--	--	--	--	--	--	--	--	--	--	--	--	--	--	--	--
10/29	at Pittsburgh	--	--	--	--	--	--	--	--	--	--	--	--	--	--	--	--	--
11/12	San Francisco	--	--	--	--	--	--	--	--	--	--	--	--	--	--	--	--	--
11/19	Tennessee	--	--	--	--	--	--	--	--	--	--	--	--	--	--	--	--	--
11/26	at Houston	--	--	--	--	--	--	--	--	--	--	--	--	--	--	--	--	--
12/04	Cincinnati	--	--	--	--	--	--	--	--	--	--	--	--	--	--	--	--	--
12/10	at Cleveland	--	--	--	--	--	--	--	--	--	--	--	--	--	--	--	--	--
12/17	Baltimore	--	--	--	--	--	--	--	--	--	--	--	--	--	--	--	--	--
12/24	at Tampa Bay	--	--	--	--	--	--	--	--	--	--	--	--	--	--	--	--	--
12/31	Carolina	--	--	--	--	--	--	--	--	--	--	--	--	--	--	--	--	--
01/07	at Tennessee	--	--	--	--	--	--	--	--	--	--	--	--	--	--	--	--	--
<b>TOTALS</b>		<b>3</b>	<b>2</b>	<b>2</b>	<b>0</b>	<b>0</b>	<b>1</b>	<b>1</b>	<b>0</b>	<b>0</b>	<b>0</b>	<b>0</b>	<b>0</b>	<b>0</b>	<b>17</b>	<b>66.7</b>	<b>100.0</b>	<b>5.7</b>

OPPONENT																		
Date	Opponent	Pos	TD	PAT	2-Pt.	Miss PAT	FG	FGA	Blk/MFG	INT	Fum	Dwns	Drive Ends			TD%	Pct.	Score Pts/Poss
09/10	at Indianapolis	2	1	1	0	0	0	0	0	0	0	1	0	0	7	50.0	50.0	3.5
09/17	Kansas City	3	1	1	0	0	1	1	0	0	0	0	0	1	10	33.3	66.7	3.3
09/24	Houston	2	1	1	0	0	1	1	0	0	0	0	0	0	10	50.0	100.0	5.0
10/01	Atlanta	--	--	--	--	--	--	--	--	--	--	--	--	--	--	--	--	--
10/08	at Buffalo	--	--	--	--	--	--	--	--	--	--	--	--	--	--	--	--	--
10/15	Indianapolis	--	--	--	--	--	--	--	--	--	--	--	--	--	--	--	--	--
10/19	at New Orleans	--	--	--	--	--	--	--	--	--	--	--	--	--	--	--	--	--
10/29	at Pittsburgh	--	--	--	--	--	--	--	--	--	--	--	--	--	--	--	--	--
11/12	San Francisco	--	--	--	--	--	--	--	--	--	--	--	--	--	--	--	--	--
11/19	Tennessee	--	--	--	--	--	--	--	--	--	--	--	--	--	--	--	--	--
11/26	at Houston	--	--	--	--	--	--	--	--	--	--	--	--	--	--	--	--	--
12/04	Cincinnati	--	--	--	--	--	--	--	--	--	--	--	--	--	--	--	--	--
12/10	at Cleveland	--	--	--	--	--	--	--	--	--	--	--	--	--	--	--	--	--
12/17	Baltimore	--	--	--	--	--	--	--	--	--	--	--	--	--	--	--	--	--
12/24	at Tampa Bay	--	--	--	--	--	--	--	--	--	--	--	--	--	--	--	--	--
12/31	Carolina	--	--	--	--	--	--	--	--	--	--	--	--	--	--	--	--	--
01/07	at Tennessee	--	--	--	--	--	--	--	--	--	--	--	--	--	--	--	--	--
<b>TOTALS</b>		<b>7</b>	<b>3</b>	<b>3</b>	<b>0</b>	<b>0</b>	<b>2</b>	<b>2</b>	<b>0</b>	<b>0</b>	<b>0</b>	<b>1</b>	<b>0</b>	<b>1</b>	<b>27</b>	<b>42.9</b>	<b>71.4</b>	<b>3.9</b>



# DRIVE CHARTS

## WEEK 1: JAGUARS 31, COLTS 21

SEPTEMBER 10, 2023

JAGUARS													COLTS												
#	RECD	LOST	POSS	OBTAINED	BEGAN	PLAYS	YDS	PEN	NET	1ST	ENDED	GIVEN UP	#	RECD	LOST	POSS	OBTAINED	BEGAN	PLAYS	YDS	PEN	NET	1ST	ENDED	GIVEN UP
1	13:35	12:42	0:53	Punt	JAX 37	3	6	0	6	0	JAX 43	Punt	1	15:00	13:35	1:25	Kickoff	IND 25	3	0	0	0	0	IND 25	Punt
2	10:25	05:18	5:07	Punt	JAX 39	9	61	0	61	4	IND 9	Touchdown	2	12:42	10:25	2:17	Punt	IND 6	3	9	0	9	0	IND 15	Punt
3	14:57	13:08	1:49	Kickoff	JAX 25	4	28	5	33	2	IND 42	Interception	3	05:18	14:57	5:21	Kickoff	IND 25	11	75	0	75	6	JAX 2	Touchdown
4	11:55	10:16	1:39	Downs	JAX 16	3	4	0	4	0	JAX 20	Punt	4	13:08	11:55	1:13	Interception	JAX 25	4	9	0	9	0	JAX 16	Downs
5	08:51	04:56	3:55	Downs	JAX 43	7	57	0	57	3	IND 18	Touchdown	5	10:16	08:51	1:25	Punt	JAX 48	4	11	-5	6	0	JAX 42	Downs
6	04:09	01:03	3:06	Fumble	JAX 32	6	25	0	25	2	IND 43	Punt	6	04:56	04:09	0:47	Kickoff	IND 24	3	26	15	41	2	JAX 41	Fumble
7	15:00	14:00	1:00	Kickoff	JAX 16	3	-1	0	-1	0	JAX 15	Punt	7	01:03	00:00	1:03	Punt	IND 8	3	6	0	6	1	IND 19	End Half
8	11:25	08:31	2:54	Kickoff	JAX 25	8	48	0	48	2	IND 27	Field Goal	8	14:00	11:25	2:35	Punt	IND 37	6	63	0	63	4	JAX 39	Touchdown
9	06:28	04:25	2:03	Punt	JAX 42	4	9	0	9	0	IND 49	Downs	9	08:31	06:28	2:03	Kickoff	IND 25	3	-4	0	-4	0	IND 21	Punt
10	03:10	02:27	0:43	Fumble	JAX 46	1	-10	-10	-20	0	JAX 36	Fumble	10	04:25	03:10	1:15	Downs	IND 49	4	7	0	7	0	JAX 42	Fumble
11	02:27	01:03	1:24	Kickoff	JAX 25	3	7	0	7	0	JAX 32	Punt	11	01:03	14:47	1:16	Punt	IND 27	3	7	-10	-3	0	IND 24	Punt
12	14:47	12:52	1:55	Punt	JAX 43	4	9	0	9	0	IND 48	Downs	12	12:52	10:46	2:06	Downs	IND 48	3	-3	5	2	0		Punt
13	10:46	05:14	5:32	Punt	IND 46	10	46	0	46	5	IND 1	Touchdown	13	05:14	05:00	0:14	Kickoff	IND 25	2	0	0	0	0	IND 25	Interception
14	05:00	04:08	0:52	Interception	IND 44	3	44	0	44	2	IND 26	Touchdown	14	04:08	00:45	3:23	Kickoff	IND 25	17	74	0	74	5	JAX 1	Downs
15	00:45	00:00	0:45	Downs	JAX 1	2	0	0	0	0	JAX 2	End Game													

## WEEK 2: JAGUARS 9, CHIEFS 17

SEPTEMBER 17, 2023

JAGUARS													CHIEFS												
#	RECD	LOST	POSS	OBTAINED	BEGAN	PLAYS	YDS	PEN	NET	1ST	ENDED	GIVEN UP	#	RECD	LOST	POSS	OBTAINED	BEGAN	PLAYS	YDS	PEN	NET	1ST	ENDED	GIVEN UP
1	15:00	10:52	4:08	Kickoff	JAX 25	7	29	0	29	2	KC 46	Punt	1	10:52	09:12	1:40	Punt	KC 10	3	9	0	9	0	KC 19	Punt
2	09:12	08:46	0:26	Punt	JAX 31	3	0	5	5	0	JAX 36	Punt	2	08:46	04:16	4:30	Punt	KC 14	9	59	-10	49	3	JAX 37	Punt
3	04:16	14:51	4:25	Punt	JAX 2	7	21	11	32	2	JAX 34	Punt	3	12:59	10:57	2:02	Kickoff	KC 25	5	27	0	27	1	KC 39	Fumble
4	14:51	12:59	1:52	Muffed Punt	KC 17	4	8	-5	3	0	KC 14	Field Goal	4	10:54	09:41	1:13	Fumble	KC 43	2	1	-5	-4	0	KC 39	Interception
5	10:57	10:54	0:03	Fumble	KC 37	1	-5	0	-5	0	KC 37	Fumble	5	04:04	00:27	3:37	Downs		7	55	-5	50	3	JAX 9	Touchdown
6	09:41	04:04	5:37	Interception	JAX 12	11	33	5	38	3	KC 45	Downs	6	15:00	11:30	3:30	Kickoff	KC 19	7	81	0	81	3	JAX 9	Touchdown
7	00:27	00:00	0:27	Kickoff	JAX 25	5	44	0	44	2	KC 31	Field Goal	7	08:25	04:45	3:40	Punt	KC 9	6	31	-18	13	1	KC 22	Punt
8	11:30	08:25	3:05	Kickoff	JAX 25	5	13	0	13	1	JAX 38	Punt	8	03:45	01:59	1:46	Punt	KC 23	3	-6	0	-6	0	KC 17	Punt
9	04:45	03:45	1:00	Punt	JAX 35	3	1	-5	-4	0	JAX 31	Punt	9	13:43	08:10	5:33	Kickoff	KC 25	13	65	-10	55	5	JAX 20	Field Goal
10	01:59	13:43	3:16	Punt	JAX 23	9	63	10	73	3	KC 4	Field Goal	10	04:18	00:00	4:18	Downs	KC 16	10	77	0	77	3	JAX 6	End Game
11	08:10	04:18	3:52	Kickoff	JAX 25	12	59	0	59	5	KC 16	Downs													

## WEEK 3: JAGUARS 17, TEXANS 37

SEPTEMBER 24, 2023

JAGUARS													TEXANS												
#	RECD	LOST	POSS	OBTAINED	BEGAN	PLAYS	YDS	PEN	NET	1ST	ENDED	GIVEN UP	#	RECD	LOST	POSS	OBTAINED	BEGAN	PLAYS	YDS	PEN	NET	1ST	ENDED	GIVEN UP
1	13:25	11:32	1:53	Punt	HOU 48	6	18	0	18	1	HOU 30	Missed FG	1	15:00	13:25	1:35	Kickoff	HOU 13	3	5	0	5	0	HOU 18	Punt
2	07:35	04:25	3:10	Kickoff	JAX 25	5	26	-5	21	1	JAX 46	Punt	2	11:32	07:35	3:57	Missed FG	HOU 38	7	62	0	62	3	JAX 1	Touchdown
3	01:43	11:51	4:52	Punt	JAX 17	11	50	0	50	3	HOU 33	Blocked FG	3	04:25	01:43	2:42	Punt	HOU 20	6	35	-5	30	2		Punt
4	07:27	04:55	2:32	Kickoff	JAX 23	4	27	-5	22	1	JAX 45	Punt	4	11:51	07:27	4:24	Blocked FG	JAX 41	7	46	-5	41	3	JAX 4	Touchdown
5	03:54	01:04	2:50	Punt	JAX 31	7	37	0	37	2	HOU 45	Fumble	5	04:55	03:54	1:01	Punt	HOU 15	3	5	-5	0	0	HOU 15	Punt
6	15:00	11:17	3:43	Kickoff	JAX 33	7	52	15	67	5	HOU 1	Touchdown	6	01:04	00:00	1:04	Fumble	HOU 34	9	56	0	56	3	JAX 10	Field Goal
7	09:19	04:35	4:44	Punt	JAX 32	8	53	0	53	2	HOU 15	Field Goal	7	11:17	09:19	1:58	Kickoff	HOU 25	4	12	-10	2	0	HOU 27	Punt
8	04:19	02:20	1:59	Kickoff	JAX 25	5	13	0	13	1	JAX 38	Interception	8	04:35	04:19	0:16	Kickoff	HOU 0	0	0	0	0	0	JAX 0	Touchdown
9	12:36	10:40	1:56	Kickoff	JAX 25	6	75	0	75	3	HOU 26	Touchdown	9	02:20	12:36	4:44	Interception	JAX 49	10	41	0	41	2	JAX 8	Field Goal
10	08:59	06:45	2:14	Kickoff	JAX 25	8	38	-19	19	2	JAX 44	Downs	10	10:40	08:59	1:41	Kickoff	HOU 25	3	75	0	75	1	HOU 32	Touchdown
11	02:10	00:00	2:10	Kickoff	JAX 13	5	15	0	15	1	JAX 27	End Game	11	06:45	02:10	4:35	Downs	JAX 44	7	29	0	29	1	JAX 15	Field Goal



# INDIVIDUAL GAME-BY-GAME STATS: RUSHING

RUSHING:		TRAVIS ETIENNE JR.					TREVOR LAWRENCE					TANK BIGSBY				
DATE	OPP.	NO.	YDS	AVG	LG	TD	NO.	YDS	AVG	LG	TD	NO.	YDS	AVG	LG	TD
09/10	at Indianapolis	18	77	4.3	26t	1	7	21	3.0	11	0	7	13	1.9	4	1
09/17	Kansas City	12	40	3.3	9	0	5	26	5.2	18	0	0	0	0.0	--	0
09/24	Houston	19	88	4.6	16	0	3	12	4.0	8	0	2	10	5.0	9	1
10/01	Atlanta															
10/08	at Buffalo															
10/15	Indianapolis															
10/19	at New Orleans															
10/29	at Pittsburgh															
11/12	San Francisco															
11/19	Tennessee															
11/26	at Houston															
12/04	Cincinnati															
12/10	at Cleveland															
12/17	Baltimore															
12/24	at Tampa Bay															
12/31	Carolina															
01/07	at Tennessee															
<b>TOTALS</b>		<b>49</b>	<b>205</b>	<b>4.2</b>	<b>26T</b>	<b>1</b>	<b>15</b>	<b>59</b>	<b>3.9</b>	<b>18</b>	<b>0</b>	<b>9</b>	<b>23</b>	<b>2.6</b>	<b>9</b>	<b>2</b>

RUSHING:		D'ERNEST JOHNSON					JAMAL AGNEW				
DATE	OPP.	NO.	YDS	AVG	LG	TD	NO.	YDS	AVG	LG	TD
09/10	at Indianapolis	1	-4	-4.0	-4	0	2	-2	-1.0	--	0
09/17	Kansas City	1	8	8.0	8	0	0	0	0.0	--	0
09/24	Houston	3	6	2.0	3	0	0	0	0.0	--	0
10/01	Atlanta										
10/08	at Buffalo										
10/15	Indianapolis										
10/19	at New Orleans										
10/29	at Pittsburgh										
11/12	San Francisco										
11/19	Tennessee										
11/26	at Houston										
12/04	Cincinnati										
12/10	at Cleveland										
12/17	Baltimore										
12/24	at Tampa Bay										
12/31	Carolina										
01/07	at Tennessee										
<b>TOTALS</b>		<b>5</b>	<b>10</b>	<b>2.0</b>	<b>8</b>	<b>0</b>	<b>2</b>	<b>-2</b>	<b>-1.0</b>	<b>--</b>	<b>0</b>



# INDIVIDUAL GAME-BY-GAME STATS: RECEIVING

RECEIVING:		EVAN ENGRAM					CHRISTIAN KIRK					CALVIN RIDLEY				
DATE	OPP.	NO.	YDS	AVG	LG	TD	NO.	YDS	AVG	LG	TD	NO.	YDS	AVG	LG	TD
09/10	at Indianapolis	5	49	9.8	26	0	1	9	9.0	9	0	8	101	12.6	29	1
09/17	Kansas City	6	57	9.5	17	0	11	110	10.0	45	0	2	32	16.0	26	0
09/24	Houston	7	67	9.6	28	0	4	54	13.5	26t	1	3	40	13.3	21	0
10/01	Atlanta															
10/08	at Buffalo															
10/15	Indianapolis															
10/19	at New Orleans															
10/29	at Pittsburgh															
11/12	San Francisco															
11/19	Tennessee															
11/26	at Houston															
12/04	Cincinnati															
12/10	at Cleveland															
12/17	Baltimore															
12/24	at Tampa Bay															
12/31	Carolina															
01/07	at Tennessee															
<b>TOTALS</b>		<b>18</b>	<b>173</b>	<b>9.6</b>	<b>28</b>	<b>0</b>	<b>16</b>	<b>173</b>	<b>10.8</b>	<b>45</b>	<b>1</b>	<b>13</b>	<b>173</b>	<b>13.3</b>	<b>29</b>	<b>1</b>

RECEIVING:		TRAVIS ETIENNE JR.					ZAY JONES					JAMAL AGNEW				
DATE	OPP.	NO.	YDS	AVG	LG	TD	NO.	YDS	AVG	LG	TD	NO.	YDS	AVG	LG	TD
09/10	at Indianapolis	5	27	5.4	10	0	5	55	11.0	18t	1	0	0	0.0	--	0
09/17	Kansas City	2	2	1.0	3	0	0	0	0.0	--	0	1	5	5.0	5	0
09/24	Houston	4	50	12.5	18	0	<i>ON INACTIVE LIST</i>					4	49	12.3	14	0
10/01	Atlanta															
10/08	at Buffalo															
10/15	Indianapolis															
10/19	at New Orleans															
10/29	at Pittsburgh															
11/12	San Francisco															
11/19	Tennessee															
11/26	at Houston															
12/04	Cincinnati															
12/10	at Cleveland															
12/17	Baltimore															
12/24	at Tampa Bay															
12/31	Carolina															
01/07	at Tennessee															
<b>TOTALS</b>		<b>11</b>	<b>79</b>	<b>7.2</b>	<b>18</b>	<b>0</b>	<b>5</b>	<b>55</b>	<b>11.0</b>	<b>18T</b>	<b>1</b>	<b>5</b>	<b>54</b>	<b>10.8</b>	<b>14</b>	<b>0</b>

RECEIVING:		D'ERNEST JOHNSON					TIM JONES					BRENTON STRANGE				
DATE	OPP.	NO.	YDS	AVG	LG	TD	NO.	YDS	AVG	LG	TD	NO.	YDS	AVG	LG	TD
09/10	at Indianapolis	0	0	0.0	--	0	0	0	0.0	--	0	0	0	0.0	--	0
09/17	Kansas City	1	9	9.0	9	0	0	0	0.0	--	0	0	0	0.0	--	0
09/24	Houston	2	6	3.0	6	0	2	11	5.5	6	0	2	7	3.5	4	0
10/01	Atlanta															
10/08	at Buffalo															
10/15	Indianapolis															
10/19	at New Orleans															
10/29	at Pittsburgh															
11/12	San Francisco															
11/19	Tennessee															
11/26	at Houston															
12/04	Cincinnati															
12/10	at Cleveland															
12/17	Baltimore															
12/24	at Tampa Bay															
12/31	Carolina															
01/07	at Tennessee															
<b>TOTALS</b>		<b>3</b>	<b>15</b>	<b>5.0</b>	<b>9</b>	<b>0</b>	<b>2</b>	<b>11</b>	<b>5.5</b>	<b>6</b>	<b>0</b>	<b>2</b>	<b>7</b>	<b>3.5</b>	<b>4</b>	<b>0</b>



# INDIVIDUAL GAME-BY-GAME STATS: RECEIVING

RECEIVING:		LUKE FARRELL				
DATE	OPP.	NO.	YDS	AVG	LG	TD
09/10	at Indianapolis	0	0	0.0	--	0
09/17	Kansas City	0	0	0.0	--	0
09/24	Houston	1	4	4.0	4	0
10/01	Atlanta					
10/08	at Buffalo					
10/15	Indianapolis					
10/19	at New Orleans					
10/29	at Pittsburgh					
11/12	San Francisco					
11/19	Tennessee					
11/26	at Houston					
12/04	Cincinnati					
12/10	at Cleveland					
12/17	Baltimore					
12/24	at Tampa Bay					
12/31	Carolina					
01/07	at Tennessee					
<b>TOTALS</b>		<b>1</b>	<b>4</b>	<b>4.0</b>	<b>4</b>	<b>0</b>



# INDIVIDUAL GAME-BY-GAME STATS: DEFENSIVE

DATE	OPP.	FOYESADE OLUOKUN													RAYSHAWN JENKINS													ANDRE CISCO												
		S	A	TK	TFL	TFLY	SK	SKY	INT	FR	FF	PR	PD	S	A	TK	TFL	TFLY	SK	SKY	INT	FR	FF	PR	PD	S	A	TK	TFL	TFLY	SK	SKY	INT	FR	FF	PR	PD			
09/10	at Indianapolis	8	5	13	0	0	0.0	0.0	0	0	0	1	1	5	0	5	1	3	0.0	0.0	0	0	0	0	0	7	3	10	0	0	0.0	0.0	0	0	1	0	0			
09/17	Kansas City	6	4	10	0	0	0.0	0.0	0	1	0	0	0	6	2	8	0	0	0.0	0.0	0	0	0	0	2	1	1	2	0	0	0.0	0.0	1	0	0	0	2			
09/24	Houston	8	6	14	0	0	0.0	0.0	0	0	0	0	0	6	1	7	1	3	0.0	0.0	0	0	0	0	0	4	3	7	0	0	0.0	0.0	0	0	0	0	0			
10/01	Atlanta																																							
10/08	at Buffalo																																							
10/15	Indianapolis																																							
10/19	at New Orleans																																							
10/29	at Pittsburgh																																							
11/12	San Francisco																																							
11/19	Tennessee																																							
11/26	at Houston																																							
12/04	Cincinnati																																							
12/10	at Cleveland																																							
12/17	Baltimore																																							
12/24	at Tampa Bay																																							
12/31	Carolina																																							
01/07	at Tennessee																																							
<b>TOTALS</b>		<b>22</b>	<b>15</b>	<b>37</b>	<b>0</b>	<b>0</b>	<b>0.0</b>	<b>0.0</b>	<b>0</b>	<b>1</b>	<b>0</b>	<b>1</b>	<b>1</b>	<b>17</b>	<b>3</b>	<b>20</b>	<b>2</b>	<b>6</b>	<b>0.0</b>	<b>0.0</b>	<b>0</b>	<b>0</b>	<b>0</b>	<b>0</b>	<b>2</b>	<b>12</b>	<b>7</b>	<b>19</b>	<b>0</b>	<b>0</b>	<b>0.0</b>	<b>0.0</b>	<b>1</b>	<b>0</b>	<b>1</b>	<b>0</b>	<b>2</b>			

DATE	OPP.	TYSON CAMPBELL													JOSH ALLEN													DEVIN LLOYD												
		S	A	TK	TFL	TFLY	SK	SKY	INT	FR	FF	PR	PD	S	A	TK	TFL	TFLY	SK	SKY	INT	FR	FF	PR	PD	S	A	TK	TFL	TFLY	SK	SKY	INT	FR	FF	PR	PD			
09/10	at Indianapolis	6	0	6	0	0	0.0	0.0	1	0	1	0	1	7	3	10	3	6	3.0	3.0	0	0	0	2	0	1	2	3	0	0	0.0	0.0	0	1	0	0	0			
09/17	Kansas City	3	5	8	0	0	0.0	0.0	0	0	0	0	0	1	0	1	0	0	0.0	0.0	0	0	0	1	0	5	6	11	0	0	0.0	0.0	0	0	0	0	0	2		
09/24	Houston	2	1	3	0	0	0.0	0.0	0	0	0	0	0	0	2	2	0	0	0.0	0.0	0	0	0	3	0	2	3	5	0	0	0.0	0.0	0	0	0	0	1			
10/01	Atlanta																																							
10/08	at Buffalo																																							
10/15	Indianapolis																																							
10/19	at New Orleans																																							
10/29	at Pittsburgh																																							
11/12	San Francisco																																							
11/19	Tennessee																																							
11/26	at Houston																																							
12/04	Cincinnati																																							
12/10	at Cleveland																																							
12/17	Baltimore																																							
12/24	at Tampa Bay																																							
12/31	Carolina																																							
01/07	at Tennessee																																							
<b>TOTALS</b>		<b>11</b>	<b>6</b>	<b>17</b>	<b>0</b>	<b>0</b>	<b>0.0</b>	<b>0.0</b>	<b>1</b>	<b>0</b>	<b>1</b>	<b>0</b>	<b>1</b>	<b>8</b>	<b>5</b>	<b>13</b>	<b>3</b>	<b>6</b>	<b>3.0</b>	<b>3.0</b>	<b>0</b>	<b>0</b>	<b>0</b>	<b>6</b>	<b>0</b>	<b>8</b>	<b>11</b>	<b>19</b>	<b>0</b>	<b>0</b>	<b>0.0</b>	<b>0.0</b>	<b>0</b>	<b>1</b>	<b>0</b>	<b>0</b>	<b>3</b>			

DATE	OPP.	DARIUS WILLIAMS													TRAVON WALKER													ADAM GOTSIS												
		S	A	TK	TFL	TFLY	SK	SKY	INT	FR	FF	PR	PD	S	A	TK	TFL	TFLY	SK	SKY	INT	FR	FF	PR	PD	S	A	TK	TFL	TFLY	SK	SKY	INT	FR	FF	PR	PD			
09/10	at Indianapolis	1	0	1	0	0	0.0	0.0	0	0	0	0	1	3	3	6	1	5	1.0	5.0	0	0	0	1	0	2	0	2	1	0	0.0	0.0	0	0	0	0	0	1		
09/17	Kansas City	4	1	5	1	0	0.0	0.0	0	0	1	0	1	1	1	2	1	2	0.0	0.0	0	0	0	0	0	2	1	3	0	0	0.0	0.0	0	0	0	1	0			
09/24	Houston	2	1	3	0	0	0.0	0.0	0	0	0	0	1	3	1	4	2	5	0.0	0.0	0	0	0	0	0	1	0	1	1	2	0.0	0.0	0	0	0	0	0			
10/01	Atlanta																																							
10/08	at Buffalo																																							
10/15	Indianapolis																																							
10/19	at New Orleans																																							
10/29	at Pittsburgh																																							
11/12	San Francisco																																							
11/19	Tennessee																																							
11/26	at Houston																																							
12/04	Cincinnati																																							
12/10	at Cleveland																																							
12/17	Baltimore																																							
12/24	at Tampa Bay																																							
12/31	Carolina																																							
01/07	at Tennessee																																							
<b>TOTALS</b>		<b>7</b>	<b>2</b>	<b>9</b>	<b>1</b>	<b>0</b>	<b>0.0</b>	<b>0.0</b>	<b>0</b>	<b>0</b>	<b>1</b>	<b>0</b>	<b>3</b>	<b>7</b>	<b>5</b>	<b>12</b>	<b>4</b>	<b>12</b>	<b>1.0</b>	<b>5.0</b>	<b>0</b>	<b>0</b>	<b>0</b>	<b>1</b>	<b>0</b>	<b>5</b>	<b>1</b>	<b>6</b>	<b>2</b>	<b>2</b>	<b>0.0</b>	<b>0.0</b>	<b>0</b>	<b>0</b>	<b>0</b>	<b>1</b>	<b>1</b>			



# INDIVIDUAL GAME-BY-GAME STATS: DEFENSIVE

DATE	OPP.	ROY ROBERTSON-HARRIS													TRE HERNDON													FOLORUNSO FATUKASI												
		S	A	TK	TFL	TFLY	SK	SKY	INT	FR	FF	PR	PD	S	A	TK	TFL	TFLY	SK	SKY	INT	FR	FF	PR	PD	S	A	TK	TFL	TFLY	SK	SKY	INT	FR	FF	PR	PD			
09/10	at Indianapolis	2	2	4	0	0	0.0	0.0	0	0	0	0	0	0	0	0	1	1	0	0	0.0	0.0	0	0	0	1	1	2	1	3	0	0	0.0	0.0	0	0	0	0	1	0
09/17	Kansas City	1	1	2	0	0	0.0	0.0	0	0	0	1	0	4	3	7	0	0	0.0	0.0	0	0	1	0	1	0	0	0	0	0	0	0.0	0.0	0	0	0	0	0	0	
09/24	Houston	2	3	5	0	0	0.0	0.0	0	0	0	0	0	0	1	1	0	0	0.0	0.0	0	0	0	0	0	0	2	0	2	1	0	0.0	0.0	0	0	0	0	0	0	
10/01	Atlanta																																							
10/08	at Buffalo																																							
10/15	Indianapolis																																							
10/19	at New Orleans																																							
10/29	at Pittsburgh																																							
11/12	San Francisco																																							
11/19	Tennessee																																							
11/26	at Houston																																							
12/04	Cincinnati																																							
12/10	at Cleveland																																							
12/17	Baltimore																																							
12/24	at Tampa Bay																																							
12/31	Carolina																																							
01/07	at Tennessee																																							
<b>TOTALS</b>		<b>5</b>	<b>6</b>	<b>11</b>	<b>0</b>	<b>0</b>	<b>0.0</b>	<b>0.0</b>	<b>0</b>	<b>0</b>	<b>0</b>	<b>1</b>	<b>0</b>	<b>4</b>	<b>5</b>	<b>9</b>	<b>0</b>	<b>0</b>	<b>0.0</b>	<b>0.0</b>	<b>0</b>	<b>0</b>	<b>1</b>	<b>1</b>	<b>2</b>	<b>4</b>	<b>1</b>	<b>5</b>	<b>1</b>	<b>0</b>	<b>0.0</b>	<b>0.0</b>	<b>0</b>	<b>0</b>	<b>0</b>	<b>1</b>	<b>0</b>			

DATE	OPP.	JEREMIAH LEDBETTER													ANDREW WINGARD													K'LAVON CHAISSON												
		S	A	TK	TFL	TFLY	SK	SKY	INT	FR	FF	PR	PD	S	A	TK	TFL	TFLY	SK	SKY	INT	FR	FF	PR	PD	S	A	TK	TFL	TFLY	SK	SKY	INT	FR	FF	PR	PD			
09/10	at Indianapolis	0	1	1	0	0	0.0	0.0	0	0	0	0	0	0	0	0	0	0	0.0	0.0	0	0	0	0	0	0	0	0	0	0	0.0	0.0	0	0	0	0	0	0	0	
09/17	Kansas City	0	0	0	0	0	0.0	0.0	0	0	0	0	0	1	0	1	0	0	0.0	0.0	0	0	0	0	0	0	1	1	2	1	7	1.0	7.0	0	0	0	0	1	0	
09/24	Houston	3	1	4	0	0	0.0	0.0	0	0	0	0	0	1	0	1	0	0	0.0	0.0	0	0	0	0	0	1	0	1	0	0	0.0	0.0	0	0	0	0	1	0		
10/01	Atlanta																																							
10/08	at Buffalo																																							
10/15	Indianapolis																																							
10/19	at New Orleans																																							
10/29	at Pittsburgh																																							
11/12	San Francisco																																							
11/19	Tennessee																																							
11/26	at Houston																																							
12/04	Cincinnati																																							
12/10	at Cleveland																																							
12/17	Baltimore																																							
12/24	at Tampa Bay																																							
12/31	Carolina																																							
01/07	at Tennessee																																							
<b>TOTALS</b>		<b>3</b>	<b>2</b>	<b>5</b>	<b>0</b>	<b>0</b>	<b>0.0</b>	<b>0.0</b>	<b>0</b>	<b>0</b>	<b>0</b>	<b>0</b>	<b>0</b>	<b>2</b>	<b>0</b>	<b>2</b>	<b>0</b>	<b>0</b>	<b>0.0</b>	<b>0.0</b>	<b>0</b>	<b>0</b>	<b>0</b>	<b>0</b>	<b>0</b>	<b>2</b>	<b>1</b>	<b>3</b>	<b>1</b>	<b>7</b>	<b>1.0</b>	<b>7.0</b>	<b>0</b>	<b>0</b>	<b>0</b>	<b>2</b>	<b>0</b>			

DATE	OPP.	CHAD MUMA													TYLER LACY																									
		S	A	TK	TFL	TFLY	SK	SKY	INT	FR	FF	PR	PD	S	A	TK	TFL	TFLY	SK	SKY	INT	FR	FF	PR	PD															
09/10	at Indianapolis	0	0	0	0	0	0.0	0.0	0	0	0	0	0																											
09/17	Kansas City	0	0	0	0	0	0.0	0.0	0	0	0	0	0	0	1	1	0	0	0.0	0.0	0	0	0	0	0	0	0	0	0	0	0	0	0	0	0	0	0	0	0	0
09/24	Houston	0	2	2	0	0	0.0	0.0	0	0	0	0	0	0	0	0	0	0	0.0	0.0	0	0	0	0	0	0	0	0	0	0	0	0	0	0	0	0	0	0	0	0
10/01	Atlanta																																							
10/08	at Buffalo																																							
10/15	Indianapolis																																							
10/19	at New Orleans																																							
10/29	at Pittsburgh																																							
11/12	San Francisco																																							
11/19	Tennessee																																							
11/26	at Houston																																							
12/04	Cincinnati																																							
12/10	at Cleveland																																							
12/17	Baltimore																																							
12/24	at Tampa Bay																																							
12/31	Carolina																																							
01/07	at Tennessee																																							
<b>TOTALS</b>		<b>0</b>	<b>2</b>	<b>2</b>	<b>0</b>	<b>0</b>	<b>0.0</b>	<b>0.0</b>	<b>0</b>	<b>0</b>	<b>0</b>	<b>0</b>	<b>0</b>	<b>0</b>	<b>1</b>	<b>1</b>	<b>0</b>	<b>0</b>	<b>0.0</b>	<b>0.0</b>	<b>0</b>	<b>0</b>	<b>0</b>	<b>0</b>	<b>0</b>	<b>0</b>	<b>0</b>	<b>0</b>	<b>0</b>	<b>0</b>	<b>0</b>	<b>0</b>	<b>0</b>	<b>0</b>	<b>0</b>	<b>0</b>	<b>0</b>	<b>0</b>		



# GAME-BY-GAME TEAM OFFENSE

2023 REGULAR SEASON JAGUARS GAME-BY-GAME OFFENSE																		
	09/10	09/17	09/24	10/01	10/08	10/15	10/19	10/29	11/12	11/19	11/26	12/04	12/10	12/17	12/24	12/31	01/07	Totals
	@				@		@	@			@		@		@		@	
	IND	KC	HOU	ATL	BUF	IND	NO	PIT	SF	TEN	HOU	CIN	CLE	BAL	TB	CAR	TEN	
<b>FIRST DOWNS</b>																		
Total	20	18	22															60
Rushing	9	1	8															18
Passing	10	14	13															37
Penalty	1	3	1															5
<b>THIRD DOWNS</b>																		
Attempts	12	12	13															37
Converted	3	3	5															11
Percentage	25.0%	25.0%	38.5%															29.7%
<b>FOURTH DOWNS</b>																		
Attempts	3	2	1															6
Converted	1	0	0															1
Percentage	33.3%	0.0%	0.0%															16.7%
<b>TOT. OFFENSE</b>																		
Net Yards	342	271	404															1,017
Plays	69	64	69															202
Avg./Play	5.0	4.2	5.9															5.0
<b>RUSHING</b>																		
Net Yards	105	74	116															295
Rush. Att.	35	18	27															80
Avg./Att.	3.0	4.1	4.3															3.7
<b>PASSING</b>																		
Net Yards	237	197	288															722
Attempts	32	42	42															116
Completions	24	23	29															76
Intercepted	1	0	1															2
Gross Yards	241	215	288															744
Sacked	2.0	4.0	0.0															6.0
Yards Lost	4	18	0															22
<b>ADVANCES</b>																		
Rushes	35	18	27															80
Completions	24	23	29															76
Totals	59	41	56															156
Total Drives	15	11	11															37
<b>PENALTIES</b>																		
Number	4	2	6															12
Yards	45	10	49															104
<b>FUMBLES</b>																		
Number	3	3	1															7
Lost	1	1	1															3
<b>PUNTING</b>																		
Yards	223	243	94															560
Punts	5	5	2															12
Net Avg.	40.6	47.0	37.0															42.7
Gross Avg.	44.6	48.6	47.0															46.7
<b>SCORING</b>																		
Points	31	9	17															57
Q1	7	0	0															7
Q2	7	6	0															13
Q3	3	0	10															13
Q4	14	3	7															24
OT	0	0	0															0
TD Rushing	2	0	1															3
TD Passing	2	0	1															3
TD KO Returns	0	0	0															0
TD Punt Returns	0	0	0															0
TD Sp. Teams	0	0	0															0
TD Def. Returns	0	0	0															0
FG Attempts	1	3	3															7
FG Made	1	3	1															5
Safety	0	0	0															0
2-Pt Attempts	0	0	0															0
2-Pt Made	0	0	0															0
Time of Possession	33:37	28:11	32:03															93:51





# GAME-BY-GAME TEAM DEFENSE

2023 REGULAR SEASON JAGUARS GAME-BY-GAME DEFENSE																			
	09/10	09/17	09/24	10/01	10/08	10/15	10/19	10/29	11/12	11/19	11/26	12/04	12/10	12/17	12/24	12/31	01/07	Totals	
	@	KC	HOU	ATL	@	IND	@	@	SF	TEN	@	CIN	@	BAL	@	CAR	@		
	IND				BUF		NO	PIT			HOU		CLE		TB		TEN		
<b>FIRST DOWNS</b>																			
Total	18	19	15																52
Rushing	4	7	4																15
Passing	12	12	11																35
Penalty	2	0	0																2
<b>THIRD DOWNS</b>																			
Attempts	12	13	15																40
Converted	2	4	9																15
Percentage	16.7%	30.8%	60.0%																37.5%
<b>FOURTH DOWNS</b>																			
Attempts	5	2	0																7
Converted	1	2	0																3
Percentage	20.0%	100.0%	0																42.9%
<b>TOT. OFFENSE</b>																			
Net Yards	280	399	366																1,045
Plays	69	64	56																189
Avg./Play	4.1	6.2	6.5																5.5
<b>RUSHING</b>																			
Net Yards	65	101	86																252
Rush. Att.	26	22	26																74
Avg./Att.	2.5	4.6	3.3																3.4
<b>PASSING</b>																			
Net Yards	215	298	280																793
Attempts	39	41	30																110
Completions	24	29	20																73
Intercepted	1	1	0																2
Gross Yards	223	305	280																808
Sacked	4.0	1.0	0.0																5.0
Yards Lost	8	7	0																15
<b>ADVANCES</b>																			
Rushes	26	22	26																74
Completions	24	29	20																73
Totals	50	51	46																147
Total Drives	14	10	11																35
<b>PENALTIES</b>																			
Number	4	12	8																24
Yards	35	94	75																204
<b>FUMBLES</b>																			
Number	2	4	0																6
Lost	2	2	0																4
<b>PUNTING</b>																			
Yards	208	193	173																574
Punts	5	4	4																13
Net Avg.	30.0	47.0	43.3																39.3
Gross Avg.	41.6	48.3	43.3																44.2
<b>SCORING</b>																			
Points	21	17	37																75
Q1	0	0	7																7
Q2	7	7	10																24
Q3	14	7	7																28
Q4	0	3	13																16
OT	0	0	0																0
TD Rushing	1	0	1																2
TD Passing	1	2	2																5
TD KO Returns	0	0	1																1
TD Punt Returns	0	0	0																0
TD Sp. Teams	0	0	0																0
TD Def. Returns	1	0	0																1
FG Attempts	0	1	3																4
FG Made	0	1	3																4
Safety	0	0	0																0
2-Pt Attempts	0	0	0																0
2-Pt Made	0	0	0																0
Time of Possession	26:23	31:49	27:57																86:09



# THIRD DOWN EFFICIENCY

JAGUARS												
Date	Opponent	3rd & 1	3rd & 2	3rd & 3	3rd & 4	3rd & 5	3rd & 6	3rd & 7	3rd & 8	3rd & 9	3rd & 10+	Total
09/10	at Indianapolis	2 / 3	0 / 1	0 / 1	0 / 2	0 / 1	0 / 1	1 / 1	0 / 0	0 / 0	0 / 2	3 / 12
09/17	Kansas City	0 / 0	0 / 1	0 / 0	1 / 2	1 / 2	1 / 2	0 / 1	0 / 0	0 / 0	0 / 4	3 / 12
09/24	Houston	2 / 2	1 / 2	0 / 0	2 / 2	0 / 0	0 / 2	0 / 1	0 / 1	0 / 2	0 / 1	5 / 13
10/01	Atlanta	--	--	--	--	--	--	--	--	--	--	--
10/08	at Buffalo	--	--	--	--	--	--	--	--	--	--	--
10/15	Indianapolis	--	--	--	--	--	--	--	--	--	--	--
10/19	at New Orleans	--	--	--	--	--	--	--	--	--	--	--
10/29	at Pittsburgh	--	--	--	--	--	--	--	--	--	--	--
11/12	San Francisco	--	--	--	--	--	--	--	--	--	--	--
11/19	Tennessee	--	--	--	--	--	--	--	--	--	--	--
11/26	at Houston	--	--	--	--	--	--	--	--	--	--	--
12/04	Cincinnati	--	--	--	--	--	--	--	--	--	--	--
12/10	at Cleveland	--	--	--	--	--	--	--	--	--	--	--
12/17	Baltimore	--	--	--	--	--	--	--	--	--	--	--
12/24	at Tampa Bay	--	--	--	--	--	--	--	--	--	--	--
12/31	Carolina	--	--	--	--	--	--	--	--	--	--	--
01/07	at Tennessee	--	--	--	--	--	--	--	--	--	--	--
<b>TOTALS</b>		<b>4 / 5</b>	<b>1 / 4</b>	<b>0 / 1</b>	<b>3 / 6</b>	<b>1 / 3</b>	<b>1 / 5</b>	<b>1 / 3</b>	<b>0 / 1</b>	<b>0 / 2</b>	<b>0 / 7</b>	<b>11 / 37</b>
		<b>80.0%</b>	<b>25.0%</b>	<b>0.0%</b>	<b>50.0%</b>	<b>33.3%</b>	<b>20.0%</b>	<b>33.3%</b>	<b>0.0%</b>	<b>0.0%</b>	<b>0.0%</b>	<b>29.7%</b>

OPPONENT												
Date	Opponent	3rd & 1	3rd & 2	3rd & 3	3rd & 4	3rd & 5	3rd & 6	3rd & 7	3rd & 8	3rd & 9	3rd & 10+	Total
09/10	at Indianapolis	1 / 2	1 / 2	0 / 1	0 / 0	0 / 0	0 / 0	0 / 0	0 / 2	0 / 1	0 / 4	2 / 12
09/17	Kansas City	0 / 1	0 / 0	2 / 2	0 / 0	0 / 0	1 / 2	0 / 2	0 / 0	0 / 0	1 / 6	4 / 13
09/24	Houston	4 / 4	2 / 2	1 / 1	0 / 0	1 / 2	1 / 1	0 / 1	0 / 1	0 / 1	0 / 2	9 / 15
10/01	Atlanta	--	--	--	--	--	--	--	--	--	--	--
10/08	at Buffalo	--	--	--	--	--	--	--	--	--	--	--
10/15	Indianapolis	--	--	--	--	--	--	--	--	--	--	--
10/19	at New Orleans	--	--	--	--	--	--	--	--	--	--	--
10/29	at Pittsburgh	--	--	--	--	--	--	--	--	--	--	--
11/12	San Francisco	--	--	--	--	--	--	--	--	--	--	--
11/19	Tennessee	--	--	--	--	--	--	--	--	--	--	--
11/26	at Houston	--	--	--	--	--	--	--	--	--	--	--
12/04	Cincinnati	--	--	--	--	--	--	--	--	--	--	--
12/10	at Cleveland	--	--	--	--	--	--	--	--	--	--	--
12/17	Baltimore	--	--	--	--	--	--	--	--	--	--	--
12/24	at Tampa Bay	--	--	--	--	--	--	--	--	--	--	--
12/31	Carolina	--	--	--	--	--	--	--	--	--	--	--
01/07	at Tennessee	--	--	--	--	--	--	--	--	--	--	--
<b>TOTALS</b>		<b>5 / 7</b>	<b>3 / 4</b>	<b>3 / 4</b>	<b>0 / 0</b>	<b>1 / 2</b>	<b>2 / 3</b>	<b>0 / 3</b>	<b>0 / 3</b>	<b>0 / 2</b>	<b>1 / 12</b>	<b>15 / 40</b>
		<b>71.4%</b>	<b>75.0%</b>	<b>75.0%</b>	<b>0.0%</b>	<b>50.0%</b>	<b>66.7%</b>	<b>0.0%</b>	<b>0.0%</b>	<b>0.0%</b>	<b>8.3%</b>	<b>37.5%</b>



# FOURTH DOWN EFFICIENCY

Date	Opponent	JAGUARS						OPPONENT					
		4th & 1	4th & 2	4th & 3	4th & 4	4th & 5+	Total	4th & 1	4th & 2	4th & 3	4th & 4	4th & 5+	Total
09/10	at Indianapolis	0 / 2	1 / 1	0 / 0	0 / 0	0 / 0	1 / 3	0 / 3	0 / 0	0 / 0	0 / 1	1 / 1	1 / 5
09/17	Kansas City	0 / 0	0 / 0	0 / 0	0 / 0	0 / 2	0 / 2	1 / 1	1 / 1	0 / 0	0 / 0	0 / 0	2 / 2
09/24	Houston	0 / 0	0 / 0	0 / 0	0 / 0	0 / 1	0 / 1	0 / 0	0 / 0	0 / 0	0 / 0	0 / 0	0 / 0
10/01	Atlanta	--	--	--	--	--	--	--	--	--	--	--	--
10/08	at Buffalo	--	--	--	--	--	--	--	--	--	--	--	--
10/15	Indianapolis	--	--	--	--	--	--	--	--	--	--	--	--
10/19	at New Orleans	--	--	--	--	--	--	--	--	--	--	--	--
10/29	at Pittsburgh	--	--	--	--	--	--	--	--	--	--	--	--
11/12	San Francisco	--	--	--	--	--	--	--	--	--	--	--	--
11/19	Tennessee	--	--	--	--	--	--	--	--	--	--	--	--
11/26	at Houston	--	--	--	--	--	--	--	--	--	--	--	--
12/04	Cincinnati	--	--	--	--	--	--	--	--	--	--	--	--
12/10	at Cleveland	--	--	--	--	--	--	--	--	--	--	--	--
12/17	Baltimore	--	--	--	--	--	--	--	--	--	--	--	--
12/24	at Tampa Bay	--	--	--	--	--	--	--	--	--	--	--	--
12/31	Carolina	--	--	--	--	--	--	--	--	--	--	--	--
01/07	at Tennessee	--	--	--	--	--	--	--	--	--	--	--	--
<b>TOTALS</b>		<b>0 / 2</b>	<b>1 / 1</b>	<b>0 / 0</b>	<b>0 / 0</b>	<b>0 / 3</b>	<b>1 / 6</b>	<b>1 / 4</b>	<b>1 / 1</b>	<b>0 / 0</b>	<b>0 / 1</b>	<b>1 / 1</b>	<b>3 / 7</b>
		<b>0.0%</b>	<b>100.0%</b>	<b>0.0%</b>	<b>0.0%</b>	<b>0.0%</b>	<b>16.7%</b>	<b>25.0%</b>	<b>100.0%</b>	<b>0.0%</b>	<b>0.0%</b>	<b>100.0%</b>	<b>42.9%</b>



# GAME SUMMARIES



WEEK 1



65,749 ■ Lucas Oil Stadium ■ Sep 10, 2023

Jacksonville Jaguars ..... 7    7    3    14    -    31  
 Indianapolis Colts ..... 0    7    14    0    -    21

## SCORING DRIVES

TEAM	QTR	TIME	SCORING PLAY	JAX	IND
Jaguars	1	05:18	C.Ridley 9 yd. pass from T.Lawrence (B.McManus kick) (9-61, 5:07)	7	0
Colts	2	14:57	A.Richardson 2 yd. run (M.Gay kick) (11-75, 5:21)	7	7
Jaguars	2	04:56	Z.Jones 18 yd. pass from T.Lawrence (B.McManus kick) (7-57, 3:55)	14	7
Colts	3	11:25	M.Pittman 39 yd. pass from A.Richardson (M.Gay kick) (6-63, 2:35)	14	14
Jaguars	3	08:31	B.McManus 45 yd. Field Goal (8-48, 2:54)	17	14
Colts	3	02:27	D.Buckner 26 yd. fumble return (M.Gay kick)	17	21
Jaguars	4	05:14	T.Bigsby 1 yd. run (B.McManus kick) (10-46, 5:32)	24	21
Jaguars	4	04:08	T.Etienne 26 yd. run (B.McManus kick) (3-44, 0:52)	31	21

## JACKSONVILLE JAGUARS

PASSING	ATT	CP	YDS	SK/YD	TD	LG	INT	RTG
Trevor Lawrence	32	24	241	2/4	2	29	1	103.8
<b>TOTAL</b>	<b>32</b>	<b>24</b>	<b>241</b>	<b>2/4</b>	<b>2</b>	<b>29</b>	<b>1</b>	<b>103.8</b>

RUSHING	ATT	YDS	AVG	LG	TD
Travis Etienne Jr.	18	77	4.3	26t	1
Trevor Lawrence	7	21	3.0	11	0
Tank Bigsby	7	13	1.9	4	1
Jamal Agnew	2	-2	-1.0	0	0
D'Ernest Johnson	1	-4	-4.0	-4	0
<b>TOTAL</b>	<b>35</b>	<b>105</b>	<b>3.0</b>	<b>26T</b>	<b>2</b>

RECEIVING	NO	YDS	AVG	LG	TD
Calvin Ridley	8	101	12.6	29	1
Zay Jones	5	55	11.0	18t	1
Evan Engram	5	49	9.8	26	0
Travis Etienne Jr.	5	27	5.4	10	0
Christian Kirk	1	9	9.0	9	0
<b>TOTAL</b>	<b>24</b>	<b>241</b>	<b>10.0</b>	<b>29</b>	<b>2</b>

TOP DEFENSE	TOT	SOLO	AST	SCK	YDS	INT
Foyesade Oluokun	13	8	5	0.0	0.0	0
Josh Allen	10	7	3	3.0	3.0	0
Andre Cisco	10	7	3	0.0	0.0	0

FIELD GOALS	FGM/FGA	PERCENT	RESULTS
Brandon McManus	1-1	100.0	45G
<b>TOTAL</b>	<b>1-1</b>	<b>100.0</b>	

## INDIANAPOLIS COLTS

PASSING	ATT	CP	YDS	SK/YD	TD	LG	INT	RTG
Anthony Richardson	37	24	223	4/8	1	39t	1	79.0
Gardner Minshew II	2	0	0	0/0	0	0	0	39.6
<b>TOTAL</b>	<b>39</b>	<b>24</b>	<b>223</b>	<b>4/8</b>	<b>1</b>	<b>39T</b>	<b>1</b>	<b>75.1</b>

RUSHING	ATT	YDS	AVG	LG	TD
Anthony Richardson	10	40	4.0	12	1
Deon Jackson	13	14	1.1	7	0
Jake Funk	2	10	5.0	7	0
Evan Hull	1	1	1.0	1	0
<b>TOTAL</b>	<b>26</b>	<b>65</b>	<b>2.5</b>	<b>12</b>	<b>1</b>

RECEIVING	NO	YDS	AVG	LG	TD
Michael Pittman Jr.	8	97	12.1	39t	1
Deon Jackson	5	14	2.8	8	0
Kylen Granson	4	39	9.8	14	0
Josh Downs	3	30	10.0	22	0
Drew Ogletree	1	20	20.0	20	0
Jake Funk	1	12	12.0	12	0
Evan Hull	1	6	6.0	6	0
Alec Pierce	1	5	5.0	5	0
<b>TOTAL</b>	<b>24</b>	<b>223</b>	<b>9.3</b>	<b>39T</b>	<b>1</b>

TOP DEFENSE	TOT	SOLO	AST	SCK	YDS	INT
Zaire Franklin	17	10	7	0.0	0.0	0
Shaquille Leonard	8	3	5	0.0	0.0	0
DeForest Buckner	7	4	3	1.0	1.0	0

FIELD GOALS	FGM/FGA	PERCENT	RESULTS
			No Field Goals

## Team Statistics

	Jaguars	Colts
First Downs	20	18
3rd-Down Eff. (Made/Att/Pct)	3/12/25%	2/12/17%
4th-Down Eff. (Made/Att/Pct)	1/3/33%	1/5/20%
Total Net Yards	342	280
Total Plays	69	69
Yards Per Play	5.0	4.1
Rushes/Net Yards	35/105	26/65
Net Passing	237	215
Pass Attempts/Completions	32/24	39/24
Had Intercepted	1	1
Sacked/Yards Lost	2/4	4/8
Punts/Average	5/44.6	5/41.6
Penalties/Yards	4/45	4/35
Fumbles/Lost	3/1	2/2
Possession Time	33:37	26:23



# GAME SUMMARIES



## WEEK 2



69,615 ■ EverBank Stadium ■ Sep 17, 2023

Kansas City Chiefs ..... 0 7 7 3 - 17  
 Jacksonville Jaguars ..... 0 6 0 3 - 9

### SCORING DRIVES

TEAM	QTR	TIME	SCORING PLAY	KC	JAX
Jaguars	2	12:59	B.McManus 32 yd. Field Goal (4-3, 1:52)	0	3
Chiefs	2	00:28	S.Moore 9 yd. pass from P.Mahomes (H.Butker kick) (7-50, 3:37)	7	3
Jaguars	2	00:00	B.McManus 49 yd. Field Goal (5-44, 0:27)	7	6
Chiefs	3	11:30	T.Kelce 9 yd. pass from P.Mahomes (H.Butker kick) (7-81, 3:30)	14	6
Jaguars	4	13:43	B.McManus 22 yd. Field Goal (9-73, 3:16)	14	9
Chiefs	4	08:10	H.Butker 38 yd. Field Goal (13-55, 5:33)	17	9

### JACKSONVILLE JAGUARS

PASSING	ATT	CP	YDS	SK/YD	TD	LG	INT	RTG
Trevor Lawrence	41	22	216	4/18	0	45	0	68.8
Christian Kirk	1	1	-1	0/0	0	-1	0	79.2
<b>TOTAL</b>	<b>42</b>	<b>23</b>	<b>215</b>	<b>4/18</b>	<b>0</b>	<b>45</b>	<b>0</b>	<b>69.0</b>

RUSHING	ATT	YDS	AVG	LG	TD
Travis Etienne Jr.	12	40	3.3	9	0
Trevor Lawrence	5	26	5.2	18	0
D'Ernest Johnson	1	8	8.0	8	0
<b>TOTAL</b>	<b>18</b>	<b>74</b>	<b>4.1</b>	<b>18</b>	<b>0</b>

RECEIVING	NO	YDS	AVG	LG	TD
Christian Kirk	11	110	10.0	45	0
Evan Engram	6	57	9.5	17	0
Calvin Ridley	2	32	16.0	26	0
Travis Etienne Jr.	2	2	1.0	3	0
D'Ernest Johnson	1	9	9.0	9	0
Jamal Agnew	1	5	5.0	5	0
<b>TOTAL</b>	<b>23</b>	<b>215</b>	<b>9.3</b>	<b>45</b>	<b>0</b>

TOP DEFENSE	TOT	SOLO	AST	SCK	YDS	INT
Devin Lloyd	11	5	6	0.0	0.0	0
Foyesade Oluokun	10	6	4	0.0	0.0	0
Rayshawn Jenkins	8	6	2	0.0	0.0	0

FIELD GOALS	FGM/FGA	PERCENT	RESULTS
Brandon McManus	3-3	100.0	32G, 49G, 22G
<b>TOTAL</b>	<b>3-3</b>	<b>100.0</b>	

### KANSAS CITY CHIEFS

PASSING	ATT	CP	YDS	SK/YD	TD	LG	INT	RTG
Patrick Mahomes	41	29	305	1/7	2	54	1	98.1
<b>TOTAL</b>	<b>41</b>	<b>29</b>	<b>305</b>	<b>1/7</b>	<b>2</b>	<b>54</b>	<b>1</b>	<b>98.1</b>

RUSHING	ATT	YDS	AVG	LG	TD
Isiah Pacheco	12	70	5.8	31	0
Patrick Mahomes	7	30	4.3	14	0
Kadarius Toney	1	3	3.0	3	0
Clyde Edwards-Helaire	1	0	0.0	0	0
Jerick McKinnon	1	-2	-2.0	-2	0
<b>TOTAL</b>	<b>22</b>	<b>101</b>	<b>4.6</b>	<b>31</b>	<b>0</b>

RECEIVING	NO	YDS	AVG	LG	TD
Kadarius Toney	5	35	7.0	17	0
Travis Kelce	4	26	6.5	9t	1
Skye Moore	3	70	23.3	54	1
Justin Watson	3	62	20.7	34	0
Noah Gray	3	38	12.7	16	0
Jerick McKinnon	3	24	8.0	11	0
Rashee Rice	2	20	10.0	15	0
Clyde Edwards-Helaire	2	17	8.5	10	0
Marquez Valdes-Scantling	2	13	6.5	8	0
Isiah Pacheco	1	0	0.0	0	0
Donovan Smith	1	0	0.0	0	0
<b>TOTAL</b>	<b>29</b>	<b>305</b>	<b>10.5</b>	<b>54</b>	<b>2</b>

TOP DEFENSE	TOT	SOLO	AST	SCK	YDS	INT
Nick Bolton	8	5	3	0.0	0.0	0
L'Jarius Sneed	7	6	1	0.0	0.0	0
Justin Reid	6	5	1	0.0	0.0	0

FIELD GOALS	FGM/FGA	PERCENT	RESULTS
Harrison Butker	1-1	100.0	38G
<b>TOTAL</b>	<b>1-1</b>	<b>100.0</b>	

### Team Statistics

	Chiefs	Jaguars
First Downs	19	18
3rd-Down Eff. (Made/Att/Pct)	4/13/31%	3/12/25%
4th-Down Eff. (Made/Att/Pct)	2/2/100%	0/2/0%
Total Net Yards	399	271
Total Plays	64	64
Yards Per Play	6.2	4.2
Rushes/Net Yards	22/101	18/74
Net Passing	298	197
Pass Attempts/Completions	41/29	42/23
Had Intercepted	1	0
Sacked/Yards Lost	1/7	4/18
Punts/Average	4/48.3	5/48.6
Penalties/Yards	12/94	2/10
Fumbles/Lost	4/2	3/1
Possession Time	31:49	28:11



# GAME SUMMARIES



## WEEK 3

61,466 ■ EverBank Stadium ■ Sep 24, 2023



Houston Texans ..... 7 10 7 13 – 37  
 Jacksonville Jaguars ..... 0 0 10 7 – 17

### SCORING DRIVES

TEAM	QTR	TIME	SCORING PLAY	HOU	JAX
Texans	1	07:35	D.Pierce 1 yd. run (K.Fairbairn kick) (7-62, 3:57)	7	0
Texans	2	07:27	B.Jordan 4 yd. pass from C.Stroud (K.Fairbairn kick) (7-41, 4:24)	14	0
Texans	2	00:00	K.Fairbairn 28 yd. Field Goal (9-56, 1:04)	17	0
Jaguars	3	11:17	T.Bigsby 1 yd. run (B.McManus kick) (7-67, 3:43)	17	7
Jaguars	3	04:35	B.McManus 33 yd. Field Goal (8-53, 4:44)	17	10
Texans	3	04:19	A.Beck 85 yd. kickoff return (K.Fairbairn kick) (0-0, 0:16)	24	10
Texans	4	12:36	K.Fairbairn 26 yd. Field Goal (10-41, 4:44)	27	10
Jaguars	4	10:40	C.Kirk 26 yd. pass from T.Lawrence (B.McManus kick) (6-75, 1:56)	27	17
Texans	4	08:59	N.Dell 68 yd. pass from C.Stroud (K.Fairbairn kick) (3-75, 1:41)	34	17
Texans	4	02:10	K.Fairbairn 33 yd. Field Goal (7-29, 4:35)	37	17

### JACKSONVILLE JAGUARS

PASSING	ATT	CP	YDS	SK/YD	TD	LG	INT	RTG
Trevor Lawrence	40	27	279	0/0	1	28	1	85.3
C.J. Beathard	2	2	9	0/0	0	6	0	85.4
<b>TOTAL</b>	<b>42</b>	<b>29</b>	<b>288</b>	<b>0/0</b>	<b>1</b>	<b>28</b>	<b>1</b>	<b>86.2</b>

RUSHING	ATT	YDS	AVG	LG	TD
Travis Etienne Jr.	19	88	4.6	16	0
Trevor Lawrence	3	12	4.0	8	0
Tank Bigsby	2	10	5.0	9	1
D'Ernest Johnson	3	6	2.0	3	0
<b>TOTAL</b>	<b>27</b>	<b>116</b>	<b>4.3</b>	<b>16</b>	<b>1</b>

RECEIVING	NO	YDS	AVG	LG	TD
Evan Engram	7	67	9.6	28	0
Christian Kirk	4	54	13.5	26t	1
Travis Etienne Jr.	4	50	12.5	18	0
Jamal Agnew	4	49	12.3	14	0
Calvin Ridley	3	40	13.3	21	0
Tim Jones	2	11	5.5	6	0
Brenton Strange	2	7	3.5	4	0
D'Ernest Johnson	2	6	3.0	6	0
Luke Farrell	1	4	4.0	4	0
<b>TOTAL</b>	<b>29</b>	<b>288</b>	<b>9.9</b>	<b>28</b>	<b>1</b>

TOP DEFENSE	TOT	SOLO	AST	SCK	YDS	INT
Foyesade Oluokun	14	8	6	0.0	0.0	0
Rayshawn Jenkins	7	6	1	0.0	0.0	0
Andre Cisco	7	4	3	0.0	0.0	0

FIELD GOALS	FGM/FGA	PERCENT	RESULTS
Brandon McManus	1-3	33.3	48WR, 51B, 33G
<b>TOTAL</b>	<b>1-3</b>	<b>33.0</b>	

### HOUSTON TEXANS

PASSING	ATT	CP	YDS	SK/YD	TD	LG	INT	RTG
C.J. Stroud	30	20	280	0/0	2	68t	0	118.8
<b>TOTAL</b>	<b>30</b>	<b>20</b>	<b>280</b>	<b>0/0</b>	<b>2</b>	<b>68T</b>	<b>0</b>	<b>118.8</b>

RUSHING	ATT	YDS	AVG	LG	TD
Devin Singletary	9	41	4.6	14	0
Dameon Pierce	14	31	2.2	10	1
C.J. Stroud	3	14	4.7	11	0
<b>TOTAL</b>	<b>26</b>	<b>86</b>	<b>3.3</b>	<b>14</b>	<b>1</b>

RECEIVING	NO	YDS	AVG	LG	TD
Tank Dell	5	145	29.0	68t	1
Robert Woods	3	34	11.3	17	0
Dameon Pierce	3	28	9.3	11	0
Nico Collins	2	34	17.0	29	0
Brevin Jordan	2	13	6.5	9	1
John Metchie III	2	13	6.5	11	0
Devin Singletary	2	4	2.0	7	0
Dalton Schultz	1	9	9.0	9	0
<b>TOTAL</b>	<b>20</b>	<b>280</b>	<b>14.0</b>	<b>68T</b>	<b>2</b>

TOP DEFENSE	TOT	SOLO	AST	SCK	YDS	INT
Shaquill Griffin	10	7	3	0.0	0.0	0
Henry To'oTo'o	10	6	4	0.0	0.0	0
Jimmie Ward	8	5	3	0.0	0.0	0

FIELD GOALS	FGM/FGA	PERCENT	RESULTS
Ka'imi Fairbairn	3-3	100.0	28G, 26G, 33G
<b>TOTAL</b>	<b>3-3</b>	<b>100.0</b>	

### Team Statistics

	Texans	Jaguars
First Downs	15	22
3rd-Down Eff. (Made/Att/Pct)	9/15/60%	5/13/38%
4th-Down Eff. (Made/Att/Pct)	0/0/0%	0/1/0%
Total Net Yards	366	404
Total Plays	56	69
Yards Per Play	6.5	5.9
Rushes/Net Yards	26/86	27/116
Net Passing	280	288
Pass Attempts/Completions	30/20	42/29
Had Intercepted	0	1
Sacked/Yards Lost	0/0	0/0
Punts/Average	4/43.3	2/47.0
Penalties/Yards	8/75	6/49
Fumbles/Lost	0/0	1/1
Possession Time	27:57	32:03





# YASIR ABDULLAH | 56

**POSITION:** OUTSIDE LINEBACKER  
**HT:** 6-1 | **WT:** 240 | **DOB:** 4-12-2000  
**COLLEGE:** LOUISVILLE  
**HOMETOWN:** MIRAMAR, FLA.  
**ACQ:** D5-'23  
**EXP:** R

@AbYasiir  
 yasirabdullah\_22

## KEY TRANSACTIONS

- Originally drafted by Jacksonville in the fifth round (136th overall) in the 2023 Draft

## PRO

### 2023 (Jaguars)

- 9/24 vs. HOU:** Saw action at outside linebacker
- 9/17 vs. K.C.:** Saw action at outside linebacker
- 9/10 at IND:** Saw action at outside linebacker in first-career NFL game

## COLLEGE

- Finished his career at Louisville eighth in career sacks (23.5) and second in tackles for loss (43)
- Recorded 210 total tackles (124 solo) in five seasons
- In 2022, was named first-team All-ACC... Led the conference with 9.5 sacks which ranked 15th in the nation
- Played in the East-West Shrine Game

## PERSONAL

- His father, Xavier McCray, played football at Florida
- Majored in Sports Administration
- Favorite athlete growing up was Bills OLB Von Miller

### YASIR ABDULLAH'S NFL REGULAR SEASON DEFENSIVE STATISTICS

DATE	TEAM	GP	TACKLES							INTERCEPTIONS							O. FUMB					ST					MISC	
			GS	TK	S	A	TFL	YDS	SK	YDS	QBH	NO	YDS	LG	TD	PD	FF	FR	TD	YDS	TK	S	A	FF	FR	S	A	
2023	Jaguars	3	0	0	0	0	0	0	0	0.0	0.0	0	0	0	0	0	0	0	0	0	0	0	0	0	0	0	0	0
<b>NFL TOTALS</b>		<b>3</b>	<b>0</b>	<b>0</b>	<b>0</b>	<b>0</b>	<b>0</b>	<b>0</b>	<b>0</b>	<b>0.0</b>	<b>0.0</b>	<b>0</b>	<b>0</b>	<b>0</b>	<b>0</b>	<b>0</b>	<b>0</b>	<b>0</b>	<b>0</b>	<b>0</b>	<b>0</b>	<b>0</b>	<b>0</b>	<b>0</b>	<b>0</b>	<b>0</b>	<b>0</b>	<b>0</b>

### 2023 GAME-BY-GAME REGULAR-SEASON STATISTICS (JAGUARS)

DATE	OPPONENT	P/S	TACKLES							INTERCEPTIONS							O. FUMB					ST					MISC			
			TK	S	A	SK	YDS	TFL	YDS	QBH	NO	YDS	LG	TD	PD	FF	FR	TD	YDS	TK	S	A	FF	FR	S	A	W/L	SCORE		
09/10	at Colts	P	0	0	0	0.0	0.0	0	0	0	0	0	0	0	0	0	0	0	0	0	0	0	0	0	0	0	0	0	W	31-21
09/17	Chiefs	P	0	0	0	0.0	0.0	0	0	0	0	0	0	0	0	0	0	0	0	0	0	0	0	0	0	0	0	L	9-17	
09/24	Texans	P	0	0	0	0.0	0.0	0	0	0	0	0	0	0	0	0	0	0	0	0	0	0	0	0	0	0	L	17-37		
<b>2023 TOTALS</b>		<b>3-0</b>	<b>0</b>	<b>0</b>	<b>0</b>	<b>0.0</b>	<b>0.0</b>	<b>0</b>	<b>0</b>	<b>0</b>	<b>0</b>	<b>0</b>	<b>0</b>	<b>0</b>	<b>0</b>	<b>0</b>	<b>0</b>	<b>0</b>	<b>0</b>	<b>0</b>	<b>0</b>	<b>0</b>	<b>0</b>	<b>0</b>	<b>0</b>	<b>0</b>	<b>0</b>	<b>1-2</b>		





# JAMAL AGNEW | 39

POSITION: WIDE RECEIVER

HT: 5-10 | WT: 190 | DOB: 4-3-1995

COLLEGE: SAN DIEGO

HOMETOWN: SAN DIEGO, CALIF.

ACQ: UFA (DET)-'21

EXP: 7th YEAR

 @jamalagnew

 @two\_6ix



## KEY TRANSACTIONS

- Originally selected by Detroit in the fifth round (165th overall) of the 2017 Draft
- Signed by Jacksonville as an unrestricted free agent on 3/17/21

## PRO

- Leads the NFL with seven return TDs (four punt returns, two kickoff returns and one field goal return) since he entered the league in 2017
- He is one of four players in NFL history to record at least one rushing TD, one receiving TD, one kick return TD and one field goal return TD during their career

### 2023 (Jaguars)

- **9/24 vs. HOU:** Recorded four receptions for 49 yards... Posted 73 yards on three kickoff returns, reaching over 4,000 total career return yards in his career
- **9/17 vs. K.C.:** Saw action as punt returner and wide receiver
- **9/10 at IND:** Returned two punts for 58 yards, with a long of 48 yards... Recorded one 20-yard kickoff return

### 2022 (Jaguars)

- Was named to the 2023 Pro Bowl as a Return Specialist becoming the only player in franchise history to make the Pro Bowl as a return specialist
- Saw action in 15 regular season games and both postseason games in 2022... During the regular season he caught 23 passes for 187 yards and three touchdowns and recorded a career-high 12 rushing attempts for 86 yards... He returned 25 punts for 205 yards and 21 kicks for 547 yards... In the postseason Agnew appeared in two games recording three receptions for seven yards and one rush for two yards... He set postseason single-game franchise records after returning a combined seven kicks for 265 yards... He also returned three punts for 23 yards
- **1/14 vs. LAC:** Returned four kickoffs for a single-game postseason franchise record of 134 yards with a long of 52 yards... The following week (1/21) Agnew was four yards away from breaking his postseason franchise record of 134 kickoff return yards after recording 131 kickoff return yards against the Kansas City Chiefs... He now holds the Jaguars top two spots for the most postseason kickoff yards recorded in a single-game
- **11/27 vs. BAL:** Caught a season-high five passes for 37 yards and one touchdown making it the fourth time Agnew has recorded five or more receptions in a single-game in his career
- **10/2 at PHI:** Saw action at wide receiver and on special teams... Recorded four receptions for 50 yards and a career-high two touchdowns... Returned two punts for eight yards... Posted one special teams tackle... Agnew posted multiple touchdowns for the first time in his career

### 2021 (Jaguars)

- Became the second player in NFL history (Timmy Brown, 1962) to return a field goal for a TD, return a kickoff for a TD, catch a TD and run for a TD in the same season... Agnew and RB Maurice Jones-Drew are the only players in franchise history with a rushing TD, receiving TD and kickoff return for a TD in the same season
- Saw action in 10 games in 2021 and caught 24 passes for 229 yards and one touchdown and recorded seven rushes for 111 yards and a touchdown... He also returned 22 kicks for 525 yards and one touchdown
- Placed on injured reserve on 11/22 with a hip injury
- **11/14 at IND:** Recorded a 66-yard rushing TD, marking the longest rush by a wide receiver in franchise history with 1 minute remaining in the first quarter... His 66-yard run was also the longest run by an NFL wide receiver since 2016 (Tyreek Hill, Dec. 25, 2016)... Agnew's 66-yard rushing TD was the longest rushing TD by a Jaguars player since RB Leonard Fournette scored on a 75-yard TD against the Rams in Week 6 of the 2017 season
- **9/26 vs. ARI:** Returned a missed field goal 109 yards for a TD on the final play of the second quarter and tied the record for the longest return in NFL history... Became the ninth player in NFL history with multiple 100-plus yard special teams returns in the same season and the 15th player in NFL history with two return touchdowns through the first three weeks of an NFL season... Agnew became the first player in NFL history with 100-plus yard TDs in consecutive games
- **9/19 vs. DEN:** Posted a career-long 102-yard kickoff return for a TD, marking his sixth career return touchdown (four punt and two kickoff)... His 102-yard return was the longest kick return in franchise history and the first kickoff return for a TD for the team since Dec. 18, 2016 against Houston

### 2020 (Lions)

- Topped 1,000 all-purpose yards in 2020 for the first time in his career
- Recorded 13 receptions for 89 yards
- Fielded 28 kickoffs for 783 yards (28.0 avg)

### 2019 (Lions)

- Returned 17 kickoffs for 454 yards (26.7 avg) including a 100-yard kickoff returned for a touchdown
- Had 19 punt returns for 175 yards and one returned for a touchdown
- Was the only player in the NFL to have a kickoff return touchdown and punt return touchdown in 2019

### 2018 (Lions)

- Played in six games, and averaged 27 yards on eight kickoff returns
- Had 12 punt returns for 57 yards





## 2017 (Lions)

- Voted First Team All-Pro as a punt returner in his rookie season
- NFC Special Teams Player of the Week in Week 2
- Led the NFL in punt return yards (447), punt return average (15.4) and punt return touchdowns (two)
- His 88-yard punt return for a touchdown was the league's longest of the season and the longest punt return touchdown by a rookie since WR Tavon Austin raced back a 98-yard return for the Rams in 2013

## COLLEGE

- Played 44 games and recorded 148 total tackles (118 solo), 59 pass defenses, 12.5 tackles for loss, one sack and one fumble recovery
- In 2016, posted 31 tackles, 13 pass defenses and two interceptions
- In 2015, recorded 30 tackles, four interceptions and 11 pass breakups en route to being named the Torero's Defensive MVP
- Finished his 2014 campaign leading the nation in pass defenses for FCS players (2.1 per game)
- In his freshman season he started 10 of the 11 games on which he appeared and was All-Pioneer Football League Honorable Mention
- Named San Diego's Most Outstanding First Year Player.

## PERSONAL

- Attended the 2023 UK Player Tour with OLB Josh Allen, LB Devin Lloyd, and six other players from different teams around the league
- Attended the 2022 DUUUVAL draft party at Daily's Place as a player panelist
- Attended Point Loma High School (San Diego, Calif)
- He is the youngest of five children (two brothers and two sisters)
- He is one of two players to be drafted from the University of San Diego (QB Josh Johnson)
- Shares his birthday (April 3) with his mother, Arlene

### JAMAL AGNEW'S NFL REGULAR SEASON RUSHING/RECEIVING STATISTICS

DATE	TEAM	GP	GS	RECEIVING					RUSHING				
				NO.	YDS.	AVG.	LG	TD	NO.	YDS.	AVG.	LG	TD
2017	Lions	13	0	2	18	9.0	12	0	2	9	4.5	5	0
2018	Lions	6	0	0	0	0.0	0	0	1	17	17.0	17	0
2019	Lions	13	0	1	-2	-2.0	-2	0	1	9	9.0	9	0
2020	Lions	14	2	13	89	6.8	20	0	6	33	5.5	11	0
2021	Jaguars	10	2	24	229	9.5	29	1	7	111	15.9	66t	1
2022	Jaguars	15	0	23	187	8.1	24	3	12	86	7.2	30	0
2023	Jaguars	3	0	5	54	10.8	14	0	2	-2	-1.0	0	0
<b>NFL TOTALS</b>		<b>74</b>	<b>4</b>	<b>68</b>	<b>575</b>	<b>8.5</b>	<b>29</b>	<b>4</b>	<b>31</b>	<b>263</b>	<b>8.5</b>	<b>66T</b>	<b>1</b>

### JAMAL AGNEW'S NFL POSTSEASON RUSHING/RECEIVING STATISTICS

DATE	TEAM	GP	GS	RECEIVING					RUSHING				
				NO.	YDS.	AVG.	LG	TD	NO.	YDS.	AVG.	LG	TD
2022	Jaguars	2	0	3	7	2.3	3	0	1	2	2.0	2	0
<b>NFL TOTALS</b>		<b>2</b>	<b>0</b>	<b>3</b>	<b>7</b>	<b>2.3</b>	<b>3</b>	<b>0</b>	<b>1</b>	<b>2</b>	<b>2.0</b>	<b>2</b>	<b>0</b>

### JAMAL AGNEW'S NFL REGULAR SEASON RETURN STATISTICS

DATE	TEAM	KICKOFF RETURNS					PUNT RETURNS					
		RET.	YDS.	AVG.	LG	TD	NO.	FC	YDS.	AVG.	LG	TD
2017	Lions	11	196	17.8	25	0	29	16	447	15.4	88t	2
2018	Lions	8	216	27.0	45	0	12	3	57	4.8	16	0
2019	Lions	17	454	26.7	100t	1	19	13	175	9.2	64t	1
2020	Lions	28	783	28.0	71	0	14	14	178	12.7	74t	1
2021	Jaguars	22	525	23.9	102t	1	11	21	74	6.7	14	0
2022	Jaguars	21	547	26.0	54	0	25	12	205	8.2	22	0
2023	Jaguars	4	92	23.0	33	0	4	3	63	15.8	48	0
<b>NFL TOTALS</b>		<b>111</b>	<b>2,813</b>	<b>25.3</b>	<b>102T</b>	<b>2</b>	<b>114</b>	<b>82</b>	<b>1,199</b>	<b>10.5</b>	<b>88T</b>	<b>4</b>

### JAMAL AGNEW'S NFL POSTSEASON RETURN STATISTICS

DATE	TEAM	KICKOFF RETURNS					PUNT RETURNS					
		RET.	YDS.	AVG.	LG	TD	NO.	FC	YDS.	AVG.	LG	TD
2022	Jaguars	7	265	37.9	63	0	3	2	23	7.7	9	0
<b>NFL TOTALS</b>		<b>7</b>	<b>265</b>	<b>37.9</b>	<b>63</b>	<b>0</b>	<b>3</b>	<b>2</b>	<b>23</b>	<b>7.7</b>	<b>9</b>	<b>0</b>



**SINGLE-GAME HIGHS: RUSHING/RECEIVING**

<b>Rush Attempts</b>	3 vs. Dallas Cowboys, Dec 18, 2022 3 at Indianapolis Colts, Nov 14, 2021	<b>Longest Kickoff Return</b>	102t vs. Denver Broncos, Sep 19, 2021 100t at Philadelphia Eagles, Sep 22, 2019
<b>Rushing Yards</b>	79 at Indianapolis Colts, Nov 14, 2021 52 vs. Dallas Cowboys, Dec 18, 2022	<b>Kickoff Return TDs</b>	1 vs. Denver Broncos, Sep 19, 2021 1 at Philadelphia Eagles, Sep 22, 2019
<b>Longest Runs</b>	66t at Indianapolis Colts, Nov 14, 2021 30 vs. Dallas Cowboys, Dec 18, 2022	<b>Fair Catches</b>	6 at Chicago Bears, Nov 10, 2019 4 at Cincinnati Bengals, Dec 24, 2017
<b>Rushing TDs</b>	1 at Indianapolis Colts, Nov 14, 2021	<b>Punt Return Yards</b>	106 at New Orleans Saints, Oct 15, 2017 101 at New York Giants, Sep 18, 2017
<b>Receptions</b>	6 at Seattle Seahawks, Oct 31, 2021 6 vs. Tennessee Titans, Oct 10, 2021	<b>Longest Punt Return</b>	88t at New York Giants, Sep 18, 2017 74t vs. Tampa Bay Buccaneers, Dec 26, 2020 ...1 more at 74.
<b>Receiving Yards</b>	78 vs. Miami Dolphins, Oct 17, 2021 50 at Philadelphia Eagles, Oct 02, 2022	<b>Punt Returns</b>	5 at Arizona Cardinals, Sep 08, 2019 5 vs. Minnesota Vikings, Dec 23, 2018
<b>Receiving Average</b>	15.6 vs. Miami Dolphins, Oct 17, 2021 12.5 at Philadelphia Eagles, Oct 02, 2022	<b>Punt Return TDs</b>	1 vs. Tampa Bay Buccaneers, Dec 26, 2020 1 at Denver Broncos, Dec 22, 2019 ...2 more at 1.
<b>Longest Receptions</b>	29 vs. Miami Dolphins, Oct 17, 2021 27 at Cincinnati Bengals, Sep 30, 2021	<b>Punt Return Average</b>	33.7 at New York Giants, Sep 18, 2017 26.5 at New Orleans Saints, Oct 15, 2017
<b>Receiving TDs</b>	2 at Philadelphia Eagles, Oct 02, 2022 1 vs. Baltimore Ravens, Nov 27, 2022 ...1 more at 1.	<b>Kickoff Return Average</b>	31.3 vs. Tennessee Titans, Jan 07, 2023 29.0 at Tennessee Titans, Dec 20, 2020
<b>All-Purpose Yards</b>	210 at Indianapolis Colts, Nov 14, 2021 166 vs. Tennessee Titans, Jan 07, 2023	<b>Special Teams Tackles</b>	2 vs. Tampa Bay Buccaneers, Dec 26, 2020 2 at Green Bay Packers, Oct 14, 2019 ...1 more at 2.
<b>Kickoff Returns</b>	5 at Indianapolis Colts, Nov 14, 2021 5 at San Francisco 49ers, Sep 16, 2018	<b>Most TDs</b>	2 at Philadelphia Eagles, Oct 02, 2022 1 vs. Baltimore Ravens, Nov 27, 2022 ...9 more at 1.
<b>Kickoff Return Yards</b>	144 at San Francisco 49ers, Sep 16, 2018 125 vs. Tennessee Titans, Jan 07, 2023	<b>Miscellaneous Tackles</b>	2 vs. Houston Texans, Sep 24, 2023 1 vs. Kansas City Chiefs, Sep 17, 2023 ...1 more at 1.

**SINGLE-GAME HIGHS - POSTSEASON: RUSHING/RECEIVING**

<b>Longest Runs</b>	2 at Kansas City Chiefs, Jan 21, 2023	<b>Longest Kickoff Return</b>	63 at Kansas City Chiefs, Jan 21, 2023
<b>Receptions</b>	2 at Kansas City Chiefs, Jan 21, 2023 1 vs. Los Angeles Chargers, Jan 14, 2023	<b>Fair Catches</b>	52 vs. Los Angeles Chargers, Jan 14, 2023 1 at Kansas City Chiefs, Jan 21, 2023
<b>Receiving Yards</b>	5 at Kansas City Chiefs, Jan 21, 2023 2 vs. Los Angeles Chargers, Jan 14, 2023	<b>Punt Return Yards</b>	1 vs. Los Angeles Chargers, Jan 14, 2023 23 at Kansas City Chiefs, Jan 21, 2023
<b>Longest Receptions</b>	3 at Kansas City Chiefs, Jan 21, 2023 2 at Kansas City Chiefs, Jan 21, 2023 ...1 more at 2.	<b>Longest Punt Return</b>	9 at Kansas City Chiefs, Jan 21, 2023 9 at Kansas City Chiefs, Jan 21, 2023
<b>All-Purpose Yards</b>	161 at Kansas City Chiefs, Jan 21, 2023 136 vs. Los Angeles Chargers, Jan 14, 2023	<b>Punt Returns</b>	3 at Kansas City Chiefs, Jan 21, 2023
<b>Kickoff Returns</b>	4 vs. Los Angeles Chargers, Jan 14, 2023 3 at Kansas City Chiefs, Jan 21, 2023	<b>Punt Return Average</b>	7.7 at Kansas City Chiefs, Jan 21, 2023
<b>Kickoff Return Yards</b>	134 vs. Los Angeles Chargers, Jan 14, 2023 131 at Kansas City Chiefs, Jan 21, 2023	<b>Kickoff Return Average</b>	43.7 at Kansas City Chiefs, Jan 21, 2023 33.5 vs. Los Angeles Chargers, Jan 14, 2023

**2023 GAME-BY-GAME REGULAR-SEASON STATISTICS (JAGUARS)**

DATE	OPPONENT	P/S	RECEIVING					RUSHING					W/L	SCORE	
			NO.	YDS.	AVG.	LG	TD	NO.	YDS.	AVG.	LG	TD			
09/10	at Colts	P	0	0	0.0	0	0	2	-2	-1.0	0	0	0	W	31-21
09/17	Chiefs	P	1	5	5.0	5	0	0	0	0.0	0	0	0	L	9-17
09/24	Texans	P	4	49	12.3	14	0	0	0	0.0	0	0	0	L	17-37
<b>2023 TOTALS</b>		<b>3-0</b>	<b>5</b>	<b>54</b>	<b>10.8</b>	<b>14</b>	<b>0</b>	<b>2</b>	<b>-2</b>	<b>-1.0</b>	<b>0</b>	<b>0</b>	<b>0</b>	<b>1-2</b>	



**2022 GAME-BY-GAME REGULAR-SEASON STATISTICS (JAGUARS)**

DATE	OPPONENT	P/S	RECEIVING					RUSHING					W/L	SCORE
			NO.	YDS.	AVG.	LG	TD	NO.	YDS.	AVG.	LG	TD		
09/11	at Commanders	P	1	6	6.0	6	0	1	6	6.0	6	0	L	22-28
09/18	Colts	P	0	0	0.0	0	0	2	1	0.5	2	0	W	24-0
09/25	at Chargers	P	1	17	17.0	17	0	0	0	0.0	0	0	W	38-10
10/02	at Eagles	P	4	50	12.5	24	2	0	0	0.0	0	0	L	21-29
10/09	Texans	P	0	0	0.0	0	0	1	3	3.0	3	0	L	6-13
10/16	at Colts	P	1	5	5.0	5	0	1	19	19.0	19	0	L	27-34
10/23	Giants						INACTIVE						L	17-23
10/30	Broncos						INACTIVE						L	17-21
11/06	Raiders	P	0	0	0.0	0	0	0	0	0.0	0	0	W	27-20
11/13	at Chiefs	P	3	4	1.3	6	0	0	0	0.0	0	0	L	17-27
11/27	Ravens	P	5	37	7.4	17	1	0	0	0.0	0	0	W	28-27
12/04	at Lions	P	0	0	0.0	0	0	1	3	3.0	3	0	L	14-40
12/11	at Titans	P	3	36	12.0	16	0	1	8	8.0	8	0	W	36-22
12/18	Cowboys	P	2	12	6.0	7	0	3	52	17.3	30	0	W	40-34+
12/22	at Jets	P	1	8	8.0	8	0	0	0	0.0	0	0	W	19-3
01/01	at Texans	P	1	4	4.0	4	0	2	-6	-3.0	0	0	W	31-3
01/07	Titans	P	1	8	8.0	8	0	0	0	0.0	0	0	W	20-16
<b>2022 TOTALS</b>		<b>15-0</b>	<b>23</b>	<b>187</b>	<b>8.1</b>	<b>24</b>	<b>3</b>	<b>12</b>	<b>86</b>	<b>7.2</b>	<b>30</b>	<b>0</b>	<b>9-8</b>	

+ - Overtime

**2022 GAME-BY-GAME POSTSEASON STATISTICS (JAGUARS)**

DATE	OPPONENT	P/S	RECEIVING					RUSHING					W/L	SCORE
			NO.	YDS.	AVG.	LG	TD	NO.	YDS.	AVG.	LG	TD		
01/14	Chargers	P	1	2	2.0	2	0	0	0	0.0	0	0	W	31-30
01/21	at Chiefs	P	2	5	2.5	3	0	1	2	2.0	2	0	L	20-27
<b>2022 TOTALS</b>		<b>2-0</b>	<b>3</b>	<b>7</b>	<b>2.3</b>	<b>3</b>	<b>0</b>	<b>1</b>	<b>2</b>	<b>2.0</b>	<b>2</b>	<b>0</b>	<b>1-1</b>	





# JOSH ALLEN | 41

POSITION: OUTSIDE LINEBACKER

HT: 6-5 | WT: 255 | DOB: 7-13-1997

COLLEGE: KENTUCKY

HOMETOWN: MONTCLAIR, N.J.

ACQ: D1-'19

EXP: 5th YEAR

 @JoshAllen41\_

 joshallen\_41



## KEY TRANSACTIONS

- Originally drafted by Jacksonville in the first round (7th overall) in the 2019 draft

## PRO

### 2023 (Jaguars)

- 9/24 vs. HOU:** Started at outside linebacker... Recorded two tackles and three quarterback hits
- 9/17 vs. K.C.:** Started at outside linebacker... Posted one tackle and one quarterback hit... Briefly left the game with a shoulder injury
- 9/10 at IND:** Posted 3.0 sacks recording the second most single-game sacks by a Jaguars player in Week 1... Set a single-game career high in sacks with 3.0... Recorded 10 total tackles (eight solo)

### 2022 (Jaguars)

- Voted a team captain for the 2022 season
- Started all 17 regular season games and both postseason games... In the regular season he posted 58 tackles (36 solo), 11 tackles for loss, 7.0 sacks, four forced fumbles, two fumble recoveries, one leading to a 38-yard return for a touchdown... In the postseason, he started both games and posted 11 tackles (four solo), 1.0 sack, and one tackle for loss
- 1/7 vs. TEN:** Started at outside linebacker and posted six tackles (four solo), including one tackle for loss, 1.0 sack, two QB hits, one forced fumble, and one fumble recovery that was returned 38 yards for his first career touchdown... His 38-yard touchdown return was the Jaguars longest fumble recovery for a touchdown since LB Telvin Smith returned a fumble for a 50-yard touchdown against the Steelers in the Divisional Round on 1/14/2018
- 9/25 at LAC:** Recorded a career-high eight QB pressures in the game, according to NextGen Stats, bringing his season total to 15
- 9/18 vs. IND:** Recorded 2.0 sacks, marking his second consecutive home game with at least 2.0 sacks... Allen forced a fumble for the second consecutive week, joining DE Yannick Ngakoue and DE Andre Branch as the only players to record two forced fumbles through the first two weeks of a season

### 2021 (Jaguars)

- Voted a team captain for the 2021 season
- 1/9 vs. IND:** Sacked QB Carson Wentz twice in the first half, marking the fourth multi-sack game of his career... Finished the game with four total tackles (three solo), including 2.0 sacks
- 11/7 vs. BUF:** Finished the game with a career-high eight tackles, including two tackles for loss and 1.0 sack... Allen also recorded the first INT of his career, becoming the second defensive lineman in franchise history to post at least 1.0 sack, one INT and one fumble recovery in a single game (DE Tony Brackens)... Allen is the only player in the NFL over the last three seasons (2019-21) to accomplish the feat... Allen sacked Bills QB Josh Allen, marking the first time a player sacked a QB with the same first and last name in NFL history
- 9/12 at HOU:** Started at outside linebacker and recorded five total tackles, including 1.0 sack, and two QB hits... With his sack, Allen joined DE Yannick Ngakoue and DE Tony Brackens as the only players in franchise history to tally at least 14.0 sacks in their first 25 career games

### 2020 (Jaguars)

- Saw action in eight games, making seven starts
- Tallied 13 tackles (seven solo), 2.5 sacks, two tackles for loss and one pass defended
- Named team captain as voted on by his teammates
- Placed on injured reserve on Nov. 24 with a knee injury
- 9/24 vs. MIA:** Started at defensive end and tallied two solo tackles, including his first sack of the season
- 11/8 vs. HOU:** Started at defensive end and made four tackles, including a half-sack

### 2019 (Jaguars)

- Appeared in all 16 games, making four starts, during his rookie campaign
- Became the seventh player in franchise history to compile double-digit sacks in a season
- Amassed 44 tackles (31 solo), 11 tackles for loss, 10.5 sacks and two forced fumbles
- Finished the year second on the team with 11 tackles for loss... His 10.5 sacks recorded in 2019 led all NFL rookies and were the most by a rookie in franchise history
- One of five NFL players over the last 10 seasons to post at least 10.0 sacks and multiple forced fumbles in their rookie seasons
- Became the first rookie in Jaguars history to make the Pro Bowl
- 10/13 vs. N.O.:** Notched two tackles and 1.0 sack, becoming the third player in franchise history to post at least 4.0 sacks through six career games, joining DE Yannick Ngakoue and former DT John Henderson
- 10/27 vs. NYJ:** Saw action at DE, amassing 2.0 sacks, one tackle for loss and a forced fumble... Became the first Jaguars rookie since DE Yannick Ngakoue in 2016 to post at least 1.0 sack in four straight games
- 12/15 at OAK:** Saw action at DE and tallied three tackles (two solo), including 1.0 sack, his 10th of the season

## COLLEGE

- Did not miss a game during his four-year career with the Wildcats, playing in all 51 games with 35 starts
- Career totals include 220 tackles, 31.5 sacks, 11 forced fumbles, eight passes defended and two fumble recoveries
- Named SEC Defensive Player of the Year, earned consensus First Team All American honors and was honored with the Bronco Nagurski Award, presented to the nation's top defensive player, as a senior in 2018
- Allen's 17.0 sacks in 2018 were the most by an SEC player in a single season since the NCAA started official sack records in 2000, finishing the season ranked second nationally in sacks (17.0), fourth in forced fumbles (five) and sixth in tackles for loss (21.5)



**PERSONAL**

- He and his wife, Kaitlyn, have two sons, Wesley and Julian, and one daughter, Vanessa
- Son of Kim Allen and Robert Allen
- Josh's sister, Myisha Hines-Allen, played collegiate basketball at Louisville and is currently a forward for the Washington Mystics, the 2019 WNBA champions
- Uncle, Gregory Hines, played college basketball at Hampton and went on to a 12-year pro career
- Majored in communications
- Attended the 2023 UK Player Tour with WR Jamal Agnew, LB Devin Lloyd, and six other players from different teams around the league
- In June of 2022, traveled to England to participate in An Evening With Jaguars Stars as a player panelist with Jaguars' fans in London and Manchester

**JOSH ALLEN'S NFL REGULAR SEASON DEFENSIVE STATISTICS**

DATE	TEAM	GP	TACKLES							INTERCEPTIONS					O. FUMB					ST			MISC				
			GS	TK	S	A	TFL	YDS	SK	YDS	QBH	NO	YDS	LG	TD	PD	FF	FR	TD	YDS	TK	S	A	FF	FR	S	A
2019	Jaguars	16	4	44	31	13	11	77	10.5	74.0	23	0	0	0	0	2	0	0	0	0	0	0	0	0	0	0	0
2020	Jaguars	8	7	13	7	6	2	9	2.5	7.0	11	0	0	0	1	0	0	0	0	0	0	0	0	0	0	0	
2021	Jaguars	16	15	71	46	25	12	81	7.5	70.0	14	1	11	11	4	1	1	0	0	0	0	0	0	0	0	0	
2022	Jaguars	17	17	58	36	22	11	46	7.0	45.0	22	0	0	0	2	4	2	1	38	0	0	0	0	0	0	0	
2023	Jaguars	3	3	13	8	5	3	6	3.0	3.0	6	0	0	0	0	0	0	0	0	0	0	0	0	0	0		
<b>NFL TOTALS</b>		<b>60</b>	<b>46</b>	<b>199</b>	<b>128</b>	<b>71</b>	<b>39</b>	<b>219</b>	<b>30.5</b>	<b>199.0</b>	<b>76</b>	<b>1</b>	<b>11</b>	<b>11</b>	<b>0</b>	<b>7</b>	<b>7</b>	<b>3</b>	<b>1</b>	<b>38</b>	<b>0</b>	<b>0</b>	<b>0</b>	<b>0</b>	<b>0</b>	<b>0</b>	

**JOSH ALLEN'S NFL POSTSEASON DEFENSIVE STATISTICS**

DATE	TEAM	GP	TACKLES							INTERCEPTIONS					O. FUMB					ST			MISC			
			GS	TK	S	A	TFL	YDS	SK	YDS	QBH	NO	YDS	LG	TD	PD	FF	FR	TD	YDS	TK	S	A	FF	FR	S
2022	Jaguars	2	2	11	4	7	1	6	1.0	6.0	4	0	0	0	0	0	0	0	0	0	0	0	0	0	0	0
<b>NFL TOTALS</b>		<b>2</b>	<b>2</b>	<b>11</b>	<b>4</b>	<b>7</b>	<b>1</b>	<b>6</b>	<b>1.0</b>	<b>6.0</b>	<b>4</b>	<b>0</b>	<b>0</b>	<b>0</b>	<b>0</b>	<b>0</b>	<b>0</b>	<b>0</b>	<b>0</b>	<b>0</b>	<b>0</b>	<b>0</b>	<b>0</b>	<b>0</b>	<b>0</b>	<b>0</b>

**SINGLE-GAME HIGHS: DEFENSIVE**

<b>Total Tackles</b>	10 at Indianapolis Colts, Sep 10, 2023 10 vs. San Francisco 49ers, Nov 21, 2021	<b>Fumble Recoveries</b>	1 vs. Tennessee Titans, Jan 07, 2023 1 at Tennessee Titans, Dec 11, 2022 ...1 more at 1.
<b>Solo Tackles</b>	8 vs. Buffalo Bills, Nov 07, 2021 7 at Indianapolis Colts, Sep 10, 2023	<b>Tackles For Loss</b>	4 at Seattle Seahawks, Oct 31, 2021 3 at Indianapolis Colts, Sep 10, 2023
<b>Sacks</b>	3.0 at Indianapolis Colts, Sep 10, 2023 2.0 vs. Indianapolis Colts, Sep 18, 2022 ...4 more at 2.0.	<b>Interceptions</b>	1 vs. Buffalo Bills, Nov 07, 2021
<b>Passes Defensed</b>	1 at Detroit Lions, Dec 04, 2022 1 at Los Angeles Chargers, Sep 25, 2022 ...5 more at 1.	<b>Interception Return Yards</b>	11 vs. Buffalo Bills, Nov 07, 2021
<b>Forced Fumbles</b>	1 vs. Tennessee Titans, Jan 07, 2023 1 at Houston Texans, Jan 01, 2023 ...5 more at 1.	<b>Longest Opp Fumble Return</b>	1 at Tennessee Titans, Dec 11, 2022

**SINGLE-GAME HIGHS - POSTSEASON: DEFENSIVE**

<b>Total Tackles</b>	8 vs. Los Angeles Chargers, Jan 14, 2023 3 at Kansas City Chiefs, Jan 21, 2023	<b>Sacks</b>	1.0 vs. Los Angeles Chargers, Jan 14, 2023
<b>Solo Tackles</b>	3 vs. Los Angeles Chargers, Jan 14, 2023	<b>Tackles For Loss</b>	1 vs. Los Angeles Chargers, Jan 14, 2023

**2023 GAME-BY-GAME REGULAR-SEASON STATISTICS (JAGUARS)**

DATE	OPPONENT	P/S	TACKLES							INTERCEPTIONS					O. FUMB					ST			MISC					
			TK	S	A	SK	YDS	TFL	YDS	QBH	NO	YDS	LG	TD	PD	FF	FR	TD	YDS	TK	S	A	FF	FR	S	A	W/L	SCORE
09/10	at Colts	S	10	7	3	3.0	3.0	3	6	2	0	0	0	0	0	0	0	0	0	0	0	0	0	0	0	0	W	31-21
09/17	Chiefs	S	1	1	0	0.0	0.0	0	0	1	0	0	0	0	0	0	0	0	0	0	0	0	0	0	0	L	9-17	
09/24	Texans	S	2	0	2	0.0	0.0	0	0	3	0	0	0	0	0	0	0	0	0	0	0	0	0	0	0	L	17-37	
<b>2023 TOTALS</b>		<b>3-3</b>	<b>13</b>	<b>8</b>	<b>5</b>	<b>3.0</b>	<b>3.0</b>	<b>3</b>	<b>6</b>	<b>6</b>	<b>0</b>	<b>0</b>	<b>0</b>	<b>0</b>	<b>0</b>	<b>0</b>	<b>0</b>	<b>0</b>	<b>0</b>	<b>0</b>	<b>0</b>	<b>0</b>	<b>0</b>	<b>0</b>	<b>0</b>	<b>1-2</b>		



**2022 GAME-BY-GAME REGULAR-SEASON STATISTICS (JAGUARS)**

DATE	OPPONENT	P/S	TACKLES									INTERCEPTIONS					O. FUMB				ST				MISC		SCORE	
			TK	S	A	SK	YDS	TFL	YDS	QBH	NO	YDS	LG	TD	PD	FF	FR	TD	YDS	TK	S	A	FF	FR	S	A		W/L
09/11	at Commanders	S	4	3	1	0.0	0.0	2	10	1	0	0	0	0	0	1	0	0	0	0	0	0	0	0	0	0	L	22-28
09/18	Colts	S	3	2	1	2.0	11.0	1	9	2	0	0	0	0	0	1	0	0	0	0	0	0	0	0	0	0	W	24-0
09/25	at Chargers	S	1	0	1	0.0	0.0	0	0	4	0	0	0	0	1	0	0	0	0	0	0	0	0	0	0	0	W	38-10
10/02	at Eagles	S	7	3	4	1.0	10.0	1	10	2	0	0	0	0	0	0	0	0	0	0	0	0	0	0	0	L	21-29	
10/09	Texans	S	1	1	0	0.0	0.0	1	0	0	0	0	0	0	0	0	0	0	0	0	0	0	0	0	0	L	6-13	
10/16	at Colts	S	1	1	0	0.0	0.0	0	0	1	0	0	0	0	0	0	0	0	0	0	0	0	0	0	0	L	27-34	
10/23	Giants	S	2	1	1	0.0	0.0	0	0	1	0	0	0	0	0	0	0	0	0	0	0	0	0	0	0	L	17-23	
10/30	Broncos	S	2	2	0	0.0	0.0	0	0	1	0	0	0	0	0	0	0	0	0	0	0	0	0	0	0	L	17-21	
11/06	Raiders	S	3	1	2	0.0	0.0	0	0	0	0	0	0	0	0	0	0	0	0	0	0	0	0	0	0	W	27-20	
11/13	at Chiefs	S	7	4	3	0.0	0.0	0	0	1	0	0	0	0	0	0	0	0	0	0	0	0	0	0	0	L	17-27	
11/27	Ravens	S	5	2	3	0.0	0.0	1	4	0	0	0	0	0	0	0	0	0	0	0	0	0	0	0	0	W	28-27	
12/04	at Lions	S	2	2	0	0.0	0.0	0	0	0	0	0	0	0	1	0	0	0	0	0	0	0	0	0	0	L	14-40	
12/11	at Titans	S	3	3	0	1.0	8.0	1	8	2	0	0	0	0	0	0	1	0	1	0	0	0	0	0	0	W	36-22	
12/18	Cowboys	S	3	2	1	1.0	2.0	2	4	2	0	0	0	0	0	0	0	0	0	0	0	0	0	0	0	W	40-34+	
12/22	at Jets	S	2	2	0	0.0	0.0	1	0	0	0	0	0	0	0	0	0	0	0	0	0	0	0	0	0	W	19-3	
01/01	at Texans	S	6	3	3	1.0	9.0	0	0	3	0	0	0	0	0	1	0	0	0	0	0	0	0	0	0	W	31-3	
01/07	Titans	S	6	4	2	1.0	5.0	1	1	2	0	0	0	0	0	1	1	1	37	0	0	0	0	0	0	W	20-16	
<b>2022 TOTALS</b>		<b>17-17</b>	<b>58</b>	<b>36</b>	<b>22</b>	<b>7.0</b>	<b>45.0</b>	<b>11</b>	<b>46</b>	<b>22</b>	<b>0</b>	<b>0</b>	<b>0</b>	<b>0</b>	<b>2</b>	<b>4</b>	<b>2</b>	<b>1</b>	<b>38</b>	<b>0</b>	<b>0</b>	<b>0</b>	<b>0</b>	<b>0</b>	<b>0</b>	<b>0</b>	<b>9-8</b>	

+ - Overtime

**2022 GAME-BY-GAME POSTSEASON STATISTICS (JAGUARS)**

DATE	OPPONENT	P/S	TACKLES									INTERCEPTIONS					O. FUMB				ST				MISC		SCORE	
			TK	S	A	SK	YDS	TFL	YDS	QBH	NO	YDS	LG	TD	PD	FF	FR	TD	YDS	TK	S	A	FF	FR	S	A		W/L
01/14	Chargers	S	8	3	5	1.0	6.0	1	6	4	0	0	0	0	0	0	0	0	0	0	0	0	0	0	0	0	W	31-30
01/21	at Chiefs	S	3	1	2	0.0	0.0	0	0	0	0	0	0	0	0	0	0	0	0	0	0	0	0	0	0	L	20-27	
<b>2022 TOTALS</b>		<b>2-2</b>	<b>11</b>	<b>4</b>	<b>7</b>	<b>1.0</b>	<b>6.0</b>	<b>1</b>	<b>6</b>	<b>4</b>	<b>0</b>	<b>0</b>	<b>0</b>	<b>0</b>	<b>0</b>	<b>0</b>	<b>0</b>	<b>0</b>	<b>0</b>	<b>0</b>	<b>0</b>	<b>0</b>	<b>0</b>	<b>0</b>	<b>0</b>	<b>1-1</b>		





# BEN BARTCH | 78

**POSITION:** OFFENSIVE LINEMAN  
**HT:** 6-6 | **WT:** 315 | **DOB:** 7-22-1998  
**COLLEGE:** ST. JOHN'S (MINN.)  
**HOMETOWN:** DAYTON, ORE.  
**ACQ:** D4-'20  
**EXP:** 4th YEAR

## KEY TRANSACTIONS

- Originally drafted by Jacksonville in the fourth round (116th overall) of the 2020 draft

## PRO

### 2023 (Jaguars)

- 9/24 vs. HOU:** Started at left guard and played all 73 offensive snaps and five special teams snaps
- 9/17 vs. K.C.:** Started at left guard and played all 67 offensive snaps and three special teams snaps
- 9/10 at IND:** Started at left guard and played all 70 offensive snaps and five special teams snaps

### 2022 (Jaguars)

- Placed on Injured Reserve on 10/11/22
- Started five games before suffering a season-ending injury
- 9/25 at LAC:** Started at left guard and played all 76 offensive snaps and six special teams snaps
- 9/18 vs. IND:** Started at left guard and played all 71 offensive snaps and four special teams snaps
- 9/11 at WAS:** Started at left guard and played all 70 offensive snaps and five special teams snaps

### 2021 (Jaguars)

- Saw action in 15 games with 11 starts
- 1/9 vs. IND:** Started at right guard and played 58 offensive snaps... Briefly left the game with an ankle injury in the first quarter and returned to finish the game
- 10/10 vs. TEN:** Started at right guard and helped RB James Robinson rush for a career-high 149 yards
- 9/26 vs. ARI:** Saw action at left guard after replacing Andrew Norwell who briefly exited the game in the second quarter with an ankle injury... Helped the offense rush for 159 yards on 29 attempts

### 2020 (Jaguars)

- Saw action in 13 games as a rookie on the offensive line, making one start... Part of an offensive line that helped rookie RB James Robinson tally the most scrimmage yards (1,414), and the second-most rushing yards (1,070), by an undrafted rookie in NFL history
- 10/18 vs. DET:** Saw action at right guard after OL A.J. Cann exited the game with a shoulder injury and on special teams
- 12/13 vs. TEN:** Made his first career start at left guard

## COLLEGE

- Began his collegiate career as a tight end prior to moving to left tackle
- Started 14 games at left tackle as a senior and earned First-Team All-Minnesota Intercollegiate Athletic Conference honors and was named a Division III All-American
- Became the first player from St. John's (Minn.) drafted since 1974 and the first player to be drafted from the Minnesota Intercollegiate Athletic Conference since 2003
- Also competed on St. John's track and field team in shot put and the discus
- Named to the 2019 Allstate American Football Coaches Association (AFCA) Good Works Team, an award established to recognize a select group of college football players who have made a commitment to service and enriching the lives of others

## PERSONAL

- In an effort to gain weight after moving to the offensive line, consumed a protein shake daily of seven scrambled eggs, a tub of cottage cheese, quick grits, peanut butter, bananas and gatorade while in college
- Studied in South Africa during the spring of 2019, where he served as a computer lab tutor for children ages kindergarten-seventh grade at Seyisi Primary School (New Brighton, South Africa)
- Volunteered with Catholic Charities' Meals on Wheels in fall of 2018 in nearby St. Joseph, Minn. and served as an after-school tutor for a sixth-grade student at All Saints Academy
- Volunteered at Newman, the Roman Catholic parish at the University of Wisconsin-Eau Claire's Ecumenical Religious Center, in 2017 and 2018 when visiting his grandmother during breaks in the academic year
- Majored in psychology and has an interest in sports psychology and mental skills training
- Favorite rock band is Led Zeppelin

## BEN BARTCH'S NFL REGULAR SEASON STATISTICS

DATE	TEAM	GP	GS
2020	Jaguars	13	1
2021	Jaguars	15	11
2022	Jaguars	5	5
2023	Jaguars	3	3
<b>NFL TOTALS</b>		<b>36</b>	<b>20</b>



**BEN BARTCH'S NFL POSTSEASON STATISTICS**

DATE	TEAM	GP	GS
2022	Jaguars	0	0
<b>NFL TOTALS</b>		<b>0</b>	<b>0</b>

**2023 GAME-BY-GAME REGULAR-SEASON STATISTICS (JAGUARS)**

DATE	OPPONENT	P/S	W/L	SCORE
09/10	at Colts	S	W	31-21
09/17	Chiefs	S	L	9-17
09/24	Texans	S	L	17-37
<b>2023 TOTALS</b>		<b>3-3</b>	<b>1-2</b>	

**2022 GAME-BY-GAME REGULAR-SEASON STATISTICS (JAGUARS)**

DATE	OPPONENT	P/S	W/L	SCORE
09/11	at Commanders	S	L	22-28
09/18	Colts	S	W	24-0
09/25	at Chargers	S	W	38-10
10/02	at Eagles	S	L	21-29
10/09	Texans	S	L	6-13
10/16	at Colts		L	27-34
10/23	Giants		L	17-23
10/30	Broncos		L	17-21
11/06	Raiders		W	27-20
11/13	at Chiefs		L	17-27
11/27	Ravens		W	28-27
12/04	at Lions		L	14-40
12/11	at Titans		W	36-22
12/18	Cowboys		W	40-34+
12/22	at Jets		W	19-3
01/01	at Texans		W	31-3
01/07	Titans		W	20-16
<b>2022 TOTALS</b>		<b>5-5</b>	<b>9-8</b>	

+- Overtime

**2022 GAME-BY-GAME POSTSEASON STATISTICS (JAGUARS)**

DATE	OPPONENT	P/S	W/L	SCORE
01/14	Chargers		W	31-30
01/21	at Chiefs		L	20-27
<b>2022 TOTALS</b>		<b>0-0</b>	<b>1-1</b>	







# C.J. BEATHARD | 3

POSITION: QUARTERBACK


HT: 6-2 | WT: 215 | DOB: 11-16-1993

COLLEGE: IOWA

HOMETOWN: FRANKLIN, TENN.

ACQ: UFA (S.F.)-'21

EXP: 7th YEAR

 @cjbeathard

 @ceejaybeat\_hard

## KEY TRANSACTIONS

- Originally drafted by San Francisco in the third round (107th overall) in the 2017 Draft
- Signed by Jacksonville as an unrestricted free agent on 3/24/21

## PRO

### 2023 (Jaguars)

- **9/24 vs. HOU:** Recorded two completions for nine yards
- **9/17 vs. K.C.:** Did not play against the Chiefs
- **9/10 at IND:** Did not play in season opener

### 2022 (Jaguars)

- Saw action in four games in 2022
- **1/1 at HOU:** Replaced QB Trevor Lawrence in the third quarter and completed five of eight passes for 29 yards

### 2021 (Jaguars)

- Appeared in two games in 2021
- **11/7 vs. BUF:** Replaced QB Trevor Lawrence in the second quarter after Lawrence briefly left the game with an ankle injury... Finished the game 2-of-2 for 33 yards

### 2020 (49ers)

- Appeared in six games (two starts) and completed 66 of 104 attempts for 787 yards and six TDs.

### 2019 (49ers)

- Did not play

### 2018 (49ers)

- Played in six games (five starts) and completed 102 of 169 attempts for 1,252 yards and eight TDs
- **9/30 at LAC:** Completed 23 of 37 attempts for 298 yards and tied his career high with two TDs

### 2017 (49ers)

- Played in seven games (five starts) and completed 123 of 224 attempts for 1,430 yards and four TDs. Set the single-season franchise record for attempts (224), completions (123) and passing yards (1,430) by a rookie quarterback
- Added 26 carries for 136 yards and three TDs rushing
- His three rushing TDs set the single-season franchise record for rushing TDs by a rookie quarterback

## COLLEGE

- In four seasons with Iowa, played in 41 games (28 starts) and completed 454 of 782 attempts for 5,562 yards, 40 TDs and 19 INTs
- Finished his collegiate career ranked sixth in school history in career TD passes (40), seventh in completions (454) and attempts (782) and eighth in passing yards (5,562)
- In 2016, was named a captain and earned Academic All-Big Ten and honorable mention All-Big Ten honors
- As a junior, was named the team's Most Valuable Player (offense) and was named a captain
- Also earned Second-Team All-Big Ten honors, the "Extra Heartbeat" Award (offense) and Players' Choice Award (offense)

## PERSONAL

- Attended Battle Ground Academy (Franklin, Tenn.) and led the state of Tennessee in passing yards, completions and TDs as a junior and senior
- Earned first-team all-state honors and was runner-up for "Mr. Football Award" in Tennessee as a senior
- Four-year letterman in both football and baseball
- Born Casey Jarrett Beathard
- Majored in leisure studies (recreation and sport business) at Iowa
- Has one daughter named Lyla
- His dad Casey Beathard is a country music songwriter and his brother Tucker is country music singer
- His grandfather Bobby Beathard was inducted into the Pro Football Hall of Fame in 2018 for his role as the GM of the Commanders and Chargers.... In 38 seasons as an NFL executive, he appeared in seven Super Bowls winning four



**C.J. BEATHARD'S NFL REGULAR SEASON PASSING STATISTICS**

DATE	TEAM	GP	GS	ATT.	CMP.	PCT.	YDS	AVG.	TD	INT.	LG	SK	LST	RATE
2017	49ers	7	5	224	123	54.9	1,430	6.4	4	6	83t	19	141	69.2
2018	49ers	6	5	169	102	60.4	1,252	7.4	8	7	82t	18	156	81.8
2019	49ers	0	0	0	0	0.0	0	0.0	0	0	0	0	0	0.0
2020	49ers	6	2	104	66	63.5	787	7.6	6	0	49t	9	71	105.7
2021	Jaguars	2	0	2	2	100.0	33	16.5	0	0	28	0	0	118.8
2022	Jaguars	4	0	11	7	63.6	35	3.2	0	1	11	1	5	30.5
2023	Jaguars	1	0	2	2	100.0	9	4.5	0	0	6	0	0	85.4
<b>TOTALS</b>		<b>26</b>	<b>12</b>	<b>512</b>	<b>302</b>	<b>59.0</b>	<b>3,546</b>	<b>6.9</b>	<b>18</b>	<b>14</b>	<b>83T</b>	<b>47</b>	<b>373</b>	<b>80.4</b>

**C.J. BEATHARD'S NFL POSTSEASON PASSING STATISTICS**

DATE	TEAM	GP	GS	ATT.	CMP.	PCT.	YDS	AVG.	TD	INT.	LG	SK	LST	RATE
2019	49ers	0	0	0	0	0.0	0	0.0	0	0	0	0	0	0.0
2022	Jaguars	0	0	0	0	0.0	0	0.0	0	0	0	0	0	0.0
<b>TOTALS</b>		<b>0</b>	<b>0</b>	<b>0</b>	<b>0</b>	<b>0.0</b>	<b>0</b>	<b>0.0</b>	<b>0</b>	<b>0</b>	<b>0</b>	<b>0</b>	<b>0</b>	<b>0.0</b>

**C.J. BEATHARD'S NFL REGULAR SEASON RUSHING STATISTICS**

DATE	TEAM	NO.	YDS.	AVG.	LG	TD
2017	49ers	26	136	5.2	16	3
2018	49ers	19	69	3.6	13	1
2019	49ers	0	0	0.0	0	0
2020	49ers	6	28	4.7	17	0
2021	Jaguars	1	2	2.0	2	0
2022	Jaguars	4	-4	-1.0	0	0
2023	Jaguars	0	0	0.0	0	0
<b>TOTALS</b>		<b>56</b>	<b>231</b>	<b>4.1</b>	<b>17</b>	<b>4</b>

**C.J. BEATHARD'S NFL POSTSEASON RUSHING STATISTICS**

DATE	TEAM	NO.	YDS.	AVG.	LG	TD
2019	49ers	0	0	0.0	0	0
2022	Jaguars	0	0	0.0	0	0
<b>TOTALS</b>		<b>0</b>	<b>0</b>	<b>0.0</b>	<b>0</b>	<b>0</b>

**C.J. BEATHARD'S NFL REGULAR SEASON PASSING/RUSHING STATISTICS**

DATE	TEAM	GP	GS	PASSING											RUSHING				
				ATT.	CMP.	PCT.	YDS	AVG.	TD	INT.	LG	SK	LST	RATE	NO.	YDS.	AVG.	LG	TD
2017	49ers	7	5	224	123	54.9	1,430	6.4	4	6	83t	19	141	69.2	26	136	5.2	16	3
2018	49ers	6	5	169	102	60.4	1,252	7.4	8	7	82t	18	156	81.8	19	69	3.6	13	1
2019	49ers	0	0	0	0	0.0	0	0.0	0	0	0	0	0	0.0	0	0	0.0	0	0
2020	49ers	6	2	104	66	63.5	787	7.6	6	0	49t	9	71	105.7	6	28	4.7	17	0
2021	Jaguars	2	0	2	2	100.0	33	16.5	0	0	28	0	0	118.8	1	2	2.0	2	0
2022	Jaguars	4	0	11	7	63.6	35	3.2	0	1	11	1	5	30.5	4	-4	-1.0	0	0
2023	Jaguars	1	0	2	2	100.0	9	4.5	0	0	6	0	0	85.4	0	0	0.0	0	0
<b>TOTALS</b>		<b>26</b>	<b>12</b>	<b>512</b>	<b>302</b>	<b>59.0</b>	<b>3,546</b>	<b>6.9</b>	<b>18</b>	<b>14</b>	<b>83T</b>	<b>47</b>	<b>373</b>	<b>80.4</b>	<b>56</b>	<b>231</b>	<b>4.1</b>	<b>17</b>	<b>4</b>

**C.J. BEATHARD'S NFL POSTSEASON PASSING/RUSHING STATISTICS**

DATE	TEAM	GP	GS	PASSING											RUSHING				
				ATT.	CMP.	PCT.	YDS	AVG.	TD	INT.	LG	SK	LST	RATE	NO.	YDS.	AVG.	LG	TD
2019	49ers	0	0	0	0	0.0	0	0.0	0	0	0	0	0	0.0	0	0	0.0	0	0
2022	Jaguars	0	0	0	0	0.0	0	0.0	0	0	0	0	0	0.0	0	0	0.0	0	0
<b>TOTALS</b>		<b>0</b>	<b>0</b>	<b>0</b>	<b>0</b>	<b>0.0</b>	<b>0</b>	<b>0.0</b>	<b>0</b>	<b>0</b>	<b>0</b>	<b>0</b>	<b>0</b>	<b>0.0</b>	<b>0</b>	<b>0</b>	<b>0.0</b>	<b>0</b>	<b>0</b>

**SINGLE-GAME HIGHS: QUARTERBACK**

**Pass Attempts** 54 vs. Arizona Cardinals, Oct 07, 2018  
51 vs. Arizona Cardinals, Nov 05, 2017

**Pass Completions** 34 vs. Arizona Cardinals, Oct 07, 2018  
25 vs. Seattle Seahawks, Jan 03, 2021

**Yards Passing** 349 vs. Arizona Cardinals, Oct 07, 2018  
298 at Los Angeles Chargers, Sep 30, 2018

**TD Passes** 3 at Arizona Cardinals, Dec 26, 2020  
2 at Green Bay Packers, Oct 15, 2018  
...3 more at 2.

**Long Passes** 83t vs. New York Giants, Nov 12, 2017  
82t at Los Angeles Chargers, Sep 30, 2018

**Completion Percentage** 76.0 vs. New York Giants, Nov 12, 2017  
73.7 vs. Philadelphia Eagles, Oct 04, 2020

**Passer Rating** 125.4 at Arizona Cardinals, Dec 26, 2020  
123.4 vs. New York Giants, Nov 12, 2017

**Rush Attempts** 7 at Los Angeles Chargers, Sep 30, 2018  
6 vs. Seattle Seahawks, Nov 26, 2017  
...1 more at 6.

**Rushing Yards** 40 at Philadelphia Eagles, Oct 29, 2017  
30 vs. Dallas Cowboys, Oct 22, 2017

**Rushing Average** 2.7 at Los Angeles Chargers, Sep 30, 2018

**Longest Runs** 17 at Arizona Cardinals, Dec 26, 2020  
16 vs. Dallas Cowboys, Oct 22, 2017

**Rushing TDs** 1 vs. Arizona Cardinals, Oct 07, 2018  
1 vs. New York Giants, Nov 12, 2017  
...2 more at 1.



**300-YARD PASSING GAMES (1): REGULAR SEASON**

DATE	TEAM	NO.	YDS.	AVG.	LG	TD
10/07/18	CARDINALS	34	349	10.3	45	2

**2023 GAME-BY-GAME REGULAR-SEASON STATISTICS (JAGUARS)**

DATE	OPPONENT	P/S	PASSING											RUSHING				W/L	SCORE
			ATT	CMP	YDS	PCT	Y/A	Y/C	TD	INT	LG	SK/YD	RATE	ATT	YDS	LG	TD		
09/10	at Colts		DID NOT PLAY (NON-INJURY)															W	31-21
09/17	Chiefs		DID NOT PLAY (NON-INJURY)															L	9-17
09/24	Texans	P	2	2	9	100.0	4.5	4.5	0	0	6	0/0	85.4	0	0	0	0	L	17-37
<b>2023 TOTALS</b>		<b>1-0</b>	<b>2</b>	<b>2</b>	<b>9</b>	<b>100.0</b>	<b>4.5</b>	<b>4.5</b>	<b>0</b>	<b>0</b>	<b>6</b>	<b>0/0</b>	<b>85.4</b>	<b>0</b>	<b>0</b>	<b>0</b>	<b>0</b>	<b>1-2</b>	

**2022 GAME-BY-GAME REGULAR-SEASON STATISTICS (JAGUARS)**

DATE	OPPONENT	P/S	PASSING											RUSHING				W/L	SCORE
			ATT	CMP	YDS	PCT	Y/A	Y/C	TD	INT	LG	SK/YD	RATE	ATT	YDS	LG	TD		
09/11	at Commanders		DID NOT PLAY (NON-INJURY)															L	22-28
09/18	Colts		DID NOT PLAY (NON-INJURY)															W	24-0
09/25	at Chargers	P	0	0	0	0.0	0.0	0.0	0	0	0	0/0	0.0	1	-1	-1	0	W	38-10
10/02	at Eagles		DID NOT PLAY (NON-INJURY)															L	21-29
10/09	Texans		DID NOT PLAY (NON-INJURY)															L	6-13
10/16	at Colts		DID NOT PLAY (NON-INJURY)															L	27-34
10/23	Giants		DID NOT PLAY (NON-INJURY)															L	17-23
10/30	Broncos		DID NOT PLAY (NON-INJURY)															L	17-21
11/06	Raiders		DID NOT PLAY (NON-INJURY)															W	27-20
11/13	at Chiefs		DID NOT PLAY (NON-INJURY)															L	17-27
11/27	Ravens		DID NOT PLAY (NON-INJURY)															W	28-27
12/04	at Lions	P	3	2	6	66.7	2.0	3.0	0	0	3	0/0	70.1	0	0	0	0	L	14-40
12/11	at Titans		DID NOT PLAY (NON-INJURY)															W	36-22
12/18	Cowboys		DID NOT PLAY (NON-INJURY)															W	40-34+
12/22	at Jets	P	0	0	0	0.0	0.0	0.0	0	0	0	0/0	0.0	3	-3	-1	0	W	19-3
01/01	at Texans	P	8	5	29	62.5	3.6	5.8	0	1	11	1/5	29.7	0	0	0	0	W	31-3
01/07	Titans		DID NOT PLAY (NON-INJURY)															W	20-16
<b>2022 TOTALS</b>		<b>4-0</b>	<b>11</b>	<b>7</b>	<b>35</b>	<b>63.6</b>	<b>3.2</b>	<b>5.0</b>	<b>0</b>	<b>1</b>	<b>11</b>	<b>1/5</b>	<b>30.5</b>	<b>4</b>	<b>-4</b>	<b>-1</b>	<b>0</b>	<b>9-8</b>	

+ - Overtime

**2022 GAME-BY-GAME POSTSEASON STATISTICS (JAGUARS)**

DATE	OPPONENT	P/S	PASSING											RUSHING				W/L	SCORE
			ATT	CMP	YDS	PCT	Y/A	Y/C	TD	INT	LG	SK/YD	RATE	ATT	YDS	LG	TD		
01/14	Chargers		DID NOT PLAY (NON-INJURY)															W	31-30
01/21	at Chiefs		DID NOT PLAY (NON-INJURY)															L	20-27
<b>2022 TOTALS</b>		<b>0-0</b>	<b>0</b>	<b>0</b>	<b>0</b>	<b>0.0</b>	<b>0.0</b>	<b>0.0</b>	<b>0</b>	<b>0</b>	<b>0</b>	<b>0/0</b>	<b>0.0</b>	<b>0</b>	<b>0</b>	<b>0</b>	<b>0</b>	<b>1-1</b>	





# TANK BIGSBY | 4

**POSITION:** RUNNING BACK  
**HT:** 5-11 | **WT:** 215 | **DOB:** 8-30-2002  
**COLLEGE:** AUBURN  
**HOMETOWN:** LAGRANGE, GA.  
**ACQ:** D3-'23  
**EXP:** R

tank\_bigsby  
 tank\_bigsby

## KEY TRANSACTIONS

- Originally drafted by Jacksonville in the third round (88th overall) of the 2023 Draft

## PRO

### 2023 (Jaguars)

- 9/24 vs. HOU:** Rushed for 10 yards on two attempts including a one-yard rushing touchdown
- 9/17 vs. K.C.:** Saw action at running back
- 9/10 at IND:** Recorded 13 yards and a touchdown on seven attempts in NFL debut

## COLLEGE

- Recorded 2,903 rushing yards, 25 touchdowns, and 13 career 100-yard games while at Auburn
- Rushed for a career-high 192 yards on 12/12/20 at Mississippi State
- Recorded a career-high 268 all-purpose yards on 10/10/20 at Arkansas
- Was the 2020 SEC Freshman of the Year

## PERSONAL

- Given name is Cartavious
- His mother gave him the nickname Tank when he was seven years old
- Was one of 45 drafted players to attend the NFL Players Association Rookie Premiere
- Favorite movie is Friday

### TANK BIGSBY'S NFL REGULAR SEASON RUSHING/RECEIVING STATISTICS

DATE	TEAM	RUSHING							RECEIVING				
		GP	GS	NO.	YDS.	AVG.	LG	TD	NO.	YDS.	AVG.	LG	TD
2023	Jaguars	3	0	9	23	2.6	9	2	0	0	0.0	0	0
<b>NFL TOTALS</b>		<b>3</b>	<b>0</b>	<b>9</b>	<b>23</b>	<b>2.6</b>	<b>9</b>	<b>2</b>	<b>0</b>	<b>0</b>	<b>0.0</b>	<b>0</b>	<b>0</b>

### TANK BIGSBY'S NFL REGULAR SEASON RETURN STATISTICS

DATE	TEAM	KICKOFF RETURNS					PUNT RETURNS					
		RET.	YDS.	AVG.	LG	TD	NO.	FC	YDS.	AVG.	LG	TD
2023	Jaguars	0	0	0.0	0	0	0	0	0	0.0	0	0
<b>NFL TOTALS</b>		<b>0</b>	<b>0</b>	<b>0.0</b>	<b>0</b>	<b>0</b>	<b>0</b>	<b>0</b>	<b>0</b>	<b>0.0</b>	<b>0</b>	<b>0</b>

### SINGLE-GAME HIGHS: RUSHING/RECEIVING

<b>Rush Attempts</b>	7 at Indianapolis Colts, Sep 10, 2023	<b>Rushing TDs</b>	1 vs. Houston Texans, Sep 24, 2023
<b>Rushing Yards</b>	13 at Indianapolis Colts, Sep 10, 2023 10 vs. Houston Texans, Sep 24, 2023	<b>All-Purpose Yards</b>	13 at Indianapolis Colts, Sep 10, 2023 10 vs. Houston Texans, Sep 24, 2023
<b>Rushing Average</b>	1.9 at Indianapolis Colts, Sep 10, 2023	<b>Most TDs</b>	1 vs. Houston Texans, Sep 24, 2023
<b>Longest Runs</b>	9 vs. Houston Texans, Sep 24, 2023 4 at Indianapolis Colts, Sep 10, 2023		1 at Indianapolis Colts, Sep 10, 2023

### 2023 GAME-BY-GAME REGULAR-SEASON STATISTICS (JAGUARS)

DATE	OPPONENT	P/S	RUSHING					RECEIVING					W/L	SCORE	
			NO.	YDS.	AVG.	LG	TD	NO.	YDS.	AVG.	LG	TD			
09/10	at Colts	P	7	13	1.9	4	1	0	0	0.0	0	0	0	W	31-21
09/17	Chiefs	P	0	0	0.0	0	0	0	0	0.0	0	0	0	L	9-17
09/24	Texans	P	2	10	5.0	9	1	0	0	0.0	0	0	0	L	17-37
<b>2023 TOTALS</b>			<b>3-0</b>	<b>9</b>	<b>23</b>	<b>2.6</b>	<b>9</b>	<b>2</b>	<b>0</b>	<b>0</b>	<b>0.0</b>	<b>0</b>	<b>0</b>	<b>1-2</b>	





# ANGELO BLACKSON | 90

**POSITION:** DEFENSIVE TACKLE

**HT:** 6-4 | **WT:** 319 | **DOB:** 11-14-1992

**COLLEGE:** AUBURN

**HOMETOWN:** BEAR, DEL.

**ACQ:** FA-'23

**EXP:** 6th YEAR

## KEY TRANSACTIONS

- Originally drafted by Tennessee in the fourth round (100th overall) of the 2015 Draft
- Waived by Tennessee on 9/2/17
- Signed with New England's practice squad on 9/4/17
- Signed with Houston on 11/4/17
- Re-signed by Houston on 3/15/18
- Signed a contract extension with Houston on 3/11/19
- Signed with Arizona on 9/8/20
- Signed two-year contract with Chicago on 3/19/21
- Signed with Jacksonville on 8/31/23

## PRO

### 2023 (Jaguars)

- **9/24 vs. HOU:** Saw action on the defensive line
- **9/17 vs. K.C.:** Posted one tackle and assisted on one tackle... Saw action on special teams
- **9/10 at IND:** Recorded a fumble recovery in Jaguars debut

### 2022 (Bears)

- Appeared in 15 games (four starts) and posted 22 tackles, one pass defensed, and one tackle for loss

### 2021 (Bears)

- Appeared in 16 games (seven starts) and recorded tackles 43, 2.5 sacks, and two passes defensed

### 2020 (Cardinals)

- Appeared in 16 games (nine starts) and recorded 24 tackles and 2.5 sacks

### 2019 (Texans)

- Started in 15 games and totaled 20 tackles, two tackles for loss

### 2018 (Texans)

- Appeared in 16 games (four starts) and recorded 24 tackles, three passes defensed, and 1.0 sack

### 2017 (Texans)

- Appeared in nine games and recorded nine tackles and one pass defensed

### 2016 (Titans)

- Appeared in 13 games and recorded nine tackles, two tackles for loss and one pass defensed

### 2015 (Titans)

- Appeared in 16 games and recorded 15 tackles, 2.5 sacks, and one forced fumble

## COLLEGE

- Played four seasons (2011-14) at Auburn (Ala.) University
- Appeared in 52 games with 18 starts and amassed 65 total tackles, 4.5 sacks, three forced fumbles, one fumble recovery and two passes defensed
- Was on the field for the famous "Kick 6" play during the Auburn and Alabama game in 2013. Lined up on the defensive front to attempt to block the field goal and served as a blocker on the game winning missed field goal return for a touchdown

## PERSONAL

- Attended Red Lion Christian High School in Bear, Del.
- Posted 40 total tackles, 3.0 sacks, three forced fumbles, two passes defensed and one fumble recovery in just seven games as a senior
- Majored in sociology at Auburn



**ANGELO BLACKSON'S NFL REGULAR SEASON DEFENSIVE STATISTICS**

DATE	TEAM	GP	TACKLES								INTERCEPTIONS					O. FUMB				ST			MISC				
			GS	TK	S	A	TFL	YDS	SK	YDS	QBH	NO	YDS	LG	TD	PD	FF	FR	TD	YDS	TK	S	A	FF	FR	S	A
2015	Titans	16	0	15	8	7	2	14	2.5	17.5	3	0	0	0	0	1	0	0	0	0	0	0	0	0	0	0	0
2016	Titans	13	1	9	4	5	2	4	0.0	0.0	2	0	0	0	1	0	0	0	0	0	0	0	0	0	0	0	
2017	Patriots	0	0	0	0	0	0	0	0.0	0.0	0	0	0	0	0	0	0	0	0	0	0	0	0	0	0	0	
Went from New England to Houston.																											
2017	Texans	9	1	9	8	1	0	0	0.0	0.0	1	0	0	0	1	0	0	0	0	0	0	0	0	0	0	0	
2017	TOTAL	9	1	9	8	1	0	0	0.0	0.0	1	0	0	0	1	0	0	0	0	0	0	0	0	0	0	0	
2018	Texans	16	4	24	18	6	1	7	1.0	7.0	2	0	0	0	3	0	1	0	0	0	0	0	0	0	0	0	
2019	Texans	15	15	20	11	9	2	11	0.0	0.0	1	0	0	0	0	0	0	0	0	0	0	0	0	0	0	0	
2020	Cardinals	16	9	24	15	9	4	14	2.5	15.5	8	0	0	0	0	0	0	0	0	0	0	0	0	0	0	0	
2021	Bears	17	8	43	24	19	3	16	2.5	19.5	9	1	6	6	2	0	0	0	0	0	0	0	0	0	0	0	
2022	Bears	15	4	22	10	12	1	2	0.0	0.0	1	0	0	0	1	0	0	0	0	0	0	0	0	0	0	0	
2023	Ravens	0	0	0	0	0	0	0	0.0	0.0	0	0	0	0	0	0	0	0	0	0	0	0	0	0	0	0	
<b>NFL TOTALS</b>		<b>117</b>	<b>42</b>	<b>166</b>	<b>98</b>	<b>68</b>	<b>15</b>	<b>68</b>	<b>8.5</b>	<b>59.5</b>	<b>27</b>	<b>1</b>	<b>6</b>	<b>6</b>	<b>0</b>	<b>8</b>	<b>1</b>	<b>1</b>	<b>0</b>	<b>0</b>	<b>0</b>	<b>0</b>	<b>0</b>	<b>0</b>	<b>0</b>	<b>0</b>	

**ANGELO BLACKSON'S NFL POSTSEASON DEFENSIVE STATISTICS**

DATE	TEAM	GP	TACKLES								INTERCEPTIONS					O. FUMB				ST			MISC			
			GS	TK	S	A	TFL	YDS	SK	YDS	QBH	NO	YDS	LG	TD	PD	FF	FR	TD	YDS	TK	S	A	FF	FR	S
2018	Texans	1	0	0	0	0	0	0	0.0	0.0	0	0	0	0	0	0	0	0	0	0	0	0	0	0	0	0
2019	Texans	2	2	4	3	1	0	0	0.0	0.0	0	0	0	0	0	0	0	0	0	0	0	0	0	0	0	0
<b>NFL TOTALS</b>		<b>3</b>	<b>2</b>	<b>4</b>	<b>3</b>	<b>1</b>	<b>0</b>	<b>0</b>	<b>0.0</b>	<b>0.0</b>	<b>0</b>	<b>0</b>	<b>0</b>	<b>0</b>	<b>0</b>	<b>0</b>	<b>0</b>	<b>0</b>	<b>0</b>	<b>0</b>	<b>0</b>	<b>0</b>	<b>0</b>	<b>0</b>	<b>0</b>	<b>0</b>

**SINGLE-GAME HIGHS: DEFENSIVE**

<b>Total Tackles</b>	5 at New York Giants, Oct 02, 2022 5 vs. Detroit Lions, Oct 03, 2021 ...2 more at 5.	<b>Fumble Recoveries</b>	1 at New York Jets, Dec 15, 2018
<b>Solo Tackles</b>	3 vs. New York Giants, Jan 02, 2022 3 at Green Bay Packers, Dec 12, 2021 ...4 more at 3.	<b>Tackles For Loss</b>	2 vs. New York Giants, Jan 02, 2022 1 at Minnesota Vikings, Jan 09, 2022 ...11 more at 1.
<b>Sacks</b>	1.0 at Minnesota Vikings, Jan 09, 2022 1.0 vs. New York Giants, Jan 02, 2022 ...5 more at 1.0.	<b>Interceptions</b>	1 vs. Cincinnati Bengals, Sep 19, 2021
<b>Passes Defensed</b>	1 vs. Houston Texans, Sep 25, 2022 1 vs. San Francisco 49ers, Oct 31, 2021 ...6 more at 1.	<b>Interception Return Yards</b>	6 vs. Cincinnati Bengals, Sep 19, 2021
<b>Forced Fumbles</b>	1 at Tampa Bay Buccaneers, Sep 13, 2015	<b>Safeties</b>	1 vs. New York Giants, Jan 02, 2022

**SINGLE-GAME HIGHS - POSTSEASON: DEFENSIVE**

<b>Total Tackles</b>	3 vs. Buffalo Bills, Jan 04, 2020 1 at Kansas City Chiefs, Jan 12, 2020	<b>Solo Tackles</b>	2 vs. Buffalo Bills, Jan 04, 2020 1 at Kansas City Chiefs, Jan 12, 2020
----------------------	--	---------------------	--

**2022 GAME-BY-GAME REGULAR-SEASON STATISTICS (BEARS)**

DATE	OPPONENT	P/S	TACKLES								INTERCEPTIONS					O. FUMB				ST			MISC					
			TK	S	A	SK	YDS	TFL	YDS	QBH	NO	YDS	LG	TD	PD	FF	FR	TD	YDS	TK	S	A	FF	FR	S	A	W/L	SCORE
09/11	49ers	S	0	0	0	0.0	0.0	0	0	0	0	0	0	0	0	0	0	0	0	0	0	0	0	0	0	W	19-10	
09/18	at Packers	S	2	1	1	0.0	0.0	1	2	0	0	0	0	0	0	0	0	0	0	0	0	0	0	0	0	L	10-27	
09/25	Texans	S	2	1	1	0.0	0.0	0	0	0	0	0	0	1	0	0	0	0	0	0	0	0	0	0	W	23-20		
10/02	at Giants	P	5	2	3	0.0	0.0	0	0	0	0	0	0	0	0	0	0	0	0	0	0	0	0	0	L	12-20		
10/09	at Vikings	P	1	0	1	0.0	0.0	0	0	0	0	0	0	0	0	0	0	0	0	0	0	0	0	0	L	22-29		
10/13	Commanders	P	1	1	0	0.0	0.0	0	0	0	0	0	0	0	0	0	0	0	0	0	0	0	0	0	L	7-12		
10/24	at Patriots	P	1	1	0	0.0	0.0	0	0	0	0	0	0	0	0	0	0	0	0	0	0	0	0	0	W	33-14		
10/30	at Cowboys	P	2	0	2	0.0	0.0	0	0	0	0	0	0	0	0	0	0	0	0	0	0	0	0	0	L	29-49		
11/06	Dolphins	P	1	1	0	0.0	0.0	0	0	1	0	0	0	0	0	0	0	0	0	0	0	0	0	0	L	32-35		
11/13	Lions	P	2	1	1	0.0	0.0	0	0	0	0	0	0	0	0	0	0	0	0	0	0	0	0	0	L	30-31		
11/20	at Falcons	P	0	0	0	0.0	0.0	0	0	0	0	0	0	0	0	0	0	0	0	0	0	0	0	0	L	24-27		
11/27	at Jets	P	1	0	1	0.0	0.0	0	0	0	0	0	0	0	0	0	0	0	0	0	0	0	0	0	L	10-31		
12/04	Packers	P	0	0	0	0.0	0.0	0	0	0	0	0	0	0	0	0	0	0	0	0	0	0	0	0	L	19-28		
12/18	Eagles	P	1	0	1	0.0	0.0	0	0	0	0	0	0	0	0	0	0	0	0	0	0	0	0	0	L	20-25		
12/24	Bills		INACTIVE																								L	13-35
01/01	at Lions	S	3	2	1	0.0	0.0	0	0	0	0	0	0	0	0	0	0	0	0	0	0	0	0	0	L	10-41		
01/08	Vikings		ON INACTIVE LIST																								L	13-29
<b>2022 TOTALS</b>		<b>15-4</b>	<b>22</b>	<b>10</b>	<b>12</b>	<b>0.0</b>	<b>0.0</b>	<b>1</b>	<b>2</b>	<b>1</b>	<b>0</b>	<b>0</b>	<b>0</b>	<b>0</b>	<b>1</b>	<b>0</b>	<b>0</b>	<b>0</b>	<b>0</b>	<b>0</b>	<b>0</b>	<b>0</b>	<b>0</b>	<b>0</b>	<b>0</b>	<b>3-14</b>		





# CHRISTIAN BRASWELL | 21

**POSITION:** CORNERBACK  
**HT:** 5-11 | **WT:** 185 | **DOB:** 9-27-1999  
**COLLEGE:** RUTGERS  
**HOMETOWN:** WASHINGTON, D.C.  
**ACQ:** D6-'23  
**EXP:** R

Twitter: cb6  
 Instagram: cb6

## KEY TRANSACTIONS

- Originally drafted by Jacksonville in the sixth round (202nd overall) of the 2023 Draft

## PRO

### 2023 (Jaguars)

- 9/24 vs. HOU:** Saw action on special teams
- 9/17 vs. K.C.:** Saw action on special teams in regular season debut
- 9/10 at IND:** Inactive

## COLLEGE

- Began his career at Temple where he appeared in 30 games and recorded 61 total tackles (52 solo)
- Played his final year at Rutgers, appearing in all 12 games with five starts
- Recorded 37 total tackles (25 solo), 14 passes defensed, and three interceptions with one returned for a touchdown for the Scarlet Knights

## PERSONAL

- Studied Education Culture and Society in graduate school
- Majored in Exercise and Sport Science
- Favorite athletes growing up were Patrick Peterson and Allen Iverson

### CHRISTIAN BRASWELL'S NFL REGULAR SEASON DEFENSIVE STATISTICS

DATE	TEAM	GP	TACKLES							INTERCEPTIONS					O. FUMB				ST				MISC				
			GS	TK	S	A	TFL	YDS	SK	YDS	QBH	NO	YDS	LG	TD	PD	FF	FR	TD	YDS	TK	S	A	FF	FR	S	A
2023	Jaguars	2	0	0	0	0	0	0	0.0	0.0	0	0	0	0	0	0	0	0	0	0	0	0	0	0	0	0	0
<b>NFL TOTALS</b>		<b>2</b>	<b>0</b>	<b>0</b>	<b>0</b>	<b>0</b>	<b>0</b>	<b>0</b>	<b>0.0</b>	<b>0.0</b>	<b>0</b>	<b>0</b>	<b>0</b>	<b>0</b>	<b>0</b>	<b>0</b>	<b>0</b>	<b>0</b>	<b>0</b>	<b>0</b>	<b>0</b>	<b>0</b>	<b>0</b>	<b>0</b>	<b>0</b>	<b>0</b>	

### 2023 GAME-BY-GAME REGULAR-SEASON STATISTICS (JAGUARS)

DATE	OPPONENT	P/S	TACKLES							INTERCEPTIONS					O. FUMB				ST				MISC		SCORE				
			TK	S	A	SK	YDS	TFL	YDS	QBH	NO	YDS	LG	TD	PD	FF	FR	TD	YDS	TK	S	A	FF	FR		S	A	W/L	
09/10	at Colts		ON INACTIVE LIST																									W	31-21
09/17	Chiefs	P	0	0	0	0.0	0.0	0	0	0	0	0	0	0	0	0	0	0	0	0	0	0	0	0	0	0	0	L	9-17
09/24	Texans	P	0	0	0	0.0	0.0	0	0	0	0	0	0	0	0	0	0	0	0	0	0	0	0	0	0	0	L	17-37	
<b>2023 TOTALS</b>		<b>2-0</b>	<b>0</b>	<b>0</b>	<b>0</b>	<b>0.0</b>	<b>0.0</b>	<b>0</b>	<b>0</b>	<b>0</b>	<b>0</b>	<b>0</b>	<b>0</b>	<b>0</b>	<b>0</b>	<b>0</b>	<b>0</b>	<b>0</b>	<b>0</b>	<b>0</b>	<b>0</b>	<b>0</b>	<b>0</b>	<b>0</b>	<b>0</b>	<b>0</b>	<b>0</b>	<b>0</b>	<b>1-2</b>





# MONTARIC BROWN | 30

**POSITION:** CORNERBACK  
**HT:** 6-0 | **WT:** 190 | **DOB:** 8-24-1999  
**COLLEGE:** ARKANSAS  
**HOMETOWN:** ASHDOWN, ARK.  
**ACQ:** D7-'22  
**EXP:** 2nd YEAR

lockdown\_2121  
 montaric\_brown

## KEY TRANSACTIONS

- Originally selected by Jacksonville in the seventh round (222nd overall) in the 2022 draft

## PRO

### 2023 (Jaguars)

- 9/24 vs. HOU:** Did not play against the Texans
- 9/17 vs. K.C.:** Saw action at cornerback
- 9/10 at IND:** Saw action at cornerback in season opener

### 2022 (Jaguars)

- Saw action in eight games with one start posting five tackles (four solo) on defense and one special teams tackle
- 11/13 at K.C.:** Saw action on defense and special teams and recorded a career-high three solo tackles
- 11/6 vs. L.V.:** Saw action on defense and posted two total tackles and saw action on special teams
- 9/25 at LAC:** Saw action on four special teams snaps in his regular season NFL debut

## COLLEGE

- Started all 13 games for the Razorbacks in his final season leading the Southeastern Conference with five interceptions and making 54 total tackles to earn First-Team All-SEC honors... His five interceptions were the most by a Razorback since Tramain Thomas in 2011
- As a junior, played and started in eight games at cornerback... Logged 31 tackles (20 solo) with 2.0 tackles for loss, one interception and one forced fumble... Led the team with six passes broken up
- Started all 10 games at cornerback he played in for the Razorbacks in 2019... Totaled 760 plays, according to Pro Football Focus, with 659 snaps on defense, also seeing time on Arkansas' various special teams units... Recorded 39 total tackles, 25 solo, with one for loss, as well as three pass breakups, an interception and a fumble recovery
- Played in 11 games, starting three for the Razorbacks as a freshman... Recorded nine tackles, eight unassisted, with one pass breakup

## PERSONAL

- No. 1 ranked player in Arkansas after his senior year of high school
- Chose Arkansas over Alabama, Auburn, LSU, Oklahoma, Oklahoma State, Baylor and Missouri
- His favorite athlete growing up was Sean Taylor

### MONTARIC BROWN'S NFL REGULAR SEASON DEFENSIVE STATISTICS

DATE	TEAM	GP	TACKLES							INTERCEPTIONS						O. FUMB				ST				MISC			
			GS	TK	S	A	TFL	YDS	SK	YDS	QBH	NO	YDS	LG	TD	PD	FF	FR	TD	YDS	TK	S	A	FF	FR	S	A
2022	Jaguars	8	1	5	4	1	0	0	0.0	0.0	0	0	0	0	0	0	0	0	0	0	1	0	1	0	0	0	0
2023	Jaguars	2	0	0	0	0	0	0	0.0	0.0	0	0	0	0	0	0	0	0	0	0	0	0	0	0	0	0	
<b>NFL TOTALS</b>		<b>10</b>	<b>1</b>	<b>5</b>	<b>4</b>	<b>1</b>	<b>0</b>	<b>0</b>	<b>0.0</b>	<b>0.0</b>	<b>0</b>	<b>0</b>	<b>0</b>	<b>0</b>	<b>0</b>	<b>0</b>	<b>0</b>	<b>0</b>	<b>0</b>	<b>0</b>	<b>1</b>	<b>0</b>	<b>1</b>	<b>0</b>	<b>0</b>	<b>0</b>	<b>0</b>

### SINGLE-GAME HIGHS: DEFENSIVE

**Total Tackles** 3 at Kansas City Chiefs, Nov 13, 2022  
 2 vs. Las Vegas Raiders, Nov 06, 2022

**Solo Tackles** 3 at Kansas City Chiefs, Nov 13, 2022  
 1 vs. Las Vegas Raiders, Nov 06, 2022

### 2023 GAME-BY-GAME REGULAR-SEASON STATISTICS (JAGUARS)

DATE	OPPONENT	P/S	TACKLES							INTERCEPTIONS						O. FUMB				ST				MISC				
			TK	S	A	SK	YDS	TFL	YDS	QBH	NO	YDS	LG	TD	PD	FF	FR	TD	YDS	TK	S	A	FF	FR	S	A	W/L	SCORE
09/10	at Colts	P	0	0	0	0.0	0.0	0	0	0	0	0	0	0	0	0	0	0	0	0	0	0	0	0	0	0	W	31-21
09/17	Chiefs	P	0	0	0	0.0	0.0	0	0	0	0	0	0	0	0	0	0	0	0	0	0	0	0	0	0	0	L	9-17
09/24	Texans		DID NOT PLAY (NON-INJURY)																									
<b>2023 TOTALS</b>		<b>2-0</b>	<b>0</b>	<b>0</b>	<b>0</b>	<b>0.0</b>	<b>0.0</b>	<b>0</b>	<b>0</b>	<b>0</b>	<b>0</b>	<b>0</b>	<b>0</b>	<b>0</b>	<b>0</b>	<b>0</b>	<b>0</b>	<b>0</b>	<b>0</b>	<b>0</b>	<b>0</b>	<b>0</b>	<b>0</b>	<b>0</b>	<b>0</b>	<b>0</b>	<b>0</b>	<b>1-2</b>





**2022 GAME-BY-GAME REGULAR-SEASON STATISTICS (JAGUARS)**

DATE	OPPONENT	P/S	TACKLES				INTERCEPTIONS					O. FUMB				ST				MISC		W/L	SCORE					
			TK	S	A	SK	YDS	TFL	YDS	QBH	NO	YDS	LG	TD	PD	FF	FR	TD	YDS	TK	S			A	FF	FR	S	A
09/11	at Commanders																									L	22-28	
09/18	Colts																									W	24-0	
09/25	at Chargers	P	0	0	0	0.0	0.0	0	0	0	0	0	0	0	0	0	0	0	0	0	0	0	0	0	0	W	38-10	
10/02	at Eagles																									L	21-29	
10/09	Texans																									L	6-13	
10/16	at Colts																									L	27-34	
10/23	Giants	P	0	0	0	0.0	0.0	0	0	0	0	0	0	0	0	0	0	0	0	0	0	0	0	0	0	L	17-23	
10/30	Broncos	P	0	0	0	0.0	0.0	0	0	0	0	0	0	0	0	0	0	0	0	0	0	0	0	0	0	L	17-21	
11/06	Raiders	P	2	1	1	0.0	0.0	0	0	0	0	0	0	0	0	0	0	0	0	0	0	0	0	0	0	W	27-20	
11/13	at Chiefs	P	3	3	0	0.0	0.0	0	0	0	0	0	0	0	0	0	0	0	0	0	0	0	0	0	0	L	17-27	
11/27	Ravens	P	0	0	0	0.0	0.0	0	0	0	0	0	0	0	0	0	0	0	0	0	0	0	0	0	0	W	28-27	
12/04	at Lions	S	0	0	0	0.0	0.0	0	0	0	0	0	0	0	0	0	0	0	0	0	1	0	1	0	0	0	L	14-40
12/11	at Titans	P	0	0	0	0.0	0.0	0	0	0	0	0	0	0	0	0	0	0	0	0	0	0	0	0	0	W	36-22	
12/18	Cowboys																									W	40-34+	
12/22	at Jets																									W	19-3	
01/01	at Texans																									W	31-3	
01/07	Titans																									W	20-16	
<b>2022 TOTALS</b>		<b>8-1</b>	<b>5</b>	<b>4</b>	<b>1</b>	<b>0.0</b>	<b>0.0</b>	<b>0</b>	<b>0</b>	<b>0</b>	<b>0</b>	<b>0</b>	<b>0</b>	<b>0</b>	<b>0</b>	<b>0</b>	<b>0</b>	<b>0</b>	<b>0</b>	<b>1</b>	<b>0</b>	<b>1</b>	<b>0</b>	<b>0</b>	<b>0</b>	<b>0</b>	<b>9-8</b>	

+ - Overtime





# TYSON CAMPBELL | 32

**POSITION:** CORNERBACK  
**HT:** 6-1 | **WT:** 195 | **DOB:** 3-17-2000  
**COLLEGE:** GEORGIA  
**HOMETOWN:** MIRAMAR, FLA.  
**ACQ:** D2-'21  
**EXP:** 3rd YEAR

@tysoncampbell\_  
 @tysoncampbell\_

## KEY TRANSACTIONS:

- Originally drafted by Jacksonville in the second round (33rd overall) in the 2021 draft

## PRO

### 2023 (Jaguars)

- 9/24 vs. HOU:** Started at cornerback and recorded three total tackles (two solo)
- 9/17 vs. K.C.:** Started at cornerback and posted three solo tackles and five assisted tackles... played all 67 defensive snaps
- 9/10 at IND:** Started at cornerback and recorded one interception, marking his sixth-career interception and second in a season opener... Posted one forced fumble for the second time in his career... Recorded six solo tackles and a pass defended

### 2022 (Jaguars)

- Started in all 17 regular season games and both postseason games... In the regular season he posted 70 tackles (55 solo), a career-high 15 passes defended, a career-high three interceptions including one 29-yard return, two tackles for loss, two fumble recoveries and one forced fumble... In the postseason he totaled six tackles (five solo)
- 1/1 at HOU:** Started at cornerback and recorded three tackles (two solo) and one fumble recovery that he returned for his first career touchdown to put the Jaguars ahead 21-0
- 10/16 at IND:** Started at cornerback and recorded seven tackles (seven solo), three passes defended, and one forced fumble... Campbell surpassed 100 tackles for his career (101 total tackles)
- 9/11 at WAS:** Started at cornerback and recorded three tackles (two solo) and his third career interception... Campbell became the first Jaguars player since 2020 (S Andrew Wingard and CB CJ Henderson) to record an interception in Week 1

### 2021 (Jaguars)

- Concluded his rookie season with 14 starts in 15 games played... Had 73 total tackles, two interceptions and 10 passes defended
- 12/19 vs. HOU:** Started at cornerback and recorded his second INT of the season, becoming the first Jaguars rookie cornerback since 2016 (Jalen Ramsey) to record at least two INTs in a season... Finished with four tackles, two passes defended and one INT
- 11/28 vs. ATL:** Started at cornerback and posted the first INT of his career when he picked off Falcons QB Matt Ryan with 19 seconds remaining in the first half... Campbell finished the game with three tackles, three passes defended and one INT... He is the fourth Jaguars rookie in the last 20 years to record at least three passes defended and one INT in a single game, joining CBs CJ Henderson (2020), Jalen Ramsey (2016, twice) and S Marlon McCree (2002)

## COLLEGE

- Played in 33 games at Georgia, including 30 starts and recorded 89 tackles, 11 passes defended, three fumble recoveries, one INT and one forced fumble
- In 2018 against Missouri, he forced, recovered and returned a first-quarter fumble for a 64-yard touchdown

## PERSONAL

- On June 10, 2023 hosted his first football camp with 300 local youth football athletes
- Attended the 2022 DUUUVAL draft party at Daily's Place as a player panelist
- 2A state champion in the 100 meters and 200 meters
- Led American Heritage High School to a 50-5 record, including undefeated seasons as state champions in his junior and senior campaigns

### TYSON CAMPBELL'S NFL REGULAR SEASON DEFENSIVE STATISTICS

DATE	TEAM	GP	GS	TACKLES							INTERCEPTIONS							O. FUMB					ST					MISC	
				TK	S	A	TFL	YDS	SK	YDS	QBH	NO	YDS	LG	TD	PD	FF	FR	TD	YDS	TK	S	A	FF	FR	S	A		
2021	Jaguars	15	14	73	49	24	2	4	0.0	0.0	0	2	3	3	0	10	0	0	0	0	0	0	0	0	0	0	0	0	0
2022	Jaguars	17	17	70	55	15	2	9	0.0	0.0	0	3	32	29	0	15	1	2	1	12	0	0	0	0	0	0	0	0	0
2023	Jaguars	3	3	17	11	6	0	0	0.0	0.0	0	1	0	0	0	1	1	0	0	0	0	0	0	0	0	0	0	0	0
<b>NFL TOTALS</b>		<b>35</b>	<b>34</b>	<b>160</b>	<b>115</b>	<b>45</b>	<b>4</b>	<b>13</b>	<b>0.0</b>	<b>0.0</b>	<b>0</b>	<b>6</b>	<b>35</b>	<b>29</b>	<b>0</b>	<b>26</b>	<b>2</b>	<b>2</b>	<b>1</b>	<b>12</b>	<b>0</b>	<b>0</b>	<b>0</b>	<b>0</b>	<b>0</b>	<b>0</b>	<b>0</b>	<b>0</b>	<b>0</b>

### TYSON CAMPBELL'S NFL POSTSEASON DEFENSIVE STATISTICS

DATE	TEAM	GP	GS	TACKLES							INTERCEPTIONS							O. FUMB					ST					MISC		
				TK	S	A	TFL	YDS	SK	YDS	QBH	NO	YDS	LG	TD	PD	FF	FR	TD	YDS	TK	S	A	FF	FR	S	A			
2022	Jaguars	2	2	6	5	1	0	0	0.0	0.0	0	0	0	0	0	0	0	0	0	0	0	0	0	0	0	0	0	0	0	0
<b>NFL TOTALS</b>		<b>2</b>	<b>2</b>	<b>6</b>	<b>5</b>	<b>1</b>	<b>0</b>	<b>0</b>	<b>0.0</b>	<b>0.0</b>	<b>0</b>	<b>0</b>	<b>0</b>	<b>0</b>	<b>0</b>	<b>0</b>	<b>0</b>	<b>0</b>	<b>0</b>	<b>0</b>	<b>0</b>	<b>0</b>	<b>0</b>	<b>0</b>	<b>0</b>	<b>0</b>	<b>0</b>	<b>0</b>	<b>0</b>	







# K'LAVON CHAISSON | 45

POSITION: OUTSIDE LINEBACKER

HT: 6-3 | WT: 245 | DOB: 7-25-1999

COLLEGE: LSU

HOMETOWN: HOUSTON, TEXAS

ACQ: D1-'20

EXP: 4th YEAR

@S4CKGURU

@s4ckguru

## KEY TRANSACTIONS

- Originally drafted by Jacksonville in the first round (20th overall) in the 2020 draft... Pronounced KAY-luh-vahn Chase-on

## PRO

### 2023 (Jaguars)

- 9/24 vs. HOU:** Recorded one tackle and one quarterback hit... Saw action on special teams
- 9/17 vs. K.C.:** Posted 1.0 sack for a seven-yard loss... Recorded two tackles and saw action on special teams
- 9/10 at IND:** Saw action at outside linebacker and on special teams in season opener

### 2022 (Jaguars)

- Saw action in nine regular season games and two postseason games... In the regular season he recorded nine tackles (six solo), 1.0 sack, and one special teams tackle... In the postseason he recorded two tackles and one special teams tackle
- 1/1 at HOU:** Saw action on defense and special teams and posted four tackles (three solo) and 1.0 sack
- 9/11 at WAS:** Recorded one tackle and one special teams tackle

### 2021 (Jaguars)

- Finished the season with eight starts in 15 games played... Produced 31 total tackles, four QB hits and 1.0 sack
- 10/10 vs. TEN:** Started at outside linebacker and finished with a career-high six tackles, including 1.0 sack, two tackles for loss and three QB hits
- 9/30 at CIN:** Saw action on defense and had one tackle and one QB hit

### 2020 (Jaguars)

- Saw action in all 16 games as a rookie, starting three... Amassed 19 tackles (12 solo), three tackles for loss, 1.0 sack and one pass defended
- 9/13 vs. IND:** Saw extensive action (46 snaps) at defensive end in his NFL debut and posted two tackles (one solo)
- 9/20 at TEN:** Saw action at defensive end and posted two tackles, including his first career sack
- 10/11 at HOU:** Made his first career start at defensive end and tallied one tackle and one pass defended

## COLLEGE

- Played in 26 games with 17 starts in his three years with the Tigers
- Capped career with 92 tackles, 19.0 tackles for loss and 9.5 sacks
- Three-time member of the SEC Academic Honor Roll

## PERSONAL

- Inspired by his late father, Kelvin, who was a linebacker at Baylor from 1999-2001
- "I'm not going to sit here and lie to you and say I've always dreamed of playing at the next level or I've always dreamed about playing in the NFL because that's not true. The inspiration to play the sport was something that ran deeper. With my size and the tradition in my family involving the sport, it was sort of an obligation or you were looked at differently."
- Created an Instagram account for his dog, Prince Nino: @lifeofnino
- Also passionate about financial literacy, the environment and social justice

## K'LAVON CHAISSON'S NFL REGULAR SEASON DEFENSIVE STATISTICS

DATE	TEAM	GP	TACKLES							INTERCEPTIONS							O. FUMB				ST				MISC			
			GS	TK	S	A	TFL	YDS	SK	YDS	QBH	NO	YDS	LG	TD	PD	FF	FR	TD	YDS	TK	S	A	FF	FR	S	A	
2020	Jaguars	16	3	19	12	7	3	13	1.0	8.0	9	0	0	0	0	1	0	0	0	0	0	0	0	0	0	0	0	0
2021	Jaguars	15	8	31	20	11	3	5	1.0	2.0	4	0	0	0	0	0	0	0	0	0	0	0	0	0	0	0	0	
2022	Jaguars	9	0	9	6	3	1	9	1.0	9.0	2	0	0	0	0	0	0	0	0	0	0	1	1	0	0	0	0	
2023	Jaguars	3	0	3	2	1	1	7	1.0	7.0	2	0	0	0	0	0	0	0	0	0	0	0	0	0	0	0	0	
<b>NFL TOTALS</b>		<b>43</b>	<b>11</b>	<b>62</b>	<b>40</b>	<b>22</b>	<b>8</b>	<b>34</b>	<b>4.0</b>	<b>26.0</b>	<b>17</b>	<b>0</b>	<b>0</b>	<b>0</b>	<b>0</b>	<b>1</b>	<b>0</b>	<b>0</b>	<b>0</b>	<b>0</b>	<b>0</b>	<b>1</b>	<b>1</b>	<b>0</b>	<b>0</b>	<b>0</b>	<b>0</b>	

## K'LAVON CHAISSON'S NFL POSTSEASON DEFENSIVE STATISTICS

DATE	TEAM	GP	TACKLES							INTERCEPTIONS							O. FUMB				ST				MISC			
			GS	TK	S	A	TFL	YDS	SK	YDS	QBH	NO	YDS	LG	TD	PD	FF	FR	TD	YDS	TK	S	A	FF	FR	S	A	
2022	Jaguars	2	0	2	1	1	0	0	0.0	0.0	0	0	0	0	0	0	0	0	0	0	0	0	1	0	1	0	0	0
<b>NFL TOTALS</b>		<b>2</b>	<b>0</b>	<b>2</b>	<b>1</b>	<b>1</b>	<b>0</b>	<b>0</b>	<b>0.0</b>	<b>0.0</b>	<b>0</b>	<b>0</b>	<b>0</b>	<b>0</b>	<b>0</b>	<b>0</b>	<b>0</b>	<b>0</b>	<b>0</b>	<b>0</b>	<b>0</b>	<b>1</b>	<b>0</b>	<b>1</b>	<b>0</b>	<b>0</b>	<b>0</b>	







# ANDRE CISCO | 5

**POSITION:** SAFETY  
**HT:** 6-0 | **WT:** 210 | **DOB:** 3-23-2000  
**COLLEGE:** SYRACUSE  
**HOMETOWN:** QUEENS, N.Y.  
**ACQ:** D3-'21  
**EXP:** 3rd YEAR

andrecisco7  
 @cincocisco

## KEY TRANSACTIONS:

- Originally drafted by Jacksonville in the third round (65th overall) in the 2021 draft

## PRO

### 2023 (Jaguars)

- 9/24 vs. HOU:** Started at safety and posted seven total tackles (four solo)... Played all 56 defensive plays and 11 plays on special teams
- 9/17 vs. K.C.:** Started at safety and recorded an interception for the fourth time in his career... Posted two combined tackles and two passes defended... Saw action on special teams
- 9/10 at IND:** Started at free safety and recorded a forced fumble with a single-game career-high 10 total tackles

### 2022 (Jaguars)

- Started in 15 regular season games after being inactive with a shoulder injury for two, and started both postseason games... In the regular season he posted a career-high 70 tackles (46 solo), 10 passes defended, three interceptions including one 59-yard touchdown return, 1.0 sack, and three solo tackles on special teams... In the postseason he recorded eight tackles (seven solo)... His 59-yard interception for a touchdown was the Jaguars longest interception touchdown since S Tashaun Gipson recorded a 67-yard return in 2017
- 12/22 at NYJ:** Started at safety and recorded three tackles (one solo) and 1.0 sack... His sack in the first quarter marked the first of his career
- 10/16 at IND:** Started at safety and posted a career-high nine tackles, including a career-high six solo
- 10/2 at PHI:** Started at safety and recorded three tackles (two solo), one pass defended, and one interception returned 59 yards for a touchdown... His pick six was the first of his career
- 9/18 vs. IND:** Started at safety and recorded a team-high six tackles (four solo) and his first career interception

### 2021 (Jaguars)

- Concluded his rookie season with 21 total tackles, two passes defended and one forced fumble
- 1/9 vs. IND:** Started at safety and recorded four total tackles (three solo) and one forced fumble
- 12/26 at NYJ:** Made the first start of his NFL career... Recorded four total tackles (two solo) and one pass defended
- 9/12 at HOU:** Saw action on defense and special teams in his NFL debut... Recorded one solo tackle

## COLLEGE

- Played in 24 games at Syracuse
- Finished his career with 136 total tackles (94 solo), 13 interceptions and 29 passes defended
- Three-year starter for the Orange and two-time All-ACC selection
- His 12 INTs from 2018-19 were the most by any player in college football during that span

## PERSONAL

- In April of 2023, performed stand-up comedy at a open mic night in New Orleans
- Attended the 2022 and 2023 DUUUVAL Draft Party at Daily's Place as a player panelist
- Has two sisters
- As a senior at IMG Academy, had 15 tackles, one interception, four passes defended and recovered three fumbles as IMG finished ranked No. 2 in the USA Today Super 25 poll

### ANDRE CISCO'S NFL REGULAR SEASON DEFENSIVE STATISTICS

DATE	TEAM	GP	GS	TACKLES							INTERCEPTIONS					O. FUMB					ST					MISC		
				TK	S	A	TFL	YDS	SK	YDS	QBH	NO	YDS	LG	TD	PD	FF	FR	TD	YDS	TK	S	A	FF	FR	S	A	
2021	Jaguars	17	3	21	17	4	0	0	0.0	0.0	0	0	0	0	0	0	2	1	0	0	0	5	2	3	1	0	0	0
2022	Jaguars	15	15	70	46	24	1	8	1.0	8.0	1	3	72	59t	1	10	0	0	0	0	0	3	3	0	0	0	0	0
2023	Jaguars	3	3	19	12	7	0	0	0.0	0.0	0	1	0	0	0	2	1	0	0	0	0	0	0	0	0	0	0	0
<b>NFL TOTALS</b>		<b>35</b>	<b>21</b>	<b>110</b>	<b>75</b>	<b>35</b>	<b>1</b>	<b>8</b>	<b>1.0</b>	<b>8.0</b>	<b>1</b>	<b>4</b>	<b>72</b>	<b>59T</b>	<b>1</b>	<b>14</b>	<b>2</b>	<b>0</b>	<b>0</b>	<b>0</b>	<b>8</b>	<b>5</b>	<b>3</b>	<b>1</b>	<b>0</b>	<b>0</b>	<b>0</b>	<b>0</b>

### ANDRE CISCO'S NFL POSTSEASON DEFENSIVE STATISTICS

DATE	TEAM	GP	GS	TACKLES							INTERCEPTIONS					O. FUMB					ST					MISC			
				TK	S	A	TFL	YDS	SK	YDS	QBH	NO	YDS	LG	TD	PD	FF	FR	TD	YDS	TK	S	A	FF	FR	S	A		
2022	Jaguars	2	2	8	7	1	0	0	0.0	0.0	0	0	0	0	0	0	1	0	0	0	0	0	0	0	0	0	0	0	0
<b>NFL TOTALS</b>		<b>2</b>	<b>2</b>	<b>8</b>	<b>7</b>	<b>1</b>	<b>0</b>	<b>0</b>	<b>0.0</b>	<b>0.0</b>	<b>0</b>	<b>0</b>	<b>0</b>	<b>0</b>	<b>0</b>	<b>1</b>	<b>0</b>	<b>0</b>	<b>0</b>	<b>0</b>	<b>0</b>	<b>0</b>	<b>0</b>	<b>0</b>	<b>0</b>	<b>0</b>	<b>0</b>	<b>0</b>	<b>0</b>







## LOGAN COOKE | 9

POSITION: PUNTER

HT: 6-5 | WT: 230 | DOB: 7-28-1995

COLLEGE: MISSISSIPPI STATE

HOMETOWN: DARBUN, MISS.

ACQ: D7B-'18

EXP: 6th YEAR

 @LoganCooke2

 @logancooke9

### KEY TRANSACTIONS

- Originally drafted by Jacksonville in the seventh round (147th overall) of the 2018 draft

### PRO

- Since net punting average began being tracked in 1976, Cooke's career 43.2 net punting average is the highest in NFL history (min. 250 punts).

#### 2023 (Jaguars)

- 9/24 vs. HOU:** Punted twice for 94 yards, one of two punts was downed inside the 20
- 9/17 vs. K.C.:** Punted five times for 243 yards, four of five punts were downed inside the 20
- 9/10 at IND:** Punted five times for 223 yards, two of which were downed inside the 20... One punt was downed at the 6 yard line by S Daniel Thomas

#### 2022 (Jaguars)

- Was voted a captain for the 2022 season
- Saw action in 17 regular season games and two postseason games... In the regular season he totaled 58 punts for 2,862 yards (49.3 average), and 24 punts inside the 20... In the postseason he totaled seven punts for 315 yards and three inside the 20
- 1/21 at K.C.:** Punted four times for 191 yards with a long of 58... Two punts were downed inside the 20, including one punt downed at the 2 yard line by S Daniel Thomas
- 1/1 at HOU:** Punted five times for 217 yards with a long of 57... Four punts were downed inside the 20... One punt was downed at the 1 yard line by CB Chris Claybrooks
- 11/27 vs. BAL:** Punted three times for 206 yards with a long of 70 yards, a season high... The second-longest career punt... One punt was downed inside the 20... Recorded a career high gross punting average (68.7) and net punting average (55.3)
- 10/2 at PHI:** Punted three times for 160 yards with a long of 61 yards... Cooke's net average of 52.7 was the best in the NFL in Week 4

#### 2021 (Jaguars)

- Handled the punting duties in 15 games and punted 64 times for a net average of 43.6 and a gross average of 47.3... He also placed 28 punts inside the 20
- 12/5 at LAR:** Punted five times for 247 yards placing all five of his punts inside the 20... Cooke's net average of 49.4 was the third-highest in a single game in his career... Had a 68-yard punt downed on the 1-yard line
- 11/28 vs. ATL:** Punted three times for 130 yards, placing two of his three punts inside the 20... Cooke became the fourth punter in franchise history to down at least 100 punts inside the 20
- 9/12 at HOU:** Punted six times for 297 yards... Cooke's net punting average of 46.7 was the best among all punters in the NFL in Week 1

#### 2020 (Jaguars)

- Handled the team's punting duties in 14 games, punting 56 times for a gross punting average of 47.7, the second-highest season average in franchise history... His 43.4 net punting average was the third-highest in the AFC and is also the second-highest season average in franchise history
- 9/24 vs. MIA:** Punted three times for 157 yards, including a 63-yard punt
- 10/11 at HOU:** Punted three times for 143 yards (44.7 net avg.) which were all downed inside the 20
- 11/22 vs. PIT:** Punted six times for 324 yards (54.0 gross avg. and 47.5 net avg.) and placed one punt inside the 20... Had a season-long 67-yard punt

#### 2019 (Jaguars)

- Finished the season with career-highs in gross punting average (46.8) and net punting average (44.5)... His 44.5 net punting average led all NFL punters (min. 10 punts) and set a new franchise record... Completed two passes for 16 yards
- 12/15 at OAK:** Punted five times for 248 yards (49.6 gross avg.), including two punts inside the 20 and a season-long punt of 66 yards
- 12/22 at ATL:** Punted five times for 254 yards (50.8 gross avg.), including one downed inside the 20... Completed one pass for 7 yards to S Cody Davis on a fake punt that resulted in a first down in the second quarter

#### 2018 (Jaguars)

- Downed 37 punts inside the 20, a franchise record and the third-most in the NFL... Punted 86 times, placing 43.0 percent of his punts inside the 20, the highest mark by a rookie in franchise history

### COLLEGE

- Appeared in 45 career games serving as the primary punter his last three years and the primary kickoff specialist as a senior and freshman
- Averaged 41.7 yards per punt during his career, which ranked seventh in school history
- Of his 150 punts 35 traveled more than 50 yards, and 60 were pinned inside the 20

### PERSONAL

- Married the former Mary Menger Jones in February 2020, the couple has one son named Cooper born in 2021
- Attended Columbia (Miss.) Academy
- All-state punter tallied 24 punts for an average of 44.2 yards in his senior season, while also seeing action at wide receiver and defensive





back

- Avid hunter and fisherman, who also owns an outdoorsman company that specializes in turkey calls
- Involved with the Catch-A-Dream Foundation, which takes children with life-threatening illnesses on hunting and fishing adventures of a lifetime
- After he and his wife learned of the limitations Kenyans have to clean water, they partnered with Zoe Ministries in the summer of 2021 to help fund the drilling of a water well in a remote village on the Kenya-Uganda border

### LOGAN COOKE'S NFL REGULAR SEASON PUNTING STATISTICS

DATE	TEAM	GP	NO.	YDS.	AVG.	OPP. RET.	YDS.	NET YDS.	AVG.	TB	IN20	LG	BK
2018	Jaguars	16	86	3,872	45.0	37	184	3,548	41.3	7	37	72	0
2019	Jaguars	16	75	3,507	46.8	24	127	3,340	44.5	2	25	66	0
2020	Jaguars	14	56	2,669	47.7	26	148	2,421	43.2	5	19	67	0
2021	Jaguars	15	64	3,026	47.3	22	173	2,833	43.6	1	28	68	1
2022	Jaguars	17	58	2,862	49.3	29	203	2,539	43.8	6	24	70	0
2023	Jaguars	3	12	560	46.7	5	28	512	42.7	1	7	57	0
<b>NFL TOTALS</b>		<b>81</b>	<b>351</b>	<b>16,496</b>	<b>47.0</b>	<b>143</b>	<b>863</b>	<b>15,193</b>	<b>43.2</b>	<b>22</b>	<b>140</b>	<b>72</b>	<b>1</b>

### LOGAN COOKE'S NFL POSTSEASON PUNTING STATISTICS

DATE	TEAM	GP	NO.	YDS.	AVG.	OPP. RET.	YDS.	NET YDS.	AVG.	TB	IN20	LG	BK
2022	Jaguars	2	7	315	45.0	3	23	292	41.7	0	3	58	0
<b>NFL TOTALS</b>		<b>2</b>	<b>7</b>	<b>315</b>	<b>45.0</b>	<b>3</b>	<b>23</b>	<b>292</b>	<b>41.7</b>	<b>0</b>	<b>3</b>	<b>58</b>	<b>0</b>

### SINGLE-GAME HIGHS: PUNTER

<b>Punts</b>	9 at Houston Texans, Dec 30, 2018 9 vs. Pittsburgh Steelers, Nov 18, 2018	<b>Inside the 20</b>	5 at Los Angeles Rams, Dec 05, 2021 5 at Indianapolis Colts, Nov 14, 2021
<b>Gross Punting Yards</b>	449 at Houston Texans, Dec 30, 2018 415 vs. Pittsburgh Steelers, Nov 18, 2018	<b>Pass Attempts</b>	1 at Atlanta Falcons, Dec 22, 2019 1 vs. Los Angeles Chargers, Dec 08, 2019 ...1 more at 1.
<b>Gross Punting Avg</b>	68.7 vs. Baltimore Ravens, Nov 27, 2022 56.8 vs. Denver Broncos, Sep 19, 2021	<b>Pass Completions</b>	1 at Atlanta Falcons, Dec 22, 2019 1 vs. Los Angeles Chargers, Dec 08, 2019 ...1 more at 1.
<b>Net Punting Yards</b>	393 at Houston Texans, Dec 30, 2018 342 vs. Pittsburgh Steelers, Nov 18, 2018	<b>Yards Passing</b>	9 vs. Los Angeles Chargers, Dec 08, 2019 7 at Atlanta Falcons, Dec 22, 2019
<b>Net Punting Avg</b>	55.3 vs. Baltimore Ravens, Nov 27, 2022 52.7 at Philadelphia Eagles, Oct 02, 2022	<b>Special Teams Tackles</b>	1 vs. Houston Texans, Dec 19, 2021 1 vs. Arizona Cardinals, Sep 26, 2021 ...1 more at 1.
<b>Longest Punts</b>	72 vs. Washington Redskins, Dec 16, 2018 70 vs. Baltimore Ravens, Nov 27, 2022		

### SINGLE-GAME HIGHS - POSTSEASON: PUNTER

<b>Punts</b>	4 at Kansas City Chiefs, Jan 21, 2023 3 vs. Los Angeles Chargers, Jan 14, 2023	<b>Net Punting Avg</b>	42.0 at Kansas City Chiefs, Jan 21, 2023 41.3 vs. Los Angeles Chargers, Jan 14, 2023
<b>Gross Punting Yards</b>	191 at Kansas City Chiefs, Jan 21, 2023 124 vs. Los Angeles Chargers, Jan 14, 2023	<b>Longest Punts</b>	46 vs. Los Angeles Chargers, Jan 14, 2023
<b>Gross Punting Avg</b>	47.8 at Kansas City Chiefs, Jan 21, 2023 41.3 vs. Los Angeles Chargers, Jan 14, 2023	<b>Inside the 20</b>	2 at Kansas City Chiefs, Jan 21, 2023 1 vs. Los Angeles Chargers, Jan 14, 2023
<b>Net Punting Yards</b>	168 at Kansas City Chiefs, Jan 21, 2023 124 vs. Los Angeles Chargers, Jan 14, 2023		

### 2023 GAME-BY-GAME REGULAR-SEASON STATISTICS (JAGUARS)

DATE	OPPONENT		NO.	YDS.	AVG.	OPP. RET.	YDS.	NET YDS.	AVG	TB	IN20	LG	BK	W/L	SCORE
09/10	at Colts	P	5	223	44.6	2	20	203	40.6	0	2	52	0	W	31-21
09/17	Chiefs	P	5	243	48.6	3	8	235	47.0	0	4	57	0	L	9-17
09/24	Texans	P	2	94	47.0	0	0	74	37.0	1	1	54	0	L	17-37
<b>2023 TOTALS</b>			<b>3</b>	<b>12</b>	<b>560</b>	<b>46.7</b>	<b>5</b>	<b>28</b>	<b>512</b>	<b>42.7</b>	<b>1</b>	<b>7</b>	<b>57</b>	<b>0</b>	<b>1-2</b>



**2022 GAME-BY-GAME REGULAR-SEASON STATISTICS (JAGUARS)**

DATE	OPPONENT		NO.	YDS.	AVG.	OPP. RET.	YDS.	NET YDS.	AVG	TB	IN20	LG	BK	W/L	SCORE
09/11	at Commanders	P	3	150	50.0	2	22	128	42.7	0	1	61	0	L	22-28
09/18	Colts	P	5	228	45.6	3	19	189	37.8	1	1	55	0	W	24-0
09/25	at Chargers	P	1	56	56.0	1	6	50	50.0	0	1	56	0	W	38-10
10/02	at Eagles	P	3	160	53.3	1	2	158	52.7	0	0	61	0	L	21-29
10/09	Texans	P	3	159	53.0	2	13	146	48.7	0	1	62	0	L	6-13
10/16	at Colts	P	3	151	50.3	2	19	132	44.0	0	1	61	0	L	27-34
10/23	Giants	P	2	106	53.0	1	2	104	52.0	0	0	57	0	L	17-23
10/30	Broncos	P	6	287	47.8	4	22	245	40.8	1	4	63	0	L	17-21
11/06	Raiders	P	3	163	54.3	3	29	134	44.7	0	0	60	0	W	27-20
11/13	at Chiefs	P	6	281	46.8	2	11	230	38.3	2	2	63	0	L	17-27
11/27	Ravens	P	3	206	68.7	0	0	166	55.3	2	1	70	0	W	28-27
12/04	at Lions	P	3	137	45.7	2	20	117	39.0	0	1	54	0	L	14-40
12/11	at Titans	P	3	133	44.3	3	4	129	43.0	0	1	49	0	W	36-22
12/18	Cowboys	P	3	160	53.3	1	16	144	48.0	0	0	61	0	W	40-34+
12/22	at Jets	P	2	64	32.0	0	0	64	32.0	0	2	38	0	W	19-3
01/01	at Texans	P	5	217	43.4	1	16	201	40.2	0	4	57	0	W	31-3
01/07	Titans	P	4	204	51.0	1	2	202	50.5	0	4	56	0	W	20-16
<b>2022 TOTALS</b>			<b>17</b>	<b>58</b>	<b>2,862</b>	<b>49.3</b>	<b>29</b>	<b>203</b>	<b>2,539</b>	<b>43.8</b>	<b>6</b>	<b>24</b>	<b>70</b>	<b>0</b>	<b>9-8</b>

+ - Overtime

**2022 GAME-BY-GAME POSTSEASON STATISTICS (JAGUARS)**

DATE	OPPONENT		NO.	YDS.	AVG.	OPP. RET.	YDS.	NET YDS.	AVG	TB	IN20	LG	BK	W/L	SCORE
01/14	Chargers	P	3	124	41.3	0	0	124	41.3	0	1	46	0	W	31-30
01/21	at Chiefs	P	4	191	47.8	3	23	168	42.0	0	2	58	0	L	20-27
<b>2022 TOTALS</b>			<b>2</b>	<b>7</b>	<b>315</b>	<b>45.0</b>	<b>3</b>	<b>23</b>	<b>292</b>	<b>41.7</b>	<b>0</b>	<b>3</b>	<b>58</b>	<b>0</b>	<b>1-1</b>





# ELIJAH COOKS | 14

**POSITION:** WIDE RECEIVER  
**HT:** 6-4 | **WT:** 215 | **DOB:** 10-13-1998  
**COLLEGE:** SAN JOSE STATE  
**HOMETOWN:** ATASCADERO, CALIF.  
**ACQ:** FA-'23  
**EXP:** R

ElijahCooks  
 elijah\_cooks

## KEY TRANSACTIONS

- Originally signed as an undrafted free agent with Jacksonville on 5/1/23

## PRO

### 2023 (Jaguars)

- 9/24 vs. HOU: Inactive
- 9/17 vs. K.C.: Inactive
- 9/10 at IND: Inactive

## COLLEGE

- Was selected to the 2022 All-Mountain West First Team
- In his final collegiate season at San Jose State, recorded a career-high in both touchdowns (10) and receiving yards (1,076) in 12 games
- Playing for Nevada from 2017-2021, Cooks appeared in 39 games, recorded 1,478 yards on 115 receptions and scored 18 touchdowns

## PERSONAL

- Majored in Sociology
- Lists Kobe Bryant as his sports hero
- His father, Adrian, played football at Fresno State and his sister, Mariah, played basketball at Washington State

### ELIJAH COOKS' NFL REGULAR SEASON RUSHING/RECEIVING STATISTICS

DATE	TEAM	RECEIVING							RUSHING				
		GP	GS	NO.	YDS.	AVG.	LG	TD	NO.	YDS.	AVG.	LG	TD
2023	Jaguars	0	0	0	0	0.0	0	0	0	0	0.0	0	0
<b>NFL TOTALS</b>		<b>0</b>	<b>0</b>	<b>0</b>	<b>0</b>	<b>0.0</b>	<b>0</b>	<b>0</b>	<b>0</b>	<b>0</b>	<b>0.0</b>	<b>0</b>	<b>0</b>


### ELIJAH COOKS' NFL REGULAR SEASON RETURN STATISTICS

DATE	TEAM	KICKOFF RETURNS					PUNT RETURNS					
		RET.	YDS.	AVG.	LG	TD	NO.	FC	YDS.	AVG.	LG	TD
2023	Jaguars	0	0	0.0	0	0	0	0	0	0.0	0	0
<b>NFL TOTALS</b>		<b>0</b>	<b>0</b>	<b>0.0</b>	<b>0</b>	<b>0</b>	<b>0</b>	<b>0</b>	<b>0</b>	<b>0.0</b>	<b>0</b>	<b>0</b>

### 2023 GAME-BY-GAME REGULAR-SEASON STATISTICS (JAGUARS)

DATE	OPPONENT	P/S	RECEIVING					RUSHING					W/L	SCORE
			NO.	YDS.	AVG.	LG	TD	NO.	YDS.	AVG.	LG	TD		
09/10	at Colts												W	31-21
09/17	Chiefs												L	9-17
09/24	Texans												L	17-37
<b>2023 TOTALS</b>		<b>0-0</b>	<b>0</b>	<b>0</b>	<b>0.0</b>	<b>0</b>	<b>0</b>	<b>0</b>	<b>0</b>	<b>0.0</b>	<b>0</b>	<b>0</b>	<b>0</b>	<b>1-2</b>





# EVAN ENGRAM | 17

POSITION: TIGHT END

HT: 6-3 | WT: 240 | DOB: 9-2-1994

COLLEGE: MISSISSIPPI

HOMETOWN: POWDER SPRINGS, GA.

ACQ: UFA (NYG)-'22

EXP: 7th YEAR

@eazyengram

@eazyengram



## KEY TRANSACTIONS

- Originally drafted by the New York Giants in the first round (23rd overall) in the 2017 draft
- Signed by Jacksonville as an unrestricted free agent on 3/16/22

## PRO

### 2023 (Jaguars)

- **9/24 vs. HOU:** Started at tight end and led the team with seven receptions for 67 yards... Recorded his second straight game with at least 50 yards after catch (52)
- **9/17 vs. K.C.:** Started at tight end and posted six receptions for 57 yards
- **9/10 at IND:** Started at tight end and recorded five receptions for 49 yards

### 2022 (Jaguars)

- Saw action in 17 regular season games with 14 starts and started both postseason games... In the regular season he recorded a career-high 73 receptions for a career-high 766 receiving yards and four touchdowns... His 766 receiving yards ranked fourth among tight ends... He also had two rushing attempts for 13 yards... In the postseason he recorded 12 receptions for 124 yards and one touchdown... His 124 total receiving yards is the second-most by a tight end in Jaguars postseason history
- **1/14 vs. LAC:** Started at tight end and caught seven passes for a team-high 93 yards and one touchdown... Engram's 93 receiving yards were the most by a tight end and the fourth-most by any player in franchise history in a postseason game
- **12/22 at NYJ:** Started at tight end and caught seven passes for 113 yards... Broke Jaguars single-season record for receptions by a tight end
- **12/11 at TEN:** Started at tight end and caught 11 passes for a career high 162 yards and 2 touchdowns... Set a career high in receiving yards in a game... First multi-TD game of his career... His 162 yards was the second-highest single-game performance by a tight end in 2022
- **10/30 vs. DEN:** Started at tight end and caught four passes for a team-high 55 yards and one touchdown marking his first touchdown as a Jaguar

### 2021 (Giants)

- Appeared in 15 games and posted 46 catches for 408 yards and three TDs
- **11/7 vs L.V.:** Recorded three receptions for 38 yards and one TD

### 2020 (Giants)

- Selected to his first Pro Bowl
- Finished the season with 63 receptions for 654 yards and one TD
- **11/8 at WAS:** Recorded five receptions for 48 yards and one TD

### 2019 (Giants)

- Appeared in eight games with six starts and posted 44 receptions for 467 yards and three TDs
- **9/8 at DAL:** Caught 11 passes for 116 yards and one TD

### 2018 (Giants)

- Finished the season with 45 receptions for 577 yards and three TDs
- **12/30 vs. DAL:** Recorded five receptions for 81 yards and one TD

### 2017 (Giants)

- Recorded the fifth most receptions (64) and receiving yards (722) by a rookie in franchise history... He also had the seventh most touchdown receptions (6) by a rookie in franchise history
- **12/3 at OAK:** Posted seven receptions for 99 yards and one TD

## COLLEGE

- All-time Ole Miss leader in receptions (162), receiving yards (2,320) and TD catches (15) by a tight end
- First player in school history to earn All-SEC honors four times
- Ended his career as nation's leader among active TEs in career receiving yards
- Among all Rebels, ranks fourth in career receptions, fifth in receiving yards and tied for sixth in TD catches
- Two-year team captain and started in 42 of 45 games played in his Rebel career

## PERSONAL

- Sister, Mackenzie, played basketball at Georgia and was named Second Team All-SEC in her senior season (2017-18)
- Son of Michelle Zelina and Derrick Engram
- Made U.M.A.A. Honor Roll for Fall 2014
- Integrated marketing communications major
- Favorite music artist is Drake
- In June of 2022, traveled to England to participate in An Evening With Jaguars Stars, an event hosted by Sky Sports' Neil Reynolds, as a player panelist in London and Manchester



**EVAN ENGRAM'S NFL REGULAR SEASON RUSHING/RECEIVING STATISTICS**

DATE	TEAM	GP	GS	RECEIVING					RUSHING				
				NO.	YDS.	AVG.	LG	TD	NO.	YDS.	AVG.	LG	TD
2017	Giants	15	11	64	722	11.3	35	6	1	14	14.0	14	0
2018	Giants	11	8	45	577	12.8	54	3	3	36	12.0	14	0
2019	Giants	8	6	44	467	10.6	75t	3	3	7	2.3	5	0
2020	Giants	16	14	63	654	10.4	53	1	6	26	4.3	9	1
2021	Giants	15	12	46	408	8.9	30t	3	1	-3	-3.0	-3	0
2022	Jaguars	17	14	73	766	10.5	36	4	2	13	6.5	13	0
2023	Jaguars	3	3	18	173	9.6	28	0	0	0	0.0	0	0
<b>NFL TOTALS</b>		<b>85</b>	<b>68</b>	<b>353</b>	<b>3,767</b>	<b>10.7</b>	<b>75T</b>	<b>20</b>	<b>16</b>	<b>93</b>	<b>5.8</b>	<b>14</b>	<b>1</b>

**EVAN ENGRAM'S NFL POSTSEASON RUSHING/RECEIVING STATISTICS**

DATE	TEAM	GP	GS	RECEIVING					RUSHING				
				NO.	YDS.	AVG.	LG	TD	NO.	YDS.	AVG.	LG	TD
2022	Jaguars	2	2	12	124	10.3	24	1	0	0	0.0	0	0
<b>NFL TOTALS</b>		<b>2</b>	<b>2</b>	<b>12</b>	<b>124</b>	<b>10.3</b>	<b>24</b>	<b>1</b>	<b>0</b>	<b>0</b>	<b>0.0</b>	<b>0</b>	<b>0</b>

**SINGLE-GAME HIGHS: RUSHING/RECEIVING**

<b>Rush Attempts</b>	2 at Philadelphia Eagles, Oct 22, 2020 2 at Dallas Cowboys, Oct 11, 2020 ...2 more at 2.	<b>Receiving Average</b>	25.7 at Washington Redskins, Dec 09, 2018 21.5 at Cincinnati Bengals, Nov 29, 2020
<b>Rushing Yards</b>	26 at Indianapolis Colts, Dec 23, 2018 14 vs. Philadelphia Eagles, Dec 17, 2017	<b>Longest Receptions</b>	75t at Tampa Bay Buccaneers, Sep 22, 2019 54 vs. Tampa Bay Buccaneers, Nov 18, 2018
<b>Longest Runs</b>	14 at Indianapolis Colts, Dec 23, 2018 14 vs. Philadelphia Eagles, Dec 17, 2017	<b>Receiving TDs</b>	2 at Tennessee Titans, Dec 11, 2022 1 at Detroit Lions, Dec 04, 2022 ...17 more at 1.
<b>Rushing TDs</b>	1 at Dallas Cowboys, Oct 11, 2020	<b>All-Purpose Yards</b>	162 at Tennessee Titans, Dec 11, 2022 129 at Cincinnati Bengals, Nov 29, 2020
<b>Receptions</b>	11 at Tennessee Titans, Dec 11, 2022 11 at Dallas Cowboys, Sep 08, 2019	<b>Most TDs</b>	2 at Tennessee Titans, Dec 11, 2022 1 at Detroit Lions, Dec 04, 2022 ...18 more at 1.
<b>Receiving Yards</b>	162 at Tennessee Titans, Dec 11, 2022 129 at Cincinnati Bengals, Nov 29, 2020	<b>Miscellaneous Tackles</b>	1 at Dallas Cowboys, Oct 10, 2021 1 at Los Angeles Rams, Oct 04, 2020 ...3 more at 1.

**SINGLE-GAME HIGHS - POSTSEASON: RECEIVING**

<b>Receptions</b>	7 vs. Los Angeles Chargers, Jan 14, 2023 5 at Kansas City Chiefs, Jan 21, 2023	<b>Receiving TDs</b>	1 vs. Los Angeles Chargers, Jan 14, 2023
<b>Receiving Yards</b>	93 vs. Los Angeles Chargers, Jan 14, 2023 31 at Kansas City Chiefs, Jan 21, 2023	<b>All-Purpose Yards</b>	93 vs. Los Angeles Chargers, Jan 14, 2023 31 at Kansas City Chiefs, Jan 21, 2023
<b>Receiving Average</b>	13.3 vs. Los Angeles Chargers, Jan 14, 2023 6.2 at Kansas City Chiefs, Jan 21, 2023	<b>Most TDs</b>	1 vs. Los Angeles Chargers, Jan 14, 2023
<b>Longest Receptions</b>	24 vs. Los Angeles Chargers, Jan 14, 2023 21 vs. Los Angeles Chargers, Jan 14, 2023		

**100-YARD RECEIVING GAMES (5): REGULAR SEASON**

DATE	TEAM	NO.	YDS.	AVG.	LG	TD
09/08/19	at Cowboys	11	116	10.5	22	1
09/22/19	at Buccaneers	6	113	18.8	75t	1
11/29/20	at Bengals	6	129	21.5	53	0
12/11/22	at Titans	11	162	14.7	25	2
12/22/22	at Jets	7	113	16.1	36	0

**2023 GAME-BY-GAME REGULAR-SEASON STATISTICS (JAGUARS)**

DATE	OPPONENT	P/S	RECEIVING					RUSHING					W/L	SCORE	
			NO.	YDS.	AVG.	LG	TD	NO.	YDS.	AVG.	LG	TD			
09/10	at Colts	S	5	49	9.8	26	0	0	0	0.0	0	0	0	W	31-21
09/17	Chiefs	S	6	57	9.5	17	0	0	0	0.0	0	0	0	L	9-17
09/24	Texans	S	7	67	9.6	28	0	0	0	0.0	0	0	0	L	17-37
<b>2023 TOTALS</b>		<b>3-3</b>	<b>18</b>	<b>173</b>	<b>9.6</b>	<b>28</b>	<b>0</b>	<b>0</b>	<b>0</b>	<b>0.0</b>	<b>0</b>	<b>0</b>	<b>0</b>	<b>1-2</b>	



**2022 GAME-BY-GAME REGULAR-SEASON STATISTICS (JAGUARS)**

DATE	OPPONENT	P/S	RECEIVING					RUSHING					W/L	SCORE
			NO.	YDS.	AVG.	LG	TD	NO.	YDS.	AVG.	LG	TD		
09/11	at Commanders	S	4	28	7.0	11	0	0	0	0.0	0	0	L	22-28
09/18	Colts	S	7	46	6.6	12	0	0	0	0.0	0	0	W	24-0
09/25	at Chargers	S	1	9	9.0	9	0	1	0	0.0	0	0	W	38-10
10/02	at Eagles	P	1	16	16.0	16	0	0	0	0.0	0	0	L	21-29
10/09	Texans	S	6	69	11.5	28	0	0	0	0.0	0	0	L	6-13
10/16	at Colts	S	5	40	8.0	16	0	0	0	0.0	0	0	L	27-34
10/23	Giants	S	4	67	16.8	28	0	0	0	0.0	0	0	L	17-23
10/30	Broncos	S	4	55	13.8	22t	1	0	0	0.0	0	0	L	17-21
11/06	Raiders	P	1	8	8.0	8	0	0	0	0.0	0	0	W	27-20
11/13	at Chiefs	P	3	14	4.7	7	0	0	0	0.0	0	0	L	17-27
11/27	Ravens	S	1	4	4.0	4	0	0	0	0.0	0	0	W	28-27
12/04	at Lions	S	5	30	6.0	7	1	0	0	0.0	0	0	L	14-40
12/11	at Titans	S	11	162	14.7	25	2	0	0	0.0	0	0	W	36-22
12/18	Cowboys	S	8	62	7.8	13	0	0	0	0.0	0	0	W	40-34+
12/22	at Jets	S	7	113	16.1	36	0	0	0	0.0	0	0	W	19-3
01/01	at Texans	S	1	16	16.0	16	0	1	13	13.0	13	0	W	31-3
01/07	Titans	S	4	27	6.8	10	0	0	0	0.0	0	0	W	20-16
<b>2022 TOTALS</b>		<b>17-14</b>	<b>73</b>	<b>766</b>	<b>10.5</b>	<b>36</b>	<b>4</b>	<b>2</b>	<b>13</b>	<b>6.5</b>	<b>13</b>	<b>0</b>	<b>9-8</b>	

+ - Overtime

**2022 GAME-BY-GAME POSTSEASON STATISTICS (JAGUARS)**

DATE	OPPONENT	P/S	RECEIVING					RUSHING					W/L	SCORE
			NO.	YDS.	AVG.	LG	TD	NO.	YDS.	AVG.	LG	TD		
01/14	Chargers	S	7	93	13.3	24	1	0	0	0.0	0	0	W	31-30
01/21	at Chiefs	S	5	31	6.2	16	0	0	0	0.0	0	0	L	20-27
<b>2022 TOTALS</b>		<b>2-2</b>	<b>12</b>	<b>124</b>	<b>10.3</b>	<b>24</b>	<b>1</b>	<b>0</b>	<b>0</b>	<b>0.0</b>	<b>0</b>	<b>0</b>	<b>1-1</b>	





# TRAVIS ETIENNE JR. | 1

**POSITION:** RUNNING BACK  
**HT:** 5-10 | **WT:** 215 | **DOB:** 1-26-1999  
**COLLEGE:** CLEMSON  
**HOMETOWN:** JENNINGS, LA.  
**ACQ:** D1-'21  
**EXP:** 3rd YEAR

@swaggy\_t1  
 @t.etiennejr

## KEY TRANSACTIONS

- Originally drafted by Jacksonville in the first round (25th overall) in the 2021 draft

## PRO

### 2023 (Jaguars)

- 9/24 vs. HOU:** Started at running back and posted 88 rushing yards on 19 attempts... Recorded four receptions for 50 yards and totaled 138 scrimmage yards
- 9/17 vs. K.C.:** Started at running back and recorded 40 rushing yards on 12 attempts
- 9/10 at IND:** Started at running back and posted 77 yards on 18 attempts... Recorded a touchdown on a 26-yard run

### 2022 (Jaguars)

- He saw action in all 17 regular season games with 12 starts and started both postseason games... In the regular season he tallied 220 rushing attempts for 1,125 yards and five touchdowns... His 1,125 rushing yards ranked ninth in the NFL and was the second-most rushing yards for a player who had under 250 attempts, trailing 49ers RB Christian McCaffrey (1,139 yards) by only 14 yards... He also recorded 35 receptions for 316 yards... In the postseason he recorded 30 rushing attempts for 171 yards and one touchdown and 4 receptions for 30 yards
- 1/14 vs. LAC:** Started at running back and rushed for 109 yards on 20 attempts, marking the second-most rushing yards by a player in franchise history in their first career postseason game, trailing only Fred Taylor (162 yards)
- 12/22 at NYJ:** Started at running back and rushed for 83 yards on 22 attempts... Became fourth player in franchise history to rush for 1,000 yards in his first 15 games
- 11/6 vs. L.V.:** Started at running back and rushed for 109 yards and two touchdowns on 28 attempts... Caught two passes for 17 yards... Etienne joined Fred Taylor (twice) as the only players in team history to record three consecutive games with at least 100 rushing yards and one TD
- 10/23 vs. NYG:** Started at running back and rushed for 114 yards on 14 carries and one touchdown and caught one pass for five yards... Etienne Jr. also recorded a two-point conversion, which marked the first time the Jaguars scored eight points on their opening drive in franchise history (courtesy of Elias Sports)

### 2021 (Jaguars)

- Missed the 2021 season with a foot injury suffered on 8/14 against New Orleans in the preseason

## COLLEGE

- Rushed 686 times for 4,952 yards with 70 rushing touchdowns and caught 102 passes for 1,155 yards and eight receiving TDs
- NCAA FBS record holder for most career games scoring a touchdown (46 of 55 career games) and is the ACC career record-holder for rushing yards (4,952), total touchdowns (78), rushing touchdowns (70) and points (468)
- Named ACC Offensive Player of the Year in 2018 and 2019
- Finished his career ranked No. 1 in ACC history in both rushing yards (4,952) and rushing touchdowns (70)
- Part of a senior class that helped Clemson to four ACC titles, four College Football Playoff berths, two national championship appearances and a national title, all while becoming the first FBS senior class since 2010 to go undefeated at home

## PERSONAL

- Father (Bobby Joe Evans) was the 1994-95 Texas Gatorade High School Player of the Year in basketball and played at Oklahoma (lettered 1996-98)
- Brother (Tay) played linebacker at OU during 2015 and 2016 seasons.
- Majored in human relations.

### TRAVIS ETIENNE JR.'S NFL REGULAR SEASON RUSHING/RECEIVING STATISTICS

DATE	TEAM	RUSHING							RECEIVING				
		GP	GS	NO.	YDS.	AVG.	LG	TD	NO.	YDS.	AVG.	LG	TD
2021	Jaguars	0	0	0	0	0.0	0	0	0	0	0.0	0	0
2022	Jaguars	17	12	220	1,125	5.1	62t	5	35	316	9.0	30	0
2023	Jaguars	3	3	49	205	4.2	26t	1	11	79	7.2	18	0
<b>NFL TOTALS</b>		<b>20</b>	<b>15</b>	<b>269</b>	<b>1,330</b>	<b>4.9</b>	<b>62T</b>	<b>6</b>	<b>46</b>	<b>395</b>	<b>8.6</b>	<b>30</b>	<b>0</b>

### TRAVIS ETIENNE JR.'S NFL POSTSEASON RUSHING/RECEIVING STATISTICS

DATE	TEAM	RUSHING							RECEIVING				
		GP	GS	NO.	YDS.	AVG.	LG	TD	NO.	YDS.	AVG.	LG	TD
2022	Jaguars	2	2	30	171	5.7	25	1	4	30	7.5	12	0
<b>NFL TOTALS</b>		<b>2</b>	<b>2</b>	<b>30</b>	<b>171</b>	<b>5.7</b>	<b>25</b>	<b>1</b>	<b>4</b>	<b>30</b>	<b>7.5</b>	<b>12</b>	<b>0</b>



**TRAVIS ETIENNE JR.'S NFL REGULAR SEASON RETURN STATISTICS**

DATE	TEAM	KICKOFF RETURNS					PUNT RETURNS					
		RET.	YDS.	AVG.	LG	TD	NO.	FC	YDS.	AVG.	LG	TD
2021	Jaguars	0	0	0.0	0	0	0	0	0	0.0	0	0
2022	Jaguars	0	0	0.0	0	0	0	0	0	0.0	0	0
2023	Jaguars	0	0	0.0	0	0	0	0	0	0.0	0	0
<b>NFL TOTALS</b>		<b>0</b>	<b>0</b>	<b>0.0</b>	<b>0</b>	<b>0</b>	<b>0</b>	<b>0</b>	<b>0</b>	<b>0.0</b>	<b>0</b>	<b>0</b>

**TRAVIS ETIENNE JR.'S NFL POSTSEASON RETURN STATISTICS**

DATE	TEAM	KICKOFF RETURNS					PUNT RETURNS					
		RET.	YDS.	AVG.	LG	TD	NO.	FC	YDS.	AVG.	LG	TD
2022	Jaguars	0	0	0.0	0	0	0	0	0	0.0	0	0
<b>NFL TOTALS</b>		<b>0</b>	<b>0</b>	<b>0.0</b>	<b>0</b>	<b>0</b>	<b>0</b>	<b>0</b>	<b>0</b>	<b>0.0</b>	<b>0</b>	<b>0</b>

**SINGLE-GAME HIGHS: RUSHING/RECEIVING**

<b>Rush Attempts</b>	28 vs. Las Vegas Raiders, Nov 06, 2022 24 vs. Denver Broncos, Oct 30, 2022	<b>Receiving Yards</b>	50 vs. Houston Texans, Sep 24, 2023 43 vs. Houston Texans, Oct 09, 2022
<b>Rushing Yards</b>	156 vs. Denver Broncos, Oct 30, 2022 114 vs. New York Giants, Oct 23, 2022	<b>Receiving Average</b>	14.3 vs. Houston Texans, Oct 09, 2022 12.5 vs. Houston Texans, Sep 24, 2023
<b>Rushing Average</b>	12.0 at Houston Texans, Jan 01, 2023 8.6 at Indianapolis Colts, Oct 16, 2022	<b>Longest Receptions</b>	30 at Houston Texans, Jan 01, 2023 24 at Kansas City Chiefs, Nov 13, 2022
<b>Longest Runs</b>	62t at Houston Texans, Jan 01, 2023 49 vs. Denver Broncos, Oct 30, 2022 ...1 more at 49.	<b>All-Purpose Yards</b>	162 vs. Denver Broncos, Oct 30, 2022 140 at Houston Texans, Jan 01, 2023
<b>Rushing TDs</b>	2 vs. Las Vegas Raiders, Nov 06, 2022 1 at Indianapolis Colts, Sep 10, 2023 ...3 more at 1.	<b>Most TDs</b>	2 vs. Las Vegas Raiders, Nov 06, 2022 1 at Indianapolis Colts, Sep 10, 2023 ...3 more at 1.
<b>Receptions</b>	5 at Indianapolis Colts, Sep 10, 2023 4 vs. Houston Texans, Sep 24, 2023		

**SINGLE-GAME HIGHS - POSTSEASON: RUSHING/RECEIVING**

<b>Rush Attempts</b>	20 vs. Los Angeles Chargers, Jan 14, 2023 10 at Kansas City Chiefs, Jan 21, 2023	<b>Receiving Yards</b>	18 at Kansas City Chiefs, Jan 21, 2023 12 vs. Los Angeles Chargers, Jan 14, 2023
<b>Rushing Yards</b>	109 vs. Los Angeles Chargers, Jan 14, 2023 62 at Kansas City Chiefs, Jan 21, 2023	<b>Receiving Average</b>	6.0 at Kansas City Chiefs, Jan 21, 2023
<b>Rushing Average</b>	6.2 at Kansas City Chiefs, Jan 21, 2023 5.5 vs. Los Angeles Chargers, Jan 14, 2023	<b>Longest Receptions</b>	12 vs. Los Angeles Chargers, Jan 14, 2023 9 at Kansas City Chiefs, Jan 21, 2023
<b>Longest Runs</b>	25 vs. Los Angeles Chargers, Jan 14, 2023 19 at Kansas City Chiefs, Jan 21, 2023	<b>All-Purpose Yards</b>	121 vs. Los Angeles Chargers, Jan 14, 2023 80 at Kansas City Chiefs, Jan 21, 2023
<b>Rushing TDs</b>	1 at Kansas City Chiefs, Jan 21, 2023	<b>Most TDs</b>	1 at Kansas City Chiefs, Jan 21, 2023
<b>Receptions</b>	3 at Kansas City Chiefs, Jan 21, 2023 1 vs. Los Angeles Chargers, Jan 14, 2023		

**100-YARD RUSHING GAMES (5): REGULAR SEASON**

DATE	TEAM	ATT.	YDS.	AVG.	LG	TD
10/23/22	GIANTS	14	114	8.1	49	1
10/30/22	BRONCOS	24	156	6.5	49	1
11/06/22	RAIDERS	28	109	3.9	18	2
12/18/22	COWBOYS	19	103	5.4	16	0
01/01/23	at Texans	9	108	12.0	62t	1

**100-YARD RUSHING GAMES (1): POSTSEASON**

DATE	TEAM	ATT.	YDS.	AVG.	LG	TD
01/14/23	CHARGERS	20	109	5.5	25	0

**2023 GAME-BY-GAME REGULAR-SEASON STATISTICS (JAGUARS)**

DATE	OPPONENT	P/S	RUSHING						RECEIVING						W/L	SCORE
			NO.	YDS.	AVG.	LG	TD	NO.	YDS.	AVG.	LG	TD				
09/10	at Colts	S	18	77	4.3	26t	1	5	27	5.4	10	0	W	31-21		
09/17	Chiefs	S	12	40	3.3	9	0	2	2	1.0	3	0	L	9-17		
09/24	Texans	S	19	88	4.6	16	0	4	50	12.5	18	0	L	17-37		
<b>2023 TOTALS</b>			<b>3-3</b>	<b>49</b>	<b>205</b>	<b>4.2</b>	<b>26T</b>	<b>1</b>	<b>11</b>	<b>79</b>	<b>7.2</b>	<b>18</b>	<b>0</b>	<b>1-2</b>		





**2022 GAME-BY-GAME REGULAR-SEASON STATISTICS (JAGUARS)**

DATE	OPPONENT	P/S	RUSHING					RECEIVING					W/L	SCORE
			NO.	YDS.	AVG.	LG	TD	NO.	YDS.	AVG.	LG	TD		
09/11	at Commanders	P	4	47	11.8	27	0	2	18	9.0	23	0	L	22-28
09/18	Colts	P	9	20	2.2	6	0	3	33	11.0	14	0	W	24-0
09/25	at Chargers	P	13	45	3.5	9	0	3	30	10.0	16	0	W	38-10
10/02	at Eagles	P	8	32	4.0	11	0	0	0	0.0	0	0	L	21-29
10/09	Texans	P	10	71	7.1	30	0	3	43	14.3	20	0	L	6-13
10/16	at Colts	S	10	86	8.6	48	0	2	22	11.0	22	0	L	27-34
10/23	Giants	S	14	114	8.1	49	1	1	5	5.0	5	0	L	17-23
10/30	Broncos	S	24	156	6.5	49	1	3	6	2.0	6	0	L	17-21
11/06	Raiders	S	28	109	3.9	18	2	2	17	8.5	9	0	W	27-20
11/13	at Chiefs	S	11	45	4.1	10	0	3	28	9.3	24	0	L	17-27
11/27	Ravens	S	2	3	1.5	3	0	0	0	0.0	0	0	W	28-27
12/04	at Lions	S	13	54	4.2	13	0	3	12	4.0	13	0	L	14-40
12/11	at Titans	S	17	32	1.9	7	0	0	0	0.0	0	0	W	36-22
12/18	Cowboys	S	19	103	5.4	16	0	2	24	12.0	13	0	W	40-34+
12/22	at Jets	S	22	83	3.8	19	0	3	29	9.7	22	0	W	19-3
01/01	at Texans	S	9	108	12.0	62t	1	3	32	10.7	30	0	W	31-3
01/07	Titans	S	7	17	2.4	7	0	2	17	8.5	9	0	W	20-16
<b>2022 TOTALS</b>		<b>17-12</b>	<b>220</b>	<b>1,125</b>	<b>5.1</b>	<b>62T</b>	<b>5</b>	<b>35</b>	<b>316</b>	<b>9.0</b>	<b>30</b>	<b>0</b>	<b>9-8</b>	

+ - Overtime

**2022 GAME-BY-GAME POSTSEASON STATISTICS (JAGUARS)**

DATE	OPPONENT	P/S	RUSHING					RECEIVING					W/L	SCORE
			NO.	YDS.	AVG.	LG	TD	NO.	YDS.	AVG.	LG	TD		
01/14	Chargers	S	20	109	5.5	25	0	1	12	12.0	12	0	W	31-30
01/21	at Chiefs	S	10	62	6.2	19	1	3	18	6.0	9	0	L	20-27
<b>2022 TOTALS</b>		<b>2-2</b>	<b>30</b>	<b>171</b>	<b>5.7</b>	<b>25</b>	<b>1</b>	<b>4</b>	<b>30</b>	<b>7.5</b>	<b>12</b>	<b>0</b>	<b>1-1</b>	





# LUKE FARRELL | 89

**POSITION:** TIGHT END  
**HT:** 6-5 | **WT:** 250 | **DOB:** 10-14-1997  
**COLLEGE:** OHIO STATE  
**HOMETOWN:** PERRY, OHIO  
**ACQ:** D5-'21  
**EXP:** 3rd YEAR

@LukeFarrell89  
 @lukefarrell89

## KEY TRANSACTIONS

- Originally selected by Jacksonville in the fifth round (145th overall) in the 2021 Draft

## PRO

### 2023 (Jaguars)

- 9/24 vs. HOU:** Started at tight end and posted one reception for four yards... Also saw action on special teams
- 9/17 vs. K.C.:** Saw action at tight end and on special teams
- 9/10 at IND:** Saw action at tight end

### 2022 (Jaguars)

- Saw action in 15 regular season games with four starts and two postseason games... In the regular season he recorded seven receptions for 56 yards
- 1/7 vs. TEN:** Saw action at tight end and on special teams and caught one pass for 11 yards
- 12/4 at DET:** Saw action at tight end and on special teams... Caught one pass for 3 yards
- 11/6 vs. L.V.:** Saw action at tight end and on special teams... Caught one pass for 15 yards

### 2021 (Jaguars)

- Finished his rookie campaign with four starts in 15 games played... Compiled seven receptions for 56 yards
- 9/30 at CIN:** Started at tight end for the first time in his career... Recorded a 7-yard reception
- 9/19 vs DEN:** Saw action on offense and special teams in home debut... Recorded a 6-yard catch, his first career reception
- 9/12 at HOU:** Appeared on offense and special teams in NFL debut

## COLLEGE

- Played in 44 games for the Buckeyes and started 32 times
- Collegiate totals include 34 career receptions for 380 yards, four touchdowns and an 11.2 yards per reception average
- In 2020, caught a touchdown in the College Football Playoff semifinal versus Clemson

## PERSONAL

- Farrell was an Associated Press All-State selection as a senior in 2015 after catching 33 passes for 446 yards at Perry High School
- The ninth tight end to be drafted in Jaguars history
- Graduated with his degree in human development and family studies
- Is the son of Kelly and Matt Farrell
- Has an older brother, Nolan, who attended Ohio State, and a sister, Celeste
- His favorite movie is The Big Lebowski

### LUKE FARRELL'S NFL REGULAR SEASON RUSHING/RECEIVING STATISTICS

DATE	TEAM	GP	GS	RECEIVING					RUSHING				
				NO.	YDS.	AVG.	LG	TD	NO.	YDS.	AVG.	LG	TD
2021	Jaguars	15	4	7	56	8.0	21	0	0	0	0.0	0	0
2022	Jaguars	17	0	4	40	10.0	15	0	0	0	0.0	0	0
2023	Jaguars	3	1	1	4	4.0	4	0	0	0	0.0	0	0
<b>NFL TOTALS</b>		<b>35</b>	<b>5</b>	<b>12</b>	<b>100</b>	<b>8.3</b>	<b>21</b>	<b>0</b>	<b>0</b>	<b>0</b>	<b>0.0</b>	<b>0</b>	<b>0</b>

### LUKE FARRELL'S NFL POSTSEASON RUSHING/RECEIVING STATISTICS

DATE	TEAM	GP	GS	RECEIVING					RUSHING				
				NO.	YDS.	AVG.	LG	TD	NO.	YDS.	AVG.	LG	TD
2022	Jaguars	2	0	0	0	0.0	0	0	0	0	0.0	0	0
<b>NFL TOTALS</b>		<b>2</b>	<b>0</b>	<b>0</b>	<b>0</b>	<b>0.0</b>	<b>0</b>	<b>0</b>	<b>0</b>	<b>0</b>	<b>0.0</b>	<b>0</b>	<b>0</b>

### SINGLE-GAME HIGHS: RECEIVING

<b>Receptions</b>	1 at New England Patriots, Jan 02, 2022 1 at Seattle Seahawks, Oct 31, 2021 ...5 more at 1.	<b>Longest Receptions</b>	21 vs. Miami Dolphins, Oct 17, 2021 15 vs. Las Vegas Raiders, Nov 06, 2022 21 vs. Miami Dolphins, Oct 17, 2021
<b>Receiving Yards</b>	21 vs. Miami Dolphins, Oct 17, 2021 13 vs. Tennessee Titans, Oct 10, 2021	<b>All-Purpose Yards</b>	21 vs. Miami Dolphins, Oct 17, 2021 13 vs. Tennessee Titans, Oct 10, 2021



**2023 GAME-BY-GAME REGULAR-SEASON STATISTICS (JAGUARS)**

DATE	OPPONENT	P/S	RECEIVING					RUSHING					W/L	SCORE
			NO.	YDS.	AVG.	LG	TD	NO.	YDS.	AVG.	LG	TD		
09/10	at Colts	P	0	0	0.0	0	0	0	0	0.0	0	0	W	31-21
09/17	Chiefs	P	0	0	0.0	0	0	0	0	0.0	0	0	L	9-17
09/24	Texans	S	1	4	4.0	4	0	0	0	0.0	0	0	L	17-37
<b>2023 TOTALS</b>		<b>3-1</b>	<b>1</b>	<b>4</b>	<b>4.0</b>	<b>4</b>	<b>0</b>	<b>0</b>	<b>0</b>	<b>0.0</b>	<b>0</b>	<b>0</b>	<b>1-2</b>	

**2022 GAME-BY-GAME REGULAR-SEASON STATISTICS (JAGUARS)**

DATE	OPPONENT	P/S	RECEIVING					RUSHING					W/L	SCORE
			NO.	YDS.	AVG.	LG	TD	NO.	YDS.	AVG.	LG	TD		
09/11	at Commanders	P	0	0	0.0	0	0	0	0	0.0	0	0	L	22-28
09/18	Colts	P	0	0	0.0	0	0	0	0	0.0	0	0	W	24-0
09/25	at Chargers	P	0	0	0.0	0	0	0	0	0.0	0	0	W	38-10
10/02	at Eagles	P	0	0	0.0	0	0	0	0	0.0	0	0	L	21-29
10/09	Texans	P	0	0	0.0	0	0	0	0	0.0	0	0	L	6-13
10/16	at Colts	P	1	11	11.0	11	0	0	0	0.0	0	0	L	27-34
10/23	Giants	P	0	0	0.0	0	0	0	0	0.0	0	0	L	17-23
10/30	Broncos	P	0	0	0.0	0	0	0	0	0.0	0	0	L	17-21
11/06	Raiders	P	1	15	15.0	15	0	0	0	0.0	0	0	W	27-20
11/13	at Chiefs	P	0	0	0.0	0	0	0	0	0.0	0	0	L	17-27
11/27	Ravens	P	0	0	0.0	0	0	0	0	0.0	0	0	W	28-27
12/04	at Lions	P	1	3	3.0	3	0	0	0	0.0	0	0	L	14-40
12/11	at Titans	P	0	0	0.0	0	0	0	0	0.0	0	0	W	36-22
12/18	Cowboys	P	0	0	0.0	0	0	0	0	0.0	0	0	W	40-34+
12/22	at Jets	P	0	0	0.0	0	0	0	0	0.0	0	0	W	19-3
01/01	at Texans	P	0	0	0.0	0	0	0	0	0.0	0	0	W	31-3
01/07	Titans	P	1	11	11.0	11	0	0	0	0.0	0	0	W	20-16
<b>2022 TOTALS</b>		<b>17-0</b>	<b>4</b>	<b>40</b>	<b>10.0</b>	<b>15</b>	<b>0</b>	<b>0</b>	<b>0</b>	<b>0.0</b>	<b>0</b>	<b>0</b>	<b>9-8</b>	

+ - Overtime

**2022 GAME-BY-GAME POSTSEASON STATISTICS (JAGUARS)**

DATE	OPPONENT	P/S	RECEIVING					RUSHING					W/L	SCORE
			NO.	YDS.	AVG.	LG	TD	NO.	YDS.	AVG.	LG	TD		
01/14	Chargers	P	0	0	0.0	0	0	0	0	0.0	0	0	W	31-30
01/21	at Chiefs	P	0	0	0.0	0	0	0	0	0.0	0	0	L	20-27
<b>2022 TOTALS</b>		<b>2-0</b>	<b>0</b>	<b>0</b>	<b>0.0</b>	<b>0</b>	<b>0</b>	<b>0</b>	<b>0</b>	<b>0.0</b>	<b>0</b>	<b>0</b>	<b>1-1</b>	





# FOLORUNSO FATUKASI | 94

POSITION: DEFENSIVE LINEMAN

HT: 6-4 | WT: 318 | DOB: 3-4-1995

COLLEGE: CONNECTICUT

HOMETOWN: FAR ROCKAWAY, N.Y.

ACQ: UFA (NYJ)-'22

EXP: 6th YEAR

@mr.fatukasi

## KEY TRANSACTIONS

- Originally selected by the New York Jets in the 6th round (180th overall) in the 2018 draft
- Signed by Jacksonville as an unrestricted free agent on 3/17/22

## PRO

### 2023 (Jaguars)

- 9/24 vs. HOU:** Started on the defensive line and posted two solo tackles, including a tackle for loss
- 9/17 vs. K.C.:** Started on the defensive line and appeared on special teams
- 9/10 at IND:** Started on the defensive line and recorded three total tackles with one quarterback hit

### 2022 (Jaguars)

- Saw action in 14 regular season games with 13 starts and both postseason games... He posted 24 tackles (13 solo), a career-high three passes defended, two tackles for loss, and 1.5 sacks... In the postseason he posted five tackles (one solo) and one quarterback hit
- 12/11 at TEN:** Started at defensive end and recorded one solo tackle and 1.0 sack
- 10/30 vs. DEN:** Started at defensive end and recorded five total tackles (one solo) and one pass defended
- 9/18 vs. IND:** Started on the defensive line and recorded one solo tackle and one pass defended
- 9/11 at WAS:** Started at defensive tackle and recorded three solo tackles and one pass defended

### 2021 (Jets)

- Started in 15 games and finished the season with 46 tackles, including five tackles for loss
- Registered a single-season career high with 15 quarterback pressures
- 1/22 vs. T.B.:** Tallied four tackles, including two tackles for loss

### 2020 (Jets)

- Played in 15 games with eight starts and recorded 42 total tackles, 2.0 sacks, two passes defended, one fumble recovery and one forced fumble
- 12/13 at SEA:** Recorded two tackles for loss and two quarterback hits

### 2019 (Jets)

- Saw action in 14 games and tallied 27 total tackles, 1.0 sack and one pass defended
- 12/22 vs. PIT:** Recorded four tackles and 1.0 sack

### 2018 (Jets)

- Saw action in one game

## COLLEGE

- In 2016, started all 12 games at defensive tackle... Completed the season with 43 tackles, 2.5 tackles for loss, three sacks, four quarterback hurries and a blocked kick... Set a new career-high with 10 tackles and recorded a sack at ECU (Oct. 29)
- In 2015, named All-American Athletic Conference honorable mention. Also led the team with eight tackles for a loss and was third in sacks with seven
- Played in all 12 games on the defensive line in 2014 and posted 31 tackles, including three tackles for loss

## PERSONAL

- Selected by his teammates as a defensive captain at the start of the 2021 season
- Recipient of the Dennis Byrd Most Inspirational Player
- 2019 Kyle Clifton "Good Guy" Award winner
- A communication sciences major
- His younger brother Olakunle attended Rutgers University and currently plays for the New England Patriots

## FOLORUNSO FATUKASI'S NFL REGULAR SEASON DEFENSIVE STATISTICS

DATE	TEAM	GP	GS	TACKLES							INTERCEPTIONS					O. FUMB					ST				MISC			
				TK	S	A	TFL	YDS	SK	YDS	QBH	NO	YDS	LG	TD	PD	FF	FR	TD	YDS	TK	S	A	FF	FR	S	A	
2018	Jets	1	0	0	0	0	0	0	0	0.0	0.0	0	0	0	0	0	0	0	0	0	0	0	0	0	0	0	0	0
2019	Jets	14	0	27	14	13	7	20	1.0	5.0	3	0	0	0	0	1	0	0	0	0	0	0	0	0	0	0	0	0
2020	Jets	15	8	42	22	20	6	16	2.0	7.0	5	0	0	0	0	2	1	1	0	2	0	0	0	0	0	0	0	0
2021	Jets	15	15	45	25	20	5	24	0.0	0.0	5	0	0	0	0	0	0	0	0	0	0	0	0	0	0	0	0	0
2022	Jaguars	14	13	24	13	11	2	5	1.5	5.5	3	0	0	0	0	3	0	0	0	0	0	0	0	0	0	0	0	0
2023	Jaguars	3	3	5	4	1	1	0	0.0	0.0	1	0	0	0	0	0	0	0	0	0	0	0	0	0	0	0	0	0
<b>NFL TOTALS</b>		<b>62</b>	<b>39</b>	<b>143</b>	<b>78</b>	<b>65</b>	<b>21</b>	<b>65</b>	<b>4.5</b>	<b>17.5</b>	<b>17</b>	<b>0</b>	<b>0</b>	<b>0</b>	<b>0</b>	<b>6</b>	<b>1</b>	<b>1</b>	<b>0</b>	<b>2</b>	<b>0</b>	<b>0</b>	<b>0</b>	<b>0</b>	<b>0</b>	<b>0</b>	<b>0</b>	<b>0</b>



**FOLORUNSO FATUKASI'S NFL POSTSEASON DEFENSIVE STATISTICS**

DATE	TEAM	GP	TACKLES							INTERCEPTIONS						O. FUMB				ST				MISC			
			GS	TK	S	A	TFL	YDS	SK	YDS	QBH	NO	YDS	LG	TD	PD	FF	FR	TD	YDS	TK	S	A	FF	FR	S	A
2022	Jaguars	2	0	5	1	4	0	0	0.5	3.5	1	0	0	0	0	0	0	0	0	0	0	0	0	0	0	0	0
<b>NFL TOTALS</b>		<b>2</b>	<b>0</b>	<b>5</b>	<b>1</b>	<b>4</b>	<b>0</b>	<b>0</b>	<b>0.5</b>	<b>3.5</b>	<b>1</b>	<b>0</b>	<b>0</b>	<b>0</b>	<b>0</b>	<b>0</b>	<b>0</b>	<b>0</b>	<b>0</b>	<b>0</b>	<b>0</b>	<b>0</b>	<b>0</b>	<b>0</b>	<b>0</b>	<b>0</b>	

**SINGLE-GAME HIGHS: DEFENSIVE**

<b>Total Tackles</b>	7 vs. New England Patriots, Nov 09, 2020 6 at Los Angeles Chargers, Nov 22, 2020	<b>Forced Fumbles</b>	1 vs. New England Patriots, Nov 09, 2020
<b>Solo Tackles</b>	4 vs. Tampa Bay Buccaneers, Jan 02, 2022 4 vs. Tennessee Titans, Oct 03, 2021 ...1 more at 4.	<b>Fumble Recoveries</b>	1 vs. Cleveland Browns, Dec 27, 2020
<b>Sacks</b>	1.0 at Tennessee Titans, Dec 11, 2022 1.0 at Seattle Seahawks, Dec 13, 2020 ...2 more at 1.0.	<b>Tackles For Loss</b>	2 vs. Tampa Bay Buccaneers, Jan 02, 2022 2 at Seattle Seahawks, Dec 13, 2020 ...1 more at 2.
<b>Passes Defensed</b>	1 vs. Indianapolis Colts, Sep 18, 2022 1 at Washington Commanders, Sep 11, 2022 ...3 more at 1.	<b>Longest Opp Fumble Return</b>	2 vs. Cleveland Browns, Dec 27, 2020

**SINGLE-GAME HIGHS - POSTSEASON: DEFENSIVE**

<b>Total Tackles</b>	3 at Kansas City Chiefs, Jan 21, 2023 2 vs. Los Angeles Chargers, Jan 14, 2023	<b>Sacks</b>	0.5 vs. Los Angeles Chargers, Jan 14, 2023
<b>Solo Tackles</b>	1 at Kansas City Chiefs, Jan 21, 2023		

**2023 GAME-BY-GAME REGULAR-SEASON STATISTICS (JAGUARS)**

DATE	OPPONENT	P/S	TACKLES							INTERCEPTIONS						O. FUMB				ST				MISC				
			TK	S	A	SK	YDS	TFL	YDS	QBH	NO	YDS	LG	TD	PD	FF	FR	TD	YDS	TK	S	A	FF	FR	S	A	W/L	SCORE
09/10	at Colts	S	3	2	1	0.0	0.0	0	0	1	0	0	0	0	0	0	0	0	0	0	0	0	0	0	0	0	W	31-21
09/17	Chiefs	S	0	0	0	0.0	0.0	0	0	0	0	0	0	0	0	0	0	0	0	0	0	0	0	0	0	L	9-17	
09/24	Texans	S	2	2	0	0.0	0.0	1	0	0	0	0	0	0	0	0	0	0	0	0	0	0	0	0	0	L	17-37	
<b>2023 TOTALS</b>		<b>3-3</b>	<b>5</b>	<b>4</b>	<b>1</b>	<b>0.0</b>	<b>0.0</b>	<b>1</b>	<b>0</b>	<b>1</b>	<b>0</b>	<b>0</b>	<b>0</b>	<b>0</b>	<b>0</b>	<b>0</b>	<b>0</b>	<b>0</b>	<b>0</b>	<b>0</b>	<b>0</b>	<b>0</b>	<b>0</b>	<b>0</b>	<b>0</b>	<b>1-2</b>		

**2022 GAME-BY-GAME REGULAR-SEASON STATISTICS (JAGUARS)**

DATE	OPPONENT	P/S	TACKLES							INTERCEPTIONS						O. FUMB				ST				MISC				
			TK	S	A	SK	YDS	TFL	YDS	QBH	NO	YDS	LG	TD	PD	FF	FR	TD	YDS	TK	S	A	FF	FR	S	A	W/L	SCORE
09/11	at Commanders	S	3	3	0	0.0	0.0	0	0	0	0	0	0	0	1	0	0	0	0	0	0	0	0	0	0	0	L	22-28
09/18	Colts	S	1	1	0	0.0	0.0	0	0	0	0	0	0	0	1	0	0	0	0	0	0	0	0	0	0	W	24-0	
09/25	at Chargers	S	0	0	0	0.0	0.0	0	0	0	0	0	0	0	0	0	0	0	0	0	0	0	0	0	0	W	38-10	
10/02	at Eagles	S	0	0	0	0.0	0.0	0	0	0	0	0	0	0	0	0	0	0	0	0	0	0	0	0	0	L	21-29	
10/09	Texans																									L	6-13	
10/16	at Colts																									L	27-34	
10/23	Giants	P	3	3	0	0.0	0.0	0	0	0	0	0	0	0	0	0	0	0	0	0	0	0	0	0	0	L	17-23	
10/30	Broncos	S	5	1	4	0.0	0.0	0	0	0	0	0	0	0	1	0	0	0	0	0	0	0	0	0	0	L	17-21	
11/06	Raiders	S	3	1	2	0.0	0.0	0	0	0	0	0	0	0	0	0	0	0	0	0	0	0	0	0	0	W	27-20	
11/13	at Chiefs	S	2	2	0	0.0	0.0	1	1	0	0	0	0	0	0	0	0	0	0	0	0	0	0	0	0	L	17-27	
11/27	Ravens	S	1	1	0	0.0	0.0	0	0	0	0	0	0	0	0	0	0	0	0	0	0	0	0	0	0	W	28-27	
12/04	at Lions	S	2	0	2	0.0	0.0	0	0	0	0	0	0	0	0	0	0	0	0	0	0	0	0	0	0	L	14-40	
12/11	at Titans	S	1	1	0	1.0	4.0	1	4	1	0	0	0	0	0	0	0	0	0	0	0	0	0	0	0	W	36-22	
12/18	Cowboys	S	1	0	1	0.5	1.5	0	0	1	0	0	0	0	0	0	0	0	0	0	0	0	0	0	0	W	40-34+	
12/22	at Jets																									W	19-3	
01/01	at Texans	S	0	0	0	0.0	0.0	0	0	1	0	0	0	0	0	0	0	0	0	0	0	0	0	0	0	W	31-3	
01/07	Titans	S	2	0	2	0.0	0.0	0	0	0	0	0	0	0	0	0	0	0	0	0	0	0	0	0	0	W	20-16	
<b>2022 TOTALS</b>		<b>14-13</b>	<b>24</b>	<b>13</b>	<b>11</b>	<b>1.5</b>	<b>5.5</b>	<b>2</b>	<b>5</b>	<b>3</b>	<b>0</b>	<b>0</b>	<b>0</b>	<b>0</b>	<b>3</b>	<b>0</b>	<b>0</b>	<b>0</b>	<b>0</b>	<b>0</b>	<b>0</b>	<b>0</b>	<b>0</b>	<b>0</b>	<b>0</b>	<b>9-8</b>		

+ - Overtime

**2022 GAME-BY-GAME POSTSEASON STATISTICS (JAGUARS)**

DATE	OPPONENT	P/S	TACKLES							INTERCEPTIONS						O. FUMB				ST				MISC				
			TK	S	A	SK	YDS	TFL	YDS	QBH	NO	YDS	LG	TD	PD	FF	FR	TD	YDS	TK	S	A	FF	FR	S	A	W/L	SCORE
01/14	Chargers	P	2	0	2	0.5	3.5	0	0	1	0	0	0	0	0	0	0	0	0	0	0	0	0	0	0	0	W	31-30
01/21	at Chiefs	P	3	1	2	0.0	0.0	0	0	0	0	0	0	0	0	0	0	0	0	0	0	0	0	0	0	L	20-27	
<b>2022 TOTALS</b>		<b>2-0</b>	<b>5</b>	<b>1</b>	<b>4</b>	<b>0.5</b>	<b>3.5</b>	<b>0</b>	<b>0</b>	<b>1</b>	<b>0</b>	<b>0</b>	<b>0</b>	<b>0</b>	<b>0</b>	<b>0</b>	<b>0</b>	<b>0</b>	<b>0</b>	<b>0</b>	<b>0</b>	<b>0</b>	<b>0</b>	<b>0</b>	<b>0</b>	<b>1-1</b>		





# LUKE FORTNER | 79

**POSITION:** OFFENSIVE LINEMAN  
**HT:** 6-4 | **WT:** 307 | **DOB:** 5-15-1998  
**COLLEGE:** KENTUCKY  
**HOMETOWN:** SYLVANIA, OHIO  
**ACQ:** D3-'22  
**EXP:** 2nd YEAR

@lukefortner79  
 @lfort79

## KEY TRANSACTIONS

- Originally drafted by Jacksonville in the third round (65th overall) in the 2022 draft

## PRO

### 2023 (Jaguars)

- 9/24 vs. HOU:** Started at center and played all 73 offensive snaps and one play on special teams
- 9/17 vs. K.C.:** Started at center and played all 67 offensive snaps
- 9/10 at IND:** Started at center and played all 70 offensive snaps

### 2022 (Jaguars)

- Started all 17 regular season games and both postseason games... He did not miss an offensive snap in all 19 games he appeared in
- 1/21 at K.C.:** Started at center and played all 61 offensive snaps and four special teams snaps
- 1/14 vs. LAC:** Started at center during his first playoff appearance and played all 74 offensive snaps and three special teams snaps
- 9/25 at LAC:** Started at center and played all 76 offensive snaps and six special teams snaps

## COLLEGE

- Played in 55 career games with 36 consecutive starts
- Elected as a team captain in his sixth season and finished as a Campbell trophy finalist
- In 2020, started in all 10 games he appeared in
- During his junior season in 2019, started 13 games at right guard
- In 2018 appeared in 11 of 13 games... Blocked for All-SEC and All-American running back, Benny Snell Jr., UK's all-time leading rusher and the first player in school history to rush for 1,000 yards in three straight seasons
- As a redshirt freshman in 2017, saw action in eight games

## PERSONAL

- Graduated from Kentucky in December of 2019 with a degree in mechanical engineering ... Completed his master's degree requirements in aerospace engineering and officially graduated in May of 2022
- Uncle, Don Svec, played football at Youngstown St.
- Along with other UK engineering students and a team of Toyota Manufacturing engineers, Fortner worked for months to help design, test and manufacture a specially-built push cart vehicle through a project called "Lift Them Up"... The push cart vehicle provided a Kentucky Children's Hospital patient the chance to both accompany the Wildcats on the Cat Walk and attend a game at Kroger Field
- His favorite athlete growing up was Cleveland Browns offensive lineman Joe Thomas

### LUKE FORTNER'S NFL REGULAR SEASON STATISTICS

DATE	TEAM	GP	GS
2022	Jaguars	17	17
2023	Jaguars	3	3
<b>NFL TOTALS</b>		<b>20</b>	<b>20</b>

### LUKE FORTNER'S NFL POSTSEASON STATISTICS

DATE	TEAM	GP	GS
2022	Jaguars	2	2
<b>NFL TOTALS</b>		<b>2</b>	<b>2</b>

### 2023 GAME-BY-GAME REGULAR-SEASON STATISTICS (JAGUARS)

DATE	OPPONENT	P/S	W/L	SCORE
09/10	at Colts	S	W	31-21
09/17	Chiefs	S	L	9-17
09/24	Texans	S	L	17-37
<b>2023 TOTALS</b>			<b>1-2</b>	



**2022 GAME-BY-GAME REGULAR-SEASON STATISTICS (JAGUARS)**


DATE	OPPONENT	P/S	W/L	SCORE
09/11	at Commanders	S	L	22-28
09/18	Colts	S	W	24-0
09/25	at Chargers	S	W	38-10
10/02	at Eagles	S	L	21-29
10/09	Texans	S	L	6-13
10/16	at Colts	S	L	27-34
10/23	Giants	S	L	17-23
10/30	Broncos	S	L	17-21
11/06	Raiders	S	W	27-20
11/13	at Chiefs	S	L	17-27
11/27	Ravens	S	W	28-27
12/04	at Lions	S	L	14-40
12/11	at Titans	S	W	36-22
12/18	Cowboys	S	W	40-34+
12/22	at Jets	S	W	19-3
01/01	at Texans	S	W	31-3
01/07	Titans	S	W	20-16
<b>2022 TOTALS</b>		<b>17-17</b>	<b>9-8</b>	

+ - Overtime

**2022 GAME-BY-GAME POSTSEASON STATISTICS (JAGUARS)**

DATE	OPPONENT	P/S	W/L	SCORE
01/14	Chargers	S	W	31-30
01/21	at Chiefs	S	L	20-27
<b>2022 TOTALS</b>		<b>2-2</b>	<b>1-1</b>	





# ADAM GOTSIS | 96

POSITION: DEFENSIVE LINEMAN

HT: 6-4 | WT: 290 | DOB: 9-23-1992

COLLEGE: GEORGIA TECH

HOMETOWN: MELBOURNE, AUSTRALIA

ACQ: FA-'21

EXP: 8th YEAR

 @gotsis96

 @adamgotsis

## KEY TRANSACTIONS

- Originally drafted by Denver in the second round (63rd overall) of the 2016 NFL Draft
- Signed by Jacksonville on 8/2/20
- Re-signed by Jacksonville on 5/4/22

## PRO

### 2023 (Jaguars)

- **9/24 vs. HOU:** Started on the defensive line... Posted one tackle for loss and saw action on special teams
- **9/17 vs. K.C.:** Started on the defensive line... Recorded three total tackles with one quarterback hit... Saw action on special teams
- **9/10 at IND:** Recorded two solo tackles, one tackle for loss and one pass defended... Saw action on special teams

### 2022 (Jaguars)

- Saw action in 15 regular season games with one start and both postseason games... On defense he posted 17 tackles (eight solo), three tackles for loss, two passes defended and 1.5 sacks... Posted two solo tackles on special teams... In the postseason he recorded two tackles
- **1/7 vs. TEN:** Saw action on defense and special teams and posted two tackles (one solo), 0.5 sack, and one special teams tackle
- **10/2 at PHI:** Recorded four tackles, including 0.5 sack, two QB hits, and one pass defended
- **9/18 vs. IND:** Recorded two solo tackles, including 1.0 sack... Also had three QB hits

### 2021 (Jaguars)

- Finished the season with three starts in 16 games... Posted 27 total tackles (20 solo), 3.0 sacks, and seven QB hits
- **1/9 vs. IND:** Saw action along the defensive line and posted four solo tackles, including 1.0 sack
- **9/19 vs. DEN:** Saw action along the defensive line and recorded two total tackles (two solo) including 1.0 sack, and two QB hits

### 2020 (Jaguars)

- Saw action in all 16 games, starting 13... Totaled 37 tackles (18 solo), four tackles for loss, three passes defended and one forced fumble
- **10/18 vs. DET:** Started at defensive end and posted two tackles, including one tackle for loss and one pass defended
- **12/13 vs. TEN:** Made his 40th career start at defensive end, assisting on three tackles and notching one tackle for loss

### 2019 (Broncos)

- Appeared in nine games with three starts before missing the last three contests due to a knee injury

### 2018 (Broncos)

- Played in all 16 games and registered 38 tackles (25 solo), six passes defended and 3.0 sacks
- **12/15 vs. CLE:** Tied a career high with six tackles, including a strip sack and a fourth-down tackle for loss in the fourth quarter

### 2017 (Broncos)

- Totaled 41 tackles (28 solo), four passes defended and 2.0 sacks

### 2016 (Broncos)

- Tallied 14 tackles (five solo), one pass defended and one fumble recovery in his rookie season

## COLLEGE

- Appeared in 48 games (37 starts), totaling 110 tackles (69 solo), 12.5 sacks, two INTs, two fumble recoveries and four blocked kicks
- Named to the All-ACC Second Team by both the media and coaches as a junior

## PERSONAL

- Attended Kew High School in Abbotsford, Victoria, Australia
- Competed in Australian Rules Football for eight years before playing American Rules Football in the Gridiron Victoria (club league with 13 teams across the state of Victoria) for the Monash Warriors in Melbourne
- Became the highest-drafted Australian-born player in NFL history
- Has two sons named Ilias and Cassius





**ADAM GOTSIS' NFL REGULAR SEASON DEFENSIVE STATISTICS**

DATE	TEAM	GP	TACKLES							INTERCEPTIONS							O. FUMB					ST				MISC		
			GS	TK	S	A	TFL	YDS	SK	YDS	QBH	NO	YDS	LG	TD	PD	FF	FR	TD	YDS	TK	S	A	FF	FR	S	A	
2016	Broncos	16	0	14	5	9	0	0	0.0	0.0	3	0	0	0	0	1	0	1	0	0	0	0	0	0	0	0	0	
2017	Broncos	16	13	41	28	13	4	10	2.0	4.0	5	0	0	0	0	4	0	1	0	0	0	0	0	0	0	0	0	
2018	Broncos	16	12	38	25	13	4	16	3.0	17.0	7	0	0	0	0	6	2	1	0	0	0	0	0	0	0	0	0	
2019	Broncos	9	3	16	11	5	1	2	0.0	0.0	0	0	0	0	0	2	0	0	0	0	0	0	0	0	0	0	0	
2020	Jaguars	16	14	37	18	19	4	12	0.0	0.0	3	0	0	0	0	3	1	0	0	0	0	0	0	0	0	0	0	
2021	Jaguars	16	3	27	20	7	6	24	3.0	17.0	7	0	0	0	0	0	0	0	0	0	0	0	0	0	0	0	0	
2022	Jaguars	15	1	17	8	9	3	11	1.5	5.5	8	0	0	0	0	2	0	0	0	0	2	2	0	0	1	0	0	
2023	Jaguars	3	2	6	5	1	2	2	0.0	0.0	1	0	0	0	0	1	0	0	0	0	0	0	0	0	0	0	0	
<b>NFL TOTALS</b>		<b>107</b>	<b>48</b>	<b>196</b>	<b>120</b>	<b>76</b>	<b>24</b>	<b>77</b>	<b>9.5</b>	<b>43.5</b>	<b>34</b>	<b>0</b>	<b>0</b>	<b>0</b>	<b>0</b>	<b>19</b>	<b>3</b>	<b>3</b>	<b>0</b>	<b>0</b>	<b>0</b>	<b>2</b>	<b>2</b>	<b>0</b>	<b>0</b>	<b>1</b>	<b>0</b>	<b>0</b>

**ADAM GOTSIS' NFL POSTSEASON DEFENSIVE STATISTICS**

DATE	TEAM	GP	TACKLES							INTERCEPTIONS							O. FUMB					ST				MISC		
			GS	TK	S	A	TFL	YDS	SK	YDS	QBH	NO	YDS	LG	TD	PD	FF	FR	TD	YDS	TK	S	A	FF	FR	S	A	
2022	Jaguars	2	0	2	0	2	0	0	0.0	0.0	0	0	0	0	0	0	0	0	0	0	1	1	0	0	0	0	0	0
<b>NFL TOTALS</b>		<b>2</b>	<b>0</b>	<b>2</b>	<b>0</b>	<b>2</b>	<b>0</b>	<b>0</b>	<b>0.0</b>	<b>0.0</b>	<b>0</b>	<b>0</b>	<b>0</b>	<b>0</b>	<b>0</b>	<b>0</b>	<b>0</b>	<b>0</b>	<b>0</b>	<b>0</b>	<b>1</b>	<b>1</b>	<b>0</b>	<b>0</b>	<b>0</b>	<b>0</b>	<b>0</b>	<b>0</b>

**SINGLE-GAME HIGHS: DEFENSIVE**

<b>Total Tackles</b>	6 vs. Cleveland Browns, Dec 15, 2018 6 at Indianapolis Colts, Dec 14, 2017	<b>Fumble Recoveries</b>	1 at New York Jets, Oct 07, 2018 1 vs. New York Jets, Dec 10, 2017 ...1 more at 1.
<b>Solo Tackles</b>	5 vs. Cleveland Browns, Dec 15, 2018 5 vs. Los Angeles Chargers, Sep 11, 2017	<b>Tackles For Loss</b>	1 at Indianapolis Colts, Sep 10, 2023 1 at Indianapolis Colts, Oct 16, 2022 ...21 more at 1.
<b>Sacks</b>	1.0 vs. Indianapolis Colts, Sep 18, 2022 1.0 vs. Indianapolis Colts, Jan 09, 2022 ...7 more at 1.0.	<b>Special Teams Tackles</b>	1 vs. Tennessee Titans, Jan 07, 2023
<b>Passes Defensed</b>	2 vs. Seattle Seahawks, Sep 09, 2018 2 vs. Cincinnati Bengals, Nov 19, 2017	<b>Special Teams Fumble Recoveries</b>	1 at Kansas City Chiefs, Nov 13, 2022
<b>Forced Fumbles</b>	1 at Baltimore Ravens, Dec 20, 2020 1 vs. Cleveland Browns, Dec 15, 2018 ...1 more at 1.		

**SINGLE-GAME HIGHS - POSTSEASON: DEFENSIVE**

<b>Total Tackles</b>	1 at Kansas City Chiefs, Jan 21, 2023 1 vs. Los Angeles Chargers, Jan 14, 2023	<b>Special Teams Tackles</b>	1 at Kansas City Chiefs, Jan 21, 2023
----------------------	---	------------------------------	---------------------------------------

**2023 GAME-BY-GAME REGULAR-SEASON STATISTICS (JAGUARS)**

DATE	OPPONENT	P/S	TACKLES							INTERCEPTIONS							O. FUMB					ST				MISC			
			TK	S	A	SK	YDS	TFL	YDS	QBH	NO	YDS	LG	TD	PD	FF	FR	TD	YDS	TK	S	A	FF	FR	S	A	W/L	SCORE	
09/10	at Colts	P	2	2	0	0.0	0.0	1	0	0	0	0	0	0	0	1	0	0	0	0	0	0	0	0	0	0	0	W	31-21
09/17	Chiefs	S	3	2	1	0.0	0.0	0	0	1	0	0	0	0	0	0	0	0	0	0	0	0	0	0	0	0	0	L	9-17
09/24	Texans	S	1	1	0	0.0	0.0	1	2	0	0	0	0	0	0	0	0	0	0	0	0	0	0	0	0	0	0	L	17-37
<b>2023 TOTALS</b>		<b>3-2</b>	<b>6</b>	<b>5</b>	<b>1</b>	<b>0.0</b>	<b>0.0</b>	<b>2</b>	<b>2</b>	<b>1</b>	<b>0</b>	<b>0</b>	<b>0</b>	<b>0</b>	<b>0</b>	<b>1</b>	<b>0</b>	<b>0</b>	<b>0</b>	<b>0</b>	<b>0</b>	<b>0</b>	<b>0</b>	<b>0</b>	<b>0</b>	<b>0</b>	<b>0</b>	<b>0</b>	<b>1-2</b>

**2022 GAME-BY-GAME REGULAR-SEASON STATISTICS (JAGUARS)**

DATE	OPPONENT	P/S	TACKLES							INTERCEPTIONS							O. FUMB					ST				MISC		
			TK	S	A	SK	YDS	TFL	YDS	QBH	NO	YDS	LG	TD	PD	FF	FR	TD	YDS	TK	S	A	FF	FR	S	A	W/L/T	SCORE
09/11	at Commanders	P	1	1	0	0.0	0.0	0	0	0	0	0	0	0	0	0	0	0	0	0	0	0	0	0	0	0	L	22-28
09/18	Colts	P	2	2	0	1.0	4.0	1	4	3	0	0	0	0	0	0	0	0	0	0	0	0	0	0	0	0	W	24-0
09/25	at Chargers	P	1	1	0	0.0	0.0	1	3	0	0	0	0	0	0	0	0	0	0	0	0	0	0	0	0	0	W	38-10
10/02	at Eagles	P	4	0	4	0.5	1.5	0	0	2	0	0	0	0	1	0	0	0	0	0	0	0	0	0	0	0	L	21-29
10/09	Texans	S	1	1	0	0.0	0.0	0	0	0	0	0	0	0	1	0	0	0	0	0	0	0	0	0	0	0	L	6-13
10/16	at Colts	P	2	1	1	0.0	0.0	1	4	0	0	0	0	0	0	0	0	0	0	0	0	0	0	0	0	0	L	27-34
10/23	Giants																										L	17-23
10/30	Broncos																										L	17-21
11/06	Raiders	P	0	0	0	0.0	0.0	0	0	0	0	0	0	0	0	0	0	0	0	0	0	0	0	0	0	0	W	27-20
11/13	at Chiefs	P	1	0	1	0.0	0.0	0	0	0	0	0	0	0	0	0	0	0	0	0	0	0	0	1	0	0	L	17-27
11/27	Ravens	P	1	0	1	0.0	0.0	0	0	0	0	0	0	0	0	0	0	0	0	0	1	1	0	0	0	0	W	28-27
12/04	at Lions	P	0	0	0	0.0	0.0	0	0	0	0	0	0	0	0	0	0	0	0	0	0	0	0	0	0	0	L	14-40
12/11	at Titans	P	0	0	0	0.0	0.0	0	0	1	0	0	0	0	0	0	0	0	0	0	0	0	0	0	0	0	W	36-22
12/18	Cowboys	P	1	0	1	0.0	0.0	0	0	0	0	0	0	0	0	0	0	0	0	0	0	0	0	0	0	0	W	40-34+
12/22	at Jets	P	1	1	0	0.0	0.0	0	0	0	0	0	0	0	0	0	0	0	0	0	0	0	0	0	0	0	W	19-3
01/01	at Texans	P	0	0	0	0.0	0.0	0	0	2	0	0	0	0	0	0	0	0	0	0	0	0	0	0	0	0	W	31-3
01/07	Titans	P	2	1	1	0.0	0.0	0	0	0	0	0	0	0	0	0	0	0	0	0	1	1	0	0	0	0	W	20-16
<b>2022 TOTALS</b>		<b>15-1</b>	<b>17</b>	<b>8</b>	<b>9</b>	<b>1.5</b>	<b>5.5</b>	<b>3</b>	<b>11</b>	<b>8</b>	<b>0</b>	<b>0</b>	<b>0</b>	<b>0</b>	<b>2</b>	<b>0</b>	<b>0</b>	<b>0</b>	<b>0</b>	<b>2</b>	<b>2</b>	<b>0</b>	<b>0</b>	<b>1</b>	<b>0</b>	<b>0</b>	<b>9-8</b>	

+ - Overtime



**2022 GAME-BY-GAME POSTSEASON STATISTICS (JAGUARS)**

DATE	OPPONENT	P/S	TACKLES							INTERCEPTIONS					O. FUMB				ST				MISC		SCORE				
			TK	S	A	SK	YDS	TFL	YDS	QBH	NO	YDS	LG	TD	PD	FF	FR	TD	YDS	TK	S	A	FF	FR		S	A	W/L	
01/14	Chargers	P	1	0	1	0.0	0.0	0	0	0	0	0	0	0	0	0	0	0	0	0	0	0	0	0	0	0	0	W	31-30
01/21	at Chiefs	P	1	0	1	0.0	0.0	0	0	0	0	0	0	0	0	0	0	0	0	0	0	0	0	0	0	0	L	20-27	
<b>2022 TOTALS</b>		<b>2-0</b>	<b>2</b>	<b>0</b>	<b>2</b>	<b>0.0</b>	<b>0.0</b>	<b>0</b>	<b>0</b>	<b>0</b>	<b>0</b>	<b>0</b>	<b>0</b>	<b>0</b>	<b>0</b>	<b>0</b>	<b>0</b>	<b>0</b>	<b>0</b>	<b>0</b>	<b>0</b>	<b>0</b>	<b>0</b>	<b>0</b>	<b>0</b>	<b>0</b>	<b>1-1</b>		





# BLAKE HANCE | 73

**POSITION:** OFFENSIVE LINEMAN  
**HT:** 6-5 | **WT:** 310 | **DOB:** 1-11-1996  
**COLLEGE:** NORTHWESTERN  
**HOMETOWN:** JACKSONVILLE, ILL.  
**ACQ:** FA'23  
**EXP:** 3rd YEAR

blake\_hance

## KEY TRANSACTIONS

- Originally signed by Buffalo as a rookie free agent on 5/9/19
- Signed by Washington on 6/3/19
- Signed to Jacksonville's practice squad on 9/2/19
- Signed by the New York Jets on 9/23/20
- Signed by Cleveland on 1/2/21
- Re-signed by Cleveland on 4/13/22
- Claimed off waivers by San Francisco on 8/31/22
- Claimed off waivers by Jacksonville on 11/1/22

## PRO

### 2023 (Jaguars)

- **9/24 vs. HOU:** Saw action on special teams
- **9/17 vs. K.C.:** Saw action on special teams
- **9/10 at IND:** Saw action on the offensive line and on special teams

### Jaguars (2022)

- After joining the Jaguars roster in Week 8, he saw action in the remaining nine games and both postseason games
- **1/1 at HOU:** Saw action on offense and special teams
- **12/22 at NYJ:** Replaced OL Brandon Scherff after he briefly left the game with an ankle injury and saw action on special teams
- **12/4 at DET:** Saw action at guard and on special teams

### 49ers (2022)

- Played in seven games

### Browns (2021)

- Played in 17 games with eight starts

### 2020 (Jets)

- Spent the season on the Jets' practice squad

### 2019 (Commanders & Jaguars)

- Spent the season the Commanders and Jaguars' practice squad

## COLLEGE

- Appeared in 51 games with 46 starts in four years at Northwestern
- Started all 13 games in 2017, four at left guard and nine at left tackle
- Started 8 games as a freshman in 2015 and was named to the Big Ten All-Freshman Team

## PERSONAL

- Attended Jacksonville High School in Illinois where he earned four varsity letters as a tight end, defensive end, and long snapper
- Recorded 113 catches for 1,459 yards and seven touchdowns as well as 104 tackles and 9.0 sacks
- Also played four years of varsity basketball, earning the team's offensive MVP honor and was a two-year starting pitcher in varsity baseball
- Earned an undergraduate degree in economics and master's degree in management studies

### BLAKE HANCE'S NFL REGULAR SEASON STATISTICS

DATE	TEAM	GP	GS
2019	Redskins	0	0
2020	Jets	0	0
2021	Browns	17	8
2022	49ers	7	0
Went from <b>San Francisco</b> to <b>Jacksonville</b> .			
2022	Jaguars	9	0
2022	TOTAL	16	0
2023	Jaguars	3	0
<b>NFL TOTALS</b>		<b>36</b>	<b>8</b>



**BLAKE HANCE'S NFL POSTSEASON STATISTICS**

DATE	TEAM	GP	GS
2020	Browns	2	0
2022	Jaguars	2	0
<b>NFL TOTALS</b>		<b>4</b>	<b>0</b>

**2023 GAME-BY-GAME REGULAR-SEASON STATISTICS (JAGUARS)**

DATE	OPPONENT	P/S	W/L	SCORE
09/10	at Colts	P	W	31-21
09/17	Chiefs	P	L	9-17
09/24	Texans	P	L	17-37
<b>2023 TOTALS</b>		<b>3-0</b>	<b>1-2</b>	

**2022 GAME-BY-GAME REGULAR-SEASON STATISTICS (49ERS/JAGUARS)**

DATE	OPPONENT	P/S	W/L	SCORE
09/11	at Bears	P	L	10-19
09/18	Seahawks	P	W	27-7
09/25	at Broncos	P	L	10-11
10/03	Rams	P	W	24-9
10/09	at Panthers	P	W	37-15
10/16	at Falcons	P	L	14-28
10/23	Chiefs	P	L	23-44
10/30	at Rams		W	31-14
NOT ON ROSTER Went from <b>49ers</b> to <b>Jaguars</b> .				
11/06	Raiders	P	W	27-20
11/13	at Chiefs	P	L	17-27
11/27	Ravens	P	W	28-27
12/04	at Lions	P	L	14-40
12/11	at Titans	P	W	36-22
12/18	Cowboys	P	W	40-34+
12/22	at Jets	P	W	19-3
01/01	at Texans	P	W	31-3
01/07	Titans	P	W	20-16
<b>2022 TOTALS</b>		<b>16-0</b>	<b>11-6</b>	

+ - Overtime

**2022 GAME-BY-GAME POSTSEASON STATISTICS (JAGUARS)**

DATE	OPPONENT	P/S	W/L	SCORE
01/14	Chargers	P	W	31-30
01/21	at Chiefs	P	L	20-27
<b>2022 TOTALS</b>		<b>2-0</b>	<b>1-1</b>	





# ANTON HARRISON | 77

POSITION: OFFENSIVE LINEMAN

HT: 6-4 | WT: 315 | DOB: 2-2-2002

COLLEGE: OKLAHOMA

HOMETOWN: WASHINGTON, D.C.

ACQ: D1-'23

EXP: R

Ayee\_Tonn

ayeetonn

## KEY TRANSACTIONS

- Originally drafted by Jacksonville in the first round (27th overall) of the 2023 Draft

## PRO

### 2023 (Jaguars)

- 9/24 vs. HOU:** Started at right tackle... Left the game with an ankle injury in the second half
- 9/17 vs. K.C.:** Started at right tackle and played all 67 offensive snaps and three snaps on special teams
- 9/10 at IND:** Started at right tackle and played all 70 offensive snaps and five snaps on special teams in NFL debut

## COLLEGE

- Played in 34 career games and made 24 starts in three seasons
- Started 23 games at left tackle and one game at right tackle
- Named to the All-Big 12 First Team by the league's coaches and AP in 2022
- In 2022, allowed just one sack and no QB hits in 447 pass-blocking plays

## PERSONAL

- Was the No. 3 recruit in the Washington, D.C., area by Rivals, No. 4 by ESPN and No. 5 by 247Sports coming out of high school
- Was a dual athlete at Archbishop Carroll Catholic high school and was offered to play both basketball and football at the University of Maryland before deciding to commit to the University of Oklahoma
- Son of Andre Harrison and Crystal Wiley... Has two brothers Donte Harrison and Mehki Moore
- Majored in human relations

### ANTON HARRISON'S NFL REGULAR SEASON STATISTICS

DATE	TEAM	GP	GS
2023	Jaguars	3	3
<b>NFL TOTALS</b>		<b>3</b>	<b>3</b>

### 2023 GAME-BY-GAME REGULAR-SEASON STATISTICS (JAGUARS)

DATE	OPPONENT	P/S	W/L	SCORE
09/10	at Colts	S	W	31-21
09/17	Chiefs	S	L	9-17
09/24	Texans	S	L	17-37
<b>2023 TOTALS</b>		<b>3-3</b>	<b>1-2</b>	





# JAMYCAL HASTY | 22

**POSITION:** RUNNING BACK  
**HT:** 5-8 | **WT:** 205 | **DOB:** 9-12-1996  
**COLLEGE:** BAYLOR  
**HOMETOWN:** LONGVIEW, TEXAS  
**ACQ:** W (S.F.)-'22  
**EXP:** 4th YEAR

MycHasty  
 mycm Myers

## KEY TRANSACTIONS

- Originally signed with San Francisco on 4/28/20
- Signed to San Francisco's practice squad on 9/6/20
- Waived by San Francisco on 8/30/22
- Claimed off waivers by Jacksonville on 8/31/22

## PRO

### 2023 (Jaguars)

- **9/24 vs. HOU:** Inactive
- **9/17 vs. K.C.:** Inactive
- **9/10 at IND:** Inactive

### 2022 (Jaguars)

- Saw action in all 17 regular season games and both postseason games... In the regular season he recorded 46 rushing attempts for 194 yards and two touchdowns and posted 20 receptions for 126 yards and one touchdown... In the postseason he had four rush attempts for 36 yards
- **1/1 at HOU:** Saw action at running back and on special teams... Rushed for 33 yards on 10 attempts, including one touchdown... Caught six passes for 23 yards
- **11/27 vs. BAL:** Saw action at running back and rushed for 28 yards on 12 attempts... Caught five passes for 67 yards and the first touchdown reception of his career, which was also the longest reception of his career... Hasty finished with a career-high 95 scrimmage yards
- **10/16 at IND:** Saw action at running back and on special teams... Rushed for 57 yards on three attempts to tie his career-high and scored one touchdown on a career-long 61-yard run

### 2021 (49ers)

- Played in 11 games and rushed for 68 yards

### 2020 (49ers)

- Played in eight games and rushed for 148 yards

## COLLEGE

- 2019 All-Big 12 honorable mention
- Played in 45 games with 16 career starts
- Rushed for 1,998 yards on 386 attempts and 15 touchdowns for his career
- His 1,998 rushing yards are the 12th most in program history... His 485 receiving yards are the 10th most by a BU running back in school history and his 79 career receptions are the second-most by a BU running back in program history

## PERSONAL

- Graduated with a degree in health, kinesiology and leisure studies in August of 2018
- Favorite music genre is R&B

### JAMYCAL HASTY'S NFL REGULAR SEASON RUSHING/RECEIVING STATISTICS

DATE	TEAM	RUSHING							RECEIVING				
		GP	GS	NO.	YDS.	AVG.	LG	TD	NO.	YDS.	AVG.	LG	TD
2020	49ers	8	0	39	148	3.8	20	1	7	33	4.7	16	0
2021	49ers	11	0	16	68	4.3	21	1	23	157	6.8	23	0
2022	Jaguars	17	0	46	194	4.2	61t	2	20	126	6.3	28t	1
2023	Jaguars	0	0	0	0	0.0	0	0	0	0	0.0	0	0
<b>NFL TOTALS</b>		<b>36</b>	<b>0</b>	<b>101</b>	<b>410</b>	<b>4.1</b>	<b>61T</b>	<b>4</b>	<b>50</b>	<b>316</b>	<b>6.3</b>	<b>28T</b>	<b>1</b>

### JAMYCAL HASTY'S NFL POSTSEASON RUSHING/RECEIVING STATISTICS

DATE	TEAM	RUSHING							RECEIVING				
		GP	GS	NO.	YDS.	AVG.	LG	TD	NO.	YDS.	AVG.	LG	TD
2021	49ers	3	0	0	0	0.0	0	0	1	6	6.0	6	0
2022	Jaguars	2	0	4	36	9.0	23	0	1	7	7.0	7	0
<b>NFL TOTALS</b>		<b>5</b>	<b>0</b>	<b>4</b>	<b>36</b>	<b>9.0</b>	<b>23</b>	<b>0</b>	<b>2</b>	<b>13</b>	<b>6.5</b>	<b>7</b>	<b>0</b>



**JAMYCAL HASTY'S NFL REGULAR SEASON RETURN STATISTICS**

DATE	TEAM	KICKOFF RETURNS					PUNT RETURNS					
		RET.	YDS.	AVG.	LG	TD	NO.	FC	YDS.	AVG.	LG	TD
2020	49ers	3	57	19.0	21	0	0	0	0	0.0	0	0
2021	49ers	9	145	16.1	28	0	0	0	0	0.0	0	0
2022	Jaguars	4	97	24.3	29	0	0	0	0	0.0	0	0
2023	Jaguars	0	0	0.0	0	0	0	0	0	0.0	0	0
<b>NFL TOTALS</b>		<b>16</b>	<b>299</b>	<b>18.7</b>	<b>29</b>	<b>0</b>	<b>0</b>	<b>0</b>	<b>0</b>	<b>0.0</b>	<b>0</b>	<b>0</b>

**JAMYCAL HASTY'S NFL POSTSEASON RETURN STATISTICS**

DATE	TEAM	KICKOFF RETURNS					PUNT RETURNS					
		RET.	YDS.	AVG.	LG	TD	NO.	FC	YDS.	AVG.	LG	TD
2021	49ers	3	61	20.3	32	0	0	0	0	0.0	0	0
2022	Jaguars	0	0	0.0	0	0	0	0	0	0.0	0	0
<b>NFL TOTALS</b>		<b>3</b>	<b>61</b>	<b>20.3</b>	<b>32</b>	<b>0</b>	<b>0</b>	<b>0</b>	<b>0</b>	<b>0.0</b>	<b>0</b>	<b>0</b>

**SINGLE-GAME HIGHS: RUSHING/RECEIVING**

<b>Rush Attempts</b>	12 vs. Baltimore Ravens, Nov 27, 2022 12 at Seattle Seahawks, Nov 01, 2020	<b>All-Purpose Yards</b>	95 vs. Baltimore Ravens, Nov 27, 2022 74 vs. New York Giants, Oct 23, 2022
<b>Rushing Yards</b>	57 at Indianapolis Colts, Oct 16, 2022 57 at New England Patriots, Oct 25, 2020	<b>Kickoff Returns</b>	3 vs. New York Giants, Oct 23, 2022 3 at Cincinnati Bengals, Dec 12, 2021
<b>Rushing Average</b>	6.3 at New England Patriots, Oct 25, 2020 4.1 vs. Los Angeles Rams, Oct 18, 2020	<b>Kickoff Return Yards</b>	68 vs. New York Giants, Oct 23, 2022 63 at Cincinnati Bengals, Dec 12, 2021
<b>Longest Runs</b>	61 at Indianapolis Colts, Oct 16, 2022 21 at Philadelphia Eagles, Sep 19, 2021	<b>Longest Kickoff Return</b>	29 vs. Denver Broncos, Oct 30, 2022 28 vs. Houston Texans, Jan 02, 2022
<b>Rushing TDs</b>	1 at Detroit Lions, Sep 12, 2021 1 at Seattle Seahawks, Nov 01, 2020	<b>Kickoff Return Average</b>	22.7 vs. New York Giants, Oct 23, 2022 21.0 at Cincinnati Bengals, Dec 12, 2021
<b>Receptions</b>	6 at Houston Texans, Jan 01, 2023 5 vs. Baltimore Ravens, Nov 27, 2022	<b>Special Teams Tackles</b>	1 vs. Houston Texans, Jan 02, 2022 1 at Seattle Seahawks, Dec 05, 2021 ...4 more at 1.
<b>Receiving Yards</b>	67 vs. Baltimore Ravens, Nov 27, 2022 29 at Chicago Bears, Oct 31, 2021	<b>Most TDs</b>	1 at Houston Texans, Jan 01, 2023 1 vs. Baltimore Ravens, Nov 27, 2022 ...3 more at 1.
<b>Receiving Average</b>	13.4 vs. Baltimore Ravens, Nov 27, 2022 8.7 at Tennessee Titans, Dec 23, 2021	<b>Miscellaneous Tackles</b>	1 vs. Indianapolis Colts, Oct 24, 2021
<b>Longest Receptions</b>	28t vs. Baltimore Ravens, Nov 27, 2022 24 vs. Baltimore Ravens, Nov 27, 2022		

**SINGLE-GAME HIGHS - POSTSEASON: RUSHING/RECEIVING**

<b>Rush Attempts</b>	4 at Kansas City Chiefs, Jan 21, 2023	<b>Longest Receptions</b>	7 at Kansas City Chiefs, Jan 21, 2023 6 at Los Angeles Rams, Jan 30, 2022
<b>Rushing Yards</b>	36 at Kansas City Chiefs, Jan 21, 2023	<b>All-Purpose Yards</b>	43 at Kansas City Chiefs, Jan 21, 2023 32 at Green Bay Packers, Jan 22, 2022
<b>Longest Runs</b>	23 at Kansas City Chiefs, Jan 21, 2023 5 at Kansas City Chiefs, Jan 21, 2023	<b>Kickoff Returns</b>	2 at Dallas Cowboys, Jan 16, 2022 1 at Green Bay Packers, Jan 22, 2022
<b>Receptions</b>	1 at Kansas City Chiefs, Jan 21, 2023 1 at Los Angeles Rams, Jan 30, 2022	<b>Kickoff Return Yards</b>	32 at Green Bay Packers, Jan 22, 2022 29 at Dallas Cowboys, Jan 16, 2022
<b>Receiving Yards</b>	7 at Kansas City Chiefs, Jan 21, 2023 6 at Los Angeles Rams, Jan 30, 2022	<b>Longest Kickoff Return</b>	32 at Green Bay Packers, Jan 22, 2022 16 at Dallas Cowboys, Jan 16, 2022

**2023 GAME-BY-GAME REGULAR-SEASON STATISTICS (JAGUARS)**

DATE	OPPONENT	P/S	RUSHING					RECEIVING					W/L	SCORE
			NO.	YDS.	AVG.	LG	TD	NO.	YDS.	AVG.	LG	TD		
09/10	at Colts												W	31-21
09/17	Chiefs												L	9-17
09/24	Texans												L	17-37
<b>2023 TOTALS</b>		<b>0-0</b>	<b>0</b>	<b>0</b>	<b>0.0</b>	<b>0</b>	<b>0</b>	<b>0</b>	<b>0</b>	<b>0.0</b>	<b>0</b>	<b>0</b>	<b>0</b>	<b>1-2</b>



**2022 GAME-BY-GAME REGULAR-SEASON STATISTICS (JAGUARS)**

DATE	OPPONENT	P/S	RUSHING					RECEIVING					W/L	SCORE
			NO.	YDS.	AVG.	LG	TD	NO.	YDS.	AVG.	LG	TD		
09/11	at Commanders	P	0	0	0.0	0	0	0	0	0.0	0	0	L	22-28
09/18	Colts	P	0	0	0.0	0	0	0	0	0.0	0	0	W	24-0
09/25	at Chargers	P	0	0	0.0	0	0	0	0	0.0	0	0	W	38-10
10/02	at Eagles	P	0	0	0.0	0	0	2	22	11.0	15	0	L	21-29
10/09	Texans	P	1	6	6.0	6	0	0	0	0.0	0	0	L	6-13
10/16	at Colts	P	3	57	19.0	61t	1	0	0	0.0	0	0	L	27-34
10/23	Giants	P	1	6	6.0	6	0	0	0	0.0	0	0	L	17-23
10/30	Broncos	P	4	13	3.3	12	0	3	-3	-1.0	3	0	L	17-21
11/06	Raiders	P	3	6	2.0	4	0	1	5	5.0	5	0	W	27-20
11/13	at Chiefs	P	1	4	4.0	4	0	1	-1	-1.0	-1	0	L	17-27
11/27	Ravens	P	12	28	2.3	13	0	5	67	13.4	28t	1	W	28-27
12/04	at Lions	P	0	0	0.0	0	0	0	0	0.0	0	0	L	14-40
12/11	at Titans	P	4	13	3.3	10	0	0	0	0.0	0	0	W	36-22
12/18	Cowboys	P	1	13	13.0	13	0	1	2	2.0	2	0	W	40-34+
12/22	at Jets	P	3	10	3.3	6	0	1	11	11.0	11	0	W	19-3
01/01	at Texans	P	10	33	3.3	11	1	6	23	3.8	11	0	W	31-3
01/07	Titans	P	3	5	1.7	3	0	0	0	0.0	0	0	W	20-16
<b>2022 TOTALS</b>		<b>17-0</b>	<b>46</b>	<b>194</b>	<b>4.2</b>	<b>61T</b>	<b>2</b>	<b>20</b>	<b>126</b>	<b>6.3</b>	<b>28T</b>	<b>1</b>	<b>9-8</b>	

+ - Overtime

**2022 GAME-BY-GAME POSTSEASON STATISTICS (JAGUARS)**

DATE	OPPONENT	P/S	RUSHING					RECEIVING					W/L	SCORE
			NO.	YDS.	AVG.	LG	TD	NO.	YDS.	AVG.	LG	TD		
01/14	Chargers	P	0	0	0.0	0	0	0	0	0.0	0	0	W	31-30
01/21	at Chiefs	P	4	36	9.0	23	0	1	7	7.0	7	0	L	20-27
<b>2022 TOTALS</b>		<b>2-0</b>	<b>4</b>	<b>36</b>	<b>9.0</b>	<b>23</b>	<b>0</b>	<b>1</b>	<b>7</b>	<b>7.0</b>	<b>7</b>	<b>0</b>	<b>1-1</b>	







## TRE HERNDON | 37

POSITION: CORNERBACK

HT: 5-11 | WT: 190 | DOB: 3-5-1996

COLLEGE: VANDERBILT

HOMETOWN: CHATTANOOGA, TENN.

ACQ: FA-'18

EXP: 6th YEAR

 @\_423hern

 @423hern\_

### KEY TRANSACTIONS

- Originally signed by Jacksonville as an undrafted rookie on 4/30/18

### PRO

#### 2023 (Jaguars)

- 9/24 vs. HOU:** Recorded one tackle and saw action on special teams
- 9/17 vs. K.C.:** Posted seven combined tackles with one pass defended... Recorded one forced fumble
- 9/10 at IND:** Started at cornerback and recorded one quarterback hit, one pass defended and one tackle

#### 2022 (Jaguars)

- Saw action in 15 regular season games with one start and appeared in both postseason games... In the regular season he posted 34 tackles (27 solo), five passes defended, two tackles for loss, one forced fumble, one fumble recovery, and two tackles on special teams... In the postseason he posted five solo tackles on defense
- 12/22 at NYJ:** Saw action at cornerback and on special teams and recorded four solo tackles, including one tackle for loss, and one fumble recovery which was the first of his career
- 11/6 vs. L.V.:** Saw action at cornerback and on special teams... Recorded three total tackles, one pass defended and one forced fumble which was the first of his career
- 9/25 at LAC:** Started at cornerback and recorded six tackles (five solo) and one pass defended

#### 2021 (Jaguars)

- Appeared in nine games making three starts... Had 17 total tackles including one tackle for loss
- 10/17 vs. MIA:** Started at nickel cornerback and recorded five total tackles (three solo), including one tackle for loss
- 9/30 at CIN:** Started at nickel in his first game of the 2021 season... Recorded five solo tackles

#### 2020 (Jaguars)

- Saw action in all 16 games on the year, starting in 12... Amassed a career-high 76 tackles (64 solo), five passes defended and 1.0 sack
- 11/22 vs. PIT:** Started at cornerback and notched a season-high seven tackles and one pass defended
- 12/13 vs. TEN:** Started at cornerback, tying a career-best nine tackles (seven solo) and notched one pass defended

#### 2019 (Jaguars)

- Appeared in all 16 games, making 14 starts and led the team in both passes defended (13) and INTs (three)... Also amassed 54 tackles (41 solo)
- 9/15 at HOU:** Recorded his first career start at cornerback, registering four tackles (three solo) and one pass defended
- 12/22 at ATL:** Started and posted three solo tackles, two passes defended and one INT

#### 2018 (Jaguars)

- Tallied seven tackles (six solo) in 11 appearances
- 9/9 at NYG:** Saw action on special teams and recorded one special teams tackle in his NFL debut

### COLLEGE

- Played both outside cornerback and nickel back for the Commodores
- Appeared in 48 career games with 36 starts and totaled 126 tackles (93 solo), 25 passes defended, 2.5 tackles for a loss, 2.0 sacks and two INTs
- Started 29 consecutive games starting his sophomore to senior season

### PERSONAL

- Three-year starter at East Hamilton (Chattanooga, Tenn.) High School where he helped the Hurricanes to a 10-3 record and 5A state playoffs in his senior year
- Named to Chattanooga Times-Free Press' "Best of Preps Team" and sportswriters' first-team all-state squad
- First football player from East Hamilton High School to sign a SEC scholarship
- Engaged to his fiancé, Treyleana, on July 17, 2021
- Son of Sabrina and Willie Herndon Jr.
- Has two dogs, a hound mix named Rambo and an American bull dog named Ali
- Herndon, along with his fiancé, Treyleana, donated 10,000 meals to Feeding Northeast Florida to those in need during COVID-19
- Has a strong passion for real estate investment





**2022 GAME-BY-GAME POSTSEASON STATISTICS (JAGUARS)**

DATE	OPPONENT	P/S	TACKLES							INTERCEPTIONS					O. FUMB				ST				MISC		SCORE			
			TK	S	A	SK	YDS	TFL	YDS	QBH	NO	YDS	LG	TD	PD	FF	FR	TD	YDS	TK	S	A	FF	FR		S	A	W/L
01/14	Chargers	P	0	0	0	0.0	0.0	0	0	0	0	0	0	0	0	0	0	0	0	0	0	0	0	0	0	0	W	31-30
01/21	at Chiefs	P	5	5	0	0.0	0.0	0	0	0	0	0	0	0	0	0	0	0	0	0	0	0	0	0	0	L	20-27	
<b>2022 TOTALS</b>		<b>2-0</b>	<b>5</b>	<b>5</b>	<b>0</b>	<b>0.0</b>	<b>0.0</b>	<b>0</b>	<b>0</b>	<b>0</b>	<b>0</b>	<b>0</b>	<b>0</b>	<b>0</b>	<b>0</b>	<b>0</b>	<b>0</b>	<b>0</b>	<b>0</b>	<b>0</b>	<b>0</b>	<b>0</b>	<b>0</b>	<b>0</b>	<b>0</b>	<b>1-1</b>		





# RAYSHAWN JENKINS | 2

POSITION: SAFETY

HT: 6-1 | WT: 200 | DOB: 1-25-1994

COLLEGE: MIAMI (FLA.)

HOMETOWN: ST. PETERSBURG, FLA.

ACQ: UFA (LAC)-'21

EXP: 7th YEAR

 Jenkz\_26

 @jenkz\_26

## KEY TRANSACTIONS

- Originally drafted by the Los Angeles Chargers in the fourth round (113th overall) of the 2017 draft
- Signed by Jacksonville as an unrestricted free agent on 3/15/21

## PRO

### 2023 (Jaguars)

- **9/24 vs. HOU:** Started at strong safety and posted seven total tackles (six solo), including one tackle for loss... Saw action on special teams
- **9/17 vs. K.C.:** Started at strong safety and recorded eight total tackles (six solo) and two passes defended... Saw action on special teams
- **9/10 at IND:** Started at strong safety and posted five solo tackles, one of which was a tackle for loss... Saw action on special teams

### 2022 (Jaguars)

- Started all 17 regular season games and both postseason games... In the regular season he posted a career-high 112 tackles (71 solo), three interceptions including one 52 yard return, 12 passes defended, three forced fumbles, and four tackles (two solo) on special teams... In the postseason he posted 12 tackles (eight solo) and one special teams tackle... His three forced fumbles tied for first among safeties in the 2022 season
- **1/7 vs. TEN:** Started at safety and recorded seven tackles (four solo), 1.0 sack, one pass defended, and one forced fumble that was returned by OLB Josh Allen for the game-winning touchdown to secure the AFC South title
- **12/18 vs. DAL:** Started at safety and recorded a career-high 18 tackles (nine solo) and a single-game career-high two interceptions, including a pick-6 to give the Jaguars the win in overtime... According to Pro Football Reference, Jenkins is the only player in NFL history to record at least 18 tackles and two interceptions in a game
- **10/9 vs. HOU:** Started at safety and recorded a career-high 12 tackles (seven solo)
- **9/18 vs. IND:** Started at safety and recorded three tackles (two solo), four passes defended and one interception

### 2021 (Jaguars)

- Voted a team captain for the 2021 season
- Started in 14 games and tallied 66 tackles (49 solo), including one tackle for loss and recorded three passes defended
- **11/14 at IND:** Started at safety and recorded six total tackles (four solo) and one special teams tackle
- **9/12 at HOU:** Started at safety and had six solo tackles, one tackle for loss, one pass defended and one QB hit in his Jaguars debut

### 2020 (Chargers)

- Played and started in 15 games... Had a career-high 84 tackles (58 solo), four tackles for loss and two interceptions... Also had 1.0 sack and tied a career high with four passes defended

### 2019 (Chargers)

- Started all 16 games at safety, registering 52 tackles (34 solo) and two tackles for loss
- Recorded three INTs and four passes defended on the year... Had three tackles on special teams

### 2018 (Chargers)

- Appeared in 15 contests with one start at safety
- Posted 13 tackles (eight solo)... Recorded a half-sack, the first of his career, and 1.5 tackles for loss... Registered 10 tackles on special teams
- Started both postseason games at safety, recording 12 tackles (eight solo)... Added a special teams tackle

### 2017 (Chargers)

- Played in 15 games, missing one with a concussion
- Totaled five tackles (four solo), a pass defended and 11 tackles on special teams, pinning the opponent inside their own 20 four times

## COLLEGE

- Played four seasons (2012-13, '15-16) at Miami with a medical redshirt in 2014, appearing in 49 career games with 33 starts
- Finished with 201 tackles, including eight tackles for loss and 1.5 sacks
- Posted nine INTs, 28 passes defended and a fumble recovery
- Earned honorable mention All-Atlantic Coast Conference as a senior when he ranked third on the team with 76 tackles (56 solo) while leading the team with two INTs.

## PERSONAL

- Attended the 2022 DUUUVAL draft party at Daily's Place as a player panelist
- Has 17 siblings
- Earned a degree in criminology with a minor in sports administration from Miami
- Played quarterback, wide receiver, running back and defensive back at Admiral Farragut Academy in St. Petersburg, Fla.
- Also ran track as was named the school's Athlete of the Year after winning the 1A state title in the 110-meter hurdles and finishing second in the 300-meter hurdles
- Lettered four years in football and three in track & field



**RAYSHAWN JENKINS' NFL REGULAR SEASON DEFENSIVE STATISTICS**

DATE	TEAM	GP	TACKLES										INTERCEPTIONS						O. FUMB				ST			MISC		
			GS	TK	S	A	TFL	YDS	SK	YDS	QBH	NO	YDS	LG	TD	PD	FF	FR	TD	YDS	TK	S	A	FF	FR	S	A	
2017	Chargers	15	0	5	4	1	0	0	0.0	0.0	1	0	0	0	0	1	0	0	0	0	8	6	2	0	0	0	0	
2018	Chargers	15	1	13	8	5	1	1	0.5	3.5	2	0	0	0	0	0	0	0	0	0	10	5	5	0	0	0	0	
2019	Chargers	16	16	53	34	19	2	9	0.0	0.0	0	3	10	8	0	4	0	0	0	0	1	0	1	0	0	0	0	
2020	Chargers	15	15	81	56	25	4	9	1.0	6.0	1	2	23	23	0	4	0	0	0	0	3	2	1	0	0	0	0	
2021	Jaguars	14	14	66	49	17	1	0	0.0	0.0	1	0	0	0	0	3	0	0	0	0	7	7	0	0	0	0	0	
2022	Jaguars	17	17	112	71	41	3	9	1.0	0.0	2	3	64	52t	1	12	3	0	0	0	4	2	2	0	0	0	0	
2023	Jaguars	3	3	20	17	3	2	6	0.0	0.0	0	0	0	0	0	2	0	0	0	0	0	0	0	0	0	0	0	
<b>NFL TOTALS</b>		<b>95</b>	<b>66</b>	<b>350</b>	<b>239</b>	<b>111</b>	<b>13</b>	<b>34</b>	<b>2.5</b>	<b>9.5</b>	<b>7</b>	<b>8</b>	<b>97</b>	<b>52T</b>	<b>1</b>	<b>26</b>	<b>3</b>	<b>0</b>	<b>0</b>	<b>0</b>	<b>33</b>	<b>22</b>	<b>11</b>	<b>0</b>	<b>0</b>	<b>0</b>	<b>0</b>	

**RAYSHAWN JENKINS' NFL POSTSEASON DEFENSIVE STATISTICS**

DATE	TEAM	GP	TACKLES										INTERCEPTIONS						O. FUMB				ST			MISC		
			GS	TK	S	A	TFL	YDS	SK	YDS	QBH	NO	YDS	LG	TD	PD	FF	FR	TD	YDS	TK	S	A	FF	FR	S	A	
2018	Chargers	2	2	12	8	4	0	0	0.0	0.0	0	0	0	0	0	0	0	0	0	0	1	0	1	0	0	0	0	
2022	Jaguars	2	2	14	8	6	0	0	0.0	0.0	0	0	0	0	0	1	0	0	0	0	0	0	0	0	0	0	0	
<b>NFL TOTALS</b>		<b>4</b>	<b>4</b>	<b>26</b>	<b>16</b>	<b>10</b>	<b>0</b>	<b>0</b>	<b>0.0</b>	<b>0.0</b>	<b>0</b>	<b>0</b>	<b>0</b>	<b>0</b>	<b>0</b>	<b>1</b>	<b>0</b>	<b>0</b>	<b>0</b>	<b>0</b>	<b>1</b>	<b>0</b>	<b>1</b>	<b>0</b>	<b>0</b>	<b>0</b>	<b>0</b>	

**SINGLE-GAME HIGHS: DEFENSIVE**

<b>Total Tackles</b>	18 vs. Dallas Cowboys, Dec 18, 2022 12 vs. Houston Texans, Oct 09, 2022	<b>Tackles For Loss</b>	2 vs. Carolina Panthers, Sep 27, 2020 2 at Miami Dolphins, Sep 29, 2019
<b>Solo Tackles</b>	9 vs. Dallas Cowboys, Dec 18, 2022 7 at Indianapolis Colts, Oct 16, 2022 ...4 more at 7.	<b>Interceptions</b>	2 vs. Dallas Cowboys, Dec 18, 2022 1 vs. Indianapolis Colts, Sep 18, 2022 ...5 more at 1.
<b>Sacks</b>	1.0 vs. Tennessee Titans, Jan 07, 2023 1.0 vs. Carolina Panthers, Sep 27, 2020	<b>Interception Return Yards</b>	54 vs. Dallas Cowboys, Dec 18, 2022 23 at Denver Broncos, Nov 01, 2020
<b>Passes Defensed</b>	4 vs. Indianapolis Colts, Sep 18, 2022 2 vs. Dallas Cowboys, Dec 18, 2022 ...2 more at 2.	<b>Special Teams Tackles</b>	3 vs. Denver Broncos, Nov 18, 2018 3 at Cleveland Browns, Oct 14, 2018
<b>Forced Fumbles</b>	1 vs. Tennessee Titans, Jan 07, 2023 1 vs. Baltimore Ravens, Nov 27, 2022 ...1 more at 1.		

**SINGLE-GAME HIGHS - POSTSEASON: DEFENSIVE**

<b>Total Tackles</b>	9 at New England Patriots, Jan 13, 2019 7 at Kansas City Chiefs, Jan 21, 2023 ...1 more at 7.	<b>Passes Defensed</b>	1 vs. Los Angeles Chargers, Jan 14, 2023
<b>Solo Tackles</b>	5 at Kansas City Chiefs, Jan 21, 2023 5 at New England Patriots, Jan 13, 2019	<b>Special Teams Tackles</b>	1 at Baltimore Ravens, Jan 06, 2019

**2023 GAME-BY-GAME REGULAR-SEASON STATISTICS (JAGUARS)**

DATE	OPPONENT	P/S	TACKLES										INTERCEPTIONS						O. FUMB				ST			MISC		
			TK	S	A	SK	YDS	TFL	YDS	QBH	NO	YDS	LG	TD	PD	FF	FR	TD	YDS	TK	S	A	FF	FR	S	A	W/L	SCORE
09/10	at Colts	S	5	5	0	0.0	0.0	1	3	0	0	0	0	0	0	0	0	0	0	0	0	0	0	0	0	0	W	31-21
09/17	Chiefs	S	8	6	2	0.0	0.0	0	0	0	0	0	0	0	2	0	0	0	0	0	0	0	0	0	0	L	9-17	
09/24	Texans	S	7	6	1	0.0	0.0	1	3	0	0	0	0	0	0	0	0	0	0	0	0	0	0	0	0	L	17-37	
<b>2023 TOTALS</b>		<b>3-3</b>	<b>20</b>	<b>17</b>	<b>3</b>	<b>0.0</b>	<b>0.0</b>	<b>2</b>	<b>6</b>	<b>0</b>	<b>0</b>	<b>0</b>	<b>0</b>	<b>0</b>	<b>2</b>	<b>0</b>	<b>0</b>	<b>0</b>	<b>0</b>	<b>0</b>	<b>0</b>	<b>0</b>	<b>0</b>	<b>0</b>	<b>0</b>	<b>1-2</b>		



**2022 GAME-BY-GAME REGULAR-SEASON STATISTICS (JAGUARS)**

DATE	OPPONENT	P/S	TACKLES							INTERCEPTIONS					O. FUMB				ST				MISC			SCORE		
			TK	S	A	SK	YDS	TFL	YDS	QBH	NO	YDS	LG	TD	PD	FF	FR	TD	YDS	TK	S	A	FF	FR	S		A	W/L
09/11	at Commanders	S	2	1	1	0.0	0.0	0	0	1	0	0	0	0	1	0	0	0	0	0	0	0	0	0	0	0	L	22-28
09/18	Colts	S	3	2	1	0.0	0.0	0	0	0	1	10	10	0	4	0	0	0	0	0	0	0	0	0	0	W	24-0	
09/25	at Chargers	S	5	4	1	0.0	0.0	0	0	0	0	0	0	0	0	0	0	0	0	0	0	0	0	0	0	W	38-10	
10/02	at Eagles	S	6	4	2	0.0	0.0	0	0	0	0	0	0	0	1	0	0	0	0	0	0	0	0	0	0	L	21-29	
10/09	Texans	S	12	7	5	0.0	0.0	0	0	0	0	0	0	0	0	0	0	0	0	0	0	0	0	0	0	L	6-13	
10/16	at Colts	S	8	7	1	0.0	0.0	0	0	0	0	0	0	0	1	0	0	0	0	0	0	0	0	0	0	L	27-34	
10/23	Giants	S	5	3	2	0.0	0.0	0	0	0	0	0	0	0	2	0	0	0	0	0	0	0	0	0	0	L	17-23	
10/30	Broncos	S	7	5	2	0.0	0.0	0	0	0	0	0	0	0	0	0	0	0	0	1	0	1	0	0	0	L	17-21	
11/06	Raiders	S	5	2	3	0.0	0.0	1	2	0	0	0	0	0	0	0	0	0	0	0	0	0	0	0	0	W	27-20	
11/13	at Chiefs	S	5	4	1	0.0	0.0	0	0	0	0	0	0	0	0	1	0	0	0	0	0	0	0	0	0	L	17-27	
11/27	Ravens	S	7	5	2	0.0	0.0	0	0	0	0	0	0	0	0	1	0	0	0	0	0	0	0	0	0	W	28-27	
12/04	at Lions	S	5	3	2	0.0	0.0	0	0	0	0	0	0	0	0	0	0	0	0	0	0	0	0	0	0	L	14-40	
12/11	at Titans	S	4	3	1	0.0	0.0	0	0	0	0	0	0	0	0	0	0	0	0	2	1	1	0	0	0	W	36-22	
12/18	Cowboys	S	18	9	9	0.0	0.0	0	0	0	2	54	52	1	2	0	0	0	0	0	0	0	0	0	0	W	40-34+	
12/22	at Jets	S	8	4	4	0.0	0.0	1	7	0	0	0	0	0	0	0	0	0	0	1	1	0	0	0	0	W	19-3	
01/01	at Texans	S	5	4	1	0.0	0.0	1	0	0	0	0	0	0	0	0	0	0	0	0	0	0	0	0	0	W	31-3	
01/07	Titans	S	7	4	3	1.0	0.0	0	0	1	0	0	0	0	1	1	0	0	0	0	0	0	0	0	0	W	20-16	
<b>2022 TOTALS</b>		<b>17-17</b>	<b>112</b>	<b>71</b>	<b>41</b>	<b>1.0</b>	<b>0.0</b>	<b>3</b>	<b>9</b>	<b>2</b>	<b>3</b>	<b>64</b>	<b>52T</b>	<b>1</b>	<b>12</b>	<b>3</b>	<b>0</b>	<b>0</b>	<b>0</b>	<b>4</b>	<b>2</b>	<b>2</b>	<b>0</b>	<b>0</b>	<b>0</b>	<b>0</b>	<b>9-8</b>	

+ - Overtime

**2022 GAME-BY-GAME POSTSEASON STATISTICS (JAGUARS)**

DATE	OPPONENT	P/S	TACKLES							INTERCEPTIONS					O. FUMB				ST				MISC			SCORE	
			TK	S	A	SK	YDS	TFL	YDS	QBH	NO	YDS	LG	TD	PD	FF	FR	TD	YDS	TK	S	A	FF	FR	S		A
01/14	Chargers	S	7	3	4	0.0	0.0	0	0	0	0	0	0	0	1	0	0	0	0	0	0	0	0	0	0	W	31-30
01/21	at Chiefs	S	7	5	2	0.0	0.0	0	0	0	0	0	0	0	0	0	0	0	0	0	0	0	0	0	0	L	20-27
<b>2022 TOTALS</b>		<b>2-2</b>	<b>14</b>	<b>8</b>	<b>6</b>	<b>0.0</b>	<b>0.0</b>	<b>0</b>	<b>0</b>	<b>0</b>	<b>0</b>	<b>0</b>	<b>0</b>	<b>0</b>	<b>1</b>	<b>0</b>	<b>0</b>	<b>0</b>	<b>0</b>	<b>0</b>	<b>0</b>	<b>0</b>	<b>0</b>	<b>0</b>	<b>0</b>	<b>1-1</b>	





# ANTONIO JOHNSON | 26

**POSITION:** SAFETY  
**HT:** 6-2 | **WT:** 198 | **DOB:** 10-29-2001  
**COLLEGE:** TEXAS A&M  
**HOMETOWN:** EAST ST. LOUIS, ILL.  
**ACQ:** D5-'23  
**EXP:** R

Antonio\_johns0n  
 iamaj2x

## KEY TRANSACTIONS

- Originally drafted by Jacksonville in the 5th round (160 overall) of the 2023 Draft

## PRO

### 2023 (Jaguars)

- 9/24 vs. HOU: Inactive
- 9/17 vs. K.C.: Inactive
- 9/10 vs. IND: Inactive

## COLLEGE

- Played in 28 games making 22 starts in three years at Texas A&M
- Recorded 164 total tackles (97 solo), 14 tackles for loss and eight passes defended
- Was a member of the 2022 AP All-SEC First Team and 2021 PFF All-America First Team

## PERSONAL

- Finished his senior season at East St. Louis High School in Illinois as an Army All-American
- Played both offense and defense in high school, recording 98 tackles, two interceptions, 39 receptions for 830 yards, and scored seven touchdowns
- Has one dog named Rambo
- Favorite player growing up was Troy Polamalu

### ANTONIO JOHNSON'S NFL REGULAR SEASON DEFENSIVE STATISTICS

DATE	TEAM	GP	TACKLES							INTERCEPTIONS							O. FUMB				ST				MISC		
			GS	TK	S	A	TFL	YDS	SK	YDS	QBH	NO	YDS	LG	TD	PD	FF	FR	TD	YDS	TK	S	A	FF	FR	S	A
2023	Jaguars	0	0	0	0	0	0	0	0.0	0.0	0	0	0	0	0	0	0	0	0	0	0	0	0	0	0	0	0
<b>NFL TOTALS</b>		<b>0</b>	<b>0</b>	<b>0</b>	<b>0</b>	<b>0</b>	<b>0</b>	<b>0</b>	<b>0.0</b>	<b>0.0</b>	<b>0</b>	<b>0</b>	<b>0</b>	<b>0</b>	<b>0</b>	<b>0</b>	<b>0</b>	<b>0</b>	<b>0</b>	<b>0</b>	<b>0</b>	<b>0</b>	<b>0</b>	<b>0</b>	<b>0</b>	<b>0</b>	

### 2023 GAME-BY-GAME REGULAR-SEASON STATISTICS (JAGUARS)

DATE	OPPONENT	P/S	TACKLES							INTERCEPTIONS							O. FUMB				ST				MISC			
			TK	S	A	SK	YDS	TFL	YDS	QBH	NO	YDS	LG	TD	PD	FF	FR	TD	YDS	TK	S	A	FF	FR	S	A	W/L	SCORE
09/10	at Colts																									W	31-21	
09/17	Chiefs																									L	9-17	
09/24	Texans																									L	17-37	
<b>2023 TOTALS</b>			<b>0</b>	<b>0</b>	<b>0</b>	<b>0.0</b>	<b>0.0</b>	<b>0</b>	<b>0</b>	<b>0</b>	<b>0</b>	<b>0</b>	<b>0</b>	<b>0</b>	<b>0</b>	<b>0</b>	<b>0</b>	<b>0</b>	<b>0</b>	<b>0</b>	<b>0</b>	<b>0</b>	<b>0</b>	<b>0</b>	<b>0</b>	<b>0</b>	<b>0</b>	<b>1-2</b>





# CALEB JOHNSON | 57

POSITION: LINEBACKER

HT: 6-2 | WT: 220 | DOB: 7-28-1998

COLLEGE: HOUSTON BAPTIST

HOMETOWN: POINT LOMA, CALIF.

ACQ: W (CHI)-'22

EXP: 3rd YEAR

caleb2raw

calebj\_\_

## KEY TRANSACTIONS

- Originally signed as a rookie free agent by Chicago on 5/14/21
- Claimed off of waivers by Jacksonville on 9/1/22

## PRO

### 2023 (Jaguars)

- 9/24 vs. HOU:** Assisted on one tackle on special teams
- 9/17 vs. K.C.:** Saw action at linebacker and on special teams
- 9/10 at IND:** Saw action at linebacker and on special teams

### 2022 (Jaguars)

- Saw action in 13 regular season games and both postseason games... In the regular season on special teams he posted 12 tackles (six solo) and one forced fumble... In the postseason he posted one special teams tackle
- 11/13 at K.C.:** Saw action on 17 special teams snaps and recorded two special teams tackles and one forced fumble
- 9/11 at WAS:** Saw action on 17 special teams snaps and recorded two special teams solo tackles

### 2021 (Bears)

- Played in 14 games with Chicago, primarily on special teams... Tallied seven special teams tackles and one fumble recovery
- 9/26/21 at CLE:** Recovered a fumble on special teams

## COLLEGE

- Three-year starter at Houston Baptist... Became first player in Houston Baptist football program's seven-year history to sign with an NFL team
- Named Southland Conference co-defensive player of the year in 2020 after recording 49 tackles while playing in just four games
- Ranks first all-time in school history with seven fumble recoveries, second with 10.0 sacks and third with 278 tackles

## CALEB JOHNSON'S NFL REGULAR SEASON DEFENSIVE STATISTICS

DATE	TEAM	GP	TACKLES							INTERCEPTIONS							O. FUMB					ST				MISC				
			GS	TK	S	A	TFL	YDS	SK	YDS	QBH	NO	YDS	LG	TD	PD	FF	FR	TD	YDS	TK	S	A	FF	FR	S	A			
2021	Bears	14	0	1	0	1	0	0	0.0	0.0	0	0	0	0	0	0	0	0	0	0	0	0	0	7	4	3	0	1	0	0
2022	Jaguars	13	0	0	0	0	0	0	0.0	0.0	0	0	0	0	0	0	0	0	0	0	0	0	16	10	6	1	0	0	0	
Went from Jacksonville to Chicago.																														
2022	Bears	0	0	0	0	0	0	0	0.0	0.0	0	0	0	0	0	0	0	0	0	0	0	0	0	0	0	0	0	0	0	
2022	TOTAL	13	0	0	0	0	0	0	0.0	0.0	0	0	0	0	0	0	0	0	0	0	0	0	16	10	6	1	0	0	0	
2023	Jaguars	3	0	0	0	0	0	0	0.0	0.0	0	0	0	0	0	0	0	0	0	0	0	0	2	1	1	0	0	0	0	
<b>NFL TOTALS</b>		<b>30</b>	<b>0</b>	<b>1</b>	<b>0</b>	<b>1</b>	<b>0</b>	<b>0</b>	<b>0.0</b>	<b>0.0</b>	<b>0</b>	<b>0</b>	<b>0</b>	<b>0</b>	<b>0</b>	<b>0</b>	<b>0</b>	<b>0</b>	<b>0</b>	<b>0</b>	<b>0</b>	<b>0</b>	<b>25</b>	<b>15</b>	<b>10</b>	<b>1</b>	<b>1</b>	<b>0</b>	<b>0</b>	

## CALEB JOHNSON'S NFL POSTSEASON DEFENSIVE STATISTICS

DATE	TEAM	GP	TACKLES							INTERCEPTIONS							O. FUMB					ST				MISC				
			GS	TK	S	A	TFL	YDS	SK	YDS	QBH	NO	YDS	LG	TD	PD	FF	FR	TD	YDS	TK	S	A	FF	FR	S	A			
2022	Jaguars	2	0	0	0	0	0	0	0.0	0.0	0	0	0	0	0	0	0	0	0	0	0	0	0	1	0	1	0	0	0	0
<b>NFL TOTALS</b>		<b>2</b>	<b>0</b>	<b>0</b>	<b>0</b>	<b>0</b>	<b>0</b>	<b>0</b>	<b>0.0</b>	<b>0.0</b>	<b>0</b>	<b>0</b>	<b>0</b>	<b>0</b>	<b>0</b>	<b>0</b>	<b>0</b>	<b>0</b>	<b>0</b>	<b>0</b>	<b>0</b>	<b>0</b>	<b>1</b>	<b>0</b>	<b>1</b>	<b>0</b>	<b>0</b>	<b>0</b>	<b>0</b>	

## SINGLE-GAME HIGHS: DEFENSIVE

**Total Tackles**

1 at Detroit Lions, Nov 25, 2021

**Special Teams Tackles**

3 vs. Detroit Lions, Oct 03, 2021

2 at Houston Texans, Jan 01, 2023

...4 more at 2.

**Special Teams Fumble Recoveries** 1 at Cleveland Browns, Sep 26, 2021

## SINGLE-GAME HIGHS - POSTSEASON: DEFENSIVE

**Special Teams Tackles**

1 at Kansas City Chiefs, Jan 21, 2023





**2023 GAME-BY-GAME REGULAR-SEASON STATISTICS (JAGUARS)**

DATE	OPPONENT	P/S	TACKLES							INTERCEPTIONS					O. FUMB				ST				MISC			SCORE		
			TK	S	A	SK	YDS	TFL	YDS	QBH	NO	YDS	LG	TD	PD	FF	FR	TD	YDS	TK	S	A	FF	FR	S		A	W/L
09/10	at Colts	P	0	0	0	0.0	0.0	0	0	0	0	0	0	0	0	0	0	0	0	1	1	0	0	0	0	0	W	31-21
09/17	Chiefs	P	0	0	0	0.0	0.0	0	0	0	0	0	0	0	0	0	0	0	0	0	0	0	0	0	0	0	L	9-17
09/24	Texans	P	0	0	0	0.0	0.0	0	0	0	0	0	0	0	0	0	0	0	0	1	0	1	0	0	0	0	L	17-37
<b>2023 TOTALS</b>		<b>3-0</b>	<b>0</b>	<b>0</b>	<b>0</b>	<b>0.0</b>	<b>0.0</b>	<b>0</b>	<b>0</b>	<b>0</b>	<b>0</b>	<b>0</b>	<b>0</b>	<b>0</b>	<b>0</b>	<b>0</b>	<b>0</b>	<b>0</b>	<b>0</b>	<b>2</b>	<b>1</b>	<b>1</b>	<b>0</b>	<b>0</b>	<b>0</b>	<b>0</b>	<b>1-2</b>	

**2022 GAME-BY-GAME REGULAR-SEASON STATISTICS (JAGUARS)**

DATE	OPPONENT	P/S	TACKLES							INTERCEPTIONS					O. FUMB				ST				MISC			SCORE		
			TK	S	A	SK	YDS	TFL	YDS	QBH	NO	YDS	LG	TD	PD	FF	FR	TD	YDS	TK	S	A	FF	FR	S		A	W/L
09/11	at Commanders	P	0	0	0	0.0	0.0	0	0	0	0	0	0	0	0	0	0	0	0	2	2	0	0	0	0	0	L	22-28
09/18	Colts	P	0	0	0	0.0	0.0	0	0	0	0	0	0	0	0	0	0	0	0	1	0	1	0	0	0	0	W	24-0
09/25	at Chargers	P	0	0	0	0.0	0.0	0	0	0	0	0	0	0	0	0	0	0	0	0	0	0	0	0	0	0	W	38-10
10/02	at Eagles	P	0	0	0	0.0	0.0	0	0	0	0	0	0	0	0	0	0	0	0	1	0	1	0	0	0	0	L	21-29
10/09	Texans	P	0	0	0	0.0	0.0	0	0	0	0	0	0	0	0	0	0	0	0	0	0	0	0	0	0	0	L	6-13
10/16	at Colts	P	0	0	0	0.0	0.0	0	0	0	0	0	0	0	0	0	0	0	0	2	0	2	0	0	0	0	L	27-34
10/23	Giants	P	0	0	0	0.0	0.0	0	0	0	0	0	0	0	0	0	0	0	0	0	0	0	0	0	0	0	L	17-23
10/30	Broncos	P	0	0	0	0.0	0.0	0	0	0	0	0	0	0	0	0	0	0	0	0	0	0	0	0	0	0	L	17-21
11/06	Raiders	P	0	0	0	0.0	0.0	0	0	0	0	0	0	0	0	0	0	0	0	1	1	0	0	0	0	0	W	27-20
11/13	at Chiefs	P	0	0	0	0.0	0.0	0	0	0	0	0	0	0	0	0	0	0	0	2	2	0	1	0	0	0	L	17-27
11/27	Ravens	P	0	0	0	0.0	0.0	0	0	0	0	0	0	0	0	0	0	0	0	2	0	2	0	0	0	0	W	28-27
12/04	at Lions	P	0	0	0	0.0	0.0	0	0	0	0	0	0	0	0	0	0	0	0	1	1	0	0	0	0	0	L	14-40
12/11	at Titans	P	0	0	0	0.0	0.0	0	0	0	0	0	0	0	0	0	0	0	0	0	0	0	0	0	0	0	W	36-22
<b>2022 TOTALS</b>		<b>13-0</b>	<b>0</b>	<b>0</b>	<b>0</b>	<b>0.0</b>	<b>0.0</b>	<b>0</b>	<b>0</b>	<b>0</b>	<b>0</b>	<b>0</b>	<b>0</b>	<b>0</b>	<b>0</b>	<b>0</b>	<b>0</b>	<b>0</b>	<b>0</b>	<b>12</b>	<b>6</b>	<b>6</b>	<b>1</b>	<b>0</b>	<b>0</b>	<b>0</b>	<b>5-8</b>	

**2022 GAME-BY-GAME POSTSEASON STATISTICS (JAGUARS)**

DATE	OPPONENT	P/S	TACKLES							INTERCEPTIONS					O. FUMB				ST				MISC			SCORE		
			TK	S	A	SK	YDS	TFL	YDS	QBH	NO	YDS	LG	TD	PD	FF	FR	TD	YDS	TK	S	A	FF	FR	S		A	W/L
01/14	Chargers	P	0	0	0	0.0	0.0	0	0	0	0	0	0	0	0	0	0	0	0	0	0	0	0	0	0	0	W	31-30
01/21	at Chiefs	P	0	0	0	0.0	0.0	0	0	0	0	0	0	0	0	0	0	0	0	1	0	1	0	0	0	0	L	20-27
<b>2022 TOTALS</b>		<b>2-0</b>	<b>0</b>	<b>0</b>	<b>0</b>	<b>0.0</b>	<b>0.0</b>	<b>0</b>	<b>0</b>	<b>0</b>	<b>0</b>	<b>0</b>	<b>0</b>	<b>0</b>	<b>0</b>	<b>0</b>	<b>0</b>	<b>0</b>	<b>0</b>	<b>1</b>	<b>0</b>	<b>1</b>	<b>0</b>	<b>0</b>	<b>0</b>	<b>0</b>	<b>1-1</b>	





# D'ERNEST JOHNSON | 25

**POSITION:** RUNNING BACK  
**HT:** 5-10 | **WT:** 208 | **DOB:** 2-27-1996  
**COLLEGE:** SOUTH FLORIDA  
**HOMETOWN:** IMMOKALEE, FLA.  
**ACQ:** UFA (CLE) - '23  
**EXP:** 5th YEAR

D ErnestJohnson2  
 d Ernestjohnson2

## KEY TRANSACTIONS

- Originally signed with Cleveland on 5/16/19 after going undrafted in 2018
- Signed with Jacksonville as an unrestricted free agent on 3/22/23

## PRO

### 2023 (Jaguars)

- 9/24 vs. HOU:** Ran for six yards on three attempts... Saw action on special teams
- 9/17 vs. K.C.:** Saw action at running back... Ran for eight yards on one attempt and caught one pass for nine yards
- 9/10 at IND:** Saw action at running back and on special teams

### 2022 (Browns)

- Appeared in 15 games and rushed for 17 yards on four carries... Caught three passes for seven yards

### 2021 (Browns)

- Appeared in 17 games with two starts and rushed for 534 yards on 100 attempts and scored three touchdowns... Caught 19 passes for 137 yards
- Rushed for a career high 146 yards on 22 carries and scored his first NFL touchdown against the Broncos on 10/21/21
- Returned six kickoffs for 139 yards

### 2020 (Browns)

- Appeared in 16 games and rushed for 166 yards on 33 attempts... Caught three passes for 14 yards
- Returned three punts for 13 yards and 14 kickoffs for 351 yards

### 2019 (Browns)

- Made his NFL debut in the season opener against Tennessee
- Appeared in 16 games and rushed for 21 yards on 4 carries... Caught six passes for 71 yards
- Returned two punts for nine yards and five kickoffs for 129 yards

## COLLEGE

- Appeared in 50 games and rushed for 1,796 yards on 421 carries and scored 16 touchdowns
- Caught 73 passes for 909 yards and scored 12 touchdowns
- Returned 28 punts for 289 yards and returned 49 kickoffs for 1,192 yards
- Finished as USF's career leader in all-purpose yards (4,186), receptions by a running back (73), and receiving yards by a running back (909)

## PERSONAL

- Before being signed in 2019, spent six weeks working on a fishing boat in Key West reeling in mahi mahi
- Worked as a personal trainer in Gainesville

### REGULAR SEASON COMPARISON: RECEIVING - ATLANTA FALCONS

DATE	OPP	W/L	GP/GS	REC	YDS.	AVG.	TD	LG	TGTS	YAC
10/2/22	CLV @ ATL	L	P	0	0	0	0	0	0	0
<b>TOTALS</b>		<b>0/1</b>	<b>1/0</b>	<b>0</b>	<b>0</b>	<b>0</b>	<b>0</b>	<b>0</b>	<b>0</b>	<b>0</b>

### D'ERNEST JOHNSON'S NFL REGULAR SEASON RUSHING/RECEIVING STATISTICS

DATE	TEAM	RUSHING							RECEIVING				
		GP	GS	NO.	YDS.	AVG.	LG	TD	NO.	YDS.	AVG.	LG	TD
2019	Browns	16	0	4	21	5.3	13	0	6	71	11.8	27	0
2020	Browns	16	0	33	166	5.0	28	0	3	14	4.7	5	0
2021	Browns	17	2	100	534	5.3	30	3	19	137	7.2	18	0
2022	Browns	15	0	4	17	4.3	7	0	3	7	2.3	7	0
2023	Jaguars	3	0	5	10	2.0	8	0	3	15	5.0	9	0
<b>NFL TOTALS</b>		<b>67</b>	<b>2</b>	<b>146</b>	<b>748</b>	<b>5.1</b>	<b>30</b>	<b>3</b>	<b>34</b>	<b>244</b>	<b>7.2</b>	<b>27</b>	<b>0</b>

### D'ERNEST JOHNSON'S NFL POSTSEASON RUSHING/RECEIVING STATISTICS

DATE	TEAM	RUSHING							RECEIVING				
		GP	GS	NO.	YDS.	AVG.	LG	TD	NO.	YDS.	AVG.	LG	TD
2020	Browns	2	0	0	0	0.0	0	0	0	0	0.0	0	0
<b>NFL TOTALS</b>		<b>2</b>	<b>0</b>	<b>0</b>	<b>0</b>	<b>0.0</b>	<b>0</b>	<b>0</b>	<b>0</b>	<b>0</b>	<b>0.0</b>	<b>0</b>	<b>0</b>



**D'ERNEST JOHNSON'S NFL REGULAR SEASON RETURN STATISTICS**

DATE	TEAM	KICKOFF RETURNS					PUNT RETURNS					
		RET.	YDS.	AVG.	LG	TD	NO.	FC	YDS.	AVG.	LG	TD
2019	Browns	5	129	25.8	47	0	2	1	9	4.5	9	0
2020	Browns	14	351	25.1	43	0	3	4	13	4.3	10	0
2021	Browns	6	139	23.2	29	0	0	0	0	0.0	0	0
2022	Browns	1	27	27.0	27	0	0	0	0	0.0	0	0
2023	Jaguars	0	0	0.0	0	0	0	0	0	0.0	0	0
<b>NFL TOTALS</b>		<b>26</b>	<b>646</b>	<b>24.8</b>	<b>47</b>	<b>0</b>	<b>5</b>	<b>5</b>	<b>22</b>	<b>4.4</b>	<b>10</b>	<b>0</b>

**D'ERNEST JOHNSON'S NFL POSTSEASON RETURN STATISTICS**

DATE	TEAM	KICKOFF RETURNS					PUNT RETURNS					
		RET.	YDS.	AVG.	LG	TD	NO.	FC	YDS.	AVG.	LG	TD
2020	Browns	5	120	24.0	33	0	0	0	0	0.0	0	0
<b>NFL TOTALS</b>		<b>5</b>	<b>120</b>	<b>24.0</b>	<b>33</b>	<b>0</b>	<b>0</b>	<b>0</b>	<b>0</b>	<b>0.0</b>	<b>0</b>	<b>0</b>

**SINGLE-GAME HIGHS: RUSHING/RECEIVING**

<b>Rush Attempts</b>	25 vs. Cincinnati Bengals, Jan 09, 2022 22 vs. Denver Broncos, Oct 21, 2021	<b>Kickoff Returns</b>	5 at Pittsburgh Steelers, Jan 03, 2022 4 vs. Pittsburgh Steelers, Jan 03, 2021
<b>Rushing Yards</b>	146 vs. Denver Broncos, Oct 21, 2021 123 vs. Cincinnati Bengals, Jan 09, 2022	<b>Kickoff Return Yards</b>	113 at Pittsburgh Steelers, Jan 03, 2022 107 vs. Pittsburgh Steelers, Jan 03, 2021
<b>Rushing Average</b>	7.3 at Dallas Cowboys, Oct 04, 2020 6.6 vs. Denver Broncos, Oct 21, 2021	<b>Longest Kickoff Return</b>	47 at Cincinnati Bengals, Dec 29, 2019 43 at Jacksonville Jaguars, Nov 29, 2020
<b>Longest Runs</b>	30 at Green Bay Packers, Dec 25, 2021 28 vs. Indianapolis Colts, Oct 11, 2020 ...1 more at 28.	<b>Fair Catches</b>	4 at New York Jets, Dec 27, 2020 1 at Cincinnati Bengals, Dec 29, 2019
<b>Rushing TDs</b>	1 vs. Cincinnati Bengals, Jan 09, 2022 1 vs. Pittsburgh Steelers, Oct 31, 2021 ...1 more at 1.	<b>Punt Return Yards</b>	13 at New York Jets, Dec 27, 2020 9 at Cincinnati Bengals, Dec 29, 2019
<b>Receptions</b>	7 at New England Patriots, Nov 14, 2021 4 vs. Las Vegas Raiders, Dec 20, 2021	<b>Longest Punt Return</b>	10 at New York Jets, Dec 27, 2020 9 at Cincinnati Bengals, Dec 29, 2019
<b>Receiving Yards</b>	58 at New England Patriots, Nov 14, 2021 42 at New York Jets, Sep 16, 2019	<b>Punt Returns</b>	2 at New York Jets, Dec 27, 2020 1 vs. Washington Football Team, Sep 27, 2020 ...2 more at 1.
<b>Receiving Average</b>	14.0 at New York Jets, Sep 16, 2019 8.3 at New England Patriots, Nov 14, 2021	<b>Kickoff Return Average</b>	31.0 at Jacksonville Jaguars, Nov 29, 2020 26.8 vs. Pittsburgh Steelers, Jan 03, 2021
<b>Longest Receptions</b>	27 at New York Jets, Sep 16, 2019 18 at New England Patriots, Nov 14, 2021 ...2 more at 18.	<b>Special Teams Tackles</b>	2 at Cincinnati Bengals, Dec 29, 2019 1 at Minnesota Vikings, Oct 03, 2021 ...5 more at 1.
<b>All-Purpose Yards</b>	168 vs. Denver Broncos, Oct 21, 2021 157 at New England Patriots, Nov 14, 2021	<b>Most TDs</b>	1 vs. Cincinnati Bengals, Jan 09, 2022 1 vs. Pittsburgh Steelers, Oct 31, 2021 ...1 more at 1.

**SINGLE-GAME HIGHS - POSTSEASON: RUSHING/RECEIVING**

<b>All-Purpose Yards</b>	83 at Pittsburgh Steelers, Jan 10, 2021 37 at Kansas City Chiefs, Jan 17, 2021	<b>Longest Kickoff Return</b>	33 at Pittsburgh Steelers, Jan 10, 2021 30 at Pittsburgh Steelers, Jan 10, 2021
<b>Kickoff Returns</b>	3 at Pittsburgh Steelers, Jan 10, 2021 2 at Kansas City Chiefs, Jan 17, 2021	<b>Kickoff Return Average</b>	27.7 at Pittsburgh Steelers, Jan 10, 2021
<b>Kickoff Return Yards</b>	83 at Pittsburgh Steelers, Jan 10, 2021 37 at Kansas City Chiefs, Jan 17, 2021	<b>Special Teams Tackles</b>	3 at Pittsburgh Steelers, Jan 10, 2021 1 at Kansas City Chiefs, Jan 17, 2021

**100-YARD RUSHING GAMES (2): REGULAR SEASON**

DATE	TEAM	ATT.	YDS.	AVG.	LG	TD
10/21/21	BRONCOS	22	146	6.6	20	1
01/09/22	BENGALS	25	123	4.9	13	1

**2023 GAME-BY-GAME REGULAR-SEASON STATISTICS (JAGUARS)**

DATE	OPPONENT	P/S	RUSHING					RECEIVING					W/L	SCORE	
			NO.	YDS.	AVG.	LG	TD	NO.	YDS.	AVG.	LG	TD			
09/10	at Colts	P	1	-4	-4.0	-4	0	0	0	0.0	0	0	0	W	31-21
09/17	Chiefs	P	1	8	8.0	8	0	1	9	9.0	9	0	0	L	9-17
09/24	Texans	P	3	6	2.0	3	0	2	6	3.0	6	0	0	L	17-37
<b>2023 TOTALS</b>		<b>3-0</b>	<b>5</b>	<b>10</b>	<b>2.0</b>	<b>8</b>	<b>0</b>	<b>3</b>	<b>15</b>	<b>5.0</b>	<b>9</b>	<b>0</b>	<b>0</b>	<b>1-2</b>	



**2022 GAME-BY-GAME REGULAR-SEASON STATISTICS (BROWNS)**

DATE	OPPONENT	P/S	RUSHING					RECEIVING					W/L	SCORE
			NO.	YDS.	AVG.	LG	TD	NO.	YDS.	AVG.	LG	TD		
09/11	at Panthers												W	26-24
09/18	Jets												L	30-31
09/22	Steelers	P	0	0	0.0	0	0	0	0	0.0	0	0	W	29-17
10/02	at Falcons	P	0	0	0.0	0	0	0	0	0.0	0	0	L	20-23
10/09	Chargers	P	0	0	0.0	0	0	0	0	0.0	0	0	L	28-30
10/16	Patriots	P	0	0	0.0	0	0	2	9	4.5	7	0	L	15-38
10/23	at Ravens	P	0	0	0.0	0	0	0	0	0.0	0	0	L	20-23
10/31	Bengals	P	4	17	4.3	7	0	0	0	0.0	0	0	W	32-13
11/13	at Dolphins	P	0	0	0.0	0	0	1	-2	-2.0	-2	0	L	17-39
11/20	at Bills	P	0	0	0.0	0	0	0	0	0.0	0	0	L	23-31
11/27	Buccaneers	P	0	0	0.0	0	0	0	0	0.0	0	0	W	23-17+
12/04	at Texans	P	0	0	0.0	0	0	0	0	0.0	0	0	W	27-14
12/11	at Bengals	P	0	0	0.0	0	0	0	0	0.0	0	0	L	10-23
12/17	Ravens	P	0	0	0.0	0	0	0	0	0.0	0	0	W	13-3
12/24	Saints	P	0	0	0.0	0	0	0	0	0.0	0	0	L	10-17
01/01	at Commanders	P	0	0	0.0	0	0	0	0	0.0	0	0	W	24-10
01/08	at Steelers	P	0	0	0.0	0	0	0	0	0.0	0	0	L	14-28
<b>2022 TOTALS</b>		<b>15-0</b>	<b>4</b>	<b>17</b>	<b>4.3</b>	<b>7</b>	<b>0</b>	<b>3</b>	<b>7</b>	<b>2.3</b>	<b>7</b>	<b>0</b>	<b>7-10</b>	

+ - Overtime





# TIM JONES | 15

**POSITION:** WIDE RECEIVER  
**HT:** 6-1 | **WT:** 200 | **DOB:** 5-15-1998  
**COLLEGE:** SOUTHERN MISSISSIPPI  
**HOMETOWN:** BILOXI, MISS.  
**ACQ:** FA-'21  
**EXP:** 2nd YEAR

@Timnjones5  
 @timnjones

## KEY TRANSACTIONS

- Originally signed with Jacksonville as an undrafted free agent on 5/1/2021

## PRO

### 2023 (Jaguars)

- 9/24 vs. HOU:** Posted two receptions for 11 yards... Saw action on special teams
- 9/17 vs. K.C.:** Recorded a fumble recovery for the first time in his career on special teams
- 9/10 at IND:** Saw action at wide receiver and on special teams

### 2022 (Jaguars)

- Saw action in 17 regular season games with one start and both postseason games... In the regular season he recorded three receptions for 30 yards and three special teams tackles (one solo)... In the postseason he recorded one special teams tackle
- 10/16 at IND:** Saw action at wide receiver and on special teams... Caught one pass for 20 yards
- 10/2 at PHI:** Made his first career NFL start at wide receiver and saw action on special teams

### 2021 (Jaguars)

- Spent season on the practice squad

## COLLEGE

- At Southern Mississippi, played in six games during his senior campaign... Caught 30 passes for 480 yards and a career-best four touchdown receptions during the season... Finished his four-year career fourth in receptions at the school (150)
- Started in all 13 games his junior year and was voted Second Team All-Conference USA... Led the team in receptions (73) and second in receiving yards (902)

## PERSONAL

- Second-team Class 6A All-State selection by the Mississippi Association of Coaches at wide receiver
- Selected first-team 4-6A All-Region
- Finished prep career with 209 catches for 3,524 yards and 29 touchdowns
- Jones is an avid fisherman

## TIM JONES' NFL REGULAR SEASON RUSHING/RECEIVING STATISTICS

DATE	TEAM	RECEIVING							RUSHING				
		GP	GS	NO.	YDS.	AVG.	LG	TD	NO.	YDS.	AVG.	LG	TD
2021	Jaguars	0	0	0	0	0.0	0	0	0	0	0.0	0	0
2022	Jaguars	17	1	3	30	10.0	20	0	0	0	0.0	0	0
2023	Jaguars	3	0	2	11	5.5	6	0	0	0	0.0	0	0
<b>NFL TOTALS</b>		<b>20</b>	<b>1</b>	<b>5</b>	<b>41</b>	<b>8.2</b>	<b>20</b>	<b>0</b>	<b>0</b>	<b>0</b>	<b>0.0</b>	<b>0</b>	<b>0</b>

## TIM JONES' NFL POSTSEASON RUSHING/RECEIVING STATISTICS

DATE	TEAM	RECEIVING							RUSHING				
		GP	GS	NO.	YDS.	AVG.	LG	TD	NO.	YDS.	AVG.	LG	TD
2022	Jaguars	2	0	0	0	0.0	0	0	0	0	0.0	0	0
<b>NFL TOTALS</b>		<b>2</b>	<b>0</b>	<b>0</b>	<b>0</b>	<b>0.0</b>	<b>0</b>	<b>0</b>	<b>0</b>	<b>0</b>	<b>0.0</b>	<b>0</b>	<b>0</b>

## SINGLE-GAME HIGHS: RECEIVING

<b>Receptions</b>	2 vs. Houston Texans, Sep 24, 2023 1 at Detroit Lions, Dec 04, 2022 ...2 more at 1.	<b>Longest Receptions</b>	20 at Indianapolis Colts, Oct 16, 2022 7 vs. New York Giants, Oct 23, 2022
<b>Receiving Yards</b>	20 at Indianapolis Colts, Oct 16, 2022 11 vs. Houston Texans, Sep 24, 2023	<b>All-Purpose Yards</b>	20 at Indianapolis Colts, Oct 16, 2022 11 vs. Houston Texans, Sep 24, 2023

## 2023 GAME-BY-GAME REGULAR-SEASON STATISTICS (JAGUARS)

DATE	OPPONENT	P/S	RECEIVING						RUSHING					W/L	SCORE	
			NO.	YDS.	AVG.	LG	TD	NO.	YDS.	AVG.	LG	TD				
09/10	at Colts	P	0	0	0.0	0	0	0	0	0	0.0	0	0	0	W	31-21
09/17	Chiefs	P	0	0	0.0	0	0	0	0	0	0.0	0	0	0	L	9-17
09/24	Texans	P	2	11	5.5	6	0	0	0	0	0.0	0	0	0	L	17-37
<b>2023 TOTALS</b>			<b>3-0</b>	<b>2</b>	<b>11</b>	<b>5.5</b>	<b>6</b>	<b>0</b>	<b>0</b>	<b>0</b>	<b>0.0</b>	<b>0</b>	<b>0</b>	<b>0</b>	<b>1-2</b>	



**2022 GAME-BY-GAME REGULAR-SEASON STATISTICS (JAGUARS)**

DATE	OPPONENT	P/S	RECEIVING					RUSHING					W/L	SCORE
			NO.	YDS.	AVG.	LG	TD	NO.	YDS.	AVG.	LG	TD		
09/11	at Commanders	P	0	0	0.0	0	0	0	0	0.0	0	0	L	22-28
09/18	Colts	P	0	0	0.0	0	0	0	0	0.0	0	0	W	24-0
09/25	at Chargers	P	0	0	0.0	0	0	0	0	0.0	0	0	W	38-10
10/02	at Eagles	S	0	0	0.0	0	0	0	0	0.0	0	0	L	21-29
10/09	Texans	P	0	0	0.0	0	0	0	0	0.0	0	0	L	6-13
10/16	at Colts	P	1	20	20.0	20	0	0	0	0.0	0	0	L	27-34
10/23	Giants	P	1	7	7.0	7	0	0	0	0.0	0	0	L	17-23
10/30	Broncos	P	0	0	0.0	0	0	0	0	0.0	0	0	L	17-21
11/06	Raiders	P	0	0	0.0	0	0	0	0	0.0	0	0	W	27-20
11/13	at Chiefs	P	0	0	0.0	0	0	0	0	0.0	0	0	L	17-27
11/27	Ravens	P	0	0	0.0	0	0	0	0	0.0	0	0	W	28-27
12/04	at Lions	P	1	3	3.0	3	0	0	0	0.0	0	0	L	14-40
12/11	at Titans	P	0	0	0.0	0	0	0	0	0.0	0	0	W	36-22
12/18	Cowboys	P	0	0	0.0	0	0	0	0	0.0	0	0	W	40-34+
12/22	at Jets	P	0	0	0.0	0	0	0	0	0.0	0	0	W	19-3
01/01	at Texans	P	0	0	0.0	0	0	0	0	0.0	0	0	W	31-3
01/07	Titans	P	0	0	0.0	0	0	0	0	0.0	0	0	W	20-16
<b>2022 TOTALS</b>		<b>17-1</b>	<b>3</b>	<b>30</b>	<b>10.0</b>	<b>20</b>	<b>0</b>	<b>0</b>	<b>0</b>	<b>0.0</b>	<b>0</b>	<b>0</b>	<b>9-8</b>	

+ - Overtime

**2022 GAME-BY-GAME POSTSEASON STATISTICS (JAGUARS)**

DATE	OPPONENT	P/S	RECEIVING					RUSHING					W/L	SCORE
			NO.	YDS.	AVG.	LG	TD	NO.	YDS.	AVG.	LG	TD		
01/14	Chargers	P	0	0	0.0	0	0	0	0	0.0	0	0	W	31-30
01/21	at Chiefs	P	0	0	0.0	0	0	0	0	0.0	0	0	L	20-27
<b>2022 TOTALS</b>		<b>2-0</b>	<b>0</b>	<b>0</b>	<b>0.0</b>	<b>0</b>	<b>0</b>	<b>0</b>	<b>0</b>	<b>0.0</b>	<b>0</b>	<b>0</b>	<b>1-1</b>	





## ZAY JONES | 7

POSITION: WIDE RECEIVER

HT: 6-2 | WT: 200 | DOB: 3-30-1995

COLLEGE: EAST CAROLINA

HOMETOWN: AUSTIN, TEXAS

ACQ: UFA (L.V.)-'22

EXP: 7th YEAR

 @zayjones11

 @zay

### KEY TRANSACTIONS

- Originally drafted by Buffalo in the second round (37th overall) in the 2017 draft
- Acquired via trade by Las Vegas from Buffalo on 3/19/19
- Signed by Jacksonville as an unrestricted free agent on 3/16/22

### PRO

#### 2023 (Jaguars)

- **9/24 vs. HOU:** Inactive (Knee)
- **9/17 vs. K.C.:** Started at wide receiver
- **9/10 at IND:** Started at wide receiver and posted five receptions for 55 yards including an 18-yard touchdown

#### 2022 (Jaguars)

- Saw action in 16 regular season games with 15 starts and started both postseason games... In the regular season he recorded career-high's in receptions (82), receiving yards (823), had the Jaguars longest receiving play (59 yards), and recorded five receiving touchdowns... In the postseason he recorded 13 receptions for 157 yards and one touchdown
- **1/14 vs. LAC:** Started at wide receiver and caught eight passes for 74 yards and one touchdown
- **12/18 vs. DAL:** Started at wide receiver and caught six passes for 109 yards and a career-high three touchdowns, marking the third multi-touchdown game of his career... Jones' 59-yard touchdown reception was the longest of his career... Jones joined Marcedes Lewis (2017), Allen Robinson (2015) and Jimmy Smith (2000) as the only players in franchise history with three receiving TDs in a single game
- **12/11 at TEN:** Started at wide receiver and caught eight passes for 77 yards and one touchdown
- **11/27 vs. BAL:** Started at wide receiver and set career highs in receptions (11) and receiving yards (145)... Caught the game-winning two-point conversion

#### 2021 (Raiders)

- Appeared in all 17 games and made nine starts, compiling 47 receptions for 546 yards and one TD...Finished third on the team in receptions (47) and fourth in receiving yards (546)
- **1/15/22 at CIN:** In wild card game against Cincinnati started and recorded five receptions for 61 yards with one TD
- **1/2/22 at IND:** Set career highs in receptions (eight) and receiving yards (120)...Marked his first career 100-yard receiving game

#### 2020 (Raiders)

- Appeared in all 16 games for the second time in his career with two starts...Recorded 14 receptions for 154 yards with one TD in his second season with the Raiders

#### 2019 (Bills/Raiders)

- Appeared in 15 games with nine starts between Buffalo and Oakland
- Recorded 20 catches for 147 yards after joining the Silver and Black prior to Week 7
- Ended the season with 27 receptions for 216 yards

#### 2018 (Bills)

- Appeared in 16 games for the first time in his career, making 15 starts and logged a career-high 56 receptions for 652 yards and seven TDs. His seven TDs were tied for the second-most in the NFL by a second-year wide receiver in 2018
- Logged five TDs in December, the second-most by a player in December in franchise history...His five TD receptions over the last five games were tied for the most in the NFL with WR Julio Jones

#### 2017 (Bills)

- Appeared in 15 contests as a rookie, making 10 starts and compiled 27 receptions for 316 yards (11.7 avg.) and two TDs

### COLLEGE

- Played four seasons at East Carolina and appeared in 50 games with 41 starts over his four years (2013-16) with the program
- Owns FBS, American Athletic Conference and ECU career (399) and single-season (158) standards in receptions... Fred Biletnikoff Award, William V. Campbell Trophy and Senior CLASS Award Finalist in 2016
- Stands 13th on the all-time NCAA (FBS) receiving yards list with 4,279 yards... Became 19th player in FBS history with 4,000-plus receiving yards
- Was named first team All-American in 2016 at East Carolina after he led all NCAA FBS receivers with 158 receptions and 1,746 yards.
- Set a NCAA FBS record with 399 receptions during his collegiate career (2013-16)

### PERSONAL

- Attended the 2023 DUUUVAL Draft Party at Daily's Place as a player panelist
- A first-team All-District (15-5A) selection at wide receiver and kick returner in 2012 at Stephen F. Austin (Texas) High School
- Father is Robert Jones, who played 10 seasons in the NFL for the Cowboys, Rams, Dolphins and Washington... He was drafted in the first round of the 1992 NFL Draft and won three super bowls with the Cowboys
- His brother Cayleb Jones also played in the NFL for the Philadelphia Eagles and Minnesota Vikings



### ZAY JONES' NFL REGULAR SEASON RUSHING/RECEIVING STATISTICS

DATE	TEAM	RECEIVING							RUSHING				
		GP	GS	NO.	YDS.	AVG.	LG	TD	NO.	YDS.	AVG.	LG	TD
2017	Bills	15	10	27	316	11.7	33	2	0	0	0.0	0	0
2018	Bills	16	15	56	652	11.6	57	7	1	0	0.0	0	0
2019	Bills	5	2	7	69	9.9	23	0	0	0	0.0	0	0
Went from <b>Buffalo</b> to <b>Oakland</b> .													
2019	Raiders	10	7	20	147	7.4	16	0	1	3	3.0	3	0
2019	TOTAL	15	9	27	216	8.0	23	0	1	3	3.0	3	0
2020	Raiders	16	2	14	154	11.0	37	1	0	0	0.0	0	0
2021	Raiders	17	9	47	546	11.6	43	1	2	3	1.5	4	0
2022	Jaguars	16	15	82	823	10.0	59t	5	4	18	4.5	14	0
2023	Jaguars	2	2	5	55	11.0	18t	1	0	0	0.0	0	0
<b>NFL TOTALS</b>		<b>97</b>	<b>62</b>	<b>258</b>	<b>2,762</b>	<b>10.7</b>	<b>59T</b>	<b>17</b>	<b>8</b>	<b>24</b>	<b>3.0</b>	<b>14</b>	<b>0</b>

### ZAY JONES' NFL POSTSEASON RUSHING/RECEIVING STATISTICS

DATE	TEAM	RECEIVING							RUSHING				
		GP	GS	NO.	YDS.	AVG.	LG	TD	NO.	YDS.	AVG.	LG	TD
2017	Bills	1	0	2	20	10.0	15	0	0	0	0.0	0	0
2021	Raiders	1	1	5	61	12.2	17	1	0	0	0.0	0	0
2022	Jaguars	2	2	13	157	12.1	39t	1	0	0	0.0	0	0
<b>NFL TOTALS</b>		<b>4</b>	<b>3</b>	<b>20</b>	<b>238</b>	<b>11.9</b>	<b>39T</b>	<b>2</b>	<b>0</b>	<b>0</b>	<b>0.0</b>	<b>0</b>	<b>0</b>

#### SINGLE-GAME HIGHS: RUSHING/RECEIVING

<b>Rush Attempts</b>	1 at Indianapolis Colts, Jan 02, 2022 1 at Dallas Cowboys, Nov 25, 2021 ...2 more at 1.	<b>Longest Receptions</b>	59t vs. Dallas Cowboys, Dec 18, 2022 57 vs. Los Angeles Chargers, Sep 16, 2018
<b>Rushing Yards</b>	14 vs. New York Giants, Oct 23, 2022 7 vs. Denver Broncos, Oct 30, 2022	<b>Receiving TDs</b>	3 vs. Dallas Cowboys, Dec 18, 2022 2 vs. Miami Dolphins, Dec 30, 2018 ...1 more at 2.
<b>Longest Runs</b>	14 vs. New York Giants, Oct 23, 2022 7 vs. Denver Broncos, Oct 30, 2022	<b>All-Purpose Yards</b>	145 vs. Baltimore Ravens, Nov 27, 2022 119 at Indianapolis Colts, Jan 02, 2022
<b>Receptions</b>	11 vs. Baltimore Ravens, Nov 27, 2022 10 at Los Angeles Chargers, Sep 25, 2022	<b>Special Teams Tackles</b>	1 vs. Cincinnati Bengals, Nov 21, 2021 1 vs. Miami Dolphins, Sep 26, 2021
<b>Receiving Yards</b>	145 vs. Baltimore Ravens, Nov 27, 2022 120 at Indianapolis Colts, Jan 02, 2022	<b>Most TDs</b>	3 vs. Dallas Cowboys, Dec 18, 2022 2 vs. Miami Dolphins, Dec 30, 2018 ...1 more at 2.
<b>Receiving Average</b>	18.2 vs. Dallas Cowboys, Dec 18, 2022 17.0 at Los Angeles Chargers, Nov 19, 2017	<b>Miscellaneous Tackles</b>	1 at Indianapolis Colts, Jan 02, 2022 1 vs. Kansas City Chiefs, Nov 14, 2021 ...4 more at 1.

#### SINGLE-GAME HIGHS - POSTSEASON: RECEIVING

<b>Receptions</b>	8 vs. Los Angeles Chargers, Jan 14, 2023 5 at Kansas City Chiefs, Jan 21, 2023 ...1 more at 5.	<b>Receiving TDs</b>	1 vs. Los Angeles Chargers, Jan 14, 2023 1 at Cincinnati Bengals, Jan 15, 2022
<b>Receiving Yards</b>	83 at Kansas City Chiefs, Jan 21, 2023 74 vs. Los Angeles Chargers, Jan 14, 2023	<b>All-Purpose Yards</b>	83 at Kansas City Chiefs, Jan 21, 2023 74 vs. Los Angeles Chargers, Jan 14, 2023
<b>Receiving Average</b>	16.6 at Kansas City Chiefs, Jan 21, 2023 12.2 at Cincinnati Bengals, Jan 15, 2022	<b>Most TDs</b>	1 vs. Los Angeles Chargers, Jan 14, 2023 1 at Cincinnati Bengals, Jan 15, 2022
<b>Longest Receptions</b>	39t vs. Los Angeles Chargers, Jan 14, 2023 37 at Kansas City Chiefs, Jan 21, 2023	<b>Miscellaneous Tackles</b>	1 at Cincinnati Bengals, Jan 15, 2022

#### 100-YARD RECEIVING GAMES (3): REGULAR SEASON

DATE	TEAM	NO.	YDS.	AVG.	LG	TD
01/02/22	at Colts	8	120	15.0	42	0
11/27/22	RAVENS	11	145	13.2	29	0
12/18/22	COWBOYS	6	109	18.2	59t	3

#### 2023 GAME-BY-GAME REGULAR-SEASON STATISTICS (JAGUARS)

DATE	OPPONENT	P/S	RECEIVING					RUSHING					W/L	SCORE	
			NO.	YDS.	AVG.	LG	TD	NO.	YDS.	AVG.	LG	TD			
09/10	at Colts	S	5	55	11.0	18t	1	0	0	0.0	0	0	W	31-21	
09/17	Chiefs	S	0	0	0.0	0	0	0	0	0.0	0	0	L	9-17	
09/24	Texans		ON INACTIVE LIST											L	17-37
<b>2023 TOTALS</b>		<b>2-2</b>	<b>5</b>	<b>55</b>	<b>11.0</b>	<b>18T</b>	<b>1</b>	<b>0</b>	<b>0</b>	<b>0.0</b>	<b>0</b>	<b>0</b>	<b>0</b>	<b>1-2</b>	





**2022 GAME-BY-GAME REGULAR-SEASON STATISTICS (JAGUARS)**

DATE	OPPONENT	P/S	RECEIVING					RUSHING					W/L	SCORE
			NO.	YDS.	AVG.	LG	TD	NO.	YDS.	AVG.	LG	TD		
09/11	at Commanders	S	6	65	10.8	18	0	0	0	0.0	0	0	L	22-28
09/18	Colts	P	3	23	7.7	10	0	0	0	0.0	0	0	W	24-0
09/25	at Chargers	S	10	85	8.5	16	1	1	0	0.0	0	0	W	38-10
10/02	at Eagles												L	21-29
10/09	Texans	S	3	12	4.0	7	0	0	0	0.0	0	0	L	6-13
10/16	at Colts	S	5	42	8.4	18	0	0	0	0.0	0	0	L	27-34
10/23	Giants	S	4	54	13.5	20	0	1	14	14.0	14	0	L	17-23
10/30	Broncos	S	3	28	9.3	17	0	1	7	7.0	7	0	L	17-21
11/06	Raiders	S	5	40	8.0	22	0	0	0	0.0	0	0	W	27-20
11/13	at Chiefs	S	8	68	8.5	14	0	0	0	0.0	0	0	L	17-27
11/27	Ravens	S	11	145	13.2	29	0	0	0	0.0	0	0	W	28-27
12/04	at Lions	S	2	16	8.0	10	0	0	0	0.0	0	0	L	14-40
12/11	at Titans	S	8	77	9.6	20t	1	0	0	0.0	0	0	W	36-22
12/18	Cowboys	S	6	109	18.2	59t	3	0	0	0.0	0	0	W	40-34+
12/22	at Jets	S	1	14	14.0	14	0	1	-3	-3.0	-3	0	W	19-3
01/01	at Texans	S	3	24	8.0	11	0	0	0	0.0	0	0	W	31-3
01/07	Titans	S	4	21	5.3	8	0	0	0	0.0	0	0	W	20-16
<b>2022 TOTALS</b>		<b>16-15</b>	<b>82</b>	<b>823</b>	<b>10.0</b>	<b>59T</b>	<b>5</b>	<b>4</b>	<b>18</b>	<b>4.5</b>	<b>14</b>	<b>0</b>	<b>9-8</b>	

+ - Overtime

**2022 GAME-BY-GAME POSTSEASON STATISTICS (JAGUARS)**

DATE	OPPONENT	P/S	RECEIVING					RUSHING					W/L	SCORE
			NO.	YDS.	AVG.	LG	TD	NO.	YDS.	AVG.	LG	TD		
01/14	Chargers	S	8	74	9.3	39t	1	0	0	0.0	0	0	W	31-30
01/21	at Chiefs	S	5	83	16.6	37	0	0	0	0.0	0	0	L	20-27
<b>2022 TOTALS</b>		<b>2-2</b>	<b>13</b>	<b>157</b>	<b>12.1</b>	<b>39T</b>	<b>1</b>	<b>0</b>	<b>0</b>	<b>0.0</b>	<b>0</b>	<b>0</b>	<b>1-1</b>	





# CHRISTIAN KIRK | 13

POSITION: WIDE RECEIVER

HT: 5-11 | WT: 200 | DOB: 11-16-1996

COLLEGE: TEXAS A&M

HOMETOWN: SCOTTSDALE, ARIZ.

ACQ: UFA (ARZ)-'22

EXP: 6th YEAR

 @ckirk

 @ckirk

## KEY TRANSACTIONS

- Originally drafted by Arizona in the second round (47th overall) in the 2018 draft
- Signed by Jacksonville as an unrestricted free agent on 3/16/22

## PRO

### 2023 (Jaguars)

- **9/24 vs. HOU:** Started at wide receiver and recorded four receptions for 54 yards and a touchdown
- **9/17 vs. K.C.:** Started at wide receiver and posted 11 receptions for 110 yards... Recorded his eighth career 100-yard receiving game and fourth as a Jaguar
- **9/10 at IND:** Started at wide receiver and caught a nine-yard reception

### 2022 (Jaguars)

- Started all 17 regular season games and both postseason games... In the regular season he led the Jaguars receiving corps and recorded career-high's in receptions (84), receiving yards (1,108) yards and touchdowns (eight)... His 1,108 receiving yards is the most by a Jacksonville receiver since Allen Robinson recorded 1,400 receiving yards in 2015... He also rushed for 11 yards on five attempts... In the postseason he recorded 15 receptions for 130 yards and two touchdowns with one rushing attempt for 18 yards
- **1/1 at HOU:** Started at wide receiver and caught two passes for 21 yards, surpassing 1,000 receiving yards for the season, joining WR Keenan McCardell as the only Jaguars players to reach 1,000 receiving yards in their first season in Jacksonville... Kirk also set a new career high in receptions in a season
- **11/13 at K.C.:** Started at wide receiver and led the team in receptions (9) and yards (105) with two touchdown receptions... Kirk's second TD set a single season career high
- **9/18 vs. IND:** Posted six receptions for 78 yards and two TDs, including a 10-yard TD reception to cap Jacksonville's opening drive... This marked his sixth career multi-TD game
- **9/11 at WAS:** Started at wide receiver and surpassed 3,000 career receiving yards as he posted six receptions for 117 yards... Kirk joined Troy Edwards (2003) and Allen Hurns (2014) as the only players to post 100-plus receiving yards in their Jaguars debut

### 2021 (Cardinals)

- Appeared in every game, including 11 starts, for the first time in his career
- Led the team in receptions (77), receiving yards (982) and targets (103) for five TDs averaging 12.8 yards per catch
- **9/12 at TEN:** scored two TDs and gained 70 yards on five receptions, marked the fourth multiple-TD game of his career
- **9/26 at JAX:** caught seven passes for 104 yards (14.9 avg.), marked his fourth career 100-yard performance

### 2020 (Cardinals)

- Played in 14 games (10 starts) and posted 48 receptions for 621 yards and a career-high six TDs ... added 22 punt returns for 132 yards ...
- **9/20 vs. WAS:** Had two receptions for 57 yards including a 49-yard catch to extend a second quarter scoring drive
- **10/25 vs. SEA:** Had five receptions for 37 yards and two TDs, becoming just the fifth different player in franchise history to have multiple TD receptions in back-to-back games
- **11/8 vs. MIA:** Caught five passes for a season-high 123 yards and a 56-yard TD, marked his fifth-career TD reception of 50+ yards

### 2019 (Cardinals)

- Totaled 68 receptions for 709 yards and three TDs in 13 games (all starts) ... added 10 carries for 93 yards
- **9/15 at BAL:** had his first career 100-yard performance with a 114 yards on six receptions, joined Larry Fitzgerald as the first pair of Cardinals players with 100 receiving yards in a game since Fitzgerald (133) and Michael Floyd (101) vs. SF (11/13/16) ...
- **9/22 vs. CAR:** established a career high with 10 receptions and had a six-yard carry
- **12/8 vs. PIT:** Posted game-high marks with eight receptions for 85 yards, his 100th-career reception in his 22nd-career game against the Steelers, becoming the second-fastest player in franchise history to reach the milestone behind only Anquan Boldin (16 games)

### 2018 (Cardinals)

- Turned in a highly productive rookie campaign with 43 receptions for 590 yards and three TDs, three carries for 35 yards and 21 punt returns for 164 yards in 12 games (seven starts) prior to a season-ending foot injury
- Named to the PFWA All-Rookie team as a punt returner ...
- At the time of his injury, ranked second in the NFL in receptions (43) and third in receiving yards (590) among rookie WRs with TD catches of 75 and 59 yards, joined Giants RB Saquon Barkley (five), Browns RB Nick Chubb (two) and Falcons WR Calvin Ridley (two) as the only rookies with multiple TD catches of 50+ yards

## COLLEGE

- During his three seasons at Texas A&M, started 36 of 39 games played and totaled 234 receptions for 2,856 yards and 26 receiving TDs, 23 rushing attempts for 120 yards, 48 kickoff returns for 1,048 yards and a TD, and 37 punt returns for 814 yards and six TDs
- Despite playing just three seasons, fell just 29 receptions shy of breaking the SEC all-time receptions record (262 by Jordan Matthews) and 19 receptions shy of breaking the Aggies career receptions leader (252 by Ryan Swope)
- Earned first-team All-SEC honors as a return man and as an all-purpose player in both 2016 and 2017
- Against New Mexico State in 2016, became the first player in A&M history with two punt return TDs in a game
- Left Texas A&M as the NCAA's career active leader in punt return average (22.0) and punt return TDs (6) ... his six career punt return TDs doubled the previous school career record



**PERSONAL**

- Attended the 2023 DUUUVAL Draft Party at Daily's Place as a player panelist
- Attended Saguaro (Scottsdale, AZ) High School where he was named an All-American by Under Armour, MaxPreps and PrepStar and was the Gatorade Player of the Year in Arizona as a senior in 2014
- Majored in University Studies with a concentration in Business at the Mays Business School
- Created the "Kicks from Kirk" program which offered fans the opportunity to win a free pair of Adidas shoes each week courtesy of Kirk by submitting a write up of someone who has significantly impacted their lives... Kirk selected a winner each week as part of the contest
- In the 2019 offseason, he teamed with the Stabler Foundation to provide backpacks for the Sunshine Pack Drive to benefit the Arizona Children's Cancer Foundation... Kirk donated 400 backpacks and took part in an event to help collect arts and crafts, books, journals, games, headphones and other small goods to include in the packs for children

**CHRISTIAN KIRK'S NFL REGULAR SEASON RUSHING/RECEIVING STATISTICS**

DATE	TEAM	GP	GS	RECEIVING					RUSHING				
				NO.	YDS.	AVG.	LG	TD	NO.	YDS.	AVG.	LG	TD
2018	Cardinals	12	7	43	590	13.7	75t	3	3	35	11.7	23	0
2019	Cardinals	13	13	68	709	10.4	69t	3	10	93	9.3	28	0
2020	Cardinals	14	10	48	621	12.9	80t	6	2	3	1.5	3	0
2021	Cardinals	17	11	77	982	12.8	50	5	1	11	11.0	11	0
2022	Jaguars	17	17	84	1,108	13.2	49	8	5	11	2.2	5	0
2023	Jaguars	3	3	16	173	10.8	45	1	0	0	0.0	0	0
<b>NFL TOTALS</b>		<b>76</b>	<b>61</b>	<b>336</b>	<b>4,183</b>	<b>12.4</b>	<b>80T</b>	<b>26</b>	<b>21</b>	<b>153</b>	<b>7.3</b>	<b>28</b>	<b>0</b>

**CHRISTIAN KIRK'S NFL POSTSEASON RUSHING/RECEIVING STATISTICS**

DATE	TEAM	GP	GS	RECEIVING					RUSHING				
				NO.	YDS.	AVG.	LG	TD	NO.	YDS.	AVG.	LG	TD
2021	Cardinals	1	0	6	51	8.5	23	0	0	0	0.0	0	0
2022	Jaguars	2	2	15	130	8.7	17	2	1	18	18.0	18	0
<b>NFL TOTALS</b>		<b>3</b>	<b>2</b>	<b>21</b>	<b>181</b>	<b>8.6</b>	<b>23</b>	<b>2</b>	<b>1</b>	<b>18</b>	<b>18.0</b>	<b>18</b>	<b>0</b>

**CHRISTIAN KIRK'S NFL REGULAR SEASON RETURN STATISTICS**

DATE	TEAM	KICKOFF RETURNS					PUNT RETURNS					
		RET.	YDS.	AVG.	LG	TD	NO.	FC	YDS.	AVG.	LG	TD
2018	Cardinals	0	0	0.0	0	0	21	17	164	7.8	44	0
2019	Cardinals	0	0	0.0	0	0	7	6	39	5.6	20	0
2020	Cardinals	1	20	20.0	20	0	22	10	132	6.0	24	0
2021	Cardinals	0	0	0.0	0	0	1	6	-5	-5.0	0	0
2022	Jaguars	0	0	0.0	0	0	4	2	25	6.3	10	0
2023	Jaguars	0	0	0.0	0	0	0	0	0	0.0	0	0
<b>NFL TOTALS</b>		<b>1</b>	<b>20</b>	<b>20.0</b>	<b>20</b>	<b>0</b>	<b>55</b>	<b>41</b>	<b>355</b>	<b>6.5</b>	<b>44</b>	<b>0</b>

**CHRISTIAN KIRK'S NFL POSTSEASON RETURN STATISTICS**

DATE	TEAM	KICKOFF RETURNS					PUNT RETURNS					
		RET.	YDS.	AVG.	LG	TD	NO.	FC	YDS.	AVG.	LG	TD
2021	Cardinals	0	0	0.0	0	0	1	1	0	0.0	0	0
2022	Jaguars	0	0	0.0	0	0	0	0	0	0.0	0	0
<b>NFL TOTALS</b>		<b>0</b>	<b>0</b>	<b>0.0</b>	<b>0</b>	<b>0</b>	<b>1</b>	<b>1</b>	<b>0</b>	<b>0.0</b>	<b>0</b>	<b>0</b>

**SINGLE-GAME HIGHS: RUSHING/RECEIVING**

<b>Rush Attempts</b>	2 at Seattle Seahawks, Dec 22, 2019 1 vs. San Francisco 49ers, Oct 10, 2021 ...13 more at 1.	<b>Kickoff Return Yards</b>	20 vs. Philadelphia Eagles, Dec 20, 2020
<b>Rushing Yards</b>	28 vs. Cleveland Browns, Dec 15, 2019 23 at Green Bay Packers, Dec 02, 2018	<b>Longest Kickoff Return</b>	20 vs. Philadelphia Eagles, Dec 20, 2020
<b>Longest Runs</b>	28 vs. Cleveland Browns, Dec 15, 2019 23 at Green Bay Packers, Dec 02, 2018	<b>Fair Catches</b>	5 vs. San Francisco 49ers, Oct 28, 2018 4 vs. Denver Broncos, Oct 18, 2018
<b>Receptions</b>	11 vs. Kansas City Chiefs, Sep 17, 2023 10 vs. Carolina Panthers, Sep 22, 2019	<b>Punt Return Yards</b>	77 at New York Giants, Dec 13, 2020 44 vs. Washington Redskins, Sep 09, 2018
<b>Receiving Yards</b>	138 at Tampa Bay Buccaneers, Nov 10, 2019 123 vs. Miami Dolphins, Nov 08, 2020	<b>Longest Punt Return</b>	44 vs. Washington Redskins, Sep 09, 2018 26 at Los Angeles Chargers, Nov 25, 2018
<b>Receiving Average</b>	28.7 vs. Los Angeles Rams, Dec 13, 2021 28.3 at San Francisco 49ers, Oct 07, 2018	<b>Punt Returns</b>	6 at New York Giants, Dec 13, 2020 4 vs. Denver Broncos, Oct 30, 2022 ...1 more at 4.
<b>Longest Receptions</b>	80t at Dallas Cowboys, Oct 19, 2020 75t at San Francisco 49ers, Oct 07, 2018	<b>Punt Return Average</b>	12.8 at New York Giants, Dec 13, 2020 9.5 vs. Oakland Raiders, Nov 18, 2018
<b>Receiving TDs</b>	3 at Tampa Bay Buccaneers, Nov 10, 2019 2 at Kansas City Chiefs, Nov 13, 2022 ...4 more at 2.	<b>Most TDs</b>	3 at Tampa Bay Buccaneers, Nov 10, 2019 2 at Kansas City Chiefs, Nov 13, 2022 ...4 more at 2.
<b>All-Purpose Yards</b>	138 at Tampa Bay Buccaneers, Nov 10, 2019 119 vs. Miami Dolphins, Nov 08, 2020	<b>Miscellaneous Tackles</b>	1 vs. Pittsburgh Steelers, Dec 08, 2019 1 at Los Angeles Chargers, Nov 25, 2018 ...1 more at 1.
<b>Kickoff Returns</b>	1 vs. Philadelphia Eagles, Dec 20, 2020		



**SINGLE-GAME HIGHS - POSTSEASON: RUSHING/RECEIVING**

**Longest Runs** 18 at Kansas City Chiefs, Jan 21, 2023  
**Receptions** 8 vs. Los Angeles Chargers, Jan 14, 2023  
 7 at Kansas City Chiefs, Jan 21, 2023  
**Receiving Yards** 78 vs. Los Angeles Chargers, Jan 14, 2023  
 52 at Kansas City Chiefs, Jan 21, 2023  
**Receiving Average** 9.8 vs. Los Angeles Chargers, Jan 14, 2023  
 8.5 at Los Angeles Rams, Jan 17, 2022  
**Longest Receptions** 23 at Los Angeles Rams, Jan 17, 2022  
 17 vs. Los Angeles Chargers, Jan 14, 2023

**Receiving TDs** 1 at Kansas City Chiefs, Jan 21, 2023  
 1 vs. Los Angeles Chargers, Jan 14, 2023  
**All-Purpose Yards** 78 vs. Los Angeles Chargers, Jan 14, 2023  
 70 at Kansas City Chiefs, Jan 21, 2023  
**Fair Catches** 1 at Los Angeles Rams, Jan 17, 2022  
**Punt Returns** 1 at Los Angeles Rams, Jan 17, 2022  
**Most TDs** 1 at Kansas City Chiefs, Jan 21, 2023  
 1 vs. Los Angeles Chargers, Jan 14, 2023

**100-YARD RECEIVING GAMES (8): REGULAR SEASON**

DATE	TEAM	NO.	YDS.	AVG.	LG	TD
09/15/19	at Ravens	6	114	19.0	34	0
11/10/19	at Buccaneers	6	138	23.0	69t	3
11/08/20	DOLPHINS	5	123	24.6	56t	1
09/26/21	at Jaguars	7	104	14.9	33	0
09/11/22	at Commanders	6	117	19.5	49	0
11/13/22	at Chiefs	9	105	11.7	24	2
12/04/22	at Lions	6	104	17.3	37	0
09/17/23	CHIEFS	11	110	10.0	45	0

**2023 GAME-BY-GAME REGULAR-SEASON STATISTICS (JAGUARS)**

DATE	OPPONENT	P/S	RECEIVING					RUSHING					W/L	SCORE	
			NO.	YDS.	AVG.	LG	TD	NO.	YDS.	AVG.	LG	TD			
09/10	at Colts	S	1	9	9.0	9	0	0	0	0.0	0	0	0	W	31-21
09/17	Chiefs	S	11	110	10.0	45	0	0	0	0.0	0	0	0	L	9-17
09/24	Texans	S	4	54	13.5	26t	1	0	0	0.0	0	0	0	L	17-37
<b>2023 TOTALS</b>		<b>3-3</b>	<b>16</b>	<b>173</b>	<b>10.8</b>	<b>45</b>	<b>1</b>	<b>0</b>	<b>0</b>	<b>0.0</b>	<b>0</b>	<b>0</b>	<b>0</b>	<b>1-2</b>	

**2022 GAME-BY-GAME REGULAR-SEASON STATISTICS (JAGUARS)**

DATE	OPPONENT	P/S	RECEIVING					RUSHING					W/L	SCORE	
			NO.	YDS.	AVG.	LG	TD	NO.	YDS.	AVG.	LG	TD			
09/11	at Commanders	S	6	117	19.5	49	0	0	0	0.0	0	0	0	L	22-28
09/18	Colts	S	6	78	13.0	26	2	0	0	0.0	0	0	0	W	24-0
09/25	at Chargers	S	6	72	12.0	35	1	0	0	0.0	0	0	0	W	38-10
10/02	at Eagles	S	2	60	30.0	45	0	1	3	3.0	3	0	0	L	21-29
10/09	Texans	S	1	11	11.0	6	0	0	0	0.0	0	0	0	L	6-13
10/16	at Colts	S	4	24	6.0	12	1	1	4	4.0	4	0	0	L	27-34
10/23	Giants	S	7	96	13.7	34	0	1	5	5.0	5	0	0	L	17-23
10/30	Broncos	S	3	40	13.3	25	0	0	0	0.0	0	0	0	L	17-21
11/06	Raiders	S	8	76	9.5	23	1	0	0	0.0	0	0	0	W	27-20
11/13	at Chiefs	S	9	105	11.7	24	2	0	0	0.0	0	0	0	L	17-27
11/27	Ravens	S	4	46	11.5	17	0	1	-5	-5.0	-5	0	0	W	28-27
12/04	at Lions	S	6	104	17.3	37	0	0	0	0.0	0	0	0	L	14-40
12/11	at Titans	S	5	45	9.0	23	0	0	0	0.0	0	0	0	W	36-22
12/18	Cowboys	S	6	92	15.3	30	0	0	0	0.0	0	0	0	W	40-34+
12/22	at Jets	S	3	22	7.3	12	0	1	4	4.0	4	0	0	W	19-3
01/01	at Texans	S	2	21	10.5	13	0	0	0	0.0	0	0	0	W	31-3
01/07	Titans	S	6	99	16.5	33	1	0	0	0.0	0	0	0	W	20-16
<b>2022 TOTALS</b>		<b>17-17</b>	<b>84</b>	<b>1,108</b>	<b>13.2</b>	<b>49</b>	<b>8</b>	<b>5</b>	<b>11</b>	<b>2.2</b>	<b>5</b>	<b>0</b>	<b>9-8</b>		

+ - Overtime

**2022 GAME-BY-GAME POSTSEASON STATISTICS (JAGUARS)**

DATE	OPPONENT	P/S	RECEIVING					RUSHING					W/L	SCORE	
			NO.	YDS.	AVG.	LG	TD	NO.	YDS.	AVG.	LG	TD			
01/14	Chargers	S	8	78	9.8	17	1	0	0	0.0	0	0	0	W	31-30
01/21	at Chiefs	S	7	52	7.4	15	1	1	18	18.0	18	0	0	L	20-27
<b>2022 TOTALS</b>		<b>2-2</b>	<b>15</b>	<b>130</b>	<b>8.7</b>	<b>17</b>	<b>2</b>	<b>1</b>	<b>18</b>	<b>18.0</b>	<b>18</b>	<b>0</b>	<b>1-1</b>		





# TYLER LACY | 93

**POSITION:** DEFENSIVE LINEMAN  
**HT:** 6-4 | **WT:** 279 | **DOB:** 11-10-1999  
**COLLEGE:** OKLAHOMA STATE  
**HOMETOWN:** SACHSE, TEXAS  
**ACQ:** D4-'23  
**EXP:** R

tylerlacy85  
 tylerlacy85

## KEY TRANSACTIONS

- Originally drafted by Jacksonville in the fourth round (130th overall) of the 2023 Draft

## PRO

### 2023 (Jaguars)

- 9/24 vs. HOU:** Saw action on defensive line
- 9/17 vs. K.C.:** Saw action on defensive line and assisted on one tackle in his NFL debut
- 9/10 at IND:** Inactive (Hip)

## COLLEGE

- Started 44 career games and recorded 113 career tackles (59 solo), 11.5 sacks and three forced fumbles
- Was a three-time All-Big 12 Honorable Mention
- Participated in the 2023 Reese's Senior Bowl

## PERSONAL

- Majored in Sports Management

### TYLER LACY'S NFL REGULAR SEASON DEFENSIVE STATISTICS

DATE	TEAM	GP	TACKLES							INTERCEPTIONS							O. FUMB					ST					MISC	
			GS	TK	S	A	TFL	YDS	SK	YDS	QBH	NO	YDS	LG	TD	PD	FF	FR	TD	YDS	TK	S	A	FF	FR	S	A	
2023	Jaguars	2	0	1	0	1	0	0	0.0	0.0	0	0	0	0	0	0	0	0	0	0	0	0	0	0	0	0	0	0
<b>NFL TOTALS</b>		<b>2</b>	<b>0</b>	<b>1</b>	<b>0</b>	<b>1</b>	<b>0</b>	<b>0</b>	<b>0.0</b>	<b>0.0</b>	<b>0</b>	<b>0</b>	<b>0</b>	<b>0</b>	<b>0</b>	<b>0</b>	<b>0</b>	<b>0</b>	<b>0</b>	<b>0</b>	<b>0</b>	<b>0</b>	<b>0</b>	<b>0</b>	<b>0</b>	<b>0</b>	<b>0</b>	

### 2023 GAME-BY-GAME REGULAR-SEASON STATISTICS (JAGUARS)

DATE	OPPONENT	P/S	TACKLES							INTERCEPTIONS							O. FUMB					ST					MISC				
			TK	S	A	SK	YDS	TFL	YDS	QBH	NO	YDS	LG	TD	PD	FF	FR	TD	YDS	TK	S	A	FF	FR	S	A	W/L	SCORE			
09/10	at Colts		ON INACTIVE LIST																											W	31-21
09/17	Chiefs	P	1	0	1	0.0	0.0	0	0	0	0	0	0	0	0	0	0	0	0	0	0	0	0	0	0	0	L	9-17			
09/24	Texans	P	0	0	0	0.0	0.0	0	0	0	0	0	0	0	0	0	0	0	0	0	0	0	0	0	0	L	17-37				
<b>2023 TOTALS</b>		<b>2-0</b>	<b>1</b>	<b>0</b>	<b>1</b>	<b>0.0</b>	<b>0.0</b>	<b>0</b>	<b>0</b>	<b>0</b>	<b>0</b>	<b>0</b>	<b>0</b>	<b>0</b>	<b>0</b>	<b>0</b>	<b>0</b>	<b>0</b>	<b>0</b>	<b>0</b>	<b>0</b>	<b>0</b>	<b>0</b>	<b>0</b>	<b>0</b>	<b>0</b>	<b>1-2</b>				





# TREVOR LAWRENCE | 16

POSITION: QUARTERBACK

HT: 6-6 | WT: 220 | DOB: 10-6-1999

COLLEGE: CLEMSON

HOMETOWN: CARTERSVILLE, GA.

ACQ: D1-'21

EXP: 3rd YEAR

@Trevorlawrencee

@tlawrence16



## KEY TRANSACTIONS

- Originally drafted by Jacksonville in the first round (1st overall) in the 2021 draft

## PRO

- Was named to the 2023 Pro Bowl Games

## 2023 (Jaguars)

- 9/24 vs. HOU:** Completed 27 of 40 passes for 279 yards and a touchdown
- 9/17 vs. K.C.:** Completed 22 passes on 41 attempts for 216 yards... Surpassed 8,000 career passing yards
- 9/10 at IND:** Completed 24 of 32 passes for 241 yards, two passing touchdowns and a 103.8 rating... Marked the third consecutive season throwing for at least 240 yards in Week 1

## 2022 (Jaguars)

- Was voted a team captain for the 2022 season
- Started all 17 regular season games and both playoff games... In the regular season he completed 387-of-584 passes for 4,113 yards and 25 touchdowns... His 4,113 passing yards ranked the ninth across the league and his 25 passing touchdowns ranked eighth... Had 62 rushing attempts for 291 yards and five touchdowns... In the postseason he completed 52-of-86 passes for 505 yards and five touchdowns and rushed four times for 34 yards... Despite only playing in two postseason games, Lawrence's five passing touchdowns tied with Cowboys Dak Prescott for second-most in the postseason only behind Chiefs QB Patrick Mahomes who completed seven passing touchdowns
- 1/14 vs. LAC:** Completed 28-of-47 passes for 288 yards and four TDs in his first postseason contest... Lawrence's four TDs were the most thrown by any player in franchise history in a postseason game... Became the youngest player in postseason history to throw four touchdowns in one game
- 12/11 at TEN:** Lawrence completed 30-of-42 passes for a career high 368 yards, three passing touchdowns, one rushing touchdown, and a 121.9 rating... Lawrence surpassed 3,000 passing yards this season, becoming the first Jaguars QB to throw for at least 3,000 yards in each of the first two seasons of his career... Became the first player in franchise history with at least 300 passing yards, multiple passing touchdowns, and a rushing touchdown in a single game
- 11/27 vs. BAL:** Lawrence completed 29-of-37 passes for 321 yards and 3 TDs, including a TD to WR Marvin Jones Jr. with 14 seconds remaining and a completion to WR Zay Jones for the game-winning two-point conversion... Finished with a career-high 129.8 rating, marking the highest in franchise history among quarterbacks with 37-or-more passing attempts... It marked his fourth career game-winning drive
- 11/6 vs. L.V.:** Completed 25-of-31 passes for 235 yards and one touchdown and a 109.0 QB rating... His 80.6 completion percentage was his third game over 80 percent, tying him with QB Mark Brunell and QB David Garrard for the most in franchise history... Rushed for a career-high 53 yards on six attempts

## 2021 (Jaguars)

- Voted a team captain for the 2021 season
- Finished his rookie season 359-of-602 for 3,641 passing yards and 12 touchdowns... Also compiled 334 rushing yards on 73 attempts and two touchdowns
- 1/9 vs. IND:** Completed 23-of-32 passes for 223 yards and two TDs for a career-high passer rating of 111.8... Completed his first 12 passes of the game and capped off Jacksonville's first drive with a 2-yard TD pass to WR Laquon Treadwell
- 9/12 at HOU:** Finished his Jaguars and NFL debut 28-of-51 for 332 yards, 3 TDs and 3 INTs... Lawrence's 332 yards passing was the fourth-most by a rookie quarterback in their first start in NFL history... Lawrence is the only rookie in franchise history to throw for 300-plus yards and at least three TDs in a single game and is one of nine players in NFL history to throw for 300-plus yards and three TDs in their first career start

## COLLEGE

- Started 36 of 40 games in three years at Clemson (2018-20)
- His career 34-2 record as a starter is the third-best winning percentage by a starting quarterback with at least 30 career starts since Division I split in 1978
- Completed 758-of-1138 career passes (66.6 percent) for 10,098 yards with 90 touchdowns
- Became the first quarterback in Atlantic Coast Conference history to win three ACC Championship games and was only the sixth quarterback in ACC history to record at least 10,000 career passing yards
- One of only 19 players in Clemson history to be a three-time All-ACC Academic Team honoree
- Holds Clemson career records in career winning percentage (.944), pass efficiency rating (164.3), yards per passing attempt (8.87) and tied for the most wins against Top 25 opponents (nine)
- 2018 ACC Rookie of the Year, ACC Offensive Rookie of the Year, Second-Team All-ACC, AP ACC Newcomer of the Year and All-ACC Academic selection
- 2019 First-team All-ACC selection and second straight All-ACC Academic selection
- 2020 voted ACC Player of the Year, ACC Offensive Player of the Year and First-Team All-ACC honoree

## PERSONAL

- Attended the 2023 DUUUVAL Draft Party at Daily's Place as a player panelist
- Lawrence was the first No. 1 overall selection in Jaguars history
- Married his longtime girlfriend, Marissa, on April 10, 2021 shortly before the 2021 NFL Draft
- One of 19 players in Clemson history to be a three-time All-ACC Academic Team honoree
- Started growing out his hair on a dare with three teammates during his freshman year of high school
- Has two dogs, Indi and Jones



- Favorite band is Queen

### TREVOR LAWRENCE'S NFL REGULAR SEASON PASSING STATISTICS

DATE	TEAM	GP	GS	ATT.	CMP.	PCT.	YDS	AVG.	TD	INT.	LG	SK	LST	RATE
2021	Jaguars	17	17	602	359	59.6	3,641	6.0	12	17	58	32	238	71.9
2022	Jaguars	17	17	584	387	66.3	4,113	7.0	25	8	59t	27	184	95.2
2023	Jaguars	3	3	113	73	64.6	736	6.5	3	2	45	6	22	84.5
<b>TOTALS</b>		<b>37</b>	<b>37</b>	<b>1,299</b>	<b>819</b>	<b>63.0</b>	<b>8,490</b>	<b>6.5</b>	<b>40</b>	<b>27</b>	<b>59T</b>	<b>65</b>	<b>444</b>	<b>83.5</b>

### TREVOR LAWRENCE'S NFL POSTSEASON PASSING STATISTICS

DATE	TEAM	GP	GS	ATT.	CMP.	PCT.	YDS	AVG.	TD	INT.	LG	SK	LST	RATE
2022	Jaguars	2	2	86	52	60.5	505	5.9	5	5	39t	4	27	72.1
<b>TOTALS</b>		<b>2</b>	<b>2</b>	<b>86</b>	<b>52</b>	<b>60.5</b>	<b>505</b>	<b>5.9</b>	<b>5</b>	<b>5</b>	<b>39T</b>	<b>4</b>	<b>27</b>	<b>72.1</b>

### TREVOR LAWRENCE'S NFL REGULAR SEASON RUSHING STATISTICS

DATE	TEAM	NO.	YDS.	AVG.	LG	TD
2021	Jaguars	73	334	4.6	26	2
2022	Jaguars	62	291	4.7	24	5
2023	Jaguars	15	59	3.9	18	0
<b>TOTALS</b>		<b>150</b>	<b>684</b>	<b>4.6</b>	<b>26</b>	<b>7</b>

### TREVOR LAWRENCE'S NFL POSTSEASON RUSHING STATISTICS

DATE	TEAM	NO.	YDS.	AVG.	LG	TD
2022	Jaguars	4	34	8.5	12	0
<b>TOTALS</b>		<b>4</b>	<b>34</b>	<b>8.5</b>	<b>12</b>	<b>0</b>

### TREVOR LAWRENCE'S NFL REGULAR SEASON PASSING/RUSHING STATISTICS

DATE	TEAM	GP	GS	ATT.	CMP.	PCT.	PASSING							RUSHING					
							YDS	AVG.	TD	INT.	LG	SK	LST	RATE	NO.	YDS.	AVG.	LG	TD
2021	Jaguars	17	17	602	359	59.6	3,641	6.0	12	17	58	32	238	71.9	73	334	4.6	26	2
2022	Jaguars	17	17	584	387	66.3	4,113	7.0	25	8	59t	27	184	95.2	62	291	4.7	24	5
2023	Jaguars	3	3	113	73	64.6	736	6.5	3	2	45	6	22	84.5	15	59	3.9	18	0
<b>TOTALS</b>		<b>37</b>	<b>37</b>	<b>1,299</b>	<b>819</b>	<b>63.0</b>	<b>8,490</b>	<b>6.5</b>	<b>40</b>	<b>27</b>	<b>59T</b>	<b>65</b>	<b>444</b>	<b>83.5</b>	<b>150</b>	<b>684</b>	<b>4.6</b>	<b>26</b>	<b>7</b>

### TREVOR LAWRENCE'S NFL POSTSEASON PASSING/RUSHING STATISTICS

DATE	TEAM	GP	GS	ATT.	CMP.	PCT.	PASSING							RUSHING					
							YDS	AVG.	TD	INT.	LG	SK	LST	RATE	NO.	YDS.	AVG.	LG	TD
2022	Jaguars	2	2	86	52	60.5	505	5.9	5	5	39t	4	27	72.1	4	34	8.5	12	0
<b>TOTALS</b>		<b>2</b>	<b>2</b>	<b>86</b>	<b>52</b>	<b>60.5</b>	<b>505</b>	<b>5.9</b>	<b>5</b>	<b>5</b>	<b>39T</b>	<b>4</b>	<b>27</b>	<b>72.1</b>	<b>4</b>	<b>34</b>	<b>8.5</b>	<b>12</b>	<b>0</b>

#### SINGLE-GAME HIGHS: QUARTERBACK

<b>Pass Attempts</b>	54 at Seattle Seahawks, Oct 31, 2021 51 at Houston Texans, Sep 12, 2021	<b>Passer Rating</b>	129.8 vs. Baltimore Ravens, Nov 27, 2022 121.9 at Tennessee Titans, Dec 11, 2022
<b>Pass Completions</b>	32 at Seattle Seahawks, Oct 31, 2021 30 at Tennessee Titans, Dec 11, 2022	<b>Rush Attempts</b>	10 vs. Indianapolis Colts, Jan 09, 2022 8 at Cincinnati Bengals, Sep 30, 2021
<b>Yards Passing</b>	368 at Tennessee Titans, Dec 11, 2022 332 at Houston Texans, Sep 12, 2021	<b>Rushing Yards</b>	53 vs. Las Vegas Raiders, Nov 06, 2022 51 at New York Jets, Dec 22, 2022
<b>TD Passes</b>	4 vs. Dallas Cowboys, Dec 18, 2022 3 at Tennessee Titans, Dec 11, 2022 ...3 more at 3.	<b>Rushing Average</b>	7.3 at New York Jets, Dec 22, 2022 4.5 at Cincinnati Bengals, Sep 30, 2021
<b>Long Passes</b>	59t vs. Dallas Cowboys, Dec 18, 2022 58 vs. Tennessee Titans, Oct 10, 2021	<b>Longest Runs</b>	26 at New York Jets, Dec 26, 2021 24 vs. Las Vegas Raiders, Nov 06, 2022
<b>Completion Percentage</b>	90.9 at Indianapolis Colts, Oct 16, 2022 83.3 vs. Indianapolis Colts, Sep 18, 2022	<b>Rushing TDs</b>	2 at Indianapolis Colts, Oct 16, 2022 1 at New York Jets, Dec 22, 2022 ...4 more at 1.

#### SINGLE-GAME HIGHS - POSTSEASON: QUARTERBACK

<b>Pass Attempts</b>	47 vs. Los Angeles Chargers, Jan 14, 2023 39 at Kansas City Chiefs, Jan 21, 2023	<b>Completion Percentage</b>	61.5 at Kansas City Chiefs, Jan 21, 2023 59.6 vs. Los Angeles Chargers, Jan 14, 2023
<b>Pass Completions</b>	28 vs. Los Angeles Chargers, Jan 14, 2023 24 at Kansas City Chiefs, Jan 21, 2023	<b>Passer Rating</b>	74.4 at Kansas City Chiefs, Jan 21, 2023 70.2 vs. Los Angeles Chargers, Jan 14, 2023
<b>Yards Passing</b>	288 vs. Los Angeles Chargers, Jan 14, 2023 217 at Kansas City Chiefs, Jan 21, 2023	<b>Rush Attempts</b>	3 at Kansas City Chiefs, Jan 21, 2023 1 vs. Los Angeles Chargers, Jan 14, 2023
<b>TD Passes</b>	4 vs. Los Angeles Chargers, Jan 14, 2023 1 at Kansas City Chiefs, Jan 21, 2023	<b>Rushing Yards</b>	26 at Kansas City Chiefs, Jan 21, 2023 8 vs. Los Angeles Chargers, Jan 14, 2023
<b>Long Passes</b>	39t vs. Los Angeles Chargers, Jan 14, 2023 39 vs. Los Angeles Chargers, Jan 14, 2023	<b>Longest Runs</b>	12 at Kansas City Chiefs, Jan 21, 2023 11 at Kansas City Chiefs, Jan 21, 2023



### 300-YARD PASSING GAMES (6): REGULAR SEASON

DATE	TEAM	NO.	YDS.	AVG.	LG	TD
09/12/21	at Texans	28	332	11.9	41t	3
10/17/21	DOLPHINS	25	319	12.8	29	1
10/23/22	GIANTS	22	310	14.1	34	0
11/27/22	RAVENS	29	321	11.1	29	3
12/11/22	at Titans	30	368	12.3	25	3
12/18/22	COWBOYS	27	318	11.8	59t	4

### 2023 GAME-BY-GAME REGULAR-SEASON STATISTICS (JAGUARS)

DATE	OPPONENT	P/S	PASSING											RUSHING					SCORE
			ATT	CMP	YDS	PCT	Y/A	Y/C	TD	INT	LG	SK/YD	RATE	ATT	YDS	LG	TD	W/L	
09/10	at Colts	S	32	24	241	75.0	7.5	10.0	2	1	29	2/4	103.8	7	21	11	0	W	31-21
09/17	Chiefs	S	41	22	216	53.7	5.3	9.8	0	0	45	4/18	68.8	5	26	18	0	L	9-17
09/24	Texans	S	40	27	279	67.5	7.0	10.3	1	1	28	0/0	85.3	3	12	8	0	L	17-37
<b>2023 TOTALS</b>		<b>3-3</b>	<b>113</b>	<b>73</b>	<b>736</b>	<b>64.6</b>	<b>6.5</b>	<b>10.1</b>	<b>3</b>	<b>2</b>	<b>45</b>	<b>6/22</b>	<b>84.5</b>	<b>15</b>	<b>59</b>	<b>18</b>	<b>0</b>	<b>1-2</b>	

### 2022 GAME-BY-GAME REGULAR-SEASON STATISTICS (JAGUARS)

DATE	OPPONENT	P/S	PASSING											RUSHING					SCORE
			ATT	CMP	YDS	PCT	Y/A	Y/C	TD	INT	LG	SK/YD	RATE	ATT	YDS	LG	TD	W/L	
09/11	at Commanders	S	42	24	275	57.1	6.5	11.5	1	1	49	2/15	75.0	2	4	6	0	L	22-28
09/18	Colts	S	30	25	235	83.3	7.8	9.4	2	0	26	0/0	121.5	3	11	8	0	W	24-0
09/25	at Chargers	S	39	28	262	71.8	6.7	9.4	3	0	35	0/0	115.5	3	7	6	0	W	38-10
10/02	at Eagles	S	23	11	174	47.8	7.6	15.8	2	1	45	4/26	84.3	2	7	7	0	L	21-29
10/09	Texans	S	47	25	286	53.2	6.1	11.4	0	2	37	0/0	54.0	4	29	12	0	L	6-13
10/16	at Colts	S	22	20	165	90.9	7.5	8.3	1	0	22	4/29	113.1	6	23	13	2	L	27-34
10/23	Giants	S	43	22	310	51.2	7.2	14.1	0	0	34	0/0	74.8	4	3	1t	1	L	17-23
10/30	Broncos	S	31	18	133	58.1	4.3	7.4	1	2	25	2/19	52.2	3	15	9	0	L	17-21
11/06	Raiders	S	31	25	235	80.6	7.6	9.4	1	0	23	0/0	109.0	6	53	24	0	W	27-20
11/13	at Chiefs	S	40	29	259	72.5	6.5	8.9	2	0	33	5/19	106.1	4	26	18	0	L	17-27
11/27	Ravens	S	37	29	321	78.4	8.7	11.1	3	0	29	4/27	129.8	2	1	1	0	W	28-27
12/04	at Lions	S	31	17	179	54.8	5.8	10.5	1	0	37	2/14	82.6	4	32	12	0	L	14-40
12/11	at Titans	S	42	30	368	71.4	8.8	12.3	3	0	25	0/0	121.9	3	7	7	1	W	36-22
12/18	Cowboys	S	42	27	318	64.3	7.6	11.8	4	1	59t	1/7	109.0	3	21	11	0	W	40-34+
12/22	at Jets	S	31	20	229	64.5	7.4	11.5	0	0	36	1/11	86.6	7	51	15	1	W	19-3
01/01	at Texans	S	21	17	152	81.0	7.2	8.9	0	1	30	1/8	77.0	2	4	4	0	W	31-3
01/07	Titans	S	32	20	212	62.5	6.6	10.6	1	0	33	1/9	92.2	4	-3	1	0	W	20-16
<b>2022 TOTALS</b>		<b>17-17</b>	<b>584</b>	<b>387</b>	<b>4,113</b>	<b>66.3</b>	<b>7.0</b>	<b>10.6</b>	<b>25</b>	<b>8</b>	<b>59T</b>	<b>27/184</b>	<b>95.2</b>	<b>62</b>	<b>291</b>	<b>24</b>	<b>5</b>	<b>9-8</b>	

+ - Overtime

### 2022 GAME-BY-GAME POSTSEASON STATISTICS (JAGUARS)

DATE	OPPONENT	P/S	PASSING											RUSHING					SCORE
			ATT	CMP	YDS	PCT	Y/A	Y/C	TD	INT	LG	SK/YD	RATE	ATT	YDS	LG	TD	W/L	
01/14	Chargers	S	47	28	288	59.6	6.1	10.3	4	4	39t	2/15	70.2	1	8	8	0	W	31-30
01/21	at Chiefs	S	39	24	217	61.5	5.6	9.0	1	1	37	2/12	74.4	3	26	12	0	L	20-27
<b>2022 TOTALS</b>		<b>2-2</b>	<b>86</b>	<b>52</b>	<b>505</b>	<b>60.5</b>	<b>5.9</b>	<b>9.7</b>	<b>5</b>	<b>5</b>	<b>39T</b>	<b>4/27</b>	<b>72.1</b>	<b>4</b>	<b>34</b>	<b>12</b>	<b>0</b>	<b>1-1</b>	







# JEREMIAH LEDBETTER | 99

**POSITION:** DEFENSIVE LINEMAN  
**HT:** 6-3 | **WT:** 299 | **DOB:** 5-29-1994  
**COLLEGE:** ARKANSAS  
**HOMETOWN:** GAINESVILLE, GA.  
**ACQ:** FA-'21  
**EXP:** 6th YEAR

@leddy\_55  
 @leddy5455

## KEY TRANSACTIONS

- Originally selected by Detroit in the sixth round (205th overall) of the 2017 Draft
- Signed to Tampa Bay's practice squad on 9/3/18
- Signed to Baltimore's practice squad on 10/2/19
- Signed to Tampa Bay's practice squad on 10/22/19
- Signed to Arizona's practice squad on 9/3/21
- Signed to Jacksonville's practice squad on 11/1/21
- Signed to Jacksonville's active roster on 12/28/22

## PRO

### 2023 (Jaguars)

- **9/24 vs. HOU:** Recorded four total tackles (three solo)... Saw action on special teams
- **9/17 vs. K.C.:** Saw action on defensive line and on special teams
- **9/10 at IND:** Saw action on defensive line and on special teams

### 2022 (Jaguars)

- Spent most of the season on the practice squad and saw action against the Jets in Week 16
- **12/22 at NYJ:** Saw action on defense

### 2021 (Jaguars)

- Spent the season on the practice squad

### 2020 (Buccaneers)

- Appeared in three games and recorded two tackles, including 1.0 sack, one tackle for loss and two QB hits

### 2019 (Ravens)

- Member of Ravens practice squad

### 2018 (Buccaneers)

- Appeared in one game and recorded one tackle

### 2017 (Lions)

- Played in 16 games and recorded six total tackles including 0.5 sack and four QB Hits

## COLLEGE

- In two seasons at Arkansas, compiled 104 tackles, including 15.0 for loss and 7.5 sacks... Started 25 of 26 games played
- Played two seasons at Hutchinson Community College (2013-14)... Finished his junior college career with 144 total tackles and 22.5 career sacks ... His 22.5 career sacks ranks second in Blue Dragons history

## PERSONAL

- Father, Weldon, played running back at Oklahoma from 1979-82 and was selected in the seventh round of the 1983 NFL Draft by the Tampa Bay Buccaneers
- Cousin, Isaac Byrd, played wide receiver at Kansas and was a sixth round selection by the Tennessee Titans in the 1997 NFL Draft

## JEREMIAH LEDBETTER'S NFL REGULAR SEASON DEFENSIVE STATISTICS

DATE	TEAM	GP	TACKLES								INTERCEPTIONS						O. FUMB				ST				MISC				
			GS	TK	S	A	TFL	YDS	SK	YDS	QBH	NO	YDS	LG	TD	PD	FF	FR	TD	YDS	TK	S	A	FF	FR	S	A		
2017	Lions	16	0	14	6	8	0	0	0.5	1.5	4	0	0	0	0	0	0	0	0	0	0	0	0	0	0	0	0	0	
2018	Buccaneers	1	0	1	1	0	0	0	0.0	0.0	0	0	0	0	0	0	0	0	0	0	0	0	0	0	0	0	0		
2019	Buccaneers	0	0	0	0	0	0	0	0.0	0.0	0	0	0	0	0	0	0	0	0	0	0	0	0	0	0	0	0		
2020	Buccaneers	3	0	3	2	1	1	11	1.0	11.0	2	0	0	0	0	0	0	0	0	0	0	0	0	0	0	0	0		
2021	Cardinals	0	0	0	0	0	0	0	0.0	0.0	0	0	0	0	0	0	0	0	0	0	0	0	0	0	0	0	0		
		Went from <b>Arizona</b> to <b>Jacksonville</b> .																											
2021	Jaguars	0	0	0	0	0	0	0	0.0	0.0	0	0	0	0	0	0	0	0	0	0	0	0	0	0	0	0	0	0	
2021	TOTAL	0	0	0	0	0	0	0	0.0	0.0	0	0	0	0	0	0	0	0	0	0	0	0	0	0	0	0	0	0	
2022	Jaguars	1	0	0	0	0	0	0	0.0	0.0	1	0	0	0	0	0	0	0	0	0	0	0	0	0	0	0	0	0	
2023	Jaguars	3	0	5	3	2	0	0	0.0	0.0	0	0	0	0	0	0	0	0	0	0	0	0	0	0	0	0	0	0	
<b>NFL TOTALS</b>		<b>24</b>	<b>0</b>	<b>23</b>	<b>12</b>	<b>11</b>	<b>1</b>	<b>11</b>	<b>1.5</b>	<b>12.5</b>	<b>7</b>	<b>0</b>	<b>0</b>	<b>0</b>	<b>0</b>	<b>0</b>	<b>0</b>	<b>0</b>	<b>0</b>	<b>0</b>	<b>0</b>	<b>0</b>	<b>0</b>	<b>0</b>	<b>0</b>	<b>0</b>	<b>0</b>	<b>0</b>	



**SINGLE-GAME HIGHS: DEFENSIVE**

**Total Tackles** 4 vs. Houston Texans, Sep 24, 2023  
2 vs. Green Bay Packers, Oct 18, 2020  
...2 more at 2.

**Solo Tackles** 3 vs. Houston Texans, Sep 24, 2023  
1 at Detroit Lions, Dec 26, 2020  
...8 more at 1.

**Sacks** 1.0 at Detroit Lions, Dec 26, 2020  
0.5 at Chicago Bears, Nov 19, 2017

**Tackles For Loss** 1 at Detroit Lions, Dec 26, 2020

**2023 GAME-BY-GAME REGULAR-SEASON STATISTICS (JAGUARS)**

DATE	OPPONENT	P/S	TACKLES							INTERCEPTIONS					O. FUMB				ST				MISC		W/L	SCORE			
			TK	S	A	SK	YDS	TFL	YDS	QBH	NO	YDS	LG	TD	PD	FF	FR	TD	YDS	TK	S	A	FF	FR			S	A	
09/10	at Colts	P	1	0	1	0.0	0.0	0	0	0	0	0	0	0	0	0	0	0	0	0	0	0	0	0	0	0	0	W	31-21
09/17	Chiefs	P	0	0	0	0.0	0.0	0	0	0	0	0	0	0	0	0	0	0	0	0	0	0	0	0	0	0	0	L	9-17
09/24	Texans	P	4	3	1	0.0	0.0	0	0	0	0	0	0	0	0	0	0	0	0	0	0	0	0	0	0	0	0	L	17-37
<b>2023 TOTALS</b>			<b>3-0</b>	<b>5</b>	<b>3</b>	<b>2</b>	<b>0.0</b>	<b>0.0</b>	<b>0</b>	<b>0</b>	<b>0</b>	<b>0</b>	<b>0</b>	<b>0</b>	<b>0</b>	<b>0</b>	<b>0</b>	<b>0</b>	<b>0</b>	<b>0</b>	<b>0</b>	<b>0</b>	<b>0</b>	<b>0</b>	<b>0</b>	<b>0</b>	<b>1-2</b>		

**2022 GAME-BY-GAME REGULAR-SEASON STATISTICS (JAGUARS)**

DATE	OPPONENT	P/S	TACKLES							INTERCEPTIONS					O. FUMB				ST				MISC		W/L	SCORE			
			TK	S	A	SK	YDS	TFL	YDS	QBH	NO	YDS	LG	TD	PD	FF	FR	TD	YDS	TK	S	A	FF	FR			S	A	
10/16	at Colts																									L	27-34		
10/23	Giants																									L	17-23		
10/30	Broncos																									L	17-21		
11/06	Raiders																									W	27-20		
11/13	at Chiefs																									L	17-27		
11/27	Ravens																									W	28-27		
12/04	at Lions																									L	14-40		
12/11	at Titans																									W	36-22		
12/18	Cowboys																									W	40-34+		
12/22	at Jets	P	0	0	0	0.0	0.0	0	0	0	1	0	0	0	0	0	0	0	0	0	0	0	0	0	0	0	0	W	19-3
01/01	at Texans																									W	31-3		
01/07	Titans																									W	20-16		
<b>2022 TOTALS</b>			<b>1-0</b>	<b>0</b>	<b>0</b>	<b>0</b>	<b>0.0</b>	<b>0.0</b>	<b>0</b>	<b>0</b>	<b>0</b>	<b>1</b>	<b>0</b>	<b>0</b>	<b>0</b>	<b>0</b>	<b>0</b>	<b>0</b>	<b>0</b>	<b>0</b>	<b>0</b>	<b>0</b>	<b>0</b>	<b>0</b>	<b>0</b>	<b>7-5</b>			

+ - Overtime

**2022 GAME-BY-GAME POSTSEASON STATISTICS (JAGUARS)**

DATE	OPPONENT	P/S	TACKLES							INTERCEPTIONS					O. FUMB				ST				MISC		W/L	SCORE	
			TK	S	A	SK	YDS	TFL	YDS	QBH	NO	YDS	LG	TD	PD	FF	FR	TD	YDS	TK	S	A	FF	FR			S
01/14	Chargers																									W	31-30
01/21	at Chiefs																									L	20-27
<b>2022 TOTALS</b>			<b>0</b>	<b>0</b>	<b>0</b>	<b>0.0</b>	<b>0.0</b>	<b>0</b>	<b>0</b>	<b>0</b>	<b>0</b>	<b>0</b>	<b>0</b>	<b>0</b>	<b>0</b>	<b>0</b>	<b>0</b>	<b>0</b>	<b>0</b>	<b>0</b>	<b>0</b>	<b>0</b>	<b>0</b>	<b>0</b>	<b>0</b>	<b>1-1</b>	

**2020 GAME-BY-GAME POSTSEASON STATISTICS (BUCCANEERS)**

DATE	OPPONENT	P/S	TACKLES							INTERCEPTIONS					O. FUMB				ST				MISC		W/L	SCORE	
			TK	S	A	SK	YDS	TFL	YDS	QBH	NO	YDS	LG	TD	PD	FF	FR	TD	YDS	TK	S	A	FF	FR			S
01/09	at Football Team																									W	31-23
01/17	at Saints																									W	30-20
01/24	at Packers																									W	31-26
02/07	Chiefs																									W	31-9
<b>2020 TOTALS</b>			<b>0</b>	<b>0</b>	<b>0</b>	<b>0.0</b>	<b>0.0</b>	<b>0</b>	<b>0</b>	<b>0</b>	<b>0</b>	<b>0</b>	<b>0</b>	<b>0</b>	<b>0</b>	<b>0</b>	<b>0</b>	<b>0</b>	<b>0</b>	<b>0</b>	<b>0</b>	<b>0</b>	<b>0</b>	<b>0</b>	<b>0</b>	<b>4-0</b>	





# WALKER LITTLE | 72

POSITION: OFFENSIVE LINEMAN

HT: 6-7 | WT: 325 | DOB: 4-1-1999

COLLEGE: STANFORD

HOMETOWN: HOUSTON, TEXAS

ACQ: D2-'21

EXP: 3rd YEAR

@walkerlittle45

@walker\_little

## KEY TRANSACTIONS

- Originally drafted by Jacksonville in the second round (45th overall) in the 2021 draft

## PRO

### 2023 (Jaguars)

- 9/24 vs. HOU:** Started at left tackle and played all 73 offensive snaps and five special teams snaps
- 9/17 vs. K.C.:** Started at left tackle and played all 67 offensive snaps and three special teams snaps
- 9/10 at IND:** Started at left tackle and played all 70 offensive snaps and five special teams snaps

### 2022 (Jaguars)

- Saw action in all 17 regular season games with three starts and started both postseason games
- 1/14 vs. LAC:** Started at left tackle and played all 74 offensive snaps and three special teams snaps
- 12/22 at NYJ:** Started at left tackle and played all 72 offensive snaps and six special teams snaps

### 2021 (Jaguars)

- Appeared in nine games with three starts as a rookie
- 1/9 vs. IND:** Started at left tackle and played all 68 offensive snaps
- 11/7 vs. BUF:** Started at left tackle for the first time in his career and played all 61 offensive snaps... Replaced an injured Cam Robinson
- 10/17 vs. MIA:** Saw action on RB James Robinson's 1-yard touchdown run in the second quarter... Helped Robinson score a rushing TD in his fourth straight game

## COLLEGE

- Started 13 games in 2018 and earned All-Pac 12 First Team honors as a sophomore in 2018 prior to missing the 2019 season (knee injury)
- Opted out of the 2020 season due to COVID-19
- Voted Pac-12 Freshman Co-Offensive Player of the year as well as All-Pac-12 honorable mention in 2017
- Helped Bryce Love set single-game school record with 301 rushing yards (vs. Arizona State) in third career start
- Stanford's first true freshman to start at left tackle since 2000 (Kirk Chambers)

## PERSONAL

- Is one-quarter Jamaican from his maternal grandmother and has visited Jamaica throughout his high school and college years
- Led his high school (Episcopal) to a state title in 2014
- Grandfather, Gene Little, played football at Rice and professionally for the New York Giants
- Uncle, Jack Little, played football at Texas A&M and professionally for the Baltimore Colts

## WALKER LITTLE'S NFL REGULAR SEASON STATISTICS

DATE	TEAM	GP	GS
2021	Jaguars	9	3
2022	Jaguars	17	3
2023	Jaguars	3	3
<b>NFL TOTALS</b>		<b>29</b>	<b>9</b>

## WALKER LITTLE'S NFL POSTSEASON STATISTICS

DATE	TEAM	GP	GS
2022	Jaguars	2	2
<b>NFL TOTALS</b>		<b>2</b>	<b>2</b>

## 2023 GAME-BY-GAME REGULAR-SEASON STATISTICS (JAGUARS)

DATE	OPPONENT	P/S	W/L	SCORE
09/10	at Colts	S	W	31-21
09/17	Chiefs	S	L	9-17
09/24	Texans	S	L	17-37
<b>2023 TOTALS</b>			<b>1-2</b>	



**2022 GAME-BY-GAME REGULAR-SEASON STATISTICS (JAGUARS)**

DATE	OPPONENT	P/S	W/L	SCORE
09/11	at Commanders	P	L	22-28
09/18	Colts	P	W	24-0
09/25	at Chargers	P	W	38-10
10/02	at Eagles	P	L	21-29
10/09	Texans	P	L	6-13
10/16	at Colts	P	L	27-34
10/23	Giants	P	L	17-23
10/30	Broncos	P	L	17-21
11/06	Raiders	P	W	27-20
11/13	at Chiefs	P	L	17-27
11/27	Ravens	P	W	28-27
12/04	at Lions	P	L	14-40
12/11	at Titans	P	W	36-22
12/18	Cowboys	P	W	40-34+
12/22	at Jets	S	W	19-3
01/01	at Texans	S	W	31-3
01/07	Titans	S	W	20-16
<b>2022 TOTALS</b>		<b>17-3</b>	<b>9-8</b>	

+ - Overtime

**2022 GAME-BY-GAME POSTSEASON STATISTICS (JAGUARS)**

DATE	OPPONENT	P/S	W/L	SCORE
01/14	Chargers	S	W	31-30
01/21	at Chiefs	S	L	20-27
<b>2022 TOTALS</b>		<b>2-2</b>	<b>1-1</b>	





# DEVIN LLOYD | 33

POSITION: LINEBACKER

HT: 6-3 | WT: 235 | DOB: 9-30-1998

COLLEGE: UTAH

HOMETOWN: CHULA VISTA, CALIF.

ACQ: D1-'22

EXP: 2nd YEAR

@DevinLloyd\_

@devinlloyd\_

## KEY TRANSACTIONS

- Originally drafted by Jacksonville in the first round (27th overall) in the 2022 draft

## PRO

### 2023 (Jaguars)

- 9/24 vs. HOU:** Started at linebacker and recorded five total tackles (two solo) and one pass defended... Saw action on special teams
- 9/17 vs. K.C.:** Started at linebacker and posted 11 total tackles (five solo) and two passes defended... Saw action on special teams
- 9/10 at IND:** Started at linebacker and recorded one fumble recovery with three total tackles... Saw action on special teams

### 2022 (Jaguars)

- Started 15 out of 17 regular season games and started both postseason games... In the regular season he posted 115 tackles (59 solo), eight passes defended, three interceptions, and two fumble recoveries... In the postseason he posted 13 tackles (seven solo), two quarterback hits, one tackle for loss, and one pass defended... Lloyd's three interceptions tied for the most interceptions by a linebacker in the 2022 season
- Voted the Defensive Rookie of the Month for the month of September after posting 24 total tackles, six passes defended and two interceptions
- 10/2 at PHI:** Started at linebacker and recorded a career-high 14 tackles (four solo)
- 9/25 at LAC:** Posted an INT in his second consecutive game and is leading all NFL rookies in INTs... He is the first rookie in franchise history to record two INTs in their first three career games... Recorded seven tackles (five solo) and three passes defended
- 9/18 vs. IND:** Recorded a team-high six tackles (three solo) and one pass defended... Posted his first career interception in second career game
- 9/11 at WAS:** Started at linebacker and recorded a team-high 11 tackles (8 solo) in his NFL debut... 11 tackles is the most by a player in his NFL debut since LB Devin Bush recorded 11 tackles in 2019

## COLLEGE

- 47 career games as a Ute with 32 starts
- 2021 Consensus All-America, the tenth such Ute in program history
- Finished his career with 43 tackles for loss, fourth-most in program history
- Tied for second-most TFLs in a season (22 in 2021)
- Finished the 2021 season as the only active Pac-12 player with three career interception return TDs
- One of six Utes all-time with three-plus career interception return TDs
- Three games in 2021 with a 90-plus grade by PFF, leading all linebackers nationally
- Ten career All-America accolades, including eight First Team honors in 2021
- Two-time Butkus Award Finalist (2020, 2021)

## PERSONAL

- Attended the 2023 UK Player Tour with WR Jamal Agnew, OLB Josh Allen, and six other players from different teams around the league
- Son of Joe Lloyd and Ronyta Johnson
- Both his mother and his father served in the military
- Communications major
- Born in Kansas City

### DEVIN LLOYD'S NFL REGULAR SEASON DEFENSIVE STATISTICS

DATE	TEAM	GP	GS	TACKLES							INTERCEPTIONS							O. FUMB				ST				MISC	
				TK	S	A	TFL	YDS	SK	YDS	QBH	NO	YDS	LG	TD	PD	FF	FR	TD	YDS	TK	S	A	FF	FR	S	A
2022	Jaguars	17	15	115	59	56	0	0	0.0	0.0	2	3	42	19	0	8	0	2	0	28	0	0	0	0	0	0	0
2023	Jaguars	3	3	19	8	11	0	0	0.0	0.0	0	0	0	0	0	3	0	1	0	0	0	0	0	0	0	0	
<b>NFL TOTALS</b>		<b>20</b>	<b>18</b>	<b>134</b>	<b>67</b>	<b>67</b>	<b>0</b>	<b>0</b>	<b>0.0</b>	<b>0.0</b>	<b>2</b>	<b>3</b>	<b>42</b>	<b>19</b>	<b>0</b>	<b>11</b>	<b>0</b>	<b>3</b>	<b>0</b>	<b>28</b>	<b>0</b>	<b>0</b>	<b>0</b>	<b>0</b>	<b>0</b>	<b>0</b>	

### DEVIN LLOYD'S NFL POSTSEASON DEFENSIVE STATISTICS

DATE	TEAM	GP	GS	TACKLES							INTERCEPTIONS							O. FUMB				ST				MISC	
				TK	S	A	TFL	YDS	SK	YDS	QBH	NO	YDS	LG	TD	PD	FF	FR	TD	YDS	TK	S	A	FF	FR	S	A
2022	Jaguars	2	2	13	7	6	1	0	0.0	0.0	2	0	0	0	0	1	0	0	0	0	0	0	0	0	0	0	
<b>NFL TOTALS</b>		<b>2</b>	<b>2</b>	<b>13</b>	<b>7</b>	<b>6</b>	<b>1</b>	<b>0</b>	<b>0.0</b>	<b>0.0</b>	<b>2</b>	<b>0</b>	<b>0</b>	<b>0</b>	<b>0</b>	<b>1</b>	<b>0</b>	<b>0</b>	<b>0</b>	<b>0</b>	<b>0</b>	<b>0</b>	<b>0</b>	<b>0</b>	<b>0</b>		



**SINGLE-GAME HIGHS: DEFENSIVE**

<b>Total Tackles</b> 14 at Philadelphia Eagles, Oct 02, 2022 11 vs. Kansas City Chiefs, Sep 17, 2023 ...2 more at 11. <b>Solo Tackles</b> 8 at Washington Commanders, Sep 11, 2022 7 vs. Dallas Cowboys, Dec 18, 2022 <b>Passes Defensed</b> 3 at Los Angeles Chargers, Sep 25, 2022 3 vs. Indianapolis Colts, Sep 18, 2022 <b>Fumble Recoveries</b> 1 at Indianapolis Colts, Sep 10, 2023 1 at Kansas City Chiefs, Nov 13, 2022 ...1 more at 1.	<b>Interceptions</b> 1 at New York Jets, Dec 22, 2022 1 at Los Angeles Chargers, Sep 25, 2022 ...1 more at 1. <b>Interception Return Yards</b> 19 at New York Jets, Dec 22, 2022 13 vs. Indianapolis Colts, Sep 18, 2022 <b>Longest Opp Fumble Return</b> 17 at Kansas City Chiefs, Nov 13, 2022 11 vs. Las Vegas Raiders, Nov 06, 2022
---	---

**SINGLE-GAME HIGHS - POSTSEASON: DEFENSIVE**

<b>Total Tackles</b> 8 at Kansas City Chiefs, Jan 21, 2023 5 vs. Los Angeles Chargers, Jan 14, 2023 <b>Solo Tackles</b> 4 vs. Los Angeles Chargers, Jan 14, 2023 3 at Kansas City Chiefs, Jan 21, 2023	<b>Passes Defensed</b> 1 vs. Los Angeles Chargers, Jan 14, 2023 <b>Tackles For Loss</b> 1 vs. Los Angeles Chargers, Jan 14, 2023
---	---

**2023 GAME-BY-GAME REGULAR-SEASON STATISTICS (JAGUARS)**

DATE	OPPONENT	P/S	TACKLES							INTERCEPTIONS					O. FUMB				ST				MISC		W/L	SCORE			
			TK	S	A	SK	YDS	TFL	YDS	QBH	NO	YDS	LG	TD	PD	FF	FR	TD	YDS	TK	S	A	FF	FR			S	A	
09/10	at Colts	S	3	1	2	0.0	0.0	0	0	0	0	0	0	0	0	0	1	0	0	0	0	0	0	0	0	0	0	W	31-21
09/17	Chiefs	S	11	5	6	0.0	0.0	0	0	0	0	0	0	0	2	0	0	0	0	0	0	0	0	0	0	0	L	9-17	
09/24	Texans	S	5	2	3	0.0	0.0	0	0	0	0	0	0	1	0	0	0	0	0	0	0	0	0	0	0	0	L	17-37	
<b>2023 TOTALS</b>		<b>3-3</b>	<b>19</b>	<b>8</b>	<b>11</b>	<b>0.0</b>	<b>0.0</b>	<b>0</b>	<b>0</b>	<b>0</b>	<b>0</b>	<b>0</b>	<b>0</b>	<b>3</b>	<b>0</b>	<b>1</b>	<b>0</b>	<b>0</b>	<b>0</b>	<b>0</b>	<b>0</b>	<b>0</b>	<b>0</b>	<b>0</b>	<b>0</b>	<b>0</b>	<b>1-2</b>		

**2022 GAME-BY-GAME REGULAR-SEASON STATISTICS (JAGUARS)**

DATE	OPPONENT	P/S	TACKLES							INTERCEPTIONS					O. FUMB				ST				MISC		W/L	SCORE		
			TK	S	A	SK	YDS	TFL	YDS	QBH	NO	YDS	LG	TD	PD	FF	FR	TD	YDS	TK	S	A	FF	FR			S	A
09/11	at Commanders	S	11	8	3	0.0	0.0	0	0	0	0	0	0	0	0	0	0	0	0	0	0	0	0	0	0	0	L	22-28
09/18	Colts	S	6	3	3	0.0	0.0	0	0	0	1	13	13	0	3	0	0	0	0	0	0	0	0	0	0	0	W	24-0
09/25	at Chargers	S	7	5	2	0.0	0.0	0	0	0	1	10	10	0	3	0	0	0	0	0	0	0	0	0	0	0	W	38-10
10/02	at Eagles	S	14	4	10	0.0	0.0	0	0	0	0	0	0	0	0	0	0	0	0	0	0	0	0	0	0	0	L	21-29
10/09	Texans	S	11	6	5	0.0	0.0	0	0	0	0	0	0	0	0	0	0	0	0	0	0	0	0	0	0	0	L	6-13
10/16	at Colts	S	7	5	2	0.0	0.0	0	0	0	0	0	0	0	0	0	0	0	0	0	0	0	0	0	0	0	L	27-34
10/23	Giants	S	7	2	5	0.0	0.0	0	0	0	0	0	0	0	0	0	0	0	0	0	0	0	0	0	0	0	L	17-23
10/30	Broncos	S	5	0	5	0.0	0.0	0	0	1	0	0	0	0	0	0	0	0	0	0	0	0	0	0	0	0	L	17-21
11/06	Raiders	S	1	1	0	0.0	0.0	0	0	1	0	0	0	0	1	0	1	0	11	0	0	0	0	0	0	0	W	27-20
11/13	at Chiefs	S	3	2	1	0.0	0.0	0	0	0	0	0	0	0	0	0	1	0	17	0	0	0	0	0	0	0	L	17-27
11/27	Ravens	P	3	2	1	0.0	0.0	0	0	0	0	0	0	0	0	0	0	0	0	0	0	0	0	0	0	0	W	28-27
12/04	at Lions	P	6	2	4	0.0	0.0	0	0	0	0	0	0	0	0	0	0	0	0	0	0	0	0	0	0	0	L	14-40
12/11	at Titans	S	8	4	4	0.0	0.0	0	0	0	0	0	0	0	0	0	0	0	0	0	0	0	0	0	0	0	W	36-22
12/18	Cowboys	S	9	7	2	0.0	0.0	0	0	0	0	0	0	0	0	0	0	0	0	0	0	0	0	0	0	0	W	40-34+
12/22	at Jets	S	9	6	3	0.0	0.0	0	0	0	1	19	19	0	1	0	0	0	0	0	0	0	0	0	0	0	W	19-3
01/01	at Texans	S	6	1	5	0.0	0.0	0	0	0	0	0	0	0	0	0	0	0	0	0	0	0	0	0	0	0	W	31-3
01/07	Titans	S	2	1	1	0.0	0.0	0	0	0	0	0	0	0	0	0	0	0	0	0	0	0	0	0	0	0	W	20-16
<b>2022 TOTALS</b>		<b>17-15</b>	<b>115</b>	<b>59</b>	<b>56</b>	<b>0.0</b>	<b>0.0</b>	<b>0</b>	<b>0</b>	<b>2</b>	<b>3</b>	<b>42</b>	<b>19</b>	<b>0</b>	<b>8</b>	<b>0</b>	<b>2</b>	<b>0</b>	<b>28</b>	<b>0</b>	<b>0</b>	<b>0</b>	<b>0</b>	<b>0</b>	<b>0</b>	<b>0</b>	<b>9-8</b>	

+ - Overtime

**2022 GAME-BY-GAME POSTSEASON STATISTICS (JAGUARS)**

DATE	OPPONENT	P/S	TACKLES							INTERCEPTIONS					O. FUMB				ST				MISC		W/L	SCORE		
			TK	S	A	SK	YDS	TFL	YDS	QBH	NO	YDS	LG	TD	PD	FF	FR	TD	YDS	TK	S	A	FF	FR			S	A
01/14	Chargers	S	5	4	1	0.0	0.0	1	0	0	0	0	0	0	1	0	0	0	0	0	0	0	0	0	0	0	W	31-30
01/21	at Chiefs	S	8	3	5	0.0	0.0	0	0	2	0	0	0	0	0	0	0	0	0	0	0	0	0	0	0	0	L	20-27
<b>2022 TOTALS</b>		<b>2-2</b>	<b>13</b>	<b>7</b>	<b>6</b>	<b>0.0</b>	<b>0.0</b>	<b>1</b>	<b>0</b>	<b>2</b>	<b>0</b>	<b>0</b>	<b>0</b>	<b>0</b>	<b>1</b>	<b>0</b>	<b>0</b>	<b>0</b>	<b>0</b>	<b>0</b>	<b>0</b>	<b>0</b>	<b>0</b>	<b>0</b>	<b>0</b>	<b>1-1</b>		





# ROSS MATISCIK | 46

**POSITION:** LONG SNAPPER  
**HT:** 6-0 | **WT:** 240 | **DOB:** 9-13-1996  
**COLLEGE:** BAYLOR  
**HOMETOWN:** MCKINNEY, TEXAS  
**ACQ:** FA-'20  
**EXP:** 4th YEAR

@rossmatiscik  
 @ross\_matiscik

## KEY TRANSACTIONS

- Originally signed by Jacksonville as a rookie free agent on 4/28/20

## PRO

### 2023 (Jaguars)

- 9/24 vs. HOU:** Served as team's long snapper on seven special teams snaps
- 9/17 vs. K.C.:** Served as team's long snapper on eight special teams snaps and recorded one special teams tackle
- 9/10 at IND:** Served as team's long snapper on ten special teams snaps and recorded one special teams tackle

### 2022 (Jaguars)

- Handled long snapping duties in all 17 regular season games and both postseason games... He recorded four special teams tackles (one solo)
- 12/11 at TEN:** Served as team's long snapper on six special teams snaps and recorded one special teams tackle
- 12/4 at DET:** Served as team's long snapper on five special teams snaps and recorded one special teams tackle
- 10/16 at IND:** Served as team's long snapper on six special teams snaps and recorded one special teams tackle

### 2021 (Jaguars)

- Handled long snapping duties in all 17 games in 2021
- 10/17 vs. MIA:** Handled long snapping duties, helping K Matthew Wright convert on the game-tying 54-yard and game-winning 53-yard field goals
- 9/19 vs. DEN:** Served as team's long snapper and recorded one special teams tackle on a punt return

### 2020 (Jaguars)

- Handled the team's long snapping duties in all 16 games on the season
- 9/13 vs. IND:** Served as the team's long snapper in NFL debut

## COLLEGE

- Appeared in 52 games throughout his college career, seeing time as a longsnapper for punts and place kicks, while also appearing at linebacker
- Played in 14 games in 2019, snapping on all punts and kicks and made 13 tackles, including 1.0 sack
- Served as the team's longsnapper for all 13 games and made 11 tackles on defense in 2018
- Played in 12 games as a sophomore in 2017 and totaled four tackles, one fumble recovery and one forced fumble
- Played in 12 games as a freshman and served as the primary long snapper

## PERSONAL

- Attended McKinney Boyd (McKinney, Texas) High School and was a 2014 all-state selection at linebacker
- Father, Marty, played football at Bowling Green
- Brother, Paine, played football at Rice

## ROSS MATISCIK'S NFL REGULAR SEASON STATISTICS

DATE	TEAM	GP
2020	Jaguars	16
2021	Jaguars	17
2022	Jaguars	17
2023	Jaguars	3
<b>NFL TOTALS</b>		<b>53</b>

## ROSS MATISCIK'S NFL POSTSEASON STATISTICS

DATE	TEAM	GP
2022	Jaguars	2
<b>NFL TOTALS</b>		<b>2</b>

## 2023 GAME-BY-GAME REGULAR-SEASON STATISTICS (JAGUARS)

DATE	OPPONENT		W/L	SCORE
09/10	at Colts	P	W	31-21
09/17	Chiefs	P	L	9-17
09/24	Texans	P	L	17-37
<b>2023 TOTALS</b>		<b>3</b>	<b>1-2</b>	



**2022 GAME-BY-GAME REGULAR-SEASON STATISTICS (JAGUARS)**

DATE	OPPONENT		W/L	SCORE
09/11	at Commanders	P	L	22-28
09/18	Colts	P	W	24-0
09/25	at Chargers	P	W	38-10
10/02	at Eagles	P	L	21-29
10/09	Texans	P	L	6-13
10/16	at Colts	P	L	27-34
10/23	Giants	P	L	17-23
10/30	Broncos	P	L	17-21
11/06	Raiders	P	W	27-20
11/13	at Chiefs	P	L	17-27
11/27	Ravens	P	W	28-27
12/04	at Lions	P	L	14-40
12/11	at Titans	P	W	36-22
12/18	Cowboys	P	W	40-34+
12/22	at Jets	P	W	19-3
01/01	at Texans	P	W	31-3
01/07	Titans	P	W	20-16
<b>2022 TOTALS</b>		<b>17</b>	<b>9-8</b>	

+ - Overtime

**2022 GAME-BY-GAME POSTSEASON STATISTICS (JAGUARS)**

DATE	OPPONENT		W/L	SCORE
01/14	Chargers	P	W	31-30
01/21	at Chiefs	P	L	20-27
<b>2022 TOTALS</b>		<b>2</b>	<b>1-1</b>	







# BRANDON MCMANUS | 10

POSITION: KICKER

HT: 6-3 | WT: 201 | DOB: 7-25-1991

COLLEGE: TEMPLE

HOMETOWN: LANSDALE, PA.

ACQ: FA-'23

EXP: 10th YEAR

 thekidmcmamus

 thekidmcmamus

## KEY TRANSACTIONS

- Originally signed by Indianapolis as a rookie free agent on 4/30/13
- Signed to a futures contract by the New York Giants on 8/25/13
- Traded to Denver on 8/26/14
- Waived by Denver on 11/25/14
- Signed to Denver's practice squad on 12/5/14
- Signed to Denver's active roster on 12/6/14
- Signed by Jacksonville as a free agent on 5/25/23

## PRO

### 2023 (Jaguars)

- **9/24 vs. HOU:** Made a 33-yard field goal and two extra points
- **9/17 vs. K.C.:** Successfully converted all three of his field goal attempts
- **9/10 at IND:** Made a 45-yard field goal and four extra points

### 2022 (Broncos)

- Finished the season 28-of-36 on field goal attempts (77.8%), including 8-of-13 on attempts of 50+ yards... Also had 51 touchbacks on 71 kickoffs

### 2021 (Broncos)

- Converted 26-of-31 field goal attempts (83.9 %)
- **1/2 at LAC:** Made a career-long 61-yard field goal in the second quarter

### 2020 (Broncos)

- Led the NFL with 10 successful field goals from 50+ yards
- Concluded the season 28-of-34 (82.4%) on his field goal attempts with a long of 58 yards
- Converted a field goal attempt of 50+ yards in three straight games

### 2019 (Broncos)

- Finished his 2019 campaign 29-of-34 (85.3%) with a long of 53 yards

### 2018 (Broncos)

- Connected on 20-of-25 field goals (80.0%) and converted all 35 extra point attempts

### 2017 (Broncos)

- Ended the season 24-of-32 (75.0%) on field goal attempts and a perfect 27-for-27 on extra point attempts
- **11/5 at PHI:** Nailed a pair of 50-plus yard attempts (52, 53)

### 2016 (Broncos)

- Connected on 29 field goals—three from 50-plus yards on 34 attempts

### 2015 (Broncos)

- Did not miss a field goal attempt in the postseason en route to helping the Broncos win Super Bowl 50
- Set career-highs in both field goal percentage (85.7%) and field goals made (30) after finishing the season 30-of-35, including three game-winning kicks
- Began the season converting his first 13 attempts
- Named AFC Special Teams Player for the Month for October after connecting on 10-of-11 field goals, including the first two game-winning kicks of his career

### 2014 (Broncos)

- Finished his first season nine-of-13 on field goal attempts... Had a career-high 64 touchbacks on 91 kickoffs

## COLLEGE

- Holds Temple University career records for points scored (338), field goals made (60) and attempted (83) and punting average (45.4)
- Named the recipient of the 2012 College Football Performance Awards Specialist Trophy as the nation's best overall kicker after converting 14-of-17 field goals and 32-of-33 extra point tries for 74 points
- Punted 54 times for 2,433 yards (45.1 avg.), including 15 kicks of 50-plus yards as a senior
- Earned All-Big East first team honors as a punter and was a second-team choice as a kicker

## PERSONAL

- He was a four-year letter winner as a kicker and punter at North Penn High School in Lansdale, Pa



- Selected to play in the 2009 Big 33 All-Star Game
- Majored in biology/pre-med at Temple

### BRANDON MCMANUS' NFL REGULAR SEASON KICKING STATISTICS

DATE	TEAM	GP	FGM	FGA	PCT.	LG	XP	XPA	PCT.	BLK	PTS
2014	Broncos	15	9	13	69.2	44	41	41	100.0	0	68
2015	Broncos	16	30	35	85.7	57	35	36	97.2	0	125
2016	Broncos	16	29	34	85.3	55	32	33	97.0	0	119
2017	Broncos	16	24	32	75.0	53	27	27	100.0	2	99
2018	Broncos	16	20	25	80.0	53	35	35	100.0	0	95
2019	Broncos	16	29	34	85.3	53	25	26	96.2	0	112
2020	Broncos	15	28	34	82.4	58	24	27	88.9	2	108
2021	Broncos	17	26	31	83.9	61	33	34	97.1	1	111
2022	Broncos	17	28	36	77.8	55	25	27	92.6	2	109
2023	Jaguars	3	5	7	71.4	49	6	6	100.0	1	21
<b>NFL TOTALS</b>		<b>147</b>	<b>228</b>	<b>281</b>	<b>81.1</b>	<b>61</b>	<b>283</b>	<b>292</b>	<b>96.9</b>	<b>8</b>	<b>967</b>

### BRANDON MCMANUS' NFL POSTSEASON KICKING STATISTICS

DATE	TEAM	GP	FGM	FGA	PCT.	LG	XP	XPA	PCT.	BLK	PTS
2014	Broncos	1	0	0	0.0	0	0	0	0.0	0	0
2015	Broncos	3	10	10	100.0	52	3	3	100.0	0	33
<b>NFL TOTALS</b>		<b>4</b>	<b>10</b>	<b>10</b>	<b>100.0</b>	<b>52</b>	<b>3</b>	<b>3</b>	<b>100.0</b>	<b>0</b>	<b>33</b>

### BRANDON MCMANUS' NFL REGULAR SEASON FIELD-GOAL ACCURACY STATISTICS

DATE	TEAM	1-19	PCT.	20-29	PCT.	30-39	PCT.	40-49	PCT.	50+	PCT.
2014	Broncos	0-0	0.0	5-5	100.0	2-3	66.7	2-3	66.7	0-2	0.0
2015	Broncos	0-0	0.0	12-12	100.0	8-8	100.0	5-8	62.5	5-7	71.4
2016	Broncos	0-0	0.0	9-9	100.0	10-10	100.0	7-9	77.8	3-6	50.0
2017	Broncos	0-0	0.0	6-8	75.0	11-12	91.7	4-6	66.7	3-6	50.0
2018	Broncos	0-0	0.0	5-5	100.0	6-6	100.0	7-7	100.0	2-7	28.6
2019	Broncos	0-0	0.0	6-6	100.0	9-9	100.0	10-12	83.3	4-7	57.1
2020	Broncos	0-0	0.0	6-6	100.0	4-5	80.0	8-8	100.0	10-15	66.7
2021	Broncos	0-0	0.0	7-8	87.5	6-6	100.0	8-8	100.0	5-9	55.6
2022	Broncos	0-0	0.0	6-7	85.7	4-6	66.7	10-10	100.0	8-13	61.5
2023	Jaguars	0-0	0.0	1-1	100.0	2-2	100.0	2-3	66.7	0-1	0.0
<b>NFL TOTALS</b>		<b>0-0</b>	<b>0.0</b>	<b>63-67</b>	<b>94.0</b>	<b>62-67</b>	<b>92.5</b>	<b>63-74</b>	<b>85.1</b>	<b>40-73</b>	<b>54.8</b>

### BRANDON MCMANUS' NFL POSTSEASON FIELD-GOAL ACCURACY STATISTICS

DATE	TEAM	1-19	PCT.	20-29	PCT.	30-39	PCT.	40-49	PCT.	50+	PCT.
2014	Broncos	0-0	0.0	0-0	0.0	0-0	0.0	0-0	0.0	0-0	0.0
2015	Broncos	0-0	0.0	1-1	100.0	4-4	100.0	3-3	100.0	2-2	100.0
<b>NFL TOTALS</b>		<b>0-0</b>	<b>0.0</b>	<b>1-1</b>	<b>100.0</b>	<b>4-4</b>	<b>100.0</b>	<b>3-3</b>	<b>100.0</b>	<b>2-2</b>	<b>100.0</b>

### SINGLE-GAME HIGHS: KICKER

<b>Field Goals Made</b>	4 vs. New York Jets, Sep 26, 2021 4 vs. Indianapolis Colts, Sep 18, 2016 ...3 more at 4.	<b>Points</b>	14 vs. New York Jets, Sep 26, 2021 14 vs. Indianapolis Colts, Sep 18, 2016 ...1 more at 14.
<b>Field Goal Attempts</b>	6 vs. Las Vegas Raiders, Jan 03, 2021 5 vs. Indianapolis Colts, Sep 18, 2016 ...2 more at 5.	<b>Special Teams Tackles</b>	1 at Los Angeles Chargers, Jan 02, 2022 1 at Pittsburgh Steelers, Sep 20, 2020 ...7 more at 1.
<b>Longest Field Goals Made</b>	61 at Los Angeles Chargers, Jan 02, 2022 58 vs. New Orleans Saints, Nov 29, 2020	<b>Kickoff Average</b>	67.6 at Cincinnati Bengals, Dec 22, 2014 67.3 vs. Green Bay Packers, Nov 01, 2015
<b>Longest Field Goals Attempt</b>	70 vs. Las Vegas Raiders, Jan 03, 2021 64 at Seattle Seahawks, Sep 12, 2022 ...1 more at 64.	<b>Extra Point Attempt Percentage</b>	100.0 vs. Detroit Lions, Dec 12, 2021 100.0 at Houston Texans, Dec 08, 2019 ...6 more at 100.0.
<b>PATs Made</b>	6 at Arizona Cardinals, Oct 18, 2018 6 vs. Dallas Cowboys, Sep 17, 2017 ...1 more at 6.	<b>Field Goal Percentage</b>	100.0 vs. New York Jets, Sep 26, 2021 100.0 vs. Baltimore Ravens, Sep 13, 2015
<b>PAT Attempts</b>	6 at Arizona Cardinals, Oct 18, 2018 6 vs. Dallas Cowboys, Sep 17, 2017 ...1 more at 6.	<b>Touchbacks</b>	8 at New York Jets, Oct 01, 2020 8 vs. Arizona Cardinals, Oct 05, 2014



**SINGLE-GAME HIGHS - POSTSEASON: KICKER**

<b>Field Goals Made</b>	5 vs. Pittsburgh Steelers, Jan 17, 2016 3 vs. Carolina Panthers, Feb 07, 2016	<b>PAT Attempts</b>	2 vs. New England Patriots, Jan 24, 2016 1 vs. Carolina Panthers, Feb 07, 2016
<b>Field Goal Attempts</b>	5 vs. Pittsburgh Steelers, Jan 17, 2016 3 vs. Carolina Panthers, Feb 07, 2016	<b>Points</b>	15 vs. Pittsburgh Steelers, Jan 17, 2016 10 vs. Carolina Panthers, Feb 07, 2016
<b>Longest Field Goals Made</b>	52 vs. New England Patriots, Jan 24, 2016 51 vs. Pittsburgh Steelers, Jan 17, 2016	<b>Kickoff Average</b>	65.3 vs. Carolina Panthers, Feb 07, 2016 65.0 vs. Pittsburgh Steelers, Jan 17, 2016
<b>Longest Field Goals Attempt</b>	52 vs. New England Patriots, Jan 24, 2016 51 vs. Pittsburgh Steelers, Jan 17, 2016	<b>Field Goal Percentage</b>	100.0 vs. Pittsburgh Steelers, Jan 17, 2016
<b>PATs Made</b>	2 vs. New England Patriots, Jan 24, 2016 1 vs. Carolina Panthers, Feb 07, 2016	<b>Touchbacks</b>	6 vs. Pittsburgh Steelers, Jan 17, 2016 4 vs. Carolina Panthers, Feb 07, 2016 ...1 more at 4.

**2023 GAME-BY-GAME REGULAR-SEASON STATISTICS (JAGUARS)**

DATE	OPPONENT	P	FIELD GOALS				EXTRA POINTS					PTS	W/L	SCORE
			FGM	FGA	PCT	LG	XP	XPA	PCT	BLK				
09/10	at Colts	P	1	1	100.0	45	4	4	100.0	0	7	W	31-21	
09/17	Chiefs	P	3	3	100.0	49	0	0	0.0	0	9	L	9-17	
09/24	Texans	P	1	3	33.3	33	2	2	100.0	0	5	L	17-37	
<b>2023 TOTALS</b>			<b>3</b>	<b>5</b>	<b>71.4</b>	<b>49</b>	<b>6</b>	<b>6</b>	<b>100.0</b>	<b>0</b>	<b>21</b>	<b>1-2</b>		

**2022 GAME-BY-GAME REGULAR-SEASON STATISTICS (BRONCOS)**

DATE	OPPONENT	P	FIELD GOALS				EXTRA POINTS					PTS	W/L	SCORE
			FGM	FGA	PCT	LG	XP	XPA	PCT	BLK				
09/12	at Seahawks	P	3	4	75.0	40	1	1	100.0	0	10	L	16-17	
09/18	Texans	P	3	3	100.0	50	1	1	100.0	0	10	W	16-9	
09/25	49ers	P	1	2	50.0	55	0	0	0.0	0	3	W	11-10	
10/02	at Raiders	P	1	1	100.0	28	2	3	66.7	0	5	L	23-32	
10/06	Colts	P	3	4	75.0	45	0	0	0.0	0	9	L	9-12+	
10/17	at Chargers	P	3	3	100.0	51	1	1	100.0	0	10	L	16-19+	
10/23	Jets	P	1	2	50.0	44	0	1	0.0	0	3	L	9-16	
10/30	at Jaguars	P	0	0	0.0	0	3	3	100.0	0	3	W	21-17	
11/13	at Titans	P	1	1	100.0	39	1	1	100.0	0	4	L	10-17	
11/20	Raiders	P	3	4	75.0	52	1	1	100.0	0	10	L	16-22+	
11/27	at Panthers	P	1	2	50.0	27	1	1	100.0	0	4	L	10-23	
12/04	at Ravens	P	3	4	75.0	52	0	0	0.0	0	9	L	9-10	
12/11	Chiefs	P	0	0	0.0	0	4	4	100.0	0	4	L	28-34	
12/18	Cardinals	P	1	2	50.0	52	3	3	100.0	0	6	W	24-15	
12/25	at Rams	P	2	2	100.0	54	0	0	0.0	0	6	L	14-51	
01/01	at Chiefs	P	1	1	100.0	49	3	3	100.0	0	6	L	24-27	
01/08	Chargers	P	1	1	100.0	33	4	4	100.0	0	7	W	31-28	
<b>2022 TOTALS</b>			<b>17</b>	<b>28</b>	<b>36</b>	<b>77.8</b>	<b>55</b>	<b>25</b>	<b>27</b>	<b>92.6</b>	<b>0</b>	<b>109</b>	<b>5-12</b>	

+ - Overtime





# CHAD MUMA | 48

**POSITION:** LINEBACKER  
**HT:** 6-3 | **WT:** 239 | **DOB:** 8-18-1999  
**COLLEGE:** WYOMING  
**HOMETOWN:** LONE TREE, COLO.  
**ACQ:** D3-'22  
**EXP:** 2nd YEAR

@chad\_muma  
 @chad\_muma

## KEY TRANSACTIONS

- Originally drafted by Jacksonville in the third round (70th overall) in the 2022 draft

## PRO

### 2023 (Jaguars)

- 9/24 vs. HOU:** Recorded two total tackles and saw action on special teams
- 9/17 vs. K.C.:** Saw action at linebacker and on special teams
- 9/10 at IND:** Saw action on defense and special teams

### 2022 (Jaguars)

- Saw action in 16 regular season games with two and both postseason games... In the regular season he posted 37 tackles (22 solo), three tackles for loss, three quarterback hits, 1.5 sacks and one pass defended... On special teams he posted nine tackles (five solo).... In the postseason he posted three solo tackles
- 1/7 vs. TEN:** Saw action at linebacker and on special teams and posted seven tackles (five solo), including one tackle for loss
- 12/4 at DET:** Started at linebacker and posted 11 tackles (seven solo) and 1.5 sack
- 11/27 vs. BAL:** Made his first career start at linebacker and played all 72 defensive snaps and 9 special teams snaps... Muma recorded a career high in tackles (9) and solo tackles (4)

## COLLEGE

- Named 2021 Second Team All American by both the Walter Camp Football Foundation and Pro Football Focus (PFF)
- 2021 Third Team All-America selection by Associated Press
- One of only six national finalists for this year's Butkus Award, honoring the nation's best linebacker, and he was one of 18 national semifinalists for the Chuck Bednarik Award, recognizing the nation's outstanding defensive player
- Ranked No. 3 in the nation in solo tackles (6.5 per game) and ranked No. 4 in the nation in total tackles (10.9 per game) for the 2021 season
- Tied for No. 2 in the nation in interceptions returned for touchdowns, with two "Pick Sixes" on the year
- Credited with 142 tackles for the 2021 season, which ranks as the fourth best single season total in school history
- Tallied 267 career total tackles
- Elected a team captain as both a junior and senior at Wyoming

## PERSONAL

- Nearing completion of his bachelor's degree in mechanical engineering
- Named to the National Football Foundation Hampshire Honor Society in 2022
- Earned Academic All-Mountain West Conference honors four consecutive years
- The son of former Wyoming Cowboy Ty Muma, who lettered for the Cowboys in 1990 and '91

### CHAD MUMA'S NFL REGULAR SEASON DEFENSIVE STATISTICS

DATE	TEAM	GP	TACKLES							INTERCEPTIONS					O. FUMB				ST			MISC					
			GS	TK	S	A	TFL	YDS	SK	YDS	QBH	NO	YDS	LG	TD	PD	FF	FR	TD	YDS	TK	S	A	FF	FR	S	A
2022	Jaguars	16	2	37	22	15	3	4	1.5	2.0	3	0	0	0	0	1	0	0	0	0	9	5	4	0	0	0	0
2023	Jaguars	3	0	2	0	2	0	0	0.0	0.0	0	0	0	0	0	0	0	0	0	0	0	0	0	0	0	0	
<b>NFL TOTALS</b>		<b>19</b>	<b>2</b>	<b>39</b>	<b>22</b>	<b>17</b>	<b>3</b>	<b>4</b>	<b>1.5</b>	<b>2.0</b>	<b>3</b>	<b>0</b>	<b>0</b>	<b>0</b>	<b>1</b>	<b>0</b>	<b>0</b>	<b>0</b>	<b>0</b>	<b>9</b>	<b>5</b>	<b>4</b>	<b>0</b>	<b>0</b>	<b>0</b>	<b>0</b>	

### CHAD MUMA'S NFL POSTSEASON DEFENSIVE STATISTICS

DATE	TEAM	GP	TACKLES							INTERCEPTIONS					O. FUMB				ST			MISC				
			GS	TK	S	A	TFL	YDS	SK	YDS	QBH	NO	YDS	LG	TD	PD	FF	FR	TD	YDS	TK	S	A	FF	FR	S
2022	Jaguars	2	0	3	3	0	0	0	0.0	0.0	0	0	0	0	0	0	0	0	0	0	0	0	0	0	0	0
<b>NFL TOTALS</b>		<b>2</b>	<b>0</b>	<b>3</b>	<b>3</b>	<b>0</b>	<b>0</b>	<b>0</b>	<b>0.0</b>	<b>0.0</b>	<b>0</b>	<b>0</b>	<b>0</b>	<b>0</b>	<b>0</b>	<b>0</b>	<b>0</b>	<b>0</b>	<b>0</b>	<b>0</b>	<b>0</b>	<b>0</b>	<b>0</b>	<b>0</b>	<b>0</b>	<b>0</b>

### SINGLE-GAME HIGHS: DEFENSIVE

<b>Total Tackles</b>	11 at Detroit Lions, Dec 04, 2022	<b>Passes Defended</b>	1 vs. Las Vegas Raiders, Nov 06, 2022
	9 vs. Baltimore Ravens, Nov 27, 2022	<b>Tackles For Loss</b>	2 at Detroit Lions, Dec 04, 2022
<b>Solo Tackles</b>	7 at Detroit Lions, Dec 04, 2022	<b>Special Teams Tackles</b>	3 vs. Indianapolis Colts, Sep 18, 2022
	5 vs. Tennessee Titans, Jan 07, 2023		2 vs. Denver Broncos, Oct 30, 2022
<b>Sacks</b>	1.5 at Detroit Lions, Dec 04, 2022		

### SINGLE-GAME HIGHS - POSTSEASON: DEFENSIVE

<b>Total Tackles</b>	3 vs. Los Angeles Chargers, Jan 14, 2023	<b>Solo Tackles</b>	3 vs. Los Angeles Chargers, Jan 14, 2023
----------------------	--	---------------------	--



**2023 GAME-BY-GAME REGULAR-SEASON STATISTICS (JAGUARS)**

DATE	OPPONENT	P/S	TACKLES							INTERCEPTIONS					O. FUMB				ST				MISC		SCORE			
			TK	S	A	SK	YDS	TFL	YDS	QBH	NO	YDS	LG	TD	PD	FF	FR	TD	YDS	TK	S	A	FF	FR		S	A	W/L
09/10	at Colts	P	0	0	0	0.0	0.0	0	0	0	0	0	0	0	0	0	0	0	0	0	0	0	0	0	0	0	W	31-21
09/17	Chiefs	P	0	0	0	0.0	0.0	0	0	0	0	0	0	0	0	0	0	0	0	0	0	0	0	0	0	0	L	9-17
09/24	Texans	P	2	0	2	0.0	0.0	0	0	0	0	0	0	0	0	0	0	0	0	0	0	0	0	0	0	0	L	17-37
<b>2023 TOTALS</b>		<b>3-0</b>	<b>2</b>	<b>0</b>	<b>2</b>	<b>0.0</b>	<b>0.0</b>	<b>0</b>	<b>0</b>	<b>0</b>	<b>0</b>	<b>0</b>	<b>0</b>	<b>0</b>	<b>0</b>	<b>0</b>	<b>0</b>	<b>0</b>	<b>0</b>	<b>0</b>	<b>0</b>	<b>0</b>	<b>0</b>	<b>0</b>	<b>0</b>	<b>0</b>	<b>1-2</b>	

**2022 GAME-BY-GAME REGULAR-SEASON STATISTICS (JAGUARS)**

DATE	OPPONENT	P/S	TACKLES							INTERCEPTIONS					O. FUMB				ST				MISC		SCORE			
			TK	S	A	SK	YDS	TFL	YDS	QBH	NO	YDS	LG	TD	PD	FF	FR	TD	YDS	TK	S	A	FF	FR		S	A	W/L
09/11	at Commanders	P	0	0	0	0.0	0.0	0	0	0	0	0	0	0	0	0	0	0	0	0	0	0	0	0	0	0	L	22-28
09/18	Colts	P	0	0	0	0.0	0.0	0	0	0	0	0	0	0	0	0	0	0	0	0	0	0	0	0	0	0	W	24-0
09/25	at Chargers	P	0	0	0	0.0	0.0	0	0	0	0	0	0	0	0	0	0	0	0	0	0	0	0	0	0	0	W	38-10
10/02	at Eagles	P	0	0	0	0.0	0.0	0	0	0	0	0	0	0	0	0	0	0	0	0	0	0	0	0	0	0	L	21-29
10/09	Texans	P	1	0	1	0.0	0.0	0	0	0	0	0	0	0	0	0	0	0	0	0	0	0	0	0	0	0	L	6-13
10/16	at Colts	P	0	0	0	0.0	0.0	0	0	0	0	0	0	0	0	0	0	0	0	0	0	0	0	0	0	0	L	27-34
10/23	Giants	P	0	0	0	0.0	0.0	0	0	0	0	0	0	0	0	0	0	0	0	0	0	0	0	0	0	0	L	17-23
10/30	Broncos	P	0	0	0	0.0	0.0	0	0	0	0	0	0	0	0	0	0	0	0	0	0	0	0	0	0	0	L	17-21
11/06	Raiders	P	0	0	0	0.0	0.0	0	0	0	0	0	0	0	0	1	0	0	0	0	0	0	0	0	0	0	W	27-20
11/13	at Chiefs	P	5	3	2	0.0	0.0	0	0	0	0	0	0	0	0	0	0	0	0	0	0	0	0	0	0	0	L	17-27
11/27	Ravens	S	9	4	5	0.0	0.0	0	0	0	0	0	0	0	0	0	0	0	0	0	0	0	0	0	0	0	W	28-27
12/04	at Lions	S	11	7	4	1.5	2.0	2	2	2	0	0	0	0	0	0	0	0	0	0	0	0	0	0	0	0	L	14-40
12/11	at Titans																									W	36-22	
12/18	Cowboys	P	0	0	0	0.0	0.0	0	0	0	0	0	0	0	0	0	0	0	0	0	0	0	0	0	0	0	W	40-34+
12/22	at Jets	P	0	0	0	0.0	0.0	0	0	0	0	0	0	0	0	0	0	0	0	0	0	0	0	0	0	0	W	19-3
01/01	at Texans	P	4	3	1	0.0	0.0	0	0	1	0	0	0	0	0	0	0	0	0	0	0	0	0	0	0	0	W	31-3
01/07	Titans	P	7	5	2	0.0	0.0	1	2	0	0	0	0	0	0	0	0	0	0	0	0	0	0	0	0	0	W	20-16
<b>2022 TOTALS</b>		<b>16-2</b>	<b>37</b>	<b>22</b>	<b>15</b>	<b>1.5</b>	<b>2.0</b>	<b>3</b>	<b>4</b>	<b>3</b>	<b>0</b>	<b>0</b>	<b>0</b>	<b>0</b>	<b>1</b>	<b>0</b>	<b>0</b>	<b>0</b>	<b>0</b>	<b>0</b>	<b>0</b>	<b>0</b>	<b>0</b>	<b>0</b>	<b>0</b>	<b>9-8</b>		

+ - Overtime

**2022 GAME-BY-GAME POSTSEASON STATISTICS (JAGUARS)**

DATE	OPPONENT	P/S	TACKLES							INTERCEPTIONS					O. FUMB				ST				MISC		SCORE			
			TK	S	A	SK	YDS	TFL	YDS	QBH	NO	YDS	LG	TD	PD	FF	FR	TD	YDS	TK	S	A	FF	FR		S	A	W/L
01/14	Chargers	P	3	3	0	0.0	0.0	0	0	0	0	0	0	0	0	0	0	0	0	0	0	0	0	0	0	0	W	31-30
01/21	at Chiefs	P	0	0	0	0.0	0.0	0	0	0	0	0	0	0	0	0	0	0	0	0	0	0	0	0	0	0	L	20-27
<b>2022 TOTALS</b>		<b>2-0</b>	<b>3</b>	<b>3</b>	<b>0</b>	<b>0.0</b>	<b>0.0</b>	<b>0</b>	<b>0</b>	<b>0</b>	<b>0</b>	<b>0</b>	<b>0</b>	<b>0</b>	<b>0</b>	<b>0</b>	<b>0</b>	<b>0</b>	<b>0</b>	<b>0</b>	<b>0</b>	<b>0</b>	<b>0</b>	<b>0</b>	<b>0</b>	<b>1-1</b>		





# FOYESADE OLUOKUN | 23

POSITION: LINEBACKER


HT: 6-2 | WT: 230 | DOB: 8-2-1995

COLLEGE: YALE

HOMETOWN: ST. LOUIS, MO.

ACQ: UFA (ATL)-'22

EXP: 6th YEAR

 @foyelicious

 @foyelicious

## KEY TRANSACTIONS

- Originally drafted by Atlanta in the sixth round (200th overall) of the 2018 draft
- Signed by Jacksonville as an unrestricted free agent on 3/16/22

## PRO

### 2023 (Jaguars)

- **9/24 vs. HOU:** Started at linebacker and played all 56 defensive snaps... Posted 14 total tackles (eight solo) marking his sixth consecutive game with double digit tackles
- **9/17 vs. K.C.:** Started at linebacker and played all 67 defensive snaps... Recorded 10 combined tackles (six solo) and a fumble recovery... Posted double digit tackles for the fifth consecutive game dating back to last season
- **9/10 at IND:** Started at linebacker and posted 12 total tackles (eight solo), one quarterback hit and one pass defended... Played all defensive snaps and four plays on special teams

### 2022 (Jaguars)

- Voted a captain for the 2022 season
- Started all 17 games and both postseason games... In the regular season he led the NFL with 184 tackles (128 solo), 12 tackles for loss, five passes defended, 2.0 sacks, two forced fumbles, and two fumble recoveries... In the postseason he posted 27 tackles (12 solo) and two quarterback hits... Oluokun's 184 single-season total tackles and 128 solo tackles are the most in franchise history
- **1/7 vs. TEN:** Started at linebacker and recorded a team-leading 13 tackles (eight solo), 1.0 sack, and one pass defended
- **12/22 at NYJ:** Started at linebacker and recorded six tackles (three solo), one QB hit, two passes defended, and two forced fumbles
- **12/18 vs. DAL:** Started at linebacker and recorded 14 tackles (9 solo), including one tackle for loss... Oluokun surpassed 600 career tackles in the game
- **11/27 vs. BAL:** Recorded a career-high 18 tackles (13 solo)... Oluokun's 18 tackles tied for the third-most single-game tackles in the 2022 season and were the most by any Jaguars player since LB Paul Posluszny recorded 18 in 2015

### 2021 (Falcons)

- Started all 17 games totaling 192 total tackles (102 solo), four tackles for loss, seven quarterback hits, one forced fumble, 2.0 sacks, three interceptions and six passes defended
- In 2021, led the NFL in tackles (192) and also set new single-season career-highs in passes defended (six), interceptions (three)
- **9/26 at NYG:** Matched his career-high with 14 total tackles (nine solo), one tackle for loss and one quarterback hit in Week 3 vs. the New York Giants

### 2020 (Falcons)

- Set single-season career-highs in sacks (3.0), forced fumbles (four) and quarterback hits (nine) in 15 games with 15 starts in 2020
- **11/8 vs. DEN:** Recorded 10 tackles and 1.0 sack

### 2019 (Falcons)

- Recorded 56 tackles (32 solo), two tackles for loss and six special teams tackles in 16 games in 2019

### 2018 (Falcons)

- During rookie campaign, played in 16 games with seven starts, tallying 89 tackles (50 solo), two tackles for loss, two QB hits, one pass defended and one special teams tackle

## COLLEGE

- Played in 42 total games for the Bulldogs and tallied 271 total tackles, 13.5 tackles for loss, and four interceptions
- Made 75 total stops in 2016, earning Ivy League Honor Roll in games against Cornell and Princeton
- Played in just three games before suffering an injury in 2015. Blocked two FG attempts with eight tackles and two pass breakups
- Earned second-team All-Ivy League honors after playing in all 10 games and tallying a team-high 79 total tackles (36 solo) with two interceptions, one blocked kick, two pass breakups, and 1.5 tackles for a loss in 2014
- Named a second-team All-Ivy League performer after starting all 10 games during his freshman season... Received Yale's Charles Loftus Award for the most valuable freshman, posting 59 tackles, one tackle for loss, and four pass breakups

## PERSONAL

- Attended the 2023 DUUUVAL Draft Party at Daily's Place as a player panelist
- Named all-league, all-district, and first-team all-state during his senior year at Johns Burroughs High School
- Earned eight varsity letters between football and basketball and was a team captain, all-league, and all-district in basketball
- Played high school football with Dallas Cowboys running back Ezekiel Elliott
- In 2019, he served as a celebrity chef at a March of Dimes fundraiser at the College Football Hall of Fame
- <https://www.foyeoluokun.com/> (Has his own clothing line and website)



## FOYESADE OLUOKUN'S NFL REGULAR SEASON DEFENSIVE STATISTICS

DATE	TEAM	GP	GS	TACKLES							INTERCEPTIONS					O. FUMB					ST				MISC		
				TK	S	A	TFL	YDS	SK	YDS	QBH	NO	YDS	LG	TD	PD	FF	FR	TD	YDS	TK	S	A	FF	FR	S	A
2018	Falcons	16	7	89	55	34	2	4	0.0	0.0	2	0	0	0	0	1	1	0	0	0	2	1	1	0	0	0	0
2019	Falcons	16	3	56	32	24	2	3	0.0	0.0	0	0	0	0	0	1	0	0	0	6	4	2	0	0	0	0	
2020	Falcons	15	15	117	78	39	4	18	3.0	19.0	9	2	65	51	0	4	4	1	0	0	0	0	0	0	0	0	
2021	Falcons	17	17	192	102	90	4	19	2.0	14.0	7	3	80	56	0	6	1	0	0	0	0	0	0	0	0	0	
2022	Jaguars	17	17	184	128	56	12	26	2.0	12.0	9	0	0	0	0	5	2	2	0	0	0	0	0	0	0	0	
2023	Jaguars	3	3	37	22	15	0	0	0.0	0.0	1	0	0	0	0	1	0	1	0	0	0	0	0	0	0	0	
<b>NFL TOTALS</b>		<b>84</b>	<b>62</b>	<b>675</b>	<b>417</b>	<b>258</b>	<b>24</b>	<b>70</b>	<b>7.0</b>	<b>45.0</b>	<b>28</b>	<b>5</b>	<b>145</b>	<b>56</b>	<b>0</b>	<b>17</b>	<b>9</b>	<b>4</b>	<b>0</b>	<b>0</b>	<b>8</b>	<b>5</b>	<b>3</b>	<b>0</b>	<b>0</b>	<b>0</b>	

## FOYESADE OLUOKUN'S NFL POSTSEASON DEFENSIVE STATISTICS

DATE	TEAM	GP	GS	TACKLES							INTERCEPTIONS					O. FUMB					ST				MISC	
				TK	S	A	TFL	YDS	SK	YDS	QBH	NO	YDS	LG	TD	PD	FF	FR	TD	YDS	TK	S	A	FF	FR	S
2022	Jaguars	2	2	27	12	15	0	0	0.0	0.0	2	0	0	0	0	0	0	0	0	0	0	0	0	0	0	0
<b>NFL TOTALS</b>		<b>2</b>	<b>2</b>	<b>27</b>	<b>12</b>	<b>15</b>	<b>0</b>	<b>0</b>	<b>0.0</b>	<b>0.0</b>	<b>2</b>	<b>0</b>	<b>0</b>	<b>0</b>	<b>0</b>	<b>0</b>	<b>0</b>	<b>0</b>	<b>0</b>	<b>0</b>	<b>0</b>	<b>0</b>	<b>0</b>	<b>0</b>	<b>0</b>	<b>0</b>

### SINGLE-GAME HIGHS: DEFENSIVE

<p><b>Total Tackles</b> 18 vs. Baltimore Ravens, Nov 27, 2022 16 at Philadelphia Eagles, Oct 02, 2022 ...1 more at 16.</p> <p><b>Solo Tackles</b> 13 vs. Baltimore Ravens, Nov 27, 2022 12 at Philadelphia Eagles, Oct 02, 2022 ...1 more at 12.</p> <p><b>Sacks</b> 1.0 vs. Tennessee Titans, Jan 07, 2023 1.0 vs. Houston Texans, Oct 09, 2022 ...5 more at 1.0.</p> <p><b>Passes Defensed</b> 2 at New York Jets, Dec 22, 2022 2 at Buffalo Bills, Jan 02, 2022</p> <p><b>Forced Fumbles</b> 3 at Dallas Cowboys, Sep 20, 2020 2 at New York Jets, Dec 22, 2022</p>	<p><b>Fumble Recoveries</b> 1 vs. Kansas City Chiefs, Sep 17, 2023 1 at Los Angeles Chargers, Sep 25, 2022 ...2 more at 1.</p> <p><b>Tackles For Loss</b> 3 vs. Baltimore Ravens, Nov 27, 2022 3 at Philadelphia Eagles, Oct 02, 2022</p> <p><b>Interceptions</b> 1 at Buffalo Bills, Jan 02, 2022 1 vs. Detroit Lions, Dec 26, 2021 ...3 more at 1.</p> <p><b>Interception Return Yards</b> 56 at Miami Dolphins, Oct 24, 2021 51 at Kansas City Chiefs, Dec 27, 2020</p> <p><b>Special Teams Tackles</b> 2 vs. Los Angeles Rams, Oct 20, 2019 1 vs. Carolina Panthers, Dec 08, 2019 ...5 more at 1.</p>
--	---

### SINGLE-GAME HIGHS - POSTSEASON: DEFENSIVE

<p><b>Total Tackles</b> 14 at Kansas City Chiefs, Jan 21, 2023 13 vs. Los Angeles Chargers, Jan 14, 2023</p>	<p><b>Solo Tackles</b> 8 vs. Los Angeles Chargers, Jan 14, 2023 4 at Kansas City Chiefs, Jan 21, 2023</p>
--	---

### 2023 GAME-BY-GAME REGULAR-SEASON STATISTICS (JAGUARS)

DATE	OPPONENT	P/S	TACKLES							INTERCEPTIONS					O. FUMB					ST				SCORE				
			TK	S	A	SK	YDS	TFL	YDS	QBH	NO	YDS	LG	TD	PD	FF	FR	TD	YDS	TK	S	A	FF		FR	S	A	W/L
09/10	at Colts	S	13	8	5	0.0	0.0	0	0	1	0	0	0	0	1	0	0	0	0	0	0	0	0	0	0	0	W	31-21
09/17	Chiefs	S	10	6	4	0.0	0.0	0	0	0	0	0	0	0	0	0	1	0	0	0	0	0	0	0	0	0	L	9-17
09/24	Texans	S	14	8	6	0.0	0.0	0	0	0	0	0	0	0	0	0	0	0	0	0	0	0	0	0	0	0	L	17-37
<b>2023 TOTALS</b>		<b>3-3</b>	<b>37</b>	<b>22</b>	<b>15</b>	<b>0.0</b>	<b>0.0</b>	<b>0</b>	<b>0</b>	<b>1</b>	<b>0</b>	<b>0</b>	<b>0</b>	<b>0</b>	<b>1</b>	<b>0</b>	<b>1</b>	<b>0</b>	<b>0</b>	<b>0</b>	<b>0</b>	<b>0</b>	<b>0</b>	<b>0</b>	<b>0</b>	<b>0</b>	<b>1-2</b>	

### 2022 GAME-BY-GAME REGULAR-SEASON STATISTICS (JAGUARS)

DATE	OPPONENT	P/S	TACKLES							INTERCEPTIONS					O. FUMB					ST				SCORE				
			TK	S	A	SK	YDS	TFL	YDS	QBH	NO	YDS	LG	TD	PD	FF	FR	TD	YDS	TK	S	A	FF		FR	S	A	W/L
09/11	at Commanders	S	10	6	4	0.0	0.0	0	0	0	0	0	0	0	0	0	1	0	0	0	0	0	0	0	0	0	L	22-28
09/18	Colts	S	4	3	1	0.0	0.0	0	0	2	0	0	0	0	1	0	0	0	0	0	0	0	0	0	0	0	W	24-0
09/25	at Chargers	S	8	7	1	0.0	0.0	0	0	1	0	0	0	0	0	0	1	0	0	0	0	0	0	0	0	0	W	38-10
10/02	at Eagles	S	16	12	4	0.0	0.0	3	4	0	0	0	0	0	0	0	0	0	0	0	0	0	0	0	0	0	L	21-29
10/09	Texans	S	8	6	2	1.0	8.0	2	8	2	0	0	0	0	0	0	0	0	0	0	0	0	0	0	0	0	L	6-13
10/16	at Colts	S	12	6	6	0.0	0.0	0	0	1	0	0	0	0	0	0	0	0	0	0	0	0	0	0	0	0	L	27-34
10/23	Giants	S	12	6	6	0.0	0.0	1	1	0	0	0	0	0	0	0	0	0	0	0	0	0	0	0	0	0	L	17-23
10/30	Broncos	S	9	8	1	0.0	0.0	0	0	0	0	0	0	0	0	0	0	0	0	0	0	0	0	0	0	0	L	17-21
11/06	Raiders	S	9	7	2	0.0	0.0	1	0	0	0	0	0	0	0	0	0	0	0	0	0	0	0	0	0	0	W	27-20
11/13	at Chiefs	S	7	7	0	0.0	0.0	0	0	0	0	0	0	0	0	0	0	0	0	0	0	0	0	0	0	0	L	17-27
11/27	Ravens	S	18	13	5	0.0	0.0	3	2	0	0	0	0	0	0	0	0	0	0	0	0	0	0	0	0	0	W	28-27
12/04	at Lions	S	15	11	4	0.0	0.0	0	0	1	0	0	0	0	0	0	0	0	0	0	0	0	0	0	0	0	L	14-40
12/11	at Titans	S	14	10	4	0.0	0.0	0	0	0	0	0	0	0	0	0	0	0	0	0	0	0	0	0	0	0	W	36-22
12/18	Cowboys	S	14	10	4	0.0	0.0	1	7	0	0	0	0	0	0	0	0	0	0	0	0	0	0	0	0	0	W	40-34+
12/22	at Jets	S	6	3	3	0.0	0.0	0	0	1	0	0	0	0	2	2	0	0	0	0	0	0	0	0	0	0	W	19-3
01/01	at Texans	S	9	5	4	0.0	0.0	0	0	0	0	0	0	0	1	0	0	0	0	0	0	0	0	0	0	0	W	31-3
01/07	Titans	S	13	8	5	1.0	4.0	1	4	1	0	0	0	0	1	0	0	0	0	0	0	0	0	0	0	0	W	20-16
<b>2022 TOTALS</b>		<b>17-17</b>	<b>184</b>	<b>128</b>	<b>56</b>	<b>2.0</b>	<b>12.0</b>	<b>12</b>	<b>26</b>	<b>9</b>	<b>0</b>	<b>0</b>	<b>0</b>	<b>0</b>	<b>5</b>	<b>2</b>	<b>2</b>	<b>0</b>	<b>0</b>	<b>0</b>	<b>0</b>	<b>0</b>	<b>0</b>	<b>0</b>	<b>0</b>	<b>0</b>	<b>9-8</b>	

+ - Overtime



**2022 GAME-BY-GAME POSTSEASON STATISTICS (JAGUARS)**

DATE	OPPONENT	P/S	TACKLES							INTERCEPTIONS					O. FUMB				ST				MISC		SCORE				
			TK	S	A	SK	YDS	TFL	YDS	QBH	NO	YDS	LG	TD	PD	FF	FR	TD	YDS	TK	S	A	FF	FR		S	A	W/L	
01/14	Chargers	S	13	8	5	0.0	0.0	0	0	1	0	0	0	0	0	0	0	0	0	0	0	0	0	0	0	0	0	W	31-30
01/21	at Chiefs	S	14	4	10	0.0	0.0	0	0	1	0	0	0	0	0	0	0	0	0	0	0	0	0	0	0	0	L	20-27	
<b>2022 TOTALS</b>		<b>2-2</b>	<b>27</b>	<b>12</b>	<b>15</b>	<b>0.0</b>	<b>0.0</b>	<b>0</b>	<b>0</b>	<b>2</b>	<b>0</b>	<b>0</b>	<b>0</b>	<b>0</b>	<b>0</b>	<b>0</b>	<b>0</b>	<b>0</b>	<b>0</b>	<b>0</b>	<b>0</b>	<b>0</b>	<b>0</b>	<b>0</b>	<b>0</b>	<b>0</b>	<b>1-1</b>		







# SHAQUILLE QUARTERMAN | 50

POSITION: LINEBACKER

HT: 6-0 | WT: 240 | DOB: 10-28-1997

COLLEGE: MIAMI (FLA.)

HOMETOWN: ORANGE PARK, FLA.

ACQ: D4-'20

EXP: 4th YEAR

@OgBoobie\_Shaq

shaq\_da\_gr8

## KEY TRANSACTIONS

- Originally drafted by Jacksonville in the fourth round (140th overall) of the 2020 draft

## PRO

### 2023 (Jaguars)

- 9/24 vs. HOU:** Saw action on special teams
- 9/17 vs. K.C.:** Saw action on special teams
- 9/10 at IND:** Saw action on special teams

### 2022 (Jaguars)

- Saw action in all 17 regular season games and both postseason games... In the regular season he posted four tackles (three solo), one forced fumble, and 12 tackles (five solo) on special teams
- 1/1 at HOU:** Saw action at linebacker and on special teams and recorded three tackles (two solo)
- 12/11 at TEN:** Saw action on defense and special teams and posted one solo tackle, one forced fumble, and two special teams tackles

### 2021 (Jaguars)

- Appeared in all 17 games and posted 25 tackles from scrimmage and five special teams tackles
- 1/2 at N.E.:** Saw action on defense and posted six total tackles (four solo)
- 12/26 at NYJ:** Saw action on defense and special teams... Finished the game with four total tackles (two solo)
- 11/28 vs. ATL:** Saw action on defense and special teams... Recorded five total tackles (three solo)
- 9/12 at HOU:** Saw action on defense and special teams... Recorded two assisted tackles and one assisted special teams tackle

### 2020 (Jaguars)

- Saw action in 12 games during his rookie campaign, playing primarily on special teams and posting five special teams tackles... Placed on injured reserve on Nov. 7 with a knee injury... Activated from injured reserve on Dec. 5
- 9/13 vs. IND:** Saw 13 snaps on special teams in NFL debut
- 10/4 at CIN:** Saw action on special teams and tallied one special teams tackle

## COLLEGE

- Only player in Miami (Fla.) history to start 52 games without missing a single start
- Finished his career with 356 tackles, which ranks ninth place in Miami (Fla.) history... Totaled 46.5 tackles for loss, 13.0 sacks, 13 passes defended, five fumble recoveries, five fumble recoveries and one INT
- Named to the All-ACC team all four seasons, including earning First-Team honors as a junior and a senior

## PERSONAL

- Attended Oakleaf (Orange Park, Fla.) High School, which is fewer than 25 miles from TIAA Bank Field
- Considers former Miami Hurricanes (and Panthers/Giants) LB Jon Beason his mentor
- Played Pop Warner football for the Orange Park Pee Wee Cyclones
- Was gathered with family in Jacksonville when he was drafted by the Jaguars
- Has a daughter, Nani
- Big fan of battle rap

## SHAQUILLE QUARTERMAN'S NFL REGULAR SEASON DEFENSIVE STATISTICS

DATE	TEAM	GP	TACKLES								INTERCEPTIONS						O. FUMB				ST				MISC		
			GS	TK	S	A	TFL	YDS	SK	YDS	QBH	NO	YDS	LG	TD	PD	FF	FR	TD	YDS	TK	S	A	FF	FR	S	A
2020	Jaguars	12	0	0	0	0	0	0	0.0	0.0	0	0	0	0	0	0	0	0	0	6	4	2	0	0	0	0	
2021	Jaguars	17	0	25	13	12	1	1	0.0	0.0	0	0	0	0	0	0	0	0	0	5	3	2	0	0	0	0	
2022	Jaguars	17	0	4	3	1	0	0	0.0	0.0	0	0	0	0	0	1	0	0	0	12	5	7	0	0	0	0	
2023	Jaguars	3	0	0	0	0	0	0	0.0	0.0	0	0	0	0	0	0	0	0	0	1	1	0	0	0	0	0	
<b>NFL TOTALS</b>		<b>49</b>	<b>0</b>	<b>29</b>	<b>16</b>	<b>13</b>	<b>1</b>	<b>1</b>	<b>0.0</b>	<b>0.0</b>	<b>0</b>	<b>0</b>	<b>0</b>	<b>0</b>	<b>0</b>	<b>1</b>	<b>0</b>	<b>0</b>	<b>0</b>	<b>24</b>	<b>13</b>	<b>11</b>	<b>0</b>	<b>0</b>	<b>0</b>	<b>0</b>	

## SHAQUILLE QUARTERMAN'S NFL POSTSEASON DEFENSIVE STATISTICS

DATE	TEAM	GP	TACKLES								INTERCEPTIONS						O. FUMB				ST				MISC		
			GS	TK	S	A	TFL	YDS	SK	YDS	QBH	NO	YDS	LG	TD	PD	FF	FR	TD	YDS	TK	S	A	FF	FR	S	A
2022	Jaguars	2	0	1	1	0	0	0	0.0	0.0	0	0	0	0	0	0	0	0	0	0	0	0	0	0	0	0	0
<b>NFL TOTALS</b>		<b>2</b>	<b>0</b>	<b>1</b>	<b>1</b>	<b>0</b>	<b>0</b>	<b>0</b>	<b>0.0</b>	<b>0.0</b>	<b>0</b>	<b>0</b>	<b>0</b>	<b>0</b>	<b>0</b>	<b>0</b>	<b>0</b>	<b>0</b>	<b>0</b>	<b>0</b>	<b>0</b>	<b>0</b>	<b>0</b>	<b>0</b>	<b>0</b>	<b>0</b>	



**SINGLE-GAME HIGHS: DEFENSIVE**

**Total Tackles** 6 at New England Patriots, Jan 02, 2022  
 5 vs. Atlanta Falcons, Nov 28, 2021  
**Solo Tackles** 4 at New England Patriots, Jan 02, 2022  
 3 vs. Atlanta Falcons, Nov 28, 2021  
**Forced Fumbles** 1 at Tennessee Titans, Dec 11, 2022

**Tackles For Loss** 1 vs. Denver Broncos, Sep 19, 2021  
**Special Teams Tackles** 2 at Tennessee Titans, Dec 11, 2022  
 2 vs. Denver Broncos, Oct 30, 2022  
 ...4 more at 2.

**2023 GAME-BY-GAME REGULAR-SEASON STATISTICS (JAGUARS)**

DATE	OPPONENT	P/S	TACKLES							INTERCEPTIONS					O. FUMB				ST				MISC			SCORE			
			TK	S	A	SK	YDS	TFL	YDS	QBH	NO	YDS	LG	TD	PD	FF	FR	TD	YDS	TK	S	A	FF	FR	S		A	W/L	
09/10	at Colts	P	0	0	0	0.0	0.0	0	0	0	0	0	0	0	0	0	0	0	0	0	0	0	0	0	0	0	0	W	31-21
09/17	Chiefs	P	0	0	0	0.0	0.0	0	0	0	0	0	0	0	0	0	0	0	0	1	1	0	0	0	0	0	L	9-17	
09/24	Texans	P	0	0	0	0.0	0.0	0	0	0	0	0	0	0	0	0	0	0	0	0	0	0	0	0	0	0	L	17-37	
<b>2023 TOTALS</b>			<b>3-0</b>	<b>0</b>	<b>0</b>	<b>0</b>	<b>0.0</b>	<b>0.0</b>	<b>0</b>	<b>0</b>	<b>0</b>	<b>0</b>	<b>0</b>	<b>0</b>	<b>0</b>	<b>0</b>	<b>0</b>	<b>0</b>	<b>0</b>	<b>0</b>	<b>1</b>	<b>1</b>	<b>0</b>	<b>0</b>	<b>0</b>	<b>0</b>	<b>0</b>	<b>1-2</b>	

**2022 GAME-BY-GAME REGULAR-SEASON STATISTICS (JAGUARS)**

DATE	OPPONENT	P/S	TACKLES							INTERCEPTIONS					O. FUMB				ST				MISC			SCORE		
			TK	S	A	SK	YDS	TFL	YDS	QBH	NO	YDS	LG	TD	PD	FF	FR	TD	YDS	TK	S	A	FF	FR	S		A	W/L
09/11	at Commanders	P	0	0	0	0.0	0.0	0	0	0	0	0	0	0	0	0	0	0	0	0	0	0	0	0	0	0	L	22-28
09/18	Colts	P	0	0	0	0.0	0.0	0	0	0	0	0	0	0	0	0	0	0	0	2	0	2	0	0	0	0	W	24-0
09/25	at Chargers	P	0	0	0	0.0	0.0	0	0	0	0	0	0	0	0	0	0	0	0	0	0	0	0	0	0	0	W	38-10
10/02	at Eagles	P	0	0	0	0.0	0.0	0	0	0	0	0	0	0	0	0	0	0	0	0	0	0	0	0	0	0	L	21-29
10/09	Texans	P	0	0	0	0.0	0.0	0	0	0	0	0	0	0	0	0	0	0	0	1	1	0	0	0	0	0	L	6-13
10/16	at Colts	P	0	0	0	0.0	0.0	0	0	0	0	0	0	0	0	0	0	0	0	1	1	0	0	0	0	0	L	27-34
10/23	Giants	P	0	0	0	0.0	0.0	0	0	0	0	0	0	0	0	0	0	0	0	0	0	0	0	0	0	0	L	17-23
10/30	Broncos	P	0	0	0	0.0	0.0	0	0	0	0	0	0	0	0	0	0	0	0	2	1	1	0	0	0	0	L	17-21
11/06	Raiders	P	0	0	0	0.0	0.0	0	0	0	0	0	0	0	0	0	0	0	0	1	0	1	0	0	0	0	W	27-20
11/13	at Chiefs	P	0	0	0	0.0	0.0	0	0	0	0	0	0	0	0	0	0	0	0	1	0	1	0	0	0	0	L	17-27
11/27	Ravens	P	0	0	0	0.0	0.0	0	0	0	0	0	0	0	0	0	0	0	0	0	0	0	0	0	0	0	W	28-27
12/04	at Lions	P	0	0	0	0.0	0.0	0	0	0	0	0	0	0	0	0	0	0	0	0	0	0	0	0	0	0	L	14-40
12/11	at Titans	P	1	1	0	0.0	0.0	0	0	0	0	0	0	0	0	1	0	0	0	2	0	2	0	0	0	0	W	36-22
12/18	Cowboys	P	0	0	0	0.0	0.0	0	0	0	0	0	0	0	0	0	0	0	0	1	1	0	0	0	0	0	W	40-34+
12/22	at Jets	P	0	0	0	0.0	0.0	0	0	0	0	0	0	0	0	0	0	0	0	0	0	0	0	0	0	0	W	19-3
01/01	at Texans	P	3	2	1	0.0	0.0	0	0	0	0	0	0	0	0	0	0	0	0	0	0	0	0	0	0	0	W	31-3
01/07	Titans	P	0	0	0	0.0	0.0	0	0	0	0	0	0	0	0	0	0	0	0	1	1	0	0	0	0	0	W	20-16
<b>2022 TOTALS</b>			<b>17-0</b>	<b>4</b>	<b>3</b>	<b>1</b>	<b>0.0</b>	<b>0.0</b>	<b>0</b>	<b>0</b>	<b>0</b>	<b>0</b>	<b>0</b>	<b>0</b>	<b>0</b>	<b>0</b>	<b>1</b>	<b>0</b>	<b>0</b>	<b>0</b>	<b>12</b>	<b>5</b>	<b>7</b>	<b>0</b>	<b>0</b>	<b>0</b>	<b>0</b>	<b>9-8</b>

+ - Overtime

**2022 GAME-BY-GAME POSTSEASON STATISTICS (JAGUARS)**

DATE	OPPONENT	P/S	TACKLES							INTERCEPTIONS					O. FUMB				ST				MISC			SCORE		
			TK	S	A	SK	YDS	TFL	YDS	QBH	NO	YDS	LG	TD	PD	FF	FR	TD	YDS	TK	S	A	FF	FR	S		A	W/L
01/14	Chargers	P	0	0	0	0.0	0.0	0	0	0	0	0	0	0	0	0	0	0	0	0	0	0	0	0	0	0	W	31-30
01/21	at Chiefs	P	1	1	0	0.0	0.0	0	0	0	0	0	0	0	0	0	0	0	0	0	0	0	0	0	0	0	L	20-27
<b>2022 TOTALS</b>			<b>2-0</b>	<b>1</b>	<b>1</b>	<b>0</b>	<b>0.0</b>	<b>0.0</b>	<b>0</b>	<b>0</b>	<b>0</b>	<b>0</b>	<b>0</b>	<b>0</b>	<b>0</b>	<b>0</b>	<b>0</b>	<b>0</b>	<b>0</b>	<b>0</b>	<b>0</b>	<b>0</b>	<b>0</b>	<b>0</b>	<b>0</b>	<b>0</b>	<b>0</b>	<b>1-1</b>





# CALVIN RIDLEY | O

POSITION: WIDE RECEIVER


HT: 6-1 | WT: 190 | DOB: 12-20-1994

COLLEGE: ALABAMA

HOMETOWN: FORT LAUDERDALE, FLA.

ACQ: T (ATL)-'22

EXP: 5th YEAR



## KEY TRANSACTIONS

- Originally selected in the first round (26<sup>th</sup> overall) by Atlanta in the 2018 NFL Draft
- Acquired via trade by Jacksonville on 11/1/22

## PRO

### 2023 (Jaguars)

- 9/24 vs. HOU:** Started at wide receiver and recorded three receptions for 40 yads
- 9/17 vs. K.C.:** Started at wide receiver and posted two receptions for 32 yards
- 9/10 at IND:** Started at wide receiver and posted eight receptions for 101 yards and a touchdown in Jaguars debut

### Falcons (2021)

- Started five games, totaling 31 receptions for 281 yards (9.6 avg.)

### Falcons (2020)

- Tallied single-season career-highs in receptions (90) and receiving yards (1,374) with nine touchdown catches in 15 games
- Eclipsed 100 receiving yards in eight of 15 games, the most in the NFL in the 2020 season
- 12/20 vs. T.B.:** Recorded a season high in receptions (10) and receiving yards (163) and scored one touchdown

### Falcons (2019)

- Saw action in 13 games with 10 starts, totaling 63 receptions for 866 yards and seven touchdowns before spending the remainder of the season on injured reserve
- 11/17 at CAR:** Recorded a season high in receiving yards (143) on eight receptions and scored one touchdown

### Falcons (2018)

- Appeared in 16 games with five starts, totaling 821 yards on 64 receptions, scoring 10 touchdowns
- 9/16 vs. CAR:** Caught a career-long TD pass of 75 yards
- 9/23 vs. N.O.:** Recorded a season-high in receiving yards (146) and scored a career-high three touchdowns

## COLLEGE

- Had 224 receptions for 2,781 yards and 19 touchdowns in his three seasons at Alabama
- Finished second in Alabama history for receptions (224) and receiving touchdowns (19), while ranking third in receiving yards with 2,781 yards... Added eight 100-yard receiving games in his career to tie for third in school annals
- One of the nation's most explosive wide receivers, caught 63 passes for 967 yards and five touchdowns, while averaging 15.3 yards per catch in his final season with the Crimson Tide
- Totaled 32 yards on four catches, including a game-tying seven-yard touchdown reception in the College Football Playoff National Championship game at Mercedes-Benz Stadium

## PERSONAL

- The Fort Lauderdale, Fla. native was the nation's top-ranked wide receiver coming out of high school by ESPN, 247Sports, and Rivals
- Was only able to play three games during his senior season due to age restrictions but hauled in 18 passes for 420 yards and four touchdowns in those three games
- Caught 41 passes for 1,131 yards and 12 touchdowns as a junior in 2013

## CALVIN RIDLEY'S NFL REGULAR SEASON RUSHING/RECEIVING STATISTICS

DATE	TEAM	GP	GS	RECEIVING					RUSHING				
				NO.	YDS.	AVG.	LG	TD	NO.	YDS.	AVG.	LG	TD
2018	Falcons	16	5	64	821	12.8	75t	10	6	27	4.5	9	0
2019	Falcons	13	10	63	866	13.7	36	7	2	34	17.0	19	0
2020	Falcons	15	15	90	1,374	15.3	63	9	5	1	0.2	8	0
2021	Falcons	5	5	31	281	9.1	22	2	0	0	0.0	0	0
2022	Falcons	0	0	0	0	0.0	0	0	0	0	0.0	0	0
2023	Jaguars	3	3	13	173	13.3	29	1	0	0	0.0	0	0
<b>NFL TOTALS</b>		<b>52</b>	<b>38</b>	<b>261</b>	<b>3,515</b>	<b>13.5</b>	<b>75T</b>	<b>29</b>	<b>13</b>	<b>62</b>	<b>4.8</b>	<b>19</b>	<b>0</b>



**CALVIN RIDLEY'S NFL REGULAR SEASON RETURN STATISTICS**

DATE	TEAM	KICKOFF RETURNS					PUNT RETURNS					
		RET.	YDS.	AVG.	LG	TD	NO.	FC	YDS.	AVG.	LG	TD
2018	Falcons	2	50	25.0	32	0	0	0	0	0.0	0	0
2019	Falcons	0	0	0.0	0	0	0	0	0	0.0	0	0
2020	Falcons	0	0	0.0	0	0	0	0	0	0.0	0	0
2021	Falcons	0	0	0.0	0	0	0	0	0	0.0	0	0
2022	Falcons	0	0	0.0	0	0	0	0	0	0.0	0	0
2023	Jaguars	0	0	0.0	0	0	0	0	0	0.0	0	0
<b>NFL TOTALS</b>		<b>2</b>	<b>50</b>	<b>25.0</b>	<b>32</b>	<b>0</b>	<b>0</b>	<b>0</b>	<b>0</b>	<b>0.0</b>	<b>0</b>	<b>0</b>

**SINGLE-GAME HIGHS: RUSHING/RECEIVING**

<b>Rush Attempts</b>	1 at Tampa Bay Buccaneers, Jan 03, 2021 1 at Kansas City Chiefs, Dec 27, 2020 ...11 more at 1.	<b>Receiving TDs</b>	3 vs. New Orleans Saints, Sep 23, 2018 2 at Dallas Cowboys, Sep 20, 2020 ...2 more at 2.
<b>Rushing Yards</b>	19 at New Orleans Saints, Nov 10, 2019 15 vs. Tampa Bay Buccaneers, Nov 24, 2019	<b>All-Purpose Yards</b>	163 vs. Tampa Bay Buccaneers, Dec 20, 2020 155 vs. New Orleans Saints, Sep 23, 2018
<b>Longest Runs</b>	19 at New Orleans Saints, Nov 10, 2019 15 vs. Tampa Bay Buccaneers, Nov 24, 2019	<b>Kickoff Returns</b>	2 vs. Carolina Panthers, Sep 16, 2018
<b>Receptions</b>	10 vs. Tampa Bay Buccaneers, Dec 20, 2020 9 vs. Seattle Seahawks, Sep 13, 2020	<b>Kickoff Return Yards</b>	50 vs. Carolina Panthers, Sep 16, 2018
<b>Receiving Yards</b>	163 vs. Tampa Bay Buccaneers, Dec 20, 2020 146 vs. New Orleans Saints, Sep 23, 2018	<b>Longest Kickoff Return</b>	32 vs. Carolina Panthers, Sep 16, 2018 18 vs. Carolina Panthers, Sep 16, 2018
<b>Receiving Average</b>	30.0 at Carolina Panthers, Dec 23, 2018 26.0 at Kansas City Chiefs, Dec 27, 2018	<b>Most TDs</b>	3 vs. New Orleans Saints, Sep 23, 2018 2 at Dallas Cowboys, Sep 20, 2020 ...2 more at 2.
<b>Longest Receptions</b>	75t at Carolina Panthers, Dec 23, 2018 75t vs. New Orleans Saints, Sep 23, 2018	<b>Miscellaneous Tackles</b>	1 at Miami Dolphins, Oct 24, 2021 1 at Tampa Bay Buccaneers, Jan 03, 2021 ...1 more at 1.

**100-YARD RECEIVING GAMES (12): REGULAR SEASON**

DATE	TEAM	NO.	YDS.	AVG.	LG	TD
09/23/18	SAINTS	7	146	20.9	75t	3
09/15/19	EAGLES	8	105	13.1	34t	1
11/17/19	at Panthers	8	143	17.9	36	1
09/13/20	SEAHAWKS	9	130	14.4	22	2
09/20/20	at Cowboys	7	109	15.6	25	2
09/27/20	BEARS	5	110	22.0	63	0
10/11/20	PANTHERS	8	136	17.0	26	0
12/06/20	SAINTS	5	108	21.6	31	0
12/13/20	at Chargers	8	124	15.5	39t	1
12/20/20	BUCCANEERS	10	163	16.3	33	1
12/27/20	at Chiefs	5	130	26.0	54	0
09/10/23	at Colts	8	101	12.6	29	1

**2023 GAME-BY-GAME REGULAR-SEASON STATISTICS (JAGUARS)**

DATE	OPPONENT	P/S	RECEIVING					RUSHING					W/L	SCORE	
			NO.	YDS.	AVG.	LG	TD	NO.	YDS.	AVG.	LG	TD			
09/10	at Colts	S	8	101	12.6	29	1	0	0	0.0	0	0	0	W	31-21
09/17	Chiefs	S	2	32	16.0	26	0	0	0	0.0	0	0	0	L	9-17
09/24	Texans	S	3	40	13.3	21	0	0	0	0.0	0	0	0	L	17-37
<b>2023 TOTALS</b>		<b>3-3</b>	<b>13</b>	<b>173</b>	<b>13.3</b>	<b>29</b>	<b>1</b>	<b>0</b>	<b>0</b>	<b>0.0</b>	<b>0</b>	<b>0</b>	<b>0</b>	<b>1-2</b>	



**2022 GAME-BY-GAME REGULAR-SEASON STATISTICS (FALCONS)**

DATE	OPPONENT	P/S	RECEIVING				RUSHING				W/L	SCORE	
			NO.	YDS.	AVG.	LG	TD	NO.	YDS.	AVG.			LG
09/11	Saints											L	26-27
09/18	at Rams											L	27-31
09/25	at Seahawks											W	27-23
10/02	Browns											W	23-20
10/09	at Buccaneers											L	15-21
10/16	49ers											W	28-14
10/23	at Bengals											L	17-35
10/30	Panthers											W	37-34+
11/06	Chargers											L	17-20
11/10	at Panthers											L	15-25
11/20	Bears											W	27-24
11/27	at Commanders											L	13-19
12/04	Steelers											L	16-19
12/18	at Saints											L	18-21
12/24	at Ravens											L	9-17
01/01	Cardinals											W	20-19
01/08	Buccaneers											W	30-17
<b>2022 TOTALS</b>		<b>0-0</b>	<b>0</b>	<b>0</b>	<b>0.0</b>	<b>0</b>	<b>0</b>	<b>0</b>	<b>0</b>	<b>0.0</b>	<b>0</b>	<b>0</b>	<b>7-10</b>

+ - Overtime





# ROY ROBERTSON-HARRIS | 95

POSITION: DEFENSIVE LINEMAN

HT: 6-5 | WT: 290 | DOB: 7-23-1993

COLLEGE: TEXAS-EL PASO

HOMETOWN: OAKLAND, CALIF.

ACQ: UFA (CHI)-'21

EXP: 7th YEAR

 @BigXander95

 @bigxander95

## KEY TRANSACTIONS

- Originally signed by Chicago as an undrafted free agent on 5/9/16
- Signed by Jacksonville as an unrestricted free agent on 3/17/21

## PRO

### 2023 (Jaguars)

- **9/24 vs. HOU:** Started on the defensive line and posted five total tackles (two solo)... Saw action on special teams
- **9/17 vs. K.C.:** Started on the defensive line and recorded two combined tackles and one quarterback hit... Saw action on special teams
- **9/10 at IND:** Started on the defensive line and saw action on special teams

### 2022 (Jaguars)

- Started all 17 regular season games and both postseason games... In the regular season he posted a career-high 45 tackles (28 solo), seven tackles for loss, four passes defensed, and 3.0 sacks... In the postseason he posted 14 tackles (seven solo), five tackles for loss, two passes defensed, and one sack
- **1/14 vs. LAC:** Started at defensive end and recorded seven tackles (five solo), 1.0 sack, and two passes defensed
- **12/22 at NYJ:** Started at defensive end and recorded two tackles (one solo), 1.0 sack, and one pass defensed
- **10/2 at PHI:** Started on the defensive line and recorded nine tackles (three solo)... His nine total tackles set a new career high

### 2021 (Jaguars)

- Played in 14 games and recorded a career-high 37 tackles and 3.0 sacks
- **12/19 vs. HOU:** Started along the defensive line and recorded five total tackles (two solo)
- **12/12 at TEN:** Started along the defensive line and posted four total tackles (three solo), including 1.0 sack and one QB hit
- **11/28 vs. ATL:** Started along the defensive line and posted two tackles and 1.0 sack, marking the first time in his career he has recorded at least 1.0 sack in back-to-back games
- **11/21 vs. S.F.:** Started along the defensive line and totaled three tackles, including 1.0 sack and two QB hits
- **9/12 at HOU:** Started at defensive end and recorded five total tackles (two solo) and one QB hit in Jaguars debut

### 2020 (Bears)

- Started the first four games along the defensive front
- **9/13 vs. DET:** Recorded two QBHs in the win over the Lions
- Was placed on Injured Reserve prior to Week 10

### 2019 (Bears)

- Appeared in 15 games with seven starts, recording 30 tackles, 2.5 sacks, three pass defenses and three tackles for loss
- **9/5 vs. GB:** Posted three tackles, 1.0 sack, two tackles for loss and three quarterback hits
- **9/29 vs. MIN:** Had three tackles, 1.5 sacks for minus-13 yards and two quarterback hits

### 2018 (Bears)

- Appeared in 16 games, recording 20 tackles, 3.0 sacks, two passes defensed
- **9/9 at GB:** Had 1.0 sack in the opener
- **1/6/19 vs. PHI:** Appeared as a reserve in Wild Card playoff game

### 2017 (Bears)

- Appeared in 13 games as a reserve, recording 12 tackles, 2.0 sacks, two tackles for loss, one pass defensed, one fumble recovery and one special teams tackle

## COLLEGE

- Tallied 138 career tackles, 25 tackles for loss, 10.5 sacks and nine pass breakups in four seasons at UTEP (2012-15)

## PERSONAL

- Attended South Grand Prairie High School
- Cousin, Carl Nicks, played for the New Orleans Saints and Tampa Bay Buccaneers and was a two-time Pro Bowler
- Multidisciplinary studies major at UTEP



**ROY ROBERTSON-HARRIS' NFL REGULAR SEASON DEFENSIVE STATISTICS**

DATE	TEAM	GP	TACKLES							INTERCEPTIONS							O. FUMB					ST				MISC	
			GS	TK	S	A	TFL	YDS	SK	YDS	QBH	NO	YDS	LG	TD	PD	FF	FR	TD	YDS	TK	S	A	FF	FR	S	A
2017	Bears	13	0	12	7	5	2	7	2.0	7.0	4	0	0	0	0	1	0	0	0	0	1	1	0	0	1	0	0
2018	Bears	16	0	22	10	12	3	22	3.0	25.0	11	0	0	0	2	0	0	0	0	0	0	0	0	0	0	0	
2019	Bears	15	7	30	22	8	3	21	2.5	23.5	10	0	0	0	3	0	0	0	0	0	0	0	0	0	0	0	
2020	Bears	8	6	10	7	3	1	5	0.0	0.0	5	0	0	0	0	0	0	0	0	0	0	0	0	0	0	0	
2021	Jaguars	14	13	37	21	16	4	23	3.0	23.0	9	0	0	0	2	0	0	0	0	0	0	0	0	0	0	0	
2022	Jaguars	17	17	45	28	17	7	33	3.0	21.0	12	0	0	0	4	0	0	0	0	0	0	0	0	0	0	0	
2023	Jaguars	3	3	11	5	6	0	0	0.0	0.0	1	0	0	0	0	0	0	0	0	0	0	0	0	0	0	0	
<b>NFL TOTALS</b>		<b>86</b>	<b>46</b>	<b>167</b>	<b>100</b>	<b>67</b>	<b>20</b>	<b>111</b>	<b>13.5</b>	<b>99.5</b>	<b>52</b>	<b>0</b>	<b>0</b>	<b>0</b>	<b>0</b>	<b>12</b>	<b>0</b>	<b>0</b>	<b>0</b>	<b>0</b>	<b>0</b>	<b>1</b>	<b>1</b>	<b>0</b>	<b>0</b>	<b>1</b>	<b>0</b>

**ROY ROBERTSON-HARRIS' NFL POSTSEASON DEFENSIVE STATISTICS**

DATE	TEAM	GP	TACKLES							INTERCEPTIONS							O. FUMB					ST				MISC	
			GS	TK	S	A	TFL	YDS	SK	YDS	QBH	NO	YDS	LG	TD	PD	FF	FR	TD	YDS	TK	S	A	FF	FR	S	A
2018	Bears	1	0	0	0	0	0	0	0.0	0.0	0	0	0	0	0	0	0	0	0	0	0	0	0	0	0	0	0
2020	Bears	0	0	0	0	0	0	0	0.0	0.0	0	0	0	0	0	0	0	0	0	0	0	0	0	0	0	0	0
2022	Jaguars	2	2	14	7	7	5	20	1.0	7.0	2	0	0	0	2	0	0	0	0	0	0	0	0	0	0	0	0
<b>NFL TOTALS</b>		<b>3</b>	<b>2</b>	<b>14</b>	<b>7</b>	<b>7</b>	<b>5</b>	<b>20</b>	<b>1.0</b>	<b>7.0</b>	<b>2</b>	<b>0</b>	<b>0</b>	<b>0</b>	<b>2</b>	<b>0</b>	<b>0</b>	<b>0</b>	<b>0</b>	<b>0</b>	<b>0</b>	<b>0</b>	<b>0</b>	<b>0</b>	<b>0</b>	<b>0</b>	<b>0</b>

**SINGLE-GAME HIGHS: DEFENSIVE**

<b>Total Tackles</b>	9 at Philadelphia Eagles, Oct 02, 2022 5 vs. Houston Texans, Sep 24, 2023 ...5 more at 5.	<b>Tackles For Loss</b>	2 vs. Indianapolis Colts, Sep 18, 2022 2 at Tennessee Titans, Dec 12, 2021 ...1 more at 2.
<b>Solo Tackles</b>	5 vs. Dallas Cowboys, Dec 18, 2022 4 at Tennessee Titans, Dec 12, 2021 ...2 more at 4.	<b>Special Teams Tackles</b>	1 at Baltimore Ravens, Oct 15, 2017
<b>Sacks</b>	1.5 vs. Minnesota Vikings, Sep 29, 2019 1.0 vs. Tennessee Titans, Jan 07, 2023 ...10 more at 1.0.	<b>Special Teams Fumble Recoveries</b>	1 vs. Atlanta Falcons, Sep 10, 2017
<b>Passes Defensed</b>	1 at New York Jets, Dec 22, 2022 1 at Tennessee Titans, Dec 11, 2022 ...10 more at 1.		

**SINGLE-GAME HIGHS - POSTSEASON: DEFENSIVE**

<b>Total Tackles</b>	7 at Kansas City Chiefs, Jan 21, 2023 7 vs. Los Angeles Chargers, Jan 14, 2023	<b>Passes Defensed</b>	2 vs. Los Angeles Chargers, Jan 14, 2023
<b>Solo Tackles</b>	5 vs. Los Angeles Chargers, Jan 14, 2023 2 at Kansas City Chiefs, Jan 21, 2023	<b>Tackles For Loss</b>	4 vs. Los Angeles Chargers, Jan 14, 2023 1 at Kansas City Chiefs, Jan 21, 2023
<b>Sacks</b>	1.0 vs. Los Angeles Chargers, Jan 14, 2023		

**2023 GAME-BY-GAME REGULAR-SEASON STATISTICS (JAGUARS)**

DATE	OPPONENT	P/S	TACKLES							INTERCEPTIONS							O. FUMB					ST				MISC		
			TK	S	A	SK	YDS	TFL	YDS	QBH	NO	YDS	LG	TD	PD	FF	FR	TD	YDS	TK	S	A	FF	FR	S	A	W/L	SCORE
09/10	at Colts	S	4	2	2	0.0	0.0	0	0	0	0	0	0	0	0	0	0	0	0	0	0	0	0	0	0	0	W	31-21
09/17	Chiefs	S	2	1	1	0.0	0.0	0	0	1	0	0	0	0	0	0	0	0	0	0	0	0	0	0	0	L	9-17	
09/24	Texans	S	5	2	3	0.0	0.0	0	0	0	0	0	0	0	0	0	0	0	0	0	0	0	0	0	0	L	17-37	
<b>2023 TOTALS</b>		<b>3-3</b>	<b>11</b>	<b>5</b>	<b>6</b>	<b>0.0</b>	<b>0.0</b>	<b>0</b>	<b>0</b>	<b>1</b>	<b>0</b>	<b>0</b>	<b>0</b>	<b>0</b>	<b>0</b>	<b>0</b>	<b>0</b>	<b>0</b>	<b>0</b>	<b>0</b>	<b>0</b>	<b>0</b>	<b>0</b>	<b>0</b>	<b>0</b>	<b>1-2</b>		



**2022 GAME-BY-GAME REGULAR-SEASON STATISTICS (JAGUARS)**

DATE	OPPONENT	P/S	TACKLES									INTERCEPTIONS					O. FUMB				ST				MISC			SCORE
			TK	S	A	SK	YDS	TFL	YDS	QBH	NO	YDS	LG	TD	PD	FF	FR	TD	YDS	TK	S	A	FF	FR	S	A	W/L	
09/11	at Commanders	S	3	1	2	0.0	0.0	0	0	0	0	0	0	0	0	0	0	0	0	0	0	0	0	0	0	0	L	22-28
09/18	Colts	S	3	3	0	1.0	8.0	2	12	2	0	0	0	0	0	0	0	0	0	0	0	0	0	0	0	W	24-0	
09/25	at Chargers	S	1	1	0	0.0	0.0	0	0	0	0	0	0	0	0	0	0	0	0	0	0	0	0	0	0	W	38-10	
10/02	at Eagles	S	9	3	6	0.0	0.0	1	1	0	0	0	0	0	0	0	0	0	0	0	0	0	0	0	0	L	21-29	
10/09	Texans	S	1	1	0	0.0	0.0	0	0	0	0	0	0	0	0	0	0	0	0	0	0	0	0	0	0	L	6-13	
10/16	at Colts	S	2	0	2	0.0	0.0	0	0	1	0	0	0	0	1	0	0	0	0	0	0	0	0	0	0	L	27-34	
10/23	Giants	S	2	2	0	0.0	0.0	1	4	1	0	0	0	0	0	0	0	0	0	0	0	0	0	0	0	L	17-23	
10/30	Broncos	S	4	3	1	0.0	0.0	0	0	0	0	0	0	0	0	0	0	0	0	0	0	0	0	0	0	L	17-21	
11/06	Raiders	S	2	2	0	0.0	0.0	1	3	0	0	0	0	0	0	0	0	0	0	0	0	0	0	0	0	W	27-20	
11/13	at Chiefs	S	2	2	0	0.0	0.0	0	0	1	0	0	0	0	0	0	0	0	0	0	0	0	0	0	0	L	17-27	
11/27	Ravens	S	1	0	1	0.0	0.0	0	0	0	0	0	0	0	0	0	0	0	0	0	0	0	0	0	0	W	28-27	
12/04	at Lions	S	1	0	1	0.0	0.0	0	0	0	0	0	0	0	0	0	0	0	0	0	0	0	0	0	0	L	14-40	
12/11	at Titans	S	3	1	2	0.0	0.0	0	0	0	0	0	0	0	1	0	0	0	0	0	0	0	0	0	0	W	36-22	
12/18	Cowboys	S	5	5	0	0.0	0.0	0	0	1	0	0	0	0	0	0	0	0	0	0	0	0	0	0	0	W	40-34+	
12/22	at Jets	S	2	1	1	1.0	8.0	1	8	2	0	0	0	0	1	0	0	0	0	0	0	0	0	0	0	W	19-3	
01/01	at Texans	S	2	1	1	0.0	0.0	0	0	2	0	0	0	0	0	0	0	0	0	0	0	0	0	0	0	W	31-3	
01/07	Titans	S	2	2	0	1.0	5.0	1	5	2	0	0	0	0	0	0	0	0	0	0	0	0	0	0	0	W	20-16	
<b>2022 TOTALS</b>		<b>17-17</b>	<b>45</b>	<b>28</b>	<b>17</b>	<b>3.0</b>	<b>21.0</b>	<b>7</b>	<b>33</b>	<b>12</b>	<b>0</b>	<b>0</b>	<b>0</b>	<b>0</b>	<b>4</b>	<b>0</b>	<b>0</b>	<b>0</b>	<b>0</b>	<b>0</b>	<b>0</b>	<b>0</b>	<b>0</b>	<b>0</b>	<b>0</b>	<b>9-8</b>		

+ - Overtime

**2022 GAME-BY-GAME POSTSEASON STATISTICS (JAGUARS)**

DATE	OPPONENT	P/S	TACKLES									INTERCEPTIONS					O. FUMB				ST				MISC			SCORE
			TK	S	A	SK	YDS	TFL	YDS	QBH	NO	YDS	LG	TD	PD	FF	FR	TD	YDS	TK	S	A	FF	FR	S	A	W/L	
01/14	Chargers	S	7	5	2	1.0	7.0	4	18	2	0	0	0	0	2	0	0	0	0	0	0	0	0	0	0	W	31-30	
01/21	at Chiefs	S	7	2	5	0.0	0.0	1	2	0	0	0	0	0	0	0	0	0	0	0	0	0	0	0	0	L	20-27	
<b>2022 TOTALS</b>		<b>2-2</b>	<b>14</b>	<b>7</b>	<b>7</b>	<b>1.0</b>	<b>7.0</b>	<b>5</b>	<b>20</b>	<b>2</b>	<b>0</b>	<b>0</b>	<b>0</b>	<b>0</b>	<b>2</b>	<b>0</b>	<b>0</b>	<b>0</b>	<b>0</b>	<b>0</b>	<b>0</b>	<b>0</b>	<b>0</b>	<b>0</b>	<b>0</b>	<b>1-1</b>		







# BRANDON SCHERFF | 68

POSITION: OFFENSIVE LINEMAN


HT: 6-5 | WT: 315 | DOB: 12-26-1991

COLLEGE: IOWA

HOMETOWN: DENISON, IOWA

ACQ: UFA (WAS)-'22

EXP: 9th YEAR



## KEY TRANSACTIONS

- Originally drafted by Washington in the first round (5th overall) in the 2015 draft
- Signed by Jacksonville as an unrestricted free agent on 3/16/22

## PRO

### 2023 (Jaguars)

- **9/24 vs. HOU:** Started at right guard and played all 73 offensive snaps
- **9/17 vs. K.C.:** Started at right guard and played all 67 offensive snaps
- **9/10 at IND:** Started at right guard... Left game in the second half with an ankle injury

### 2022 (Jaguars)

- Voted a captain for the 2022 season
- Started all 17 regular season games and both postseason games
- **1/14 vs. LAC:** Started at right guard and played all 74 offensive snaps
- **10/9 vs. HOU:** Started at right guard and played all 75 offensive snaps
- **9/25 at LAC:** Started at right guard and played 75 offensive snaps

### 2021 (Washington)

- Started in 11 games and only allowed 2.0 sacks
- Finished the 2021-22 season as the fourth-highest ranked guard according to PFF... He registered a 86.3 overall grade

### 2020 (Washington)

- Played and started in all 13 games he appeared in
- Named first-team All-Pro becoming the first Washington player to be named first-team All-Pro since punter Matt Turk in 1996
- Ranked 98th on the NFL Top 100 Players of 2021 list

### 2019 (Washington)

- Played and started in 11 games... Placed on injured reserve on [12/17].... Only gave up one and half sacks

### 2018 (Washington)

- Started in all eight games in which he appeared, allowing only one sack on the season

### 2017 (Washington)

- Started all 14 games in which he appeared, earning his second Pro Bowl selection

### 2016 (Washington)

- Earned first career Pro Bowl selection
- Started all 16 games at right guard, joining Chris Samuels (2000-01) and Jon Jansen (1999-2000) as the only Washington offensive linemen to open their careers by starting 16 games in each of their first two NFL seasons

### 2015 (Washington)

- Started all 16 regular season games and one postseason game played by the organization, earning PFWA All-Rookie honors
- Missed only one offensive snap on the year, exiting the field momentarily after losing his shoe... Became only the third rookie offensive lineman to start 16 games for Washington (Jon Jansen in 1999 and Chris Samuels in 2000)

## COLLEGE

- Played collegiately at Iowa from 2011-14, appearing in 43 games with 36 starts... In 2014, won the Outland Trophy, which is awarded annually to the nation's most outstanding interior lineman
- Started all 26 games over final two seasons at left tackle and had 36 career starts
- One of five seniors named to 2014 Leadership Group

## PERSONAL

- Played for Jaguars Offensive Line Coach Phil Rauscher in Washington from 2018-19... Rauscher was the assistant offensive line coach for Washington in 2018 and promoted to offensive line coach in 2019
- Played with Jaguars QB C.J. Beathard in college
- Attended Denison (Iowa) High School, where he was a five sport athlete, competing in football, basketball, baseball, tennis and track and field
- Has a wife, Jenni, and a 5-year old son, Easton and a daughter, Baylor
- Has two German shorthaired pointers dogs, Trigger and Rusty... Both also serve as hunting dogs
- Avid fisherman and hunter... Hunted in South Dakota in the 2021 offseason and has also went ice fishing
- Spends his offseason back home in Iowa



**BRANDON SCHERFF'S NFL REGULAR SEASON STATISTICS**

DATE	TEAM	GP	GS
2015	Redskins	16	16
2016	Redskins	16	16
2017	Redskins	14	14
2018	Redskins	8	8
2019	Redskins	11	11
2020	Football Team	13	13
2021	Football Team	11	11
2022	Jaguars	17	17
2023	Jaguars	3	3
<b>NFL TOTALS</b>		<b>109</b>	<b>109</b>

**BRANDON SCHERFF'S NFL POSTSEASON STATISTICS**

DATE	TEAM	GP	GS
2015	Redskins	1	1
2020	Football Team	1	1
2022	Jaguars	2	2
<b>NFL TOTALS</b>		<b>4</b>	<b>4</b>

**2023 GAME-BY-GAME REGULAR-SEASON STATISTICS (JAGUARS)**

DATE	OPPONENT	P/S	W/L	SCORE
09/10	at Colts	S	W	31-21
09/17	Chiefs	S	L	9-17
09/24	Texans	S	L	17-37
<b>2023 TOTALS</b>			<b>1-2</b>	

**2022 GAME-BY-GAME REGULAR-SEASON STATISTICS (JAGUARS)**

DATE	OPPONENT	P/S	W/L	SCORE
09/11	at Commanders	S	L	22-28
09/18	Colts	S	W	24-0
09/25	at Chargers	S	W	38-10
10/02	at Eagles	S	L	21-29
10/09	Texans	S	L	6-13
10/16	at Colts	S	L	27-34
10/23	Giants	S	L	17-23
10/30	Broncos	S	L	17-21
11/06	Raiders	S	W	27-20
11/13	at Chiefs	S	L	17-27
11/27	Ravens	S	W	28-27
12/04	at Lions	S	L	14-40
12/11	at Titans	S	W	36-22
12/18	Cowboys	S	W	40-34+
12/22	at Jets	S	W	19-3
01/01	at Texans	S	W	31-3
01/07	Titans	S	W	20-16
<b>2022 TOTALS</b>			<b>9-8</b>	

+- Overtime

**2022 GAME-BY-GAME POSTSEASON STATISTICS (JAGUARS)**

DATE	OPPONENT	P/S	W/L	SCORE
01/14	Chargers	S	W	31-30
01/21	at Chiefs	S	L	20-27
<b>2022 TOTALS</b>			<b>1-1</b>	





# TYLER SHATLEY | 69

POSITION: OFFENSIVE LINEMAN

HT: 6-3 | WT: 305 | DOB: 5-5-1991

COLLEGE: CLEMSON

HOMETOWN: ICARD, N.C.

ACQ: FA-'14

EXP: 10th YEAR

 @tyler\_shatley

 @tyler.shatley

## KEY TRANSACTIONS

- Originally signed by Jacksonville as an undrafted rookie on 5/12/14
- Re-signed with Jacksonville on 3/29/19

## PRO

### 2023 (Jaguars)

- **9/24 vs. HOU:** Saw action on special teams
- **9/17 vs. K.C.:** Saw action on special teams
- **9/10 at IND:** Saw action on the offensive line and on special teams

### 2022 (Jaguars)

- Saw action in 17 regular season games with 12 starts and started both postseason games
- **1/14 vs. LAC:** Started at left guard and played all 74 offensive snaps and three special teams snaps
- **12/18 vs. DAL:** Started at left guard and played all 70 offensive snaps and six special teams snaps... Surpassed DT John Henderson for sole possession of 10th place in franchise history in games played (125)
- **12/11 at TEN:** Started at left guard and played all 72 offensive snaps and six special teams snaps... Tied DT John Henderson for 10th all time in franchise history in games played (124)
- **10/30 vs. DEN:** Started at left guard and played all 72 offensive snaps and three special teams snaps... Recorded one fumble recovery

### 2021 (Jaguars)

- Appeared in 17 games and made eight starts
- **1/9 vs. IND:** Started at center and played all 68 offensive snaps
- **11/14 at IND:** Started at center and played all 66 offensive snaps
- **11/7 vs. BUF:** Started at center and played all 61 offensive snaps
- **10/31 at SEA:** Started at center and played all 76 offensive snaps
- **10/17 vs. MIA:** Started at center and played all 66 offensive snaps

### 2020 (Jaguars)

- Appeared in all 16 games, making 10 starts along the offensive line... Part of an offensive line that helped rookie RB James Robinson tally the most scrimmage yards (1,414) and the second-most rushing yards (1,070), by an undrafted rookie in NFL history
- **9/20 at TEN:** Saw action at center, replacing OL Brandon Linder after he left the game with a knee injury in the third quarter, and on special teams... Helped the team rush for 165 yards

### 2019 (Jaguars)

- Appeared in all 16 games, primarily assisting on special teams

### 2018 (Jaguars)

- Stepped in as the starting center after OL Brandon Linder was placed on injured reserve prior to Week 11

### 2017 (Jaguars)

- Part of an offensive line that helped the team lead the league in rushing for the first time in franchise history and allowed a franchise-low 24 sacks
- **11/5 vs. CIN:** Started at center and helped the team rush for 149 yards... Part of a unit that did not allow a sack for the third time this season

### 2016 (Jaguars)

- Made two starts at center and two at left guard while seeing action in all 16 games

### 2015 (Jaguars)

- Saw action in 13 games, primarily on special teams

### 2014 (Jaguars)

- Earned spot on opening day roster after joining club as a rookie free agent... Was inactive for 15 games

## COLLEGE

- Began his career as a fullback for the Tigers, before moving to the defensive line in 2010 and the offensive line in the spring of 2012
- Played in 51 games with 27 starts
- Started 25 games on offense over his final two seasons and registered 60 knockdowns on 1,776 snaps
- As a senior in 2013, was a team captain and earned Third-Team All-ACC honors
- As a junior in 2013, named a Strength & Conditioning All-American by the NSCA
- Graduated with a degree in civil engineering



## PERSONAL

- Attended East Burke (Icard, N.C.) High School where he was the No. 3 rated fullback in the nation by Tom Lemming
- Did not play on the offensive line in high school
- As a fullback, had 2,000 rushing yards and 31 TDs in his junior and senior seasons
- Also served as the team's punter and averaged 40.7 yards per punt
- Full name is Christian Tyler Shatley
- He and his wife, Natalie, have two sons, Boone and Deacon, and a daughter, Sutton
- Is an avid fisherman

### TYLER SHATLEY'S NFL REGULAR SEASON STATISTICS

DATE	TEAM	GP	GS
2014	Jaguars	1	0
2015	Jaguars	13	0
2016	Jaguars	16	4
2017	Jaguars	16	4
2018	Jaguars	16	7
2019	Jaguars	16	0
2020	Jaguars	16	10
2021	Jaguars	17	8
2022	Jaguars	17	12
2023	Jaguars	3	0
<b>NFL TOTALS</b>		<b>131</b>	<b>45</b>

### TYLER SHATLEY'S NFL POSTSEASON STATISTICS

DATE	TEAM	GP	GS
2017	Jaguars	3	0
2022	Jaguars	2	2
<b>NFL TOTALS</b>		<b>5</b>	<b>2</b>

### 2023 GAME-BY-GAME REGULAR-SEASON STATISTICS (JAGUARS)

DATE	OPPONENT	P/S	W/L	SCORE
09/10	at Colts	P	W	31-21
09/17	Chiefs	P	L	9-17
09/24	Texans	P	L	17-37
<b>2023 TOTALS</b>			<b>1-2</b>	

### 2022 GAME-BY-GAME REGULAR-SEASON STATISTICS (JAGUARS)

DATE	OPPONENT	P/S	W/L	SCORE
09/11	at Commanders	P	L	22-28
09/18	Colts	P	W	24-0
09/25	at Chargers	P	W	38-10
10/02	at Eagles	P	L	21-29
10/09	Texans	P	L	6-13
10/16	at Colts	S	L	27-34
10/23	Giants	S	L	17-23
10/30	Broncos	S	L	17-21
11/06	Raiders	S	W	27-20
11/13	at Chiefs	S	L	17-27
11/27	Ravens	S	W	28-27
12/04	at Lions	S	L	14-40
12/11	at Titans	S	W	36-22
12/18	Cowboys	S	W	40-34+
12/22	at Jets	S	W	19-3
01/01	at Texans	S	W	31-3
01/07	Titans	S	W	20-16
<b>2022 TOTALS</b>			<b>9-8</b>	

+ - Overtime

### 2022 GAME-BY-GAME POSTSEASON STATISTICS (JAGUARS)

DATE	OPPONENT	P/S	W/L	SCORE
01/14	Chargers	S	W	31-30
01/21	at Chiefs	S	L	20-27
<b>2022 TOTALS</b>			<b>1-1</b>	





# BRENTON STRANGE | 85

**POSITION:** TIGHT END  
**HT:** 6-4 | **WT:** 253 | **DOB:** 12-27-2000  
**COLLEGE:** PENN STATE  
**HOMETOWN:** PARKERSBURG, W. VA.  
**ACQ:** D2-'23  
**EXP:** R

BrentonStrange  
 brentonstrange\_

## KEY TRANSACTIONS

- Originally drafted by Jacksonville in the second round (61st overall) in the 2023 NFL Draft

## PRO

### 2023 (Jaguars)

- 9/24 vs. HOU:** Recorded two receptions for seven yards... Saw action on special teams
- 9/17 vs. K.C.:** Saw action at tight end and on special teams
- 9/10 at IND:** Saw action at tight end and on special teams in NFL debut

## COLLEGE

- Appeared in 37 games while at Penn State, making 31 starts
- Caught 70 passes for 755 yards, scoring 11 touchdowns
- In 2022, caught a career-high six passes for 80 yards at Auburn on 9/17
- Was named to the 2022 Mackey Award watch list
- In his sophomore season, was named All-Big Ten honorable mention
- Redshirted his freshman year and played the next three seasons

## PERSONAL

- Majored in Recreation, Park and Tourism Management

### BRENTON STRANGE'S NFL REGULAR SEASON RUSHING/RECEIVING STATISTICS

DATE	TEAM	GP	GS	RECEIVING					RUSHING				
				NO.	YDS.	AVG.	LG	TD	NO.	YDS.	AVG.	LG	TD
2023	Jaguars	3	0	2	7	3.5	4	0	0	0	0.0	0	0
<b>NFL TOTALS</b>		<b>3</b>	<b>0</b>	<b>2</b>	<b>7</b>	<b>3.5</b>	<b>4</b>	<b>0</b>	<b>0</b>	<b>0</b>	<b>0.0</b>	<b>0</b>	<b>0</b>

### BRENTON STRANGE'S NFL REGULAR SEASON RETURN STATISTICS

DATE	TEAM	KICKOFF RETURNS					PUNT RETURNS					
		RET.	YDS.	AVG.	LG	TD	NO.	FC	YDS.	AVG.	LG	TD
2023	Jaguars	0	0	0.0	0	0	0	0	0	0.0	0	0
<b>NFL TOTALS</b>		<b>0</b>	<b>0</b>	<b>0.0</b>	<b>0</b>	<b>0</b>	<b>0</b>	<b>0</b>	<b>0</b>	<b>0.0</b>	<b>0</b>	<b>0</b>

### SINGLE-GAME HIGHS: RECEIVING

<b>Receptions</b>	2 vs. Houston Texans, Sep 24, 2023	<b>Longest Receptions</b>	4 vs. Houston Texans, Sep 24, 2023
<b>Receiving Yards</b>	7 vs. Houston Texans, Sep 24, 2023	<b>All-Purpose Yards</b>	7 vs. Houston Texans, Sep 24, 2023

### 2023 GAME-BY-GAME REGULAR-SEASON STATISTICS (JAGUARS)

DATE	OPPONENT	P/S	RECEIVING					RUSHING					W/L	SCORE	
			NO.	YDS.	AVG.	LG	TD	NO.	YDS.	AVG.	LG	TD			
09/10	at Colts	P	0	0	0.0	0	0	0	0	0.0	0	0	0	W	31-21
09/17	Chiefs	P	0	0	0.0	0	0	0	0	0.0	0	0	0	L	9-17
09/24	Texans	P	2	7	3.5	4	0	0	0	0.0	0	0	0	L	17-37
<b>2023 TOTALS</b>		<b>3-0</b>	<b>2</b>	<b>7</b>	<b>3.5</b>	<b>4</b>	<b>0</b>	<b>0</b>	<b>0</b>	<b>0.0</b>	<b>0</b>	<b>0</b>	<b>0</b>	<b>1-2</b>	





# DANIEL THOMAS | 20

**POSITION:** SAFETY  
**HT:** 5-10 | **WT:** 215 | **DOB:** 7-1-1998  
**COLLEGE:** AUBURN  
**HOMETOWN:** MONTGOMERY, ALA.  
**ACQ:** D5A-'20  
**EXP:** 4th YEAR

@gamechanger021  
 @daniel\_\_dt21

## KEY TRANSACTIONS

- Originally drafted by Jacksonville in the fifth round (157th overall) of the 2020 draft

## PRO

### 2023 (Jaguars)

- 9/24 vs. HOU:** Saw action on special teams and posted one tackle
- 9/17 vs. K.C.:** Saw action at safety and on special teams... Recorded one tackle on special teams
- 9/10 at IND:** Saw action on special teams posting one tackle and downed one punt at the 6-yard-line

### 2022 (Jaguars)

- Saw action in 15 regular season games and both postseason games... In the regular season he posted three tackles (two solo) on defense and five tackles (three solo) on special teams
- 12/11 at TEN:** Saw action on defense and special teams and recorded three tackles (two solo)
- 10/30 vs. DEN:** Saw action on 20 special teams snaps and recorded one special teams tackle

### 2021 (Jaguars)

- Appeared in 16 games and posted 24 tackles
- 1/9 vs. IND:** Started at safety and recorded four total tackles
- 1/2 at N.E.:** Started at safety and posted eight total tackles (five solo)
- 12/26 at NYJ:** Saw action on defense and special teams and recorded six total tackles (three solo)
- 9/19 vs. DEN:** Saw action in 15 special teams snaps

### 2020 (Jaguars)

- Appeared in nine games, making one start, before being placed on the reserve/injured list on Nov. 24 with an arm injury... Season totals include 15 tackles (13 solo), three special teams tackles, two passes defended and one INT... Also blocked a punt and returned it for a TD in Week 7 vs. LAC, becoming the first Jaguars player to score on a blocked punt since CB Mike Harris in 2012
- 9/13 vs. IND:** Saw action on special teams in his NFL debut and made one special teams tackle
- 10/25 at LAC:** Saw action at safety, posting one tackle, and on special teams, blocking a punt and returning it 16 yards for a third-quarter TD
- 11/22 vs. PIT:** Made his second consecutive start, recording his first career interception off a pass from QB Ben Roethlisberger before exiting the game early with an arm injury

## COLLEGE

- Played 51 games at Auburn during his four-year career, amassing 199 tackles (124 solo), 13 passes defended, 9.0 tackles for loss, five INTs, three forced fumbles and two fumble recoveries
- Two-year starter at safety who was also a team captain during his senior campaign in 2019

## PERSONAL

- Attended Robert E. Lee (Alabama) High School, where he recorded 87 tackles, seven INTs, five tackles for loss, three punt return TDs and two INT returns for a TD
- Also played basketball, track and tennis
- Son of Regina and Stanley Thomas
- Has three brothers: Davy, Mario and Joshua
- Received the 2019 Hard-Fighting Soldier Award for his leadership in Fellowship of Christian Athletes amid adversity

## DANIEL THOMAS' NFL REGULAR SEASON DEFENSIVE STATISTICS

DATE	TEAM	GP	TACKLES								INTERCEPTIONS						O. FUMB				ST				MISC			
			GS	TK	S	A	TFL	YDS	SK	YDS	QBH	NO	YDS	LG	TD	PD	FF	FR	TD	YDS	TK	S	A	FF	FR	S	A	
2020	Jaguars	10	2	15	13	2	0	0	0.0	0.0	0	1	53	53	0	2	0	0	0	0	3	3	0	0	0	0	0	
2021	Jaguars	16	2	24	16	8	0	0	0.0	0.0	0	0	0	0	0	0	0	0	0	0	3	1	2	0	0	0		
2022	Jaguars	15	0	3	2	1	0	0	0.0	0.0	0	0	0	0	0	0	0	0	0	0	5	3	2	0	0	0		
2023	Jaguars	3	0	0	0	0	0	0	0.0	0.0	0	0	0	0	0	0	0	0	0	0	3	3	0	0	0	0		
<b>NFL TOTALS</b>		<b>44</b>	<b>4</b>	<b>42</b>	<b>31</b>	<b>11</b>	<b>0</b>	<b>0</b>	<b>0.0</b>	<b>0.0</b>	<b>0</b>	<b>1</b>	<b>53</b>	<b>53</b>	<b>0</b>	<b>2</b>	<b>0</b>	<b>0</b>	<b>0</b>	<b>0</b>	<b>14</b>	<b>10</b>	<b>4</b>	<b>0</b>	<b>0</b>	<b>0</b>		

## DANIEL THOMAS' NFL POSTSEASON DEFENSIVE STATISTICS

DATE	TEAM	GP	TACKLES								INTERCEPTIONS						O. FUMB				ST				MISC			
			GS	TK	S	A	TFL	YDS	SK	YDS	QBH	NO	YDS	LG	TD	PD	FF	FR	TD	YDS	TK	S	A	FF	FR	S	A	
2022	Jaguars	2	0	0	0	0	0	0	0.0	0.0	0	0	0	0	0	0	0	0	0	0	1	0	1	0	0	0	0	
<b>NFL TOTALS</b>		<b>2</b>	<b>0</b>	<b>0</b>	<b>0</b>	<b>0</b>	<b>0</b>	<b>0</b>	<b>0.0</b>	<b>0.0</b>	<b>0</b>	<b>0</b>	<b>0</b>	<b>0</b>	<b>0</b>	<b>0</b>	<b>0</b>	<b>0</b>	<b>0</b>	<b>0</b>	<b>1</b>	<b>0</b>	<b>1</b>	<b>0</b>	<b>0</b>	<b>0</b>		



SINGLE-GAME HIGHS: DEFENSIVE

**Total Tackles** 8 at New England Patriots, Jan 02, 2022  
7 at Green Bay Packers, Nov 15, 2020  
...1 more at 7.  
**Solo Tackles** 7 at Houston Texans, Oct 11, 2020  
5 at New England Patriots, Jan 02, 2022  
...1 more at 5.  
**Passes Defensed** 2 vs. Pittsburgh Steelers, Nov 22, 2020

**Interceptions** 1 vs. Pittsburgh Steelers, Nov 22, 2020  
**Interception Return Yards** 53 vs. Pittsburgh Steelers, Nov 22, 2020  
**Special Teams Tackles** 2 at Cincinnati Bengals, Sep 30, 2021  
1 vs. Houston Texans, Sep 24, 2023  
...11 more at 1.

2023 GAME-BY-GAME REGULAR-SEASON STATISTICS (JAGUARS)

DATE	OPPONENT	P/S	TACKLES							INTERCEPTIONS					O. FUMB				ST				MISC		W/L	SCORE		
			TK	S	A	SK	YDS	TFL	YDS	QBH	NO	YDS	LG	TD	PD	FF	FR	TD	YDS	TK	S	A	FF	FR			S	A
09/10	at Colts	P	0	0	0	0.0	0.0	0	0	0	0	0	0	0	0	0	0	0	0	0	0	0	0	0	0	0	W	31-21
09/17	Chiefs	P	0	0	0	0.0	0.0	0	0	0	0	0	0	0	0	0	0	0	0	0	0	0	0	0	0	L	9-17	
09/24	Texans	P	0	0	0	0.0	0.0	0	0	0	0	0	0	0	0	0	0	0	0	0	0	0	0	0	0	L	17-37	
<b>2023 TOTALS</b>		<b>3-0</b>	<b>0</b>	<b>0</b>	<b>0</b>	<b>0.0</b>	<b>0.0</b>	<b>0</b>	<b>0</b>	<b>0</b>	<b>0</b>	<b>0</b>	<b>0</b>	<b>0</b>	<b>0</b>	<b>0</b>	<b>0</b>	<b>0</b>	<b>0</b>	<b>0</b>	<b>0</b>	<b>0</b>	<b>0</b>	<b>0</b>	<b>0</b>	<b>1-2</b>		

2022 GAME-BY-GAME REGULAR-SEASON STATISTICS (JAGUARS)

DATE	OPPONENT	P/S	TACKLES							INTERCEPTIONS					O. FUMB				ST				MISC		W/L	SCORE	
			TK	S	A	SK	YDS	TFL	YDS	QBH	NO	YDS	LG	TD	PD	FF	FR	TD	YDS	TK	S	A	FF	FR			S
09/11	at Commanders		INACTIVE																					L	22-28		
09/18	Colts		INACTIVE																					W	24-0		
09/25	at Chargers	P	0	0	0	0.0	0.0	0	0	0	0	0	0	0	0	0	0	0	0	0	0	0	0	0	0	W	38-10
10/02	at Eagles	P	0	0	0	0.0	0.0	0	0	0	0	0	0	0	0	0	0	0	0	0	0	0	0	0	0	L	21-29
10/09	Texans	P	0	0	0	0.0	0.0	0	0	0	0	0	0	0	0	0	0	0	0	0	0	0	0	0	0	L	6-13
10/16	at Colts	P	0	0	0	0.0	0.0	0	0	0	0	0	0	0	0	0	0	0	0	0	0	0	0	0	0	L	27-34
10/23	Giants	P	0	0	0	0.0	0.0	0	0	0	0	0	0	0	0	0	0	0	0	0	0	0	0	0	0	L	17-23
10/30	Broncos	P	0	0	0	0.0	0.0	0	0	0	0	0	0	0	0	0	0	0	0	0	0	0	0	0	0	L	17-21
11/06	Raiders	P	0	0	0	0.0	0.0	0	0	0	0	0	0	0	0	0	0	0	0	0	0	0	0	0	0	W	27-20
11/13	at Chiefs	P	0	0	0	0.0	0.0	0	0	0	0	0	0	0	0	0	0	0	0	0	0	0	0	0	0	L	17-27
11/27	Ravens	P	0	0	0	0.0	0.0	0	0	0	0	0	0	0	0	0	0	0	0	0	0	0	0	0	0	W	28-27
12/04	at Lions	P	0	0	0	0.0	0.0	0	0	0	0	0	0	0	0	0	0	0	0	0	0	0	0	0	0	L	14-40
12/11	at Titans	P	3	2	1	0.0	0.0	0	0	0	0	0	0	0	0	0	0	0	0	0	0	0	0	0	0	W	36-22
12/18	Cowboys	P	0	0	0	0.0	0.0	0	0	0	0	0	0	0	0	0	0	0	0	0	0	0	0	0	0	W	40-34+
12/22	at Jets	P	0	0	0	0.0	0.0	0	0	0	0	0	0	0	0	0	0	0	0	0	0	0	0	0	0	W	19-3
01/01	at Texans	P	0	0	0	0.0	0.0	0	0	0	0	0	0	0	0	0	0	0	0	0	0	0	0	0	0	W	31-3
01/07	Titans	P	0	0	0	0.0	0.0	0	0	0	0	0	0	0	0	0	0	0	0	0	0	0	0	0	0	W	20-16
<b>2022 TOTALS</b>		<b>15-0</b>	<b>3</b>	<b>2</b>	<b>1</b>	<b>0.0</b>	<b>0.0</b>	<b>0</b>	<b>0</b>	<b>0</b>	<b>0</b>	<b>0</b>	<b>0</b>	<b>0</b>	<b>0</b>	<b>0</b>	<b>0</b>	<b>0</b>	<b>0</b>	<b>0</b>	<b>0</b>	<b>0</b>	<b>0</b>	<b>0</b>	<b>9-8</b>		

+ - Overtime

2022 GAME-BY-GAME POSTSEASON STATISTICS (JAGUARS)

DATE	OPPONENT	P/S	TACKLES							INTERCEPTIONS					O. FUMB				ST				MISC		W/L	SCORE	
			TK	S	A	SK	YDS	TFL	YDS	QBH	NO	YDS	LG	TD	PD	FF	FR	TD	YDS	TK	S	A	FF	FR			S
01/14	Chargers	P	0	0	0	0.0	0.0	0	0	0	0	0	0	0	0	0	0	0	0	0	0	0	0	0	0	W	31-30
01/21	at Chiefs	P	0	0	0	0.0	0.0	0	0	0	0	0	0	0	0	0	0	0	0	0	0	0	0	0	0	L	20-27
<b>2022 TOTALS</b>		<b>2-0</b>	<b>0</b>	<b>0</b>	<b>0</b>	<b>0.0</b>	<b>0.0</b>	<b>0</b>	<b>0</b>	<b>0</b>	<b>0</b>	<b>0</b>	<b>0</b>	<b>0</b>	<b>0</b>	<b>0</b>	<b>0</b>	<b>0</b>	<b>0</b>	<b>0</b>	<b>0</b>	<b>0</b>	<b>0</b>	<b>0</b>	<b>1-1</b>		





# COLE VAN LANEN | 70

**POSITION:** OFFENSIVE LINEMAN  
**HT:** 6-5 | **WT:** 312 | **DOB:** 4-23-1998  
**COLLEGE:** WISCONSIN  
**HOMETOWN:** GREEN BAY, WIS.  
**ACQ:** T (G.B.)-'22  
**EXP:** 3rd YEAR

[colevanlanen5](#)  
[cole\\_vanlanen](#)

## KEY TRANSACTIONS

- Originally selected by Green Bay in the sixth round (214th overall) of the 2021 Draft
- Traded to Jacksonville on 8/23/2022

## PRO

### 2023 (Jaguars)

- 9/24 vs. HOU:** Replaced Anton Harrison on the offensive line after he left the game with an ankle injury... Also saw action on special teams
- 9/17 vs. K.C.:** Saw action on special teams
- 9/10 at IND:** Saw action on special teams

### 2022 (Jaguars)

- Saw action in 16 regular season games and both postseason games
- 1/1 at HOU:** Saw action on offense and special teams
- 12/22 at NYJ:** Saw action on offense and special teams

### 2021 (Jaguars)

- Spent majority of the season on the practice squad... Appeared in one game

## COLLEGE

- Played in 45 games with 19 starts at left tackle in his four seasons with the Badgers, with 18 of those starts coming over his final two seasons
- Earned first-team All-Big Ten honors as a senior in 2020.
- Helped the Badgers rank in the top 15 in the country in rushing in both 2018 (273.4 ypg, No. 6) and 2019 (233.1 ypg, No. 15) as RB Jonathan Taylor posted back-to-back 2,000-yard rushing seasons.
- Received second-team All-Big Ten recognition from the coaches and media as a junior in 2019

## PERSONAL

- Swept discus and shot put titles at 2015 Wisconsin Division 1 state meet as a junior
- Invited to 2016 U.S. Army All-American Bowl
- Earned his degree in personal finance
- Father, Thomas, won the Wisconsin Division 2 state titles in discus and shot put for West De Pere (Wis.) High School in 1994

### COLE VAN LANEN'S NFL REGULAR SEASON STATISTICS

DATE	TEAM	GP	GS
2021	Packers	1	0
2022	Jaguars	16	0
2023	Jaguars	3	0
<b>NFL TOTALS</b>		<b>20</b>	<b>0</b>

### COLE VAN LANEN'S NFL POSTSEASON STATISTICS

DATE	TEAM	GP	GS
2021	Packers	0	0
2022	Jaguars	2	0
<b>NFL TOTALS</b>		<b>2</b>	<b>0</b>

### 2023 GAME-BY-GAME REGULAR-SEASON STATISTICS (JAGUARS)

DATE	OPPONENT	P/S	W/L	SCORE
09/10	at Colts	P	W	31-21
09/17	Chiefs	P	L	9-17
09/24	Texans	P	L	17-37
<b>2023 TOTALS</b>			<b>1-2</b>	





**2022 GAME-BY-GAME REGULAR-SEASON STATISTICS (JAGUARS)**

DATE	OPPONENT	P/S		W/L	SCORE
09/11	at Commanders	P		L	22-28
09/18	Colts	P		W	24-0
09/25	at Chargers	P		W	38-10
10/02	at Eagles		INACTIVE	L	21-29
10/09	Texans	P		L	6-13
10/16	at Colts	P		L	27-34
10/23	Giants	P		L	17-23
10/30	Broncos	P		L	17-21
11/06	Raiders	P		W	27-20
11/13	at Chiefs	P		L	17-27
11/27	Ravens	P		W	28-27
12/04	at Lions	P		L	14-40
12/11	at Titans	P		W	36-22
12/18	Cowboys	P		W	40-34+
12/22	at Jets	P		W	19-3
01/01	at Texans	P		W	31-3
01/07	Titans	P		W	20-16
<b>2022 TOTALS</b>		<b>16-0</b>		<b>9-8</b>	

+ - Overtime

**2022 GAME-BY-GAME POSTSEASON STATISTICS (JAGUARS)**

DATE	OPPONENT	P/S		W/L	SCORE
01/14	Chargers	P		W	31-30
01/21	at Chiefs	P		L	20-27
<b>2022 TOTALS</b>		<b>2-0</b>		<b>1-1</b>	





# TRAVON WALKER | 44

POSITION: OUTSIDE LINEBACKER

HT: 6-5 | WT: 272 | DOB: 12-18-2000

COLLEGE: GEORGIA

HOMETOWN: THOMASTON, GA.

ACQ: D1-'22

EXP: 2nd YEAR

@44Ytw

ytw\_44

## KEY TRANSACTIONS

- Originally drafted by Jacksonville in the first round (1st overall) in the 2022 draft

## PRO

### 2023 (Jaguars)

- 9/24 vs. HOU:** Started at outside linebacker and posted four tackles (three solo), including two tackles for loss... Saw action on special teams
- 9/17 vs. K.C.:** Started at outside linebacker and recorded two total tackles including one tackle for loss... Saw action on special teams
- 9/10 at IND:** Started at outside linebacker and posted six tackles (three solo), 1.0 sack for a loss of five yards and saw action on special teams... Made 1.0 sack in Week 1 for the second consecutive season

### 2022 (Jaguars)

- Started 14 of his 15 regular season game appearances and started both postseason games... In the regular season he posted 49 tackles (24 solo), five tackles for loss, 3.5 sacks, one interception and one forced fumble... In the postseason he posted five tackles (two solo), three quarterback hits, one tackle for loss, one pass defended, and 0.5 sacks
- 1/21 at K.C.:** Started at outside linebacker and recorded three tackles (two solo), including one tackle for loss, one QB hit, and one pass defended
- 12/11 at TEN:** Started at outside linebacker and recorded three tackles (two solo), 1.0 sack, and one forced fumble
- 10/23 vs. NYG:** Started at outside linebacker and recorded five tackles (two solo) and recorded 1.0 sack
- 9/11 at WAS:** Started at outside linebacker and posted four tackles, including 1.0 sack, and one INT... Walker became the second player in franchise history (Kevin Hardy) to record at least 1.0 sack and one INT in their first career game... It's the first time a player has accomplished the feat in their NFL debut since 2018

## COLLEGE

- In 2021, started at defensive tackle in all 15 games
- Finished with 37 total tackles, second among interior linemen and had 6.0 QB sacks, 7.5 tackles for loss, and a team-high 36 QB hurries
- Career-high seven QB pressures in CFP Championship Game vs. Alabama
- 2021 Pre-season third-team All-SEC, as voted by the league's 14 head coaches, as well as by attendees at SEC Media Days
- Freshman All-SEC Team, as voted by the league's 14 head coaches

## PERSONAL

- His full name is Yury Travon Walker
- Father, Stead Walker served in the Marine Corps
- Has two older sisters, Charmine and Nakeria
- Recipient of the Bill and Susan Robbins Family Football Scholarship
- Won back to back Class 4A state championships in basketball in high school
- His favorite athlete growing up was Kobe Bryant
- City officials proclaimed Jan. 18, 2022, Travon Walker Day in Walker's hometown, Thomaston, Ga.
- In May of 2023, Walker's No. 44 was officially retired at Upson-Lee High School in his hometown

### TRAVON WALKER'S NFL REGULAR SEASON DEFENSIVE STATISTICS

DATE	TEAM	GP	TACKLES							INTERCEPTIONS							O. FUMB			ST			MISC					
			GS	TK	S	A	TFL	YDS	SK	YDS	QBH	NO	YDS	LG	TD	PD	FF	FR	TD	YDS	TK	S	A	FF	FR	S	A	
2022	Jaguars	16	15	49	24	25	5	20	3.5	23.0	10	1	9	9	0	2	1	0	0	0	0	0	0	0	0	0	0	0
2023	Jaguars	3	3	12	7	5	4	12	1.0	5.0	1	0	0	0	0	0	0	0	0	0	0	0	0	0	0	0	0	
<b>NFL TOTALS</b>		<b>19</b>	<b>18</b>	<b>61</b>	<b>31</b>	<b>30</b>	<b>9</b>	<b>32</b>	<b>4.5</b>	<b>28.0</b>	<b>11</b>	<b>1</b>	<b>9</b>	<b>9</b>	<b>0</b>	<b>2</b>	<b>1</b>	<b>0</b>	<b>0</b>	<b>0</b>	<b>0</b>	<b>0</b>	<b>0</b>	<b>0</b>	<b>0</b>	<b>0</b>	<b>0</b>	

### TRAVON WALKER'S NFL POSTSEASON DEFENSIVE STATISTICS

DATE	TEAM	GP	TACKLES							INTERCEPTIONS							O. FUMB			ST			MISC				
			GS	TK	S	A	TFL	YDS	SK	YDS	QBH	NO	YDS	LG	TD	PD	FF	FR	TD	YDS	TK	S	A	FF	FR	S	A
2022	Jaguars	2	2	5	2	3	1	0	0.5	3.5	3	0	0	0	0	1	0	0	0	0	0	0	0	0	0	0	0
<b>NFL TOTALS</b>		<b>2</b>	<b>2</b>	<b>5</b>	<b>2</b>	<b>3</b>	<b>1</b>	<b>0</b>	<b>0.5</b>	<b>3.5</b>	<b>3</b>	<b>0</b>	<b>0</b>	<b>0</b>	<b>0</b>	<b>1</b>	<b>0</b>	<b>0</b>	<b>0</b>	<b>0</b>	<b>0</b>	<b>0</b>	<b>0</b>	<b>0</b>	<b>0</b>	<b>0</b>	



**SINGLE-GAME HIGHS: DEFENSIVE**

**Total Tackles** 6 at Indianapolis Colts, Sep 10, 2023  
5 at Detroit Lions, Dec 04, 2022  
...4 more at 5.

**Solo Tackles** 3 vs. Houston Texans, Sep 24, 2023  
3 at Indianapolis Colts, Sep 10, 2023  
...3 more at 3.

**Sacks** 1.0 at Indianapolis Colts, Sep 10, 2023  
1.0 at Tennessee Titans, Dec 11, 2022  
...2 more at 1.0.

**Passes Defensed** 1 at Los Angeles Chargers, Sep 25, 2022  
1 at Washington Commanders, Sep 11, 2022

**Tackles For Loss** 2 vs. Houston Texans, Sep 24, 2023  
1 vs. Kansas City Chiefs, Sep 17, 2023  
...6 more at 1.

**Interceptions** 1 at Washington Commanders, Sep 11, 2022

**Interception Return Yards** 9 at Washington Commanders, Sep 11, 2022

**SINGLE-GAME HIGHS - POSTSEASON: DEFENSIVE**

**Total Tackles** 3 at Kansas City Chiefs, Jan 21, 2023  
2 vs. Los Angeles Chargers, Jan 14, 2023

**Solo Tackles** 2 at Kansas City Chiefs, Jan 21, 2023

**Sacks** 0.5 vs. Los Angeles Chargers, Jan 14, 2023

**Passes Defensed** 1 at Kansas City Chiefs, Jan 21, 2023

**Tackles For Loss** 1 at Kansas City Chiefs, Jan 21, 2023

**2023 GAME-BY-GAME REGULAR-SEASON STATISTICS (JAGUARS)**

DATE	OPPONENT	P/S	TACKLES							INTERCEPTIONS					O. FUMB				ST				MISC		W/L	SCORE										
			TK	S	A	SK	YDS	TFL	YDS	QBH	NO	YDS	LG	TD	PD	FF	FR	TD	YDS	TK	S	A	FF	FR			S	A								
09/10	at Colts	S	6	3	3	1.0	5.0	1	5	1	0	0	0	0	0	0	0	0	0	0	0	0	0	0	0	0	0	0	0	0	0	0	0	0	W	31-21
09/17	Chiefs	S	2	1	1	0.0	0.0	1	2	0	0	0	0	0	0	0	0	0	0	0	0	0	0	0	0	0	0	0	0	0	0	0	0	0	L	9-17
09/24	Texans	S	4	3	1	0.0	0.0	2	5	0	0	0	0	0	0	0	0	0	0	0	0	0	0	0	0	0	0	0	0	0	0	0	0	L	17-37	
<b>2023 TOTALS</b>			<b>3-3</b>	<b>12</b>	<b>7</b>	<b>5</b>	<b>1.0</b>	<b>5.0</b>	<b>4</b>	<b>12</b>	<b>1</b>	<b>0</b>	<b>0</b>	<b>0</b>	<b>0</b>	<b>0</b>	<b>0</b>	<b>0</b>	<b>0</b>	<b>0</b>	<b>0</b>	<b>0</b>	<b>0</b>	<b>0</b>	<b>0</b>	<b>0</b>	<b>0</b>	<b>0</b>	<b>0</b>	<b>0</b>	<b>0</b>	<b>0</b>	<b>1-2</b>			

**2022 GAME-BY-GAME REGULAR-SEASON STATISTICS (JAGUARS)**

DATE	OPPONENT	P/S	TACKLES							INTERCEPTIONS					O. FUMB				ST				MISC		W/L	SCORE									
			TK	S	A	SK	YDS	TFL	YDS	QBH	NO	YDS	LG	TD	PD	FF	FR	TD	YDS	TK	S	A	FF	FR			S	A							
09/11	at Commanders	S	4	3	1	1.0	8.0	1	8	1	1	9	9	0	1	0	0	0	0	0	0	0	0	0	0	0	0	0	0	0	0	0	0	L	22-28
09/18	Colts	S	2	2	0	0.0	0.0	0	0	1	0	0	0	0	0	0	0	0	0	0	0	0	0	0	0	0	0	0	0	0	0	0	0	W	24-0
09/25	at Chargers	S	2	0	2	0.0	0.0	0	0	0	0	0	0	0	1	0	0	0	0	0	0	0	0	0	0	0	0	0	0	0	0	0	W	38-10	
10/02	at Eagles	S	5	3	2	0.0	0.0	1	2	0	0	0	0	0	0	0	0	0	0	0	0	0	0	0	0	0	0	0	0	0	0	0	L	21-29	
10/09	Texans	S	5	3	2	0.0	0.0	0	0	0	0	0	0	0	0	0	0	0	0	0	0	0	0	0	0	0	0	0	0	0	0	0	L	6-13	
10/16	at Colts	S	4	1	3	0.0	0.0	0	0	1	0	0	0	0	0	0	0	0	0	0	0	0	0	0	0	0	0	0	0	0	0	0	L	27-34	
10/23	Giants	S	5	2	3	1.0	2.0	1	2	1	0	0	0	0	0	0	0	0	0	0	0	0	0	0	0	0	0	0	0	0	0	0	L	17-23	
10/30	Broncos	S	5	1	4	0.5	4.0	0	0	1	0	0	0	0	0	0	0	0	0	0	0	0	0	0	0	0	0	0	0	0	0	0	L	17-21	
11/06	Raiders	S	2	2	0	0.0	0.0	0	0	0	0	0	0	0	0	0	0	0	0	0	0	0	0	0	0	0	0	0	0	0	0	0	W	27-20	
11/13	at Chiefs	S	2	1	1	0.0	0.0	0	0	1	0	0	0	0	0	0	0	0	0	0	0	0	0	0	0	0	0	0	0	0	0	0	L	17-27	
11/27	Ravens	S	1	0	1	0.0	0.0	0	0	0	0	0	0	0	0	0	0	0	0	0	0	0	0	0	0	0	0	0	0	0	0	0	W	28-27	
12/04	at Lions	S	5	2	3	0.0	0.0	1	6	1	0	0	0	0	0	0	0	0	0	0	0	0	0	0	0	0	0	0	0	0	0	0	L	14-40	
12/11	at Titans	S	3	2	1	1.0	9.0	0	0	1	0	0	0	0	0	1	0	0	0	0	0	0	0	0	0	0	0	0	0	0	0	0	W	36-22	
12/18	Cowboys										INACTIVE																					W	40-34+		
12/22	at Jets										INACTIVE																					W	19-3		
01/01	at Texans	P	0	0	0	0.0	0.0	0	0	1	0	0	0	0	0	0	0	0	0	0	0	0	0	0	0	0	0	0	0	0	0	0	W	31-3	
01/07	Titans	S	4	2	2	0.0	0.0	1	2	1	0	0	0	0	0	0	0	0	0	0	0	0	0	0	0	0	0	0	0	0	0	0	W	20-16	
<b>2022 TOTALS</b>			<b>15-14</b>	<b>49</b>	<b>24</b>	<b>25</b>	<b>3.5</b>	<b>23.0</b>	<b>5</b>	<b>20</b>	<b>10</b>	<b>1</b>	<b>9</b>	<b>9</b>	<b>0</b>	<b>2</b>	<b>1</b>	<b>0</b>	<b>0</b>	<b>0</b>	<b>0</b>	<b>0</b>	<b>0</b>	<b>0</b>	<b>0</b>	<b>0</b>	<b>0</b>	<b>0</b>	<b>0</b>	<b>0</b>	<b>0</b>	<b>9-8</b>			

+ - Overtime

**2022 GAME-BY-GAME POSTSEASON STATISTICS (JAGUARS)**

DATE	OPPONENT	P/S	TACKLES							INTERCEPTIONS					O. FUMB				ST				MISC		W/L	SCORE								
			TK	S	A	SK	YDS	TFL	YDS	QBH	NO	YDS	LG	TD	PD	FF	FR	TD	YDS	TK	S	A	FF	FR			S	A						
01/14	Chargers	S	2	0	2	0.5	3.5	0	0	2	0	0	0	0	0	0	0	0	0	0	0	0	0	0	0	0	0	0	0	0	0	0	W	31-30
01/21	at Chiefs	S	3	2	1	0.0	0.0	1	0	1	0	0	0	0	1	0	0	0	0	0	0	0	0	0	0	0	0	0	0	0	0	0	L	20-27
<b>2022 TOTALS</b>			<b>2-2</b>	<b>5</b>	<b>2</b>	<b>3</b>	<b>0.5</b>	<b>3.5</b>	<b>1</b>	<b>0</b>	<b>3</b>	<b>0</b>	<b>0</b>	<b>0</b>	<b>0</b>	<b>1</b>	<b>0</b>	<b>0</b>	<b>0</b>	<b>0</b>	<b>0</b>	<b>0</b>	<b>0</b>	<b>0</b>	<b>0</b>	<b>0</b>	<b>0</b>	<b>0</b>	<b>0</b>	<b>0</b>	<b>0</b>	<b>1-1</b>		





# PARKER WASHINGTON | 11

**POSITION:** WIDE RECEIVER  
**HT:** 5-10 | **WT:** 204 | **DOB:** 3-21-2002  
**COLLEGE:** PENN STATE  
**HOMETOWN:** SUGARLAND, TEXAS  
**ACQ:** D6-'23  
**EXP:** R

CPW11\_  
 cpw11\_

## KEY TRANSACTIONS

- Originally drafted by Jacksonville in the sixth round (185th overall) of the 2023 Draft

## PRO

### 2023 (Jaguars)

- 9/24 vs. HOU: Inactive
- 9/17 vs. K.C.: Inactive
- 9/10 at IND: Inactive

## COLLEGE

- Caught a pass in every game of his college career, totaling 146 receptions, ranking 10th all-time at Penn State
- Recorded 1,920 receiving yards and scored 12 touchdowns
- Appeared in 32 games and made 24 starts in three seasons
- Was Penn State's primary punt returner in 2022, returning 18 punts for 99 yards

## PERSONAL

- Sister, Ashton, is a player personnel coordinator for the Chicago Bears
- Cousin Tyler Tolbert plays baseball for the Kansas City Royals
- Enjoys fishing and hunting
- Majored in Recreation, Park and Tourism Management

### PARKER WASHINGTON'S NFL REGULAR SEASON RUSHING/RECEIVING STATISTICS

DATE	TEAM	GP	GS	RECEIVING					RUSHING					
				NO.	YDS.	AVG.	LG	TD	NO.	YDS.	AVG.	LG	TD	
2023	Jaguars	0	0	0	0	0.0	0	0	0	0	0	0.0	0	0
<b>NFL TOTALS</b>		<b>0</b>	<b>0</b>	<b>0</b>	<b>0</b>	<b>0.0</b>	<b>0</b>	<b>0</b>	<b>0</b>	<b>0</b>	<b>0</b>	<b>0.0</b>	<b>0</b>	<b>0</b>

### PARKER WASHINGTON'S NFL REGULAR SEASON RETURN STATISTICS

DATE	TEAM	KICKOFF RETURNS					PUNT RETURNS					
		RET.	YDS.	AVG.	LG	TD	NO.	FC	YDS.	AVG.	LG	TD
2023	Jaguars	0	0	0.0	0	0	0	0	0	0.0	0	0
<b>NFL TOTALS</b>		<b>0</b>	<b>0</b>	<b>0.0</b>	<b>0</b>	<b>0</b>	<b>0</b>	<b>0</b>	<b>0</b>	<b>0.0</b>	<b>0</b>	<b>0</b>

### 2023 GAME-BY-GAME REGULAR-SEASON STATISTICS (JAGUARS)

DATE	OPPONENT	P/S	RECEIVING					RUSHING					W/L	SCORE
			NO.	YDS.	AVG.	LG	TD	NO.	YDS.	AVG.	LG	TD		
09/10	at Colts												W	31-21
09/17	Chiefs												L	9-17
09/24	Texans												L	17-37
<b>2023 TOTALS</b>		<b>0-0</b>	<b>0</b>	<b>0</b>	<b>0.0</b>	<b>0</b>	<b>0</b>	<b>0</b>	<b>0</b>	<b>0.0</b>	<b>0</b>	<b>0</b>	<b>1-2</b>	





# DARIOUS WILLIAMS | 31

**POSITION:** CORNERBACK  
**HT:** 5-9 | **WT:** 187 | **DOB:** 3-15-1993  
**COLLEGE:** ALABAMA-BIRMINGHAM  
**HOMETOWN:** JACKSONVILLE, FLA.  
**ACQ:** UFA (LAR)-'22  
**EXP:** 6th YEAR

@Dee\_Will2  
 @dwill\_222

## KEY TRANSACTIONS

- Originally signed as an undrafted rookie by Baltimore following the 2018 draft
- Claimed off of waivers by the Los Angeles Rams on 10/8/18
- Signed by Jacksonville as an unrestricted free agent on 3/16/22

## PRO

### 2023 (Jaguars)

- **9/24 vs. HOU:** Started at cornerback and posted three total tackles (two solo) and one pass defended... Saw action on special teams
- **9/17 vs. K.C.:** Started at cornerback and recorded five total tackles (four solo) and one pass defended... Posted one forced fumble... Saw action on five special teams plays
- **9/10 at IND:** Started at cornerback and played in all defensive snaps... Saw action on eight special teams plays

### 2022 (Jaguars)

- Saw action in 17 regular season games (12 starts) and both postseason games (one start)... In the regular season he posted 53 tackles (35 solo), a career-high 16 passes defended, and two tackles for loss... In the postseason he posted six tackles (two solo) and one pass defended... His 16 passes defended led the team in 2022 and he tied for fourth-most passes defended across the league
- **1/7 vs. TEN:** Started at cornerback and recorded eight tackles (six solo) and one pass defended
- **12/4 at DET:** Started at cornerback and recorded three tackles (two solo) and two passes defended
- **10/23 vs. NYG:** Started at cornerback and saw action on special teams... Recorded eight tackles (five solo) and three passes defended
- **9/25 at LAC:** Started at cornerback and posted four tackles (three solo) and two passes defended

### 2021 (Rams)

- Appeared in 14 games (13 starts) and posted 71 total tackles, nine passes defended and one fumble recovery
- Won Super Bowl LVI with the Rams

### 2020 (Rams)

- Played in all 16 games (10 starts) and tallied 44 tackles, 14 passes defended and four INTs (including one pick-six)
- Finished tied for third in the NFC in interceptions (four) and was ranked the fourth-best cornerback in the league by PFF... Also led the team in interceptions (four) and passes defended (14) and registered a career-best 44 tackles

### 2019 (Rams)

- Played in four games with three starts and recorded 11 tackles, four passes defended and two INTs

### 2018 (Rams/Ravens)

- Saw action in four games

## COLLEGE

- Attended Alabama Birmingham and was named First Team All-America by Pro Football Focus...First Team All-Conference USA
- Started all 13 games at the cornerback position and led Conference USA and ranked fifth in the NCAA in passes defended with 20 (1.5/game) Earned first-team All-SEC honors as a return man and as an all-purpose player in both 2016 and 2017

## PERSONAL

- Son of Dexter and Renita Williams
- Attended the 2023 NCAA Leadership Development Conference and aspires to become a general manager after he completes his NFL career
- Has one brother, Dexter
- Majored in Communications and Nutrition
- Attended Creekside High School in Jacksonville

## DARIOUS WILLIAMS' NFL REGULAR SEASON DEFENSIVE STATISTICS

DATE	TEAM	GP	GS	TACKLES						INTERCEPTIONS						O. FUMB				ST		MISC						
				TK	S	A	TFL	YDS	SK	YDS	QBH	NO	YDS	LG	TD	PD	FF	FR	TD	YDS	TK	S	A	FF	FR	S	A	
2018	Ravens	3	0	0	0	0	0	0	0	0	0	0	0	0	0	0	0	0	0	0	0	0	0	0	0	0	0	
Went from Baltimore to L.A. Rams.																												
2018	Rams	1	0	0	0	0	0	0	0	0	0.0	0.0	0	0	0	0	0	0	0	0	0	0	0	0	0	0	0	0
2018	TOTAL	4	0	0	0	0	0	0	0	0	0.0	0.0	0	0	0	0	0	0	0	0	0	0	0	0	0	0	0	
2019	Rams	12	3	12	11	1	1	3	0.0	0.0	0	2	0	0	0	4	0	0	1	0	3	3	0	0	1	0	0	
2020	Rams	16	10	44	37	7	1	1	0.0	0.0	0	4	21	19	0	14	0	0	0	0	0	0	0	0	0	0	0	
2021	Rams	14	13	71	60	11	3	4	0.0	0.0	0	0	0	0	0	9	0	1	0	0	0	0	0	0	0	0	0	
2022	Jaguars	17	12	53	35	18	2	1	0.0	0.0	0	0	0	0	0	16	0	0	0	0	0	0	0	0	0	0	0	
2023	Jaguars	3	3	9	7	2	1	0	0.0	0.0	0	0	0	0	0	3	1	0	0	0	0	0	0	0	0	0	0	
<b>NFL TOTALS</b>		<b>66</b>	<b>41</b>	<b>189</b>	<b>150</b>	<b>39</b>	<b>8</b>	<b>9</b>	<b>0.0</b>	<b>0.0</b>	<b>0</b>	<b>6</b>	<b>21</b>	<b>19</b>	<b>0</b>	<b>46</b>	<b>1</b>	<b>1</b>	<b>1</b>	<b>0</b>	<b>3</b>	<b>3</b>	<b>0</b>	<b>0</b>	<b>1</b>	<b>0</b>	<b>0</b>	



**DARIOUS WILLIAMS' NFL POSTSEASON DEFENSIVE STATISTICS**

DATE	TEAM	GP	TACKLES							INTERCEPTIONS							O. FUMB					ST				MISC	
			GS	TK	S	A	TFL	YDS	SK	YDS	QBH	NO	YDS	LG	TD	PD	FF	FR	TD	YDS	TK	S	A	FF	FR	S	A
2018	Rams	0	0	0	0	0	0	0	0.0	0.0	0	0	0	0	0	0	0	0	0	0	0	0	0	0	0	0	0
2020	Rams	2	1	7	6	1	0	0	0.0	0.0	0	1	42	42t	1	2	0	0	0	0	0	0	0	0	0	0	0
2021	Rams	4	4	24	13	11	1	2	0.0	0.0	0	0	0	0	0	3	0	0	0	0	0	0	0	0	0	0	0
2022	Jaguars	2	1	6	2	4	0	0	0.0	0.0	0	0	0	0	0	1	0	0	0	0	0	0	0	0	0	0	0
<b>NFL TOTALS</b>		<b>8</b>	<b>6</b>	<b>37</b>	<b>21</b>	<b>16</b>	<b>1</b>	<b>2</b>	<b>0.0</b>	<b>0.0</b>	<b>0</b>	<b>1</b>	<b>42</b>	<b>42T</b>	<b>1</b>	<b>6</b>	<b>0</b>	<b>0</b>	<b>0</b>	<b>0</b>	<b>0</b>	<b>0</b>	<b>0</b>	<b>0</b>	<b>0</b>	<b>0</b>	<b>0</b>

**SINGLE-GAME HIGHS: DEFENSIVE**

<b>Total Tackles</b>	8 vs. Tennessee Titans, Jan 07, 2023 8 vs. New York Giants, Oct 23, 2022	<b>Tackles For Loss</b>	1 vs. Kansas City Chiefs, Sep 17, 2023 1 at Tennessee Titans, Dec 11, 2022 ...6 more at 1.
<b>Solo Tackles</b>	7 at Green Bay Packers, Nov 28, 2021 7 at Indianapolis Colts, Sep 19, 2021	<b>Interceptions</b>	2 vs. Seattle Seahawks, Nov 15, 2020 1 vs. New York Giants, Oct 04, 2020 ...3 more at 1.
<b>Passes Defensed</b>	3 vs. New York Giants, Oct 23, 2022 3 at Arizona Cardinals, Dec 13, 2021 ...1 more at 3.	<b>Interception Return Yards</b>	19 vs. Seattle Seahawks, Nov 15, 2020 2 vs. New York Giants, Oct 04, 2020
<b>Forced Fumbles</b>	1 vs. Kansas City Chiefs, Sep 17, 2023	<b>Special Teams Tackles</b>	2 at Atlanta Falcons, Oct 20, 2019 1 at Cleveland Browns, Sep 22, 2019
<b>Fumble Recoveries</b>	1 at Baltimore Ravens, Jan 02, 2022	<b>Special Teams Fumble Recoveries</b>	1 at Atlanta Falcons, Oct 20, 2019

**SINGLE-GAME HIGHS - POSTSEASON: DEFENSIVE**

<b>Total Tackles</b>	8 at Cincinnati Bengals, Feb 13, 2022 7 at Tampa Bay Buccaneers, Jan 23, 2022	<b>Tackles For Loss</b>	1 at Tampa Bay Buccaneers, Jan 23, 2022
<b>Solo Tackles</b>	5 at Tampa Bay Buccaneers, Jan 23, 2022 3 at Cincinnati Bengals, Feb 13, 2022 ...3 more at 3.	<b>Interceptions</b>	1 at Seattle Seahawks, Jan 09, 2021
<b>Passes Defensed</b>	1 at Kansas City Chiefs, Jan 21, 2023 1 at Cincinnati Bengals, Feb 13, 2022 ...4 more at 1.	<b>Interception Return Yards</b>	42 at Seattle Seahawks, Jan 09, 2021

**2023 GAME-BY-GAME REGULAR-SEASON STATISTICS (JAGUARS)**

DATE	OPPONENT	P/S	TACKLES							INTERCEPTIONS							O. FUMB					ST				MISC			
			TK	S	A	SK	YDS	TFL	YDS	QBH	NO	YDS	LG	TD	PD	FF	FR	TD	YDS	TK	S	A	FF	FR	S	A	W/L	SCORE	
09/10	at Colts	S	1	1	0	0.0	0.0	0	0	0	0	0	0	0	0	0	0	0	0	0	0	0	0	0	0	0	0	W	31-21
09/17	Chiefs	S	5	4	1	0.0	0.0	1	0	0	0	0	0	0	1	1	0	0	0	0	0	0	0	0	0	0	0	L	9-17
09/24	Texans	S	3	2	1	0.0	0.0	0	0	0	0	0	0	0	1	0	0	0	0	0	0	0	0	0	0	0	0	L	17-37
<b>2023 TOTALS</b>		<b>3-3</b>	<b>9</b>	<b>7</b>	<b>2</b>	<b>0.0</b>	<b>0.0</b>	<b>1</b>	<b>0</b>	<b>0</b>	<b>0</b>	<b>0</b>	<b>0</b>	<b>0</b>	<b>3</b>	<b>1</b>	<b>0</b>	<b>0</b>	<b>0</b>	<b>0</b>	<b>0</b>	<b>0</b>	<b>0</b>	<b>0</b>	<b>0</b>	<b>0</b>	<b>0</b>	<b>1-2</b>	

**2022 GAME-BY-GAME REGULAR-SEASON STATISTICS (JAGUARS)**

DATE	OPPONENT	P/S	TACKLES							INTERCEPTIONS							O. FUMB					ST				MISC			
			TK	S	A	SK	YDS	TFL	YDS	QBH	NO	YDS	LG	TD	PD	FF	FR	TD	YDS	TK	S	A	FF	FR	S	A	W/L	SCORE	
09/11	at Commanders	P	3	3	0	0.0	0.0	1	1	0	0	0	0	0	0	0	0	0	0	0	0	0	0	0	0	0	0	L	22-28
09/18	Colts	P	1	0	1	0.0	0.0	0	0	0	0	0	0	0	0	0	0	0	0	0	0	0	0	0	0	0	W	24-0	
09/25	at Chargers	S	4	3	1	0.0	0.0	0	0	0	0	0	0	0	2	0	0	0	0	0	0	0	0	0	0	0	W	38-10	
10/02	at Eagles	P	1	1	0	0.0	0.0	0	0	0	0	0	0	0	1	0	0	0	0	0	0	0	0	0	0	0	L	21-29	
10/09	Texans	P	0	0	0	0.0	0.0	0	0	0	0	0	0	0	1	0	0	0	0	0	0	0	0	0	0	0	L	6-13	
10/16	at Colts	P	2	1	1	0.0	0.0	0	0	0	0	0	0	0	0	0	0	0	0	0	0	0	0	0	0	0	L	27-34	
10/23	Giants	S	8	5	3	0.0	0.0	0	0	0	0	0	0	0	3	0	0	0	0	0	0	0	0	0	0	0	L	17-23	
10/30	Broncos	S	3	0	3	0.0	0.0	0	0	0	0	0	0	0	1	0	0	0	0	0	0	0	0	0	0	0	L	17-21	
11/06	Raiders	S	4	3	1	0.0	0.0	0	0	0	0	0	0	0	1	0	0	0	0	0	0	0	0	0	0	0	W	27-20	
11/13	at Chiefs	S	3	3	0	0.0	0.0	0	0	0	0	0	0	0	0	0	0	0	0	0	0	0	0	0	0	0	L	17-27	
11/27	Ravens	S	3	2	1	0.0	0.0	0	0	0	0	0	0	0	0	0	0	0	0	0	0	0	0	0	0	0	W	28-27	
12/04	at Lions	S	3	2	1	0.0	0.0	0	0	0	0	0	0	0	2	0	0	0	0	0	0	0	0	0	0	0	L	14-40	
12/11	at Titans	S	3	2	1	0.0	0.0	1	0	0	0	0	0	0	1	0	0	0	0	0	0	0	0	0	0	0	W	36-22	
12/18	Cowboys	S	2	1	1	0.0	0.0	0	0	0	0	0	0	0	1	0	0	0	0	0	0	0	0	0	0	0	W	40-34+	
12/22	at Jets	S	1	1	0	0.0	0.0	0	0	0	0	0	0	0	2	0	0	0	0	0	0	0	0	0	0	0	W	19-3	
01/01	at Texans	S	4	2	2	0.0	0.0	0	0	0	0	0	0	0	0	0	0	0	0	0	0	0	0	0	0	0	W	31-3	
01/07	Titans	S	8	6	2	0.0	0.0	0	0	0	0	0	0	0	1	0	0	0	0	0	0	0	0	0	0	0	W	20-16	
<b>2022 TOTALS</b>		<b>17-12</b>	<b>53</b>	<b>35</b>	<b>18</b>	<b>0.0</b>	<b>0.0</b>	<b>2</b>	<b>1</b>	<b>0</b>	<b>0</b>	<b>0</b>	<b>0</b>	<b>0</b>	<b>16</b>	<b>0</b>	<b>0</b>	<b>0</b>	<b>0</b>	<b>0</b>	<b>0</b>	<b>0</b>	<b>0</b>	<b>0</b>	<b>0</b>	<b>0</b>	<b>9-8</b>		

+ - Overtime

**2022 GAME-BY-GAME POSTSEASON STATISTICS (JAGUARS)**

DATE	OPPONENT	P/S	TACKLES							INTERCEPTIONS							O. FUMB					ST				MISC		
			TK	S	A	SK	YDS	TFL	YDS	QBH	NO	YDS	LG	TD	PD	FF	FR	TD	YDS	TK	S	A	FF	FR	S	A	W/L	SCORE
01/14	Chargers	P	3	0	3	0.0	0.0	0	0	0	0	0	0	0	0	0	0	0	0	0	0	0	0	0	0	0	W	31-30
01/21	at Chiefs	S	3	2	1	0.0	0.0	0	0	0	0	0	0	0	1	0	0	0	0	0	0	0	0	0	0	0	L	20-27
<b>2022 TOTALS</b>		<b>2-1</b>	<b>6</b>	<b>2</b>	<b>4</b>	<b>0.0</b>	<b>0.0</b>	<b>0</b>	<b>0</b>	<b>0</b>	<b>0</b>	<b>0</b>	<b>0</b>	<b>0</b>	<b>1</b>	<b>0</b>	<b>0</b>	<b>0</b>	<b>0</b>	<b>0</b>	<b>0</b>	<b>0</b>	<b>0</b>	<b>0</b>	<b>0</b>	<b>1-1</b>		





# ANDREW WINGARD | 42

POSITION: SAFETY

HT: 6-0 | WT: 200 | DOB: 12-5-1996

COLLEGE: WYOMING

HOMETOWN: ARVADA, COLO.

ACQ: FA-'19

EXP: 5th YEAR

 @deweywingard

## KEY TRANSACTIONS

- Originally signed by Jacksonville as an undrafted rookie on 5/10/19

## PRO

### 2023 (Jaguars)

- 9/24 vs. HOU:** Recorded one tackle and saw action on special teams
- 9/17 vs. K.C.:** Saw action at safety and on special teams... Posted three tackles (two solo)
- 9/10 at IND:** Saw action at safety and on special teams

### 2022 (Jaguars)

- Saw action in 17 regular season games with two starts and both postseason games with one start... In the regular season on defense he posted 23 tackles (19 solo), two tackles for loss, one interception, one pass defensed, and one forced fumble... On special teams he posted 14 tackles (eight solo)... In the postseason he posted one solo tackle
- 12/11 at TEN:** Started at safety and recorded seven tackles (six solo), including one tackle for loss, one QB hit, and one interception
- 12/4 at DET:** Started at safety and recorded a season-high nine tackles (seven solo)
- 11/27 vs. BAL:** Started at safety and saw action on special teams... Recorded two tackles (one solo), one forced fumble, and one special teams tackle

### 2021 (Jaguars)

- Finished the season with 86 total tackles (56 solo), 1.0 sack and one interception in 15 games played (15 starts)
- 10/17 vs. MIA:** Started at safety and totaled seven tackles (five solo), including one tackle for loss
- 9/26 vs. ARI:** Started at safety and recorded seven total tackles (four solo), one interception and one pass defensed... Recorded the third INT of his career when he intercepted QB Kyler Murray and returned it 22 yards in the third quarter
- 9/19 vs. DEN:** Started at safety and tallied a team-high eight tackles, including his second career sack

### 2020 (Jaguars)

- Saw action in 13 games, starting four... Tallied 42 tackles (30), five passes defensed, two INTs and one fumble recovery... Also made eight stops on special teams
- 9/13 vs. IND:** Saw action at free safety, recording his first career INT in the fourth quarter, and on special teams, leading the team with two special teams stops
- 9/20 at TEN:** Started at free safety and posted a career-high nine tackles (seven solo)
- 11/29 vs. CLE:** Started at safety and tallied three tackles (one solo), one pass defensed and his first-career fumble recovery, which he returned for 17 yards

### 2019 (Jaguars)

- Appeared in all 16 games, making two starts, while compiling 19 tackles (14 solo), 1.0 sack and one forced fumble... Led the team with 11 special teams tackles
- 9/8 vs. K.C.:** Made his NFL debut, seeing action at safety and on special teams and totaled one solo tackle and two special teams tackles
- 12/1 vs. T.B.:** Made his first career start at strong safety, recording six tackles (five solo), including a strip-sack, marking the first sack of his career

## COLLEGE

- Finished second in Wyoming school history with 454 tackles while adding 18 passes defensed, 10 INTs and five forced fumbles
- Recorded 87 tackles (46 solo), three passes defensed and two INTs as a senior in 2018, earning First-Team All-Mountain West honors
- Named First-Team All-Mountain West as a junior in 2017 after totaling 114 tackles and a career-high five INTs
- Recorded 131 total tackles in 2016, which ranked fourth in the FBS and first in the Mountain West
- Played in all 12 games (11 starts) as a freshman in 2015 and registered 122 total tackles
- His 6.9 solo tackles per game ranked No. 1 in the Mountain West and No. 4 in the NCAA

## PERSONAL

- Attended Ralston Valley (Arvada, Colo.) High School and rushed for 1,653 yards on 190 carries in his senior season
- Earned first-team all-state honors after totaling 2,702 all-purpose yards
- Father, Dan, was a punter at the University of Nebraska
- Avid skier and golfer



**ANDREW WINGARD'S NFL REGULAR SEASON DEFENSIVE STATISTICS**

DATE	TEAM	GP	TACKLES										INTERCEPTIONS					O. FUMB					ST				MISC	
			GS	TK	S	A	TFL	YDS	SK	YDS	QBH	NO	YDS	LG	TD	PD	FF	FR	TD	YDS	TK	S	A	FF	FR	S	A	
2019	Jaguars	16	2	19	14	5	0	0	1.0	3.0	2	0	0	0	0	1	0	0	0	11	8	3	0	0	0	0		
2020	Jaguars	13	4	42	30	12	3	8	0.0	0.0	0	2	31	19	0	5	0	1	0	17	8	5	3	0	0	0		
2021	Jaguars	15	15	86	56	30	2	2	1.0	1.0	1	1	23	23	0	1	0	0	0	2	1	1	0	0	0	0		
2022	Jaguars	17	3	23	19	4	2	1	0.0	0.0	1	1	13	13	0	1	1	0	0	14	8	6	0	0	0	0		
2023	Jaguars	3	0	2	2	0	0	0	0.0	0.0	0	0	0	0	0	0	0	0	0	0	0	0	0	0	0	0		
<b>NFL TOTALS</b>		<b>64</b>	<b>24</b>	<b>172</b>	<b>121</b>	<b>51</b>	<b>7</b>	<b>11</b>	<b>2.0</b>	<b>4.0</b>	<b>4</b>	<b>4</b>	<b>67</b>	<b>23</b>	<b>0</b>	<b>7</b>	<b>2</b>	<b>1</b>	<b>0</b>	<b>17</b>	<b>35</b>	<b>22</b>	<b>13</b>	<b>0</b>	<b>0</b>	<b>0</b>		

**ANDREW WINGARD'S NFL POSTSEASON DEFENSIVE STATISTICS**

DATE	TEAM	GP	TACKLES										INTERCEPTIONS					O. FUMB					ST				MISC	
			GS	TK	S	A	TFL	YDS	SK	YDS	QBH	NO	YDS	LG	TD	PD	FF	FR	TD	YDS	TK	S	A	FF	FR	S	A	
2022	Jaguars	2	1	1	1	0	0	0	0.0	0.0	0	0	0	0	0	0	0	0	0	0	1	0	1	0	0	0	0	
<b>NFL TOTALS</b>		<b>2</b>	<b>1</b>	<b>1</b>	<b>1</b>	<b>0</b>	<b>0</b>	<b>0</b>	<b>0.0</b>	<b>0.0</b>	<b>0</b>	<b>0</b>	<b>0</b>	<b>0</b>	<b>0</b>	<b>0</b>	<b>0</b>	<b>0</b>	<b>0</b>	<b>1</b>	<b>0</b>	<b>1</b>	<b>0</b>	<b>0</b>	<b>0</b>	<b>0</b>		

**SINGLE-GAME HIGHS: DEFENSIVE**

<b>Total Tackles</b>	9 at Detroit Lions, Dec 04, 2022 9 vs. Houston Texans, Dec 19, 2021 ...2 more at 9.	<b>Tackles For Loss</b>	3 at Indianapolis Colts, Jan 03, 2021 1 at Tennessee Titans, Dec 11, 2022 ...2 more at 1.
<b>Solo Tackles</b>	7 at Detroit Lions, Dec 04, 2022 7 at Tennessee Titans, Sep 20, 2020 1.0 vs. Denver Broncos, Sep 19, 2021	<b>Interceptions</b>	1 at Tennessee Titans, Dec 11, 2022 1 vs. Arizona Cardinals, Sep 26, 2021 ...2 more at 1.
<b>Sacks</b>	1.0 vs. Tampa Bay Buccaneers, Dec 01, 2019	<b>Interception Return Yards</b>	23 vs. Arizona Cardinals, Sep 26, 2021 19 at Indianapolis Colts, Jan 03, 2021
<b>Passes Defensed</b>	1 at Tennessee Titans, Dec 11, 2022 1 vs. Arizona Cardinals, Sep 26, 2021 ...5 more at 1.	<b>Special Teams Tackles</b>	3 at Atlanta Falcons, Dec 22, 2019 2 vs. Las Vegas Raiders, Nov 06, 2022 ...5 more at 2.
<b>Forced Fumbles</b>	1 vs. Baltimore Ravens, Nov 27, 2022 1 vs. Tampa Bay Buccaneers, Dec 01, 2019	<b>Longest Opp Fumble Return</b>	17 vs. Cleveland Browns, Nov 29, 2020
<b>Fumble Recoveries</b>	1 vs. Cleveland Browns, Nov 29, 2020		

**SINGLE-GAME HIGHS - POSTSEASON: DEFENSIVE**

<b>Total Tackles</b>	1 at Kansas City Chiefs, Jan 21, 2023	<b>Solo Tackles</b>	1 at Kansas City Chiefs, Jan 21, 2023
----------------------	---------------------------------------	---------------------	---------------------------------------

**2023 GAME-BY-GAME REGULAR-SEASON STATISTICS (JAGUARS)**

DATE	OPPONENT	P/S	TACKLES										INTERCEPTIONS					O. FUMB					ST				MISC	
			TK	S	A	SK	YDS	TFL	YDS	QBH	NO	YDS	LG	TD	PD	FF	FR	TD	YDS	TK	S	A	FF	FR	S	A	W/L	SCORE
09/10	at Colts	P	0	0	0	0.0	0.0	0	0	0	0	0	0	0	0	0	0	0	0	0	0	0	0	0	0	0	W	31-21
09/17	Chiefs	P	1	1	0	0.0	0.0	0	0	0	0	0	0	0	0	0	0	0	0	0	0	0	0	0	0	L	9-17	
09/24	Texans	P	1	1	0	0.0	0.0	0	0	0	0	0	0	0	0	0	0	0	0	0	0	0	0	0	0	L	17-37	
<b>2023 TOTALS</b>		<b>3-0</b>	<b>2</b>	<b>2</b>	<b>0</b>	<b>0.0</b>	<b>0.0</b>	<b>0</b>	<b>0</b>	<b>0</b>	<b>0</b>	<b>0</b>	<b>0</b>	<b>0</b>	<b>0</b>	<b>0</b>	<b>0</b>	<b>0</b>	<b>0</b>	<b>0</b>	<b>0</b>	<b>0</b>	<b>0</b>	<b>0</b>	<b>0</b>	<b>0</b>	<b>1-2</b>	

**2022 GAME-BY-GAME REGULAR-SEASON STATISTICS (JAGUARS)**

DATE	OPPONENT	P/S	TACKLES										INTERCEPTIONS					O. FUMB					ST				MISC	
			TK	S	A	SK	YDS	TFL	YDS	QBH	NO	YDS	LG	TD	PD	FF	FR	TD	YDS	TK	S	A	FF	FR	S	A	W/L	SCORE
09/11	at Commanders	P	0	0	0	0.0	0.0	0	0	0	0	0	0	0	0	0	0	0	0	1	1	0	0	0	0	0	L	22-28
09/18	Colts	P	0	0	0	0.0	0.0	0	0	0	0	0	0	0	0	0	0	0	0	2	1	1	0	0	0	0	W	24-0
09/25	at Chargers	P	0	0	0	0.0	0.0	0	0	0	0	0	0	0	0	0	0	0	0	0	0	0	0	0	0	W	38-10	
10/02	at Eagles	P	0	0	0	0.0	0.0	0	0	0	0	0	0	0	0	0	0	0	0	2	2	0	0	0	0	L	21-29	
10/09	Texans	P	0	0	0	0.0	0.0	0	0	0	0	0	0	0	0	0	0	0	0	1	1	0	0	0	0	L	6-13	
10/16	at Colts	P	0	0	0	0.0	0.0	0	0	0	0	0	0	0	0	0	0	0	0	0	0	0	0	0	0	L	27-34	
10/23	Giants	P	0	0	0	0.0	0.0	0	0	0	0	0	0	0	0	0	0	0	0	1	0	1	0	0	0	L	17-23	
10/30	Broncos	P	0	0	0	0.0	0.0	0	0	0	0	0	0	0	0	0	0	0	0	1	0	1	0	0	0	L	17-21	
11/06	Raiders	P	1	1	0	0.0	0.0	0	0	0	0	0	0	0	0	0	0	0	0	2	1	1	0	0	0	W	27-20	
11/13	at Chiefs	P	0	0	0	0.0	0.0	0	0	0	0	0	0	0	0	0	0	0	0	1	0	1	0	0	0	L	17-27	
11/27	Ravens	S	2	1	1	0.0	0.0	0	0	0	0	0	0	0	1	0	0	0	0	1	0	1	0	0	0	W	28-27	
12/04	at Lions	S	9	7	2	0.0	0.0	0	0	0	0	0	0	0	0	0	0	0	0	0	0	0	0	0	0	L	14-40	
12/11	at Titans	S	7	6	1	0.0	0.0	1	1	1	1	13	13	0	1	0	0	0	0	0	0	0	0	0	0	W	36-22	
12/18	Cowboys	P	0	0	0	0.0	0.0	0	0	0	0	0	0	0	0	0	0	0	0	1	1	0	0	0	0	W	40-34+	
12/22	at Jets	P	1	1	0	0.0	0.0	1	0	0	0	0	0	0	0	0	0	0	0	0	0	0	0	0	0	W	19-3	
01/01	at Texans	P	2	2	0	0.0	0.0	0	0	0	0	0	0	0	0	0	0	0	0	1	1	0	0	0	0	W	31-3	
01/07	Titans	P	1	1	0	0.0	0.0	0	0	0	0	0	0	0	0	0	0	0	0	0	0	0	0	0	0	W	20-16	
<b>2022 TOTALS</b>		<b>17-3</b>	<b>23</b>	<b>19</b>	<b>4</b>	<b>0.0</b>	<b>0.0</b>	<b>2</b>	<b>1</b>	<b>1</b>	<b>1</b>	<b>13</b>	<b>13</b>	<b>0</b>	<b>1</b>	<b>1</b>	<b>0</b>	<b>0</b>	<b>0</b>	<b>14</b>	<b>8</b>	<b>6</b>	<b>0</b>	<b>0</b>	<b>0</b>	<b>0</b>	<b>9-8</b>	

+ - Overtime





**2022 GAME-BY-GAME POSTSEASON STATISTICS (JAGUARS)**

DATE	OPPONENT	P/S	TACKLES							INTERCEPTIONS					O. FUMB				ST				MISC			SCORE		
			TK	S	A	SK	YDS	TFL	YDS	QBH	NO	YDS	LG	TD	PD	FF	FR	TD	YDS	TK	S	A	FF	FR	S		A	W/L
01/14	Chargers	S	0	0	0	0.0	0.0	0	0	0	0	0	0	0	0	0	0	0	0	0	0	0	0	0	0	0	W	31-30
01/21	at Chiefs	P	1	1	0	0.0	0.0	0	0	0	0	0	0	0	0	0	0	0	0	0	0	0	0	0	0	L	20-27	
<b>2022 TOTALS</b>		<b>2-1</b>	<b>1</b>	<b>1</b>	<b>0</b>	<b>0.0</b>	<b>0.0</b>	<b>0</b>	<b>0</b>	<b>0</b>	<b>0</b>	<b>0</b>	<b>0</b>	<b>0</b>	<b>0</b>	<b>0</b>	<b>0</b>	<b>0</b>	<b>0</b>	<b>0</b>	<b>0</b>	<b>0</b>	<b>0</b>	<b>0</b>	<b>0</b>	<b>1-1</b>		

