



2019 NFL WEEK 12 GAME RELEASE

JAX AT TEN

11.24.19 | 4:05 P.M. ET | NISSAN STADIUM



JACKSONVILLE JAGUARS

1 TIAA BANK FIELD DRIVE
JACKSONVILLE, FL 32202



GAME INFORMATION

JAGUARS.COM | @JAGUARS



Jacksonville Jaguars (4-6) at Tennessee Titans (5-5)
Sunday, November 24, 2019 / 4:05 p.m. ET / Nissan Stadium (69,143)



THE OVERVIEW

In Week 12, the Jacksonville Jaguars (4-6) travel to Nashville for their second consecutive road divisional matchup to face the Tennessee Titans (5-5) at Nissan Stadium on Sunday, Nov. 24 at 4:05 p.m. ET. The Jaguars, who are seeking their first victory in Nashville since Nov. 10, (2013), defeated the Titans, 20-7, in Week 3 on Thursday Night Football. A win on Sunday would mark the first time the Jaguars have swept the Titans in a single season since 2005 and just the third time in the series history (1997). Sunday's game will be broadcast on CBS with **Ian Eagle** handling the play-by-play duties, **Dan Fouts** providing analysis and **Evan Washburn** reporting from the sidelines.

CHARK ATTACK

Second-year WR **DJ Chark Jr.** has had a breakout season in 2019, and entering Week 12, has caught 51 passes for 796 yards (15.6 rec. avg.) and eight TDs. Chark's eight TD receptions are tied for the most in the NFL this season and are tied with former TE **Mercedes Lewis** for the most through the team's first 10 games in season in franchise history, while his 15 receptions of 20-plus yards lead the AFC and rank third in the NFL. In Week 11 at Indianapolis, Chark caught eight passes for 104 yards and two TDs, marking his second game this season with 100-plus receiving yards and multiple TD receptions, tied for the most in a single season in Jaguars history. Chark joins Tampa Bay WRs **Mike Evans** and **Chris Godwin** as the only players in the NFL this season to post multiple games with at least 100 receiving yards and two-plus receiving TDs.

SACKSONVILLE

The Jaguars enter Week 12 with 33.0 sacks, the fifth-most in the NFL in 2019. First-round rookie DE **Josh Allen** leads the team with 8.0 sacks, which are tied for the most by a rookie in franchise history (DE **Yannick Ngakoue** - 2016). Allen's 8.0 sacks this season are the most by a rookie in the NFL this year and are the most through 10 career games in franchise history. Allen joins Denver LB **Von Miller** (2011) as the only players over the last 10 seasons to post at least 8.0 sacks and two forced fumbles through their first 10 career games. Ngakoue, who registered his 11th career strip-sack in Week 11 at Indianapolis, increased his career sack total to 34.5, moving him into second on the Jaguars' all-time sack list (**Tony Brackens** - 55.0). Ngakoue is the only defensive lineman in the NFL this season with at least 5.0 sacks and a pick six. The Jaguars are one of only five teams in the NFL (L.A. Rams, New England, San Francisco and Pittsburgh) to have at least three players with at least 5.0 sacks each in 2019: Allen (8.0), DL **Calais Campbell** (5.5) and Ngakoue (5.0). In Week 3 vs. Tennessee, the Jaguars totaled 9.0 sacks, the third-most in a game in franchise history.

JAGUARS WEEKLY MEDIA SCHEDULE

Wednesday, Nov. 20

11 a.m. HC **Doug Marrone** available in TV Studio
12:20 - 12:35 p.m. Practice open to media
2:10 p.m. QB **Nick Foles** available in TV Studio
2:15 - 3 p.m. Players available for interviews in locker room

Thursday, Nov. 21

11:40 a.m. DC **Todd Wash** available in TV Studio
11:50 a.m. OC **John DeFilippo** available in TV Studio
12:20 - 12:35 p.m. Practice open to media
2:10 - 2:55 p.m. Players available for interviews in locker room

Friday, Nov. 22

11:55 a.m. - 12:10 p.m. ... Practice open to media
1:20 - 2:05 p.m. Players available for interviews in locker room

Sunday, Nov. 24

4:05 p.m. ET. Kickoff at Tennessee Titans

WEEK 12 QUICK HITS

• Since 2017, Jaguars DL **Calais Campbell** has totaled 17.5 sacks against AFC South opponents, while no other player has posted more than 10.0 sacks against AFC South teams during that span. Campbell earned AFC Defensive Player of the Week honors following his 3.0-sack performance against the Titans in Week 3.

• In 2019, the Jaguars play six games outside the 1 p.m. ET window, tied for the second-most in franchise history and the most since 2008. The Jaguars are 2-1 in their three games outside the 1 p.m. window in 2019.

• RB **Leonard Fournette's** 1,183 scrimmage yards (854 rushing and 329 receiving) through Week 11 are the third-most in the NFL, the most in the AFC and the most by a Jaguars player through the team's first 11 games of a season.

• In his second start with the Jaguars in Week 11, QB **Nick Foles** completed 33 of 47 passes (70.2 comp. pct.) for 296 yards, two TDs and one INT for a passer rating of 92.2. For the season, Foles has throw for 371 yards, three TDs and one INT on 38 of 55 passing (69.1 comp. pct.) for a passer rating of 98.4.

• **Ronnie Harrison** is the only safety in the NFL with at least 2.0 sacks and two INTs in 2019. In three career games against the Titans, Harrison has totaled 15 tackles and two passes defended, including his first career INT last season at Tennessee.

• CB **Tre Herndon**, who attended Vanderbilt and went to high school in Chattanooga, has allowed the lowest passer rating (40.4) when targeted among all DBs since Week 7 (min. 20 targets).

2019 REGULAR SEASON SCHEDULE (4-6)

Date	Opponent	Time/(TV)/Result
Sun. Sept. 8	vs. Kansas City Chiefs	L, 40-26
Sun. Sept. 15	at Houston Texans	L, 13-12
Thurs. Sept. 19	vs. Tennessee Titans	W, 20-7
Sun. Sept. 29	at Denver Broncos	W, 26-24
Sun. Oct. 6	at Carolina Panthers	L, 34-27
Sun. Oct. 13	vs. New Orleans Saints	L, 13-6
Sun. Oct. 20	at Cincinnati Bengals	W, 27-17
Sun. Oct. 27	vs. New York Jets	W, 29-15
Sun. Nov. 3	vs. Houston Texans*	L, 26-3
Sun. Nov. 10	BYE WEEK	-----
Sun. Nov. 17	at Indianapolis Colts	L, 33-13
Sun. Nov. 24	at Tennessee Titans	4:05 p.m. (CBS)
Sun. Dec. 1	vs. Tampa Bay Buccaneers	1 p.m. (FOX)
Sun. Dec. 8	vs. Los Angeles Chargers	4:05 p.m. (FOX)
Sun. Dec. 15	at Oakland Raiders	4:05 p.m. (CBS)
Sun. Dec. 22	at Atlanta Falcons	1 p.m. (FOX)
Sun. Dec. 29	vs. Indianapolis Colts	1 p.m. (CBS)

• All Game Times Eastern • Bold Games Home • * at Wembley Stadium

MEDIA INFORMATION



ON THE CALL

TV BROADCAST INFORMATION: Sunday's game will be broadcast on CBS with **Ian Eagle** (play-by-play) and **Dan Fouts** (color) providing the commentary. **Evan Washburn** will report from the sidelines.

RADIO BROADCAST INFORMATION: Jaguars games and official team radio programming air live on 1010 XL AM and 92.5 FM, the team's flagship radio partner. In addition, the games are simulcast on 99.9 Gator Country. **Frank Frangie** handles the play-by-play for the Jaguars' radio broadcast, while **Tony Boselli** and **Jeff Lageman** provide the commentary. **Rick Ballou** reports from the sidelines.

The game will be broadcast nationally on ESPN Radio by **Jason Benetti** (play-by-play) and **Kelly Stoufer** (analyst). Sports USA will also broadcast the game.

2019 COACHING STAFF

On Jan. 16, 2019, the Jacksonville Jaguars finalized their coaching staff, which included the hiring of new Offensive Coordinator **John DeFilippo**. See below for the full coaching staff.

Head Coach - Doug Marrone

Offensive Staff

Offensive Coordinator - **John DeFilippo** (B)
Assistant Running Backs Coach - **John Donovan** (B)
Wide Receivers Coach - **Keenan McCardell** (F)
Tight Ends Coach - **Ron Middleton** (F)
Quarterbacks Coach - **Scott Milanovich** (F)
Offense - Research - **Eric Price** (F)
Running Backs Coach - **Terry Robiskie** (F)
Assistant Offensive Line Coach - **Tony Sparano Jr.** (B)
Offensive Line Coach - **George Warhop** (F)

Defensive Staff

Defensive Coordinator - **Todd Wash** (F)
Defensive Assistant - **Dom Capers** (B)
Linebackers Coach - **Mark Collins** (F)
Secondary Coach - Safeties - **Joe Danna** (B)
Defensive Line Coach - **Jason Rebrovich** (F)
Assistant Linebackers Coach - **Mike Rutenberg** (B)
Defensive Assistant - **Dwayne Stukes** (B)
Secondary Coach - Cornerbacks - **Tim Walton** (F)

Special Teams Staff

Special Teams Coordinator - **Joe DeCamillis** (F)
Assistant Special Teams Coordinator - **Mike Mallory** (B)

Coaching Support Staff

Director of Team Administration - **Tyler Wolf**
Assistant to the Head Coach and Administrator of Coaching Operations - **ElizaBeth Mayers**

F= On field during game
B= In coaches booth during game

2019 JAGUARS DRAFT CLASS

No.	Name	Pos.	School
1 (7)	Josh Allen	DE	Kentucky
2 (35)	Jawaan Taylor	OL	Florida
3 (69)	Josh Oliver	TE	San Jose State
3 (98)	Quincy Williams	LB	Murray State
5 (140)	Ryquell Armstead	RB	Temple
6 (178)	Gardner Minshew II	QB	Washington State
7 (235)	Dontavius Russell	DL	Auburn

PRONUNCIATION GUIDE

Ryquell Armstead	ruh-KWELL
A.J. Bouye	BOY-yay
Taven Bryan	TAY-ven
Calais Campbell	kuh-LAY-us
A.J. Cann	CAN
Austin Calitro	cuh-lee-tro
Seth DeValve	duh-VALVE
Najee Goode	NAH-jee GOOD
Abry Jones	AY-bree
Yannick Ngakoue	yah-NEEK in-GAH-kway
Cedric Ogbuehi	o-BWAY-hee
Devine Ozigbo	oh-ZIG-bo
Matt Orzech	ORR-zeck
Dawuane Smoot	duh-WAHN
Jarrold Wilson	JARE-id
Andrew Wingard	WING-urd

NFL WEEK 12 SCHEDULE

Thursday, Nov. 21

Indianapolis at Houston8:20 p.m.

Sunday, Nov. 24

Tampa Bay at Atlanta1 p.m.
Denver at Buffalo1 p.m.
New York Giants at Chicago.....1 p.m.
Pittsburgh at Cincinnati1 p.m.
Miami at Cleveland1 p.m.
Carolina at New Orleans1 p.m.
Oakland at New York Jets.....1 p.m.
Seattle at Philadelphia1 p.m.
Detroit at Washington1 p.m.
Jacksonville at Tennessee4:05 p.m.
Dallas at New England4:25 p.m.
Green Bay at San Francisco8:20 p.m.

Monday, Nov. 25

Kansas City at Los Angeles Chargers.....8:15 p.m.

All times Eastern

JAGUARS HONOR ROLL

DL Calais Campbell

AFC Defensive Player of the Week (Week 3 vs. TEN)
NFLPA Community MVP (Week 4)

K Josh Lambo

AFC Special Teams Player of the Week (Week 4 at DEN)
AFC Special Teams Player of the Week (Week 7 at CIN)

QB Gardner Minshew II

NFL Offensive Rookie of the Month (September)
Pepsi NFL Rookie of the Week (Week 1 vs. K.C.)
Pepsi NFL Rookie of the Week (Week 3 vs. TEN)
Pepsi NFL Rookie of the Week (Week 4 at DEN)
Pepsi NFL Rookie of the Week (Week 5 at CAR)
Pepsi NFL Rookie of the Week (Week 7 at CIN)

NOTE THE QUOTE: ON IMPACTING THE COMMUNITY

"The thing that makes me the most happy is that I have the ability to impact the world ... The No. 1 thing I try to do is be consistently there. I think it is easy for athletes to come in and throw a little bit of money or come in for a day, but I think you really make a difference when you are there consistently putting time in and rolling your sleeves up and really trying to affect the world each and every day."

- DL Calais Campbell

JAGUARS INFORMATION



JAGUARS-TITANS ALL-TIME SERIES

Head Coach: Mike Vrabel (since 2018 • 14-12, .538)

Stadium: Nissan Stadium (since 2008 • 69,143)

Regular Season Series: 21-28 (.429)

Home Record: 12-13 (.480)

Postseason Series: 0-1 (.000)

Road Record: 9-15 (.375)

Date	Location	Result	Attendance
Sept. 16, 2019	Jacksonville	W, 20-7	
Dec. 6, 2018	Nashville	L, 9-30	60,344
Sept. 23, 2018	Jacksonville	L, 6-9	64,015
Dec. 31, 2017	Tennessee	L, 10-15	65,501
Sept. 17, 2017	Jacksonville	L, 16-37	61,709
Dec. 24, 2016	Jacksonville	W, 38-17	59,621
Oct. 27, 2016	Tennessee	L, 22-36	61,619
Dec. 6, 2015	Tennessee	L, 39-42	57,355
Nov. 19, 2015	Jacksonville	W, 19-13	60,121
Dec. 18, 2014	Jacksonville	W, 21-13	61,202
Oct. 12, 2014	Tennessee	L, 14-16	69,143
Dec. 22, 2013	Jacksonville	L, 16-20	60,559
Nov. 10, 2013	Tennessee	W, 29-27	69,143
Dec. 30, 2012	Tennessee	L, 20-38	69,143
Nov. 25, 2012	Jacksonville	W, 24-19	63,323
Dec. 24, 2011	Tennessee	L, 17-23	69,143
Sept. 11, 2011	Jacksonville	W, 16-14	61,619
Dec. 5, 2010	Tennessee	W, 17-6	69,143
Oct. 18, 2010	Jacksonville	L, 3-30	63,625
Nov. 1, 2009	Tennessee	L, 13-30	69,143
Oct. 4, 2009	Jacksonville	W, 37-17	49,014
Nov. 16, 2008	Jacksonville	L, 14-24	65,258
Sept. 7, 2008	Tennessee	L, 10-17	69,143
Nov. 11, 2007	Tennessee	W, 28-13	69,143
Sept. 9, 2007	Jacksonville	L, 10-13	65,437
Dec. 17, 2006	Tennessee	L, 17-24	69,143
Nov. 5, 2006	Jacksonville	W, 37-7	66,524
Jan. 1, 2006	Jacksonville	W, 40-13	65,485
Nov. 20, 2005	Tennessee	W, 31-28	69,149
Nov. 21, 2004	Jacksonville	L, 15-18	69,703
Sept. 26, 2004	Tennessee	W, 15-12	68,932
Nov. 16, 2003	Tennessee	L, 3-10	68,809
Oct. 26, 2003	Jacksonville	L, 17-30	55,918
Dec. 22, 2002	Jacksonville	L, 10-28	51,033
Oct. 13, 2002	Tennessee	L, 14-23	68,804
Nov. 4, 2001	Tennessee	L, 24-28	68,798
Sept. 23, 2001	Jacksonville	W, 13-6	65,994
Nov. 26, 2000	Jacksonville	W, 16-13	65,454
Oct. 16, 2000	Tennessee	L, 13-27	68,498
**Jan. 23, 2000	Jacksonville	L, 14-33	75,206
Dec. 26, 1999	Tennessee	L, 14-41	66,641
Sept. 26, 1999	Jacksonville	L, 19-20	61,502
Dec. 13, 1998	Jacksonville	L, 13-16	65,657
Sept. 27, 1998	Tennessee	W, 27-22	34,656
Nov. 16, 1997	Jacksonville	W, 17-9	70,070
Nov. 2, 1997	Tennessee	W, 30-24	27,208
Dec. 8, 1996	Houston	W, 23-17	20,196
Sept. 8, 1996	Jacksonville	L, 27-34	66,468
Oct. 1, 1995	Houston	W, 17-16	36,346

** Playoffs

JAGUARS SUPERLATIVES

Oldest Jaguars Player: DL Calais Campbell, 33, 9/1/86

Youngest Jaguars Player: OL Jawaan Taylor, 21, 11/25/97

Heaviest Jaguars Player: OL Andrew Norwell, 325

Lightest Jaguars Player: WR Dede Westbrook, 178

Tallest Jaguars Player: DL Calais Campbell, 6-8

Shortest Jaguars Player: RB Tyler Ervin, 5-10

2019 TEAM COMPARISONS

*All based on NFL Rankings

	JAGUARS	TITANS
Record	4-6	5-5
Division Standing	4th (AFCS)	3rd (AFCS)
Turnover Margin	-1 (T-18th)	5 (T-7th)
Offense		
Yds Per Game	370.2 (12th)	319.4 (26th)
Yds Per Play	5.80 (12th)	5.37 (20th)
Points Per Game	18.9 (26th)	20.3 (T-22nd)
Possession Average	30:43 (12th)	29:03 (21st)
Rushing Yds Per Game	119.5 (13th)	113.2 (15th)
Net Passing Yds Per Game	250.7 (12th)	206.2 (26th)
Had Intercepted	5 (T-5th)	6 (T-10th)
Sacks Allowed/Yards	24/149 (16th)	42/289 (T-31st)
Third Down Pct.	34.59 (23rd)	32.50 (26th)
Red Zone TD Pct.	34.48 (32nd)	72.00 (1st)
Give-Aways	13 (T-14th)	10 (T-4th)
Defense		
Yds Per Game	353.9 (17th)	358.5 (18th)
Yds Per Play	5.70 (22nd)	5.46 (14th)
Points Per Game	22.2 (16th)	19.7 (T-7th)
Rushing Yds Per Game	134.6 (29th)	102.5 (14th)
Net Passing Yds Per Game	219.3 (8th)	256.0 (22nd)
Interceptions	8 (T-11th)	9 (T-7th)
Sacks/Yards	33/215 (5th)	27/176 (T-12th)
Third Down Pct.	38.84 (17th)	35.38 (11th)
Red Zone TD Pct.	57.58 (18th)	62.07 (27th)
Take-Aways	12 (T-21st)	15 (T-10th)
Special Teams		
Punt-Average Yds (Gross)	45.5 (18th)	47.4 (6th)
Punt-Average Yds (Net)	43.8 (2nd)	43.3 (3rd)
Punt Returns-Avg.	4.1 (31st)	6.7 (20th)
Punt Returns-Avg. Allowed	3.7 (3rd)	9.7 (26th)
Kickoff Returns-Avg.	21.3 (22nd)	21.6 (20th)
Kickoff Returns-Avg. Allowed	22.3 (T-13th)	22.1 (T-11th)
Field Goals Made	22 (3rd)	7 (T-31st)
Penalties		
Penalties/Yds	78/689 (T-25th)	71/701 (T-12th)

TEAM LEADERS

Jaguars		Titans	
CATEGORY	LEADER	CATEGORY	LEADER
Passing Yards	G. Minshew II (2,285)	Passing Yards	M. Mariota (1,179)
Rushing Yards	L. Fournette (854)	Rushing Yards	D. Henry (832)
Receiving Yards	D. Chark Jr. (796)	Receiving Yards	A. Brown (446)
Points	J. Lambo (79)	Points	D. Henry (60)
Interceptions	Two Players (2)	Interceptions	L. Ryan (3)
Sacks	J. Allen (8.0)	Sacks	H. Landry (7.0)
Tackles	M. Jack (59)	Tackles	R. Evans (82)
Net Punting Avg.	L. Cooke (43.8)	Net Punting Avg.	B. Kern (43.3)
Field Goals (%)	J. Lambo (95.7)	Field Goals (%)	C. Parkey (100.0)

JAGUARS INDIVIDUAL BESTS VS. TITANS

Category	Player	Number	Game
Passing Yards	B. Bortles	337	10/27/16 at TEN
Rushing Yards	M. Jones-Drew	186	11/1/09 at TEN
Receiving Yards	J. Smith	158	11/16/97 vs. TEN
Sacks	C. Campbell	3.0	9/19/19 vs. TEN

JAGUARS INFORMATION



BY THE NUMBERS

2.0

CB **D.J. Hayden** recorded a sack in Week 11 at Indianapolis, marking his second sack of the season, a new single season career-high. Hayden becomes the first Jaguars CB since **Aaron Colvin** (4.0) in 2015 to record at least 2.0 sacks in a season.

3

WR **DJ Chark Jr.** is one of three players in the NFL this season with at least 100 yards receiving and two receiving TDs in multiple games, joining Tampa Bay WRs **Mike Evans** and **Chris Godwin**.

9.0

The Jaguars totaled 9.0 sacks in the Week 3 win against Tennessee. The Jaguars' 9.0 sacks were tied for the third-most in a game in franchise history, marking the third time under HC **Doug Marrone** (since 2017) that the Jaguars posted at least 9.0 sacks in a single game.

21

Jacksonville has totaled 21 victories in the all-time series against Tennessee, the most wins against any opponent in franchise history.

30+

WR **DJ Chark Jr.** amassed eight receptions for 104 yards (13.0 rec. avg.) and two TDs in Week 11 at Indianapolis, including a 34-yard reception for a TD. Chark now has nine receptions for 30-plus yards this season which ranks second in the NFL only behind Vikings WR **Stefon Diggs**.

34.5

DE **Yannick Ngakoue** registered a sack-fumble in Week 11 at Indianapolis, increasing his career sack total to 34.5 and surpassing DE **Joel Smeenge** (34.0) for the second-most sacks in franchise history. Ngakoue now only trails DE **Tony Brackens** (55.0).

40.4

Since Week 7, CB **Tre Herndon** has allowed the lowest passer rating in the NFL (40.4) when targeted at least 20 times.

43.8

P **Logan Cooke** has posted a 43.8-yard net avg. through 10 games this season, the highest in the AFC and the second-highest in the NFL (min. 10 punts). Since joining the Jaguars in 2018, Cooke has pinned the ball inside the 20-yard line 55 times, the third-most punts inside the 20 in the NFL during that span.

744

Fourth-year S **Jarrod Wilson** is the only Jaguar to have played on every defensive snap this season and leads the team with a total of 744 snaps played. Wilson recorded the first INT of his career in last week's game at Indianapolis, picking off Colts QB **Jacoby Brissett** in the fourth quarter.

3,149

RB **Leonard Fournette** has gained 3,149 scrimmage yards during his three-year career, the most through 31 career games in franchise history.

2019 NFL STANDINGS

AFC EAST	W	L	T	PCT	PTS	OPP	AFC	DIV
New England	9	1	0	.900	287	108	6-1	4-0
Buffalo	7	3	0	.700	211	170	5-2	3-1
New York Jets	3	7	0	.300	164	255	0-6	0-4
Miami	2	8	0	.200	139	305	2-6	1-3

AFC NORTH	W	L	T	PCT	PTS	OPP	AFC	DIV
Baltimore	8	2	0	.800	341	196	6-2	3-1
Pittsburgh	5	5	0	.500	200	202	4-3	1-2
Cleveland	4	6	0	.400	192	228	4-3	2-0
Cincinnati	0	10	0	.000	147	276	0-6	0-3

AFC SOUTH	W	L	T	PCT	PTS	OPP	AFC	DIV
Indianapolis	6	4	0	.600	227	206	5-4	3-0
Houston	6	4	0	.600	245	232	5-2	2-1
Tennessee	5	5	0	.500	203	197	3-4	0-2
Jacksonville	4	6	0	.400	189	222	4-4	1-3

AFC WEST	W	L	T	PCT	PTS	OPP	AFC	DIV
Kansas City	7	4	0	.636	308	256	5-3	3-0
Oakland	6	4	0	.600	225	250	4-2	2-1
L.A. Chargers	4	7	0	.364	224	218	2-6	0-3
Denver	3	7	0	.300	172	197	3-4	1-2

NFC EAST	W	L	T	PCT	PTS	OPP	NFC	DIV
Dallas	6	4	0	.600	286	197	5-3	4-0
Philadelphia	5	5	0	.500	234	230	3-4	1-1
New York Giants	2	8	0	.200	203	289	2-5	1-2
Washington	1	9	0	.100	125	253	0-6	0-3

NFC NORTH	W	L	T	PCT	PTS	OPP	NFC	DIV
Green Bay	8	2	0	.800	250	205	5-1	3-0
Minnesota	8	3	0	.727	289	205	6-2	1-2
Chicago	4	6	0	.400	169	174	3-4	2-1
Detroit	3	6	1	.350	244	272	2-4-1	0-3

NFC SOUTH	W	L	T	PCT	PTS	OPP	NFC	DIV
New Orleans	8	2	0	.800	238	199	6-2	2-1
Carolina	5	5	0	.500	228	257	2-5	1-2
Atlanta	3	7	0	.300	220	262	3-4	2-0
Tampa Bay	3	7	0	.300	277	313	3-6	1-3

NFC WEST	W	L	T	PCT	PTS	OPP	NFC	DIV
San Francisco	9	1	0	.900	295	155	6-1	3-1
Seattle	8	2	0	.800	275	254	5-1	3-0
L.A. Rams	6	4	0	.600	243	198	4-3	0-2
Arizona	3	7	1	.318	248	317	2-6-1	0-3

JAGUARS TWITTER

The Jaguars utilize Twitter (@jaguars) and Facebook to provide fans with timely information, an exclusive behind the scenes look at the organization and the opportunity to engage in conversations with players and coaches. Jaguars.com senior writer John Oehser can be found on Twitter at @JohnOehser, and Jaguars senior correspondent Brian Sexton can be found on Twitter at @JagsVoice. Jaguars reporters J.P. Shadrick (@JPShadrick) and Ashlyn Sullivan (@ashlynsullivan) provide live updates during games, practices and press conferences.

HEAD COACH DOUG MARRONE



DOUG MARRONE

HEAD COACH
JOINED JAGUARS: 2015
COLLEGE: SYRACUSE

Doug Marrone was named the fifth head coach of the Jaguars on Jan. 9, 2017 after previously serving as the team's interim head coach for the final two games of the 2016 season. Marrone was originally hired as the team's assistant head coach-offense/offensive line coach on Jan. 20, 2015, following a two-year stint as the head coach for the Buffalo Bills (2013-14).

Marrone has compiled a 20-24 record as Jacksonville's head coach. In 2018, the Jaguars finished with a 5-11 record, including a 3-4 mark at TIAA Bank Field. Jacksonville began the season with a 3-1 start, but finished fourth in the division standings. The Jaguars had two players selected to the 2019 Pro Bowl: CB **Jalen Ramsey**, making his second consecutive appearance as a Pro Bowl starter, and DL **Calais Campbell**, making his second consecutive and fourth overall Pro Bowl appearance.

In his first full season as the team's head coach, Marrone finished the 2017 regular season with a 10-6 record, which was tied for the league's biggest win/loss improvement (+7) among first-year head coaches (tied with the Rams' **Sean McVay**). Marrone led the team to an AFC South division title, which was the team's first division title since winning the AFC Central in 1999. The Jaguars finished the 2017 season with the top-ranked rushing offense (141.4 yards per game) and the league's best pass defense (169.0 passing yards allowed per game) en route to their first playoff berth in a decade. Under Marrone's tutelage, the Jaguars hosted a playoff game for the first time in 18 years, defeating the Buffalo Bills, 10-3, in the AFC Wild Card. The team advanced to the AFC Championship game for the first time since 1999 after defeating the Pittsburgh Steelers, 45-42, in the AFC Divisional round, ultimately falling to the New England Patriots, 20-24.

Marrone's 2017 squad featured six Pro Bowl selections (CB **A.J. Bouye**, DL **Calais Campbell**, DT **Malik Jackson**, DE **Yannick Ngakoue**, CB **Jalen Ramsey** and LB **Telvin Smith**), while Bouye (second-team), Campbell (first-team), Ramsey (first-team) and Smith (second-team) were all named to the AP All-Pro teams.

In 2016, Marrone's offensive line allowed 34 sacks, 17 fewer than the previous season (51) and 37 fewer than in 2014 (71). The Jaguars' 34 sacks allowed were the fewest sacks allowed by the team since it yielded 31 sacks in 2007. In 2017, the Jaguars set a franchise record with 24 sacks allowed.

In his first season with the Jaguars in 2015, Marrone helped the offensive line provide protection for QB **Blake Bortles**, who set single-season franchise records with 355 completions, 606 pass attempts, 4,428 yards and 35 touchdowns. In addition, Marrone's squad blocked for rookie RB **T.J. Yeldon**, who accounted for 740 rushing yards and 279 receiving yards in 2015, becoming the first Jaguars rookie to surpass 1,000 scrimmage yards since **Maurice Jones-Drew** (1,377) in 2006. Yeldon also placed third among AFC RBs in 2016 with 84.9 scrimmage yards per game.

Prior to joining the Jaguars, Marrone compiled a 15-17 mark as the head coach of the Bills, including a 9-7 mark in 2014, the team's most wins since 2004. He became only the third coach in Bills history to win 15 games in his first two seasons (**Marv Levy**, 19; **Wade Phillips**, 21). The Bills had six Pro Bowl selections during Marrone's two seasons.

The Bills had three different players with 60 receptions in 2014 for the first time in team history (**Fred Jackson**, 65; **Sammy Watkins**, 62; **Robert Woods**, 61) and the club produced six individual 100-yard receiving games. Watkins set team rookie records for receptions and receiving yards (982). The Bills ranked sixth in the NFL in 2014 with a plus-seven turnover differential.

In 2013, Marrone's offensive unit led the AFC and finished second in the NFL in rushing (144.2 avg.), while also leading the league with a 95.5 pct. red zone efficiency mark. Rookie QB **E.J. Manuel** started 10 games and set team rookie records for passing touchdowns (11) and completions (180).

Prior to joining the Bills, Marrone spent four seasons (2009-12) as the head coach of his alma mater, Syracuse, where he led the program to a 21-17 record in his final three seasons. He guided the Orange to an 8-5 mark in 2010 and 2012 and both seasons culminated with a New Era Pinstripe Bowl championship.

The Orange set several school records in 2012, including total yards (5,681), passing yards (3,619) and first downs (300). Marrone earned the American Football Coaches Association (AFCA) Region 1 Coach of the Year honors in 2011 and was a finalist for the Liberty Mutual Coach of the Year Award.

Marrone spent seven seasons in the NFL (2002-08) before becoming a collegiate head coach. From 2006-08, Marrone served as the offensive coordinator for the New Orleans Saints. He directed an offense that led the NFL in total offense (391.5 avg. in 2006; 410.7 avg. in 2008) and passing yards per game (281.4 avg. in 2006; 311.1 in 2008) in two different seasons (2006-08). The Saints' offensive line held their opponents to the fewest sacks allowed in the NFL in 2006 (16) and tied for the fewest sacks in the NFL from 2006-08 with 52 despite leading the NFL with 1,868 passing attempts during that span. QB **Drew Brees** captured the NFL passing title in 2006 (4,418 yards) and 2008 (5,069) and became just the second passer in NFL history to eclipse 5,000 passing yards (**Dan Marino**, 1984).

Prior to Marrone's arrival in New Orleans, the franchise had never had a 4,000-yard passer or registered more than 5,700 yards of offense. Brees eclipsed 4,000 passing yards and the offense posted more than 5,700 yards in each of Marrone's three seasons with the Saints. The Saints established a team record with an NFL-best 6,264 yards of offense in 2006, 5,780 in 2007 (4th in the NFL) and led the NFL again in 2008 with 6,571 yards.

In Marrone's first season as an NFL offensive coordinator in 2006, LT **Jammal Brown** was voted to the All-Pro team and to the Pro Bowl in his first year at the position, while OG **Jahri Evans** was a unanimous All-Rookie selection. The Saints ranked fourth in the NFL in 2007 in total offense and set an NFL record for completions (440) and had franchise bests for passing first downs (222), attempts (652), touchdown passes (28) and completion percentage (67.5). In 2008, the Saints led the NFL in total offense while setting team records for points (463), total yards (6,571), net passing yards (4,977), TDS (57) and first downs (354).

Marrone was the offensive line coach of the New York Jets from 2002-05 and the team made two postseason appearances (2002, 2004) with him on the staff. In 2004, the Jets produced the NFL's third-best rushing offense (149.3 avg.) and **Curtis Martin** led the NFL with 1,697 rushing yards.

Before arriving in New York, Marrone served as tight ends/tackles coach at the University of Tennessee in 2001. He spent the 2000 season at the University of Georgia as offensive line coach after spending the previous five seasons (1995-99) at Georgia Tech where he was part of three consecutive bowl appearances. He was director of football operations for the Yellow Jackets in 1995 before coaching the tight ends in 1996 and offensive line from 1997-99.

Marrone began his coaching career in 1992 at Cortland (N.Y.) State as the school's tight ends coach before stints as the offensive line coach at U.S. Coast Guard Academy (1993) and Northeastern University in 1994. A native of Bronx, N.Y., Marrone was a sixth-round draft pick of the Los Angeles Raiders in 1986 and played two years in the NFL. He played with the Miami Dolphins in 1987 and with the Saints in 1989. He also had playing stints with Pittsburgh, Dallas and Minnesota before closing his career with the NFL Europe's London Monarchs from 1991-92. Marrone was a three-year letterman at Syracuse. He returned to Syracuse and graduated in 1991 with a degree in liberal arts.

Doug and his wife, Helen, have two daughters, Madeline and Annie, and a son, Mack.

MARRONE'S COACHING CAREER

Year	School/Team	Position
2017-	Jacksonville Jaguars	Head Coach
2015-16*	Jacksonville Jaguars	Asst. HC-Off./Off. Line Coach
2013-14	Buffalo Bills	Head Coach
2009-12	Syracuse	Head Coach
2006-08	New Orleans Saints	Offensive Coordinator
2002-05	New York Jets	Offensive Line Coach
2001	Tennessee	Tight Ends/Tackles Coach
2000	Georgia	Offensive Line Coach
1997-99	Georgia Tech	Offensive Line Coach
1996	Georgia Tech	Tight Ends Coach
1995	Georgia Tech	Director of Football Operations
1994	Northeastern	Offensive Line Coach
1993	U.S. Naval Academy	Offensive Line Coach
1992	SUNY Cortland	Tight Ends Coach

* Marrone was interim head coach for last two games in 2016

25TH SEASON



THE SILVER SEASON

First Coast fans let the world know emphatically that it was time for Jaguars football when Jacksonville defied the odds on Nov. 30, 1993 and was awarded an NFL franchise in an announcement by NFL Commissioner **Paul Tagliabue**. Now, 25 seasons after its debut in 1995, the team has rolled out a season-long celebration a quarter century in the making.



"This season represents a historic moment for not just our team, but the entire First Coast community," said Jaguars President **Mark Lamping**. "We'll celebrate the legends of the past, the players of the future and the fans that have stood by our side through it all. The 2019 season will set the stage for the next 25 years of Jaguars football in Jacksonville."

The team has developed a host of new content series for its digital platforms, including "Perspectives," a podcast hosted by Jaguars.com Senior Correspondent **Brian Sexton**. Each week, he'll interview guests who were instrumental in crafting the early identity of the Jaguars, including **Mark Brunell**, **Tony Boselli** and Jaguars Executive Vice President of Football Operations **Tom Coughlin**.

Members of the Jaguars Legends community will be honored at each home game as part of the Jaguars All-25 recognition, and all Jaguars alumni will be welcomed back for Homecoming on Oct. 13.

THE LOGO

The Jaguars' 25th season commemorative logo was introduced by Owner **Shad Khan** at the team's annual State of the Franchise in April. It will be featured in each end zone at TIAA Bank Field this season and as a jersey patch alongside the NFL 100 emblem. The commemorative logo integrates four distinct elements designed to celebrate the team and its relationship with the Jacksonville community.

The Shield: The celebratory mark is anchored by a shield encasing the Jaguars mark, the City of Jacksonville skyline and the stylized number 25. The shield is also a nod to Jacksonville's deep military tradition and the Jaguars' longstanding support of both active duty and veteran personnel. It represents the strength and resiliency of this franchise, which continues to push forward in its pursuit of becoming a championship football team.



25: The number 25 rises above the City of Jacksonville skyline, symbolizing the dawn of the next era of Jaguars football. It is displayed prominently in the team's proprietary font, Jaguars Newer Bold, which is a modern twist on classic block letters. It represents the convergence of the Jaguars' respect for tradition and progress that drives the team to push the boundaries of innovation, both on and off the field.

The Skyline: More than 25 years ago, the Jaguars were born thanks to the passion of the hardworking citizens of this community who willed the franchise into existence. The iconic skyline celebrates DUUUVAL and the fans who inspire and motivate our team on a daily basis.

Teal: The sky full of teal represents game day in Jacksonville when the city is awash in painted faces, rally towels and car flags as fans make their way to TIAA Bank Field. A mixture of blue sky and ocean waves, teal is the unique signature color of the Jaguars and a key part of team's uniforms since the inaugural season.

FROM THE MEDIA GUIDE ARCHIVES

WEEK 9: Jaguars 28, Titans 13

DATE: November 11, 2007

SITE: LP Field

The Jaguars split the season series with the Titans after a 28-13 road win in Tennessee. The game was highlighted by RB **Fred Taylor** surpassing 10,000 career rushing yards to become only the 21st player in NFL history to do so. RB **Maurice Jones-Drew** recorded his second 100-yard game of the season with 101 rushing yards and added a touchdown. RB **Greg Jones** registered a two-touchdown game. In the third quarter, LB **Mike Peterson** intercepted QB **Vince Young** and the Jaguars capitalized with a Taylor 4-yard touchdown run. The two teams exchanged touchdown drives in the fourth quarter. The Titans final drive ended when CB **Brian Williams** intercepted Young. His interception marked his third consecutive game with an interception, setting a team record.



JAGUARS ALL-25




JAGUARS ALL-25

Jaguars All-25 presented by Sharpie is a collection of the top 25 non-active players in franchise history, as voted on by members of the local media. Voting took place earlier this Spring and the team was unveiled day-by-day in the weeks leading up to training camp. Visit www.jaguars.com/all25 to view career statistics, photos and a highlight film on each player. The Jaguars will feature members of the All-25 throughout the 2019 season and introduce the entire group at halftime this weekend when the Jaguars celebrate Homecoming on October 13 at TIAA Bank Field.



PRESENTED BY
Sharpie

Rk.	Player	Years With Jaguars
1.	LT Tony Boselli	1995-2001
2.	RB Fred Taylor	1998-2008
3.	WR Jimmy Smith	1995-2005
4.	RB Maurice Jones-Drew	2006-13
5.	QB Mark Brunell	1995-2003
6.	DE Tony Brackens	1995-2003
7.	WR Keenan McCardell	1996-2001
8.	CB Rashean Mathis	2003-12
9.	DT Marcus Stroud	2001-07
10.	DT John Henderson	2002-09
11.	LB Paul Posluszny	2011-17
12.	LB Daryl Smith	2004-12
13.	G/C Brad Meester	2000-13
14.	RT Leon Searcy	1996-99
15.	LB Kevin Hardy	1996-2001
16.	SS Donovan Darius	1998-2006
17.	TE Kyle Brady	1999-2006
18.	G Vince Manuwai	2003-10
19.	LB Mike Peterson	2003-08
20.	CB Aaron Beasley	1996-2001
21.	K Josh Scobee	2004-14
22.	DT Gary Walker	1999-2001
23.	QB David Garrard	2002-10
24.	DE Joel Smeenge	1995-2000
25.	G Chris Naeole	2002-07



Former Jaguars LT **Tony Boselli** was voted No. 1 on the Jaguars All-25 team.

NO. 16 - S DONOVIN DARIUS

Former S **Donovin Darius** was named No. 16 on the Jaguars All-25 presented by Sharpie.

"I want to say thank you to the Jaguars organization and everyone that selected me to be a part of the All-25 team," said Darius. "It was an honor and a privilege to play in front of such great fans in a great community. I had a great time in Jacksonville and go Jags!"

Darius, 6-1, 225, was selected 25th overall in the 1998 NFL Draft by the Jaguars. He started all 115 games he appeared in for Jacksonville from 1998-2006, including four seasons in which he started all 16 games. He totaled 858 career tackles, seven forced fumbles and six fumbles recovered with Jacksonville. Darius' 858 tackles rank third in Jaguars history, while his 20 takeaways are the second-most in franchise history. He produced more than 100 tackles in each of his first seven seasons and he led the team with a career-high five INTs in 2004. The former Syracuse product signed a one-day contract in 2011 to retire as a Jaguar.

"The guy took great pride in his body and he built himself to be a battering ram," said **Brian Sexton**, Jaguars senior correspondent and an All-25 voting member. "That's what he was for most of his career. Battering rams don't make the hall of fame, but battering rams make a huge impact in the game and he did."

Currently, Darius lives in the Jacksonville area and serves as a transition leadership coach for corporations and teams where he speaks about how to work towards a championship mindset and develop peak performance. He is the founder and president of the Donovan Darius Foundation, a Jacksonville-based, nonprofit organization that hosts life camps and mentorship to people in the areas of personal leadership and life skills. In 2017, he wrote a book entitled "Next Level Motivation - Principles for Living Life to the Fullest."



JAGUARS IN THE COMMUNITY



JAGUARS COMMEMORATE SALUTE TO SERVICE MONTH

In advance of the team's Salute to Service game on Dec. 1, Jacksonville Jaguars players, cheerleaders, alumni and staff are participating in three weeks of military-focused initiatives throughout the community.

The team kicked off the three-week campaign on Monday, Nov. 11 by participating in the City of Jacksonville's annual Veterans Day Parade, which began right outside of TIAA Bank Field. Jaguars alumni P **Adam Podlesh**, TE **Damon Jones** and C **Dave Widell** joined members of THE ROAR, Jaxson de Ville and veterans from the Wounded Warrior Project on the Jaguars float.

On Tuesday, Nov. 12, Jaguars S **Ronnie Harrison**, RB **Tyler Ervin**, CB **Brandon Watson**, WR **Michael Walker** and LS **Matt Orzech** (pictured below) visited the 125th Fighter Wing stationed at the Jacksonville Air National Guard Base. There, the players learned how the Florida Air National Guard supports those abroad and at home. They had the opportunity to sit in an F-15, suit up in a traditional U.S. Air Force uniform and visit with the unit that recently returned from deployment in southwest Asia. The players also experienced a parachute harness and observed the landing of an F-15 fighter jet.

The team's Salute to Service award nominee, LB **Myles Jack**, partnered with Florida Survivor Outreach Services for Freedom and the National Guard to secure a private movie theater screening of the new movie, "Playing with Fire," for 125 guests on Wednesday, Nov. 13. To show support for military children and families facing injury, loss and deployment, kids and their families were treated to popcorn, drinks and spent time speaking with Jack and his teammate, LB **Keishawn Bierria**.

On Thursday, Nov. 14, more than 200 volunteers joined the entire Jaguars roster to pack 1,000 care packages to be sent to deployed servicemen and women during the upcoming holidays. The Jaguars partnered with local nonprofit St. Michael's Soldiers to fill the boxes with needed and requested items like toiletries, snacks and personal items. The entire team, including DL **Calais Campbell** (pictured right), also wrote 1,000 personal thank you cards to send inside the care packages.

The Jaguars also partnered with Joint Forces Initiative to connect Jaguars players with active-duty troops deployed stateside. More than 25 members of the U.S. Army and U.S. Navy played video games on the big screen in the West Club of TIAA Bank Field alongside players including QB **Gardner Minshew**, S **Cody Davis** (pictured right) and DL **Taven Bryan**.



OFFENSIVE NOTES



FOLES SPEED AHEAD

On March 14, 2019, the Jaguars signed QB **Nick Foles** as an unrestricted free agent. The eighth-year QB has played in 56 games with 46 starts with Philadelphia, St. Louis, Kansas City and Jacksonville. See below for his career statistics:

QB NICK FOLES, REGULAR SEASON YEAR-BY-YEAR AND CAREER STATISTICS

YEAR	TEAM	P/S	COMP.	ATT.	PCT.	YDS.	TD	INT	RTG.
2012	PHI	7/6	161	265	60.8	1,699	6	5	79.1
2013	PHI	13/10	203	317	64.0	2,891	27	2	119.2
2014	PHI	8/8	186	311	59.8	2,163	13	10	81.4
2015	STL	11/11	190	337	56.4	2,052	7	10	69.0
2016	K.C.	3/1	36	55	65.5	410	3	0	105.9
2017	PHI	7/3	57	101	56.4	537	5	2	79.5
2018	PHI	5/5	141	195	72.3	1,413	7	4	96.0
2019	JAX	2/2	38	55	69.1	371	3	1	98.4
Totals	8 yrs.	56/46	1,012	1,636	61.9	11,536	71	34	88.8

Bold: single-season career-highs

QB NICK FOLES, POSTSEASON YEAR-BY-YEAR AND CAREER STATISTICS

YEAR	TEAM	P/S	COMP.	ATT.	PCT.	YDS.	TD	INT	RTG.
2013	PHI	1/1	22	33	69.7	195	2	0	105.0
2017	PHI	3/3	77	106	72.6	971	6	1	115.7
2018	PHI	2/2	18	31	58.1	467	3	4	70.6
Totals	8 yrs.	6/6	143	210	68.1	1,633	11	5	98.8

NOTE THE QUOTE: QB NICK FOLES

"We're going to watch the film, we're going to improve, we're going to communicate and we're going to keep getting to know each other and we're going to go through this together because this is a tough game."

LATE-SEASON MAGIC

Over the past three seasons (2017-19), including the postseason, QB **Nick Foles** is tied for the third-highest winning percentage (75.0) in the NFL in games played in November or later among QBs with at least 10 starts during that span.

WINNING PERCENTAGE AS A STARTING QB, 2017-19, NOVEMBER OR LATER (MIN: 10 STARTS), REGULAR SEASON AND POSTSEASON

RK.	PLAYER	RECORD (WINNING %)
1.	QB Lamar Jackson (BAL)	9-3 (81.8)
2.	QB Andrew Luck (IND)	8-2 (80.0)
3.	QB Nick Foles (PHI/JAX)	9-3 (75.0)
	QB Tom Brady (N.E.)	18-6 (75.0)
5.	QB Drew Brees (N.O.)	16-7 (69.6)

NOTE THE QUOTE: ON LATE SEASON FOOTBALL

"It is harder, it is a lot harder. Guys have been playing for a long time. More is on the line. Offenses and teams and cultures have been developed. You never know each year that a team is developing a culture. It does not matter if you have 90 percent of your team returning. That 10 percent will affect culture and you have to bring them along. At this point, culture is a really big thing. That is the biggest challenge of stepping back in there and playing football when it has been a while. I look forward to the challenge because of the guys I get to step in the huddle with and be with on the sidelines."

- QB Nick Foles

SUPER BOWL LII MVP

QB **Nick Foles** led Philadelphia to its first Super Bowl title with a record-setting postseason performance during the 2017 season. Foles recorded a 100-plus passer rating in all three playoff games, posting 971 yards, six TDs and the highest completion percentage in NFL single-postseason history (72.6) and the third-highest passer rating in league history (115.7).

QB NICK FOLES, 2017 POSTSEASON

GAME	OPP.	P/S	COMP.	ATT.	PCT.	YDS.	TD	INT	RTG.
DIV.	ATL	1/1	23	30	76.7	246	0	0	100.1
CONF.	MIN	1/1	26	33	78.8	352	3	0	141.4
SB	N.E.	1/1	28	43	65.1	373	3	1	106.1
Totals		3/3	77	106	72.6*	971	6	1	115.7

*: NFL single postseason record

Foles secured the Lombardi Trophy for the Eagles with 373 yards and three TDs, earning Super Bowl LII MVP honors. He also became the first QB to catch a TD in the Super Bowl when he hauled in a 1-yard pass from TE **Trey Burton** on fourth down.

PASSING YARDS BY A WINNING QB, SUPER BOWL HISTORY

RK.	YEAR	PLAYER (TEAM)	PASSING YARDS
1.	2016	QB Tom Brady (N.E.)	466
2.	1999	QB Kurt Warner (STL.)	414
3.	2017	QB Nick Foles (PHI)	373
4.	1988	QB Joe Montana (S.F.)	357
5.	2003	QB Tom Brady (N.E.)	354

IN THE NICK OF TIME

QB **Nick Foles** has started and played in six postseason contests, throwing for 1,633 yards and 11 TDs on 143 of 210 passing (68.1 completion pct.). His 98.8 passer rating is the sixth-highest in NFL postseason history.

POSTSEASON CAREER PASSER RATING, MIN. 125 ATTEMPTS

RK.	PLAYER (YEARS)	PASSER RATING
1.	QB Bart Starr (1956-71)	104.8
2.	QB Kurt Warner (1998-2009)	102.8
3.	QB Drew Brees (2001-18)	100.9
4.	QB Matt Ryan (2008-18)	100.8
5.	QB Aaron Rodgers (2005-18)	99.4
6.	QB Nick Foles (2012-18)	98.8

HONOR ROLL

In addition to Super Bowl LII MVP honors, QB **Nick Foles** has earned several monthly and weekly conference player of the week awards. During his eight-year career, he has won NFC Offensive Player of the Week three times in addition to one NFC Offensive Player of the Month award.

QB NICK FOLES CONFERENCE AWARDS

YEAR	MONTH/WEEK	AWARD
2013	Week 6	NFC Offensive Player of the Week
2013	Week 9	NFC Offensive Player of the Week
2013	November	NFC Offensive Player of the Month
2018	Week 16	NFC Offensive Player of the Week

OFFENSIVE NOTES



GOOD COMPANY

In 2013 with Philadelphia, QB **Nick Foles** threw for a single-season career-high 2,891 yards with 27 TDs and two INTs. He is one of three QBs to throw for at least 25 TDs and two-or-fewer INTs in a single season in NFL history.

25-PLUS PASSING TDS, FEWER THAN TWO INTS NFL SINGLE SEASON HISTORY

Rk.	Year	Player (Team)	TD	INT
1.	2016	QB Tom Brady (N.E.)	28	2
2.	2013	QB Nick Foles (PHI)	27	2
3.	2018	QB Aaron Rodgers (G.B.)	25	2

NOTE THE QUOTES: ON QB NICK FOLES

"Nick is the right person, the right quarterback for our team and our community. Nick is a winner. He has faced adversity early in his career, but through hard work and perseverance, he led his team to a Super Bowl championship in 2017 and in so doing, he was selected as the coveted Super Bowl Most Valuable Player. Nick has earned the respect of his teammates, coaches, ownership and fans wherever he has been. We look forward to his building of relationships here in Jacksonville. People Nick has worked with from coaches to office personnel to video people to equipment all speak highly of his professionalism and his humility.

- Executive Vice President of Football Operations **Tom Coughlin**

"I was talking to some of the younger guys, some of the DBs, I was even talking to my coaches frustrated because you have a really good quarterback and there were certain plays that you were making in the past years ... You are there and even when you make the right breaks and everything, but the ball is only where the receiver can catch it. You can see that he is a leader out there, the way he carries his offense. The tempo of the offense is different, they are more upbeat, they are attacking us. That's only going to make us better."

- CB **A.J. Bouye**

"Nick Foles has done an incredible job of being a leader. He just has a real confident voice in the locker room and that is contagious. When your quarterback is confident like that and can really speak and inspire guys, it just rubs off on everyone else."

- Pro Bowl DL **Calais Campbell**

"We're excited for the opportunity of him being back in the huddle. He's a guy that a lot of guys enjoy playing with. He's been through a lot, personally, in his career and he's gone through a lot here to get back out there on the field, so having him out there was really good for us. I could tell he is excited. We came out in a walk through (on Monday) and threw about a 55-yard bomb. He's excited and ready to go."

- WR **Chris Conley**

"I think people should be excited because he's a guy that's going to prepare meticulously to go out there and leave it all on the line. He's a gunslinger. He's going to go out there and let it loose. He's a good leader of men, and he's a guy that excites people in the huddle. Some people bend and crumble under pressure and some people really excel under it. He happens to be someone that excels at the highest level under that kind of pressure knowing there are no do-overs. He does really well at that."

- WR **Chris Conley**

"The leadership that comes with being Nick Foles, being the Super Bowl winning quarterback. He's always been there, but stepping back in, he's taking back control of the offense. He's very smart and in control at all times. It's more stability from an experience standpoint. As long as you're doing your job, you can bet that Nick is doing his job. As long as you're getting open, the ball is going to be at a spot. You just catch it."

- WR **DJ Chark Jr.**

FOURNETTE FEVER

Through Week 11, RB **Leonard Fournette** has totaled 1,126 scrimmage yards (854 rushing and 329 receiving), which rank third in the NFL. His 854 rushing yards are the sixth-most in the NFL and the fourth-most in the AFC.

SCRIMMAGE YARDS, NFL, 2019

RK.	PLAYER (TEAM)	RUSH YARDS	REC. YARDS	TOTAL YARDS
1.	RB Christian McCaffrey (CAR)	1,059	517	1,576
2.	RB Dalvin Cook (MIN)	1,017	455	1,472
3.	RB Leonard Fournette (JAX)	854	329	1,183
4.	RB Nick Chubb (CLE)	1,011	166	1,177
5.	WR Michael Thomas (N.O.)	-9	1,141	1,132

RUSHING YARDS, NFL, 2019

RK.	PLAYER (TEAM)	RUSH ATTEMPTS	RUSH YARDS	YPC
1.	RB Christian McCaffrey (CAR)	199	1,059	5.32
2.	RB Dalvin Cook (MIN)	214	1,017	4.75
3.	RB Nick Chubb (CLE)	201	1,011	5.03
4.	RB Josh Jacobs (OAK)	191	923	4.83
5.	RB Marlon Mack (IND)	192	862	4.49
6.	RB Leonard Fournette (JAX)	182	854	4.69

NOTE THE QUOTES: RB LEONARD FOURNETTE

"Even at the beginning of the season — the first three games was a bit of a slump for me. I took the time with the offensive line to try and develop a better relationship — me understanding those guys and them understanding me, and just where we all come from. A lot of people are raised different and come from different backgrounds. It's always good to get to know each other more. I've been here three years, and I know them well. At the end of the day, we're all we have. We've got to be out there fighting each and every time.

- RB **Leonard Fournette**

"People that know him know he's a great guy, great teammate and things like that, so [he's] showing how he's matured and proven day by day, showing how much he cares for himself, how much he cares for the game and how much he cares for his teammates."

- DT **Abry Jones**

2(00) OF A KIND

In Week 4 at Denver, RB **Leonard Fournette** became the second Jaguars player to rush for at least 200 yards in a game, joining former RB **Fred Taylor**. Fournette gained a career-high 225 yards, the second-most in franchise history, the most in an NFL game this season and the fourth-most in a single game in the last five seasons. Fournette and Titans RB **Derrick Henry** (188 rushing yards against K.C.) have tallied the two highest rushing totals by any RBs in the NFL this season.

MOST RUSHING YARDS IN A SINGLE GAME, FRANCHISE HISTORY

RK.	PLAYER	GAME	CARRIES	YARDS
1.	RB Fred Taylor	11/19/00 at PIT	30	234
2.	RB Leonard Fournette	9/29/19 at DEN	29	225
3.	RB Fred Taylor	12/21/03 at TEN	34	194
4.	RB Maurice Jones-Drew	12/5/10 at TEN	31	186
5.	RB Fred Taylor	12/6/98 vs. DET	32	183

MOST RUSHING YARDS IN A SINGLE GAME, NFL, 2014-19

RK.	PLAYER (TEAM)	GAME	CARRIES	YARDS
1.	RB Derrick Henry (TEN)	12/6/18 vs. JAX	17	238
2.	RB Le'Veon Bell (PIT)	12/11/16 at BUF	38	236
3.	RB Doug Martin (T.B.)	11/22/15 at PHI	27	235
4.	RB Leonard Fournette (JAX)	9/29/19 at DEN	29	225
5.	RB Isaiah Crowell (NYJ)	10/7/18 vs. DEN	15	219

OFFENSIVE NOTES



COUNT 'EM UP

RB **Leonard Fournette** has gained 3,149 career scrimmage yards during his three-year career, the most through 31 career games in franchise history. Fournette has gained at least 50 scrimmage yards in all 10 games this season and recorded 100-plus scrimmage yards in five games this year.

TOTAL SCRIMMAGE YARDS, 31 GAMES PLAYED OR FEWER, FRANCHISE HISTORY

RK.	PLAYER	YEARS	SCRIMMAGE YARDS
1.	RB Leonard Fournette	2017-19	3,149
2.	RB Fred Taylor	1998-00	3,065
3.	RB Maurice Jones-Drew	2006-07	2,552
4.	WR Allen Robinson	2014-16	2,235
5.	RB T.J. Yeldon	2015-16	2,055

CENTURY MARK

RB **Leonard Fournette** has recorded at least 100 scrimmage yards in 15 games during his career, including five games this season. His 15 games with at least 100 scrimmage yards are the most in franchise history among players who have played in 31 games or fewer.

100-YARD SCRIMMAGE GAMES, 31 GAMES PLAYED OR FEWER, FRANCHISE HISTORY

RK.	PLAYER	YEARS	GAMES WITH 100-PLUS SCRIMMAGE YARDS
1.	RB Leonard Fournette	2017-19	15
2.	RB Fred Taylor	1998-99	13
3.	RB Maurice Jones-Drew	2006-07	9
4.	WR Allen Hurns	2014-15	7
5.	WR Allen Robinson	2014-15	6
	RB TJ Yeldon	2015-17	6

RUN, LEONARD, RUN

RB **Leonard Fournette** has recorded three runs of at least 60 yards this season, the most by any player in the NFL in 2019. Since entering the league in 2017, Fournette has totaled a league-leading five rushes of 60-plus yards. In the Jaguars' Week 3 victory against the Titans, Fournette broke off a 69-yard rush, the fourth-longest run of his career and his second-longest rush of this season.

60-PLUS YARD RUNS, NFL, 2017-19

RK.	PLAYER (TEAM)	60-YARD RUSHES
1.	RB Leonard Fournette (JAX)	5
2.	RB Derrick Henry (TEN)	4
3.	RB Nick Chubb (CLE)	3
4.	RB Saquon Barkley (NYG)	3

SOPHOMORE SENSATION

Second-year WR **DJ Chark Jr.** is tied for fourth in the AFC in receiving yards (796), and his eight receiving TDs are tied for the most in the NFL. He has recorded five TDs of at least 20 yards, tied for the most in the NFL and tied for the most in a single season in franchise history.

RECEIVING TOUCHDOWNS, NFL, 2019

RK.	PLAYER (TEAM)	RECEPTIONS	YARDS	REC. TDS
1.	WR DJ Chark Jr. (JAX)	51	796	8
	WR Marvin Jones (DET)	51	655	8
	WR Kenny Golladay (DET)	39	731	8
	Three Players	--	--	7

BIG PLAY CHARK

Second-year WR **DJ Chark Jr.** has recorded nine receptions of at least 30 yards this season, the second-most in the NFL. Chark's 14.9 career yards per reception avg. ranks third in franchise history, while WR **Keelan Cole** has the second-highest avg. in franchise history among players with at least 30 receptions.

30-YARD RECEPTIONS, NFL, 2019

RK.	PLAYER (TEAM)	30-PLUS YARD RECEPTIONS	REC. TDS
1.	WR Stefon Diggs (MIN)	11	5
2.	WR DJ Chark Jr. (JAX)	9	8
3.	WR Courtland Sutton (DEN)	8	4
4.	WR Kenny Golladay (DET)	7	8

YARDS PER RECEPTION, FRANCHISE HISTORY, MIN. 30 RECEPTIONS

RK.	PLAYER	RECEPTIONS	REC. YDS	YPC
1.	WR Jason Hill	36	615	17.1
2.	WR Keelan Cole	89	1,352	15.0
3.	WR DJ Chark Jr.	65	970	14.9
4.	WR Reggie Barlow	33	472	14.3
	WR Jimmy Smith	862	12,287	14.3

NOTE THE QUOTES: ON WR DJ CHARK JR.

"DJ grows every week. I think you see his confidence level just keep rising ... The thing about DJ is this also - DJ doesn't get enough credit. Receivers probably, especially DJ, doesn't get enough credit for what he does in the run game. He does some dirty jobs in there. We ask him to do a lot of things. We ask him to be a gunner on the punt team and he doesn't get enough credit for some of the dirty jobs that he does. I'm really proud of the way he handles his business."

- OC John DeFilippo

"DJ Chark has done a great job of not letting the game be too big for him, not letting the game be too fast for him. He's taken everything in stride and each game he has leveled up ... He definitely has the hot hand right now and there is a connection between him and Gardner [Minshew II]. As long as you can use that connection and make DJ comfortable and be able to move the ball down the field, we want to feed that."

- WR Chris Conley

"I've seen DJ Chark come in every day to work and just want to get better. Even when he's had good days at practice, he's come in the next day really hungry to learn. When you have that type of athletic ability and you are able to listen to critique and get better, the sky is the limit."

- WR Chris Conley

"I just come in and work. I've got receivers around me that help me every day. I thank Chris (Conley), I thank (Keelan Cole) because he's always there for me. But like I said, these guys have never given up on me even last year when the outside had comments, the guys in this locker room never doubted me. I wouldn't say surprised."

- WR DJ Chark Jr.

"He's one of the best receivers playing football right now. He's making tough catches, he's making contested catches. He's went and got the ball when it's low. He's been really good after the catch. He's found ways to get in to the end zone. He's having a phenomenal year."

- DL Calais Campbell

NOTE TO KNOW:

In Jacksonville's Week 11 game at Indianapolis, WR **DJ Chark Jr.** caught eight passes for 104 yards and two TDs. It marked his second game of the season with at least 100 yards and multiple TDs. Chark joins Tampa Bay WRs **Mike Evans** and **Chris Godwin** as the only players in the NFL with multiple games with 100-plus yards and at least two TDs in 2019.

OFFENSE AND SPECIAL TEAMS NOTES



TAKE FLIGHT

WR **Chris Conley** has recorded 29 receptions for 519 yards this season, including a career-long 70-yard TD in Week 8 versus the Jets. Conley, who signed with the Jaguars in March 2019, has the fourth-highest yards per reception avg. among receivers with at least 25 catches this season.

YARDS PER RECEPTION, NFL, 2019 (MIN: 25 RECEPTIONS)

RK.	PLAYER (TEAM)	RECEPTIONS	YARDS	YPC
1.	WR Mike Williams (LAC)	33	661	20.0
2.	WR Stefon Diggs (MIN)	46	880	19.1
3.	WR Kenny Golladay (DET)	39	731	18.7
4.	WR Chris Conley (JAX)	29	519	17.9
5.	WR Mike Evans (T.B.)	58	993	17.1

NOTE THE QUOTE: ON WR CHRIS CONLEY

"Chris is a guy I have always loved and admired and we have always been good friends. Especially in my time in KC, we just meshed real well. I'm grateful that he is here. I'm grateful that I get to play with him. I know they miss him in Kansas City. They just have a lot of guys there. Chris is a guy that can play at the highest level. He is a guy that can get the ball a lot and make a lot of plays. The thing that I admire from being his teammate and watching him from afar is if he's playing or if he's not playing, he's the same guy. He is a team guy. He loves his teammates. He can impact a room by the character and person he is and we're very fortunate to have a guy like him on this roster."

- QB Nick Foles

LAMBO-MATIC

K **Josh Lambo** has made 22 FGs this season, the third-most in the NFL. He has connected on 22 of his 23 attempts, and his 95.7 percent FG rate ranks first in the NFL among kickers with at least 15 attempts. Since signing with the Jaguars in 2017, he has made 60 of 64 attempts (93.8 pct.), the highest percentage in the NFL during that span.

FIELD GOAL PERCENTAGE, NFL, 2019 (MIN: 15 ATTEMPTS)

RK.	PLAYER (TEAM)	FGM	FGA	FG%
1.	K Josh Lambo (JAX)	22	23	95.7
2.	K Justin Tucker (BAL)	19	20	95.0
3.	K Mason Crosby (G.B.)	13	14	92.9
4.	K Chris Boswell (PIT)	18	20	90.0
5.	K Zane Gonzalez (ARI)	26	29	89.7

FIELD GOAL PERCENTAGE, NFL, 2017-2019 (MIN. 15 ATTEMPTS)

RK.	PLAYER (TEAM)	FGM	FGA	FG%
1.	K Josh Lambo (JAX)	60	64	93.8
2.	K Graham Gano (CAR)	43	46	93.5
3.	K Justin Tucker (BAL)	88	96	91.7
4.	K Robbie Gould (S.F.)	85	95	89.5
5.	K Austin Seibert (CLE)	16	18	88.9

NOTE THE QUOTE: ON K JOSH LAMBO

"Josh Lambo has been lights out. He's been automatic and he's been automatic in pressure situations. As long as Lambo can do that and help us put points on the board and control field position with those kickoffs ... He has been everything that we need."

- WR Chris Conley

CONSECUTIVE KICKS

K **Josh Lambo** made 24 consecutive FGs from Dec. 2, 2018-Nov. 3, 2019, which was tied for the longest streak in team history. Lambo owns the two longest streaks in franchise history and has made 22 of his 23 FG attempts this season.

CONSECUTIVE FGs MADE, FRANCHISE HISTORY

RK.	PLAYER	DATES	FGs MADE
1.	K Josh Lambo	Dec. 2, 2018 - Nov. 3, 2019	24
	K Josh Lambo	Nov. 19, 2017 - Nov. 11, 2018	24
3.	K Josh Scobee	Nov. 27, 2011 - Nov. 4, 2012	20
4.	K Mike Hollis	Nov. 1, 1998 - Sept. 19, 1999	20
5.	K Jason Myers	Nov. 15, 2015 - Sept. 11, 2016	16

TOP PERCENT

K **Josh Lambo**, who was acquired by Jacksonville on Oct. 17, 2017, has made 60 of 64 FGs (93.8 FG pct.) for the Jaguars, including all 37 attempts in home games. Lambo (93.8 pct.) has the highest FG pct. in franchise history among Jaguars kickers with at least 10 attempts. Lambo has connected on 22 of 23 attempts this season, including a 33-yard game-winning FG in Week 4 at Denver.

JAGUARS ALL-TIME KICKERS, (MIN: 10 ATTEMPTS)

RK.	NAME (YEARS)	GAMES	XPM/XPA	XP%	FGM/FGA	FG%
1.	K Josh Lambo (2017-19)	33	54/58	93.8	60/64	93.8
2.	K Jason Myers (2015-17)	33	62/73	84.9	57/69	82.6
3.	K John Carney (2007)	8	20/21	95.2	9/11	81.8
4.	K Josh Scobee (2004-14)	168	317/322	98.4	235/291	80.8
5.	K Mike Hollis (1995-2001)	108	239/242	98.8	175/217	80.6
6.	K Tim Seder (2002)	5	11/11	100.0	8/12	66.7
7.	K Seth Marler (2003)	16	30/30	100.0	20/33	60.6

SECOND-YEAR SPECIALIST

P **Logan Cooke**, who was selected in the seventh round (247th overall) of the 2018 NFL Draft, posted a 41.3 net punting avg. in 2018, the highest single season net punting average in franchise history. Through 10 games in 2019, Cooke has posted a 43.8 net punting average, the second-highest in the NFL (min. 10 punts) and the highest in franchise history.

HIGHEST NET PUNTING AVERAGE, NFL, 2019, (MIN. 10 PUNTS)

RK.	PLAYER (TEAM)	NET AVG.
1.	P Tress Way (WAS)	44.0
2.	P Logan Cooke (JAX)	43.8
3.	P Bryan Anger (HOU)	43.7
4.	P Brett Kern (TEN)	43.3
5.	P Cameron Johnston (PHI)	43.1

HIGHEST NET PUNTING AVERAGE, FRANCHISE HISTORY, SINGLE SEASON (MIN. 10 PUNTS)

RK.	PLAYER	YEAR	NET AVG.
1.	P Logan Cooke	2019	43.8
2.	P Logan Cooke	2018	41.3
3.	P Bryan Anger	2012	40.8
4.	P Bryan Anger	2013	40.5
5.	P Bryan Anger	2013	40.5

DEFENSIVE NOTES



DEFENDERS OF THE SOUTH

Since **Doug Marrone** took over as head coach in 2017, the Jaguars have allowed 16.4 points per game against AFC South opponents, the fewest points allowed per game to divisional foes in the AFC South. Jacksonville has allowed fewer than 10 points six times to AFC South opponents since 2017, including twice to Tennessee - Week 3 of 2018 and Week 3 of 2019.

POINTS ALLOWED PER GAME AGAINST DIVISIONAL OPPONENTS AFC SOUTH, 2017-19

Rk.	TEAM	POINTS ALLOWED	GAMES	PPG
1.	Jacksonville	262	16	16.4
2.	Houston	322	15	20.3
3.	Indianapolis	330	15	20.7
4.	Tennessee	273	14	22.1

SACKSONVILLE

Entering Week 11, the Jaguars have totaled 33.0 sacks, the fifth-most in the NFL. Since **Doug Marrone** was hired as Jacksonville's head coach in 2017, the Jaguars' 125.0 sacks during that span are the second-most in the NFL.

SACKS, NFL, 2019

Rk.	TEAM	SACKS	SACK YARDS
1.	Carolina	39.0	218
	San Francisco	39.0	310
3.	New England	37.0	254
4.	Pittsburgh	34.0	224
5.	Jacksonville	33.0	215

TONS OF TFL

Since he was drafted in 2008, DL **Calais Campbell's** 148 tackles for loss rank second in the NFL, trailing only Houston DE **J.J. Watt's** 158 tackles for loss during that span.

TACKLES FOR LOSS 2008-PRESENT, NFL

Rk.	Player (Teams)	TFL
1.	DE J.J. Watt (HOU)	158
2.	DL Calais Campbell (ARI/JAX)	148
3.	LB Terrell Suggs (BAL/ARI)	141
4.	LB Von Miller (DEN)	131
5.	LB DeMarcus Ware (DAL/DEN)	127

SEASON OF GIVING

On Thursday, Sept. 5, DL **Calais Campbell** and his CRC Foundation announced a season-long campaign of charitable giving to four deserving charities. The four organizations - Feeding Northeast Florida (September), the Clara White Mission (October), Wounded Warrior Project (November) and United Way, targeting mental health awareness (December) - will be the beneficiaries of various performance-based metrics.

SEASON OF GIVING

Category	Dollars Donated
Jaguars Win	\$1,000
Tackle for Loss	\$2,000
Half Sack	\$2,500
Sack	\$5,000
Blocked Kick/Turnover	\$10,000
Total Pledged to Date	\$65,000

CAMPBELL'S SACK LIST

DL **Calais Campbell** has sacked 44 different QBs during his 12-year career. Campbell has 1.0 sack against Titans QB **Ryan Tannehill** during his career when Tannehill was a member of the Dolphins.

CAMPBELL'S CAREER SACKS BY QB

SACKS	PLAYER	TEAM(S)	SACKS	PLAYER	TEAM(S)
5.5	QB Russell Wilson	SEA	1.5	QB Andrew Luck	IND
4.0	QB Alex Smith	K.C./S.F.		QB Ben Roethlisberger	PIT
	QB Marcus Mariota	TEN		QB Jay Cutler	CHI
	QB Sam Bradford	STL		QB Sam Darnold	NYJ
3.5	QB Tom Savage	HOU	1.0	QB Ryan Tannehill	MIA
3.0	QB Blaine Gabbert	S.F./TEN		QB Josh Johnson	WAS
	QB Jacoby Brissett	IND		QB Carson Wentz	PHI
3.0	QB Eli Manning	NYG		QB Dak Prescott	DAL
	QB Aaron Rodgers	G.B.		QB Josh McGown	NYG
	QB Colin Kaepernick	S.F.		QB Joe Flacco	BAL/DEN
	QB Deshaun Watson	HOU		QB Kirk Cousins	WAS
2.5	QB Matt Hasselback	SEA		QB Teddy Bridgewater	MIN
	QB Tavaris Jackson	SEA		QB Michael Vick	PIT
2.0	QB T.J. Yates	HOU		QB Chad Henne	JAX
	QB Andy Dalton	CIN		QB Matt Ryan	ATL
	QB Matt Stafford	DET		QB Tony Romo	DAL
	QB Drew Brees	N.O.		QB Jimmy Clausen	CAR
	QB Tom Brady	N.E.		QB Jon Kitna	DAL
	QB Austin Davis	STL		QB Brett Favre	MIN
	QB Cam Newton	CAR		QB Keith Null	STL

CONSISTENT CALAIS

DL **Calais Campbell** sacked Texans QB **Deshaun Watson** in Week 9, extending his season sack total to 5.5. Campbell has recorded 11 consecutive seasons with at least 5.0 sacks, the longest active streak in the NFL. The closest active streaks to Campbell are three players with eight consecutive seasons with at least 5.0 sacks.

AT LEAST 5.0 SACKS, CONSECUTIVE SEASONS, ACTIVE STREAKS

RK.	PLAYER (TEAMS)	SEASONS, STREAK
1.	DL Calais Campbell (ARI/JAX)	2009-19, 11
2.	DE Everson Griffin (MIN)	2012-19, 8
	DE Chandler Jones (ARI/N.E.)	2012-19, 8
	DE Cameron Jordan (N.O.)	2012-19, 8

NOTE THE QUOTES: ON DL CALAIS CAMPBELL

"Calais is my guy. He might be the best leader I've been on the same team with, to share the same badge and jersey with. He makes me want to be better. I get giddy thinking about how good of a person, how great of a teammate he is. He is Duval and I couldn't be happier to have him in the locker room."

- K Josh Lambo

"He's a special football player. From the effort he plays with, for a big guy and a big rusher ... He's a load to block and he just plays with a relentless motor."

- Rams OL **Andrew Whitworth**

DEFENSIVE NOTES



DURABLE D-LINEMAN

DL **Calais Campbell** has played in 180 games with 162 starts during his 12-year career. Campbell's 180 games played and 162 games started are both the most among active defensive linemen in the NFL.

GAMES PLAYED ACTIVE DEFENSIVE LINEMEN, NFL

RK.	PLAYER (TEAMS)	GAMES PLAYED
1.	DL Calais Campbell (ARI/JAX)	180
2.	DT Domata Peko Sr. (CIN/DEN/BAL)	170
3.	NT Ndamukong Suh (DET/MIA/LAR/T.B.)	152
4.	DT Tyson Alualu (JAX/PIT)	151
5.	DE Michael Bennett (SEA/T.B./PHI/N.E.)	150

GAMES STARTED ACTIVE DEFENSIVE LINEMEN, NFL

RK.	PLAYER (TEAMS)	GAMES STARTED
1.	DL Calais Campbell (ARI/JAX)	162
2.	DT Domata Peko Sr. (CIN/DEN/BAL)	155
3.	NT Ndamukong Suh (DET/MIA/LAR/T.B.)	152
4.	DE Cameron Jordan (N.O.)	137
5.	DT Gerald McCoy (T.B./CAR)	133

HIT THE SACKS

DL **Calais Campbell** had 3.0 sacks in Week 3 against Tennessee. Since he signed with Jacksonville prior to the 2017 season, he has eight multi-sack games (at least 1.5), tied for the fifth-most in the NFL during that span. DE **Yannick Ngakoue** has also posted eight multi-sack games since 2017.

MULTI-SACK GAMES 2017-PRESENT, NFL

RK.	PLAYER (TEAMS)	MULTI-SACK GAMES
1.	DE Cameron Jordan (N.O.)	12
2.	DT Aaron Donald (LAR)	11
	DE Chandler Jones (ARI)	10
4.	DE Ryan Kerrigan (WAS)	9
5.	DL Calais Campbell (JAX)	8
	DE Yannick Ngakoue (JAX)	8
	DE Cameron Heyward (PIT)	8
	DE Myles Garrett (CLE)	8
	LB Von Miller (DEN)	8
	LB T.J. Watt (PIT)	8

Campbell is the only player in franchise history to post multiple games with 3.0-plus sacks (3.0 vs. Tennessee on 9/19/19; 4.0 on 9/10/17 at Houston).

NGAKOUE FOR SIX

DE **Yannick Ngakoue** notched his fifth sack of the season in Week 11 at Indianapolis. Ngakoue, who also recorded a pick six in Week 7 at Cincinnati, is the only defensive lineman in the NFL with at least 5.0 sacks and a pick six this season. He is one of just three players in the NFL with at least 5.0 sacks and an INT returned for a TD.

AT LEAST 5.0 SACKS AND ONE INT RETURNED FOR A TD, NFL, 2019

PLAYER (TEAM)	SACKS	INT RETURN
DE Yannick Ngakoue (JAX)	5.0	23-yard TD
LB Jamie Collins (N.E.)	6.0	69-yard TD
S Jamal Adams (NYJ)	6.0	61-yard TD

YANN MOVES TO NO. 2

In Week 11, DE **Yannick Ngakoue** registered a sack-fumble on Colts QB **Jacoby Brissett**, increasing his career sack total to 34.5. Ngakoue's 34.5 sacks are the second-most in franchise history, trailing only DE **Tony Brackens** (55.0). His 34.5 sacks are the most through four seasons in franchise history. Ngakoue joins DE **Von Miller** as the only players over the last decade to post at least 34.5 sacks and 12 forced fumbles through 57 career games.

MOST SACKS, 57 CAREER GAMES PLAYED OR FEWER, FRANCHISE HISTORY

RK.	PLAYER	YEARS	SACKS
1.	DE Yannick Ngakoue	2016-19	34.5
2.	DE Tony Brackens	1996-00	31.0
3.	LB Kevin Hardy	1996-99	20.0
4.	DE Bobby McCray	2004-07	19.0
5.	DE Jeremy Mincey	2007-13	18.0

MOST SACKS, FRANCHISE HISTORY

RK.	PLAYER	YEARS	SACKS
1.	DE Tony Brackens	1996-03	55.0
2.	DE Yannick Ngakoue	2016-19	34.5
3.	DE Joel Smeenge	1995-00	34.0
4.	DL Calais Campbell	2017-19	30.5
5.	DT John Henderson	2002-09	30.0

HERNDON'S COVERAGE

Since Week 7, CB **Tre Herndon** has allowed the league's lowest passer rating when targeted (min. 20 targets). Herndon, who signed with the Jaguars as a rookie free agent in 2018, has started eight games and registered 37 tackles, seven passes defended and two INTs. Herndon is one of five undrafted players to post at least two INTs in a single game.

DEFENDER PASSER RATING, NFL DBs (MIN. 20 TARGETS), WEEKS 7-11

RK.	PLAYER (TEAM)	DEFENDER PASSER RATING
1.	CB Tre Herndon (JAX)	40.4
2.	CB Marcus Peters (BAL)	44.2
3.	CB Jalen Mills (PHI)	57.7

NOTE THE QUOTE: ON CB TRE HERNDON

"The first time I met Tre when he was a rookie, he was already a pro. He has always been the same every day. He's a quiet guy who keeps his head down ... Him getting two picks in one game - that was a proud moment for me. He is going to have more plays to come, and I'm excited to see it."

- CB **A.J. Bouye**

JOSHIN' AROUND

Rookie DE **Josh Allen** has totaled 8.0 sacks this season, tied with **Yannick Ngakoue** (2016) for the most by a rookie in Jaguars history. Allen joins Denver LBs **Bradley Chubb** and **Von Miller** as the only players over the last 10 seasons to post at least 8.0 sacks through 10 career games. Allen's 8.0 sacks lead all rookies in the NFL this season.

SACKS, ROOKIES, NFL

RK.	PLAYER	DRAFTED	SACKS
1.	DE Josh Allen (JAX)	1st round (7th overall)	8.0
2.	DE Nick Bosa (S.F.)	1st round (3rd overall)	7.0
3.	DE Maxx Crosby (OAK)	4th round (106th overall)	6.5
4.	DE Brian Burns (CAR)	1st round (16th overall)	4.5
	DE Chase Winovich (N.E.)	3rd round (77th overall)	4.5

LAST TIME IT HAPPENED



TEAM

OVERTIME GAME WON

REGULAR SEASON

By Jaguars — Jacksonville 20, Los Angeles Chargers 17, 11/12/17
By Opponents — at New York Jets 23, Jacksonville 20, 10/1/17

POSTSEASON

Jacksonville has never had an overtime game in the playoffs.

SHUTOUT

REGULAR SEASON

By Jaguars — Jacksonville 6, Indianapolis 0, 12/2/18
By Opponents — at Seattle 41, Jacksonville 0, 10/11/09

POSTSEASON

By Jaguars — N/A
By Opponents — N/A

SCORELESS FIRST HALF

REGULAR SEASON

By Jaguars — Jacksonville 0, Houston 13, 10/21/18
(Final: Houston 20, Jacksonville 7)
By Opponents — Tennessee 0, Jacksonville 14, 9/19/19
(Final: Tennessee 7, Jacksonville 20)

POSTSEASON

By Jaguars — N/A
By Opponents — New England 0, Jacksonville 12, 1/3/99
(Final: Jacksonville 25, New England 10)

SCORELESS SECOND HALF

REGULAR SEASON

By Jaguars — Jacksonville 0, Houston 17, 11/3/19
(Final: Houston 26, Jacksonville 3)
By Opponents — Miami 0, Jacksonville 10, 12/23/18
(Final: Miami 0, Jacksonville 17)

POSTSEASON

By Jaguars — Jacksonville 0, New England 21, 1/7/06
(Final: New England 28, Jacksonville 3)
By Opponents — Buffalo 0, Jacksonville 7, 1/7/18
(Final: Jacksonville 10, Buffalo 3)

400 TOTAL YARDS

REGULAR SEASON

By Jaguars — Jacksonville at Cincinnati, 460, 10/20/19
By Opponents — Houston at Jacksonville, 410, 11/3/19

POSTSEASON

By Jaguars — Jacksonville vs. Miami, 520, 1/15/00
By Opponents — Pittsburgh vs. Jacksonville, 545, 1/14/18

500 TOTAL YARDS

REGULAR SEASON

By Jaguars — Jacksonville at Carolina, 507, 10/6/19
By Opponents — New Orleans vs. Jacksonville, 537, 12/27/15

POSTSEASON

By Jaguars — Jacksonville vs. Miami, 520, 1/15/00
By Opponents — Pittsburgh vs. Jacksonville, 545, 1/14/18

50 POINTS SCORED

REGULAR SEASON

By Jaguars — Jacksonville vs. Indianapolis, 51 (51-16), 12/13/15
By Opponents — New England vs. Jacksonville, 51 (51-17), 9/27/15

POSTSEASON

By Jaguars — Jacksonville vs. Miami, 62 (62-17), 1/15/00
By Opponents — N/A

OFFENSE

100 YARDS RUSHING

REGULAR SEASON

By Jaguars — Leonard Fournette at Cincinnati (131 yards), 10/20/19
By Opponents — Marlon Mack (109 yards) and Jonathan Williams (116 yards) of Indianapolis, 11/17/19

POSTSEASON

By Jaguars — Leonard Fournette at Pittsburgh (109 yards), 1/14/18
By Opponents — L. Maroney of New England (122 yards), 1/12/08

200 YARDS RUSHING

REGULAR SEASON

By Jaguars — Leonard Fournette at Denver (225 yards), 9/29/19
By Opponents — Derrick Henry of Tennessee (238 yards), 12/6/18

POSTSEASON

By Jaguars — N/A
By Opponents — N/A

300 YARDS PASSING

REGULAR SEASON

By Jaguars — Gardner Minshew II at Carolina (374 yards), 10/6/19
By Opponents — Joe Flacco of Denver (303 yards), 9/29/19

POSTSEASON

By Jaguars — N/A
By Opponents — Ben Roethlisberger of Pittsburgh (462 yards), 1/14/18

400 YARDS PASSING

REGULAR SEASON

By Jaguars — Blake Bortles at Kansas City (430 yards), 10/7/18
By Opponents — Drew Brees of New Orleans (412 yards), 12/27/15

POSTSEASON

By Jaguars — N/A
By Opponents — Ben Roethlisberger of Pittsburgh (462 yards), 1/14/18

100 YARDS RECEIVING

REGULAR SEASON

By Jaguars — DJ Chark Jr. (104) at Indianapolis, 11/17/19
By Opponents — Alex Erickson (137) of Cincinnati, 10/20/19

POSTSEASON

By Jaguars — Jimmy Smith vs. Miami (136 yards), 1/15/00
By Opponents — Brandin Cooks of New England (100 yards), 1/21/18

200 YARDS RECEIVING

REGULAR SEASON

By Jaguars — Justin Blackmon at Houston (236 yards), 11/18/12
By Opponents — Josh Gordon of Cleveland (261 yards), 12/01/13

POSTSEASON

By Jaguars — N/A
By Opponents — N/A

100 YARDS RUSHING IN A HALF

REGULAR SEASON

By Jaguars — Leonard Fournette at Denver (190 in 2nd half), 9/29/19
By Opponents — Christian McCaffrey of Carolina (142 yards in 2nd half), 12/6/18

POSTSEASON

By Jaguars — Fred Taylor vs. Miami (135 in 1st half), 1/15/00
By Opponents — T. Davis of Denver (101 in 2nd half), 12/27/97

LAST TIME IT HAPPENED



OFFENSE

TWO 100-YARD RUSHERS IN SAME GAME

REGULAR SEASON

By Jaguars — R. Jennings (109 yards) & M. Jones-Drew (101 yards) vs. Oakland, 12/12/10
By Opponents — Marlon Mack (109 yards) and Jonathan Williams (116 yards) of Indianapolis, 11/17/19

POSTSEASON

By Jaguars — N/A
By Opponents — T. Davis (184 yards) & D. Loville (103 yards) of Denver, 12/27/97

100 YARDS RECEIVING IN A HALF

REGULAR SEASON

By Jaguars — DJ Chark Jr. vs. Kansas City (111 in 1st half), 9/8/19
By Opponents — Sammy Watkins of Kansas City (178 in 1st half), 9/8/19

POSTSEASON

By Jaguars — N/A
By Opponents — N/A

TWO 100-YARD RECEIVERS IN SAME GAME

REGULAR SEASON

By Jaguars — D. Westbrook (130 yards) & D. Moncrief (109 yards, TD) vs. N.Y. Jets, 9/30/18
By Opponents — J. Smith-Schuster (104) & A. Brown (117) of Pittsburgh, 11/18/18

POSTSEASON

By Jaguars — N/A
By Opponents — A. Brown (132) and V. McDonald (112) of Pittsburgh, 1/14/18

THREE TOUCHDOWNS IN A GAME

REGULAR SEASON

By Jaguars — Marcedes Lewis (3 receiving) vs. Baltimore, 9/24/17
By Opponents — Christian McCaffrey (2 rushing, 1 receiving) of Carolina, 10/6/19

POSTSEASON

By Jaguars — Leonard Fournette (3 rushing) at Pittsburgh, 1/14/18
By Opponents — N/A

FOUR TOUCHDOWNS IN A GAME

REGULAR SEASON

By Jaguars — Maurice Jones-Drew (2 rushing, 2 receiving) vs. Tampa Bay, 12/11/11
By Opponents — Derrick Henry (4 rushing) of Tennessee, 12/6/18

POSTSEASON

By Jaguars — N/A
By Opponents — N/A

30 COMPLETIONS IN A GAME

REGULAR SEASON

By Jaguars — Nick Foles at Indianapolis (33 of 47 passes), 11/17/19
By Opponents — Andrew Luck of Indianapolis (33 of 52 passes), 12/2/18

POSTSEASON

By Jaguars — N/A
By Opponents — Ben Roethlisberger of Pittsburgh (37 of 58 passes), 1/14/18

THREE TOUCHDOWN PASSES

REGULAR SEASON

By Jaguars — Gardner Minshew II vs. New York Jets, 10/27/19
By Opponents — Joe Flacco of Denver (3), 9/29/19

POSTSEASON

By Jaguars — Mark Brunell at New York Jets, 1/10/99
By Opponents — Ben Roethlisberger of Pittsburgh (5), 1/14/18

OFFENSE

FOUR TOUCHDOWN PASSES

REGULAR SEASON

By Jaguars — Blake Bortles vs. New England, 9/16/18
By Opponents — Philip Rivers of San Diego, 9/18/16

POSTSEASON

By Jaguars — N/A
By Opponents — Ben Roethlisberger of Pittsburgh (5), 1/14/18

FIVE TOUCHDOWN PASSES

REGULAR SEASON

By Jaguars — Blake Bortles at Tennessee, 12/6/15
By Opponents — Drew Brees of New Orleans, 12/27/15

POSTSEASON

By Jaguars — N/A
By Opponents — Ben Roethlisberger of Pittsburgh, 1/14/18

TWO TOUCHDOWN RECEPTIONS

REGULAR SEASON

By Jaguars — DJ Chark Jr. at Indianapolis, 11/17/19
By Opponents — Robby Anderson of New York Jets, 10/27/19

POSTSEASON

By Jaguars — Jimmy Smith vs. Miami, 1/15/00
By Opponents — Danny Amendola of New England, 1/21/18

THREE TOUCHDOWN RECEPTIONS

REGULAR SEASON

By Jaguars — Marcedes Lewis vs. Baltimore, 9/24/17
By Opponents — Sammy Watkins of Kansas City, 9/8/19

POSTSEASON

By Jaguars — N/A
By Opponents — N/A

TWO TOUCHDOWNS RUSHING

REGULAR SEASON

By Jaguars — Leonard Fournette at Buffalo, 11/25/18
By Opponents — Christian McCaffrey of Carolina, 10/6/19

POSTSEASON

By Jaguars — Leonard Fournette (3) at Pittsburgh, 1/14/18
By Opponents — N. Davenport of Pittsburgh, 1/5/08

THREE TOUCHDOWNS RUSHING

REGULAR SEASON

By Jaguars — Maurice Jones-Drew vs. St. Louis, 10/18/09
By Opponents — Derrick Henry (4 rushing) of Tennessee, 12/6/18

POSTSEASON

By Jaguars — Leonard Fournette at Pittsburgh, 1/14/18
By Opponents — N/A

TD PASS BY NON-QB

REGULAR SEASON

By Jaguars — Marqise Lee (20 yards) vs. Tennessee, 12/24/16
By Opponents — Willie Davis (22 yards) of Tennessee Oilers, 11/16/97

POSTSEASON

By Jaguars — N/A
By Opponents — N/A

LAST TIME IT HAPPENED



DEFENSE

INTERCEPTED PASS RETURNED FOR A TOUCHDOWN

REGULAR SEASON

By Jaguars — Yannick Ngakoue at Cincinnati, 10/20/19
By Opponents — Chris Jones of Kansas City (20 yards), 10/7/18

POSTSEASON

By Jaguars — Rashean Mathis (63 yards) at Pittsburgh, 1/5/08
By Opponents — A. Samuel (73 yards) of New England, 1/7/06

FUMBLE RETURNED FOR A TOUCHDOWN

REGULAR SEASON

By Jaguars — Yannick Ngakoue (67 yards) at Tennessee, 12/31/17
By Opponents — Wesley Woodyard (3 yards) of Tennessee, 12/6/15

POSTSEASON

By Jaguars — Telvin Smith Sr. (50 yards) at Pittsburgh, 1/14/18
By Opponents — O. Smith (47 yards) of New England, 1/12/97

TWO FORCED FUMBLES

REGULAR SEASON

By Jaguars — Yannick Ngakoue at Cleveland, 11/19/17
By Opponents — Whitney Mercilus of Houston, 9/15/19

POSTSEASON

By Jaguars — N/A
By Opponents — E. Robinson of Tennessee, 1/23/00

TWO SACKS

REGULAR SEASON

By Jaguars — Yannick Ngakoue at Dallas, 10/14/18
By Opponents — Whitney Mercilus of Houston, 9/15/19

POSTSEASON

By Jaguars — G. Walker vs. Miami, 1/15/00
By Opponents — L. Woodley of Pittsburgh, 1/5/08

THREE SACKS

REGULAR SEASON

By Jaguars — Calais Campbell at Houston (4.0), 9/10/17
By Opponents — Denico Autry of Indianapolis (3.0), 12/2/18

POSTSEASON

By Jaguars — N/A
By Opponents — N/A

FOUR SACKS

REGULAR SEASON

By Jaguars — Calais Campbell at Houston (4.0), 9/10/17
By Opponents — Ryan Kerrigan of Washington (4.0), 9/14/14

POSTSEASON

By Jaguars — N/A
By Opponents — N/A

ONE INTERCEPTION

REGULAR SEASON

By Jaguars — Jarrod Wilson. at Indianapolis, 11/17/19
By Opponents — R. Ya Sin of Indianapolis, 11/17/19

POSTSEASON

By Jaguars — Myles Jack at Pittsburgh, 1/14/18
By Opponents — R. Harrison of New England, 1/12/08

TWO INTERCEPTIONS

REGULAR SEASON

By Jaguars — Tre Herndon vs. New York Jets, 10/27/19
By Opponents — Tre Boston of Los Angeles Chargers, 11/12/17

DEFENSE

POSTSEASON

By Jaguars — Rashean Mathis at Pittsburgh, 1/5/08
By Opponents — N/A

SAFETY

REGULAR SEASON

By Jaguars — Leon Jacobs (tackled Tennessee WR C. Batson on punt return in the end zone), 12/6/18
By Opponents — J.J. Watt of Houston (sacked QB B. Bortles in the end zone), 12/29/14

POSTSEASON

By Jaguars — N/A
By Opponents — J. Evans & J. Fisk of Tennessee (Sacked QB M. Brunell in the end zone, 1/23/00)

FOUR PASSES DEFENSED

REGULAR SEASON

By Jaguars — Jalen Ramsey at Pittsburgh, 10/8/17
By Opponents — Orlando Scandrick of Kansas City, 10/7/18

POSTSEASON

By Jaguars — N/A
By Opponents — N/A

SPECIAL TEAMS

FIVE FIELD GOALS

REGULAR SEASON

By Jaguars — Josh Scobee at Buffalo, 10/10/10
By Opponents — Jeff Reed of Pittsburgh, 12/1/02 (6)

POSTSEASON

By Jaguars — N/A
By Opponents — N/A

55-YARD FIELD GOAL

REGULAR SEASON

By Jaguars — Josh Lambo vs. Indianapolis (55 yards), 11/11/18
By Opponents — Brett Maher of Dallas (55 yards), 10/14/18

POSTSEASON

By Jaguars — N/A
By Opponents — N/A

50-YARD FIELD GOAL

REGULAR SEASON

By Jaguars — Josh Lambo vs. Indianapolis (55 yards), 11/11/18
By Opponents — Ka'imi Fairbairn of Houston (52 yards), 11/3/19

POSTSEASON

By Jaguars — Josh Lambo at New England (54 yards), 1/21/18
By Opponents — John Hall of New York Jets (52 yards), 1/10/99

GAME-WINNING FIELD GOAL

REGULAR SEASON

By Jaguars — Josh Lambo at Denver (33 yards at 0:04), 9/29/19
By Opponents — Dustin Hopkins of Washington (36 yards at 0:04), 12/16/18

POSTSEASON

By Jaguars — Josh Scobee at Pittsburgh (25 yards at 0:37), 1/5/08
By Opponents — N/A

LAST TIME IT HAPPENED



SPECIAL TEAMS

KICKOFF RETURN FOR A TOUCHDOWN

REGULAR SEASON

By Jaguars — Marqise Lee at Houston (100 yards), 12/18/16
By Opponents — Pharoh Cooper of Los Angeles Rams (103 yards), 10/15/17

POSTSEASON

By Jaguars — N/A
By Opponents — N/A

PUNT RETURN FOR A TOUCHDOWN

REGULAR SEASON

By Jaguars — Dede Westbrook vs. Washington (74 yards), 12/16/18
By Opponents — Andre Roberts of Detroit (55 yards), 11/20/16

POSTSEASON

By Jaguars — N/A
By Opponents — N/A

BLOCKED FIELD GOAL ATTEMPT

REGULAR SEASON

By Jaguars — Calais Campbell at Carolina, 10/6/19
By Opponents — Linval Joseph of Minnesota (Jason Myers), 12/11/16

POSTSEASON

By Jaguars — N/A
By Opponents — N/A

BLOCKED FIELD GOAL RETURNED FOR A TOUCHDOWN

REGULAR SEASON

By Jaguars — Chris Hudson (58 yards) vs. Pittsburgh, 9/22/97
By Opponents — Antrel Rolle of Arizona (83 yards), 9/20/09

POSTSEASON

By Jaguars — N/A
By Opponents — N/A

BLOCKED PUNT RETURNED FOR A TOUCHDOWN

REGULAR SEASON

By Jaguars — Mike Harris (19 yards) at Tennessee, 12/30/12
By Opponents — Malcolm Brown (8 yards) of Los Angeles Rams, 10/15/17

POSTSEASON

By Jaguars — Travis Davis (29 yards) at Denver, 12/27/97
By Opponents — N/A

BLOCKED PUNT

REGULAR SEASON

By Jaguars — Dan Skuta at Indianapolis (Pat McAfee), 1/1/17
By Opponents — Cory Littleton of Los Angeles Rams (Brad Nortman), 10/15/17

POSTSEASON

By Jaguars — Travis Davis at Denver (T. Rouen), 12/27/97
By Opponents — N/A

BLOCKED EXTRA POINT

REGULAR SEASON

By Jaguars — Cody Davis vs. Houston (Ka'imi Fairbairn), 11/3/19
By Opponents — Denico Autry of Indianapolis (Josh Lambo), 11/11/18

POSTSEASON

By Jaguars — Clyde Simmons at Denver (J. Elam), 1/4/97
By Opponents — N/A

BLOCKED EXTRA POINT RETURNED FOR TWO POINTS

REGULAR SEASON

By Jaguars — Aaron Colvin at San Francisco, 12/24/17
By Opponents — N/A

POSTSEASON

By Jaguars — N/A
By Opponents — N/A

MISSED EXTRA POINT

REGULAR SEASON

By Jaguars — Josh Lambo vs. New York Jets, 10/27/19
By Opponents — Ryan Succop of Tennessee, 12/6/18

POSTSEASON

By Jaguars — N/A
By Opponents — N/A

TWO-POINT CONVERSION MADE

REGULAR SEASON

By Jaguars — Gardner Minshew II pass to Chris Conley at Cincinnati, 10/20/19
By Opponents — Sam Darnold pass to Ryan Griffin of New York Jets, 10/27/19

POSTSEASON

By Jaguars — N/A
By Opponents — Terrell Davis run of Denver, 1/4/97

TWO-POINT CONVERSION FAILED

REGULAR SEASON

By Jaguars — Nick Foles at Indianapolis (pass failed), 11/17/19
By Opponents — Ben Roethlisberger of Pittsburgh (pass failed), 11/18/18

POSTSEASON

By Jaguars — Fred Taylor vs. New England (run failed), 1/3/99
By Opponents — Ben Roethlisberger of Pittsburgh (pass failed), 1/5/08

RECOVERED OWN ONSIDE KICK

REGULAR SEASON

By Jaguars — at Kansas City (J. Lambo), 10/7/18
By Opponents — vs. Houston (Q. Demps), 12/27/11

POSTSEASON

By Jaguars — N/A
By Opponents — N/A

JAGUARS 2019 STATISTICS



Jacksonville Jaguars / Week 11 / Through Sunday, November 17, 2019 / Regular Season

Won 4, Lost 6

9/8/2019	L	26 - 40	Kansas City Chiefs
9/15/2019	L	12 - 13	at Houston Texans
9/19/2019	W	20 - 7	Tennessee Titans
9/29/2019	W	26 - 24	at Denver Broncos
10/6/2019	L	27 - 34	at Carolina Panthers
10/13/2019	L	6 - 13	New Orleans Saints
10/20/2019	W	27 - 17	at Cincinnati Bengals
10/27/2019	W	29 - 15	New York Jets
11/3/2019	L	3 - 26	Houston Texans
11/17/2019	L	13 - 33	at Indianapolis Colts

Total First Downs

	Jacksonville	Opponent
Total First Downs	189	201
Rushing	53	63
Passing	121	117
Penalty	15	21
3rd Down: Made/Att	46/133	47/121
3rd Down Pct.	34.6%	38.8%
4th Down: Made/Att	4/11	4/8
4th Down Pct.	36.4%	50.0%
Possession Avg.	30:43	29:17
Total Net Yards	3702	3539
Avg. Per Game	370.2	353.9
Total Plays	638	621
Avg. Per Play	5.8	5.7
Net Yards Rushing	1195	1346
Avg. Per Game	119.5	134.6
Total Rushes	252	255
Net Yards Passing	2507	2193
Avg. Per Game	250.7	219.3
Sacked/Yards Lost	24/149	33/215
Gross Yards	2656	2408
Attempts/Completions	362/226	333/207
Completion Pct.	62.4%	62.2%
Had Intercepted	5	8
Punts/Average	48/45.5	50/45.8
Net Punting Avg.	43.8	42.8
Penalties/Yards	78/689	63/569
Fumbles/Ball Lost	15/8	13/4
Touchdowns	18	26
Rushing	1	11
Passing	16	14
Returns	1	1

Score By Periods

	Q1	Q2	Q3	Q4	OT	Pts
Team	51	40	33	65	0	189
Opponents	61	42	44	75	0	222

Scoring

	TD	Ru	Pa	Rt	PAT	FG	2Pt	Pts
J.Lambo	0	0	0	0	13/14	22/23	0	79
D.Chark	8	0	8	0	0/0	0/0	0	48
C.Conley	2	0	2	0	0/0	0/0	1	14
K.Cole	2	0	2	0	0/0	0/0	0	12
J.O'Shaughnessy	2	0	2	0	0/0	0/0	0	12
R.Armstead	1	0	1	0	0/0	0/0	0	6
D.Westbrook	1	0	1	0	0/0	0/0	0	6
L.Fournette	1	1	0	0	0/0	0/0	0	6
Y.Ngakoue	1	0	0	1	0/0	0/0	0	6
Team	18	1	16	1	13/14	22/23	1	189
Opponents	26	11	14	1	23/25	13/16	1	222

2-Pt. Conversions: Team 1/4, Opponents: 1/1

Sacks: J.Allen 8.0, C.Campbell 5.5, Y.Ngakoue 5.0, D.Smoot 4.0, D.Hayden 2.0, R.Harrison 2.0, A.Jones 1.5, L.Jacobs 1.0, N.Goode 1.0, T.Bryan 1.0, M.Jack 0.5, M.Dareus 0.5 **Team: 32.0, Opponents: 24.0**

Rushing	No.	Yds	Avg	Long	TD
L.Fournette	182	854	4.7	81	1
G.Minshew	42	235	5.6	21	0
R.Armstead	21	65	3.1	16	0
D.Westbrook	4	20	5.0	8	0
D.Chark	2	20	10.0	20	0
M.Lee	1	1	1.0	1	0
Team	252	1195	4.7	81	1
Opponents	255	1346	5.3	84t	11

Receiving	No.	Yds	Avg	Long	TD
D.Chark	51	796	15.6	69	8
L.Fournette	47	329	7.0	26	0
D.Westbrook	36	415	11.5	33	1
C.Conley	29	519	17.9	70t	2
J.O'Shaughnessy	14	153	10.9	35	2
K.Cole	13	154	11.8	31	2
G.Swaim	13	65	5.0	9	0
R.Armstead	9	92	10.2	31	1
S.DeValve	6	68	11.3	18	0
M.Lee	3	18	6.0	8	0
J.Oliver	3	15	5.0	6	0
C.Board	1	23	23.0	23	0
B.Koyack	1	9	9.0	9	0
Team	226	2656	11.8	70t	16
Opponents	207	2408	11.6	68t	14

Interceptions	No.	Yds	Avg	Long	TD
R.Harrison	2	66	33.0	35	0
T.Herndon	2	0	0.0	0	0
A.Bouye	1	25	25.0	25	0
Y.Ngakoue	1	23	23.0	23t	1
M.Jack	1	14	14.0	14	0
J.Wilson	1	0	0.0	0	0
Team	8	128	16.0	35	1
Opponents	5	43	8.6	37	0

Punting	No	Yds	Avg	Net	TB	In	Lg	B
L.Cooke	48	2185	45.5	43.8	2	18	61	0
Team	48	2185	45.5	43.8	2	18	61	0
Opponents	50	2291	45.8	42.8	3	23	63	0

Punt Returns	Ret	FC	Yds	Avg	Long	TD
D.Westbrook	15	14	73	4.9	24	0
T.Ervin	5	0	9	1.8	6	0
M.Walker	2	0	8	4.0	7	0
Team	22	14	90	4.1	24	0
Opponents	12	20	44	3.7	10	0

Kickoff Returns	No.	Yds	Avg	Long	TD
T.Ervin	5	107	21.4	25	0
M.Walker	3	63	21.0	23	0
Team	8	170	21.3	25	0
Opponents	18	401	22.3	61	0

Field Goals	1-19	20-29	30-39	40-49	50+
J.Lambo	0/0	8/8	9/9	5/6	0/0
Team	0/0	8/8	9/9	5/6	0/0
Opponents	0/0	4/4	5/5	3/4	1/3

Fumbles Lost: G.Minshew 4, G.Minshew II 3, L.Fournette 1 **Total: 8**

Opponent Fumble Recoveries: D.Payne 1, B.Borders 1, L.Jacobs 1, R.Harrison 1 **Total: 4**

Passing	Att	Cmp	Yds	Cmp%	Yds/Att	TD	TD%	Int	Int%	Long	Sack	Lost	Rating
G.Minshew	307	188	2285	61.2%	7.4	13	4.2%	4	1.3%	70t	21/	113	92.8
N.Foles	55	38	371	69.1%	6.8	3	5.5%	1	1.8%	35t	2/	17	98.4
L.Cooke	0	0	0	0.0%	0.0	0	0.0%	0	0.0%	0	1/	19	0.0
Team	362	226	2656	62.4%	7.3	16	4.4%	5	1.4%	70t	24/	149	93.7
Opponents	333	207	2408	62.2%	7.2	14	4.2%	8	2.4%	68t	33/	215	88.0

TITANS 2019 STATISTICS



Tennessee Titans / Week 10 / Through Sunday, November 10, 2019 / Regular Season

Won 5, Lost 5

9/8/2019	W	43 - 13	at Cleveland Browns
9/15/2019	L	17 - 19	Indianapolis Colts
9/19/2019	L	7 - 20	at Jacksonville Jaguars
9/29/2019	W	24 - 10	at Atlanta Falcons
10/6/2019	L	7 - 14	Buffalo Bills
10/13/2019	L	0 - 16	at Denver Broncos
10/20/2019	W	23 - 20	Los Angeles Chargers
10/27/2019	W	27 - 23	Tampa Bay Buccaneers
11/3/2019	L	20 - 30	at Carolina Panthers
11/10/2019	W	35 - 32	Kansas City Chiefs

Total First Downs				189	202						
Rushing				55	51						
Passing				107	134						
Penalty				27	17						
3rd Down: Made/Att				39/120	46/130						
3rd Down Pct.				32.5%	35.4%						
4th Down: Made/Att				2/10	7/17						
4th Down Pct.				20.0%	41.2%						
Possession Avg.				29:03	30:57						
Total Net Yards				3194	3585						
Avg. Per Game				319.4	358.5						
Total Plays				595	657						
Avg. Per Play				5.4	5.5						
Net Yards Rushing				1132	1025						
Avg. Per Game				113.2	102.5						
Total Rushes				257	257						
Net Yards Passing				2062	2560						
Avg. Per Game				206.2	256.0						
Sacked/Yards Lost				42/289	27/176						
Gross Yards				2351	2736						
Attempts/Completions				296/192	373/236						
Completion Pct.				64.9%	63.3%						
Had Intercepted				6	9						
Punts/Average				54/47.4	43/45.7						
Net Punting Avg.				43.3	42.1						
Penalties/Yards				71/701	84/729						
Fumbles/Ball Lost				16/4	11/6						
Touchdowns				26	22						
Rushing				9	5						
Passing				15	17						
Returns				2	0						
Score By Periods				Q1	Q2	Q3	Q4	OT	Pts		
Team				34	49	44	76	0	203		
Opponents				53	55	44	45	0	197		
Scoring				TD	Ru	Pa	Rt	PAT	FG	2Pt	Pts
D.Henry				10	8	2	0	0/0	0/0	0	60
C.Santos				0	0	0	0	12/12	4/9	0	24
A.Brown				3	0	3	0	0/0	0/0	0	18
C.Parkey				0	0	0	0	5/6	3/3	0	14
D.Walker				2	0	2	0	0/0	0/0	0	12
C.Davis				2	0	2	0	0/0	0/0	0	12
T.Sharpe				2	0	2	0	0/0	0/0	0	12
R.Tannehill				1	1	0	0	0/0	0/0	1	8
D.Quessenberry				1	0	1	0	0/0	0/0	0	6
M.Butler				1	0	0	1	0/0	0/0	0	6
A.Humphries				1	0	1	0	0/0	0/0	0	6
A.Firkser				1	0	1	0	0/0	0/0	0	6
J.Smith				1	0	1	0	0/0	0/0	0	6
R.Evans				1	0	0	1	0/0	0/0	0	6
R.Succop				0	0	0	0	5/6	0/3	0	5
C.Wake				0	0	0	0	0/0	0/0	0	2
Team				26	9	15	2	22/24	7/15	1	203
Opponents				22	5	17	0	15/20	16/19	1	197

2-Pt. Conversions: Team 1/2, Opponents: 1/2

Sacks: H.Landry 7.0, L.Ryan 3.5, C.Wake 2.5, J.Casey 2.0, S.Finch 2.0, I.Mack 1.5, R.Evans 1.5, W.Woodyard 1.0, R.Gilbert 1.0, K.Correa 1.0, J.Simmons 1.0, J.Brown 1.0, D.Jones 1.0

Team: 26.0, Opponents: 42.0

Rushing	No.	Yds	Avg	Long	TD
D.Henry	187	832	4.4	68t	8
M.Mariota	24	129	5.4	15	0
R.Tannehill	19	83	4.4	25	1
D.Lewis	21	77	3.7	15	0
J.Smith	1	10	10.0	10	0
D.Dawkins	2	2	1.0	1	0
A.Humphries	1	1	1.0	1	0
B.Kern	1	0	0.0	0	0
A.Brown	1	-2	-2.0	-2	0
Team	257	1132	4.4	68t	9
Opponents	257	1025	4.0	69	5

Receiving	No.	Yds	Avg	Long	TD
A.Humphries	33	341	10.3	30	1
C.Davis	28	374	13.4	38	2
A.Brown	27	446	16.5	55t	3
J.Smith	22	287	13.0	57	1
D.Walker	21	215	10.2	29	2
D.Lewis	20	96	4.8	24	0
T.Sharpe	13	194	14.9	47	2
D.Henry	13	167	12.8	75t	2
A.Firkser	8	131	16.4	27	1
K.Raymond	3	71	23.7	52	0
D.Jennings	2	17	8.5	11	0
K.Byard	1	11	11.0	11	0
D.Quessenberry	1	1	1.0	1t	1
M.Pruitt	0	0	0.0	0	0
Team	192	2351	12.2	75t	15
Opponents	236	2736	11.6	63t	17

Interceptions	No.	Yds	Avg	Long	TD
K.Byard	3	58	19.3	28	0
L.Ryan	3	0	0.0	0	0
M.Butler	2	61	30.5	38t	1
H.Landry	1	0	0.0	0	0
Team	9	119	13.2	38t	1
Opponents	6	63	10.5	24	0

Punting	No	Yds	Avg	Net	TB	In	Lg	B
B.Kern	54	2561	47.4	43.3	2	28	70	0
Team	54	2561	47.4	43.3	2	28	70	0
Opponents	43	1966	45.7	42.1	4	17	64	0

Punt Returns	Ret	FC	Yds	Avg	Long	TD
A.Humphries	8	16	48	6.0	14	0
A.Jackson	3	1	26	8.7	17	0
Team	11	17	74	6.7	17	0
Opponents	19	13	184	9.7	42	0

Kickoff Returns	No.	Yds	Avg	Long	TD
K.Raymond	7	160	22.9	45	0
D.Jennings	7	147	21.0	26	0
A.Jackson	1	23	23.0	23	0
J.Smith	1	16	16.0	16	0
Team	16	346	21.6	45	0
Opponents	18	398	22.1	32	0

Field Goals	1-19	20-29	30-39	40-49	50+
C.Santos	0/0	0/0	1/3	2/3	1/3
R.Succop	0/0	0/0	0/0	0/2	0/1
C.Parkey	0/0	0/0	0/0	2/2	1/1
Team	0/0	0/0	1/3	4/7	2/5
Opponents	0/0	3/3	4/5	7/8	2/3

Fumbles Lost: D.Lewis 1, R.Tannehill 1, D.Henry 1, A.Jackson 1

Total: 4

Opponent Fumble Recoveries: J.Casey 2, H.Landry 2, I.Mack 1, R.Evans 1 **Total: 6**

Passing	Att	Cmp	Yds	Cmp%	Yds/Att	TD	TD%	Int	Int%	Long	Sack	Lost	Rating
M.Mariota	159	94	1179	59.1%	7.4	7	4.4%	2	1.3%	75t	25/	162	91.7
R.Tannehill	136	97	1161	71.3%	8.5	8	5.9%	4	2.9%	52	17/	127	104.4
B.Kern	1	1	11	100.0%	11.0	0	0.0%	0	0.0%	11	0/	0	112.5
Team	296	192	2351	64.9%	7.9	15	5.1%	6	2.0%	75t	42/	289	97.7
Opponents	373	236	2736	63.3%	7.3	17	4.6%	9	2.4%	63t	27/	176	90.5



ROSTER BREAKDOWN

ALPHABETICAL



NO	NAME	POS	HT	WT	DOB	AGE	EXP	COLLEGE	HOMETOWN	HOW ACQ.
41	Allen, Josh	DE	6-5	262	7/13/97	22	R	Kentucky	Montclair, N.J.	D1-'19
23	Armstead, Ryquell	RB	5-11	220	10/30/96	23	R	Temple	Millville, N.J.	D5-'19
16	Board, C.J.	WR	6-1	181	12/12/93	25	1	Chattanooga	Clarksville, Tenn.	FA-'19
31	Borders, Breon	CB	6-0	189	7/22/95	24	1	Duke	Statesville, N.C.	PS-'18
21	Bouye, A.J.	CB	6-0	191	8/16/91	28	7	Central Florida	Tucker, Ga.	UFA (Hou.)-'17
90	Bryan, Taven	DL	6-5	291	3/11/96	23	2	Florida	Casper, Wyo.	D1-'18
58	Calitro, Austin	LB	6-0	240	1/10/94	25	3	Villanova	Danbury, Conn.	W (Sea.)-'19
93	Campbell, Calais	DL	6-8	300	9/1/86	33	12	Miami (Fla.)	Aurora, Colo.	UFA (Ari.)-'17
60	Cann, A.J.	OL	6-3	315	10/3/91	28	5	South Carolina	Bamberg, S.C.	D3-'15
17	Chark Jr., DJ	WR	6-4	198	9/23/96	23	2	Louisiana State	Alexandria, La.	D2-'18
84	Cole, Keelan	WR	6-1	194	4/20/93	26	3	Kentucky Wesleyan	Louisville, Ky.	FA-'17
18	Conley, Chris	WR	6-3	205	10/25/92	27	5	Georgia	Dallas, Ga.	UFA (K.C.)-'19
9	Cooke, Logan	P	6-5	230	7/28/95	24	2	Mississippi State	Darbin, Miss.	D7b-'18
22	Davis, Cody	S	6-2	203	6/6/89	30	7	Texas Tech	Stephenville, Texas	UFA (LAR)-'18
88	DeValve, Seth	TE	6-3	245	1/29/93	26	4	Princeton	Manchester, Conn.	W (Cle.)-'19
1	Dobbs, Joshua	QB	6-3	219	1/26/95	24	3	Tennessee	Alpharetta, Ga.	T (Pit.)-'19
24	Ervin, Tyler	RB	5-10	185	10/7/93	26	4	San Jose State	San Bernardino, Calif.	W (Bal.)-'19
7	Foles, Nick	QB	6-6	243	1/20/89	30	8	Arizona	Austin, Tex.	UFA (Phi)-'19
27	Fournette, Leonard	RB	6-0	228	1/18/95	24	3	Louisiana State	New Orleans, La.	D1-'17
52	Goode, Najee	LB	6-0	244	6/4/89	30	8	West Virginia	Cleveland, Ohio	FA-'19
36	Harrison, Ronnie	S	6-3	207	4/18/97	22	2	Alabama	Tallahassee, Fla.	D3-'18
25	Hayden, D.J.	CB	5-11	190	6/27/90	29	7	Houston	Houston, Texas	UFA (Det.)-'18
30	Hayes, Tae	CB	5-9	188	8/19/97	22	R	Appalachian State	Decatur, Ala.	PS-'19
37	Herndon, Tre	CB	5-11	185	3/5/96	23	2	Vanderbilt	Chattanooga, Tenn	FA-'18
44	Jack, Myles	LB	6-1	244	9/3/95	24	4	UCLA	Scottsdale, Ariz.	D2-'16
48	Jacobs, Leon	LB	6-2	246	10/3/95	24	2	Wisconsin	San Pedro, Calif.	D7a-'18
95	Jones, Abry	DT	6-4	318	9/8/91	28	7	Georgia	Warner Robins, Ga.	FA-'13
85	Jones, Charles	TE	6-4	255	8/5/96	23	R	Tulane	New Orleans, La.	PS-'19
83	Koyack, Ben	TE	6-5	258	4/9/93	26	4	Notre Dame	Oil City, Pa	FA-'19
4	Lambo, Josh	K	6-0	215	11/19/90	29	5	Texas A&M	Lansing, Mich.	FA-'17
65	Linder, Brandon	OL	6-6	315	1/25/92	27	6	Miami (Fla.)	Southwest Ranches, Fla.	D3-'14
15	Minshew II, Gardner	QB	6-1	225	5/16/96	23	R	Washington State	Brandon, Miss.	D6-'19
91	Ngakoue, Yannick	DE	6-2	246	3/31/95	24	4	Maryland	Bowie, Md.	D3-'16
68	Norwell, Andrew	OL	6-6	325	10/25/91	28	6	Ohio State	Cincinnati, Ohio	UFA (Car.)-'18
77	Ogbuehi, Cedric	OL	6-5	308	4/25/92	27	5	Texas A&M	Allen, Texas	UFA (Cin)-'19
86	O'Leary, Nick	TE	6-3	252	8/31/92	27	4	Florida State	Palm Beach Gardens, Fla.	FA-'19
46	Orzech, Matthew	LS	6-3	246	4/12/95	24	R	Azusa Pacific	Menifee, Calif.	W (Bal.)-'19
33	Ozigbo, Devine	RB	6-2	225	10/2/96	23	R	Nebraska	Sachse, Texas	W (N.O.)-'19
54	Payne, Donald	LB	5-11	217	7/12/94	25	3	Stetson	Fayetteville, Ga.	FA-'19
76	Richardson Jr., Will	OL	6-6	306	1/4/96	23	2	North Carolina State	Burlington, N.C.	D4-'18
74	Robinson, Cam	OL	6-6	320	10/9/95	24	3	Alabama	West Monroe, La.	D2-'17
98	Russell, Dontavius	DT	6-3	320	9/18/95	24	R	Auburn	Carrollton, Ga.	D7-'19
69	Shatley, Tyler	OL	6-3	310	5/5/91	28	6	Clemson	Icard, N.C.	FA-'14
94	Smoot, Dawuane	DE	6-3	264	3/2/95	24	3	Illinois	Groveport, Ohio	D3-'17
97	Spence, Akeem	DT	6-1	303	11/29/91	27	7	Illinois	Fort Walton Beach, Fla.	FA-'19
75	Taylor, Jawaan	OL	6-5	312	11/25/97	21	R	Florida	Cocoa, Fla.	D2-'19
70	Thomas, Brandon	OL	6-3	317	2/18/91	28	2	Clemson	Spartanburg, S.C.	PS-'18
13	Walker, Michael	WR	5-11	194	10/29/96	23	R	Boston College	Naples, Fla.	PS-'19
40	Watson, Brandon	CB	5-11	198	7/11/95	24	R	Michigan	Wilmington, Del.	PS-'19
12	Westbrook, Dede	WR	6-0	178	11/21/93	25	3	Oklahoma	Cameron, Texas	D4-'17
56	Williams, Quincy	LB	5-11	225	8/28/96	23	R	Murray State	Birmingham, Ala.	D3b-'19
26	Wilson, Jarrod	S	6-2	210	2/9/94	25	4	Michigan	Akron, Ohio	FA-'16
42	Wingard, Andrew	S	6-0	209	12/5/96	22	R	Wyoming	Arvada, Colo.	FA-'19

NUMERICAL



NO	NAME	POS	HT	WT	DOB	AGE	EXP	COLLEGE	HOMETOWN	HOW ACQ.
1	Joshua Dobbs	QB	6-3	219	1/26/95	24	3	Tennessee	Alpharetta, Ga	T (Pit.)-'19
4	Josh Lambo	K	6-0	215	11/19/90	29	5	Texas A&M	Lansing, Mich.	FA-'17
7	Nick Foles	QB	6-6	243	1/20/89	30	8	Arizona	Austin, Tex.	UFA (Phi.)-'19
9	Logan Cooke	P	6-5	230	7/28/95	24	2	Mississippi State	Darbus, Miss.	D7b-'18
12	Dede Westbrook	WR	6-0	178	11/21/93	25	3	Oklahoma	Cameron, Texas	D4-'17
13	Michael Walker	WR	5-11	194	10/29/96	23	R	Boston College	Naples, Fla.	PS-'19
15	Gardner Minshew II	QB	6-1	225	5/16/96	23	R	Washington State	Brandon, Miss.	D6-'19
16	C.J. Board	WR	6-1	181	12/12/93	25	1	Chattanooga	Clarksville, Tenn.	FA-'19
17	DJ Chark Jr.	WR	6-4	198	9/23/96	23	2	Louisiana State	Alexandria, La.	D2-'18
18	Chris Conley	WR	6-3	205	10/25/92	27	5	Georgia	Dallas, Ga.	UFA (K.C.)-'19
21	A.J. Bouye	CB	6-0	191	8/16/91	28	7	Central Florida	Tucker, Ga.	UFA (Hou.)-'17
22	Cody Davis	S	6-2	203	6/6/89	30	7	Texas Tech	Stephenville, Texas	UFA (LAR.)-'18
23	Ryquell Armstead	RB	5-11	220	10/30/96	23	R	Temple	Millville, N.J.	D5-'19
24	Tyler Ervin	RB	5-10	185	10/7/93	26	4	San Jose State	San Bernardino, Calif.	W (Bal.)-'19
25	D.J. Hayden	CB	5-11	190	6/27/90	29	7	Houston	Houston, Texas	UFA (Det.)-'18
26	Jarrod Wilson	S	6-2	210	1/23/94	25	4	Michigan	Akron, Ohio	FA-'16
27	Leonard Fournette	RB	6-0	228	1/18/95	24	3	Louisiana State	New Orleans, La.	D1-'17
30	Tae Hayes	CB	5-9	188	8/19/97	22	R	Appalachian State	Decatur, Ala.	PS-'19
31	Breon Borders	CB	6-0	189	7/22/95	24	1	Duke	Statesville, N.C.	PS-'18
33	Devine Ozigbo	RB	6-2	225	10/2/96	23	R	Nebraska	Sachse, Texas	W (N.O.)-'19
36	Ronnie Harrison	S	6-3	207	4/18/97	22	2	Alabama	Tallahassee, Fla.	D3-'18
37	Tre Herndon	CB	5-11	185	3/5/96	23	2	Vanderbilt	Chattanooga, Tenn.	FA-'18
40	Brandon Watson	CB	5-11	198	7/11/95	24	R	Michigan	Wilmington, Del.	PS-'19
41	Josh Allen	DE	6-5	262	7/13/97	22	R	Kentucky	Montclair, N.J.	D1-'19
42	Andrew Wingard	S	6-0	209	12/5/96	22	R	Wyoming	Arvada, Colo.	FA-'19
44	Myles Jack	LB	6-1	244	9/3/95	24	4	UCLA	Scottsdale, Ariz.	D2-'16
46	Matthew Orzech	LS	6-3	246	4/12/95	24	R	Azusa Pacific	Menifee, Calif.	W (Bal.)-'19
48	Leon Jacobs	LB	6-2	246	10/3/95	24	2	Wisconsin	San Pedro, Calif.	D7a-'18
52	Najee Goode	LB	6-0	244	6/4/89	30	8	West Virginia	Cleveland, Ohio	FA-'19
54	Donald Payne	LB	5-11	217	7/12/94	25	3	Stetson	Fayetteville, Ga.	FA-'19
56	Quincy Williams	LB	5-11	225	8/28/96	23	R	Murray State	Birmingham, Ala.	D3b-'19
58	Austin Calitro	LB	6-0	240	1/10/94	25	3	Villanova	Danbury, Conn.	W (Sea.)-'19
60	A.J. Cann	OL	6-3	315	10/3/91	28	5	South Carolina	Bamberg, S.C.	D3-'15
65	Brandon Linder	OL	6-6	315	1/25/92	27	6	Miami (Fla.)	Southwest Ranches, Fla.	D3-'14
68	Andrew Norwell	OL	6-6	325	10/25/91	28	6	Ohio State	Cincinnati, Ohio	UFA (Car.)-'18
69	Tyler Shatley	OL	6-3	310	5/5/91	28	6	Clemson	Icard, N.C.	FA-'14
70	Brandon Thomas	OL	6-3	317	2/18/91	28	2	Clemson	Spartanburg, S.C.	PS-'18
74	Cam Robinson	OL	6-6	320	10/9/95	24	3	Alabama	West Monroe, La.	D2-'17
75	Jawaan Taylor	OL	6-5	312	11/25/97	21	R	Florida	Cocoa, Fla.	D2-'19
76	Will Richardson Jr.	OL	6-6	306	1/4/96	23	2	North Carolina State	Burlington, N.C.	D4-'18
77	Cedric Ogbuehi	OL	6-5	308	4/25/92	27	5	Texas A&M	Allen, Texas	UFA (Cin.)-'19
83	Ben Koyack	TE	6-5	258	4/9/93	26	4	Notre Dame	Oil City, Pa.	FA-'19
84	Keelan Cole	WR	6-1	194	4/20/93	26	3	Kentucky Wesleyan	Louisville, Ky.	FA-'17
85	Charles Jones	TE	6-4	255	8/5/96	23	R	Tulane	New Orleans, La.	PS-'19
86	Nick O'Leary	TE	6-3	252	8/31/92	27	4	Florida State	Palm Beach Gardens, Fla.	FA-'19
88	Seth DeValve	TE	6-3	245	1/29/93	26	4	Princeton	Manchester, Conn.	W (Cle.)-'19
90	Taven Bryan	DL	6-5	291	3/11/96	23	2	Florida	Casper, Wyo.	D1-'18
91	Yannick Ngakoue	DE	6-2	246	3/31/95	24	4	Maryland	Bowie, Md.	D3-'16
93	Calais Campbell	DL	6-8	300	9/1/86	33	12	Miami (Fla.)	Aurora, Colo.	UFA (Ari.)-'17
94	Dawuane Smoot	DE	6-3	264	3/2/95	24	3	Illinois	Groveport, Ohio	D3-'17
95	Abry Jones	DT	6-4	318	9/8/91	28	7	Georgia	Warner Robins, Ga.	FA-'13
97	Akeem Spence	DT	6-1	303	11/29/91	27	7	Illinois	Fort Walton Beach, Fla.	FA-'19
98	Dontavius Russell	DT	6-3	320	9/18/95	24	R	Auburn	Carrollton, Ga.	D7-'19

PRACTICE SQUAD

19	Terry Godwin	WR	5-11	185	10/23/96	23	R	Georgia	Hogansville, Ga.	FA-'19
35	Parry Nickerson	CB	5-10	182	10/11/94	25	2	Tulane	New Orleans, La.	FA-'19
38	Jordan Brown	CB	6-0	201	3/26/96	23	R	South Dakota State	Phoenix, Ariz.	FA-'19
43	Joe Giles-Harris	LB	6-2	234	4/1/97	22	R	Duke	Nyack, N.Y.	FA-'19
45	Keishawn Bierria	LB	6-1	223	7/26/95	24	2	Washington	Los Angeles, Calif.	FA-'19
67	Ka'John Armstrong	OL	6-5	300	5/25/96	23	R	Eastern Michigan	Detroit, Mich.	FA-'19
72	Blake Hance	OL	6-5	310	1/11/96	23	R	Northwestern	Jacksonville, Ill.	FA-'19
81	Matt Sokol	TE	6-5	249	11/9/95	24	R	Michigan State	Rochester, Mich.	FA-'19
92	Brian Price	DT	6-3	322	6/24/94	25	2	Texas-San Antonio	Lafayette, Ind.	FA-'19
96	Chuck Harris	DE	6-4	265	11/23/97	21	R	Buffalo	Detroit, Mich.	FA-'19

DEPTH CHART



Offense

WR:	18	Chris Conley	84	Keelan Cole				
LT:	74	Cam Robinson	77	Cedric Ogbuehi				
LG:	68	Andrew Norwell	70	Brandon Thomas				
C:	65	Brandon Linder	69	Tyler Shatley				
RG:	60	A.J. Cann	76	Will Richardson Jr.				
RT:	75	Jawaan Taylor	77	Cedric Ogbuehi				
TE:	88	Seth DeValve	83	Ben Koyack	85	Charles Jones	86	Nick O'Leary
WR:	12	Dede Westbrook	13	Michael Walker				
QB:	7	Nick Foles	15	Gardner Minshew II	1	Josh Dobbs		
RB:	27	Leonard Fournette	23	Ryquell Armstead	24	Tyler Ervin/33	Devine Ozigbo	
WR:	17	DJ Chark Jr.	16	C.J. Board				

Defense

DE	91	Yannick Ngakoue	41	Josh Allen		
NT	95	Abry Jones	98	Dontavious Russell		
DT	90	Taven Bryan	97	Akeem Spence		
DE	93	Calais Campbell	94	Dawuane Smoot		
WLB	52	Najee Goode	56	Quincy Williams		
MLB	44	Myles Jack	54	Donald Payne		
SLB	48	Leon Jacobs	58	Austin Calitro		
LCB	37	Tre Herndon	25	D.J. Hayden	40	Brandon Watson
FS	26	Jarrold Wilson	42	Andrew Wingard		
SS	36	Ronnie Harrison	22	Cody Davis		
RCB	21	A.J. Bouye	31	Breon Borders	30	Tae Hayes

Special Teams

PK	4	Josh Lambo				
P	9	Logan Cooke				
H	9	Logan Cooke				
LS	46	Matthew Orzech				
PR	12	Dede Westbrook	24	Tyler Ervin	13	Michael Walker
KR	24	Tyler Ervin	17	DJ Chark Jr.	13	Michael Walker

_____ = Rookie

PRONUNCIATION GUIDE

Ryquell Armstead	ruh-KWELL
A.J. Bouye	BOY-yay
Taven Bryan	TAY-ven
Calais Campbell	kuh-LAY-us
A.J. Cann	CAN
Austin Calitro	cuh-lee-tro
Seth DeValve	duh-VALVE
Najee Goode	NAH-jee GOOD
Abry Jones	AY-bree
Yannick Ngakoue	yah-NEEK in-GAH-kway
Cedric Ogbuehi	o-BWAY-hee
Devine Ozigbo	oh-ZIG-bo
Matt Orzech	ORR-zeck
Dawuane Smoot	duh-WAHN
Jarrold Wilson	JARE-id
Andrew Wingard	WING-urd

EXPERIENCE



NO	NAME	POS	HT	WT	DOB	AGE	EXP	COLLEGE	HOMETOWN
12th Year (1)									
93	Campbell, Calais	DL	6-8	300	9/1/86	32	11	Miami (Fla.)	Aurora, Co.
8th Year (2)									
7	Foles, Nick	QB	6-6	243	1/20/89	30	8	Arizona	Austin, Texas
52	Goode, Najee	LB	6-0	244	6/4/89	30	8	West Virginia	Cleveland, Ohio
7th Year (5)									
21	Bouye, A.J.	CB	6-0	191	8/16/91	28	7	Central Florida	Tucker, Ga.
22	Davis, Cody	S	6-2	203	6/6/89	30	7	Texas Tech	Stephenville, Texas
25	Hayden, D.J.	CB	5-11	190	6/27/90	29	7	Houston	Houston, Texas
95	Jones, Abry	DT	6-4	318	9/8/91	28	7	Georgia	Warner Robins, Ga.
97	Spence, Akeem	DT	6-1	303	11/29/91	27	7	Illinois	Fort Walton Beach, Fla.
6th Year (3)									
65	Linder, Brandon	OL	6-6	315	1/25/92	27	6	Miami (Fla.)	Southwest Ranches, Fla.
68	Norwell, Andrew	OL	6-6	325	10/25/91	27	6	Ohio State	Cincinnati, Ohio
69	Shatley, Tyler	OL	6-3	310	5/5/91	28	6	Clemson	Icard, N.C.
5th Year (4)									
60	Cann, A.J.	OL	6-3	315	10/3/91	27	5	South Carolina	Bamberg, S.C.
18	Conley, Chris	WR	6-3	205	10/25/92	26	5	Georgia	Dallas, Ga.
4	Lambo, Josh	K	6-0	215	11/19/90	28	5	Texas A&M	Lansing, Mich.
77	Ogbuehi, Cedric	OL	6-5	308	4/25/92	27	5	Texas A&M	Allen, Texas
4th Year (7)									
88	DeValve, Seth	TE	6-3	245	1/29/93	26	4	Princeton	Manchester, Conn.
24	Ervin, Tyler	RB	5-10	182	10/7/93	26	4	San José State	San Bernardino, Calif.
44	Jack, Myles	LB	6-1	244	9/3/95	24	4	UCLA	Scottsdale, Ariz.
83	Koyack, Ben	TE	6-5	258	4/9/93	26	4	Notre Dame	Oil City, Pa.
91	Ngakoué, Yannick	DE	6-2	246	3/31/95	24	4	Maryland	Bowie, Md.
86	O'Leary, Nick	TE	6-3	252	8/31/92	27	5	Florida State	Palm Beach Gardens, Fla.
26	Wilson, Jarrod	S	6-2	210	2/9/94	25	4	Michigan	Akron, Ohio
3rd Year (8)									
58	Calitro, Austin	LB	6-0	240	1/10/94	25	3	Villanova	Danbury, Conn.
84	Cole, Keelan	WR	6-1	194	4/20/93	26	3	Kentucky Wesleyan	Louisville, Ky.
1	Dobbs, Joshua	QB	6-3	216	1/26/95	24	3	Tennessee	Alpharetta, Ga.
27	Fournette, Leonard	RB	6-0	228	1/18/95	24	3	Louisiana State	New Orleans, La.
54	Payne, Donald	LB	5-11	217	7/12/94	25	3	Stetson	Fayetteville, Ga.
74	Robinson, Cam	OL	6-6	320	10/9/95	24	3	Alabama	West Monroe, La.
94	Smoot, Dawuane	DE	6-3	264	3/21/95	24	3	Illinois	Groveport, Ohio
12	Westbrook, Dede	WR	6-0	178	11/21/93	25	3	Oklahoma	Cameron, Texas
2nd Year (8)									
90	Bryan, Taven	DL	6-5	291	3/11/96	23	2	Florida	Casper, Wyo.
17	Chark Jr., DJ	WR	6-4	198	9/23/96	23	2	Louisiana State	Alexandria, La.
9	Cooke, Logan	P	6-5	230	7/28/95	24	2	Mississippi State	Darbin, Miss.
36	Harrison, Ronnie	S	6-3	207	4/18/97	22	2	Alabama	Tallahassee, Fla.
41	Herndon, Tre	CB	5-11	185	3/5/96	23	2	Vanderbilt	Chattanooga, Tenn.
48	Jacobs, Leon	LB	6-2	246	10/3/95	24	2	Wisconsin	San Pedro, Calif.
76	Richardson Jr., Will	OL	6-6	306	1/4/96	23	2	North Carolina State	Burlington, N.C.
70	Thomas, Brandon	OL	6-3	317	2/18/91	28	2	Clemson	Spartanburg, S.C.
1st Year (2)									
16	Board, C.J.	WR	6-1	181	12/12/93	25	1	Chattanooga	Clarksville, Tenn.
31	Borders, Breon	CB	6-0	189	7/22/95	24	1	Duke	Statesville, N.C.
Rookies (13)									
41	Allen, Josh	DE	6-5	262	7/13/97	22	R	Kentucky	Montclair, N.J.
23	Armstead, Ryquell	RB	5-11	220	10/30/96	23	R	Temple	Millville, N.J.
30	Hayes, Tae	CB	5-9	188	8/19/97	22	R	Appalachian State	Decatur, Ala.
85	Jones, Charles	TE	6-4	255	8/5/96	23	R	Tulane	New Orleans, La.
15	Minshew II, Gardner	QB	6-1	225	5/16/96	23	R	Washington State	Flowood, Miss.
46	Orzech, Matthew	LS	6-3	246	4/12/95	24	R	Azusa Pacific	Menifee, Calif.
33	Ozigbo, Devine	RB	6-2	225	10/2/96	23	R	Nebraska	Sachse, Texas
98	Russell, Dontavious	DT	6-3	320	9/18/95	24	R	Auburn	Carrollton, Ga.
75	Taylor, Jawaan	OL	6-5	312	11/25/97	21	R	Florida	Cocoa, Fla.
13	Walker, Michael	WR	5-11	194	10/29/96	23	R	Boston College	Naples, Fla.
40	Watson, Brandon	CB	5-11	198	7/11/95	24	R	Michigan	Wilmington, Del.
56	Williams, Quincy	LB	5-11	225	8/28/96	23	R	Murray State	Birmingham, Ala.
42	Wingard, Andrew	S	6-0	209	12/5/96	22	R	Wyoming	Arvada, Colo.

BY POSITION



OFFENSE (26)

	NO	NAME	POS	HT	WT	EXP	COLLEGE
3	QUARTERBACKS						
	1	Dobbs, Joshua	QB	6-3	216	3	Tennessee
	7	Foles, Nick	QB	6-6	243	8	Arizona
	15	Minshew II, Gardner	QB	6-1	225	R	Washington State
4	RUNNING BACKS/FULLBACKS						
	23	Armstead, Ryquell	RB	5-11	220	R	Temple
	24	Ervin, Tyler	RB	5-10	185	4	San Jose State
	27	Fournette, Leonard	RB	6-0	228	3	Louisiana State
	33	Ozigbo, Devine	RB	6-2	225	R	Nebraska
6	WIDE RECEIVERS						
	12	Westbrook, Dede	WR	6-0	178	3	Oklahoma
	13	Walker, Michael	WR	5-11	194	R	Boston College
	16	Board, C.J.	WR	6-1	181	1	Chattanooga
	17	Chark Jr., DJ	WR	6-4	198	2	Louisiana State
	18	Conley, Chris	WR	6-3	205	5	Georgia
	84	Cole, Keelan	WR	6-1	194	3	Kentucky Wesleyan
4	TIGHT ENDS						
	83	Koyack, Ben	TE	6-5	258	4	Notre Dame
	85	Jones, Charles	TE	6-4	255	R	Tulane
	86	O'Leary, Nick	TE	6-3	252	4	Florida State
	88	DeValve, Seth	TE	6-3	245	4	Princeton
9	OFFENSIVE LINEMEN						
	60	Cann, A.J.	OL	6-3	315	5	South Carolina
	65	Linder, Brandon	OL	6-6	315	6	Miami (Fla.)
	68	Norwell, Andrew	OL	6-6	325	6	Ohio State
	69	Shatley, Tyler	OL	6-3	310	4	Clemson
	70	Thomas, Brandon	OL	6-3	317	2	Clemson
	74	Robinson, Cam	OL	6-6	320	3	Alabama
	75	Taylor, Jawaan	OL	6-5	312	R	Florida
	76	Richardson Jr, Will	OL	6-6	306	2	North Carolina State
	77	Ogbuehi, Cedric	OL	6-5	308	5	Texas A&M

SPECIAL TEAMS (3)

3	KICKERS/SPECIALISTS						
	4	Lambo, Josh	K	6-0	215	5	Texas A&M
	9	Cooke, Logan	P	6-5	230	2	Mississippi State
	46	Orzech, Matthew	LS	6-3	246	R	Azusa Pacific

DEFENSE (24)

8	DEFENSIVE LINEMEN						
	41	Allen, Josh	DE	6-5	262	R	Kentucky
	90	Bryan, Taven	DL	6-5	291	2	Florida
	91	Ngakoue, Yannick	DE	6-2	246	4	Maryland
	93	Campbell, Calais	DL	6-8	300	12	Miami (Fla.)
	94	Smoot, Dawuane	DE	6-3	264	3	Illinois
	95	Jones, Abry	DT	6-4	318	7	Georgia
	97	Spence, Akeem	DT	6-1	303	7	Illinois
	98	Russell, Dontavious	DL	6-3	220	R	Auburn
6	LINEBACKERS						
	44	Jack, Myles	LB	6-1	244	4	UCLA
	48	Jacobs, Leon	LB	6-2	246	2	Wisconsin
	52	Goode, Najee	LB	6-0	244	8	West Virginia
	54	Payne, Donald	LB	5-11	217	3	Stetson
	56	Williams, Quincy	LB	5-11	225	R	Murray State
	58	Calitro, Austin	LB	6-0	240	3	Villanova
10	DEFENSIVE BACKS						
	21	Bouye, A.J.	CB	6-0	191	7	Central Florida
	22	Davis, Cody	S	6-2	203	7	Texas Tech
	25	Hayden, D.J.	CB	5-11	190	7	Houston
	26	Wilson, Jarrod	S	6-2	210	4	Michigan
	30	Hayes, Tae	CB	5-9	188	R	Appalachian State
	31	Borders, Breon	CB	6-0	189	1	Duke
	36	Harrison, Ronnie	S	6-3	207	2	Alabama
	37	Herrndon, Tre	CB	5-11	185	2	Vanderbilt
	40	Watson, Brandon	CB	5-11	198	R	Michigan
	42	Wingard, Andrew	S	6-0	209	R	Wyoming

HOW BUILT



Year	Rookie, Veteran And First-Year Free Agents (14)	Unrestricted Free Agents (8)	Trades (1)	Practice Squad (6)	Waivers (4)	College Draft (20)
2013	DT Abry Jones					
2014	OL Tyler Shatley					OL Brandon Linder
2015						OL A.J. Cann
2016	S Jarrod Wilson					LB Myles Jack DE Yannick Ngakoue
2017	WR Keelan Cole K Josh Lambo	CB A.J. Bouye DL Calais Campbell				RB Leonard Fournette OL Cam Robinson DE Dawuane Smoot WR Dede Westbrook
2018	CB Tre Herndon	S Cody Davis CB D.J. Hayden OL Andrew Norwell		CB Breon Borders (JAX) OL Brandon Thomas (JAX)		DL Taven Bryan WR DJ Chark Jr. S Ronnie Harrison OL Will Richardson Jr. LB Leon Jacobs P Logan Cooke
2019	WR C.J. Board LB Najee Goode S Andrew Wingard LB Austin Calitro TE Ben Koyack LB Donald Payne DT Akeem Spence TE Nick O'Leary	WR Chris Conley OL Cedric Ogbuehi QB Nick Foles	QB Josh Dobbs (PIT)	CB Tae Hayes (JAX) CB Brandon Watson (JAX) WR Michael Walker (JAX) TE Charles Jones (JAX)	TE Seth DeValve (CLE) RB Tyler Ervin (BAL) LS Matthew Orzech (BAL) RB Devine Ozigbo (N.O.)	DE Josh Allen OL Jawaan Taylor LB Quincy Williams RB Ryquell Armstead QB Gardner Minshew II DT Dontavious Russell

2019 COACHING STAFF

Head Coach - Doug Marrone

Offensive Staff

Offensive Coordinator - **John DeFilippo**
 Assistant Running Backs Coach - **John Donovan**
 Wide Receivers Coach - **Keenan McCardell**
 Tight Ends Coach - **Ron Middleton**
 Quarterbacks Coach - **Scott Milanovich**
 Offensive - Research - **Eric Price**
 Running Backs Coach - **Terry Robiskie**
 Assistant Offensive Line Coach - **Tony Sparano Jr.**
 Offensive Line Coach - **George Warhop**

Defensive Staff

Defensive Coordinator - **Todd Wash**
 Defensive Assistant - **Dom Capers**
 Linebackers Coach - **Mark Collins**
 Secondary Coach - Safeties - **Joe Danna**
 Defensive Line Coach - **Jason Rebrovich**
 Assistant Linebackers Coach - **Mike Rutenberg**
 Defensive Assistant - **Dwayne Stukes**
 Secondary Coach - Cornerbacks - **Tim Walton**

Special Teams Staff

Special Teams Coordinator - **Joe DeCamillis**
 Assistant Special Teams Coordinator - **Mike Mallory**

Coaching Support Staff

Director of Team Administration - **Tyler Wolf**
 Assistant to the Head Coach and Administrator of Coaching
 Operations - **ElizaBeth Mayers**

TRANSACTIONS



DATE	PLAYER	TRANSACTION
December 31	BOARD, C.J., WR	Signed to Reserves/Future Contract
December 31	KUNTZ, Christian, LS	Signed to Reserves/Future Contract
December 31	MCDERMOTT, KC, OL	Signed to Reserves/Future Contract
December 31	McKEVER, Pharoah, TE	Signed to Reserves/Future Contract
January 9	RAWLS, Thomas, RB	Signed to Reserves/Future Contract
January 15	MCGOUGH, Alex, QB	Signed to Reserves/Future Contract
January 19	WILSON, Jarrod, DB	Signed to a Contract Extension
February 13	LAMBO, Josh, K	Signed to a Contract Extension
February 19	FORBATH, Kai, K	Released
March 7	OVERTON, Matt, LS	Signed to a Contract Extension
March 8	GIPSON, Tashaun, S	Released
March 8	HYDE, Carlos, RB	Released
March 8	JACKSON, Malik, DT	Released
March 8	PARNELL, Jeremy, OL	Released
March 8	TINKER, Carson, LS	Released
March 13	CANN, A.J., OL	Signed Contract
March 13	BORTLES, Blake, QB	Released
March 14	FOLES, Nick, QB	Signed Contract (UFA - PHI)
March 15	SWAIM, Geoff, TE	Signed Contract (UFA - DAL)
March 16	CONLEY, Chris, WR	Signed Contract (UFA - KC)
March 16	OGBUEHI, Cedric, OL	Signed Contract (UFA - CIN)
March 19	RYAN, Jake, LB	Signed Contract (UFA - GB)
March 21	O'SHAUGHNESSY, James, TE	Signed Contract
March 29	SHATLEY, Tyler, OL	Signed Contract
April 1	BLUE, Alfred, RB	Signed Contract (UFA - HOU)
April 2	WELLS, Josh, OL	Signed Contract
April 2	CUNNINGHAM, Benny, RB	Signed Contract (UFA - CHI)
April 4	WESTER, Leonard, OL	Signed Contract
April 10	BROWN, Cody, CB	Signed Contract
April 11	EHINGER, Parker, OL	Claimed off waivers from Dallas
April 29	ONWUALU, James, LB	Claimed off waivers from San Francisco
May 1	ALEXANDER, DJ, LB	Signed Contract
May 1	GOOD, Najee, LB	Signed Contract
May 1	WILSON, Ramik, LB	Signed Contract
May 9	BROWN, Blair, LB	Released
May 9	EHINGER, Parker, OL	Released
May 9	FLOWERS, Dimitri, FB	Released
May 9	KESLER, Cody, QB	Released
May 9	WILLIAMS, Dawa, RB	Released
May 9	PAYNE, Donald, LB	Released
May 10	ARMSTEAD, Ryquell, RB	Signed Contract
May 10	MINSHAW, Gardner, QB	Signed Contract
May 10	OLIVER, Josh, TE	Signed Contract
May 10	RUSSELL, Dontavious, DL	Signed Contract
May 10	TAYLOR, Jawaan, OL	Signed Contract
May 10	BOWMAN, Shane, DL	Signed Contract
May 10	BRADY, Tyre, WR	Signed Contract
May 10	CLARK, Khairi, OL	Signed Contract
May 10	GILES-HARRIS, Joe, LB	Signed Contract
May 10	GREENE, Donnell, OL	Signed Contract
May 10	HAYES, Tae, CB	Signed Contract
May 10	LEONARD, Ralph, WR	Signed Contract
May 10	MEIER, Carson, TE	Signed Contract
May 10	NELSON, Picasso, CB	Signed Contract
May 10	SANFORD, Marquez, CB	Signed Contract
May 10	SMITH, Salvon, CB	Signed Contract
May 10	SNELSON, Dredrick, WR	Signed Contract
May 10	STALLINGS, Bunchy, OL	Signed Contract
May 10	STRACHAN, Connor, LB	Signed Contract
May 10	WALKER, Michael, WR	Signed Contract
May 10	WATSON, Brandon, CB	Signed Contract
May 10	WHITE, Papi, WR	Signed Contract
May 10	WILLIAMS, Andrew, DL	Signed Contract
May 10	WINGARD, Andrew, S	Signed Contract
May 10	WOODS, Zedrick, S	Signed Contract
May 10	YOUNG, Roderick, DT	Signed Contract
May 12	AGASIVA, Jordan, OL	Signed Contract
May 12	COLUBIALE, Michael, TE	Signed Contract
May 12	JONES, Charles, TE	Signed Contract
May 12	KALILI, Jockey, CB	Signed Contract
May 12	MOON, Joshua, S	Signed Contract
May 12	BROWN, Cody, S	Released
May 12	YOUNG, Roderick, DT	Released
May 12	MEIER, Carson, TE	Released
May 12	SANFORD, Marquez, CB	Released
May 12	WHITE, Papi, WR	Released
June 3	JOHNSON, Lyndon, DL	Released
June 3	PRYOR SR., Terrelle, WR	Signed Contract
June 4	JONES, Datone, DL	Signed Contract
June 5	MCGOWAN, Taj, RB	Signed Contract
June 5	CLARK, Khairi, DL	Released
June 8	McKEVER, Pharoah, TE	Claimed off waivers (ARI)
June 8	LAUDERDALE, Andrew, OL	Signed Contract
June 13	WAKAMEILALO, Kalani, DT	Signed Contract
June 13	MCBRIDE, Tre, WR	Released
June 13	DELUCA, Nick, LB	Released
June 13	KUNTZ, Christian, LS	Released
July 11	SNELSON, Dredrick, WR	Waived Injured
July 11	SIMMS, Marcus, WR	Signed Contract
July 22	WOODS, Zedrick, S	Placed on team's reserve/retired list
July 23	JOHNSON, Lyndon, DL	Signed Contract
July 23	ROBINSON, Cam, OL	Placed on the team's Active/Physically Unable to Perform List
July 23	ARMSTEAD, Ryquell, RB	Placed on the team's Active/Physically Unable to Perform List
July 23	LEE, Marjise, WR	Placed on the team's Active/Physically Unable to Perform List
July 23	GREENE, Donnell, OL	Placed on the team's Active/Non-Football Injury list
July 24	RYAN, Jake, LB	Placed on team's Active/Non-Football Injury list
July 24	GREENE, Donnell, OL	Placed on team's Active/Non-Football Injury list
July 24	NGAKOUE, Yannick, DE	Placed on team's reserve/did not report list
July 24	SMITH, Telvin, LB	Placed on team's reserve/retired list
July 25	ROBINSON, Josh, CB	Signed Contract
July 25	SMITHSON, Fish, S	Signed Contract
July 31	MCGOWAN, Taj, RB	Placed on the team's waived/injured list
July 31	MAYS, Devonte, RB	Signed Contract
August 1	ERNSBERGER, Donnie, TE	Signed Contract
August 1	COLUBIALE, Michael, TE	Placed on the team's waived/injured list
August 4	SMITHSON, Fish, S	Released
August 4	THOMAS, Roc, RB	Signed
August 4	KALILI, Jockey, CB	Released
August 9	SIMMS, Marcus, WR	Placed on the team's waived/injured list
August 9	ONWUALU, James, LB	Placed on the team's waived/injured list
August 9	HENDERSON, Quadree, WR	Signed
August 9	TULL, Davis, LB	Signed
August 10	THOMAS, Roc, RB	Placed on the team's waived/injured list
August 10	MEIER, Carson, TE	Signed
August 10	CUNNINGHAM, Benny, RB	Released
August 10	LAUDERDALE, Andrew, OL	Released
August 10	AGASIVA, Jordan, OL	Released
August 10	ARMSTRONG, Ka'John, OL	Signed
August 10	LALANA, Ben, OL	Signed
August 10	WOLF, Ethan, TE	Signed
August 17	LEE, Tanner, QB	Released
August 17	HOOD, Elijah, RB	Signed

DATE	PLAYER	TRANSACTION
August 30	JONES, Datone, DL	Released
August 30	RAWLS, Thomas, RB	Released
August 30	WELLS, Josh, OL	Released
August 30	WILSON, Ramik, LB	Released
August 30	TULL, Davis, LB	Released
August 31	ARMSTRONG, Ka'John	Released
August 31	BRADY, Tyre, WR	Released
August 31	ERNSBERGER, Donnie, TE	Released
August 31	HAYES, Tae, CB	Released
August 31	HENDERSON, Quadree, WR	Released
August 31	HOOD, Elijah, RB	Released
August 31	HUGHES, Michael, DL	Released
August 31	JOHNSON, Lyndon, DL	Released
August 31	JONES, Charles, TE	Released
August 31	LEONARD, Raphael, WR	Released
August 31	MCBRIDE, Tre, WR	Released
August 31	MCGOUGH, Alex, QB	Released
August 31	MEIKS, Quenton, CB	Released
August 31	MEIER, Carson, TE	Released
August 31	MOON, Joshua, S	Released
August 31	NELSON, Picasso, CB	Released
August 31	REAVIS, C.J., CB	Released
August 31	SMITH, Salvon, CB	Released
August 31	STALLINGS, Bunchy, OL	Released
August 31	STRACHAN, Connor, LB	Released
August 31	VAKAMEILALO, Kalani, DL	Released
August 31	WALKER, Michael, WR	Released
August 31	WATSON, Brandon, CB	Released
August 31	WILLIAMS, Andrew, DL	Released
August 31	WOLF, Ethan, TE	Released
August 31	GREENE, Donnell, OL	Waived Injured
August 31	MAYS, Devonte, RB	Waived Injured
August 31	MCDERMOTT, KC, OL	Waived Injured
August 31	WESTER, Leonard, OL	Waived Injured
August 31	LALANA, Ben, OL	Placed on the team's waived/injured list
August 31	PRYOR SR., Terrelle, WR	Placed on the team's waived/injured list
August 31	RYAN, Jake, LB	Placed on team's Active/Non-Football Injury list
September 1	ANKOU, Eli, DT	Released
September 1	KOYACK, Ben, TE	Released
September 1	OVERTON, Matt, LS	Released
September 1	BLUE, Alfred, RB	Placed on the team's reserved/injured list
September 1	DEVALVE, Seth, TE	Claimed off waivers (CLE)
September 1	ERVIN, Tyler, RB	Claimed off waivers (BAL)
September 1	ORZECZ, Matthew, LS	Claimed off waivers (BAL)
September 1	OZIGBO, Devine	Claimed off waivers (N.O.)
September 1	ARMSTRONG, Ka'John	Signed to practice squad
September 1	HAYES, Tae, CB	Signed to practice squad
September 1	HOOD, Elijah, RB	Signed to practice squad
September 1	JONES, Charles, TE	Signed to practice squad
September 1	WALKER, Michael, WR	Signed to practice squad
September 1	WATSON, Brandon, CB	Signed to practice squad
September 2	DAVIS, Deshaun, LB	Signed to practice squad
September 2	DOSS, Keelan, WR	Signed to practice squad
September 2	HANCE, Blake, OL	Signed to practice squad
September 2	LITTON, Chase, QB	Signed to practice squad
September 3	GILES-HARRIS, Joe, LB	Released
September 3	CALITRO, Austin, LB	Signed Contract
September 4	GILES-HARRIS, Joe, LB	Signed to practice squad
September 4	DAVIS, Deshaun, LB	Released from the practice squad
September 9	Foles, Nick, QB	Placed on the team's reserved/injured list
September 9	Dobbs, Joshua, QB	Acquired via trade (PIT)
September 10	GOODYIN, Terry, WR	Signed to practice squad
October 9	O'SHAUGHNESSY, James, TE	Placed on the team's reserved/injured list
October 9	KOYACK, Ben, TE	Signed Contract
October 16	RAMSEY, Jalen, CB	Traded to LAR
October 17	NICKERSON, Parry, CB	Signed Contract
October 21	NICKERSON, Parry, CB	Released
October 21	GILES-HARRIS, Joe, LB	Signed from the team's practice squad
October 21	LITTON, Chase, QB	Released from the practice squad
October 22	ALEXANDER, D.J., LB	Placed on the team's reserved/injured list
October 22	SWAIM, Geoff, TE	Placed on the team's reserved/injured list
October 22	PAYNE, Donald, LB	Signed Contract
October 22	SMITH, Malcolm, LB	Signed Contract
October 22	SMITH, Sutton, LB	Signed to practice squad
October 25	DAREUS, Marcell, DT	Placed on the team's reserved/injured list
October 25	SPENCE, Akeem, DT	Signed Contract
October 29	LEE, Marjise, WR	Placed on the team's reserved/injured list
October 29	HAYES, Tae, CB	Signed from the team's practice squad
October 29	BIERRIA, Keishawn, LB	Signed to practice squad
October 29	SMITH, Sutton, LB	Released from the practice squad
October 30	BROWN, Jordan, CB	Signed to practice squad
October 30	ROBINSON, Josh, CB	Placed on team's reserve/retired list
October 30	WATSON, Brandon, CB	Signed from the team's practice squad
November 2	GILES-HARRIS, Joe, LB	Released
November 2	WALKER, Michael, WR	Signed from the team's practice squad
November 5	SMITH, Malcolm, LB	Released
November 5	GILES-HARRIS, Joe, LB	Signed to practice squad
November 5	FOLES, Nick, QB	Activated to the 53-man roster from the reserve/injured list
November 11	HARRIS, Chuck, DE	Signed to practice squad
November 18	MCCRAY, Lerentee, DE	Placed on the team's reserved/injured list
November 18	OLIVER, Josh, TE	Placed on the team's reserved/injured list
November 18	OLEARY, Nick, TE	Signed Contract
November 18	JONES, Charles, TE	Signed from the team's practice squad
November 18	SOKOL, Matt, TE	Signed to practice squad



STATISTICS

DEFENSIVE STATS



PLAYER	DEFENSE											SPECIAL TEAMS					MISC.			
	T	A	TT	SK	YD	TFL	QH	INT	PD	FF	FR	T	A	FF	FR	BL	T	A	FF	FR
Myles Jack	36	23	59	0.5	4	2	2	1	4	-	-	-	-	-	-	-	-	-	-	-
Ronnie Harrison	31	22	53	2	6	2	1	2	5	-	1	1	-	-	-	-	-	-	-	-
A.J. Bouye	37	9	46	-	-	-	-	1	5	-	-	-	-	-	-	-	-	-	-	-
Jarrold Wilson	33	12	45	-	-	4	1	1	2	1	-	3	-	-	-	-	-	-	-	-
Calais Campbell	24	15	39	5.5	37	7	17	-	-	1	-	-	-	-	-	1	-	-	-	-
Tre Herndon	27	10	37	-	-	1	-	2	7	-	-	1	-	-	-	-	-	-	-	-
Quincy Williams	21	12	33	-	-	1	-	-	-	-	-	-	-	-	-	-	-	-	-	-
D.J. Hayden	26	6	32	2	17	4	5	-	4	1	-	-	-	-	-	-	-	-	-	-
Yannick Ngakoue	22	5	27	5	34	7	9	1	3	2	-	-	-	-	-	-	-	-	-	-
Josh Allen	20	7	27	8	56	9	16	-	-	2	-	-	-	-	-	-	-	-	-	-
Najee Goode	20	4	24	1	6	1	1	-	2	-	-	-	1	-	-	-	-	-	-	-
Abry Jones	10	11	21	1.5	9	1	2	-	-	-	-	-	-	-	-	-	-	-	-	-
Jalen Ramsey	13	4	17	-	-	-	-	-	1	1	-	-	-	-	-	-	-	-	-	-
Taven Bryan	10	4	14	1	5	3	6	-	-	-	-	-	-	-	-	-	-	-	-	-
Dawuane Smoot	9	4	13	4	25	4	5	-	-	-	-	-	-	-	-	-	-	-	-	-
Leon Jacobs	8	5	13	1	7	1	2	-	1	-	-	3	1	-	1	-	-	-	-	-
Marcell Dareus	8	5	13	0.5	3	1	1	-	1	-	-	-	-	-	-	-	-	-	-	-
Breon Borders	6	1	7	-	-	-	1	-	-	-	1	-	-	-	-	-	-	-	-	-
Akeem Spence	4	3	7	-	-	-	-	-	-	-	-	-	-	-	-	-	-	-	-	-
Austin Calitro	4	2	6	-	-	1	1	-	-	-	-	2	-	-	-	-	-	-	-	-
D.J. Alexander	3	2	5	-	-	-	-	-	-	-	-	2	-	-	-	-	-	-	-	-
Lerentee McCray	3	1	4	-	-	-	-	-	-	-	-	-	1	-	-	-	-	-	-	-
Andrew Wingard	3	0	3	-	-	-	-	-	-	-	-	6	1	-	-	-	-	-	-	-
Cody Davis	1	2	3	-	-	-	-	-	-	-	-	3	1	-	-	1	-	-	-	-
Dontavius Russell	1	0	1	-	-	-	-	-	-	-	-	-	-	-	-	-	-	-	-	-
Josh Robinson	0	0	0	-	-	-	-	-	-	-	-	2	1	-	-	-	-	-	-	-
Brandon Watson	0	0	0	-	-	-	-	-	-	-	-	1	-	-	-	-	-	-	-	-
Devine Ozigbo	0	0	0	-	-	-	-	-	-	-	-	1	-	-	-	-	-	-	-	-
Donald Payne	0	0	0	-	-	-	-	-	-	-	-	1	-	-	1	-	-	-	-	-
Josh Lambo	0	0	0	-	-	-	-	-	-	-	-	1	-	-	-	-	-	-	-	1
Dede Westbrook	0	0	0	-	-	-	-	-	-	-	-	-	-	-	1	-	2	1	-	-
Ryquell Armstead	0	0	0	-	-	-	-	-	-	-	-	-	-	-	-	-	1	1	-	-
Gardner Minshew	0	0	0	-	-	-	-	-	-	-	-	-	-	-	-	-	1	-	-	1
Keelan Cole	0	0	0	-	-	-	-	-	-	-	-	-	-	-	1	-	1	-	-	-
Will Richardson Jr.	0	0	0	-	-	-	-	-	-	-	-	-	-	-	-	-	1	-	-	-
Leonard Fournette	0	0	0	-	-	-	-	-	-	-	-	-	-	-	-	-	1	-	-	1
Jawaan Taylor	0	0	0	-	-	-	-	-	-	-	-	-	-	-	-	-	1	-	-	-
Chris Conley	0	0	0	-	-	-	-	-	-	-	-	-	-	-	-	-	1	-	-	-
D.J. Chark Jr.	0	0	0	-	-	-	-	-	-	-	-	-	-	-	-	-	1	-	-	-
Cam Robinson	0	0	0	-	-	-	-	-	-	-	-	-	-	-	-	-	-	1	-	-
Josh Oliver	0	0	0	-	-	-	-	-	-	-	-	-	-	-	-	-	-	1	-	-
Brandon Linder	0	0	0	-	-	-	-	-	-	-	-	-	-	-	-	-	-	-	-	1
A.J. Cann	0	0	0	-	-	-	-	-	-	-	-	-	-	-	-	-	-	-	-	1
Team Totals	380	169	549	33	209	49	70	8	35	8	2	27	6	-	4	2	10	4	-	5
Opponent Totals	390	198	588	24	149	38	45	5	56	11	8	30	7	1	1	-	6	-	-	7

2019 GAME-BY-GAME PARTICIPATION



	vs. K.C.	at HOU	vs. TEN	at DEN	at CAR	vs. N.O.	at CIN	vs. NYJ	vs. HOU	at IND	at TEN	vs. T.B.	vs. LAC	at OAK	at ATL	vs. IND	GAMES/ STARTED
Alexander	P	P	INA	INA	P	P	P	IR	IR	IR							5/0
Allen	DE	DE	DE	P	P	P	P	P	DE	P							10/4
Ankou	ps	ps	ps	ps	ps	ps	ps	--	--	--							0/0
Armstead	P	P	P	P	P	P	P	P	P	P							10/0
Armstrong	ps	ps	ps	ps	ps	ps	ps	ps	ps	ps							0/0
Board	INA	DNP	INA	INA	INA	INA	P	INA	P	INA							2/0
Borders	P	P	INA	P	P	P	P	P	CB	P							9/1
Bouye	RCB	INA	RCB	RCB	RCB	RCB	RCB	RCB	RCB	RCB							9/9
Bierria	--	--	--	--	--	--	--	--	ps	ps							0/0
Brown	--	--	--	--	--	--	--	--	ps	ps							0/0
Bryan	P	P	P	P	P	P	P	DT	P	DT							10/2
Calitro	INA	P	P	P	P	INA	INA	WLB	P	P							7/1
Campbell	DT	DE	DT	DE	DE	DE	DE	DE	DT	DE							10/10
Cann	RG	RG	RG	RG	RG	RG	RG	RG	RG	RG							10/10
Chark Jr.	WR	WR	WR	P	WR	WR	WR	WR	WR	WR							10/9
Cole	P	P	P	P	P	P	P	P	P	P							10/0
Conley	WR	WR	P	P	WR	WR	WR	WR	WR	WR							10/8
Cooke	P	P	P	P	P	P	P	P	P	P							10/0
Dareus	INA	DT	NT	DT	DT	DT	DT	IR	IR	IR							6/6
Davis	P	P	P	P	P	P	P	P	P	P							10/0
DeValve	P	P	TE	TE	P	P	TE	TE	FB	INA							9/5
Dobbs	--	DNP	DNP	DNP	DNP	DNP	DNP	DNP	DNP	INA							0/0
Doss	ps	--	--	--	--	--	--	--	--	--							0/0
Ervin	P	P	P	P	INA	INA	P	P	INA	INA							6/0
Foles	QB	IR	IR	IR	IR	IR	IR	IR	IR	QB							2/2
Fournette	RB	RB	RB	RB	RB	RB	RB	RB	RB	RB							10/10
Giles-Harris	ps	ps	ps	ps	ps	ps	ps	P	--	--							1/0
Goode	P	P	P	P	P	WLB	WLB	INA	WLB	WLB							9/4
Godwin	--	ps	ps	ps	ps	ps	ps	ps	ps	ps							0/0
Hance	ps	ps	ps	ps	ps	ps	ps	ps	ps	ps							0/0
Harris	--	--	--	--	--	--	--	--	--	ps							0/0
Harrison	SS	SS	SS	SS	SS	SS	SS	SS	SS	SS							10/10
Hayden	CB	CB	CB	P	P	CB	P	CB	INA	CB							9/6
Hayes	ps	ps	ps	ps	ps	ps	ps	ps	P	INA							1/0
Herndon	P	RCB	P	LCB	LCB	LCB	LCB	LCB	LCB	LCB							10/8
Jack	MLB	MLB	MLB	MLB	MLB	MLB	MLB	MLB	MLB	MLB							10/10
Jacobs	P	P	P	SLB	SLB	P	SLB	INA	INA	P							8/3
A. Jones	NT	NT	P	NT	NT	NT	NT	NT	NT	NT							10/9
C. Jones	ps	ps	ps	ps	ps	ps	ps	ps	ps	ps							0/0
Koyack	--	--	--	--	--	P	P	P	P	P							5/0
Lambo	P	P	P	P	P	P	P	P	P	P							10/0

POS=Started; P=Played; DNP=Did not play; INA= Inactive; ps=Practice squad; ---=Not on roster;
NFI= Reserve/non-football injury; PUP=Reserve/physically unable to perform; IR=Injured reserve; Sus=Suspended

2019 GAME-BY-GAME PARTICIPATION



	vs. K.C.	at HOU	vs. TEN	at DEN	at CAR	vs. N.O.	at CIN	vs. NYJ	vs. HOU	at IND	at TEN	vs. T.B.	vs. LAC	at OAK	at ATL	vs. IND	GAMES/ STARTED
Lee	P	INA	P	WR	P	P	INA	P	IR	IR							6/1
Litton	ps	ps	ps	ps	ps	ps	ps	--	--	--							0/0
Linder	C	C	C	C	C	C	C	C	C	C							10/10
McCray	P	P	P	P	INA	P	P	P	P	P							9/0
Minshew II	P	QB	QB	QB	QB	QB	QB	QB	QB	DNP							9/8
Ngakoue	DE	INA	DE	DE	DE	DE	DE	DE	DE	DE							9/9
Nickerson	--	--	--	--	--	--	INA	ps	ps	ps							0/0
Norwell	LG	LG	LG	LG	LG	LG	LG	LG	LG	LG							10/10
Ogbuehi	INA	INA	P	P	P	P	P	P	P	P							8/0
Oliver	INA	INA	INA	INA	INA	INA	P	P	P	TE							4/1
Orzech	P	P	P	P	P	P	P	P	P	P							10/0
O'Shaughnessy	TE	TE	TE	TE	TE	IR	IR	IR	IR	IR							5/5
Ozigbo	INA	INA	INA	INA	P	P	INA	INA	P	P							4/0
Payne	--	--	--	--	--	--	--	P	P	P							3/0
Price	--	--	--	--	--	--	--	ps	ps	ps							0/0
Ramsey	CB	CB	CB	INA	INA	INA	--	--	--	--							3/3
Richardson Jr.	LT	LT	P	P	P	P	P	P	P	P							10/2
C. Robinson	INA	INA	LT	LT	LT	LT	LT	LT	LT	LT							8/8
J. Robinson	P	P	P	P	P	P	P	P	Ret	Ret							8/0
Russell	P	P	INA	INA	INA	INA	INA	INA	INA	INA							2/0
Ryan	NFI	NFI	NFI	NFI	NFI	NFI	NFI	NFI	NFI	NFI							0/0
Shatley	P	P	P	P	P	P	P	P	P	P							10/0
M. Smith	--	--	--	--	--	--	--	P	P	--							2/0
S. Smith	--	--	--	--	--	--	--	ps	--	--							0/0
Smoot	P	P	P	P	P	P	P	P	P	P							10/0
Spence	--	--	--	--	--	--	--	P	P	P							3/0
Swaim	P	P	P	TE	P	TE	INA	IR	IR	IR							6/2
Taylor	RT	RT	RT	RT	RT	RT	RT	RT	RT	RT							10/10
Thomas	DNP	DNP	INA	INA	INA	INA	INA	INA	INA	INA							0/0
Walker	ps	ps	ps	ps	ps	ps	ps	ps	P	P							2/0
Watson	ps	ps	ps	ps	ps	ps	ps	ps	P	P							2/0
Westbrook	WR	WR	WR	P	WR	WR	WR	WR	INA	WR							9/8
Williams	WLB	WLB	WLB	WLB	WLB	P	P	INA	INA	P							8/6
Wilson	FS	FS	FS	FS	FS	FS	FS	FS	FS	FS							10/10
Wingard	P	P	P	P	P	P	P	P	P	P							10/0

POS=Started; P=Played; DNP=Did not play; INA= Inactive; ps=Practice squad; ---=Not on roster; Ret=Reserve/Retired list
NFI= Reserve/non-football injury; PUP=Reserve/physically unable to perform; IR=Injured reserve; Sus=Suspended



OFFENSIVE STARTERS

Date	WR	FB/TE/WR	LT	LG	C	RG	RT	TE	WR	QB	RB
9/8 vs. KC	Westbrook	Conley (WR)	Richardson Jr.	Norwell	Linder	Cann	Taylor	O'Shaughnessy	Chark Jr.	Foles	Fournette
9/15 at HOU	Westbrook	Conley (WR)	Richardson Jr.	Norwell	Linder	Cann	Taylor	O'Shaughnessy	Chark Jr.	Minshew II	Fournette
9/19 vs. TEN	Westbrook	DeValve (TE)	Robinson	Norwell	Linder	Cann	Taylor	O'Shaughnessy	Chark Jr.	Minshew II	Fournette
9/29 at DEN	Lee	Swaim (TE)	Robinson	Norwell	Linder	Cann	Taylor	O'Shaughnessy	DeValve (TE)	Minshew II	Fournette
10/6 at CAR	Westbrook	Conley (WR)	Robinson	Norwell	Linder	Cann	Taylor	O'Shaughnessy	Chark Jr.	Minshew II	Fournette
10/13 vs. NO	Westbrook	Conley (WR)	Robinson	Norwell	Linder	Cann	Taylor	Swaim	Chark Jr.	Minshew II	Fournette
10/20 at CIN	Westbrook	Conley (WR)	Robinson	Norwell	Linder	Cann	Taylor	DeValve	Chark Jr.	Minshew II	Fournette
10/27 vs. NYJ	Westbrook	Conley (WR)	Robinson	Norwell	Linder	Cann	Taylor	DeValve	Chark Jr.	Minshew II	Fournette
11/3 vs. HOU	Conley	DeValve (FB)	Robinson	Norwell	Linder	Cann	Taylor	Koyack	Chark Jr.	Minshew II	Fournette
11/17 at IND	Westbrook	Conley	Robinson	Norwell	Linder	Cann	Taylor	Oliver	Chark Jr.	Foles	Fournette
11/24 at TEN											
12/1 vs. TB											
12/8 vs. LAC											
12/15 vs. OAK											
12/22 at ATL											
12/29 vs. IND											

DEFENSIVE STARTERS

Date	DE	NT	DT	DE	WLB	MLB	SLB	LCB	FS	SS	RCB
9/8 vs. KC	Allen	Jones	Campbell	Ngakoue	Williams	Jack	Hayden (CB)	Ramsey	Wilson	Harrison	Bouye
9/15 at HOU	Allen	Jones	Dareus	Campbell	Williams	Jack	Hayden (CB)	Ramsey	Wilson	Harrison	Herndon
9/19 vs. TEN	Allen	Dareus	Campbell	Ngakoue	Williams	Jack	Hayden (CB)	Ramsey	Wilson	Harrison	Bouye
9/29 at DEN	Campbell	Jones	Dareus	Ngakoue	Williams	Jack	Jacobs	Herndon	Wilson	Harrison	Bouye
10/6 at CAR	Campbell	Jones	Dareus	Ngakoue	Williams	Jack	Jacobs	Herndon	Wilson	Harrison	Bouye
10/13 vs. NO	Campbell	Jones	Dareus	Ngakoue	Goode	Jack	Hayden (CB)	Herndon	Wilson	Harrison	Bouye
10/20 at CIN	Campbell	Jones	Dareus	Ngakoue	Goode	Jack	Jacobs	Herndon	Wilson	Harrison	Bouye
10/27 vs. NYJ	Campbell	Jones	Bryan	Ngakoue	Calitro	Jack	Hayden (CB)	Herndon	Wilson	Harrison	Bouye
11/3 vs. HOU	Allen	Jones	Campbell	Ngakoue	Goode	Jack	Borders (CB)	Herndon	Wilson	Harrison	Bouye
11/17 at IND	Campbell	Jones	Bryan	Ngakoue	Goode	Jack	Hayden (CB)	Herndon	Wilson	Harrison	Bouye
11/24 at TEN											
12/1 vs. TB											
12/8 vs. LAC											
12/15 vs. OAK											
12/22 at ATL											
12/29 vs. IND											

2019 GAME-BY-GAME LEADERS



JAGUARS INDIVIDUAL LEADERS

Date	Opp	Pass Yds.	Rushing Yds.	Receptions	Receiving Yds.	Touchdowns	Sacks	Total Tackles
9/8	vs. KC	G. Minshew II - 275	L. Fournette - 66	C. Conley - 6	D. Chark Jr. - 146	3 players - 1	-	3 players - 5
9/15	at Hou	G. Minshew II - 213	G. Minshew II - 56	D. Chark Jr. - 7	C. Conley - 73	D. Chark Jr. - 1	2 players - 1	3 players - 8
9/19	vs. Ten	G. Minshew II - 204	L. Fournette - 66	L. Fournette - 6	D. Chark Jr. - 76	2 players - 1	C. Campbell - 3	R. Harrison - 10
9/29	at Den	G. Minshew II - 213	L. Fournette - 225	D. Westbrook - 5	D. Westbrook - 66	2 players - 1	-	Q. Williams - 8
10/6	at Car	G. Minshew II - 374	L. Fournette - 108	D. Chark Jr. - 8	D. Chark Jr. - 164	D. Chark Jr. - 2	Y. Ngakoue - 2	M. Jack - 9
10/13	vs. N.O.	G. Minshew II - 163	L. Fournette - 72	L. Fournette - 6	D. Westbrook - 53	-	3 players - 1	T. Herndon - 9
10/20	at Cin	G. Minshew II - 255	L. Fournette - 131	D. Westbrook - 6	D. Westbrook - 103	2 players - 1	2 players - 1	A. Bouye - 6
10/27	vs. NYJ	G. Minshew II - 279	L. Fournette - 76	L. Fournette - 7	C. Conley - 103	3 players - 1	2 players - 1	A. Calitro - 7
11/3	vs. Hou	G. Minshew II - 309	L. Fournette - 40	3 players - 5	K. Cole - 80	-	C. Campbell - 1	2 players - 7
11/17	at Ind	N. Foles - 296	L. Fournette - 23	D. Chark Jr - 8	D. Chark Jr. - 104	D. Chark Jr. - 2	3 players - 1	M. Jack - 9
11/24	at Ten							
12/1	vs. T.B.							
12/8	vs. LAC							
12/15	at Oak							
12/22	at Atl							
12/29	vs. Ind							

OPPONENT INDIVIDUAL LEADERS

Date	Opp	Pass Yds.	Rushing Yds.	Receptions	Receiving Yds.	Touchdowns	Sacks	Total Tackles
9/8	vs. KC	P. Mahomes - 378	L. McCoy - 81	S. Watkins - 9	S. Watkins - 198	S. Watkins - 3	E. Ogbah - 1	J. Thornhill - 8
9/15	at Hou	D. Watson - 159	C. Hyde - 90	D. Hopkins - 5	2 players - 40	D. Watson - 1	W. Mercilus - 2	Z. Cunningham - 10
9/19	vs. Ten	M. Mariota - 304	D. Henry - 44	De. Walker - 7	A. Humphries - 90	D. Henry - 1	-	J. Brown - 10
9/29	at Den	J. Flacco - 303	P. Lindsay - 53	C. Sutton - 6	E. Sanders - 104	C. Sutton - 2	V. Miller - 2	T. Davis - 12
10/6	at Car	K. Allen - 181	C. McCaffrey - 176	2 players - 6	D. Moore - 91	C. McCaffrey - 2	2 players - 1	L. Kuechly - 12
10/13	vs. N.O.	T. Bridgewater - 240	L. Murray - 44	M. Thomas - 8	M. Thomas - 89	J. Cook - 1	C. Jordan - 2	2 players - 6
10/20	at Cin	A. Dalton - 276	A. Dalton - 33	A. Erickson - 8	A. Erickson - 137	2 players - 1	G. Atkins - 2	J. Bates III - 12
10/27	vs. NYJ	S. Darnold - 218	L. Bell - 23	D. Thomas - 5	R. Griffin - 66	R. Griffin - 2	J. Willis - 1	2 players - 6
11/3	vs. Hou	D. Watson - 201	C. Hyde - 160	D. Hopkins - 8	D. Johnson - 68	3 players - 1	B. Scarlett - 2	G. Conley - 8
11/17	at Ind	J. Brissett - 148	J. Williams - 116	2 players - 4	M. Johnson - 38	4 players - 1	2 players - 1	K. Moore II - 8
11/24	at Ten							
12/1	vs. T.B.							
12/8	vs. LAC							
12/15	at Oak							
12/22	at Atl							
12/29	vs. Ind							

RED ZONE STATS



JAGUARS 2019 RED ZONE EFFICIENCY											GOAL TO GO			
Date	Opponent	Drives	RZ Drives	RZ Drive%	RZ TDS	RZ TD%	RZ FGM	RZ FGA	RZ Score %	RZ Giveaways	Drives	Off TD	TD %	FGM
9/8	K.C.	10	3	30%	1	33.33%	2	2	100%	0	1	0	0	1
9/15	at HOU	10	2	20%	1	50%	1	1	100%	0	0	0	0	0
9/19	TEN	12	2	16.67%	1	50%	0	0	50%	1	2	1	50%	0
9/29	at DEN	12	6	50%	2	33.33%	4	4	100%	0	1	0	0	1
10/6	at CAR	14	3	21.43%	2	66.67%	1	1	100%	0	1	1	100%	0
10/13	N.O.	10	2	20%	0	0	2	2	100%	0	1	0	0	1
10/20	at CIN	13	6	46.15%	1	16.67%	4	4	83.33%	1	3	1	33.3%	1
10/27	NYJ	12	4	33.33%	2	50%	2	2	100%	0	4	2	50%	2
11/3	HOU	11	1	9.09%	0	0	1	1	100%	0	0	0	0	0
11/17	at IND	12	0	0	0	0	0	0	0	0	0	0	0	0
11/24	at TEN													
12/1	T.B.													
12/8	LAC													
12/15	at OAK													
12/22	at ATL													
12/29	IND													
TOTALS		116	29	25%	10	34.48%	17	17	93.10%	2	13	5	38.5%	6

OPPONENT 2019 RED ZONE EFFICIENCY											GOAL TO GO			
Date	Opponent	Drives	RZ Drives	RZ Drive%	RZ TDS	RZ TD%	RZ FGM	RZ FGA	RZ Score %	RZ Giveaways	Drives	Off TD	TD %	FGM
9/8	K.C.	10	6	60%	2	33.33%	3	3	83.33%	0	3	2	66.7%	1
9/15	at HOU	11	2	18.18%	1	50%	1	1	100%	0	1	0	0	1
9/19	TEN	11	2	18.18%	1	50%	0	0	50%	1	1	1	100%	0
9/29	at DEN	12	3	25%	2	66.67%	1	1	100%	0	2	2	100%	0
10/6	at CAR	12	3	25%	2	66.67%	0	0	66.67%	1	1	1	100%	0
10/13	N.O.	10	3	30%	1	33.33%	1	1	66.67%	0	3	1	33.3%	1
10/20	at CIN	14	4	28.57%	2	50%	1	1	75%	1	2	2	100%	0
10/27	NYJ	13	1	7.69%	1	100%	0	0	100%	0	1	1	100%	0
11/3	HOU	10	4	40%	3	75%	1	1	100%	0	3	3	100%	0
11/17	at IND	11	5	45.45%	4	80%	1	1	100%	0	2	2	100%	0
11/24	at TEN													
12/1	T.B.													
12/8	LAC													
12/15	at OAK													
12/22	at ATL													
12/29	IND													
TOTALS		114	33	28.95%	19	57.58%	9	9	84.85%	3	19	15	78.9%	3

TAKEAWAYS AND TURNOVERS



Date	Opponent	Result	Net Differential	TAKEAWAYS				GIVEAWAYS		
				Total Takeaways	INTs	Fumbles Recovered	Points Off Turnovers	Total Giveaways	INTs	Fumbles Lost
9/8	K.C.	L	-2	0	0	0	0	2	1	1
9/15	at HOU	L	-1	0	0	0	0	1	0	1
9/19	TEN	W	1	1	0	1	7	0	0	0
9/29	at DEN	W	1	1	1	0	3	0	0	0
10/6	at CAR	L	-3	0	0	0	0	3	0	3
10/13	N.O.	L	-1	0	0	0	0	1	1	0
10/20	at CIN	W	4	4	3	1	13	0	0	0
10/27	NYJ	W	2	3	3	0	14	1	0	1
11/3	HOU	L	-3	1	0	1	0	4	2	2
11/17	at IND	L	1	2	1	1	6	1	1	0
11/24	at TEN									
12/1	T.B.									
12/8	LAC									
12/15	at OAK									
12/22	at ATL									
12/29	IND									
	Totals	4-6	-1	12	8	4	43	13	5	8

2019 LONG PLAYS



RUSHES OF 15+ YARDS (15)

9/15 at HOU

QB **Gardner Minshew II** for 21 yards in first quarter
QB **Gardner Minshew II** for 18 yards in fourth quarter

9/19 vs. TEN

RB **Leonard Fournette** for 69 yards in fourth quarter

9/29 at DEN

RB **Leonard Fournette** for 81 yards in third quarter
RB **Leonard Fournette** for 26 yards in fourth quarter
RB **Ryquell Armstead** for 16 yards in fourth quarter

10/6 at CAR

RB **Leonard Fournette** for 48 yards in fourth quarter

10/13 vs. N.O.

RB **Leonard Fournette** for 16 yards in third quarter

10/20 at CIN

RB **Leonard Fournette** for 15 yards in first quarter
RB **Leonard Fournette** for 19 yards in first quarter
QB **Gardner Minshew II** for 20 yards in first quarter
RB **Leonard Fournette** for 20 yards in second quarter
QB **Gardner Minshew II** for 16 yards in second quarter
WR **DJ Chark Jr.** for 20 yards in third quarter

10/27 vs. NYJ

RB **Leonard Fournette** for 66 yards in first quarter

PASSES OF 20+ YARDS (38)

9/8 vs. K.C.

QB **Nick Foles** to WR **Chris Conley** for 21 yards in first quarter
QB **Nick Foles** to WR **DJ Chark Jr.** (TD) for 35 yards in first quarter
QB **Gardner Minshew II** to WR **Chris Conley** for 20 yards in second quarter
QB **Gardner Minshew II** to WR **DJ Chark Jr.** for 69 yards in second quarter
QB **Gardner Minshew II** to WR **Chris Conley** (TD) for 21 yards in fourth quarter
QB **Gardner Minshew II** to WR **DJ Chark Jr.** for 35 yards in fourth quarter

9/15 at HOU

QB **Gardner Minshew II** to RB **Leonard Fournette** for 20 yards in fourth quarter
QB **Gardner Minshew II** to WR **Chris Conley** for 31 yards in fourth quarter

9/19 vs. TEN

QB **Gardner Minshew II** to WR **Dede Westbrook** for 28 yards in first quarter
QB **Gardner Minshew II** to WR **DJ Chark Jr.** (TD) for 22 yards in first quarter
QB **Gardner Minshew II** to WR **DJ Chark Jr.** for 37 yards in third quarter

9/29 at DEN

QB **Gardner Minshew II** to WR **DJ Chark Jr.** for 24 yards in first quarter
QB **Gardner Minshew II** to WR **Dede Westbrook** for 32 yards in fourth quarter

10/6 at CAR

QB **Gardner Minshew II** to WR **DJ Chark Jr.** (TD) for 37 yards in first quarter
QB **Gardner Minshew II** to WR **DJ Chark Jr.** for 20 yards in first quarter
QB **Gardner Minshew II** to WR **Dede Westbrook** for 30 yards in second quarter
QB **Gardner Minshew II** to TE **James O'Shaughnessy** for 35 yards in second quarter
QB **Gardner Minshew II** to WR **DJ Chark Jr.** for 31 yards in third quarter
QB **Gardner Minshew II** to WR **DJ Chark Jr.** for 31 yards in third quarter
QB **Gardner Minshew II** to WR **Chris Conley** for 26 yards in fourth quarter

10/13 vs. N.O.

QB **Gardner Minshew II** to WR **DJ Chark Jr.** for 22 yards in second quarter
QB **Gardner Minshew II** to WR **Dede Westbrook** for 23 yards in third quarter
QB **Gardner Minshew II** to WR **Dede Westbrook** for 20 yards in third quarter

10/20 at CIN

QB **Gardner Minshew II** to WR **Dede Westbrook** for 29 yards in first quarter
QB **Gardner Minshew II** to WR **DJ Chark Jr.** for 33 yards in second quarter
QB **Gardner Minshew II** to WR **Chris Conley** for 29 yards in second quarter
QB **Gardner Minshew II** to WR **Dede Westbrook** for 33 yards in second quarter
QB **Gardner Minshew II** to WR **Chris Conley** for 47 yards in fourth quarter

10/27 vs. NYJ

QB **Gardner Minshew II** to WR **Chris Conley** (TD) for 70 yards in first quarter
QB **Gardner Minshew II** to WR **DJ Chark Jr.** for 29 yards in second quarter
QB **Gardner Minshew II** to RB **Leonard Fournette** for 26 yards in third quarter

11/3 vs. HOU

QB **Gardner Minshew II** to RB **Ryquell Armstead** for 31 yards in second quarter
QB **Gardner Minshew II** to WR **Chris Conley** for 20 yards in fourth quarter
QB **Gardner Minshew II** to WR **C.J. Board** for 23 yards in fourth quarter
QB **Gardner Minshew II** to WR **Keelan Cole** for 31 yards in fourth quarter

11/17 at IND

QB **Nick Foles** to WR **DJ Chark Jr.** (TD) for 34 yards in first quarter
QB **Nick Foles** to WR **DJ Chark Jr.** (TD) for 20 yards in fourth quarter
QB **Nick Foles** to WR **Chris Conley** for 24 yards in fourth quarter

INT RETURNS OF 10+ YARDS (5)

9/29 at DEN

SS **Ronnie Harrison** for 31 yards in second quarter

10/20 at CIN

LB **Myles Jack** for 14 yards in fourth quarter
DE **Yannick Ngakoue** (TD) for 23 yards in fourth quarter
SS **Ronnie Harrison** for 35 yards in fourth quarter

10/27 vs. NYJ

CB **A.J. Bouye** for 25 yards in fourth quarter

FUMBLE RETURNS OF 20+ YARDS (0)

LONG TDs OF 15+ YARDS (6)

9/8 vs. K.C.

QB **Nick Foles** to WR **DJ Chark Jr.** (TD) for 35 yards in first quarter
QB **Gardner Minshew II** to WR **Chris Conley** (TD) for 21 yards in fourth quarter

9/19 vs. TEN

QB **Gardner Minshew II** to WR **DJ Chark Jr.** (TD) for 22 yards in first quarter

9/29 at DEN

QB **Gardner Minshew II** to TE **James O'Shaughnessy** (TD) for 18 yards in third quarter

10/6 at CAR

QB **Gardner Minshew II** to WR **DJ Chark Jr.** (TD) for 37 yards in first quarter

10/27 vs. NYJ

QB **Gardner Minshew II** to WR **Chris Conley** (TD) for 70 yards in first quarter

FIELD GOALS OF 40+ YARDS (5)

9/15 at HOU

K **Josh Lambo** 40 yards in second quarter

9/19 vs. TEN

K **Josh Lambo** 40 yards in third quarter
K **Josh Lambo** 48 yards in fourth quarter

9/29 at DEN

K **Josh Lambo** 40 yards in second quarter

10/27 vs. NYJ

K **Josh Lambo** 43 yards in second quarter

PLAYS OF 30-PLUS YARDS



2019

1. Nick Foles to DJ Chark Jr. (35 yds - TOUCHDOWN)
2. Gardner Minshew II to DJ Chark Jr. (69 yds)
3. Gardner Minshew II to DJ Chark Jr. (35 yds)
4. Gardner Minshew II to Chris Conley (31 yds)
5. Gardner Minshew II to DJ Chark Jr. (37 yds)
6. Leonard Fournette run (69 yds)
7. Leonard Fournette run (81 yds)
8. Gardner Minshew II to Dede Westbrook (32 yds)
9. Gardner Minshew II to DJ Chark Jr. (37 yds - TOUCHDOWN)
10. Gardner Minshew II to Dede Westbrook (30 yds)
11. Gardner Minshew II to DJ Chark Jr. (31 yds)
12. Gardner Minshew II to DJ Chark Jr. (31 yds)
13. Leonard Fournette run (48 yds)
14. Gardner Minshew II to James O'Shaughnessy (35 yds)
15. Gardner Minshew II to DJ Chark Jr. (33 yds)
16. Gardner Minshew II to Dede Westbrook (33 yds)
17. Gardner Minshew II to Chris Conley (47 yds)
18. Gardner Minshew II to Chris Conley (70 yds - TOUCHDOWN)
19. Leonard Fournette run (66 yds)
20. Gardner Minshew II to Ryquell Armstead (31 yards)
21. Gardner Minshew II to Keelan Cole (31 yards)
1. Nick Foles to DJ Chark Jr. (34 yds - TOUCHDOWN)

2018

1. Blake Bortles run (41 yds)
2. Blake Bortles to Keelan Cole (31 yds)
3. Blake Bortles to Dede Westbrook (61 yds - TOUCHDOWN)
4. Blake Bortles to T.J. Yeldon (31 yds - TOUCHDOWN)
5. Blake Bortles to Donté Moncrief (67 yds - TOUCHDOWN)
6. Blake Bortles to Dede Westbrook (30 yds)
7. Blake Bortles to DJ Chark Jr. (38 yds)
8. Blake Bortles to DJ Chark Jr. (30 yds)
9. Blake Bortles to Dede Westbrook (30 yds)
10. Blake Bortles to Keelan Cole (32 yds)
11. Blake Bortles to Dede Westbrook (34 yds - TOUCHDOWN)
12. Blake Bortles to T.J. Yeldon (37 yds)
13. Blake Bortles to Donté Moncrief (80 yds - TOUCHDOWN)
14. Blake Bortles to Leonard Fournette (31 yds)
15. Dede Westbrook run (43 yds)
16. Cody Kessler to Keelan Cole (35 yds)
- 9-9-18 at New York Giants
- 9-9-18 at New York Giants
- 9-16-18 vs. New England
- 9-30-18 vs. New York Jets
- 9-30-18 vs. New York Jets
- 9-30-18 vs. New York Jets
- 10-7-18 at Kansas City
- 10-7-18 at Kansas City
- 10-7-18 at Kansas City
- 10-7-18 at Kansas City
- 10-14-18 at Dallas
- 10-28-18 vs. Philadelphia
- 11-11-18 at Indianapolis
- 11-11-18 at Indianapolis
- 11-25-18 at Buffalo
- 12-6-18 at Tennessee

2017

1. Corey Grant run (62 yds)
2. Blake Bortles to Marquise Lee (35 yds)
3. Blake Bortles to Mercedes Lewis (30 yds - TOUCHDOWN)
4. Blake Bortles to Marquise Lee (31 yds)
5. Leonard Fournette run (90 yds - TOUCHDOWN)
6. Leonard Fournette run (75 yds - TOUCHDOWN)
7. T.J. Yeldon run (58 yds - TOUCHDOWN)
8. Blake Bortles to Keelan Cole (52 yds)
9. Blake Bortles to Allen Hurns (50 yds)
10. Blake Bortles to Marquise Lee (45 yds)
11. Blake Bortles to Mercedes Lewis (37 yds)
12. Blake Bortles to Marquise Lee (34 yds)
13. Corey Grant run (fake punt) (56 yds - TOUCHDOWN)
14. Blake Bortles to Keelan Cole (36 yds)
15. Blake Bortles to Allen Hurns (30 yds)
16. Blake Bortles to Keelan Cole (32 yds)
17. Chris Ivory run (34 yds)
18. Blake Bortles to Keelan Cole (75 yds - TOUCHDOWN)
19. Blake Bortles to Keelan Cole (42 yds)
20. Blake Bortles to Keelan Cole (31 yds)
21. Blake Bortles to Jaydon Mickens (41 yds)
22. Blake Bortles to Keelan Cole (73 yds)
23. Blake Bortles to Keelan Cole (32 yds)
24. **Blake Bortles to Keelan Cole (45 yds)**
25. **Blake Bortles to T.J. Yeldon (40 yds)**
- 9-24-17 vs. Baltimore
- 9-24-17 vs. Baltimore
- 9-24-17 vs. Baltimore
- 10-8-17 at Pittsburgh
- 10-8-17 at Pittsburgh
- 10-15-17 vs. L.A. Rams
- 10-22-17 at Indianapolis
- 10-22-17 at Indianapolis
- 10-22-17 at Indianapolis
- 10-22-17 at Indianapolis
- 11-5-17 vs. Cincinnati
- 11-5-17 vs. Cincinnati
- 11-12-17 vs. L.A. Chargers
- 11-12-17 vs. L.A. Chargers
- 11-12-17 vs. L.A. Chargers
- 12-3-17 vs. Indianapolis
- 12-10-17 vs. Seattle
- 12-10-17 vs. Seattle
- 12-17-17 vs. Houston
- 12-17-17 vs. Houston
- 12-17-17 vs. Houston
- 12-17-17 vs. Houston
- 12-24-17 at San Francisco
- 1-14-17 at Pittsburgh
- 1-14-17 at Pittsburgh

2016

1. Blake Bortles to Mercedes Lewis (37 yds)
2. Blake Bortles to Allen Hurns (30 yds)
3. Blake Bortles to Allen Hurns (38 yds)
4. Blake Bortles to Allen Robinson (35 yds)
5. Blake Bortles to Allen Hurns (42 yds - TOUCHDOWN)
6. Blake Bortles to Arrelious Benn (51 yds - TOUCHDOWN)
7. Chris Ivory run (42 yds)
8. Blake Bortles to Arrelious Benn (39 yds)
9. Blake Bortles to Marquise Lee (38 yds)
10. Blake Bortles to Allen Hurns (31 yds)
11. Blake Bortles to Marquise Lee (51 yds)
12. Chris Ivory run (42 yds)
13. Blake Bortles to Marquise Lee (39 yds)
14. Blake Bortles to Marquise Lee (34 yds)
15. Blake Bortles to Allen Robinson (37 yds)
16. Blake Bortles to Chris Ivory (37 yds)
17. Corey Grant run (57 yds)
18. Blake Bortles to Allen Robinson (42 yds)
- 9-11-16 vs. Green Bay
- 9-11-16 vs. Green Bay
- 9-11-16 vs. Green Bay
- 9-18-16 at San Diego
- 10-2-16 vs. Indianapolis
- 10-16-16 at Chicago
- 10-23-16 vs. Oakland
- 10-23-16 vs. Oakland
- 10-23-16 vs. Oakland
- 10-27-16 at Tennessee
- 11-6-16 at Kansas City
- 11-6-16 at Kansas City
- 12-11-16 vs. Minnesota
- 12-11-16 vs. Minnesota
- 12-24-16 vs. Tennessee
- 12-24-16 vs. Tennessee
- 1-1-17 at Indianapolis
- 1-1-17 at Indianapolis

2015

1. Blake Bortles to Allen Robinson (36 yds)
2. Blake Bortles to Allen Robinson (52 yds - TOUCHDOWN)
3. Blake Bortles to Allen Robinson (46 yds)
4. Blake Bortles to Allen Robinson (37 yds)
5. Blake Bortles to Allen Hurns (59 yds - TOUCHDOWN)
6. Blake Bortles to Allen Robinson (48 yds)
7. T.J. Yeldon run (36 yds)
8. Blake Bortles to Allen Hurns (59 yds)
9. Blake Bortles to Allen Hurns (31 yds)
10. T.J. Yeldon run (45 yds)
11. Blake Bortles to Allen Robinson (44 yds)
12. Blake Bortles to Allen Robinson (33 yds)
13. Blake Bortles to Allen Hurns (30 yds - TOUCHDOWN)
14. Blake Bortles to Bryan Walters (31 yds)
15. Blake Bortles to Allen Robinson (38 yds)
16. Blake Bortles to Julius Thomas (34 yds)
17. Blake Bortles to Allen Robinson (31 yds)
18. Blake Bortles to Allen Robinson (44 yds)
- 9-20-15 vs. Miami
- 9-20-15 vs. Miami
- 9-20-15 vs. Miami
- 9-27-15 at New England
- 9-27-15 at New England
- 10-4-15 at Indianapolis
- 10-4-15 at Indianapolis
- 10-11-15 at Tampa Bay
- 10-25-15 vs. Buffalo
- 11-8-15 at New York Jets
- 11-8-15 at New York Jets
- 11-8-15 at New York Jets
- 11-19-15 vs. Tennessee
- 11-19-15 vs. Tennessee
- 11-29-15 vs. San Diego
- 12-6-15 at Tennessee
- 12-6-15 at Tennessee

19. Blake Bortles to T.J. Yeldon (67 yds)
20. Blake Bortles to Julius Thomas (30 yds)
21. Blake Bortles to Allen Hurns (80 yds - TOUCHDOWN)
22. Denard Robinson run (31 yds)
23. Blake Bortles to Marquise Lee (30 yds)
24. Blake Bortles to Allen Robinson (37 yds)
25. Blake Bortles to Allen Robinson (90 yds - TOUCHDOWN)
26. Blake Bortles to Allen Robinson (36 yds)
27. Blake Bortles to Mercedes Lewis (45 yds)

- 12-6-15 at Tennessee
- 12-13-15 vs. Indianapolis
- 12-13-15 vs. Indianapolis
- 12-13-15 vs. Indianapolis
- 12-20-15 vs. Atlanta
- 12-27-15 at New Orleans
- 12-27-15 at New Orleans
- 1-3-16 at Houston
- 1-3-16 at Houston

2014

1. Chad Henne to Allen Hurns (34 yds - TOUCHDOWN)
2. Chad Henne to Allen Hurns (46 yds)
3. Chad Henne to Mercedes Lewis (63 yds - TOUCHDOWN)
4. Chad Henne to Allen Robinson (54 yds)
5. Blake Bortles to Allen Hurns (63 yds - TOUCHDOWN)
6. Blake Bortles to Allen Hurns (44 yds)
7. Blake Bortles to Clay Harbor (30 yds)
8. Blake Bortles to Clay Harbor (59 yds)
9. Blake Bortles to Allen Robinson (31 yds - TOUCHDOWN)
10. Denard Robinson run (41 yds)
11. Blake Bortles run (32 yds)
12. Blake Bortles to Allen Robinson (48 yds - TOUCHDOWN)
13. Denard Robinson run (39 yds)
14. Blake Bortles to Allen Hurns (40 yds - TOUCHDOWN)
15. Denard Robinson run (32 yds - TOUCHDOWN)
16. Blake Bortles to Cecil Shorts III (53 yds)
17. Blake Bortles to Cecil Shorts III (32 yds)
18. Blake Bortles to Allen Robinson (31 yds)
19. Blake Bortles to Marquise Lee (37 yds)
20. Blake Bortles to Marquise Lee (30 yds)
21. Blake Bortles to Marquise Lee (31 yds)
22. Blake Bortles to Mercedes Lewis (35 yds)
23. Blake Bortles to Cecil Shorts III (30 yds)
24. Blake Bortles to Marquise Lee (33 yds)
25. Blake Bortles to Marquise Lee (34 yds)
26. Jordan Todman run (62 yds - TOUCHDOWN)
- 9-7-14 at Philadelphia
- 9-7-14 at Philadelphia
- 9-14-14 at Washington
- 9-14-14 at Washington
- 9-21-14 vs. Indianapolis
- 9-28-14 at San Diego
- 9-28-14 at San Diego
- 10-12-14 at Tennessee
- 10-19-14 vs. Cleveland
- 10-26-14 vs. Miami
- 10-26-14 vs. Miami
- 10-26-14 vs. Miami
- 11-2-14 at Cincinnati
- 11-2-14 at Cincinnati
- 11-9-14 vs. Dallas
- 11-9-14 vs. Dallas
- 11-9-14 vs. Dallas
- 11-9-14 vs. Dallas
- 11-23-14 at Indianapolis
- 11-30-14 vs. New York Giants
- 12-7-14 vs. Houston
- 12-7-14 vs. Houston
- 12-14-14 at Baltimore
- 12-18-14 vs. Tennessee
- 12-18-14 vs. Tennessee
- 12-18-14 vs. Tennessee

2013

1. Chad Henne to Ace Sanders (30 yds)
2. Chad Henne to Cecil Shorts III (59 yds)
3. Blaine Gabbert to Clay Harbor (31 yds)
4. Blaine Gabbert to J. Blackmon (67 yds - TOUCHDOWN)
5. Chad Henne to J. Blackmon (39 yds)
6. Chad Henne to Mike Brown (43 yds)
7. Chad Henne to Mike Brown (32 yds)
8. Chad Henne to Mike Brown (31 yds)
9. Maurice Jones-Drew run (30 yds)
10. Chad Henne to Danny Noble (62 yds - TOUCHDOWN)
11. Chad Henne to Ace Sanders (51 yds)
12. Maurice Jones-Drew run (44 yds)
13. Maurice Jones-Drew run (48 yds)
14. Chad Henne to M. Lewis (41 yds)
15. Jordan Todman run (33 yds)
16. Chad Henne to Jordan Todman (30 yds)
17. Chad Henne to M. Lewis (30 yds)
18. Chad Henne to M. Lewis (36 yds)
- 9-15-13 at Oakland
- 9-22-13 at Seattle
- 9-29-13 vs. Indianapolis
- 10-6-13 at St. Louis
- 10-6-13 at St. Louis
- 10-20-13 vs. San Diego
- 10-20-13 vs. San Diego
- 10-20-13 vs. San Diego
- 10-27-13 vs. San Francisco
- 11-17-13 vs. Arizona
- 11-24-13 at Houston
- 11-24-13 at Houston
- 12-5-13 vs. Houston
- 12-5-13 vs. Houston
- 12-15-13 vs. Houston
- 12-15-13 vs. Houston
- 12-15-13 vs. Buffalo
- 12-15-13 vs. Buffalo
- 12-22-13 vs. Tennessee
- 12-29-13 at Indianapolis

2012

1. Blaine Gabbert to Cecil Shorts III (39 yds - TOUCHDOWN)
2. Blaine Gabbert to Laurent Robinson (32 yds)
3. Maurice Jones-Drew run (59 yds - TOUCHDOWN)
4. Blaine Gabbert to Cecil Shorts III (80 yds - TOUCHDOWN)
5. Blaine Gabbert to Cecil Shorts III (34 yds)
6. Blaine Gabbert to Cecil Shorts III (42 yds - TOUCHDOWN)
7. Blaine Gabbert to Justin Blackmon (36 yds)
8. Blaine Gabbert to Cecil Shorts III (35 yds)
9. Blaine Gabbert to Cecil Shorts III (52 yds)
10. Chad Henne to Justin Blackmon (63 yds)
11. Chad Henne to Cecil Shorts III (67 yds - TOUCHDOWN)
12. Chad Henne to Justin Blackmon (39 yds)
13. Chad Henne to Justin Blackmon (81 yds - TOUCHDOWN)
14. Chad Henne to Cecil Shorts III (59 yds - TOUCHDOWN)
15. Montell Owens run (32 yds - TOUCHDOWN)
16. Chad Henne to Justin Blackmon (38 yds)
17. Chad Henne to Cecil Shorts III (30 yds)
18. Chad Henne to Jordan Shipley (48 yds)
19. Chad Henne to Montell Owens (53 yds)
20. Chad Henne to Justin Blackmon (30 yds - TOUCHDOWN)
- 9-9-12 at Minnesota
- 9-16-12 vs. Houston
- 9-23-12 at Indianapolis
- 9-23-12 at Indianapolis
- 10-7-12 vs. Chicago
- 10-21-12 at Oakland
- 10-28-12 at Green Bay
- 10-28-12 at Green Bay
- 11-8-12 vs. Indianapolis
- 11-18-12 at Houston
- 11-18-12 at Houston
- 11-18-12 at Houston
- 11-18-12 at Houston
- 11-25-12 vs. Tennessee
- 12-9-12 vs. New York Jets
- 12-16-12 at Miami
- 12-16-12 at Miami
- 12-23-12 vs. New England
- 12-23-12 vs. New England
- 12-30-12 at Tennessee

2011

1. Maurice Jones-Drew run (39 yds)
2. Blaine Gabbert to Mike Thomas (36 yds - TOUCHDOWN)
3. Blaine Gabbert to Mike Thomas (47 yds)
4. Maurice Jones-Drew run (41 yds)
5. Blaine Gabbert to Jason Hill (74 yds - TOUCHDOWN)
6. Blaine Gabbert to Maurice Jones-Drew (31 yds)
7. Blaine Gabbert to Maurice Jones-Drew (48 yds)
8. Blaine Gabbert to Mercedes Lewis (62 yds)
9. Maurice Jones-Drew run (43 yds)
10. Maurice Jones-Drew run (56 yds)
- 9-25-11 at Carolina
- 9-25-11 at Carolina
- 10-2-11 vs. New Orleans
- 10-2-11 vs. New Orleans
- 10-9-11 vs. Cincinnati
- 11-27-11 vs. Houston
- 12-5-11 vs. San Diego
- 12-11-11 vs. Tampa Bay
- 12-15-11 at Atlanta
- 1-1-12 vs. Indianapolis

2010

1. Mike Thomas run (33 yds)
2. David Garrard to Mercedes Lewis (42 yds - TOUCHDOWN)
3. David Garrard to Mike Sims-Walker (39 yds)
4. David Garrard to Zach Miller (52 yds - TOUCHDOWN)
5. David Garrard to Mike Thomas (50 yds - TOUCHDOWN)
6. David Garrard to Maurice-Jones-Drew (75 yds)
7. Maurice Jones-Drew run (37 yds)
8. David Garrard to Jason Hill (48 yds - TOUCHDOWN)
9. Rashad Jennings run (74 yds - TOUCHDOWN)
10. Maurice Jones-Drew run (30 yds - TOUCHDOWN)
11. David Garrard to Mike Thomas (39 yds)
12. David Garrard to Mike Sims-Walker (31 yds)
13. David Garrard to Jason Hill (37 yds)
14. Trent Edwards to Jason Hill (44 yds)
- 10-10-10 at Buffalo
- 10-31-10 at Dallas
- 10-31-10 at Dallas
- 11-14-10 vs. Houston
- 11-14-10 vs. Houston
- 11-21-10 vs. Cleveland
- 12-5-10 at Tennessee
- 12-12-10 vs. Oakland
- 12-12-10 vs. Oakland
- 12-12-10 vs. Oakland
- 12-18-10 at Indianapolis
- 12-26-10 vs. Washington
- 12-26-10 vs. Washington
- 1-2-11 at Houston

Bold indicates Playoffs

DRIVE CHART



WEEK 1 VS. KANSAS CITY

JAX Start	Plays	Yards	End	Deep	Result
1. J25	3	6	J31	J31	Punt
2. J25	7	75	EZ	KC35	Touchdown
3. J25	9	56	KC19	KC19*	Field Goal
4. J25	5	70	KC5	KC5##	Field Goal
5. J25	2	1	J21	J31	End of half
6. J25	9	49	KC26	KC26	Fumble
7. J22	3	-3	J19	J22	Punt
8. J21	7	79	EZ	KC15*	Touchdown
9. J20	1	0	J20	J20	Interception
10. J25	6	75	EZ	KC21	Touchdown

KC Start	Plays	Yards	End	Deep	Result
1. KC25	3	75	EZ	KC32	Touchdown
2. KC21	6	70	J9	J9*	Field Goal
3. KC20	5	80	EZ	J49	Touchdown
4. KC25	7	68	J7	J7*#	Field Goal
5. KC25	10	47	J28	J28	Field Goal
6. KC40	12	60	EZ	J1*#	Touchdown
7. KC33	8	67	EZ	J3*#	Touchdown
8. J46	4	-5	KC49	J44	Punt
9. J12	4	-5	J17	J7*	Field Goal
10. J47	5	30	J16	J16*	End of Game

WEEK 2 AT HOUSTON

JAX Start	Plays	Yards	End	Deep	Result
1. J25	5	9	J34	J37	Punt
2. J26	3	5	J31	J31	Punt
3. J15	6	29	J44	J44	Punt
4. J15	3	4	J19	J19	Punt
5. J31	10	47	H22	H22	Field Goal
6. J25	5	16	J41	J41	Punt
7. J36	4	16	H48	H41	Punt
8. J30	1	-19	J20	J30	Fumble
9. J25	9	61	H14	H14*	Field Goal
10. J32	14	68	EZ	H4*	Touchdown

HOU Start	Plays	Yards	End	Deep	Result
1. H17	3	9	H26	H26	Punt
2. H8	15	71	J21	J21	Field Goal
3. H8	4	23	H31	H39	Punt
4. H33	3	-8	H25	H33	Punt
5. H25	11	71	J4	J4*#	Field Goal
6. H25	5	15	H40	H40	Punt
7. H12	5	15	H27	H27	Punt
8. H1	9	30	H31	H31	Punt
9. J11	4	11	EZ	J2*	Touchdown
10. H25	5	2	H27	H36	Punt
11. H48	1	-1	J48	J48	End of Game

WEEK 3 VS. TENNESSEE

JAX Start	Plays	Yards	End	Deep	Result
1. J25	3	9	J34	J34	Punt
2. T7	1	7	EZ	T7*#	Touchdown
3. J38	6	62	EZ	T22	Touchdown
4. J15	3	0	J15	J15	Punt
5. J15	5	32	J47	J47	Punt
6. J20	3	4	J24	J24	Punt
7. J5	3	6	J11	J11	Punt
8. J10	4	13	J24	J24	End of Half
9. J20	7	58	T22	T22	Field Goal
10. J20	3	3	J23	J23	Punt
11. J25	9	45	T30	T30	Field Goal
12. J22	5	74	T4	T4*#	Failed 4th Down

TEN Start	Plays	Yards	End	Deep	Result
1. T25	5	4	T29	T35	Punt
2. T26	5	28	J46	J46	Punt
3. T44	5	10	J46	J46	Punt
4. T33	3	4	T37	T37	Punt
5. T21	10	22	T43	T43	Punt
6. J44	3	-10	T46	J44	Punt
7. T25	9	55	J11	J11*	Failed 4th Down
8. T25	11	28	J47	J39	Punt
9. T34	7	66	EZ	J1*#	Touchdown
10. T25	5	-7	T18	T40	Punt
11. T4	12	81	J37	J37	End of Game

Underlined = last drive of half

*=Inside the 20

##=Goal-to-go

@=Overtime possession

DRIVE CHART



WEEK 4 AT DENVER

JAX Start	Plays	Yards	End	Deep	Result
1. J1	3	3	J4	J7	Punt
2. J25	10	68	D7	D7*	Field Goal
3. J31	3	-7	J24	J31	Punt
4. J25	4	12	J37	J37	Punt
5. J45	3	-7	J38	50	Punt
6. J25	3	3	J28	J28	Punt
7. D43	7	21	D22	D18*	Field Goal
8. J25	16	75	EZ	D7*	Touchdown
9. J7	3	93	EZ	D18*	Touchdown
10. J16	7	9	J25	J42	Punt
11. J6	13	78	D16	D16*	Field Goal
12. J25	8	60	D15	D15*	Field Goal

DEN Start	Plays	Yards	End	Deep	Result
1. D22	7	39	J39	J39	Punt
2. D47	2	53	EZ	J25	Touchdown
3. D26	3	-1	D25	D30	Punt
4. D31	6	69	EZ	J7*#	Touchdown
5. D7	3	2	D9	D9	Punt
6. D36	11	49	J15	J11*	Field Goal
7. D24	6	43	J33	J33	Interception
8. D25	1	-1	D25	D25	End of Half
9. D20	3	6	D26	D26	Punt
10. D25	3	17	D42	D42	Punt
11. D36	4	22	J42	J42	Punt
12. D25	6	75	EZ	J8*#	Touchdown

WEEK 5 AT CAROLINA

JAX Start	Plays	Yards	End	Deep	Result
1. J25	4	75	EZ	C37	Touchdown
2. J25	3	1	J26	J31	Punt
3. J20	1	0	J20	J20	Fumble
4. J25	8	31	C34	C34	Fumble (ret. - TD)
5. J25	5	16	J41	J41	Punt
6. J17	6	83	EZ	C11*	Touchdown
7. J46	8	37	C17	C17*	Field Goal
8. J14	1	-1	J14	J14	End of Half
9. J25	3	7	J32	J32	Punt
10. J25	6	75	EZ	C1*#	Touchdown
11. J36	5	15	C49	C49	Punt
12. J7	11	73	C20	C20	Field Goal
13. J25	7	30	C39	C39	Fumble
14. J5	11	71	C24	C24	End of Game

CAR Start	Plays	Yards	End	Deep	Result
1. C22	8	78	EZ	J5*#	Touchdown
2. C25	5	11	C36	C36	Punt
3. C14	3	8	C22	C22	Punt
4. J24	3	24	EZ	J18*	Touchdown
5. C39	3	4	C43	C43	Punt
6. C27	7	35	J38	J24	Missed field goal (tipped)
7. C25	3	1	C26	C26	Punt
8. C16	1	84	EZ	C16	Touchdown
9. C25	8	47	J28	J28	Missed field goal
10. C6	14	87	J5	J5*	Failed 4th down
11. C25	4	75	EZ	C41	Touchdown
12. C45	4	16	J39	J37	Punt

DRIVE CHART



WEEK 6 VS. NEW ORLEANS

JAX Start	Plays	Yards	End	Deep	Result
1. J9	5	20	J29	J29	Punt
2. J2	3	2	J4	J4	Punt
3. J25	3	5	J30	J30	Punt
4. J15	3	6	J21	J21	Punt
5. J30	13	66	N04	N04*#	Field Goal
6. J14	5	6	J21	J29	End of half
7. J25	4	20	J45	J45	Interception
8. J25	10	61	N014	N010*	Field Goal
9. J25	8	35	N040	N040	Failed 4th Down
10. J11	3	5	J16	J16	Punt

N.O. Start	Plays	Yards	End	Deep	Result
1. N025	5	24	N049	N049	Punt
2. N030	8	26	J44	J44	Punt
3. J37	7	8	J29	J27	Field Goal
4. N017	4	33	50	50	Punt
5. N018	3	6	N024	N024	Punt
6. N023	6	28	J49	J49	Punt
7. N040	11	57	J3	J3*#	Field Goal
8. N025	11	75	EZ	J4*#	Touchdown
9. N040	3	-2	N038	N044	Punt
10. N040	9	51	J8	J7*#	End of Game

WEEK 7 AT CINCINNATI

JAX Start	Plays	Yards	End	Deep	Result
1. J25	9	74	C1	C1*#	Failed 4th down
2. J23	3	-13	J10	J25	Punt
3. J3	3	-2	J1	J7	Punt
4. J1	7	59	C40	C40	Punt
5. J28	11	69	C3	C3*#	Field Goal
6. J9	6	38	J47	J47	Punt
7. J25	9	64	C11	C11*	Field Goal
8. J43	12	38	C19	C15*	Field Goal
9. C48	3	1	C47	C45	Punt
10. J25	5	75	EZ	C2*#	Touchdown
11. J19	6	14	J33	J33	Punt
12. C37	7	29	C8	C8*	Field Goal
13. C44	1	-1	C44	C44	End of Game

CIN Start	Plays	Yards	End	Deep	Result
1. C1	3	6	C7	C10	Punt
2. C47	4	12	J41	J41	Punt
3. J43	3	-7	50	J39	Punt
4. C12	3	2	C14	C14	Punt
5. C25	5	25	50	50	Punt
6. C20	6	80	EZ	J2*#	Touchdown
7. C49	1	0	C49	C49	End of Half
8. C25	5	28	C47	J38	Fumble
9. C25	3	-11	C14	C25	Punt
10. C9	10	72	J19	J19*	Field Goal
11. C25	10	60	J15	J15*	Interception
12. C23	3	5	C28	C28	Interception (ret. - TD)
13. J41	1	0	J41	J41	Interception
14. C31	9	69	EZ	J1*#	Touchdown

DRIVE CHART



WEEK 8 VS. NEW YORK JETS

JAX Start	Plays	Yards	End	Deep	Result
1. J23	4	77	EZ	NY6*	Touchdown
2. J21	3	-7	J14	J21	Punt
3. J27	2	73	EZ	J30	Touchdown
4. NY36	3	-1	NY36	NY36	Fumble
5. J 5	17	84	NY11	NY6*#	Field goal
6. J36	10	39	NY25	NY25	Field goal
7. J21	5	7	J28	J31	Punt
8. J30	8	64	NY6	NY6*#	Field goal
9. J25	6	30	NY45	NY45	Punt
10. NY24	8	24	EZ	NY1*#	Touchdown
11. J42	3	-6	J36	J42	Punt
12. NY27	4	-4	NY30	NY27	Failed 4th down

NYJ Start	Plays	Yards	End	Deep	Result
1. NY7	12	93	EZ	J24	Touchdown
2. 50	2	16	J34	J34	Interception
3. NY25	3	-13	NY12	NY25	Punt
4. NY37	3	-2	NY35	NY39	Punt
5. NY25	3	-10	NY15	NY29	Punt
6. NY25	1	-1	NY25	NY25	End of half
7. NY25	6	13	NY38	NY40	Punt
8. NY33	3	-3	NY30	NY36	Punt
9. NY25	9	75	EZ	J3*#	Touchdown
10. NY8	2	1	NY 9	NY23	Interception
11. NY31	4	15	NY46	NY46	Interception
12. NY23	4	4	NY27	NY27	Failed 4th down
13. NY31	1	5	NY31	NY31	End of Game

WEEK 9 VS. HOUSTON TEXANS

JAX Start	Plays	Yards	End	Deep	Result
1. J19	5	20	J39	J39	Punt
2. J28	5	15	J43	J43	Punt
3. J25	11	63	H12	H12*	Field goal
4. J48	1	17	J48	J48	End of half
5. J25	10	25	H31	H23	Failed 4th down
6. J25	6	13	J38	J38	Punt
7. J25	14	55	H20	H20	Failed 4th down
8. J20	5	31	H49	H49	Interception
9. J20	1	0	J20	J20	Interception
10. J25	2	37	H44	H44	Fumble
11. J 4	7	66	H30	H30	Fumble

HOU Start	Plays	Yards	End	Deep	Result
1. H19	13	47	J34	J34	Field goal
2. H6	6	20	H26	H26	Punt
3. H20	14	80	EZ	J1*#	Touchdown
4. H25	9	35	J40	J40	Missed field goal
5. 50	7	26	J24	J17*	Field goal
6. H21	5	79	EZ	J1*#	Touchdown
7. H20	4	14	H34	H39	Punt
8. H32	3	66	H40	H40	Fumble
9. J3	2	3	EZ	J1*#	Touchdown
10. J40	3	0	J40	J40	Punt

DRIVE CHART



WEEK 11 AT INDIANAPOLIS

JAX Start	Plays	Yards	End	Deep	Result
1. J21	5	22	J43	J43	Punt
2. J40	5	60	EZ	I34	Touchdown
3. J25	5	5	J30	J39	Punt
4. J25	3	9	J34	J34	Punt
5. J34	3	3	J37	J37	Punt
6. J23	1	0	J23	J23	Interception
7. J39	4	31	I48	I48	End of half
8. J25	10	31	I44	I44	Failed 4th down
9. J25	3	5	J30	J30	Punt
10. I29	4	1	I28	I28	Missed field goal
11. J25	5	16	J41	J41	Punt
12. J10	11	90	EZ	I20	Touchdown

IND Start	Plays	Yards	End	Deep	Result
1. I7	3	0	I7	I14	Punt
2. I24	11	76	EZ	J13*	Touchdown
3. I30	9	54	J16	J16*	Field goal
4. I20	3	4	I24	I24	Punt
5. I15	6	8	I23	I32	Punt
6. I42	4	19	J39	J39	Failed 4th down
7. I23	10	77	EZ	J 1*#	Touchdown
8. I44	5	56	EZ	J 5*#	Touchdown
9. I36	4	64	EZ	J 7*	Touchdown
10. I12	7	37	I49	I49	Interception
11. I11	2	-2	I10	I11	End of game

2019 GAME SUMMARIES



WEEK 1 VS. KANSAS CITY

Sept. 8, 2019 at TIAA Bank Field

	1	2	3	4	OT	Final
KANSAS CITY CHIEFS (1-0)	17	6	7	10	-	40
JACKSONVILLE JAGUARS (0-1)	7	6	0	13	-	26

The Jaguars opened their 25th season at home with high hopes, but were dominated in a 40-26 loss to the Kansas City Chiefs. The excitement of the new season faded quickly when QB **Nick Foles** was injured on his first-quarter touchdown pass to WR **DJ Chark Jr.** Foles, making his first start as a Jaguar, ran the team's first 10 plays and completed 5 of 8 passes for 75 yards and capped the second possession with his 35-yard pass to Chark in the endzone. But he was hit hard on the play and suffered a broken left clavicle. In the second-hottest game in team history, 6th-round rookie draft pick QB **Gardner Minshew II** came in hot in relief of Foles by completing his first 13 passes, finishing 22 of 25 for 275 yards and 2 touchdowns. But while the Jacksonville offense was finding its rhythm, Kansas City scored on its first seven possessions including QB **Patrick Mahomes** touchdown passes to WR **Sammy Watkins** of 68, 49 and 3 yards. Even with that offensive output the Chiefs led by just 10 points at 23-13 with 2:30 left in the third quarter. Kansas City added a RB **Damien Williams** touchdown run and Mahomes' third scoring pass to Watkins made it 36-13 in the fourth quarter. Minshew then threw touchdown passes of 15 yards to WR **Dede Westbrook** and 21 yards to WR **Chris Conley** in the final period. Mahomes threw for 313 yards in the first half, and the Chiefs finished the day with 491 yards of offense including 378 passing with Watkins gaining 198 on 9 receptions. Jacksonville managed 428 yards on offense with 347 passing but had two turnovers which the Chiefs converted into 10 points. Minshew's 88% completion rate was a Jaguars team record for QBs making at least 20 attempts. WR **Chris Conley** led Jacksonville with 6 receptions for 97 yards and a touchdown, while Chark had a 69-yard reception and finished with 4 catches for 146 yards and a touchdown. The kickoff temperature of 91 degrees marked the second-hottest game in Jaguars history behind their home opener in Week 2 of 2018.

Team	Q	Time	Scoring Play	Drive Info
K.C.	1	13:24	S.Watkins 68 yd. pass from P.Mahomes (H.Butker kick)	3-75, 1:36
K.C.	1	8:57	H.Butker 28 yd. Field Goal	6-70, 2:47
JAX	1	5:23	D.Chark 35 yd. pass from N.Foles (J.Lambo kick)	7-75, 3:34
K.C.	1	2:36	S.Watkins 49 yd. pass from P.Mahomes (H.Butker kick)	5-80, 2:47
JAX	2	11:36	J.Lambo 37 yd. Field Goal	9-56, 6:00
K.C.	2	7:56	H.Butker 25 yd. Field Goal	7-68, 3:40
JAX	2	4:22	J.Lambo 23 yd. Field Goal	5-70, 3:34
K.C.	2	0:24	H.Butker 46 yd. Field Goal	10-47, 3:58
K.C.	3	2:25	Dam.Williams 1 yd. run (H.Butker kick)	12-60, 6:25
K.C.	4	10:56	S.Watkins 3 yd. pass from P.Mahomes (H.Butker kick)	8-67, 4:19
JAX	4	7:32	D.Westbrook 15 yd. pass from G.Minshew (pass failed)	7-79, 3:24
K.C.	4	3:33	H.Butker 35 yd. Field Goal	4-5, 1:41
JAX	4	1:55	C.Conley 21 yd. pass from G.Minshew (J.Lambo kick)	6-75, 1:38

Team Statistics

	Chiefs	Jaguars
First Downs (Run-Pass-Pen)	24 (9-13-2)	18 (3-13-2)
Total Yards-Plays-Avg.	491-60-8.2	428-50-8.6
Rushing Yards-Attempts-Avg.	113-26-4.3	81-16-5.1
Net Yards Passing (Sacked-Yds)	378 (0-0)	347 (1-3)
Att-Comp-Int	34-25-0	33-27-1
Third Down Conversions (%)	5-10 (50%)	5-10 (50%)
Fourth Down Conversions (%)	0-0 (0%)	0-0 (0%)
Punts-Avg.	1-51.0	2-48.0
Fumbles-Lost	0-0	1-1
Penalties-Yards	5-55	10-71
Time of Possession	31:15	28:45

Individual Statistics

Jaguars Rushing: L.Fournette 13-66, R. Armstead 1-7, G. Minshew 1-6, D. Westbrook 1-2
Chiefs Rushing: L. McCoy 10-81, Dam. Williams 13-26 (TD), T.Hill 1-5, P. Mahomes 1-2, M. Moore 1-1

Jaguars Passing: G. Minshew 22-25-275 (2 TDs, 1 INT), N. Foles 5-8-75 (1 TD)
Chiefs Passing: P. Mahomes 25-33-378 (3 TDs)

Jaguars Receiving: D. Chark 4-176 (1 TD), C. Conley 6-97 (1 TD), J. O'Shaughnessy 4-32, D. Westbrook 5-30 (1 TD), L. Fournette 4-28, G. Swaim 4-17
Chiefs Receiving: S. Watkins 9-198 (3 TDs), T. Kelce 3-88, Dam. Williams 6-39, T. Hill 2-16, A. Sherman 1-15, L. McCoy 1-12, B. Bell 1-7, D. Thompson 1-3, D. Robinson 1-0

Sacks: Jaguars 0
Sacks: Chiefs 1 (E. Ogbah)

Interceptions: Jaguars 0
Interceptions: Chiefs 1 (F. Clark)

Paid Attendance: 60, 157 **Time:** 3:04 **Temperature:** 91 degrees

WEEK 2 AT HOUSTON

Sept. 15, 2019 at NRG Stadium

	1	2	3	4	OT	Final
JACKSONVILLE JAGUARS (0-2)	0	3	0	9	-	12
HOUSTON TEXANS (1-1)	3	3	0	7	-	13

In their first division game of the season and **Gardner Minshew II's** first NFL start the Jaguars battled back from a 13-3 fourth-quarter deficit, scoring on their final two possessions to get within one point with 30 seconds remaining, but their two-point try to win the game was stopped short and they fell to the Houston Texans, 13-12. Despite outgaining the Texans 281 to 263 the Jaguars struggled to move the ball much of the afternoon, getting their first points on a 40-yard K **Josh Lambo** field goal late in the second quarter. Houston answered with a 22-yard Ka'imi Fairbanks field goal on the final play of the first half to take a 6-3 lead after the Jacksonville defense held at its own 4-yard line following a 3rd-and-16 Houston conversion. After a scoreless third quarter, Houston took control on the Jaguars' first play of the fourth quarter when a LB **Whitney Mercilus** sack-forced fumble and DE J.J. Watt fumble recovery – the only turnover of the game – set up the Texans offense at the Jacksonville 11-yard line. Four plays later QB **Deshawn Watson** ran it in on 4th-and-1 from the 2 for a 13-3 lead. Minshew and the Jaguars offense responded on the ensuing possession by driving 61 yards in 9 plays to the Texans' 14, setting up Lambo's 32-yard field goal which made it a one-score game at 13-6. After forcing a Texans punt the Jaguars put together their best drive of the day, taking over at their own 32 with 3:36 left and just one time out. Five runs and 8 passes – including an 18-yard Minshew run on 4th-and-10 – set them up at the Houston 4 from where Minshew threw to WR **DJ Chark Jr.** in the back of the endzone for a touchdown that made the score 13-12. A RB Leonard Fournette run up the middle was stopped short on the 2-point try, and Houston then recovered the Jaguars' onside kick. The Jaguars' 9 penalties on the day wiped out gains of 29, 29 and 9 yards, but they scored on all three possessions on which they crossed midfield.

Team	Q	Time	Scoring Play	Drive Info
HOU	1	1:54	K.Fairbairn 39 yd. Field Goal	15-71, 7:15
JAX	2	3:17	J.Lambo 40 yd. Field Goal	10-47, 5:20
HOU	2	0:00	K.Fairbairn 22 yd. Field Goal	11-71, 3:17
HOU	4	11:35	D.Watson 2 yd. run (K.Fairbairn kick)	4-11, 1:24
JAX	4	6:01	J.Lambo 32 yd. Field Goal	9-61, 5:34
JAX	4	0:30	D.Chark 4 yd. pass from G.Minshew (run failed)	14-68, 3:06

Team Statistics

	Texans	Jaguars
First Downs (Run-Pass-Pen)	17 (7-9-1)	16 (5-10-1)
Total Yards-Plays-Avg.	263-63-4.2	281-58-4.8
Rushing Yards-Attempts-Avg.	126-30-4.2	103-21-4.9
Net Yards Passing (Sacked-Yds)	137 (4-22)	178 (4-35)
Att-Comp-Int	29-16-0	23-33-0
Third Down Conversions (%)	6-15 (40%)	3-13 (23%)
Fourth Down Conversions (%)	2-2 (100%)	1-2 (50%)
Punts-Avg.	7-43.9	6-48.0
Fumbles-Lost	2-0	3-1
Penalties-Yards	7-47	9-70
Time of Possession	29:59	30:01

Individual Statistics

Jaguars Rushing: L.Fournette 7-47, G. Minshew 6-56
Texans Rushing: C. Hyde 20-90, D. Johnson 6-31, D. Watson 4-5 (1 TD)

Jaguars Passing: G. Minshew 23-33-213 (1 TD)
Texans Passing: D. Watson 16-29-159

Jaguars Receiving: C. Conley 4-73, D. Chark 7-55 (1 TD), L. Fournette 4-40, J. O'Shaughnessy 4-28, G. Swaim 3-14, D. Westbrook 1-3
Texans Receiving: D. Hopkins 5-40, W. Fuller 4-40, K. Stills 2-38, J. Atkins 2-25, D. Fells 1-9, K. Coutee 2-7

Sacks: Jaguars 4-22 (R. Harrison 1.0-0, D. Haydon 1.0-8, M. Jack 0.5-4, L. Jacobs 0.5-4)
Sacks: Texans 4-35 (Z. Cunningham 1.0-8, W. Mercilus 2.0-18, C. Omenihu 1.0-9)

Interceptions: Jaguars 0
Interceptions: Texans 0

Paid Attendance: 71, 651 **Time:** 3:04 **Temperature:** 89 degrees

2019 GAME SUMMARIES



WEEK 3 VS. TENNESSEE

Sept. 19, 2019 at TIAA Bank Field

	1	2	3	4	OT	Final
TENNESSEE TITANS (1-2)	0	0	0	7	-	7
JACKSONVILLE JAGUARS (1-2)	14	0	0	3	-	20

In their lone prime-time game of the season the Jaguars scored quickly and forced Tennessee to play catch-up throughout a rainy night before closing out a gutty 20-7 divisional home win. QB **Gardner Minshew II**, making his first home start, threw two touchdown passes in the first nine minutes and the Jacksonville defense contributed nine sacks – including eight in the second half – to prevent a Titans comeback. The Jaguars' opening-drive punt was muffed by CB **Adoree' Jackson** – the game's only turnover – at the Tennessee 7, and one play later Minshew lofted a touchdown pass to TE **James O'Shaughnessy**. Following the first of eight Tennessee punts, the Jaguars scored again on their second possession when Minshew connected with WR **Dede Westbrook** for 28 yards before finding WR **DJ Chark Jr.** in the end zone with a 22-yard scoring pass, giving the Jaguars a 14-0 lead just 8:24 into the game. At that point Tennessee had run just five offensive plays and gained 4 yards. The second half opened with Tennessee driving to the Jacksonville 11 before being stopped on a 4th-and-6 on Campbell's second sack. The Jaguars responded with a field goal drive, with K **Josh Lambo's** 40-yarder making it 17-0 midway through the third quarter. In the fourth period the Titans put together a 66-yard possession, with RB **Derrick Henry** capping it with a 1-yard touchdown run, to get within 10 at 17-7. But Jacksonville answered with a 9-play drive to set up Lambo's 48-yard field goal for a 20-7 lead with 4:30 remaining and Tennessee was unable to mount a comeback. Minshew, who was not sacked, completed 20 of 30 passes for 204 yards and became the first rookie in franchise history to throw for at least 200 yards in each of the first three games of his career. Campbell led the defensive onslaught with three sacks, with rookie Josh Allen getting his first two including a strip-sack, DE **Dawuane Smoot** adding two, DL **Taven Bryan** one and LB **Leon Jacobs** and DT **Marcel Dareus** splitting a sack. RB **Leonard Fournette** was held in check until breaking a 69-yard run on the Jaguars' last possession to finish with 66 rushing yards, and he led the team with 6 receptions. Tennessee faced 3rd down and 5 or longer on 15 of their 17 third down plays.

Team	Q	Time	Scoring Play	Drive Info
JAX	1	13:02	J.O'Shaughnessy 7 yd. pass from G.Minshew (J.Lambo kick)	1-7, 0:05
JAX	1	6:36	D.Chark 22 yd. pass from G.Minshew (J.Lambo kick)	6-62, 3:32
JAX	3	7:54	J.Lambo 40 yd. Field Goal	7-58, 3:33
TEN	4	12:04	D.Henry 1 yd. run (C.Santos kick)	7-66, 2:42
JAX	4	7:34	J.Lambo 48 yd. Field Goal	9-45, 4:30

Team Statistics

	Titans	Jaguars
First Downs (Run-Pass-Pen)	21 (5-15-1)	12 (2-8-2)
Total Yards-Plays-Avg.	340-75-4.5	292-50-5.8
Rushing Yards-Attempts-Avg.	91-26-3.5	88-20-4.4
Net Yards Passing (Sacked-Yds)	249 (9-55)	204 (0-0)
Att-Comp-Int	40-23-0	30-20-0
Third Down Conversions (%)	8-17 (47%)	2-11 (18%)
Fourth Down Conversions (%)	0-1 (0%)	0-1 (0%)
Punts-Avg.	8-46.5	6-42.0
Fumbles-Lost	3-1	0-0
Penalties-Yards	9-101	4-30
Time of Possession	35:16	24:44

Individual Statistics

Jaguars Rushing: L.Fournette 15-66, G. Minshew 4-18, D. Westbrook 1-4
Titans Rushing: D. Henry 17-44 (1 TD), M. Mariota 6-34, D. Lewis 3-13

Jaguars Passing: G. Minshew 20-30-204 (2 TDs)
Titans Passing: M. Mariota 23-40-304

Jaguars Receiving: D. Chark 4-76 (1 TD), D. Westbrook 5-46, C. Conley 2-30, L. Fournette 6-26, J. O'Shaughnessy 2-18 (1 TD), G. Swain 1-8
Titans Receiving: A. Humphries 6-93, T. Sharpe 2-70, De. Walker 7-64, C. Davis 3-44, J. Smith 2-20, D. Lewis 1-7, A. Brown 1-4, D. Henry 1-2

Sacks: Jaguars 9 (C. Campbell 3.0, J. Allen 2.0, D. Smoot 2.0, T. Bryan 1.0, L. Jacobs 0.5, M. Dareus 0.5)
Sacks: Titans 0

Interceptions: Jaguars 0
Interceptions: Titans 0

Paid Attendance: 58, 613 **Time:** 3:01 **Temperature:** 73 degrees

WEEK 4 AT DENVER

Sept. 29, 2019 at Empower Field at Mile High

	1	2	3	4	OT	Final
JACKSONVILLE JAGUARS (2-2)	7	10	14	6	-	26
DENVER BRONCOS (0-4)	7	10	0	7	-	24

K **Josh Lambo's** 33-yard field goal as time expired gave the Jaguars a thrilling 26-24 come-from-behind win in Denver to even their record at 2-2. With RB **Leonard Fournette** rushing for a career-high 225 yards and QB **Gardner Minshew II** escaping a fierce pass rush to complete passes, the Jaguars overcame a 14-point second-quarter deficit by scoring twice in the third quarter. The first half was all Denver as the Broncos built a 17-3 lead with 4:16 remaining in the half on two QB **Joe Flacco** touchdown passes and a 33-yard field goal. Denver's next possession ended with the game's only turnover, an interception by S **Ronnie Harrison** which he returned 31 yards to the Denver 43, and Lambo kicked a 40-yard field goal seven plays later for a 17-6 halftime score. Turning to the run game, the Jaguars marched 75 yards in 16 plays and ate up 10:24 to open the third quarter – with 11 Fournette runs including 6 straight – and Minshew II capped the drive with a 7-yard touchdown pass to RB **Ryquell Armstead**. After forcing a three-and-out Jacksonville took its first lead of the day at 20-17 on its next series when Minshew found TE **James O'Shaughnessy** in the end zone with an 18-yard pass. That drive, which started at the Jacksonville 7-yard line, began with Fournette's 81-yard run, the second-longest in team history. In the fourth quarter the Jaguars extended their lead to six at 23-17 on Lambo's 34-yard field goal that capped a 13-play, 78-yard drive. But Denver took back the lead on the ensuing possession, driving 75 yards in 6 plays with two 27-yard completions before Flacco threw 8 yards to WR **Courtland Sutton** for the touchdown and a 24-23 lead with 1:32 left. Facing a relentless pass rush, Minshew turned in his first game-winning drive by completing passes of 32 yards to WR **Dede Westbrook** and 17 yards to WR **Chris Conley** to set up Lambo's fourth field goal of the day. Minshew II was sacked five times, including the 99th and 100th sacks of LB **Von Miller's** career, but he completed 19 of 33 passes for 213 yards, his fourth straight 200-yard performance. The Jaguars, who were 0 of 7 on third downs in the first half, rushed for 269 yards and gained 455 total while possessing the ball for 39:12 to overcome 12 penalties.

Team	Q	Time	Scoring Play	Drive Info
DEN	1	8:17	N.Fant 25 yd. pass from J.Flacco (B.McManus kick)	2-53, 0:50
JAX	1	3:13	J.Lambo 25 yd. Field Goal	10-68, 5:04
DEN	2	13:39	C.Sutton 7 yd. pass from J.Flacco (B.McManus kick)	6-69, 2:32
DEN	2	4:16	B.McManus 33 yd. Field Goal	11-49, 4:27
JAX	2	0:08	J.Lambo 40 yd. Field Goal	7-21, 0:41
JAX	3	4:36	R.Armstead 7 yd. pass from G.Minshew (J.Lambo kick)	16-75, 10:24
JAX	3	1:10	J.O'Shaughnessy 18 yd. pass from G.Minshew (J.Lambo kick)	3-93, 1:47
JAX	4	2:54	J.Lambo 34 yd. Field Goal	13-78, 7:00
DEN	4	1:32	C.Sutton 8 yd. pass from J.Flacco (B.McManus kick)	6-75, 1:22
JAX	4	0:00	J. Lambo 33 yd. Field Goal	8-60, 1:32

Team Statistics

	Jaguars	Broncos
First Downs (Run-Pass-Pen)	25 (11-12-2)	19 (2-15-2)
Total Yards-Plays-Avg.	455-76-6.0	371-54-6.9
Rushing Yards-Attempts-Avg.	269-38-7.1	68-16-4.3
Net Yards Passing (Sacked-Yds)	186 (5-27)	303 (0-0)
Att-Comp-Int	33-19-0	38-22-1
Third Down Conversions (%)	4-14 (29%)	4-11 (36%)
Fourth Down Conversions (%)	1-1 (100%)	0-0 (0%)
Punts-Avg.	6-45.5	6-45.2
Fumbles-Lost	1-0	1-0
Penalties-Yards	12-104	5-48
Time of Possession	39:12	20:48

Individual Statistics

Jaguars Rushing: L.Fournette 29-225, R. Armstead 8-42, G. Minshew 1-2
Broncos Rushing: P. Lindsay 9-53, R. Freeman, 6-16, J. Flacco 1-1

Jaguars Passing: G. Minshew 19-33-213 (2 TDs)
Broncos Passing: J. Flacco 22-38-303 (3 TDs, 1 INT)

Jaguars Receiving: D. Westbrook 5-66, D. Chark 4-44, G. Swain 3-17, L. Fournette 2-20, K. Cole 1-19, J. O'Shaughnessy 1-18 (1 TD), C. Conley 1-17, R. Armstead 1-7 (1 TD), M. Lee 1-5
Broncos Receiving: C. Sutton 6-62 (2 TDs), E. Sanders 5-104, R. Freeman 4-34, D. Hamilton 3-57, N. Fant 2-31 (1 TD), D. Spencer 1-8, P. Lindsay 1-7

Sacks: Jaguars 0
Sacks: Broncos 5.0 (V. Miller 2.0, B. Chubb 1.0, D. Walker 1.0, M. Reed 1.0)

Interceptions: Jaguars 1 (R. Harrison)
Interceptions: Broncos 0

Paid Attendance: 76, 219 **Time:** 3:15 **Temperature:** 87 degrees

2019 GAME SUMMARIES



WEEK 5 AT CAROLINA

Oct. 6, 2019 at Bank of America Stadium

	1	2	3	4	OT	Final
JACKSONVILLE JAGUARS (2-3)	7	10	7	3	-	27
CAROLINA PANTHERS (3-2)	14	7	7	6	-	34

For the second week in a row the Jaguars battled back from a 14-point deficit, but this time they came up short, falling to Carolina 34-27. It was a day for offense as the Jaguars gained 507 yards and the Panthers 445. The fireworks started from the beginning as Carolina marched 78 yards in 8 plays with their opening possession, scoring on RB **Christian McCaffrey's** summersaulting 5-yard run. But the Jaguars responded, taking just four plays to cover 75 yards with QB **Gardner Minshew II's** 37-yard touchdown pass to WR **DJ Chark Jr.** capping the series. The Panthers took a 14-7 lead late in the first quarter on McCaffrey's 18-yard touchdown reception, which was set up by a Minshew fumble that was recovered by Carolina at the Jaguars' 24-yard line. The Jaguars' next possession ended with a fumble as well when Minshew was sacked at the Carolina 41, and DE **Brian Burns** scooped and scored to make it a 14-point game at 21-7 just 1:28 into the second quarter. Despite giving up 14 points off turnovers early, Jacksonville battled back with consecutive scoring drives, first getting points on Minshew II's 11-yard pass to Chark. On the Panthers' ensuing possession a 56-yard field goal try was tipped at the line by DL **Calais Campbell**, and the Jaguars took over at their own 46 to set up K **Josh Lambo's** 35-yard field goal to make it 21-17 with 58 seconds remaining in the first half. McCaffrey, who accounted for 237 yards from scrimmage and 18 points on the day, seemed to break the game open on the Panthers' first play of the third quarter when he went 84 yards untouched to stake a 28-17 lead. But once again the Jaguars responded, with RB **Leonard Fournette** crashing in from the 1 to cap a 75-yard drive that featured back-to-back 31-yard completions from Minshew to Chark. In the fourth quarter Lambo's 38-yard field goal made it a one-point game at 28-27 with 5:52 remaining, but once again the Panthers broke off a long run when RB **Reggie Bonnafon** charged 59 yards to the end zone, and a missed PAT made things interesting with Carolina clinging to a 7-point lead with 3:34 left. Minshew was sacked and lost a third fumble on the Jaguars' next possession, but the Jaguars got the ball back at their own 5 with 1:45 remaining and a chance to tie. They reached the Carolina 24 in 10 plays, but Minshew's final pass was knocked down to end the game on an untimed down. The Jaguars yielded 285 rushing yards, the second-most in team history, led by McCaffrey's 176 and two touchdowns. Fournette turned in his second straight 100-yard game with 108 yards and a touchdown on 23 carries. Chark led the Jaguars with 8 receptions for 164 yards and 2 touchdowns.

Team	Q	Time	Scoring Play	Drive Info
CAR	1	9:23	C.McCaffrey 5 yd. run (J.Slye kick)	8-78, 5:37
JAX	1	7:37	D.Chark 37 yd. pass from G.Minshew (J.Lambo kick)	4-75, 1:56
CAR	1	1:35	C.McCaffrey 18 yd. pass from K.Allen (J.Slye kick)	3-24, 1:51
CAR	2	13:32	B.Burns 56 yd. fumble return (J.Slye kick)	
JAX	2	6:07	D.Chark 11 yd. pass from G.Minshew (J.Lambo kick)	6-83, 3:39
JAX	2	0:58	J.Lambo 35 yd. Field Goal	8-37, 1:59
CAR	3	13:49	C.McCaffrey 84 yd. run (J.Slye kick)	1-84, 0:12
JAX	3	10:27	L.Fournette 1 yd. run (J.Lambo kick)	6-75, 3:22
JAX	4	5:52	J.Lambo 38 yd. Field Goal	11-73, 6:01
CAR	4	3:34	R.Bonnafon 59 yd. run (kick failed, wr)	4-75, 2:18

Team Statistics

	Jaguars	Panthers
First Downs (Run-Pass-Pen)	28 (8-18-2)	22 (9-10-3)
Total Yards-Plays-Avg.	507-77-6.6	445-61-7.3
Rushing Yards-Attempts-Avg.	149-31-4.8	285-27-10.6
Net Yards Passing (Sacked-Yds)	358 (2-16)	160 (3-21)
Att-Comp-Int	44-26-0	31-17-0
Third Down Conversions (%)	6-13 (46%)	4-12 (33%)
Fourth Down Conversions (%)	0-0 (0%)	0-1 (0%)
Punts-Avg.	4-48.3	5-47.6
Fumbles-Lost	3-3	1-0
Penalties-Yards	9-84	8-70
Time of Possession	32:24	27:36

Individual Statistics

Jaguars Rushing: L.Fournette 23-108 (1 TD), G. Minshew 7-42, R. Armstead 1-1
Panthers Rushing: C. McCaffrey 19-176 (2 TDs), R. Bonnafon 5-80, C. Samuel 2-25, K. Allen 1-4

Jaguars Passing: G. Minshew 26-44-374 (2 TDs)
Panthers Passing: K. Allen 17-30-181 (1 TD)

Jaguars Receiving: D. Chark 8-164 (2 TDs), D. Westbrook 7-82, J. O'shaughnessy 3-57, L. Fournette 4-29, C. Conley 1-26, R. Armstead 1-7, M. Lee 1-5, G. Swaim 1-4
Panthers Receiving: D. Moore 6-91, C. McCaffrey 6-61 (1 TD), C. Samuel 3-19, J. Wright 1-6, A. Armah 1-4

Sacks: Jaguars 3.0 (Y. Ngakoue 2.0, J. Allen 1.0)
Sacks: Panthers 5.0 (B. Burns 1.0, M. Addison 1.0)

Interceptions: Jaguars 0
Interceptions: Panthers 0

Paid Attendance: 72, 762 **Time:** 3:28 **Temperature:** 72 degrees

WEEK 6 VS NEW ORLEANS

Oct. 13, 2019 at TIAA Bank Field

	1	2	3	4	OT	Final
NEW ORLEANS SAINTS (5-1)	3	0	3	7	-	13
JACKSONVILLE JAGUARS (2-4)	0	3	3	0	-	6

A strong defensive showing by the Jaguars was not enough to overcome the offense's inability to reach the end zone, resulting in a 13-6 home loss to New Orleans. In the first half the teams combined for nine punts and a total of six points, and the remaining points of the day came on each team's first two possessions of the third quarter. Field position played a significant role in the first score, as the Jaguars were forced to punt from their own end zone on their second series, giving New Orleans possession at the Jacksonville 37 and setting up a K **Wil Lutz** 47-yard field goal. The Jaguars' longest drive of the day - 66 yards in 13 plays - led to K **Josh Lambo's** 22-yard second-quarter field goal. The second half began with an interception by CB **Marshon Lattimore**, setting up an 11-play Saints drive that reached the Jacksonville 3-yard line before ending with another field goal, this time from just 21 yards for a 6-3 lead. On the ensuing possession the Jaguars marched 61 yards in 10 plays to the New Orleans 14 before Lambo's second three-pointer of the day, from 32 yards, tied the game at 6-6. New Orleans responded right away, covering 75 yards with its second-straight 11-play drive, capped by QB **Teddy Bridgewater's** 4-yard touchdown pass to TE **Jared Cook** just 3:11 into the fourth quarter. After that the Jaguars got the ball just two more times, with a failed 4th-and-2 at the Saints' 40 and a punt. With 6:09 remaining in the game the Saints played keep-away by running nine plays and advancing to the Jacksonville 7 before time expired. The Jaguars managed just 75 rushing yards, with RB **Leonard Fournette** gaining 72 rushing and 46 on 6 receptions. QB **Gardner Minshew II** completed just 14 of 29 passes for 163 yards. In suffering their second straight loss the Jaguars fell to 2-4.

Team	Q	Time	Scoring Play	Drive Info
N.O.	1	2:29	W.Lutz 47 yd. Field Goal	7-8, 2:31
JAX	2	2:41	J.Lambo 22 yd. Field Goal	13-66, 7:04
N.O.	3	8:40	W.Lutz 21 yd. Field Goal	11-57, 4:49
JAX	3	3:11	J.Lambo 32 yd. Field Goal	10-61, 5:29
N.O.	4	11:49	J.Cook 4 yd. pass from T.Bridgewater (W.Lutz kick)	11-75, 6:22

Team Statistics

	Saints	Jaguars
First Downs (Run-Pass-Pen)	18 (6-12-0)	11 (1-9-1)
Total Yards-Plays-Avg.	326-65-5.0	226-55-4.1
Rushing Yards-Attempts-Avg.	104-26-4.0	75-24-3.1
Net Yards Passing (Sacked-Yds)	222 (3-18)	151 (2-12)
Att-Comp-Int	36-24-0	29-14-1
Third Down Conversions (%)	5-13 (38%)	4-14 (29%)
Fourth Down Conversions (%)	0-0 (0%)	0-1 (0%)
Punts-Avg.	6-41.8	5-48.8
Fumbles-Lost	1-0	0-0
Penalties-Yards	3-35	2-15
Time of Possession	33:09	26:51

Individual Statistics

Jaguars Rushing: L.Fournette 20-72, G. Minshew 2-1, M. Lee 1-1, R. Armstead 1-1
Saints Rushing: L. Murray 8-44, A. Kamara 11-31, T. Hill 3-17, T. Ginn 1-12, T. Bridgewater 3-0

Jaguars Passing: G. Minshew 14-29-163 (1 INT)
Saints Passing: T. Bridgewater 24-36-240 (1 TD)

Jaguars Receiving: D. Westbrook 3-53, L. Fournette 6-46, D. Chark 3-43, S. DeValve 1-16, G. Swaim 1-5

Saints Receiving: M. Thomas 8-89, J. Cook 3-37, T. Ginn 2-36, A. Kamara 7-35, L. Murray 3-35, J. Hill 1-8

Sacks: Jaguars 3.0 (N. Goode 1.0, J. Allen 1.0, D. Smoot 1.0)
Sacks: Saints 2.0 (C. Jordan 2.0)

Interceptions: Jaguars 0
Interceptions: Saints 1 (M. Lattimore)

Paid Attendance: 64, 341 **Time:** 2:52 **Temperature:** 81 degrees

2019 GAME SUMMARIES



WEEK 7 AT CINCINNATI

Oct. 20, 2019 at Paul Brown Stadium

	1	2	3	4	OT	Final
JACKSONVILLE JAGUARS (3-4)	0	6	3	18	-	27
CINCINNATI BENGALS (0-7)	0	7	3	7	-	17

The Jaguars took advantage of four turnovers in the second half and scored 18 fourth-quarter points to reverse a 10-9 deficit and earn a 27-17 road win in Cincinnati. After their opening drive stalled at the Bengals' 1-yard line, the Jaguars managed three field goals and four punts in a listless first half to trail 7-6. At that point the Jaguars' statistical advantage included time of possession (21:41 to 8:19), first downs (13 to 6), total yards (309 to 110) and rushing yards (130 to -2). The third quarter began with a Bengals fumble forced by CB **D.J. Hayden** and recovered by S **Ronnie Harrison**, setting up a 12-play drive that K **Josh Lambo** capped with a 37-yard field goal for a 9-7 Jaguars lead. Cincinnati regained the lead at 10-9 when K **Randy Bullock** kicked a 38-yard field goal at the end of the quarter, but the final period was dominated by Jacksonville starting with a 5-play, 75-yard drive that ended with a QB **Gardner Minshew II** to WR **Keelan Cole** 2-yard touchdown pass to give the Jaguars a 17-10 lead. After that, Jacksonville made three interceptions in a span of five Bengals plays by LB **Myles Jack**, DE **Yannick Ngakoue** and Harrison. Ngakoue's theft came on an attempted screen pass, and he returned the pick 23 yards for a touchdown which put the Jaguars up 24-10 with 4:18 remaining. Harrison's came on the very next Bengals play and set up Lambo's 26-yard field goal, his fourth three-pointer of the day. In all, the Jaguars' four second-half takeaways led to 13 points in the 10-point win. Offensively Jacksonville had eight plays of 20 or more yards, including five Minshew passes of 47, 33, 33, 29 and 29 yards and three 20-yard runs by Minshew, RB **Leonard Fournette** and WR **DJ Chark Jr.** Fournette finished with day with 131 yards on 29 carries while WR **Dede Westbrook** led the team with 6 receptions for 103 yards as the Jaguars turned in 460 yards of offense including 216 rushing.

Team	Q	Time	Scoring Play	Drive Info
JAX	2	6:30	J.Lambo 21 yd. Field Goal	11-69, 5:19
CIN	2	1:25	J.Mixon 2 yd. pass from A.Dalton (R.Bullock kick)	6-80, 0:49
JAX	2	0:04	J.Lambo 29 yd. Field Goal	9-64, 1:21
JAX	3	6:52	J.Lambo 37 yd. Field Goal	12-38, 6:28
CIN	3	0:31	R.Bullock 38 yd. Field Goal	10-72, 3:07
JAX	4	12:41	K.Cole 2 yd. pass from G.Minshew II (G.Minshew II-C.Conley pass)	5-75, 2:50
JAX	4	4:18	Y.Ngakoue 23 yd. interception return (J.Lambo kick)	
JAX	4	1:56	J.Lambo 26 yd. Field Goal	7-29, 2:03
CIN	4	0:23	A.Dalton 1 yd. run (R.Bullock kick)	9-69, 1:33

Team Statistics

	Jaguars	Bengals
First Downs (Run-Pass-Pen)	22 (11-10-1)	21 (3-12-6)
Total Yards-Plays-Avg.	460-78-5.9	291-65-4.5
Rushing Yards-Attempts-Avg.	216-44-4.9	33-20-1.7
Net Yards Passing (Sacked-Yds)	244 (2-11)	258 (2-18)
Att-Comp-Int	32-15-0	43-22-3
Third Down Conversions (%)	4-16 (25%)	5-12 (42%)
Fourth Down Conversions (%)	1-2 (50%)	0-0 (0%)
Punts-Avg.	6-42.2	6-48.3
Fumbles-Lost	1-0	1-1
Penalties-Yards	11-130	6-50
Time of Possession	38:17	21:43

Individual Statistics

Jaguars Rushing: L.Fournette 29-131, G. Minshew II 9-48, D. Chark Jr. 1-20, D. Westbrook 2-14, R. Armstead 3-3
Bengals Rushing: C. McCaffrey 19-176 (2 TDs), R. Bonnafon 5-80, C. Samuel 2-25, K. Allen 1-4

Jaguars Passing: G. Minshew 15-32-255 (1 TD)
Bengals Passing: A. Dalton 22-43-276 (1 TD, 3 INTs)

Jaguars Receiving: D. Westbrook 6-103, C. Conley 3-83, D. Chark Jr. 3-53, L. Fournette 2-14, K. Cole 1-2
Bengals Receiving: A. Erickson 8-137, A. Tate 3-65, T. Boyd 5-55, T. Eifert 2-10, G. Bernard 2-4, D. Sample 1-3, J. Mixon 1-2

Sacks: Jaguars 2.0 (A. Jones 1.0, J. Allen 1.0)
Sacks: Bengals 2.0 (G. Atkins)

Interceptions: Jaguars 3 (M. Jack, R. Harrison, Y. Ngakoue)
Interceptions: Bengals 0

Paid Attendance: 42,784 **Time:** 3:17 **Temperature:** 70 degrees

WEEK 8 VS NEW YORK JETS

Oct. 27, 2019 at TIAA Bank Field

	1	2	3	4	OT	Final
NEW YORK JETS (1-6)	7	0	0	8	-	15
JACKSONVILLE JAGUARS (4-4)	13	6	3	7	-	29

Three interceptions and eight sacks by a rejuvenated Jaguars defense combined with a productive three-touchdown day by QB **Gardner Minshew II** for a convincing 29-15 home win against the New York Jets, moving the Jaguars to 4-4 at midseason. The game began with both teams scoring a touchdown on their opening drive as Jacksonville built a 15-point lead, but the Jets closed to within 7 points early in the fourth quarter before back-to-back QB **Sam Darnold** interceptions prevented their comeback. A 66-yard RB **Leonard Fournette** run on the game's second play set up Minshew's 6-yard scoring pass to WR **Keelan Cole**, but the Jets answered with a 12-play, 93-yard drive to take a 7-6 lead on Darnold's 24-yard pass to WR **Ryan Griffin**. CB **Tre Herndon's** first career interception ended New York's second possession, and two plays later Minshew's 70-yard catch-and-run completion to WR **Chris Conley** gave Jacksonville a 13-7 lead before the Jets were held to three consecutive 3-and-outs for minus 25 yards. K **Josh Lambo** capped the Jaguars' last two possessions of the first half - 17 plays for 84 yards and 10 plays for 39 yards - with 29- and 43-yard field goals for a 19-7 halftime lead. His third three-pointer of the day, from 24 yards in the third quarter, made it 22-7 before the Jets got to within one score at 22-15 four plays into the fourth period when Darnold hit Griffin for a second touchdown. But the Jacksonville defense took over from there with two interceptions and a fourth-down stop on the next three New York drives while Minshew closed out the scoring with an 8-yard pass to **DJ Chark** in the front corner of the end zone with 4:13 remaining. Fournette finished with 136 combined yards - 76 rushing and 60 on a game-high seven receptions - while Minshew completed 22 of 34 for 279 yards with 3 touchdowns and Conley had a career-best 103 yards on 4 receptions including the 70-yarder that was a career-long for him and Minshew. Despite missing his first PAT attempt, Lambo extended his consecutive field goals made streak to 23. The Jacksonville defense saw six players contributing on the eight sacks - 2.0 by DE **Yannick Ngakoue** and DE **Josh Allen**, 1.5 by DL **Calais Campbell**, 1.0 each from DE **Dawuane Smoot** and S **Ronnie Harrison**, and a half by DT **Abry Jones** - with Herndon getting the first two interceptions of his career and CB **A.J. Bouye** making his first of the season. The Jaguars defense held New York to 46 rushing yards.

Team	Q	Time	Scoring Play	Drive Info
JAX	1	12:39	K.Cole 6 yd. pass from G.Minshew II (kick failed, wr)	4-77, 2:21
NYJ	1	4:51	R.Griffin 24 yd. pass from S.Darnold (S.Ficken kick)	12-93, 7:48
JAX	1	1:11	C.Conley 70 yd. pass from G.Minshew II (J.Lambo kick)	2-73, 0:50
JAX	2	2:57	J.Lambo 29 yd. Field Goal	17-84, 8:56
JAX	2	0:11	J.Lambo 43 yd. Field Goal	10-39, 1:32
JAX	3	2:11	J.Lambo 24 yd. Field Goal	8-64, 3:03
NYJ	4	13:07	R.Griffin 3 yd. pass from S.Darnold (S.Darnold-R.Griffin pass)	9-75, 4:04
JAX	4	4:13	D.Chark Jr. 8 yd. pass from G.Minshew II (J.Lambo kick)	8-24, 4:26

Team Statistics

	Jets	Jaguars
First Downs (Run-Pass-Pen)	15 (2-11-2)	21 (4-13-4)
Total Yards-Plays-Avg.	213-53-4.0	389-70-5.6
Rushing Yards-Attempts-Avg.	46-15-3.1	111-34-3.3
Net Yards Passing (Sacked-Yds)	167 (8-51)	278 (2-1)
Att-Comp-Int	30-21-3	34-22-0
Third Down Conversions (%)	2-9 (22%)	8-17 (47%)
Fourth Down Conversions (%)	1-2 (50%)	2-4 (50%)
Punts-Avg.	5-49.2	4-48.3
Fumbles-Lost	1-0	3-1
Penalties-Yards	10-83	9-70
Time of Possession	26:39	33:21

Individual Statistics

Jaguars Rushing: L.Fournette 19-76, G. Minshew 8-28, R. Armstead 6-7, D. Chark 1-0
Jets Rushing: L. Bell 9-23, V. Smith, B. Powell 4-11, S. Darnold 1--1

Jaguars Passing: G. Minshew 22-34-279 (3 TD)
Jets Passing: S. Darnold 21-30-218 (2 TD, 3 INT)

Jaguars Receiving: C. Conley 4-103 (1 TD), D. Chark 6-79 (1 TD), L. Fournette 7-60, K. Cole 2-12 (1 TD), S. DeValve 1-11, M. Lee 1-8, J. Oliver 1-6
Jets Receiving: R. Griffin 4-65 (2 TD), D. Thomas 5-63, Ro. Anderson 4-43, J. Crowder 3-24, L. Bell 3-12, V. Smith 2-10

Sacks: Jaguars 8.0 (A.Jones 0.5, C. Campbell 1.5, J. Allen 2.0, Y. Ngakoue 2.0, D. Smoot 1.0)
Sacks: Jets 2.0 (K. Phillips 0.5, J. Willis 1.0, Q. Williams 0.5)

Interceptions: Jaguars 3 (A.J. Bouye 1.0, T. Herndon 2.0)
Interceptions: Jets 0

Paid Attendance: 57,833 **Time:** 3:15 **Temperature:** 79 degrees

2019 GAME SUMMARIES



WEEK 9 VS. HOUSTON

Nov. 3, 2019 at Wembley Stadium

	1	2	3	4	OT	Final
HOUSTON TEXANS (6-3)	3	6	10	7	-	26
JACKSONVILLE JAGUARS (4-5)	0	3	0	0	-	3

Making their seventh appearance in London's Wembley Stadium, the Jaguars failed to reach the end zone in a 26-3 loss as the Texans claimed a sweep of the season series between these division rivals. QB **Gardner Minshew II** threw for 309 yards but suffered four turnovers on the Jaguars' final four possessions, a stark contrast to the previous week when Minshew II threw three touchdown passes and the defense dominated. Houston scored on its first possessions of the first and second quarters to build a 9-3 lead on a 52-yard field goal and a QB **Deshaun Watson** touchdown pass that capped a 14-play, 80-yard drive. Jacksonville's lone points came on K **Josh Lambo's** 30-yard field goal after Houston took a 9-0 lead. After the Jaguars reached the Houston 31 on the opening series of the second half, they failed to get points when the snap was high and Lambo recovered at midfield. The Texans then scored on their first two possessions of the half with a 42-yard field goal and a short run to extend it to 19-3 with 31 seconds left in the third quarter. Jacksonville's five possessions in the fourth quarter ended with a failed fourth down followed by two interceptions and then two lost fumbles. The fourth-quarter collapse saw Jacksonville commit three turnovers in a span of four plays, and a total of four on their last 11 plays of the game. RB **Carlos Hyde** ran for 160 yards for the Texans while RB **Leonard Fournette** was held to 40 of the Jaguars' 74 rushing yards. The Jaguars entered their bye week at 4-5 and 1-2 in the division, with consecutive division games coming next.

Team	Q	Time	Scoring Play	Drive Info
HOU	1	8:20	K.Fairbairn 52 yd. Field Goal	13-47, 6:40
HOU	2	5:55	D.Fells 1 yd. pass from D.Watson (kick blocked)	14-80, 8:14
JAX	2	1:48	J.Lambo 30 yd. Field Goal	11-63, 4:07
HOU	3	4:57	K.Fairbairn 42 yd. Field Goal	7-26, 3:59
HOU	3	0:31	D.Johnson 1 yd. run (K.Fairbairn kick)	5-79, 2:19
HOU	4	4:19	D.Hopkins 1 yd. pass from D.Watson (K.Fairbairn kick)	2-3, 0:10

Team Statistics

	Texans	Jaguars
First Downs (Run-Pass-Pen)	21 (8-11-2)	21 (6-15-0)
Total Yards-Plays-Avg.	410-63-6.5	356-66-5.4
Rushing Yards-Attempts-Avg.	216-34-6.4	74-15-4.9
Net Yards Passing (Sacked-Yds)	194 (1-7)	282 (4-27)
Att-Comp-Int	28-22-0	47-27-2
Third Down Conversions (%)	4-11 (36%)	4-11 (36%)
Fourth Down Conversions (%)	1-1 (100%)	0-2 (0%)
Punts-Net Avg.	3-42.7	3-44.3
Fumbles-Lost	1-1	3-2
Penalties-Yards	7-60	4-34
Time of Possession	32:33	27:27

Individual Statistics

Jaguars Rushing: L.Fournette 11-40, G. Minshew II 4-34

Texans Rushing: C. Hyde 19-160, D. Watson 7-37, D. Johnson 7-13 (1 TD), D. Hopkins 1-6

Jaguars Passing: G. Minshew 27-47-309 (2 INTs)

Texans Passing: D. Watson 22-28-201 (2 TDs)

Jaguars Receiving: K. Cole 5-80, R. Armstead 5-65, S. DeValve 4-41, L. Fournette 5-32, D. Chark Jr. 4-32, C. Conley 2-32, C. Board 1-23, J. Oliver 1-4

Texans Receiving: D. Johnson 5-68, K. Stills 4-52, D. Hopkins 8-48 (1 TD), J. Akins 3-24, D. Carter 1-8, D. Fells 1-1 (1 TD)

Sacks: Jaguars 1.0 (C. Campbell)

Sacks: Texans 3.0 (B. Scarlett 2.0, B. Boddy-Calhoun 1.0)

Interceptions: Jaguars 0

Interceptions: Texans 2 (J. Reid, J. Addae)

Paid Attendance: 84,771

Time: 2:57

Temperature: 53 degrees

WEEK 11 AT INDIANAPOLIS

Nov. 17, 2019 at Lucas Oil Stadium

	1	2	3	4	OT	Final
JACKSONVILLE JAGUARS (4-6)	7	0	0	6	-	13
INDIANAPOLIS COLTS (6-4)	7	3	14	9	-	33

In Week 11, the Jaguars gave up 264 rushing yards, including 100-yard performances by Colts RBs **Marlon Mack** (109) and **Jonathan Williams** (116), and fell to their division rival on the road in Indianapolis, 33-13. The Jaguars struck first as QB **Nick Foles**, making his return from a clavicle injury in Week 1 that sidelined him for nine games, threw a 34-yard TD pass to WR **DJ Chark Jr.** midway through the first quarter. The Colts then countered with an 11-play, 76-yard drive, with Mack scoring on an 13-yard run to the pylon. Indianapolis would go on to score 24 more consecutive points, including a scoring pass and run from Colts QB **Jacoby Brissett**, to push Indianapolis' lead to 24 points (31-7) before Foles led an 11-play, 90-yard scoring drive late in the fourth quarter that culminated in a second TD pass to Chark. The Colts intercepted the ensuing two-point conversion attempt and returned it for a two-point score, finishing the game with a 33-13 advantage. Jaguars K **Josh Lambo**, who entered the game with 24 consecutive made FGs, missed a 46-yard attempt in the fourth quarter, which snapped his franchise record for consecutive made FGs at 24 – a feat which he's achieved twice during his three seasons with the team. First-round rookie DE **Josh Allen** posted his eighth sack of the season, which tied DE **Yannick Ngakoue's** franchise rookie record from 2016. Ngakoue posted the 11th sack-fumble of his career, which increased his career total for sacks to 34.5, moving him into second on the team's all-time sack list, trailing only **Tony Brackens** (55.0).

Team	Q	Time	Scoring Play	Drive Info
JAX	1	6:53	D.Chark Jr. 34 yd. pass from N.Foles (J.Lambo kick)	5-60, 3:02
IND	1	0:35	M.Mack 13 yd. run (A.Vinatieri kick)	11-76, 6:18
IND	2	8:26	A.Vinatieri 34 yd. Field Goal	9-54, 4:11
IND	3	8:46	M.Johnson 1 yd. pass from J.Brissett (A.Vinatieri kick)	10-77, 6:14
IND	3	0:58	J.Brissett 5 yd. run (A.Vinatieri kick)	5-56, 2:55
IND	4	12:42	N.Hines 7 yd. run (A.Vinatieri kick)	4-64, 2:10
JAX	4	0:59	D.Chark Jr. 20 yd. pass from N.Foles	11-90, 3:29
IND	4	0:59	B.Okereke defensive two point conversion	

Team Statistics

	Jaguars	Colts
First Downs (Run-Pass-Pen)	15 (2-13-0)	23 (12-9-2)
Total Yards-Plays-Avg.	308-58-5.3	389-63-6.2
Rushing Yards-Attempts-Avg.	29-9-3.2	264-36-7.3
Net Yards Passing (Sacked-Yds)	279 (2-17)	125 (3-23)
Att-Comp-Int	47-33-1	24-15-1
Third Down Conversions (%)	6-14 (43%)	4-11 (36%)
Fourth Down Conversions (%)	0-1 (0%)	1-2 (50%)
Punts-Net Avg.	6-45.2	3-43.0
Fumbles-Lost	0-0	2-1
Penalties-Yards	8-81	3-20
Time of Possession	26:08	33:52

Individual Statistics

Jaguars Rushing: L.Fournette 8-23, R. Armstead 1-6

Colts Rushing: J. Williams 13-116, M. Mack 14-109 (1 TD), C. Rogers 1-18, J. Brissett 2-12 (1 TD), N. Hines 3-11, (1 TD), Q. Nelson 1-0, B. Hoyer 2-2

Jaguars Passing: N. Foles 33-47-296 (2 TDs, 1 INT)

Colts Passing: J. Brissett (15-24-148 (1 TD, 1 INT))

Jaguars Receiving: D. Chark Jr. 8-104 (2 TDs), C. Conley 6-58, K. Cole 4-41, L. Fournette 7-34, D. Westbrook 4-32, R. Armstead 2-13, B. Koyack 1-9, J. Oliver 1-5

Colts Receiving: M. Johnson 4-38 (1 TD), J. Williams 1-31, E. Ebron 4-27, N. Hines 3-24, Z. Pascal 2-17, C. Rogers 1-11

Sacks: Jaguars 3.0 (D. Hayden 1.0, Y. Ngakoue 1.0, J. Allen 1.0)

Sacks: Colts 2.0 (K. Moore II 1.0, J. Houston 1.0)

Interceptions: Jaguars 1 (J. Wilson)

Interceptions: Colts 1 (R. Ya-Sin)

Paid Attendance: 61,986

Time: 3:00

Temperature: 43 degrees

RECORD WHEN



YEAR RECORD	95 W-L	96 W-L	97 W-L	98 W-L	99 W-L	00 W-L	01 W-L	02 W-L	03 W-L	04 W-L	05 W-L	06 W-L	07 W-L	08 W-L	09 W-L	10 W-L	11 W-L	12 W-L	13 W-L	14 W-L	15 W-L	16 W-L	17 W-L	18 W-L	19 W-L	Total W-L	Post W-L
Play at home	2-6	7-1	7-1	7-1	7-1	4-4	3-5	3-5	5-3	4-4	6-2	6-2	6-2	2-6	5-3	5-3	4-4	1-7	1-7	3-5	4-4	1-6	6-2	3-5	2-3	105-91	3-1
Play on the road	2-6	2-6	4-4	4-4	7-1	3-5	3-5	3-5	0-8	5-3	6-2	2-6	5-3	3-5	2-6	3-5	1-7	1-7	3-5	0-8	1-7	1-5	4-4	2-5	2-3	69-123	4-6
Play on grass field	3-8	8-3	10-2	9-2	10-2	5-8	5-9	6-8	5-7	7-6	11-2	8-6	11-3	3-10	5-7	6-6	4-8	1-12	4-9	3-10	4-7	2-9	8-6	4-6	3-4	144-161	6-4
Play on artificial field	1-4	1-4	1-3	2-3	4-0	2-1	1-1	0-2	0-4	2-1	1-2	0-2	0-2	2-1	2-2	2-2	1-3	1-2	0-3	0-3	1-4	0-2	2-0	1-3	1-2	29-56	1-3
Play in a dome	1-1	1-2		0-1	1-0	0-1	1-0	0-1	0-2	1-1	0-2	0-1	0-2	2-1	1-1	1-1	1-2	0-1	1-2	0-2		0-1	2-0	0-3	0-2	13-30	
Score first	4-1	7-2	8-2	8-2	9-1	5-6	4-2	4-4	3-3	6-0	8-1	5-2	9-1	3-2	5-2	4-0	4-3	1-5	3-4	0-5	3-2	1-3	9-2	4-3	3-1	120-59	3-3
Opponent scores first	0-11	2-5	3-3	3-3	5-1	2-3	2-8	2-6	2-8	3-7	4-3	3-6	2-4	2-9	2-7	4-8	1-8	1-9	1-8	3-8	2-9	1-8	1-4	1-7	1-5	53-158	4-4
Score on first poss.	4-3	6-1	6-2	3-2	5-0	3-1	2-2	3-0	0-2	3-0	6-0	5-1	6-2	3-2	7-2	5-1	1-1	1-3	3-0	0-3	2-1	0-1	4-3	4-1	2-1	84-36	4-2
Score 20+ points	3-4	8-3	10-3	11-1	11-0	5-3	3-4	6-3	4-2	5-1	11-1	6-4	9-3	5-2	6-1	7-3	1-1	2-4	3-2	3-1	4-5	1-4	9-3	3-2	4-2	140-62	6-3
Score fewer than 20 pts.	1-8	1-4	1-2	0-4	3-2	2-6	3-6	0-7	1-9	4-6	1-3	2-4	2-2	0-9	1-8	1-5	4-10	0-10	1-10	0-11	1-5	1-6	1-3	2-8	0-4	33-152	1-4
Allow 20+ points	1-9	3-4	5-5	5-3	4-2	1-7	0-8	2-9	2-9	2-5	4-3	0-7	2-4	2-10	4-7	5-8	0-8	0-13	3-11	1-11	2-9	1-8	1-4	0-7	1-4	51-175	4-7
Allow fewer than 20 pts.	3-3	6-3	6-0	6-2	10-0	6-2	6-2	4-1	3-2	7-2	8-1	8-1	9-1	3-1	3-2	3-0	5-3	2-1	1-1	2-2	1-1	1-2	9-1	4-2	3-2	119-38	3-0
Game decided by <7 pts.	3-5	7-5	4-4	5-2	4-1	2-5	3-6	3-8	4-6	8-3	8-2	2-7	4-2	4-6	5-3	2-2	3-5	2-3	2-1	1-2	4-5	1-4	2-3	2-6	2-1	88-96	5-1
Game decided by <3 pts.	2-2	4-2	2-0	1-2	3-1	1-3	0-3	2-5	1-2	5-2	3-1	0-3	1-2	2-1	1-1		1-1		1-0	1-1	1-0	1-1		0-0	1-1	34-34	3-1
Lead after 1st quarter	4-2	6-0	7-2	8-2	6-1	4-2	4-1	4-3	2-0	4-0	8-0	4-2	8-2	2-3	3-1	3-1	4-0	1-3	3-4	0-6	2-1	1-2	9-0	2-2	2-0	102-40	3-1
Trail after 1st quarter	0-8	3-3	2-2	2-3	3-1	2-5	0-6	2-6	1-9	2-6	3-2	3-3	1-2	3-3	4-5	2-7	1-8	1-6	0-7	2-5	2-9	0-7	1-3	0-7	1-4	42-133	3-4
Lead at halftime	4-1	4-0	10-1	7-1	9-1	6-3	4-2	6-2	3-2	5-0	6-0	6-2	10-1	2-2	5-0	4-1	4-1	1-3	4-1	1-3	2-1	1-2	9-0	4-2	2-0	120-32	5-2
Trail at halftime	0-9	4-6	0-4	3-3	3-1	0-5	1-6	0-6	1-8	4-6	6-3	0-5	1-4	2-9	2-9	1-7	0-7	1-7	0-10	2-10	2-10	1-7	1-4	0-7	2-5	37-160	0-4
Tied at halftime	0-2	1-1	1-0	1-1	2-0	1-1	1-2	0-2	1-1	0-1	0-1	2-1		1-0		3-0	1-3	0-3	0-1		1-0	0-1	0-2	1-2	0-1	17-26	2-1
Lead after 3rd quarter	2-1	6-1	10-1	9-1	11-1	7-3	5-3	6-1	3-2	7-1	9-2	7-0	9-0	3-2	4-1	6-1	5-1	1-1	3-1	2-2	2-2	1-2	9-0	4-2	3-0	134-32	6-1
Trail after 3rd quarter	2-11	3-5	1-4	2-3	2-1	0-5	1-6	0-7	1-7	2-6	2-2	0-8	2-5	1-9	2-8	1-6	0-8	1-11	1-11	1-11	2-8	1-9	0-6	0-8	1-5	27-169	0-6
Goes into overtime		1-1	0-1			1-0				1-0	2-0	0-1		1-0	1-0	0-1		0-3			0-1		1-1	0-0		8-9	
Have + turnover ratio	3-3	5-1	7-2	7-2	9-0	6-2	3-3	5-3	2-2	7-0	8-2	6-1	9-1	4-2	5-2	6-0	4-3	2-3	4-2	1-4	2-2	1-1	8-1	3-2	4-1	120-46	6-1
Have - turnover ratio	0-7	0-5	1-3	1-3	2-2	1-7	2-5	0-3	1-6	0-2	1-2	1-5	1-3	0-6	2-4	2-8	0-5	0-6	0-8	0-8	1-9	1-8	2-3	2-7	0-5	21-131	0-5
Turnover ratio is even	1-2	4-1	3-0	3-0	3-0		1-2	1-4	2-3	2-5	3-0	1-2	2-1	1-3	0-2		1-3	0-5	0-2	2-1	2-0	0-2	0-2	0-1		33-41	1-1
Have 30:00+ T.O.P	2-5	6-5	8-1	4-1	11-1	6-5	4-1	4-3	5-5	5-5	9-2	8-3	8-2	4-6	7-1	5-6	5-4	0-6	2-2	1-4	2-2	0-5	8-3	3-3	3-2	122-81	4-2
Have < 30:00 T.O.P	2-7	3-2	3-4	7-4	3-1	1-4	2-9	2-7	0-6	3-2	3-2	0-5	3-3	1-5	0-8	3-2	0-7	2-8	2-10	2-9	3-9	2-6	2-3	2-7	1-4	52-138	3-5
Have 30:00 T.O.P										1-0																1-0	
Have 100-yard rusher		1-1	1-0	7-1	5-0	5-4	2-1	2-3	2-1	3-2	5-1	3-3	6-1	2-0	2-2	6-2	3-3	1-0	1-1	1-1	1-1	0-1	5-1	0-0	2-1	66-31	5-1
Have 300 net passing yds.		2-2	4-0	1-0	3-0	0-2		1-0	1-0	0-2		0-1	0-1	0-1	2-0	1-0		0-2	0-1		1-5	0-3	3-1	2-2	0-2	21-25	
Have a 100-yd. receiver	0-2	4-3	6-2	2-1	4-2	5-5	3-3	0-2	2-1	2-2	3-3	1-1	0-2	1-5	2-1	2-1	0-1	1-5	0-2	0-4	3-7	0-3	2-1	2-0	2-3	47-62	1-1
Have two 100-yd. receivers		1-1	0-1	1-1	3-0	0-1	0-1								1-0						0-2		1-0			7-7	
In August		1-0																					0-0			1-0	
In September	0-4	2-3	2-1	4-0	2-1	2-2	2-1	2-1	0-4	3-0	2-1	2-1	2-1	2-2	1-2	1-2	1-2	1-3	0-4	0-4	1-2	0-3	2-1	3-1	2-2	41-48	
In October	3-2	1-3	2-2	1-2	4-0	1-4	0-3	1-3	1-2	2-3	2-2	2-2	3-1	1-2	2-1	3-2	1-4	0-3	0-4	1-3	1-3	2-2	2-2	0-4	2-2	38-61	
In November	0-3	2-1	4-1	4-1	4-0	2-1	1-3	2-2	2-3	1-2	4-0	2-2	3-1	1-3	3-2	2-1	1-2	1-3	3-1	1-3	2-2	0-4	3-1	0-3	0-2	48-47	
In December	1-3	4-0	2-1	2-2	3-1	2-2	3-2	1-4	2-2	2-2	3-1	2-3	3-2	1-4	1-3	2-2	1-3	0-5	1-3	1-3	1-3	1-3	3-2	2-2		43-57	1-1
In January					1-0		0-1			1-0	1-0				0-1	0-1	1-0				0-1					4-4	6-6

YEAR RECORD	95 W-L	96 W-L	97 W-L	98 W-L	99 W-L	00 W-L	01 W-L	02 W-L	03 W-L	04 W-L	05 W-L	06 W-L	07 W-L	08 W-L	09 W-L	10 W-L	11 W-L	12 W-L	13 W-L	14 W-L	15 W-L	16 W-L	17 W-L	18 W-L	19 W-L	Total W-L	Post W-L
On Saturday				0-1	0-1					1-0						0-1					1-3	1-0				4-2	
On Sunday night	0-1	1-0		0-1	1-0	1-1		0-1	1-0	0-1	1-0			0-1						0-1						5-7	
On Monday night			1-0	2-0	2-0	0-2	0-1					2-0	0-1	0-1		0-1	1-1									8-7	
On Thursday night				1-0			0-1							0-1	0-1		0-1	0-1	1-0	1-0	1-0	0-1		0-1	1-0	5-7	
Kickoff is 9:30 a.m.																				0-1	0-1	1-0	1-0	0-1	0-1	2-4	
Kickoff is 1:00/12:30	3-8	7-3	6-3	7-3	8-1	3-5	6-4	4-6	3-11	7-5	9-4	3-7	9-4	3-5	7-5	7-4	4-9	2-10	3-10	2-12	2-10	1-9	8-2	4-8	2-5	121-154	5-2
Kickoff is 4:00/5:15/25	1-3	1-4	4-2	2-1	2-1	3-1	0-4	2-3	1-0	2-1	2-0	3-1	2-0	2-3	0-3	1-3		0-3	0-2	0-1	1-1	0-1	1-4	1-1	1-0	32-43	1-2
Kickoff is 8:00/20/25/35	0-1	1-0		2-0	2-1	1-1	0-1	0-1	1-0	0-1	1-0	2-0	0-1	0-3	0-1	0-1	1-2	0-1	1-0	1-0	1-0	0-1			1-0	15-16	1-2
Kickoff is 9:00			1-0		2-0	0-2	0-1																			3-3	

*All Times Eastern

YEAR RECORD	02 W-L	03 W-L	04 W-L	05 W-L	06 W-L	07 W-L	08 W-L	09 W-L	10 W-L	11 W-L	12 W-L	13 W-L	14 W-L	15 W-L	16 W-L	17 W-L	18 W-L	19 W-L	Total W-L
vs. AFC South Teams	1-5	2-4	2-4	4-2	2-4	2-4	2-4	3-3	3-3	3-3	2-4	3-3	1-5	2-4	1-2	4-2	1-4	1-3	39-63
vs. AFC North Teams	1-3	0-1	0-1	4-0	1-0	1-0	0-4	0-1	1-0	1-3	0-1	1-0	1-3	1-0	0-1	4-0	0-1	1-0	17-19
vs. AFC East Teams	1-0	0-4	1-0	1-0	2-2	1-0	0-1	2-2	1-0	0-1	0-4	0-1	0-1	2-2	0-1	0-1	3-1	1-0	15-21
vs. AFC West Teams	1-0	1-0	3-1	0-1	0-1	4-0	1-0	1-0	2-2	0-1	0-1	0-4	0-1	0-1	0-4	1-0	0-1	1-1	15-19
vs. NFC South Teams		2-2				3-1				1-3				0-4				0-2	6-12
vs. NFC North Teams			3-1				2-2				0-4				1-3				6-10
vs. NFC East Teams	2-2				3-1				1-3			1-3					1-3		8-12
vs. NFC West Teams				3-1				1-3				0-4				1-3			5-11



PLAYER BIOS

41



JOSH ALLEN

DEFENSIVE END
6-5 | 262 LBS | 7-13-1997
KENTUCKY
MONTCLAIR, NEW JERSEY
ACQ: FIRST ROUND OF 2019 DRAFT (7TH)
EXP: ROOKIE



TRANSACTIONS

Originally drafted by Jacksonville in the first round (seventh overall) of the 2019 NFL Draft

PRO (GAMES PLAYED/STARTED - 10/4)

- Rookie DE was drafted by Jacksonville in the first round (seventh overall) of the 2019 NFL Draft
- Joins Denver DE **Bradley Chubb** and LB **Von Miller** as the only NFL players over the last 10 seasons to post at least 8.0 sacks through 10 career games
- His 8.0 sacks are the most through 10 career games in franchise history

2019 (w/ JAX - 10/4)

Leads all NFL rookies with 8.0 sacks ... Has amassed 5.0 sacks in his last five games ... Currently leads the team with nine TFL

- **9/8 vs. K.C.:** Made his NFL debut with a start at DE, amassing two tackles (one solo)
- **9/15 at HOU:** Started at DE, recording four tackles (two solo), including his first career TFL
- **9/19 vs. TEN:** Started at DE, registering four tackles (three solo), 2.0 sacks and one forced fumble
- **9/29 at DEN:** Saw action at DE and collected two solo tackles
- **10/6 at CAR:** Saw action at DE, posting five tackles (three solo) and 1.0 sack
- **10/13 vs. N.O.:** Saw action at DE and notched two tackles and 1.0 sack, becoming the third player in franchise history to post at least 4.0 sacks through six career games, joining DE **Yannick Ngakoue** and former DT **John Henderson**
- **10/20 at CIN:** Saw action at DE and posted two TFL, including 1.0 sack ... Tied with DT **John Henderson** (2002) for the most sacks by a Jaguars player through seven career games in franchise history
- **10/27 vs. NYJ:** Saw action at DE, amassing 2.0 sacks, one TFL and a forced fumble ... Became the first Jaguars rookie since DE **Yannick Ngakoue** in 2016 to post at least 1.0 sack in four straight games
- **11/3 vs. HOU:** Saw action at DE, notching two solo tackles
- **11/17 at IND:** Saw action at DE, compiling two solo tackles, including 1.0 sack ... His 8.0 sacks are tied with DE **Yannick Ngakoue** (2016) for the most by a rookie in team history

COLLEGE (AT KENTUCKY, 2015-18)

- Did not miss a game during his four-year career with the Wildcats, playing in all 51 games with 35 starts
- Career totals include 220 tackles, 31.5 sacks, 11 forced fumbles, eight passes defended and two fumble recoveries
- Named SEC Defensive Player of the Year, earned consensus first-team All-American honors and was honored with the Bronco Nagurski Award, presented to the nation's top defensive player, as a senior in 2018
- Allen's 17.0 sacks in 2018 were the most by an SEC player in a single season since the NCAA started official sack records in 2000, finishing the season ranked second nationally in sacks (17.0), fourth in forced fumbles (five) and sixth in TFL (21.5)
- Majored in Communications

PERSONAL

- He and his wife, Kaitlyn, have a son, Wesley
- Son of **Kim Allen** and **Robert Allen**
- Josh's sister, **Myisha Hines-Allen**, played collegiate basketball at Louisville and is currently a forward for the Washington Mystics, the 2019 WNBA champions
- Uncle, **Gregory Hines**, played college basketball at Hampton and went on to a 12-year pro career

REGULAR SEASON STATISTICS

YEAR	TEAM	GP/GS	TKL	SOLO	ASST	SACKS	FF	FR	PD	TFL
2019	JAX	10/4	27	20	7	8.0	2	0	0	9
NFL totals: 1 yr.		10/4	27	20	7	8.0	2	0	0	9

Single Game Career Highs

Tackles:
6 (10/6/19 at CAR)

Sacks:
2.0 (two times; last: 10/27/19 vs. NYJ)

Tackles for loss:
2 (two times; last: 10/20/19 at CIN)

2019 GAME-BY-GAME STATISTICS

DATE	OPP	TKL	SOLO	ASST	SACKS	FF	FR	PD	TFL
09/08	vs. Kansas City	2	1	1	0.0	0	0	0	0
09/15	at Houston	4	2	2	0.0	0	0	0	1
09/19	vs. Tennessee	4	3	1	2.0	1	0	0	2
09/29	at Denver	2	2	0	0.0	0	0	0	0
10/06	at Carolina	5	3	2	1.0	0	0	0	1
10/13	vs. New Orleans	2	1	1	1.0	0	0	0	1
10/20	at Cincinnati	2	2	0	1.0	0	0	0	2
10/27	vs. N.Y. Jets	2	2	0	2.0	1	0	0	1
11/03	vs. Houston	2	2	0	0.0	0	0	0	0
BYE WEEK									
11/17	at Indianapolis	2	2	0	1.0	0	0	0	1
11/24	at Tennessee								
12/01	vs. Tampa Bay								
12/08	vs. L.A. Chargers								
12/15	at Oakland								
12/22	at Atlanta								
12/29	vs. Indianapolis								
2019 totals:		27	20	7	8.0	2	0	0	9



NOTE THE QUOTE: ON DE JOSH ALLEN

"He's a big, strong guy. He can play the big end, he can play the rush package, so he really gives us some flexibility. He's been solid versus the run in the past. You can feel him off of the edge. That was the biggest thing we needed to address, and they did by drafting the young man, so I think he's played extremely well up until this point."

- Defensive Coordinator **Todd Wash**

THE JOSH ALLEN FILE

Favorite food: Salmon

The first thing he bought with his first paycheck: A house

On who is most responsible for getting him to this point: My son, Wesley, because he's my biggest inspiration.

On his nickname growing up: J-Money. My uncle called me that.

On what animal he would be: A giant whale.

On what he would do if he didn't play football: I would want to work somewhere with kids. My mom works at a daycare and I've always been around daycares, so I would be in that type of work.

On a current Jaguar he looks up to: Calais Campbell.

Best advice he ever received: Don't blow it.

HONOR ROLL

DE **Josh Allen** became the first Kentucky player to win the Bronko Nagurski award, given to the top defensive player in the nation. Allen was the third recipient of the award in the last 10 years to be drafted in the top 10 of the NFL Draft, joining DL **Bradley Chubb** (2018 NFL Draft), LB **Luke Keuchly** (2012) and DL **Ndamukong Suh** (2010).

BRONKO NAGURSKI AWARD WINNERS, LAST 10 YEARS

Year	Recipient/Drafted	College
2018	DE Josh Allen (7th overall)	Kentucky
2017	DL Bradley Chubb (5th overall)	NC State
2016	DL Jonathan Allen (17th overall)	Alabama
2015	DL Tyler Matakevich (246th overall)	Temple
2014	LB Scooby Wright (250th overall)	Arizona
2013	LB Aaron Donald (13th overall)	Pittsburgh
2012	LB Manti Te'o (38th overall)	Notre Dame
2011	LB Luke Keuchly (9th overall)	Boston College
2010	DL Da'Quan Bowers (50th overall)	Clemson
2009	DL Ndamukong Suh (2nd overall)	Nebraska



23



RYQUELL ARMSTEAD

RUNNING BACK

5-11 | 220 LBS | 10-30-1996

TEMPLE

MILLVILLE, NEW JERSEY

ACQ: FIFTH ROUND OF 2019 DRAFT (140TH)

EXP: ROOKIE



TRANSACTIONS

Originally drafted by Jacksonville in the fifth round (140th overall) of the 2019 NFL Draft

PRO (GAMES PLAYED/STARTED - 10/0)

Rookie RB was drafted by Jacksonville in the fifth round (140th overall) of the 2019 NFL Draft

2019 (w/ JAX - 10/0)

- **9/8 vs. K.C.:** Made his NFL debut, carrying the ball one time for 7 yards
- **9/15 at HOU:** Saw action on special teams
- **9/19 vs. TEN:** Saw action on special teams
- **9/29 at DEN:** Rushed for 42 yards on eight attempts (5.3 avg.), while hauling in one reception, his first career NFL TD
- **10/6 at CAR:** Saw action at RB, recording one reception for seven yards
- **10/13 vs. N.O.:** Saw action at RB, rushing once for 1 yard
- **10/20 at CIN:** Saw action at RB and rushed the ball three times for 3 yards
- **10/27 vs. NYJ:** Carried the ball six times for 7 yards (1.2 avg.)
- **11/3 vs. HOU:** Saw action at RB, hauling in a career high five receptions for 65 yards (13.0 rec. avg.), including a career-best long reception for 31 yards
- **11/17 at IND:** Saw action at RB, rushing once for 6 yards and catching two passes for 13 yards (6.5 rec. avg.)

COLLEGE (AT TEMPLE, 2015-18)

- Played in 47 games for Temple and recorded 2,812 career rushing yards and 34 TDs on 573 attempts
- Finished third all-time in career rushing TDs and fourth all-time in career rushing yards in school history
- As a senior in 2018, rushed for 1,098 yards and finished 10th in the nation in rushing TDs (13) and 11th in rushing yards per game (115.8) and earned first team All-American Athletic Conference honors.

PERSONAL

- Played running back at Millville (N.J.) High School and rushed for more than 2,500 yards, including 1,488 yards and 18 TDs as a senior
- His nickname is "Rock"
- Has a daughter, Ry-kail, and one son
- Name is pronounced **ruh-KWELL**

REGULAR SEASON STATISTICS

YEAR	TEAM	GP/GS	NO	RUSHING				RECEIVING			
				YDS	AVG	LG	TD	NO	YDS	AVG	LG
2019	JAX	10/0	21	65	3.1	16	0	9	92	10.2	31
Career totals:			21	65	3.1	16	0	9	92	10.2	31

Single Game Career Highs

Rushing attempts:

8 (9/29/19 at DEN)

Longest rush:

31 (11/3/19 vs. HOU)

Receptions:

5 (11/3/19 vs. HOU)

Rushing yards:

42 (9/29/19 at DEN)

Receiving touchdowns:

1 (9/29/19 at DEN)

Receiving yards:

65 (11/3/19 vs. HOU)

2019 GAME-BY-GAME STATISTICS

DATE	OPP	RUSHING					RECEIVING				
		NO	YDS	AVG	LG	TD	NO	YDS	AVG	LG	TD
09/08	vs. Kansas City	1	7	7.0	7	0	0	0	0.0	0	0
09/15	at Houston	0	0	0.0	0	0	0	0	0.0	0	0
09/19	vs. Tennessee	0	0	0.0	0	0	0	0	0.0	0	0
09/29	at Denver	8	42	5.3	16	0	1	7	7.0	7t	1
10/06	at Carolina	1	-1	-1.0	-	0	1	7	7.0	7	0
10/13	vs. New Orleans	1	1	1.0	1	0	0	0	0.0	0	0
10/20	at Cincinnati	3	3	1.0	6	0	0	0	0.0	0	0
10/27	vs. N.Y. Jets	6	7	1.2	6	0	0	0	0.0	0	0
11/03	vs. Houston	0	0	0.0	0	0	5	65	13.0	31	0
BYE WEEK											
11/17	at Indianapolis	1	6	6.0	6	0	2	13	6.5	9	0
11/24	at Tennessee										
12/01	vs. Tampa Bay										
12/08	vs. L.A. Chargers										
12/15	at Oakland										
12/22	at Atlanta										
12/29	vs. Indianapolis										
2019 totals:		21	65	3.1	16	0	9	92	10.2	31	1

THE RYQUELL ARMSTEAD FILE

What fans would be surprised to know about him: I love to play Fortnite. I think it helps me with my hand-eye coordination.

Nickname: I got the nickname "rock" because my coach in college said I run hard like a rock.

On who is most responsible for getting him to this point: My mother because of the sacrifices she made when I was growing up.

On what animal he would be: I would be a lion because they are fierce and not scared of anything.

On what Jaguar he looks up to: Leonard Fournette because I feel like we are similar running backs.

Best advice he ever received: To be myself and stay true to myself and believe in myself. If I don't believe in myself, I can't expect anyone else to.

On what fatherhood has taught him: It has definitely taught me patience. She makes me go harder and grind harder.

NOTE THE QUOTE: ON RB RYQUELL ARMSTEAD

"He's a tough kid. [Baylor Head Coach and former Temple Head Coach] **Matt Rhule** texted me right away when we took him and said, 'Yes, sir. He's a winner.' We're excited about that. A guy who is tough and has the ability to make that one cut and get to the goal line. 220 pounds. He will probably be 222-223 [pounds] when he gets here. Runs very well."

- EVP of Football Operations **Tom Coughlin**

16



C.J. BOARD

WIDE RECEIVER
6-1 | 181 LBS | 12-12-1993
CHATTANOOGA
CLARKSVILLE, TENNESSEE
ACQ: FREE AGENT 2019
EXP: 1ST YEAR



TRANSACTIONS

Originally signed by Baltimore as an undrafted rookie in 5/5/17 ... Released by Baltimore on 9/3/17 ... Signed by Tennessee to the teams practice squad on 10/4/17 ... Released by Tennessee on 11/28/17 ... Signed by Cleveland to the team's practice squad on 12/26/17 ... Waived by Cleveland on 8/31/18 ... Signed by Jacksonville to the team's practice squad on 12/10/18 ... Activated from the practice squad to the active roster by Jacksonville on 2/4/19

PRO (GAMES PLAYED/STARTED - (2/0))

First-year WR who has spent time with Baltimore, Tennessee and Cleveland's practice squads before signing with Jacksonville to the team's practice squad in 2018 and being activated to the 53-man roster for the 2019 season

2019 (w/ JAX - 2/0)

- 9/8 vs. K.C.: Inactive
- 9/15 at HOU: Active, but did not play
- 9/19 vs. TEN: Inactive
- 9/29 at DEN: Inactive
- 10/6 at CAR: Inactive
- 10/13 vs. N.O.: Inactive
- 10/20 at CIN: Made his NFL debut, seeing action at WR
- 10/27 vs. NYJ: Inactive
- 11/3 vs. HOU: Saw action at WR, recording his first career NFL reception for 23 yards
- 11/17 at IND: Inactive

2018 (w/ JAX - 0/0)

Signed by Jacksonville to the practice squad on Dec. 10

2018 (w/ CLE - 0/0)

Spent the 2018 preseason with Cleveland, appearing in all four preseason games where he hauled in five receptions for 54 yards

2017 (w/ CLE - 0/0)

Spent the last week of the 2017 NFL season on Cleveland's practice squad after being signed by the Browns on Dec. 26

2017 (w/ TEN - 0/0)

Signed by Tennessee to the practice squad on Oct. 4 before being released by the Titans on Nov. 28

2017 (w/ BAL - 0/0)

Entered the league with Baltimore as an undrafted rookie signing and spent the 2017 preseason with the team before being released on Sept. 3

COLLEGE (AT UT-CHATTANOOGA, 2012-15)

- Attended Chattanooga from 2012-15 and made 47 career starts, totaling 146 catches for 2,032 yards and 10 TDs
- As a senior in 2018, set career-highs with 46 catches, 725 yards and five TDs
- Left college ranked sixth all-time in receptions and fifth all-time in receiving yards
- Caught a pass in 30 straight games, the third longest streak all-time in program history

PERSONAL

- Attended West Creek (Clarksville, Tenn.) High School where he was a three-sport standout, also earning all-district in baseball and basketball
- Was a member of the Tennessean Dream Team and Tennessee All-State 5A squad as a junior with 817 receiving yards and 10 TDs on 48 catches
- Son of Penni and Calvin Board

REGULAR SEASON STATISTICS


YEAR	TEAM	GP/GS	RECs	YDS	AVG.	LG	TD
2017	BAL/TEN						
2018	CLE/JAX						
2019	JAX	2/0	1	23	23.0	23	0
NFL totals: 1 yr.		2/0	1	23	23.0	23	0

2019 GAME-BY-GAME STATISTICS

DATE	OPP	RECs	YDS	AVG.	LG	TD
09/08	vs. Kansas City			Inactive		
09/15	at Houston			DNP		
09/19	vs. Tennessee			Inactive		
09/29	at Denver			Inactive		
10/06	at Carolina			Inactive		
10/13	vs. New Orleans			Inactive		
10/20	at Cincinnati	0	0	-	-	0
10/27	vs. N.Y. Jets			Inactive		
11/03	vs. Houston	1	23	23.0	23	0
BYE WEEK						
11/17	at Indianapolis			Inactive		
11/24	at Tennessee					
12/01	vs. Tampa Bay					
12/08	vs. L.A. Chargers					
12/15	at Oakland					
12/22	at Atlanta					
12/29	vs. Indianapolis					
2019 totals:		1	23	23.0	23	0



31



BREON BORDERS

CORNERBACK
6-0 | 189 LBS | 7-22-1995
DUKE
STATESVILLE, NORTH CAROLINA
ACQ: PRACTICE SQUAD 2018
EXP: 1ST YEAR



TRANSACTIONS

Originally signed by Oakland as an undrafted rookie on 5/5/17 ... Signed to the practice squad by Oakland on 9/3/17 ... Signed by Buffalo on 12/16/17 ... Waived on 9/1/17 ... Signed to the practice squad by Houston on 9/11/18 ... Released from the practice squad on 10/2/18 ... Signed to the practice squad by Jacksonville on 10/25/18 ... Promoted to Jacksonville's 53-man roster on 12/22/18

PRO (GAMES PLAYED/STARTED - 9/1, 1/0)

- Has spent time with Oakland, Buffalo and Houston before signing with Jacksonville in 2018
- Spent the majority of 2018 on the team's practice squad before being promoted to the active roster prior to Week 16

2019 (w/ JAX - 9/1)

- 9/8 vs. K.C.:** Saw action on special teams
- 9/15 at HOU:** Saw action on special teams
- 9/19 vs. TEN:** Did not play (inactive)
- 9/29 at DEN:** Saw action on special teams
- 10/6 at CAR:** Saw action on special teams
- 10/13 vs. N.O.:** Saw action on special teams
- 10/20 at CIN:** Saw action on defense and special teams
- 10/27 vs. NYJ:** Saw action on defense, collecting his first career tackle
- 11/3 vs. HOU:** Recorded his first career NFL start at nickel CB and compiled six solo tackles and one fumble recovery in the end zone
- 11/17 at IND:** Saw action on special teams

2018 (w/ JAX - 1/0)

Spent the offseason with Buffalo before being waived and spending time on Houston's and Jacksonville's practice squads ... Signed to Jacksonville's active roster prior to Week 16 and made his NFL debut on 12/23 at Miami

2017 (w/ BUF - 0/0, 1/0)

Spent the first 14 weeks on Oakland's practice squad before being signed to Buffalo's active roster ... He was inactive for the final two games of the regular season, but appeared in the AFC Wild Card game at Jacksonville

COLLEGE (AT DUKE, 2013-16)

- Played in 49 games (35 starts) for the Blue Devils, registering 148 tackles, 34 PDs and 12 INTs
- As a senior in 2016, earned third-team All-ACC honors from the league's head coaches after recording 27 tackles, 11 PDs and two INTs

PERSONAL

Attended Statesville (Statesville, N.C.) High School

REGULAR SEASON STATISTICS

YEAR	TEAM	GP/GS	TKL	SOLO	ASST	SACKS	FF	FR	PD	INT
2018	JAX	1/0	0	0	0	0.0	0	0	0	0
2019	JAX	9/1	7	6	1	0.0	0	1	0	0
NFL totals: 2 yrs.		10/1	7	6	1	0.0	0	1	0	0

Single Game Career Highs

Tackles:
6 (11/3/19 VS. HOU)


Fumble Recoveries:
1 (11/3/19 VS. HOU)

POSTSEASON STATISTICS

YEAR	TEAM	GP/GS	TKL	SOLO	ASST	SACKS	FF	FR	PD	TFL	INT
2017	BUF	1/0	0	0	0	0.0	0	0	0	0	0
NFL totals: 2 yrs.		1/0	0	0	0	0.0	0	0	0	0	0

2019 GAME-BY-GAME STATISTICS

DATE	OPP	TKL	SOLO	ASST	SACKS	FF	FR	PD	INT
09/08	vs. Kansas City	0	0	0	0.0	0	0	0	0
09/15	at Houston	0	0	0	0.0	0	0	0	0
09/19	vs. Tennessee	Inactive							
09/29	at Denver	0	0	0	0.0	0	0	0	0
10/06	at Carolina	0	0	0	0.0	0	0	0	0
10/13	vs. New Orleans	0	0	0	0.0	0	0	0	0
10/20	at Cincinnati	0	0	0	0.0	0	0	0	0
10/27	vs. N.Y. Jets	1	0	1	0.0	0	0	0	0
11/03	vs. Houston	6	6	0	0.0	0	1	0	0
BYE WEEK									
11/17	at Indianapolis	0	0	0	0.0	0	0	0	0
11/24	at Tennessee								
12/01	vs. Tampa Bay								
12/08	vs. Los Angeles								
12/15	at Oakland								
12/22	at Atlanta								
12/29	vs. Indianapolis								
2019 totals:		7	6	1	0.0	0	1	0	0





A.J. BOUYE

CORNERBACK
6-0 | 191 LBS | 8-16-1991
CENTRAL FLORIDA
TUCKER, GEORGIA
ACQ: UNRESTRICTED FREE AGENT 2017
EXP: 7TH YEAR



TRANSACTIONS

Originally signed by Houston as an undrafted rookie on 5/10/13 ... Re-signed by Houston as a restricted free agent on 3/28/16 ... Signed by Jacksonville as an unrestricted free agent on 3/10/17

PRO (GAMES PLAYED/STARTED - 88/57, 6/5)

• Career totals include 286 tackles (245 solo), 62 passes defended, 14 INTs, 1.0 sack, one forced fumble and one fumble recovery
• Earned first career Pro Bowl nod and second-team Associated Press All-Pro honors in 2017

2019 (w/ JAX - 9/9)

- **9/8 vs. K.C.:** Started at RCB, and made three solo tackles
- **9/15 at HOU:** Did not play (inactive) due to a hip injury
- **9/19 vs. TEN:** Started at RCB, amassing three tackles (one solo) and two passes defended
- **9/29 at DEN:** Started at RCB, posting five tackles (four solo)
- **10/6 at CAR:** Started at RCB and collected five tackles (four solo)
- **10/13 vs. N.O.:** Started at RCB and notched five tackles (four solo)
- **10/20 at CIN:** Started at RCB and led the team with six solo tackles
- **10/27 vs. NYJ:** Started at RCB, contributing six tackles (three solo) and one fourth quarter INT that he returned 25 yards
- **11/3 vs. HOU:** Started at RCB and tied for the team led the team with seven tackles (six solo), adding one pass defended
- **11/17 at IND:** Started at RCB and compiled six solo tackles

2018 (w/ JAX - 13/13)

Tied for fifth on the team with 54 tackles ... Part of a secondary that ranked second overall in passing defense in the NFL

- **10/7 at K.C.:** Started at RCB and recorded five tackles (four solo), one INT and totaled two passes defended

2017 (w/ JAX - 16/16, 3/3)

Tied for third in the NFL with six INTs ... Part of a secondary that was ranked the number one passing defense in the NFL

- **11/12 vs. LAC:** Started at RCB and recorded four tackles (three solo), one pass defended and an INT in overtime that set up K Josh Lambo's game winning FG
- **11/19 at CLE:** Started at RCB and recorded two solo tackles, one pass defended and one INT, which set a new career-high INT mark
- **12/10 vs. SEA:** Started at RCB and recorded two interceptions

2016 (w/ HOU - 15/11, 1/0)

Led the team and tied for ninth in the NFL with 16 passes defended ... Set career highs with 11 starts, 62 tackles, 16 passes defended, two tackles for loss and one QB hit ... Tied with ATL DB Robert Alford for the most passes defended in the postseason (six)

2015 (w/ HOU - 15/2, 1/0)

- **12/20 at IND:** Intercepted IND QB Matt Hasselbeck in the fourth quarter to clinch the victory

2014 (w/ HOU - 15/15)

Finished tied for the team lead with three INTs ... Ranked sixth in the NFL with 120 INT return yards

2013 (w/ HOU - 6/0)

Played in six games and recorded two special teams tackles before being placed on the Reserve/Injured List with a hamstring injury on Oct. 16

COLLEGE (AT CENTRAL FLORIDA, 2009-12)

- Started 21 of 43 career games at CB, compiling 110 tackles (78 solo), six INTs, 1.0 sack, two fumble recoveries and one forced fumble
- Returned from injury to start all 14 games as a senior, finishing with 53 tackles, three INTs, two fumble recoveries and one forced fumble en route to All-Conference USA second-team honors
- Started seven games as a junior, recording 21 tackles (19 solo) and two INTs before missing the final five games of the season due to injury

PERSONAL

- Helped lead Tucker (Ga.) High School to a 14-1 record and a state championship

during his senior season

- Named first-team all-county after recording 35 tackles as a senior with six INTs while also scoring three TDs on offense and twice on returns
- Recorded 40 tackles and one INT as a junior
- Was a member of the school's merit roll and R.O.T.C.

REGULAR SEASON STATISTICS

YEAR	TEAM	GP/GS	TKL	SOLO	ASST	SACKS	FF	FR	PD	INT
2013	HOU	6/0	0	0	0	0.0	0	0	0	0
2014	HOU	14/6	54	47	7	0.0	1	1	10	3
2015	HOU	15/2	14	14	0	0.0	0	0	6	2
2016	HOU	15/11	62	48	14	1.0	0	0	16	1
2017	JAX	16/16	56	53	3	0.0	0	0	18	6
2018	JAX	13/13	54	46	8	0.0	0	0	8	1
2019	JAX	9/9	46	37	9	0.0	0	0	5	1
NFL totals: 7 yrs.		88/57	286	245	41	1.0	1	1	62	14

Additional statistics: Special teams tackles; two in 2013, five in 2014, two in 2015

Single Game Career Highs

Tackles: 11 (10/24/16 at DEN) **INTs:** 2 (12/10/17 vs. SEA)

Forced fumbles: 1 (12/14/14 at IND) **Fumble recoveries:** 1 (12/14/14 at IND)

Passes defended: 4 (12/10/17 vs. SEA)

POSTSEASON CAREER STATISTICS

YEAR	TEAM	GP/GS	TKL	SOLO	ASST	SACKS	FF	FR	PD	INT
2015	HOU	1/0	1	1	0	0.0	0	0	0	0
2016	HOU	2/2	7	5	2	0.0	1	0	6	2
2017	JAX	3/3	16	14	2	0.0	0	0	1	0
NFL totals: 7 yrs.		6/5	24	20	4	0.0	1	0	7	2

2019 GAME-BY-GAME STATISTICS

DATE	OPP	TKL	SOLO	ASST	SACKS	FF	FR	PD	INT
09/08	vs. Kansas City	3	3	0	0.0	0	0	0	0
09/15	at Houston	Inactive (hip)							
09/19	vs. Tennessee	3	1	2	0.0	0	0	2	0
09/29	at Denver	5	4	1	0.0	0	0	0	0
10/06	at Carolina	5	4	1	0.0	0	0	0	0
10/13	vs. New Orleans	5	4	1	0.0	0	0	0	0
10/20	at Cincinnati	6	6	0	0.0	0	0	1	0
10/27	vs. N.Y. Jets	6	3	3	0.0	0	0	1	1
11/03	vs. Houston	7	6	1	0.0	0	0	1	0
BYE WEEK									
11/17	at Indianapolis	6	6	0	0.0	0	0	0	0
11/24	at Tennessee								
12/01	vs. Tampa Bay								
12/08	vs. L.A. Chargers								
12/15	at Oakland								
12/22	at Atlanta								
12/29	vs. Indianapolis								
2019 totals:		40	31	9	0.0	0	0	5	1

90



TAVEN BRYAN

DEFENSIVE LINEMAN
6-5 | 291 LBS | 3-11-1996

FLORIDA

CASPER, WYOMING

ACQ: FIRST ROUND OF 2018 DRAFT (29TH)

EXP: 2ND YEAR



TRANSACTIONS

Originally drafted by Jacksonville in the first round (29th overall) of the 2018 NFL Draft

PRO (GAMES PLAYED/STARTED - 26/3)

Second-year DL who has played in all 26 games since being drafted 29th overall in 2018

2019 (w/ JAX - 10/2)

- **9/8 vs. K.C.:** Saw action at DT, making one QB hit
- **9/15 at HOU:** Saw action at DT, recording one tackle and two QB hits
- **9/19 vs. TEN:** Saw action at DT, amassing three tackles (two solo) and 1.0 sack, the second of his career
- **9/29 at DEN:** Saw action at DT
- **10/6 at CAR:** Saw action at DT
- **10/13 vs. N.O.:** Saw action at DT
- **10/20 at CIN:** Saw action at DT, posting three tackles (two solo) and one QBH ... His pressure on QB **Andy Dalton** led to DE **Yannick Ngakoue's** pick six
- **10/27 vs. NYJ:** Started at DT and made one solo tackle
- **11/3 vs. HOU:** Saw action on DT and contributed three solo tackles
- **11/17 at IND:** Started at DT and made two tackles for loss

2018 (w/ JAX - 16/1)

Saw action in all 16 games during his rookie campaign, making one start ... Amassed 20 tackles (13 solo), three TFL and 1.0 sack on the season

- **9/9 at NYG:** Assisted on one tackle and saw action on special teams in his NFL debut
- **11/25 at BUF:** Recorded two tackles, including one tackle for loss
- **12/6 at TEN:** Made his first career start at DT and recorded three tackles
- **12/16 vs. WAS:** Recorded three tackles, including one for loss
- **12/30 at HOU:** Recorded 1.0 sack, the first of his career

COLLEGE (AT FLORIDA, 2014-17)

- Appeared in 36 games with 14 starts
- Named Associated Press All-SEC second team after his junior year
- Career totals include 67 tackles (31 solo), 10.5 tackles for loss, 5.5 sacks, two forced fumbles and three fumble recoveries

PERSONAL

- Father, Brandy, spent four years as a Navy SEAL
- Has one sister, Chelcey
- Walk-up song in Arlington, Texas after being selected was "Hail To The King" by Avenged Sevenfold
- Midget league football team in Wyoming was nicknamed the 'Jaguars'
- Nickname: Wyoming Wildman
- Attended Notrona County (Wyo.) High School and helped lead the team to a 41-6 record in his final three seasons, including back-to-back state titles in 2012 and 2013
- Unanimously selected as the 2013 Conference Defensive Player of the Year
- Named to the All-State First Team on both the offensive and defensive line

REGULAR SEASON STATISTICS


YEAR	TEAM	GP/GS	TKL	SOLO	ASST	SACKS	FF	FR	PD	TFL
2018	JAX	16/1	20	13	7	1.0	0	0	0	3
2019	JAX	10/2	14	10	4	1.0	0	0	0	3
NFL totals: 2 yrs.		26/3	34	23	11	2.0	0	0	0	6

2019 GAME-BY-GAME STATISTICS

DATE	OPP	TKL	SOLO	ASST	SACKS	FF	FR	PD	TFL
09/08	vs. Kansas City	0	0	0	0.0	0	0	0	0
09/15	at Houston	2	0	2	0.0	0	0	0	0
09/19	vs. Tennessee	3	2	1	1.0	0	0	0	1
09/29	at Denver	0	0	0	0.0	0	0	0	0
10/06	at Carolina	0	0	0	0.0	0	0	0	0
10/13	vs. New Orleans	0	0	0	0.0	0	0	0	0
10/20	at Cincinnati	3	2	1	0.0	0	0	0	0
10/27	vs. N.Y. Jets	1	1	0	0.0	0	0	0	0
11/03	vs. Houston	3	3	0	0.0	0	0	0	0
BYE WEEK									
11/17	at Indianapolis	2	2	0	0.0	0	0	0	2
11/24	at Tennessee								
12/01	vs. Tampa Bay								
12/08	vs. L.A. Chargers								
12/15	at Oakland								
12/22	at Atlanta								
12/29	vs. Indianapolis								
2019 totals:		14	10	4	1.0	0	0	0	3



58



AUSTIN CALITRO

LINEBACKER
6-0 | 240 LBS | 8-19-1992
VILLANOVA
DANBURY, CONNECTICUT
ACQ: WAIVERS (SEATTLE) 2019
EXP: THIRD YEAR



TRANSACTIONS

Originally signed by N.Y. Jets as an undrafted rookie on 5/5/17 ... Released by N.Y. Jets on 5/16/17 ... Signed by San Francisco on 8/7/17 ... Released by San Francisco on 9/3/17 ... Signed by Seattle to the practice squad on 9/4/17 ... Released by Seattle on 9/19/17 ... Signed by Cleveland to the practice squad on 10/3/17 ... Released by Cleveland on 5/18/18 ... Signed by Seattle on 6/13/18 ... Released by Seattle on 9/2/19 ... Signed by Jacksonville on 9/3/19

PRO (GAMES PLAYED/STARTED - 23/6)

• Third-year LB is in his first season in Jacksonville after signing with the team before Week 1 of the 2019 season
• Career totals include 47 tackles (32 solo), four TFL, one pass defended and a half sack

2019 (w/ JAX - 7/1)

- **9/8 vs. K.C.:** Inactive
- **9/15 at HOU:** Saw action on special teams
- **9/19 vs. TEN:** Saw action on special teams
- **9/29 at DEN:** Saw action on special teams and made one special teams tackle
- **10/6 at CAR:** Saw action on special teams
- **10/13 vs. N.O.:** Inactive
- **10/20 at CIN:** Inactive
- **10/27 vs. NYJ:** Made his first career start for Jacksonville at WLB and led the team with seven tackles (five solo) and one TFL
- **11/3 vs. HOU:** Saw action on special teams
- **11/17 at IND:** Saw action on special teams, making one special teams tackle

2018 (w/ SEA - 16/5)

Played in all 16 games, including five starts at LB, amassing 45 tackles (32 solo), three TFL, one pass defended and a half sack

- **9/17 at CHI:** Totaled nine tackles (six solo) and one pass defended
- **11/15 vs. G.B.:** Amassed five tackles (four solo) and recorded his first career half sack
- **12/2 vs. S.F.:** Registered a career-best 10 tackles (seven solo) and two TFL

2017 (w/ CLE - ps)

Was with San Francisco for the preseason before signing with Seattle's practice squad on Sept. 4 and was released by the Seahawks on Sept. 19 ... Spent the majority of the season on Cleveland's practice squad after being signed on Oct. 3

COLLEGE (AT VILLANOVA, 2012-16)

- Played in 47 career games at Villanova, logging 219 tackles (137 solo), 26 TFL, 8.5 sacks, eight passes defended, three forced fumbles and INTs
- Named team captain his senior season (2016) and was named first team All-CAA
- Led the team in total tackles with 90 and forced fumbles with three as a junior in 2015, earning third team All-CAA honors
- Majored in communications

PERSONAL

- Attended Danbury (Conn.) High School where he was first team all-state, first team all-county and a team captain
- One of three children of Richard and Sharon Calitro

REGULAR SEASON STATISTICS

YEAR	TEAM	GP/GS	TKL	SOLO	ASST	SACKS	FF	FR	PD	TFL	INT
2017	CLE										
2018	SEA	16/5	41	28	13	0.5	0	0	1	3	0
2019	JAX	7/1	6	4	2	0.0	0	0	0	1	0
NFL totals: 3 yrs.		23/6	47	32	15	0.5	0	0	1	4	0

Additional Statistics: Four special teams tackles in 2018; two in 2019

Single Game Career Highs

Tackles:
10 (11/15/18 vs. G.B.)

Passes Defended:
1 (9/17/18 at CHI)

Tackles for loss:
2 (12/2/8 vs. S.F.)


Sacks:
0.5 (11/15/18 vs. G.B.)

2019 GAME-BY-GAME STATISTICS

DATE	OPP	TKL	SOLO	ASST	SACKS	FF	FR	PD	TFL
09/08	vs. Kansas City				Inactive				
09/15	at Houston	0	0	0	0	0	0	0	0
09/19	vs. Tennessee	0	0	0	0	0	0	0	0
09/29	at Denver	0	0	0	0	0	0	0	0
10/06	at Carolina	0	0	0	0	0	0	0	0
10/13	vs. New Orleans				Inactive				
10/20	at Cincinnati				Inactive				
10/27	vs. N.Y. Jets	6	4	2	0.0	0	0	0	1
11/03	vs. Houston	0	0	0	0.0	0	0	0	0
BYE WEEK									
11/17	at Indianapolis	0	0	0	0.0	0	0	0	0
11/24	at Tennessee								
12/01	vs. Tampa Bay								
12/08	vs. L.A. Chargers								
12/15	at Oakland								
12/22	at Atlanta								
12/29	vs. Indianapolis								
2019 totals:		6	4	2	0.0	0	0	0	1

Additional Statistics: Two special teams tackle





CALAIS CAMPBELL

DEFENSIVE LINEMAN
6-8 | 300 LBS | 9-1-1986
MIAMI (FLA.)
AURORA, COLORADO
ACQ: UNRESTRICTED FREE AGENT 2017
EXP: 12TH YEAR



TRANSACTIONS

Originally drafted by Arizona in the second round (50th overall) of the 2008 NFL draft ... Signed by Jacksonville on 3/11/17

PRO (GAMES PLAYED/STARTED - 180/162, 12/7)

- Four-time Pro Bowl selection (2014, 2015, 2018, 2019)
- Recipient of the 2019 Bart Starr Award, given to the NFL player who best exemplifies outstanding character and leadership in the home, on the field and in the community
- Has 29.5 sacks in three seasons with the Jaguars, which ranks seventh in team history
- Since he was drafted in 2008, his 148 tackles for loss are the second-most in the NFL (J.J. Watt)
- Has registered 11 consecutive seasons with at least 5.0 sacks, the longest active streak in the NFL and tied for the eighth longest in NFL history with CAR's Julius Peppers
- Recorded at least 6.0 sacks in eight of the last nine seasons (2009-18)
- One of four defensive linemen to register at least 30 passes defended since 2011
- His 180 games played and 162 career starts are the most among all active defensive linemen in the NFL
- Earned Associated Press first-team All-Pro honors as a DE and second-team All-Pro honors as a DT in 2017
- Named the 2017 Defensive Player of the Year by the PFWA and Sporting News
- Named the 2017 AFC Defensive Player of the Year by the NFL 101 Awards

2019 (w/ JAX - 10/10)

- **9/8 vs. K.C.:** Started at DT and recorded three tackles and one QB hit
- **9/15 at HOU:** Started at DE, posting four tackles (one solo)
- **9/19 vs. TEN:** Started at DT, amassing six tackles, five QB hits, four TFL and 3.0 sacks, becoming the first player in franchise history to post multiple games with at least 3.0 sacks
- **9/29 at DEN:** Started at DE and assisted on three tackles
- **10/6 at CAR:** Started at DE, tallying six tackles (one solo) ... Blocked a 56-yard FG attempt, marking the first blocked FG by a Jaguars player since Sept. 27, 2015.
- **10/13 vs. N.O.:** Started at DE, notching five tackles (four solo) and one forced fumble
- **10/20 at CIN:** Started at DE, recording three tackles (two solo), including one TFL
- **10/27 vs. NYJ:** Started at DE, posting three tackles (one solo), 1.5 sacks and one TFL
- **11/3 vs. HOU:** Started at DT, compiling five tackles (four solo) and 1.0 sack
- **11/17 at IND:** Started at DE and made one tackle and one QB hit

2018 (w/ JAX - 16/16)

Selected as a defensive captain by his teammates for the 2018 season ... Set a single-season career high with 20 TFL ... Became the first player in franchise history to record double-digit sacks in consecutive seasons ... Led the team with 10.5 sacks after posting a franchise record 14.5 sacks in 2017 ... Tied his career-high with 72 tackles

- **9/9 at NYG:** Started at DE and recorded three solo tackles, including 1.0 sack and one tackle for a loss
- **9/23 vs. TEN:** Started at DE and recorded five tackles, including 2.0 sacks, which marked his fifth two-sack game as a Jaguars, and one tackle for loss
- **9/30 vs. NYJ:** Started at DE and recorded three tackles (two solo)
- **10/7 at K.C.:** Started at DE and recorded five tackles (three solo), including one tackle for loss
- **10/14 at DAL:** Started at DE and recorded six tackles (four solo), including 1.0 sack, bringing his career total to 75.0, and a tie for the team lead with 4.0 through six games
- **10/21 vs. HOU:** Started at DE and led the team with a season-high nine tackles (five solo)
- **10/28 vs. PHI:** Started at DE and recorded six tackles (four solo), including 1.0 sack and a tackle for loss
- **11/11 at IND:** Started at DE and recorded five tackles, including two for loss
- **11/18 vs. PIT:** Started at DE and recorded four tackles (two solo), including 1.0 sack
- **11/25 at BUF:** Started at DE and recorded four tackles (three solo)
- **12/2 vs. IND:** Started at DE and recorded two tackles for loss, including 1.0 sack and one pass defended
- **12/6 at TEN:** Started at DE and recorded two tackles, including one for loss
- **12/16 vs. WAS:** Started at DE and recorded eight tackles (six solo), including

1.0 sack and a tackle for loss

- **12/23 at MIA:** Started at DE and recorded three tackles, including 1.0 sack and a tackle for loss, in which he forced a fumble and recovered the ball
- **12/30 at HOU:** Started at DE and recorded seven tackles (five solo), including 1.5 sacks

2017 (w/ JAX - 16/16, 3/3)

Campbell's 14.5 sacks were second in the NFL and broke **Tony Brackens'** team record of 12.0 sacks set in 1999 for sacks in a single season

- **9/10 at HOU:** Started at DE and tied for second on the team with six tackles (four solo), two tackles for a loss and set a Jaguars franchise record for most sacks in a single game with 4.0, which also was a career-high ... Campbell's 3.5 sacks in the first half were the most sacks by a single player in a half since 2015 (**Khalil Mack**, Week 14, 5.0; **Cameron Wake**, Week 6, 4.0)
- **9/17 vs. TEN:** Started at DE and recorded four solo tackles
- **9/24 vs. BAL:** Started at DE and totaled three tackles (two solo), one forced fumble and half sack
- **10/1 at NYJ:** Started at DE and recorded six tackles (three solo), one tackle for a loss and 1.0 sack
- **10/15 vs. LAR:** Started at DE and recorded five tackles (four solo), two sacks, two tackles for a loss and one pass defended
- **10/22 at IND:** Started at DE and recorded four tackles (two solo), 2.0 sacks, one tackle for a loss and one forced fumble ... Fourth consecutive game recording at least 1.0 sack ... Set a career high with his 10th sack on the season
- **11/5 vs. CIN:** Started at DE and recorded two solo tackles, 1.0 sack and two TFL
- **11/19 at CLE:** Started at DE and recorded two tackles (one solo), 0.5 sack and a forced fumble
- **11/26 at ARI:** Started at DE and recorded three solo tackles, one tackle for a loss and a fumble recovery, which he returned 10 yards for a TD, the second of his career
- **12/3 vs. IND:** Started at DE and recorded four solo tackles, one sack and one tackle for a loss ... Broke **Tony Brackens'** franchise record of 12 sacks (1999) in a single season as he reached 12.5 sacks this season
- **12/17 vs. HOU:** Started at DE and led the team with five solo tackles and recorded 2.0 sacks, two tackles for a loss and one pass defended
- **12/24 at S.F.:** Started at DE and recorded eight tackles (five solo) and two passes defended
- **12/31 at TEN:** Started at DE and recorded seven tackles (four solo) and two tackles for a loss
- **1/7 vs. BUF:** Started at DE and recorded six tackles (three solo) and four quarterback hits

2016 (w/ ARI, 16/16)

Started 16 games for the second consecutive season and fourth time in his career ... Recorded 53 tackles (34 solo), 12.0 TFL, 8.0 sacks, two forced fumbles and one INT ... His 8.0 sacks tied for the second-highest total in his career and his highest total since 2013 (9.0)

- **10/06 at SF:** Recorded four tackles (three solo), 2.0 sacks, one INT and two tackles for a loss
- **10/30 at CAR:** Totaled a season-high nine tackles and two QB hits
- **1/1 at L.A.:** Registered three tackles, 1.5 sacks and a tackle for a loss

2015 (w/ ARI, 16/16, 2/2)

Started 16 games for the third time in his career and led the defensive line with 61 tackles ... Tied for the team lead with 16 tackles for loss ... Chosen as a defensive captain for the second consecutive season ... Named to his second consecutive Pro Bowl

- **10/4 vs STL:** Tied his career-high with a team-leading 11 tackles (10 solo)
- **12/27 vs. GB:** Recorded six tackles (five solo), a season high 2.5 sacks and three tackles for a loss

2014 (w/ ARI, 14/14, 1/1)

Chosen as a defensive captain for the first time in his career ... Led the defensive line with 58 tackles, was second on the team with 7.0 sacks and led the team with 16 tackles for a loss ... Earned his first Pro Bowl selection

- **9/14 at NYG:** Set season high with 10 solo tackles and recorded 1.0 sack and three tackles for a loss
- **10/5 at DEN:** Registered two solo tackles, one INT and one tackle for a loss
- **11/23 at SEA:** Set a career high registering 3.0 sacks

2013 (w/ ARI, 16/16)

Started all 16 games and led the defensive line with 58 tackles ... Set a career

#93 CALAIS CAMPBELL



high with 9.0 sacks, which was second highest on the team ... Tied for the team lead with 14 tackles for a loss ... Named a Pro Bowl alternate

- **10/6 vs. CAR:** Recorded four solo tackles, a forced fumble and 2.0 sacks
- **10/17 vs. SEA:** Totaled a season-high eight tackles (seven solo), a fumble recovery and one tackle for a loss
- **12/22 at SEA:** Registered four tackles (three solo), 2.0 sacks and two tackles for a loss

2012 (w/ ARI, 13/12)

Played in 13 with 12 starts ... Led the defensive line with 63 tackles and finished second on the team with 6.5 sacks

- **9/16 at NE:** Recorded a season-high 10 tackles, 2.0 sacks and two tackles for a loss

2011 (w/ ARI, 16/16)

Started all 16 games for the first time and posted a career-high 72 tackles and team-leading 8.0 sacks

- **9/25 at SEA:** Recorded 10 tackles (five solo), 2.5 sacks and two TFL
- **11/6 vs. STL:** Registered six solo tackles, 2.0 sacks and three tackles for a loss
- **11/13 at PHI:** Recorded his first career interception, picking off a QB Michael Vick pass

2010 (w/ ARI, 15/15)

Totaled 60 tackles and led the team with 6.0 sacks

- **12/19 at CAR:** Recorded a season-high 11 tackles (nine solo), four TFL and 1.0 sacks

2009 (w/ ARI, 16/15, 2/1)

Saw action in all 16 games and started 15 ... Recorded 48 tackles, 7.0 sacks and also blocked two field goals

- **9/20 at JAX:** Credited with his first career sack with 0.5 sack of QB David Garrard
- **10/18 at SEA:** Registered three tackles, two TFL and 1.5 sacks
- **11/22 at STL:** Recorded two solo tackles and a forced fumble

2008 (w/ ARI, 16/0, 4/0)

Played in all 16 games and all four postseason games, including Super Bowl XLIII, in his rookie season and was a key contributor on special teams, totaling seven special teams tackles

- **9/7 at SF:** Recorded first-career tackle

COLLEGE (AT MIAMI (FLA.), 2005-07)

- Played in 36 career games, starting 25 for the Hurricanes
- Career totals include 158 tackles, 19.5 sacks and 39 tackles for a loss
- Two-time All-ACC selection

PERSONAL

- Attended South (Aurora, Colo.) High School and was a two-time All-State selection
- As a senior, recorded 19.0 sacks, 188 tackles and two interceptions
- Garnered All-State accolades in basketball in his junior year
- Recipient of the 2015 Pop Warner Humanitarian Award, given to an individual who portrays both outstanding athletic achievement and high humanitarian principles while serving as an inspiration to the youth of today
- Twitter handle is @Campbell93

REGULAR SEASON STATISTICS

YEAR	TEAM	GP/GS	TKL	SOLO	ASST	SACKS	FF	FR	PD	TFL
2008	ARI	16/0	21	17	4	0.0	1	0	1	2
2009	ARI	16/15	46	35	11	7.0	1	0	5	8
2010	ARI	15/15	60	46	14	6.0	0	1	2	13
2011	ARI	16/16	72	53	19	8.0	2	1	10	13
2012	ARI	13/12	63	50	13	6.5	0	0	6	13
2013	ARI	16/16	58	45	13	9.0	1	2	6	14
2014	ARI	14/14	58	48	10	7.0	1	0	3	16
2015	ARI	16/16	61	46	15	5.0	0	1	3	16
2016	ARI	16/16	53	34	19	8.0	2	3	6	12
2017	JAX	16/16	67	47	20	14.5	3	1	3	14
2018	JAX	16/16	72	53	19	10.5	1	1	1	20
2019	JAX	10/10	39	24	15	5.5	1	0	0	7
NFL totals: 11 yrs.		180/162	670	495	172	87.0	13	10	46	148

Single Game Career Highs

Tackles:

11 (two times; last 10/4/15 vs. STL)

Sacks:

4.0 (9/10/17 at HOU)

Forced fumbles:

1 (13 times; last: 10/13/19 vs. N.O.)

Fumble recoveries:

1 (10 times; last: 12/23/18 at MIA)

Interceptions:

1 (three times; last: 10/6/16 at S.F.)

Additional Statistics: Three career interceptions

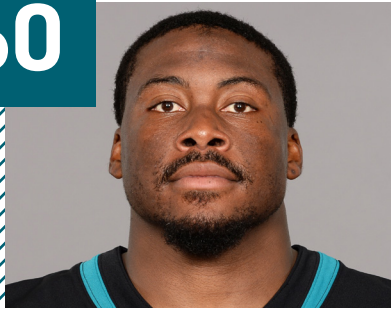
POSTSEASON CAREER STATISTICS

YEAR	TEAM	GP/GS	TKL	SOLO	ASST	SACKS	FF	FR	PD	TFL
2008	ARI	4/0	4	3	1	0.0	0	0	1	0
2009	ARI	2/1	5	5	0	0.0	0	0	0	0
2014	ARI	1/1	4	0	4	0.0	0	0	0	0
2015	ARI	2/2	5	1	4	0.0	0	0	1	0
2017	JAX	3/3	11	7	4	0.0	0	0	0	0
NFL totals: 11 yrs.		12/7	29	16	13	0.0	0	0	2	0

2019 GAME-BY-GAME STATISTICS

DATE	OPP	TKL	SOLO	ASST	SACKS	FF	FR	PD	TFL
09/08	vs. Kansas City	3	3	0	0.0	0	0	0	0
09/15	at Houston	4	2	2	0.0	0	0	0	0
09/19	vs. Tennessee	6	6	0	3.0	0	0	0	4
09/29	at Denver	3	0	3	0.0	0	0	0	0
10/06	at Carolina	6	1	5	0.0	0	0	0	0
10/13	vs. New Orleans	5	4	1	0.0	1	0	0	0
10/20	at Cincinnati	3	2	1	0.0	0	0	0	1
10/27	vs. N.Y. Jets	3	1	2	1.5	0	0	0	1
11/03	vs. Houston	5	4	1	1.0	0	0	0	1
BYE WEEK									
11/17	at Indianapolis	1	1	0	0.0	0	0	0	0
11/24	at Tennessee								
12/01	vs. Tampa Bay								
12/08	vs. L.A. Chargers								
12/15	at Oakland								
12/22	at Atlanta								
12/29	vs. Indianapolis								
2019 totals:		39	24	15	5.5	1	0	0	7

60



A.J. CANN

OFFENSIVE LINEMAN

6-3 | 315 LBS | 10-3-1991

SOUTH CAROLINA

BAMBERG, SOUTH CAROLINA

ACQ: THIRD ROUND OF 2015 DRAFT (67TH)

EXP: 5TH YEAR



TRANSACTIONS

Originally drafted by Jacksonville in the third round (67th overall) of the 2015 Draft ... Re-signed by the Jacksonville on 3/3/19

PRO (GAMES PLAYED/STARTED - 71/69, 3/3)

- Fifth-year OL has started 69 of 71 career games
- Highest-drafted player by the Jaguars from South Carolina in franchise history

2019 (w/ JAX - 10/10)

- **9/8 vs. K.C.:** Started at RG
- **9/15 at HOU:** Started at RG
- **9/19 vs. TEN:** Started at RG
- **9/29 at DEN:** Started at RG, aiding in RB **Leonard Fournette's** career-high 225 yards rushing and an offensive average of 7.1 yards per carry for 269 total net rushing yards, the second-most in a single game in franchise history
- **10/6 at CAR:** Started at RG helping RB **Leonard Fournette** eclipse the 100-yard mark in back-to-back games for the first time since his rookie season in 2017
- **10/13 vs. N.O.:** Started at RG
- **10/20 at CIN:** Started at RG, paving the way for RB **Leonard Fournette's** 131 yards rushing
- **10/27 vs. NYJ:** Started at RG
- **11/3 vs. HOU:** Started at RG
- **11/17 at IND:** Started at RG

2018 (w/ JAX - 15/15)

Started all 15 games in which he appeared at RG

2017 (w/ JAX - 15/15, 3/3)

- Started 15 games in the regular season and all three postseason contests at RG
- Part of an offensive line that helped the team lead the league in rushing (141.1 yards per game) for the first time in franchise history and allowed a franchise-low 24 sacks

2016 (w/ JAX - 16/16)

Did not miss a snap and was part of a unit that surrendered 34 sacks, its fewest since 2007

2015 (w/ JAX - 15/13)

Rookie offensive lineman started 13 games at RG

COLLEGE (AT SOUTH CAROLINA, 2010-15)

- Four-year starter, starting 51 games, the second-most in school history
- Three-time member of the SEC Fall Academic Honor Roll
- In 2014, named first-team All-America by Sporting News, ESPN.com and CBSSportsline.com
- In 2013, was voted a permanent team captain as a junior

PERSONAL

- Played on both sides of the ball for Head Coach **Kevin Crosby** at Bamberg-Ehrhardt (S.C.) High School
- Given name is Aaron
- Has a tattoo on the inside of his right forearm to honor his mother, Catherine, who passed in 2007 from throat cancer
- He and his fiancée, Kendal, have one daughter, Kennie Amelia
- Twitter handle is @AJCann60

17



DJ CHARK JR.

WIDE RECEIVER
6-4 | 198 LBS | 9-23-1996
LOUISIANA STATE
ALEXANDRIA, LOUISIANA
ACQ: SECOND ROUND OF 2018 DRAFT (61ST)
EXP: 2ND YEAR



TRANSACTIONS

Originally drafted by Jacksonville in the second round (61st overall) of the 2018 NFL Draft

PRO (GAMES PLAYED/STARTED - 21/9)

• Has appeared in 21 career games, hauling in 65 receptions for 970 yards (14.9 rec. avg.) and eight TDs

2019 (w/ JAX - 10/9)

Ranks second in the NFL with nine receptions of at least 30 yards this season ... His eight TD catches are tied with TE **Marcedes Lewis** (2010) for the most ever by a Jaguars player through the team's first 10 games of a season ... Tied for the NFL lead with 8 TDs

- **9/8 vs. K.C.:** Made his first career start at WR, hauling in four receptions for a then career-best 146 yards (36.5 avg.), including a long of 69 and a 35-yard TD from QB **Nick Foles** ... His 36.5 receiving avg. was the highest in franchise single game history
- **9/15 at HOU:** Started at WR and was targeted a team-high nine times, recording seven receptions for 55 yards and one TD
- **9/19 vs. TEN:** Started at WR, catching four passes for 76 yards (19.0 avg.) and one TD ... Became the youngest player in franchise history (22 years old) to post more than 250 receiving yards through Week 3 of the season ... Additionally, became the second player in franchise history – and the first since WR **Jimmy Smith** in 2008 – to catch a TD pass in each of the first three games of the season
- **9/29 at DEN:** Hauled in four passes for 44 yards (11.0 avg.)
- **10/6 at CAR:** Started at WR, earning career-bests in receptions (eight), yards (164) and TDs (two) ... Joined former WR **Jimmy Smith** (Sept. 10, 2000) as the only players to register at least 160 receiving yards and two-plus receiving TDs in a single game ... Also joins Smith (536 receiving yards and six TD receptions in 2000) as the only players in franchise history to post at least 485 receiving yards and five receiving TDs through the team's first five games of a season.
- **10/13 vs. N.O.:** Started at WR, posting three receptions for 43 yards (14.3 avg.)
- **10/20 at CIN:** Started at WR, hauling in three receptions for 53 yards (17.7 avg.) while adding one rush for 20 yards
- **10/27 vs. NYJ:** Started at WR, bringing in six receptions for 79 yards (13.2 rec. avg.) and the game-clinching TD in the fourth quarter
- **11/3 vs. HOU:** Started at WR and caught three passes for 32 yards (8.0 rec avg.), marking his sixth game of the season with at least 50 receiving yards and a TD, tied for the most through 10 games in a season in franchise history (**Allen Hurns**, 2015).
- **11/17 at IND:** Started at WR, amassing eight receptions for 104 yards (13.0 rec. avg.) and two TDs ... Second game of the season with 100-plus receiving yards and multiple TD receptions

2018 (w/ JAX - 11/0)

Emerged as a contributor on special teams totaling five special teams tackles and averaging 35.4 yards per kickoff return ... Caught 14 passes for 174 yards (12.4 avg.)

- **10/7 at K.C.:** Caught passes of 30 and 38 yards, becoming the eighth rookie in franchise history to record multiple 30-yard catches in a single game
- **10/28 vs. PHI:** Caught four passes for 41 yards, including a long reception of 19 yards ... Served as the primary kick returner, returning one kickoff for 29 yards
- **11/11 at IND:** Saw action at WR and returned three kickoffs for 108 yards (36.0 avg.), including a long return of 47 yards ... Added one special teams tackle
- **11/17 at IND:** Started at WR, catching eight passes for 104 yards (13.0 rec. avg.) and two TDs ...

COLLEGE (AT LOUISIANA STATE, 2015-17)

- Appeared in 36 games with 15 starts
- Career totals include 66 receptions for 1,351 yards (20.5 rec. avg.) and six TDs with a long reception of 80 yards (TD)
- 2018 Co-MVP of Senior Bowl
- Named a permanent team captain in his senior season as he led the SEC in punt returns for TDs (2) and was second in the league in punt return average (10.8) while also leading the Tigers in receptions (40), receiving yards (874) and tied for the team lead in receiving TDs (3)
- Scored a TD three different ways in 2017, becoming only the seventh player in

school history to accomplish the feat

PERSONAL

- Son of Shirley and **Darrell Chark Sr.**
- Attended Alexandria (La.) High School where he hauled in 48 receptions for 554 yards and three TDs as a senior on the way to earning Louisiana Class 5A All-State Honorable Mention
- Rushed for 495 yards and five touchdowns and caught 20 passes for 554 yards and six TDs as a junior and was named Honorable Mention All-State for Class 5A as a junior
- Never missed a day of school in 13 years in the Alexandria School System, finished high school with a 3.9 GPA and claimed all three major senior individual honors: Prom King, Mr. ASH and Most Outstanding Athlete
- Learned to swim leading up to the 2018 season at the Winston Family YMCA in Jacksonville

REGULAR SEASON RECEIVING STATISTICS

YEAR	TEAM	GP/GS	REC	YDS	AVG.	LG	TD
2018	JAX	11/0	14	174	12.4	38	0
2019	JAX	10/9	51	796	15.6	69	8
NFL totals: 2 yrs.		21/9	65	970	14.9	69	8

Additional statistics: Two rushes for 20 yards


Single Game Career Highs

Receptions: 8 (two times; last: 11/17/19 at IND)	Receiving yards: 164 (10/6/19 at CAR)
Longest reception: 69t (9/8/19 vs. K.C.)	Touchdowns: 2 (two times; last: 11/17/19 at IND)

2019 GAME-BY-GAME STATISTICS

DATE	OPP	REC	YDS	AVG.	LG	TD
09/08	vs. Kansas City	4	146	36.5	69	1
09/15	at Houston	7	55	7.9	14	1
09/19	vs. Tennessee	4	76	19.0	37	1
09/29	at Denver	4	44	11.0	24	0
10/06	at Carolina	8	164	20.5	37t	2
10/13	vs. New Orleans	3	43	14.3	22	0
10/20	at Cincinnati	3	53	17.7	33	0
10/27	vs. N.Y. Jets	6	79	13.2	29	1
11/03	vs. Houston	4	32	8.0	16	0
BYE WEEK						
11/17	at Indianapolis	8	104	13.0	34t	2
11/24	at Tennessee					
12/01	vs. Tampa Bay					
12/08	vs. L.A. Chargers					
12/15	at Oakland					
12/22	at Atlanta					
12/29	vs. Indianapolis					
2019 totals:		51	796	15.6	69	8

84



KEELAN COLE

WIDE RECEIVER
6-1 | 194 LBS | 4-20-1993
KENTUCKY WESLEYAN
LOUISVILLE, KENTUCKY
ACQ: ROOKIE FREE AGENT 2017
EXP: 3RD YEAR



TRANSACTIONS

Originally signed by Jacksonville as an undrafted rookie on 5/10/17

PRO (GAMES PLAYED/STARTED - 42/17, 3/0)

Third-year undrafted WR has totaled 93 receptions for 1,393 yards (15.0 rec. avg.) and six TDs

2019 (w/ JAX - 10/0)

- **9/8 vs. K.C.:** Saw action at WR
- **9/15 at HOU:** Saw action at WR
- **9/19 vs. TEN:** Saw action at WR
- **9/29 at DEN:** Hauled in one reception for 19 yards on a key third-down play
- **10/6 at CAR:** Saw action at WR
- **10/13 vs. N.O.:** Played seven snaps at WR
- **10/20 at CIN:** Saw action at WR, hauling the go-ahead 2-yard TD pass in the fourth quarter
- **10/27 vs. NYJ:** Saw action at WR, catching two passes for 12 yards (6.0 rec. avg.) and one TD
- **11/3 vs. HOU:** Saw action at WR, hauling in five receptions for 80 yards (16.0 rec. avg.) and a long reception of 31 yards
- **11/17 at IND:** Saw action at WR, catching four passes for 41 yards (10.3 rec. avg.) with a long reception of 14 yards

2018 (w/ JAX - 16/11)

- Appeared in all 16 games and recorded 38 receptions for 491 yards and one TD
- **9/9 at NYG:** Started at WR and recorded three receptions for a team-high 54 yards, including a long reception of 31 yards
 - **9/16 vs. N.E.:** Started at WR and recorded team highs in receptions (seven) and receiving yards (116), including a 24-yard TD reception ... Caught a TD in his fourth consecutive home game, a franchise record for consecutive home games with a receiving TD
 - **10/7 at K.C.:** Started at WR and caught four passes for 70 yards (17.5 rec. avg.)

2017 (w/ JAX - 16/6, 3/0)

Cole's 748 receiving yards were the most by an undrafted rookie in franchise history, surpassing WR **Allen Hurns'** 677 receiving yards in 2014 and second most by a rookie in team history (trailing WR **Justin Blackmon's** 865 yards in 2012) ... His 748 receiving yards were eighth-most by an undrafted rookie WR in NFL history ... Registered 186 receiving yards in Week 15 vs. Houston and 108 receiving yards in Week 16 at San Francisco, becoming the first rookie to post 100-plus receiving yards in consecutive games in franchise history ... His 748 receiving yards were the third most among rookie wide receivers (trailing PIT **JuJu Smith-Schuster** & LAR **Cooper Kupp**) ... His 17.8 yards per reception tied (WR **Cecil Shorts III**) (2012) for highest rate in a single season in franchise history

- **12/3 vs. IND:** Started at WR and recorded three receptions for 49 yards (16.3 avg.) and his first career TD
- **12/10 vs. SEA:** Recorded three receptions and a season and team-high 99 yards receiving, including a 75-yard TD reception
- **12/17 vs. HOU:** Led the team and recorded career-highs with seven receptions for 186 yards and one TD, including a game-long 73-yard reception, which set up FB **Tommy Bohanon's** TD in the third quarter ... First 100-yard receiving game of his career
- **12/24 at S.F.:** Started at WR and recorded six receptions for a game-high 108 yards

COLLEGE (AT KENTUCKY WESLEYAN, 2013-16)

- Named to the D2football.com All-American First Team, Associated Press Little All-American First Team and the Don Hansen All-American First Team
- Led the nation in kickoffs returned for a TD (two) and ranked second in all-purpose yards (198.1 yards per game) as a senior
- Named Great Midwest Athletic Conference Offensive and Special Teams Player of the Year in 2016
- Led the NCAA in receiving yards (1,577), receiving yards per game (141.5) and receiving TDs (21) as a sophomore in 2014

PERSONAL

- Coached by **Tyrann Scroggins** at Central (Ky.) High School, where he was a four-year letterwinner and two-year starter at DB, WR and QB

REGULAR SEASON STATISTICS

YEAR	TEAM	GP/GS	RECs	YDS	AVG.	LG	TD
2017	JAX	16/6	42	748	17.8	75t	3
2018	JAX	16/11	38	491	12.9	35	1
2019	JAX	10/0	13	154	11.8	31	2
NFL totals: 3 yrs.		42/17	93	1,393	15.0	75t	6

Single Game Career Highs

Receptions:
7 (two times, last: 9/16/18 vs. N.E.)

Receiving yards:
186 (12/17 vs. HOU)

Longest reception:
75t (12/10/17 vs. SEA)

Receiving touchdowns:
1 (six times, last: 10/27/19 vs. NYJ)

POSTSEASON STATISTICS

YEAR	TEAM	GP/GS	REC	YDS	AVG.	LG	TD
2017	JAX	3/0	3	82	27.3	45	0
NFL totals: 2 yrs.		3/0	3	82	27.3	45	0

2019 GAME-BY-GAME STATISTICS

DATE	OPP	REC	YDS	AVG.	LG	TD
09/08	vs. Kansas City	0	0	0.0	0	0
09/15	at Houston	0	0	0.0	0	0
09/19	vs. Tennessee	0	0	0.0	0	0
09/29	at Denver	1	19	19.0	19	0
10/06	at Carolina	0	0	0.0	0	0
10/13	vs. New Orleans	0	0	0.0	0	0
10/20	at Cincinnati	1	2	2.0	2t	1
10/27	vs. N.Y. Jets	2	12	6.0	6t	1
11/03	vs. Houston	5	80	16.0	31	0
BYE WEEK						
11/17	at Indianapolis	4	41	10.3	14	0
11/24	at Tennessee					
12/01	vs. Tampa Bay					
12/08	vs. L.A. Chargers					
12/15	at Oakland					
12/22	at Atlanta					
12/29	vs. Indianapolis					
2019 totals:		13	154	11.8	31	2



CHRIS CONLEY

WIDE RECEIVER
6-3 | 205 LBS | 10-25-1992
GEORGIA
DALLAS, GEORGIA
ACQ: UNRESTRICTED FREE AGENT 2019
EXP: 5TH YEAR



TRANSACTIONS

Originally drafted by Kansas City in the third round of the 2015 NFL Draft (76th overall) ... Signed by Jacksonville on 3/16/19

PRO (GAMES PLAYED/STARTED - 63/42, 5/2)

- Career totals include 133 receptions for 1,757 yards (13.2 rec. avg.) and eight TDs
- Played in the postseason in three of his four seasons in the NFL

2019 (w/ JAX - 10/8)

- **9/8 vs. K.C.:** Started at WR, recording a team-high six receptions for a career-best 97 yards (16.2 avg.) and one TD
- **9/15 at HOU:** Started at WR and caught four passes for 73 yards
- **9/19 vs. TEN:** Saw action at WR and recorded two receptions for 30 yards
- **9/29 at DEN:** Saw action at WR and caught one pass for 17 yards
- **10/6 at CAR:** Started at WR and hauled in one reception for 26 yards
- **10/13 vs. N.O.:** Started at WR
- **10/20 at CIN:** Started at WR, catching three passes for 83 yards (27.7 avg.), including a 47-yard reception
- **10/27 vs. NYJ:** Started at WR, catching four passes for a career best 103 yards (25.8 rec. avg.) and a career-long 70-yard TD reception
- **11/3 vs. HOU:** Started at WR, hauling in two receptions for 32 yards (16.0 rec. avg.) with a long reception of 20 yards
- **11/17 at IND:** Started at WR, tying a season-high with six receptions for 58 yards (9.7 rec. avg.) with a long reception of 24 yards

2018 (w/ K.C. - 16/13, 2/1)

Played in 16 games (13 starts) and registered 32 catches for 334 yards and a career-high five TDs for the NFL's No. 3 passing offense (320.4 passing yards per game)

- **11/19 vs. LAR:** Recorded career highs in receptions (seven), receiving yards (74) and receiving TDs (two), helping Kansas City score a season-high 51 points

2017 (w/ K.C. - 5/5)

Played in five games and caught 11 passes for 175 yards prior to suffering a torn Achilles and missing the remainder of the season

- **9/17 vs. PHI:** Recorded four catches for a season-high 55 yards in a 27-20 victory

2016 (w/ K.C. - 16/11, 1/1)

Registered 44 receptions for a career-high 530 yards

- **10/2 vs. PIT:** Caught six passes for 70 yards
- **1/15/17 vs. PIT:** Caught two passes for 19 yards in the AFC Divisional round

2015 (w/ K.C. - 16/5, 2/0)

Saw action in all 16 regular season games and caught 17 passes for 199 yards as a rookie in 2015

- **10/25 vs. PIT:** Recorded six catches for 63 yards and one TD
- **1/16/16 vs. N.E.:** Recorded five catches for 33 yards in the AFC Divisional round

COLLEGE (AT GEORGIA, 2011-14)

- Appeared in 49 games (23 starts), recording 117 receptions for 1,938 yards (16.6 avg.) and 20 TDs
- Recorded five 100-yard receiving games in his college career and led the Bulldogs in receiving yards in 2013 (651 receiving yards) and 2014 (657)

PERSONAL

- Played football at North Paulding (Dallas, Ga.) High School
- Enjoys surfing in his free time
- Married his wife, Brianna, in May 2019
- Born in Adana, Turkey on an Air Force base. His father, Charles, had a career in the United States Air Force while his mother, Christina, is a high school teacher
- Enjoys science-fiction and made and starred in a 26-minute long "Star Wars" fan film "Retribution"

REGULAR SEASON STATISTICS

YEAR	TEAM	GP/GS	REC	YDS	AVG.	LG	TD
2015	K.C.	16/5	17	199	11.7	44	1
2016	K.C.	16/11	44	530	12.0	39	0
2017	K.C.	5/5	11	175	15.9	35	0
2018	K.C.	16/13	32	334	10.4	27t	5
2019	JAX	10/8	29	519	17.9	70t	2
NFL totals: 5 yrs.		63/42	133	1,757	13.2	70t	8

Single Game Career Highs

Receptions:
7 (11/19/18 at LAR)

Receiving yards:
103 (10/27/19 vs. NYJ)

Longest reception:
70t (10/27/19 vs. NYJ)

Receiving touchdowns:
2 (11/19/18 at LAR)

POSTSEASON STATISTICS

YEAR	TEAM	GP/GS	RECS	YDS	AVG.	LG	TD
2015	K.C.	2/0	6	42	7.0	16	1
2016	K.C.	1/1	2	19	9.5	12	0
2018	K.C.	2/1	0	0	0.0	0	0
NFL totals: 5 yrs.		5/2	8	61	12.2	16	1

2019 GAME-BY-GAME STATISTICS

DATE	OPP	RECS	YDS	AVG.	LG	TD
09/08	vs. Kansas City	6	97	16.2	21t	1
09/15	at Houston	4	73	18.3	31	0
09/19	vs. Tennessee	2	30	15.0	15	0
09/29	at Denver	1	17	17.0	17	0
10/06	at Carolina	1	26	26.0	26	0
10/13	vs. New Orleans	0	0	0.0	0	0
10/20	at Cincinnati	3	83	27.7	47	0
10/27	vs. N.Y. Jets	4	103	25.8	70t	1
11/03	vs. Houston	2	32	16.0	20	0
BYE WEEK						
11/17	at Indianapolis	6	58	9.7	24	0
11/24	at Tennessee					
12/01	vs. Tampa Bay					
12/08	vs. L.A. Chargers					
12/15	at Oakland					
12/22	at Atlanta					
12/29	vs. Indianapolis					
2019 totals:		29	519	17.9	70t	2

NOTE THE QUOTE: ON WR CHRIS CONLEY

"Chris is a guy I have always loved and admired and we have always been good friends. Especially in my time in K.C., we just meshed real well. I'm grateful that he is here. I'm grateful that I get to play with him ... Chris is a guy that can play at the highest level. He is a guy that can get the ball a lot and make a lot of plays. He is a team guy. He loves his teammates. He can impact a room by the character and person he is and we're very fortunate to have a guy like him on this roster."

- Jaguars QB Nick Foles

9



LOGAN COOKE

PUNTER

6-5 | 230 LBS | 7-28-1995

MISSISSIPPI STATE

DARBUN, MISSISSIPPI

ACQ: SEVENTH ROUND OF 2018 DRAFT (247TH)

EXP: 2ND YEAR



TRANSACTIONS

Originally drafted by Jacksonville in the seventh round (147th overall) of the 2018 Draft

PRO (GAMES PLAYED - 26)

Second-year P who has appeared in 26 games and posted a 42.2 career net punting avg. and a 45.2 gross punting avg.

2019 (w/ JAX - 10)

Currently ranks third in the NFL with a net average of 43.8 yards per punt

- **9/8 vs. K.C.:** Punted two times for 96 yards (48.0 gross avg.) including a long punt of 48 yards
- **9/15 at HOU:** Punted six times for 288 yards (48.0 gross avg.), tying a career-high with four punts inside the 20 and a long punt of 54 yards
- **9/19 vs. TEN:** Punted six times for 252 yards (42.0 gross avg.) with one punt inside the 20 and a long punt of 55 yards
- **9/29 at DEN:** Punted six times for 273 yards (45.5 gross avg.) with one punt inside the 20
- **10/6 at CAR:** Punted four times for 193 yards (48.3 gross avg.) with three landing inside the 20 and a long punt of 60 yards
- **10/13 vs. N.O.:** Punted five times for 244 yards (48.8 gross avg.) with two landing inside the 20 and a season-long punt of 61 yards
- **10/20 at CIN:** Punted six times for 253 yards (42.2 gross avg.) with two landing inside the 20
- **10/27 vs. NYJ:** Punted four times for 153 yards (38.3 gross avg.) with one landing inside the 20
- **11/3 vs. HOU:** Punted three times for 153 yards (51.0 gross avg.) with one landing inside the 20
- **11/17 at IND:** Punted six times for 280 yards (46.7 gross avg.) with three landing inside the 20

2018 (w/ JAX - 16)

Downed 37 punts inside the 20, which was a franchise record and the third-most in the NFL

- Punted 86 times, placing 43.0 percent of his punts inside the 20, the highest mark by a rookie in franchise history

COLLEGE (AT MISSISSIPPI STATE, 2014-17)

- Appeared in 45 career games serving as the primary punter his last three years and the primary kickoff specialist as a senior and freshman
- Averaged 41.7 yards per punt during his career, which ranked seventh in school history
- 35 of his 150 punts were more than 50 yards and 60 were pinned inside the 20

PERSONAL

- Son of Len and Tracey
- Engaged to **Mary Menger Jones** in July 2019
- Attended Columbia (Miss.) Academy
- All-State punter tallied 24 punts for an average of 44.2 yards in his senior season, while also seeing action at WR and DB
- Avid hunter and fisherman, who also owns an outdoorsman company that specializes in turkey calls
- Involved with the Catch-A-Dream Foundation, which takes children with life-threatening illnesses on hunting and fishing adventures of a lifetime

REGULAR SEASON STATISTICS

YEAR	TEAM	GP	PUNTS	YARDS	AVG.	FC	NET AVG.	IN 20	LG	BLK
2018	JAX	16	86	3,872	45.0	18	41.3	37	72	0
2019	JAX	10	48	2,185	45.5	20	43.8	18	61	0
NFL totals: 2 yrs.		26	134	6,057	45.2	38	42.2	55	72	0

Single Game Career Highs

Punts:

9 (12/30/18 at HOU)

Punting yards:

449 (12/30/18 at HOU)

Punting Gross avg.:

52.4 (12/16/18 at WAS)

Punting net avg.:

50.2 (12/16/18 at WAS)

Punts inside the 20:

4 (four times, last: 9/15/19 at HOU)

2019 GAME-BY-GAME STATISTICS

DATE	OPP	PUNTS	YARDS	GROSS AVG.	FC	NET AVG.	IN 20	LG	BLK
09/08	vs. Kansas City	2	96	48.0	1	48.0	0	48	0
09/15	at Houston	6	288	48.0	1	47.2	4	54	0
09/19	vs. Tennessee	6	252	42.0	2	42.0	1	55	0
09/29	at Denver	6	273	45.5	3	43.8	1	59	0
10/06	at Carolina	4	193	48.3	2	45.2	3	60	0
10/13	vs. New Orleans	5	244	48.8	2	46.4	2	61	0
10/20	at Cincinnati	6	253	42.2	3	38.0	2	53	0
10/27	vs. N.Y. Jets	4	153	38.3	2	38.3	1	41	0
11/03	vs. Houston	3	153	51.0	2	44.3	1	57	0
BYE WEEK									
11/17	at Indianapolis	6	280	46.7	2	45.2	3	50	0
11/24	at Tennessee								
12/01	vs. Tampa Bay								
12/08	vs. L.A. Chargers								
12/15	at Oakland								
12/22	at Atlanta								
12/29	vs. Indianapolis								
2019 totals:		48	2,185	45.5	20	43.8	18	61	0



22



CODY DAVIS

SAFETY

6-2 | 203 LBS | 6-6-1989

TEXAS TECH

STEPHENVILLE, TEXAS

ACQ: UNRESTRICTED FREE AGENT 2018

EXP: 7TH YEAR



TRANSACTIONS

Originally signed by St. Louis as an undrafted rookie on 4/29/13 ... Waived on 8/31/13 ... Signed to the practice squad by St. Louis on 9/2/13 ... Promoted to the 53-man roster on 9/27/13 ... Re-signed with Los Angeles on 3/9/16 ... Signed as an unrestricted free agent by Jacksonville on 3/15/18

PRO (GAMES PLAYED/STARTED - 91/5, 1/0)

- Career totals include 43 special teams tackles, 34 defensive tackles (21 solo), seven passes defended, two INTs and one fumble recovery
- Named the Jaguar special teams captain in 2019

2019 (w/ JAX - 10/0)

- **9/8 vs. K.C.:** Saw action on special teams
- **9/15 at HOU:** Saw action on special teams
- **9/19 vs. TEN:** Saw action on defense and special teams
- **9/29 at DEN:** Saw action on special teams, recording one special teams tackle
- **10/6 at CAR:** Assisted on one special teams tackle
- **10/13 vs. N.O.:** Saw action on defense and special teams, collecting two tackles (one solo) on defense
- **10/20 at CIN:** Saw action on defense and special teams and posted one solo tackle
- **10/27 vs. NYJ:** Saw action on defense and special teams and assisted on one defensive tackle
- **11/3 vs. HOU:** Saw action on defense and special teams and blocked a PAT attempt, the Jaguars' first blocked PAT since **Telvin Smith Sr.** did so on 12/31/17 at TEN
- **11/17 at IND:** Saw action on defense and special teams, making one special teams tackle

2018 (w/ JAX - 16/0)

Appeared in all 16 games and led the team with 10 special teams tackles

2017 (w/ LAR - 7/3)

Appeared in seven games with two starts and recorded 19 tackles (12 solo), four passes defended and one INT

- **10/8 vs. SEA:** Recorded five tackles (four solo), one INT and three passes defended

2016 (w/ LAR - 15/3)

Saw action in 15 games with three starts

2015 (w/ STL - 16/0)

Saw action in all 16 games and recorded 10 special teams tackles

2014 (w/ STL - 15/0)

Saw action in 15 games and totaled two solo tackles and seven special teams tackles

2013 (w/ STL - 12/0)

Saw action in 12 games and recorded five special teams tackles

COLLEGE (AT TEXAS TECH, 2009-12)

- Finished his collegiate career ranked eighth in school history with 362 tackles
- Named a Capital One Academic All-America first-team selection and an All-Big 12 second-team member after he led the Raiders with 101 tackles during his senior year

PERSONAL

- Attended Stephenville (Texas) High School, where he started in the defensive backfield for three years

REGULAR SEASON STATISTICS

YEAR	TEAM	GP/GS	TKL	SOLO	ASST	SACKS	FF	FR	PD	INT
2013	STL	12/0	0	0	0	0.0	0	0	0	0
2014	STL	15/0	2	2	0	0.0	0	1	0	0
2015	STL	16/0	0	0	0	0.0	0	0	0	0
2016	LAR	15/3	10	6	4	0.0	0	0	3	1
2017	LAR	7/2	19	12	7	0.0	0	0	4	1
2018	JAX	16/0	0	0	0	0.0	0	0	0	0
2019	JAX	10/0	3	1	2	0.0	0	0	0	0
Career totals: 7 yrs. 91/5			34	21	13	0.0	0	1	7	2

Additional statistics: five special teams tackles in 2013; seven in 2014; 10 in 2015; four in 2016; three in 2017; 10 in 2018, four in 2019

Single Game Career Highs

Tackles:

5 (10/8/17 vs. SEA)

Passes Defended:

3 (10/8/17 vs. SEA)

Blocked PAT:

1 (11/3/19 vs. HOU)

POSTSEASON STATISTICS

YEAR	TEAM	GP/GS	TKL	SOLO	ASST	SACKS	FF	FR	PD	INT
2017	STL	1/0	0	0	0	0.0	0	0	0	0
Postseason totals:		1/0	0	0	0	0.0	0	0	0	0

2019 GAME-BY-GAME STATISTICS

DATE	OPP	TKL	SOLO	ASST	SACKS	FF	FR	PD	INT
09/08	vs. Kansas City	0	0	0	0.0	0	0	0	0
09/15	at Houston	0	0	0	0.0	0	0	0	0
09/19	vs. Tennessee	0	0	0	0.0	0	0	0	0
09/29	at Denver	0	0	0	0.0	0	0	0	0
10/06	at Carolina	0	0	0	0.0	0	0	0	0
10/13	vs. New Orleans	2	1	1	0.0	0	0	0	0
10/20	at Cincinnati	0	0	0	0.0	0	0	0	0
10/27	vs. N.Y. Jets	1	0	1	0.0	0	0	0	0
11/03	vs. Houston	0	0	0	0.0	0	0	0	0
BYE WEEK									
11/17	at Indianapolis	0	0	0	0.0	0	0	0	0
11/24	at Tennessee								
12/01	vs. Tampa Bay								
12/08	vs. L.A. Chargers								
12/15	at Oakland								
12/22	at Atlanta								
12/29	vs. Indianapolis								
2019 totals:		3	1	2	0.0	0	0	0	0

Additional Statistics: Four special teams tackles, One blocked PAT

88



SETH DEVALVE

TIGHT END
6-3 | 245 LBS | 1-29-1993
PRINCETON
MANCHESTER, CONNECTICUT
ACQ: WAIVERS (CLEVELAND) 2019
EXP: 4TH YEAR



TRANSACTIONS

Originally drafted by Cleveland in the fourth round (138th overall) of the 2016 NFL Draft ... Released by Cleveland on 8/31/19 ... Claimed off waivers by Jacksonville on 9/1/19

PRO (GAMES PLAYED/STARTED - 50/15)

- Fourth-year TE who has played in 50 games with 15 starts
- Career totals include 54 receptions for 644 yards and four receiving TDs

2019 (w/ JAX - 9/5)

- **9/8 vs. K.C.:** Saw action on offense and special teams
- **9/15 at HOU:** Saw action on offense and special teams
- **9/19 vs. TEN:** Started at TE and saw action on special teams
- **9/29 at DEN:** Started at TE
- **10/6 at CAR:** Saw action at TE
- **10/13 vs. N.O.:** Hauled in his first reception of the season for 16 yards
- **10/20 at CIN:** Started at TE
- **10/27 vs. NYJ:** Started at TE, hauling in one reception for 11 yards
- **11/3 vs. HOU:** Started at HB, catching four passes for 41 yards (10.3 rec. avg.)
- **11/17 at IND:** Inactive due to an oblique injury

2018 (w/ CLE - 13/4)

Played in 13 games with four starts, logging five catches for 74 yards and one TD

- **10/28 at PIT:** Caught two passes for 28 yards, including a 24-yard touchdown

2017 (w/ CLE - 16/4)

Appeared in all 16 games on the season for Cleveland, making four starts and setting career-highs in receiving yards (395) and receptions (33)

2016 (w/ CLE - 12/2)

Saw action in 12 games with two starts during his rookie campaign, posting 10 catches for 127 yards and two TDs

- **10/30 vs. NYJ:** Started first NFL game at TE, recording his first career catch
- **11/10 at BAL:** Recorded first career touchdown after hauling in a 25-yard pass from QB Cody Kessler

COLLEGE (AT PRINCETON, 2011-15)

- Played 30 career games at Princeton where he totaled 122 receptions for 1,336 yards and seven TDs
- Ended his career Ranked 10th in school history in career receptions
- Earned Princeton's Rogerson Award for Spirit and Inspiration in 2015 after playing in six games and finishing with 33 catches for 337 yards and one TD
- Redshirted in 2014 after being limited to two games due to injury
- Set career highs as a junior in 2013 with 49 receptions for 527 yards and four TDs
- Appeared in all 10 games as a sophomore in 2012, catching 20 passes for 219 yards and one TD

PERSONAL

- Attended Manchester (Conn.) High School
- All-state and two-time all-conference honoree as a QB, earning all-state recognition as a senior
- Threw for 4,650 career yards and 37 TDs while adding 2,000 rushing yards and 24 TDs on offense and nine INTs on defense
- Highest drafted Princeton football player in the modern-draft era
- Last name is pronounced duh-VALVE
- Enjoys playing music in his spare time, including the guitar, bass and drums
- Married to his wife, Erica

REGULAR SEASON CAREER STATISTICS

YEAR	TEAM	GP/GS	REC	YDS	AVG	LG	TD
2016	CLE	12/2	10	127	12.7	25t	2
2017	CLE	16/4	33	395	12.0	49	1
2018	CLE	13/4	5	74	14.8	26	1
2019	JAX	9/5	6	68	11.3	16	0
NFL totals: 4 yrs.		50/15	54	644	12.3	49	4

2019 GAME-BY-GAME STATISTICS

DATE	OPP	REC	YDS	AVG.	LG	TD
09/08	vs. Kansas City	0	0	-	-	0
09/15	at Houston	0	0	-	-	0
09/19	vs. Tennessee	0	0	-	-	0
09/29	at Denver	0	0	-	-	0
10/06	at Carolina	0	0	-	-	0
10/13	vs. New Orleans	1	16	16.0	16	0
10/20	at Cincinnati	0	0	-	-	0
10/27	vs. N.Y. Jets	1	11	11.0	11	0
11/03	vs. Houston	4	41	10.3	18	0
BYE WEEK						
11/17	at Indianapolis	Inactive (oblique)				
11/24	at Tennessee					
12/01	vs. Tampa Bay					
12/08	vs. L.A. Chargers					
12/15	at Oakland					
12/22	at Atlanta					
12/29	vs. Indianapolis					
2019 totals:		6	68	11.3	16	0



1



JOSHUA DOBBS

QUARTERBACK
6-3 | 216 LBS | 1-26-1995
TENNESSEE
ALPHARETTA, GEORGIA
ACQ: TRADE (PITTSBURGH) 2019
EXP: 3RD YEAR



TRANSACTIONS

Originally drafted by Pittsburgh in the fourth round (135th overall) of the 2017 NFL Draft ... Traded to Jacksonville on 9/9/19

PRO (GAMES PLAYED/STARTED - 5/0)

- Third-year QB who was traded to Jacksonville from Pittsburgh following Week 1 of the 2019 NFL season
- Has appeared in five career games, completing 6 of 12 passes (50.0 pct.) for 43 yards and one INT

2019 (w/ JAX - 0/0)

Spent the preseason with Pittsburgh before being traded to Jacksonville following Week 1

- **9/8 at N.E.:** Was inactive for PIT's Week 1 game
- **9/15 at HOU:** Active, but did not play
- **9/19 vs. TEN:** Active, but did not play
- **9/29 at DEN:** Active, but did not play
- **10/6 at CAR:** Active, but did not play
- **10/13 vs. N.O.:** Active, but did not play
- **10/20 at CIN:** Active, but did not play
- **10/27 vs. NYJ:** Active, but did not play
- **11/3 vs. HOU:** Active, but did not play
- **11/17 at IND:** Inactive

2018 (w/ PIT - 5/0)

- Saw action in five games during the regular season
- Completed 6 of 12 passes for 43 yards and one INT while also adding 11 rushing yards on four attempts
- **11/4 at BAL:** Entered the game for one play and completed a 22-yard pass for a first down, marking the first pass attempt of his NFL career
- **12/9 at OAK:** Entered the game to start the second half and completed 4 of 9 passes for 24 yards with an INT

2017 (w/ PIT - 0/0)

- Spent the year backing up QB **Ben Roethlisberger**
- Active for one game but did not play during the regular season

COLLEGE (AT TENNESSEE, 2013-16)

- Started 35 of 37 games played at Tennessee, finishing his career with a 23-12 record (3-0 in bowl games) as a starting QB
- Set school records for career rushing yards by a QB (2,160), career rushing TDs by a QB (32), single season rushing yards by a QB (831 in 2016) and single season rushing TDs by a QB (12 in 2016)
- Ranked fifth in Tennessee history in career passing yards (7,138) and his 9,360 yards of total offense (7,138 passing, 2,160 rushing and 62 receiving) ranked third in school annals
- One of three QBs in SEC history to record 15 passing TDs and 10 rushing scores in multiple seasons
- Named second-team All-SEC and earned SEC Offensive Player of the Year honors by Athlon Sports in 2016
- Named TaxSlayer Bowl MVP in 2015

PERSONAL

- Attended Alpharetta (Ga.) High School where he earned first team All-County, first team All-Region, second team All-Area, first team All-Conference, Alpharetta High School Offensive MVP, and AHS Scholar Athlete honors in his senior and junior seasons
- Also participated in baseball, earning first team All-Region honors
- The son of Stephanie and **Robert Dobbs**

REGULAR SEASON PASSING STATISTICS

YEAR	TEAM	P/S	COMP	ATT	PCT	YDS	AVG	TD	INT	SK	RTG
2017	PIT	0/0	0	0	0.0	0	0.0	0	0	0	0.0
2018	PIT	5/0	6	12	50.0	43	3.6	0	1	5	24.0
2019	PIT/JAX	0/0	0	0	0.0	0	0.0	0	0	0	0.0
NFL totals: 3 yrs.		5/0	6	12	50.0	43	3.6	0	1	5	24.0

Single Game Career Highs

Passing completions:
4 (12/9/18 at OAK)

Passing attempts:
9 (12/9/18 at OAK)

Passing yards:
24 (12/9/18 at OAK)

Passer rating:
118.8 (11/4/18 at BAL)

REGULAR SEASON RUSHING STATISTICS

YEAR	TEAM	ATT	YDS	AVG	TD
2017	PIT	0	0	0.0	0
2018	PIT	4	11	2.8	0
2019	PIT/JAX	0	0	0.0	0
NFL totals: 3 yrs.		4	1,775	2.8	0

Single Game Career Highs

Rushing attempts:
2 (12/9/18 at OAK)

Rushing yards:
15 (12/9/18 at OAK)

Rushing long: 10 (12/9/18 at OAK)

2019 GAME-BY-GAME PASSING STATISTICS

DATE	OPP	P/S	COMP	ATT	PCT	YDS	AVG	TD	INT	SK	RTG
9/08	vs. KC					Not on team (PIT)					
9/15	at HOU					DNP					
9/19	vs. TEN					DNP					
9/29	at DEN					DNP					
10/06	at CAR					DNP					
10/13	vs. N.O.					DNP					
10/20	at CIN					DNP					
10/27	vs. NYJ					DNP					
11/03	vs. HOU					DNP					
	BYE WEEK										
11/17	at IND					Inactive					
11/24	at TEN										
12/01	vs. T.B.										
12/08	vs. LAC										
12/15	at OAK										
12/22	at ATL										
12/29	vs. IND										
2019 totals:		0/0	0	0	0.0	0	0.0	0	0	0	0.0





NICK FOLES

QUARTERBACK
6-6 | 243 LBS | 1-20-1989
ARIZONA
AUSTIN, TEXAS
ACQ: UNRESTRICTED FREE AGENT 2019
EXP: 8TH YEAR



TRANSACTIONS

Originally drafted by Philadelphia in the third round (88th overall) of the 2012 draft ... Traded to St. Louis in exchange for QB **Sam Bradford** and a 2015 fifth-round draft choice on 3/10/15 ... Released on 7/27/16 ... Signed by Kansas City on 8/4/16 ... Signed by Philadelphia 3/13/17 ... Signed by Jacksonville on 3/13/19

PRO (GAMES PLAYED/STARTED - 56/46, 6/6)

- Eighth-year QB was named Super Bowl LII MVP after leading Philadelphia to its first Super Bowl championship in franchise history in 2017
- En route to capturing the Lombardi Trophy in 2017, Foles recorded a 100-plus passer rating in all three playoff games, posting 971 yards, six TDs and an NFL single-postseason record 72.6 completion percentage, and the third-highest passer rating in a single postseason in league history (115.7)
- Owns the highest passer rating in Eagles franchise history (93.2) and the sixth-highest in NFL postseason history (98.8)
- Awarded the ESPY for "Best Championship Performance" in 2018 following his postseason and Super Bowl success
- Earned NFC Offensive Player of the Month honors in November 2013 and won NFC Offensive Player of the Week three times (Week 6, 2013; Week 9, 2013; Week 16, 2018)

2019 (w/ JAX - 2/2)

Spent Weeks 2-9 on the reserve/injured list before being activated to the teams 53-man roster on Nov. 5, 2019

- **9/8 vs. K.C.:** Made his first start for the Jaguars at QB, throwing for 75 yards on 5 of 8 passing and one TD for a QB rating of 132.8 before leaving the game due to injury (shoulder)
- **11/17 at IND:** Completed 33 of 47 passes (70.2 comp. pct.) for 296 yards, two TDs and one INT for a passer rating of 92.2

2018 (w/ PHI - 5/5, 2/2)

Started the final five games of the regular season, posting a 4-1 record and leading the Eagles to a playoff berth ... Completed 141 of 195 passes for 1,413 yards and seven TDs

- **12/23 vs. HOU:** Threw for 471 yards on 35 of 49 passing and recorded a season-high 120.4 passer rating
- **12/30 vs. WAS:** Tied an NFL record shared by QBs **Phillip Rivers** and **Ryan Tannehill** for the most consecutive completions (25) ... Foles and Rivers are the only QBs to do so in a single game
- **1/6 at CHI:** Threw for 266 yards and two TDs in the Divisional round road win

2017 (w/ PHI - 7/3, 3/3)

Started the final three games of the regular season, posting a 2-1 record, including a division-clinching road win at the New York Giants

- Recorded a 100-plus passer rating in all three playoff games, posting 971 yards, six TDs and the highest completion percentage in NFL single-postseason history (72.6), and the third-highest passer rating in league history (115.7)
- Became the third player in NFL history to record a postseason passing TD, rushing TD and receiving TD, joining QB **Kordell Stewart** and RB **Freeman McNeil**

- **12/17 at NYG:** Completed 24 of 38 passes for 237 yards and four TDs and zero INTs en route to a 115.8 passer rating
- **1/21 vs. MIN:** Clinched the NFC Championship title with a 352-yard performance, tallying three TDs and zero INTs
- **2/4 vs. N.E.:** Threw for 373 yards and three TDs, earning Super Bowl LII MVP honors ... His 373 yards were the third-most among Super Bowl-winning QBs in league history ... Became the first QB to catch a TD in the Super Bowl when he caught a 1-yard pass from **Trey Burton** on fourth down, known as the "Philly Special," which garnered an ESPY for "Best Play"

2016 (w/ K.C. - 3/1)

Played in three games, starting one, throwing for 410 yards and three TDs

2015 (w/ STL - 11/11)

Started in all 11 games that he played, throwing for 2,052 yards and seven TDs

2014 (w/ PHI - 8/8)

Posted a 6-2 record before suffering a broken collarbone and was placed on IR

- **9/21 vs. WAS:** Threw for 325 yards and three TDs en route to a 114.4 passer rating

2013 (w/ PHI - 13/10)

Started the final 10 games of the season, posting an 8-2 record en route to his first Pro Bowl appearance

- Totaled 2,891 passing yards and recorded a 27-2 TD-INT ratio
- Posted passer ratings of 100-plus in eight of his 10 starts
- Set a team record with 233 consecutive passes without an INT
- **11/3 at OAK:** Threw for 406 yards on 22 of 28 passing for a career-high seven TDs and zero INTs for a 158.2 passer rating ... One of eight QBs in NFL history to throw seven TDs in a single game
- **12/22 vs. CHI:** Set a career-high 84 percent completion percentage on 21 of 25 passing for 230 yards in a 54-11 victory

2012 (w/ PHI - 7/6)

Started the final six games of the season, throwing for 1,699 yards and six TDs

- **12/9 at T.B.:** Tallied a season-high 381 yards, including the game-winning, 1-yard pass as time expired

COLLEGE (AT ARIZONA, 2009-11)

- Began his collegiate career at Michigan State, where he appeared in one game before transferring to Arizona following the 2007 season
- Redshirted during his freshman season in 2008
- Played in all 13 games during his redshirt sophomore season, starting the final 10 games and posted 2,486 passing yards and 19 TDs
- As a redshirt junior, led the Wildcats to a 7-1 start and led U of A to a game-winning drive against No. 9 Iowa ... Finished the season with 3,191 yards and 20 TDs
- During his final season in Tuscon, completed 387 of 560 passes of 4,334 yards and 28 TDs, ranking first in the Pac-12 and fifth among all NCAA Division I FBS QBs with an average of 352.58 yards per game
- Finished his career at Arizona as the school's all-time leader in attempts (1,369), completions (933), passing yards (10,011) and TDs (67)
- Graduated with a degree in communications

PERSONAL

- He and his wife, **Tori**, have one daughter, **Lily**, and one golden doodle, **Henry**
- **Tori** played volleyball at Arizona, where the couple met
- Son of **Melissa** and **Larry**, who both are in the restaurant business
- Has two sisters, **Lacey** and **Katie**
- Authored, *Believe It*, which recounts his "journey of success, failure and overcoming the odds and debuted at No. 5 on the New York Times' best-seller list for hardcover nonfictions and additionally appeared on the Publishers Weekly and USA Today best-seller lists ... Donated 100 percent of the book's profits to charity
- Attended Westlake (Texas) High School, where he set school records for passing yards (5,658) and TDs (56), breaking marks previously held by QB **Drew Brees** ... Was teammates with current Baltimore K **Justin Tucker** ... Also a three-year starter and two-time MVP of the school's basketball team, and was recruited by numerous Division I basketball programs

REGULAR SEASON PASSING STATISTICS

YEAR	TEAM	P/S	COMP	ATT	PCT	YDS	AVG	TD	INT	SK	RTG
2012	PHI	7/6	161	265	60.8	1,699	6.4	6	5	20	79.1
2013	PHI	13/10	203	317	64.0	2,891	9.1	27	2	28	119.2
2014	PHI	8/8	186	311	59.8	2,163	7.0	13	10	9	81.4
2015	STL	11/11	190	337	56.4	2,052	6.1	7	10	14	69.0
2016	K.C.	3/1	36	55	65.5	410	7.5	3	0	4	105.9
2017	PHI	7/3	57	101	56.4	537	5.3	5	2	5	79.5
2018	PHI	5/5	141	195	72.3	1,413	7.2	7	4	9	96.0
2019	JAX	2/2	38	55	69.1	371	6.7	3	1	2	98.4
NFL totals: 8 yrs. 56/46 1,012 1,636 61.9 11,536 7.1 71 34 91 88.8											

Single Game Career Highs

Passing completions:
36 (10/26/14 at ARI)

Passing percentage:
84.8 (12/30/18 at WAS)

Passing touchdowns:
7 (11/3/13 at OAK)

Passing attempts
62 (10/26/14 at ARI)

Passing yards:
471 (12/23/18 vs. HOU)

Passer rating:
158.3 (11/3/13)

#7 NICK FOLES



REGULAR SEASON RUSHING STATISTICS

YEAR	TEAM	W-L*	ATT	YDS	AVG	TD
2012	PHI	1-5	11	42	3.8	1
2013	PHI	8-2	57	221	3.9	3
2014	PHI	6-2	16	68	4.3	0
2015	STL	4-7	17	20	1.2	1
2016	K.C.	1-0	4	-4	-1.0	0
2017	PHI	2-1	11	3	0.3	0
2018	PHI	4-1	9	17	1.9	0
2019	JAX	0-2	0	0	0	0
NFL totals: 8 yrs. 26-20 125 367 2.9 5						

* games started

Single Game Career Highs

Rushing attempts: 9 (twice; last: 12/1/13 vs. ARI)
Rushing yards: 47 (11/17/13 vs. WAS)

Rushing touchdowns: 1 (five times; last: 9/13/15 vs. SEA)


POSTSEASON PASSING STATISTICS

YEAR	TEAM	P/S	COMP	ATT	PCT	YDS	AVG	TD	INT	SK	RTG
2013	PHI	1/1	23	33	69.7	195	5.9	2	0	2	105.0
2017	PHI	3/3	77	106	72.6	971	9.2	6	1	2	115.7
2018	PHI	2/2	18	31	58.1	467	6.7	3	4	1	70.6
NFL totals: 8 yrs. 6/6 143 210 68.1 1,633 7.8 11 5 5 98.8											

2019 GAME-BY-GAME PASSING STATISTICS

DATE	OPP	P/S	COMP	ATT	PCT	YDS	AVG	TD	INT	SK	RTG
9/08	vs. K.C.	1/1	5	8	62.5	75	9.4	1	0	0	132.8
9/15	at HOU				Reserve/Injured						
9/19	vs. TEN				Reserve/Injured						
9/29	at DEN				Reserve/Injured						
10/06	at CAR				Reserve/Injured						
10/13	vs. N.O.				Reserve/Injured						
10/20	at CIN				Reserve/Injured						
10/27	vs. NYJ				Reserve/Injured						
11/03	vs. HOU				Reserve/Injured						
BYE WEEK											
11/17	at IND	1/1	33	47	70.2	296	6.3	2	1	2	92.2
11/24	at TEN										
12/01	vs. T.B.										
12/08	vs. LAC										
12/15	at OAK										
12/22	at ATL										
12/29	vs. IND										
2019 totals: 1/1 38 55 69.1 371 6.7 3 1 2 98.4											





TYLER ERVIN

RUNNING BACK

5-10 | 185 LBS | 10-7-1993

SAN JOSE STATE

SAN BERNARDINO, CALIFORNIA

ACQ: WAIVERS (BALTIMORE) 2019

EXP: 4TH YEAR



TRANSACTIONS

Originally drafted by Houston in the fourth round (119th overall) of the 2016 NFL Draft... Released by Houston on 11/8/18... Signed by Baltimore to the practice squad on 11/14/18... Waived by Baltimore on 8/30/19... Claimed off waivers by Jacksonville on 9/1/19

PRO (GAMES PLAYED/STARTED - 31/0, 2/0)

• Fourth-year RB has served as a returner on special teams throughout his career, amassing 505 punt return yards on 61 returns and 716 kickoff return yards on 34 returns
• Career totals also include 14 receptions for 91 yards and 15 rushing yards on five attempts

2019 (w/ JAX - 6/0)

- **9/8 vs. K.C.:** Returned two kickoffs for 38 yards (19.0 avg.) with a long of 21
- **9/15 at HOU:** Returned one kickoff for 20 yards and two punts for 6 yards
- **9/19 vs. TEN:** Saw action on offense and on special teams
- **9/29 at DEN:** Saw action on special teams
- **10/6 at CAR:** Inactive
- **10/13 vs. N.O.:** Inactive
- **10/20 at CIN:** Saw action on offense and on special teams
- **10/27 vs. NYJ:** Saw action on special teams, returning three punts for 3 yards and two kickoffs for 49 yards (24.5 avg.)
- **11/3 vs. HOU:** Inactive
- **11/17 at IND:** Inactive

2018 (w/ BAL - ps)

Spent the second half of the season on Baltimore's practice squad after signing with the Ravens on 11/14

2018 (w/ HOU - 9/0)

Saw action in nine games primarily on special teams, returning 10 kickoffs for 253 yards (25.3 avg.) and 21 punts for 175 yards (8.3 avg.)

- **9/9 vs. N.E.:** Set team records for most kickoff return yards (156) and highest kickoff return avg. (31.2) in a season opener among players with multiple returns
- **9/23 vs. NYG:** Recorded 45 yards on three punt returns (15.0 avg.) and returned two kickoffs for 41 yards (20.5 avg.)

2017 (w/ HOU - 4/0)

Compiled 12 rushing yards on four carries and caught eight passes for 38 yards before being placed on IR (knee) on 10/4

2016 (w/ HOU - 12/0, 2/0)

Appeared in 12 games during in his rookie campaign, finishing eighth in the NFL and third in the AFC in punt return average (9.7), posting 27 punt returns for 261 yards

- **11/13 vs. JAX:** Logged a career-long 57-yard punt return to the Jaguars 7-yard line in the third quarter
- **9/11 vs. CHI:** Made his NFL debut as the primary punt and kick returner in the season opener

COLLEGE (AT SAN JOSE STATE, 2011-15)

• Graduated as San Jose State's career record-holder for all-purpose yardage (6,146), kickoff return yardage (2,374), kickoff returns (101), kickoff returns for a TD (3), combined punt/kickoffs returned for TDs (5), TDs of 80-plus yards (6) and TDs of 70-plus yards (8)
• Played running back, slot receiver, return specialist and cornerback for the Spartans

PERSONAL

• Attended Colton (Calif.) High School where he rushed for 2,848 yards and scored 26 TDs in two seasons
• Was a two-time first-team All-Purpose team selection, also earning All-C.I.F. (California Interscholastic Federation) honors at the running back position

REGULAR SEASON STATISTICS


YEAR	TEAM	GP/GS	NO	RUSHING				LG	TD	RECEIVING			
				YDS	AVG					NO	YDS	AVG	LG
2016	HOU	12/0	1	3	3.0			3	0	3	18	6.0	9
2017	HOU	4/0	4	12	3.0			6	0	8	38	4.8	7
2018	HOU/BAL	9/0	0	80	0.0			0	0	3	35	11.7	19
2019	JAX	6/0	0	0	0.0			0	0	0	0	0.0	0
NFL totals: 4 yrs.			31/0	5	113	3.0		6	0	14	91	6.5	19

2019 GAME-BY-GAME STATISTICS

DATE	OPP	NO	YDS	AVG	LG	TD	NO	YDS	AVG	LG	TD
09/08	vs. Kansas City	0	0	0.0	0	0	0	0	0.0	0	0
09/15	at Houston	0	0	0.0	0	0	0	0	0.0	0	0
09/19	vs. Tennessee	0	0	0.0	0	0	0	0	0.0	0	0
09/29	at Denver	0	0	0.0	0	0	0	0	0.0	0	0
10/06	at Carolina					Inactive					
10/13	vs. New Orleans					Inactive					
10/20	at Cincinnati	0	0	0.0	0	0	0	0	0.0	0	0
10/27	vs. N.Y. Jets	0	0	0.0	0	0	0	0	0.0	0	0
11/03	vs. Houston					Inactive					
BYE WEEK											
11/17	at Indianapolis					Inactive					
11/24	at Tennessee										
12/01	vs. Tampa Bay										
12/08	vs. L.A. Chargers										
12/15	at Oakland										
12/22	at Atlanta										
12/29	vs. Indianapolis										
2019 totals:		0	0	0.0	0	0	0	0	0.0	0	0

DATE	GAME	NO.	YDS	AVG.	LG	TD
09/08	vs. Kansas City	2	38	19.0	21	0
09/15	at Houston	1	20	20.0	20	0
09/19	vs. Tennessee	0	0	0.0	0	0
09/29	at Denver	0	0	0.0	0	0
10/06	at Carolina					Inactive
10/13	vs. New Orleans					Inactive
10/20	at Cincinnati	0	0	0.0	0	0
10/27	vs. N.Y. Jets	2	49	24.5	25	0
11/03	vs. Houston					Inactive
BYE WEEK						
11/17	at Indianapolis					Inactive
11/24	at Tennessee					
12/01	vs. Tampa Bay					
12/03	vs. Indianapolis					
12/08	vs. L.A. Chargers					
12/15	at Oakland					
12/22	at Atlanta					
12/29	vs. Indianapolis					
2019 totals:		5	107	21.4	25	0

DATE	GAME	NO.	YDS	AVG.	LG	TD
09/08	vs. Kansas City	0	0	0.0	0	0
09/15	at Houston	2	6	3.0	0	0
09/19	vs. Tennessee	0	0	0.0	0	0
09/29	at Denver	0	0	0.0	0	0
10/06	at Carolina					Inactive
10/13	vs. New Orleans					Inactive
10/20	at Cincinnati	0	0	0.0	0	0
10/27	vs. N.Y. Jets	3	3	1.0	2	0
11/03	vs. Houston					Inactive
BYE WEEK						
11/17	at Indianapolis					Inactive
11/24	at Tennessee					
12/01	vs. Tampa Bay					
12/03	vs. Indianapolis					
12/08	vs. L.A. Chargers					
12/15	at Oakland					
12/22	at Atlanta					
12/29	vs. Indianapolis					
2019 totals:		2	6	3.0	0	0



LEONARD FOURNETTE

RUNNING BACK
6-0 | 228 LBS | 1-18-1995
LOUISIANA STATE
NEW ORLEANS, LOUISIANA
ACQ: FIRST ROUND OF 2017 DRAFT (4TH)
EXP: 3RD YEAR



TRANSACTIONS

Drafted by Jacksonville in the first round (fourth overall) in the 2017 draft

PRO (GAMES PLAYED/STARTED - 31/31, 3/3)

- Career totals include 583 carries for 2,333 yards (4.0 rush avg.), 15 TDs and 105 receptions for 816 yards (7.8 rec. avg.) and two TDs
- Has posted eight career games with 100-plus rushing yards, the second-most in Jaguars history through 31 career games (RB **Fred Taylor** - nine)
- His 2,333 career rushing yards are the most through 31 career games in franchise history
- Has posted 14 career games with at least 100 scrimmage yards, the most through 31 career games in franchise history

2019 (w/ JAX - 10/10)

Ranks fourth the AFC and sixth in the NFL in rushing with 854 rushing yards on 174 carries (4.8 rushing avg.) through Week 11

- **9/8 vs. K.C.:** Started at RB, carrying the ball 13 times for a team-leading 66 yards (5.1 avg.) with a long of 14 while recording four receptions for 28 yards
- **9/15 at HOU:** Started at RB, rushing for 47 yards on 15 attempts (3.1 avg.) and hauling in four passes for 40 yards (10.0 avg.)
- **9/19 vs. TEN:** Started at RB, carrying the ball 15 times for 66 yards (4.4 avg.) with a long rush of 69 yards, the third-longest this season, while recording a team-high six receptions for 26 yards (4.3 avg.)
- **9/29 at DEN:** Started at RB, finishing the game with a career-high 225 rushing yards on 29 attempts (7.8 avg.), while also grabbing two receptions for 20 yards ... His 225 rushing yards were the second-most in franchise history (**Fred Taylor**, 234 on Nov. 19, 2000 at PIT) ... His 245 scrimmage yards were the third-most in a single game in franchise history ... Through Week 4, he was the only player to rush for at least 200 yards in a game this season
- **10/6 at CAR:** Rushed 23 times for 108 yards (4.7 avg.) and one TD, also caught four passes for 29 yards ... Posted consecutive games with 100-plus rushing yards for the first time since his rookie season in 2017
- **10/13 vs. N.O.:** Started at RB and rushed for 72 yards on 20 attempts (3.6 avg.) and caught a team-high six passes for 46 yards (7.7 avg.)
- **10/20 at CIN:** Started at RB, rushing 29 times for 131 yards (4.5 rush avg.) and hauling in two receptions for 14 yards (7.0 avg.)
- **10/27 vs. NYJ:** Started at RB, running the ball 19 times for 76 yards (4.0 rush avg.) while amassing a career-high seven receptions for 60 yards (8.6 rec. avg.) ... Became the first player in franchise history to post at least 85 scrimmage yards in each of the first eight games of the season
- **11/3 vs. HOU:** Started at RB, rushing for 40 yards on 11 attempts (3.6 rush avg.) while hauling in five receptions for 32 yards (6.4 rec. avg.)
- **11/17 at IND:** Started at RB, gaining 23 yards on eight rushing attempts (2.9 rush avg.) and recording seven receptions for 34 yards (4.9 rec. avg.)

2018 (w/ JAX - 8/8)

Selected as an offensive captain by his teammates for the 2018 season ... Appeared in eight games and rushed 133 times for 439 yards and five TDs ... Caught 22 passes for 185 yards and one TD

- **9/9 at NYG:** Started at RB and rushed for 41 yards on nine carries and added three receptions for 14 yards ... Left the game in the second quarter with a hamstring injury and did not return
- **11/11 at IND:** Started at RB and rushed for 53 yards and one TD on 24 carries and tied for the team lead in receptions with five for 56 yards and one TD ... Totaled 109 scrimmage yards and two TDs on 29 touches in his return from injury
- **11/18 vs. PIT:** Started at RB and rushed for 95 yards and one TD on 28 carries and caught two passes for a team-high 46 yards, totaling 141 scrimmage yards
- **11/25 at BUF:** Started at RB and rushed for 95 yards and two TDs on 18 carries and caught three passes for 13 yards, totaling 108 scrimmage yards before being disqualified in the third quarter ... Posted 10 games with at least 100 scrimmage yards, which are the most through 18 career games in franchise history
- **12/23 at MIA:** Started at RB and rushed for 43 yards and one TD on 18 carries and caught three passes for 28 yards

2017 (w/ JAX - 14/14, 3/3)

First player in franchise history to score a scrimmage TD in each of his first six career games ... Joined New England's RB **Robert Edwards** (1998) as the only rookies in NFL history to score a TD in each of their team's first six games of the season ... Joined **Fred Taylor** (1,223) as the only rookies to record 1,000 yards rushing in franchise history ... His 1,040 rushing yards were second-most by a

rookie in franchise history, and his 268 rushing attempts were a franchise record ... His seven games with 100-plus scrimmage yards are tied for the most in a season by a Jaguars rookie (RB **Fred Taylor** - seven in 1998) ... His nine rushing TDs were the third most in a season by a Jaguars rookie (RB **Fred Taylor** - 14 in 1998 and RB **Maurice Jones-Drew** - 12 in 2006) ... Rushed for four TDs in the postseason, the most in franchise history

- **9/10 at HOU:** Started at RB and made his NFL debut ... Rushed 26 times for 100 yards and one TD and tied for the team lead with three receptions for 24 yards ... Became the first player in Jaguars history to rush for at least 100 yards in his debut ... Became the eighth player in NFL history to register at least 100 rushing yards, one-plus rushing TD and three-plus receptions in their NFL debut
- **9/17 vs. TEN:** Rushed 14 times for 40 yards and one TD, while adding two receptions for 21 yards
- **10/1 at NYJ:** Totaled 145 yards from scrimmage with a team-high 86 yards rushing on 24 carries and led the team with 59 yards receiving on four receptions, including his first career TD reception
- **10/8 at PIT:** Rushed 28 times for 181 yards and two TDs, including a long TD run of 90 yards, which is the longest regular-season rush in franchise history
- **10/15 vs. LAR:** Rushed 21 times for 130 yards with one TD, including a long TD run of 75 yards ... Also recorded two receptions for eight yards
- **11/19 at CLE:** Rushed 28 times for 111 yards and caught two receptions for 7 yards ... Joins RB **Fred Taylor** as the only rookies in franchise history to rush for at least 100 yards in four or more games during their rookie season
- **12/10 vs. SEA:** Rushed 24 times for 101 yards, one TD and caught four passes for 18 yards
- **12/24 at S.F.:** Rushed 18 times for 48 yards with one TD and caught three passes for 22 yards
- **1/14 at PIT:** Rushed 25 times for 109 yards and three TDs and recorded two receptions for 10 yards ... Became the third rookie in the Super Bowl era to have a 100-yard rushing game against the same team in both the regular season and postseason ... Became the third rookie in NFL history to post three rushing TDs in a single postseason game and set the franchise record for the most TDs in a single postseason game ... Became just the fifth rookie in the last 10 seasons to rush for at least 100 yards (109) in a postseason game and the first rookie to do so in Jaguars history

COLLEGE (AT LSU, 2014-16)

- Set or tied 23 school records during his career (eight single-season, five single-game, seven bowl and three career)
- Finished career ranked fourth in LSU history with 3,830 rushing yards in only 32 games
- Ranks second in school history in all-purpose yards per game (155.7), third in overall TDs (42), fourth in rushing TDs (40) and all-purpose yards (4,981) and seventh in scoring (252)
- Holds LSU career records for yards per play (6.2), rushing yards per game (119.7), 200-yard rushing games (five) and consecutive 100-yard rushing games (nine)
- Fastest player in LSU history to reach 2,000 and 3,000 yards
- Only player in school history to rush for 1,000 yards in each of his first two seasons

PERSONAL

- Brother, Lanard, is a member of the LSU football team
- Has a daughter, Lyric, and one son, Leonard IV
- A four-year starting running back at St. Augustine (La.) High School
- Listed as the No. 1 overall prospect by ESPN.com and Scout.com
- Selected to the Parade All-America first team
- Awarded the 2013 and 2014 Louisiana Gatorade Player of the Year awards, the first player in the state to win it twice
- Finished his high school career with 7,619 rushing yards and 88 rushing TDs

REGULAR SEASON STATISTICS

YEAR	TEAM	GP/GS	RUSHING					RECEIVING					
			NO	YDS	AVG	LG	TD	NO	YDS	AVG	LG	TD	
2017	JAX	13/13	268	1,040	3.9	90t	9	36	302	8.4	28	1	
2018	JAX	8/8	133	439	3.3	25	5	22	185	8.4	31	1	
2019	JAX	10/10	182	854	4.7	81	1	47	329	7.0	26	0	
Career totals:			31/31	583	2,333	4.0	90t	15	105	816	7.8	31	2

#27 LEONARD FOURNETTE



Single Game Career Highs

Rushing attempts:
29 (9/29/19 at DEN)

Rushing yards:
225 (9/29/19 at DEN)

Longest rush:
90t (10/8/17 at PIT)

Rushing touchdowns:
2 (two times, last: 11/25/18 at BUF)

Receptions:
7 (two times, last: 11/17/19 at IND)

Receiving yards:
67 (12/31/17 at TEN)

POSTSEASON STATISTICS


YEAR	TEAM	GP/GS	RUSHING						RECEIVING					
			NO	YDS	AVG	LG	TD		NO	YDS	AVG	LG	TD	
2017	JAX	3/3	70	242	3.5	18t	4		7	44	6.3	12	0	
Career totals:			3/3	70	242	3.5	18t	4	7	44	6.3	12	0	

2019 GAME-BY-GAME STATISTICS

DATE	OPP	NO	RUSHING					NO	RECEIVING				
			YDS	AVG	LG	TD			YDS	AVG	LG	TD	
09/08	vs. Kansas City	13	66	5.1	14	0		4	28	4.0	12	0	
09/15	at Houston	15	47	3.1	14	0		4	40	10.0	20	0	
09/19	vs. Tennessee	15	66	4.4	69	0		6	26	4.3	9	0	
09/29	at Denver	29	225	7.8	81	0		2	20	10.0	10	0	
10/06	at Carolina	23	108	4.7	48	1		4	29	7.3	14	0	
10/13	vs. New Orleans	20	72	3.6	16	0		6	46	7.7	10	0	
10/20	at Cincinnati	29	131	4.5	20	0		2	14	7.0	14	0	
10/27	vs. N.Y. Jets	19	76	4.0	66	0		7	60	8.6	26	0	
11/03	vs. Houston	11	40	3.6	11	0		5	32	6.4	14	0	
BYE WEEK													
11/17	at Indianapolis	8	23	2.9	10	0		7	34	4.9	8	0	
11/24	at Tennessee												
12/01	vs. Tampa Bay												
12/08	vs. L.A. Chargers												
12/15	at Oakland												
12/22	at Atlanta												
12/29	vs. Indianapolis												
2019 totals:			182	854	4.7	81	1	47	329	7.0	26	0	



52



NAJEE GOODE

LINEBACKER
6-0 | 244 LBS | 6-4-1989
WEST VIRGINIA
CLEVELAND, OHIO
ACQ: FREE AGENT 2019
EXP: 8TH YEAR



TRANSACTIONS

Originally drafted by Tampa Bay in the fifth round (140th overall) of the 2012 NFL draft ... Waived by Tampa Bay on 9/1/13 ... Claimed off waivers by Philadelphia on 9/2/13 ... Placed on reserve/injured by Philadelphia on 9/10/14 ... Waived by Philadelphia on 9/5/15 ... Signed by Philadelphia on 9/22/15 ... Released by Philadelphia on 9/3/16 ... Signed by Philadelphia on 9/10/16 ... Signed a contract extension with Philadelphia on 3/9/17 ... Signed by Indianapolis as an unrestricted free agent on 4/5/18 ... Signed by Jacksonville as an unrestricted free agent on 5/1/19

PRO (GAMES PLAYED/STARTED - 89/8, 6/1)

- Has totaled 64 tackles (49 solo), seven passes defended, 2.0 sacks, one fumble recovery and one INT in his 89-game career, as well as 31 special teams tackles
- Super Bowl LII Champion with the Eagles

2019 (w/ JAX - 9/4)

- 9/8 vs. K.C.:** Saw time at MLB after LB **Myles Jack** left the game, contributing three tackles
- 9/15 at HOU:** Saw action on special teams
- 9/19 vs. TEN:** Saw action at MLB after LB **Myles Jack** left the game, compiling three tackles (two solo) and one pass defended
- 9/29 at DEN:** Saw action on special teams, collecting one tackle
- 10/6 at CAR:** Saw action at MLB and posted two solo tackles
- 10/13 vs. N.O.:** Made his first career start for Jacksonville at WLB and tied his career-high with six tackles (four solo), including 1.0 sack, and added one pass defended
- 10/20 at CIN:** Started at WLB and exited the game early due to injury
- 10/27 vs. NYJ:** Was inactive due to a toe injury
- 11/3 vs. HOU:** Started at WLB and compiled five tackles (four solo)
- 11/17 at IND:** Started at WLB and tallied five solo tackles

2018 (w/ IND - 16/0, 2/0)

Appeared in all 16 games for the third consecutive season

- 10/4 at N.E.:** Registered the first INT of his career and also posted a season-high six tackles

2017 (w/ PHI - 16/3, 3/1)

Super Bowl LII Champion ... Appeared in all 16 games for the second consecutive season ... Posted three special teams tackles during postseason run

- 12/31 vs. DAL:** Registered a season-high five tackles in the regular season finale
- 2/4 vs. N.E.:** Posted two special teams tackles in Super Bowl LII victory

2016 (w/ PHI - 16/0)

Appeared in all 16 games for the first time in his career ... Totaled nine special teams tackles

2015 (w/ PHI - 14/0)

Appeared in 14 games and totaled four special teams tackles

2014 (w/ PHI - 1/0)

Appeared in one game before being placed on the reserve/injured list on 9/10/14

2013 (w/ PHI - 14/1, 1/0)

Appeared in all 14 games and made his first career start on 11/17 vs. WAS

2012 (w/ T.B. - 3/0)

Saw action in three games during his rookie season

COLLEGE (AT WEST VIRGINIA, 2008-11)

- Appeared in 52 games at West Virginia and totaled 157 tackles (80 solo), 8.0 sacks, two INTs and two forced fumbles
- Posted a career-high 87 tackles (43 solo) after moving to MLB during the spring of 2011

PERSONAL

- Attended Benedectine (Ohio) High School and starred at QB and LB
- Named the MVP of the Cuyahoga County East-West High School All-Star

Charity Game

- Son of John and **Fatimah Goode**
- Father, John, played for the St. Louis Cardinals and the Philadelphia Eagles in the NFL
- Majored in industrial engineering

REGULAR SEASON STATISTICS

YEAR	TEAM	GP/GS	TKL	SOLO	ASST	SACKS	FF	FR	PD	TFL	INT
2012	T.B.	3/0	0	0	0	0.0	0	0	0	0	0
2013	PHI	14/1	13	9	4	1.0	0	1	4	1	0
2014	PHI	1/0	0	0	0	0.0	0	0	0	0	0
2015	PHI	14/0	6	5	1	0.0	0	0	0	0	0
2016	PHI	16/0	0	0	0	0.0	0	0	0	0	0
2017	PHI	16/3	15	12	3	0.0	0	0	0	3	0
2018	IND	16/0	6	2	4	0.0	0	0	1	0	1
2019	JAX	9/4	24	20	4	1.0	0	0	2	1	0
NFL totals: 8 yrs.		89/8	64	49	16	2.0	0	1	7	5	1

Additional statistics: Special teams tackles (31); six in 2013, four in 2015, nine in 2016, six in 2017, five in 2018, one in 2019

Single Game Career Highs

Tackles:

6 (two times; last: 10/13/19 vs. N.O.)

Special Teams Tackles:

3 (12/6/15 at N.E.)

Fumble recoveries:

1 (10/27/13 vs. NYG)

Sacks

1.0 (two times; last: 10/13/19 vs. N.O.)

POSTSEASON CAREER STATISTICS

YEAR	TEAM	GP/GS	TKL	SOLO	ASST	SACKS	FF	FR	PD	TFL	INT
2013	PHI	1/0	0	0	0	0.0	0	0	0	0	0
2017	PHI	3/1	2	1	1	0.0	0	0	0	0	0
2018	IND	2/0	0	0	0	0.0	0	0	0	0	0
NFL totals: 8 yrs.		6/1	2	1	1	0.0	0	0	0	0	0

2019 GAME-BY-GAME STATISTICS

DATE	OPP	TKL	SOLO	ASST	SACKS	FF	FR	PD	TFL
09/08	vs. Kansas City	3	3	0	0.0	0	0	0	0
09/15	at Houston	0	0	0	0.0	0	0	0	0
09/19	vs. Tennessee	3	2	1	0.0	0	0	1	0
09/29	at Denver	0	0	0	0.0	0	0	0	0
10/06	at Carolina	2	2	0	0.0	0	0	0	0
10/13	vs. New Orleans	6	4	2	1.0	0	0	1	1
10/20	at Cincinnati	0	0	0	0.0	0	0	0	0
10/27	vs. N.Y. Jets	Inactive (toe)							
11/03	vs. Houston	5	4	1	0.0	0	0	0	0
BYE WEEK									
11/17	at Indianapolis	5	5	0	0.0	0	0	0	0
11/24	at Tennessee								
12/01	vs. Tampa Bay								
12/08	vs. L.A. Chargers								
12/15	at Oakland								
12/22	at Atlanta								
12/29	vs. Indianapolis								
2019 totals:		24	20	4	1.0	0	0	2	1

Additional statistics: One special teams tackle

36



RONNIE HARRISON

SAFETY

6-3 | 207 LBS | 4-18-1997

ALABAMA

TALLAHASSEE, FLORIDA

ACQ: THIRD ROUND OF 2018 DRAFT (93RD)

EXP: 2ND YEAR



TRANSACTIONS

Originally drafted by Jacksonville in the third round (93rd overall) of the 2018 NFL Draft ... Placed on injured/reserve on 12/18/18

PRO (GAMES PLAYED/STARTED - 24/18)

Second-year safety who has totaled 85 career tackles (55 solo), nine passes defended, 3.0 sacks, two INTs and one fumble recovery

2019 (w/ JAX - 10/10)

Ranks second on the team with 53 tackles (31 solo) ... Is one of seven players in the NFL with at least two INTs and 2.0 sacks

- **9/8 vs. K.C.:** Started at SS, posting five defensive tackles, including one TFL, and added one special teams tackle
- **9/15 at HOU:** Started at SS, recording eight tackles (four solo) and 1.0 sack
- **9/19 vs. TEN:** Started at SS and led the team with a career-high 10 tackles (four solo) and one pass defended
- **9/29 at DEN:** Started at SS, amassing five tackles (three solo), one pass defended and one INT which he returned 31 yards
- **10/6 at CAR:** Started at SS and posted six tackles (four solo)
- **10/13 vs. N.O.:** Started at SS, collecting four tackles (two solo)
- **10/20 at CIN:** Started at SS, registering three tackles (two solo), a career-best two passes defended, 1.0 sack and one fumble recovery
- **10/27 vs. NYJ:** Started at SS, amassing five tackles (two solo) and 1.0 sack
- **11/3 vs. HOU:** Started at SS, collecting a solo tackle and one pass defended
- **11/17 at IND:** Started at SS, tallying six tackles (four solo)

2018 (w/ JAX - 14/8)

One of 10 rookies in the NFL to post at least 1.0 sack and one INT

- **12/2 vs. IND:** Made his first career start at SS and recorded three tackles (two solo), including his first career sack of Colts QB **Andrew Luck**
- **12/6 at TEN:** Started at SS and recorded five tackles and his first career INT on Tennessee's second possession

COLLEGE (AT ALABAMA, 2015-17)

- Career totals include 177 tackles (110 solo), 24 passes defended, seven INTs, seven tackles for a loss, 3.5 sacks, one forced fumble and two fumble recoveries
- Member of two National Championship teams (2016 & 2018)
- First-Team All-SEC honoree by the Associated Press and was named Second-Team All-SEC by the SEC coaches in 2017 after tying for the team lead with 74 tackles (43 solo), seven passes defended, 4.5 TFL and also registered three INTs and 2.5 sacks

PERSONAL

- Attended Florida State (Tallahassee, Fla.) University School
- Totaled 39 tackles with five pass breakups and two fumble recoveries on defense as a senior in 2014 and also threw for 2,076 yards with 13 touchdowns, while rushing for 1,015 yards and 16 scores
- Grew up idolizing **Sean Taylor**, who is the inspiration for his jersey number
- Served as a baby-sitter in high school for his coach, **Jarrod Hickman**



REGULAR SEASON STATISTICS

YEAR	TEAM	GP/GS	TKL	SOLO	ASST	SACKS	FF	FR	PD	INT
2018	JAX	14/8	32	24	8	1.0	0	0	3	1
2019	JAX	10/10	53	31	22	2.0	0	1	5	2
NFL totals: 2 yrs.		24/18	85	55	30	3.0	0	1	8	3

Additional statistics: Special teams tackles: One in 2019

Single Game Career Highs

Tackles:

8 (9/15/19 at HOU)

Passes Defended:

2 (10/20/19 at CIN)

Interceptions:


1 (three times; last: 10/20/19 at CIN)


Sacks:

1 (three times; last: 10/27/19 vs. NYJ)

2019 GAME-BY-GAME STATISTICS

DATE	OPP	TKL	SOLO	ASST	SACKS	FF	FR	PD	INT
09/08	vs. Kansas City	5	5	0	0.0	0	0	0	0
09/15	at Houston	8	4	4	1.0	0	0	0	0
09/19	vs. Tennessee	10	4	6	0.0	0	0	1	0
09/29	at Denver	5	3	2	0.0	0	0	1	1
10/06	at Carolina	6	4	2	0.0	0	0	0	0
10/13	vs. New Orleans	4	2	2	0.0	0	0	0	0
10/20	at Cincinnati	3	2	1	0.0	0	1	2	1
10/27	vs. N.Y. Jets	5	2	3	1.0	0	0	0	0
11/03	vs. Houston	1	1	0	0.0	0	0	1	0
BYE WEEK									
11/17	at Indianapolis	6	4	2	0.0	0	0	0	0
11/24	at Tennessee								
12/01	vs. Tampa Bay								
12/08	vs. L.A. Chargers								
12/15	at Oakland								
12/22	at Atlanta								
12/29	vs. Indianapolis								
2019 totals:		53	31	22	2.0	0	1	5	2





D.J. HAYDEN

CORNERBACK
5-11 | 190 LBS | 6-27-1990
HOUSTON
HOUSTON, TEXAS
ACQ: UNRESTRICTED FREE AGENT 2018
EXP: 7TH YEAR



TRANSACTIONS

Originally drafted by Oakland in the first round (12th overall) of the 2013 NFL Draft ... Signed by Detroit on 3/11/17 ... Signed as an unrestricted free agent by Jacksonville on 3/14/18

PRO (GAMES PLAYED/STARTED - 80/38)

Career totals include 297 tackles (259 solo), 43 passes defended, 12 TFL, 4.5 sacks, four INTs, four forced fumbles and two fumble recoveries

2019 (w/ JAX - 9/6)

- **9/8 vs. K.C.:** Started at CB, posting four tackles
- **9/15 at HOU:** Started at CB, compiling three tackles (two solo), 1.0 sack and one pass defended
- **9/19 vs. TEN:** Started at nickel CB, collecting four solo tackles
- **9/29 at DEN:** Saw action at nickel CB, making one tackle and one pass defended
- **10/6 at CAR:** Saw action at nickel CB, posting two tackles (one solo) and two passes defended
- **10/13 vs. N.O.:** Started at nickel CB, notching a season-high six tackles (four solo), including two TFLs
- **10/20 at CIN:** Saw action at nickel CB, collecting three solo tackles and forcing one fumble
- **10/27 vs. NYJ:** Started at nickel CB and posted three tackles (two solo before exiting the game with a shoulder injury)
- **11/3 vs. HOU:** Inactive due to a neck/shoulder injury
- **11/17 at IND:** Started at CB, compiling six solo tackles and 1.0 sack, becoming the first Jaguars CB since **Aaron Colvin** (4.0, 2015) to post 2.0-plus sacks in a season

2018 (w/ JAX - 10/6)

Recorded 45 tackles in 10 games and was part of a secondary that ranked second overall in passing defense in the NFL

- **9/9 at NYG:** Recorded four tackles (three solo) and the game-clinching pass defended on fourth down on the Giants' final offensive possession
- **9/16 vs. N.E.:** Recorded four tackles, including a tackle for a loss and 1.0 sack
- **12/2 vs. IND:** Recorded four tackles and two passes defended, including one INT on the Colts' opening offensive possession, his first INT since Week 7 in 2015 at San Diego

2017 (w/ DET - 16/1)

Appeared in 16 games with one start totaling 42 tackles (35 solo), nine passes defended, one tackle for a loss and half sack

2016 (w/ OAK - 11/2)

Saw action in 11 games with two starts and recorded 37 tackles (32 solo), six passes defended, two TFL, and one forced fumble ... Spent the final five weeks of the season on injured/reserve

- **10/2 at BAL:** Recorded six tackles (four solo) and one pass defended
- **10/30 at T.B.:** Totaled four solo tackles and two passes defended

2015 (w/ OAK - 16/13)

Played in all 16 games, starting 13 and recorded a career-high 70 tackles (64 solo), seven passes defended, 1.0 sack, one INT, and one forced fumble

- **9/20 vs. BAL:** Recorded six tackles (four solo) and two passes defended
- **10/25 at S.D.:** Tallied ten solo tackles, one INT, one pass defended and one forced fumble
- **11/8 at PIT:** Recorded a career-high 13 tackles (11 solo)

2014 (w/ OAK - 10/8)

Began the season on the physically unable to perform list (foot), but returned in Week 8 and appeared in 10 games with eight starts totaling 45 tackles (37 solo), 16 passes defended and one INT ... Had five games with two-plus passes defended

- **11/2 at SEA:** Recorded six tackles (three solo) and a career-high four passes defended
- **11/9 vs. DEN:** Recorded two solo tackles, one INT and two passes defended
- **12/28 at DEN:** Registered six tackles (five solo) and three passes defended

2013 (w/ OAK - 8/2)

Saw action in Weeks 1-9, before missing two games with a groin injury and eventually spending the last six weeks of the season on injured/reserve ... In

eight games with two starts, totaled 29 tackles (23 solo), two passes defended, one INT and one forced fumble

- **9/15 vs. JAX:** Recorded six tackles (five solo) and one pass defended

COLLEGE (AT HOUSTON, 2011-12; NAVARRO COLLEGE, 2009-10)

- Played two seasons at the University of Houston after spending time at Navarro Junior College (Corsicana, Texas)
- Played in 22 games with 21 starts at Houston and recorded 127 tackles (90 solo), six INTs, one sack, 11 tackles for loss, six forced fumbles, three fumble recoveries and 19 passes defended
- Earned First Team All-Conference USA in 2012
- Earned Second Team All-Conference USA in 2011 and also was named Conference USA Defensive Newcomer of the Year

PERSONAL

- Attended Fort Bend Elkins (Missouri City, Texas) High School

REGULAR SEASON STATISTICS

YEAR	TEAM	GP/GS	TKL	SOLO	ASST	SACKS	FF	FR	PD	INT
2013	OAK	8/2	24	22	2	0.0	1	0	2	1
2014	OAK	10/8	47	42	5	0.0	0	0	10	1
2015	OAK	16/13	70	64	6	1.0	1	0	8	1
2016	OAK	11/2	37	32	5	0.0	1	0	6	0
2017	DET	16/1	42	35	7	0.5	0	2	9	0
2018	JAX	10/6	45	38	7	1.0	0	0	4	1
2019	JAX	9/6	32	26	6	2.0	1	0	4	0
NFL totals: 7 yrs.		80/38	297	259	38	4.5	4	2	43	4

Single Game Career Highs

Tackles:

13 (11/8/15 at PIT)

Passes Defended:

4 (11/2/14 at SEA)

Interceptions:

1 (four times, last: 12/2/18 vs. IND)

Fumble recoveries:

1 (two times, last: 12/10/17 vs. T.B.)

Forced Fumbles:

1 (four times, last: 10/20/19 at CIN)


Sacks:

1.0 (four times, last: 11/17/19 at IND)

2019 GAME-BY-GAME STATISTICS

DATE	OPP	TKL	SOLO	ASST	SACKS	FF	FR	PD	INT
09/08	vs. Kansas City	4	4	0	0.0	0	0	0	0
09/15	at Houston	3	2	1	1.0	0	0	1	0
09/19	vs. Tennessee	4	4	0	0.0	0	0	0	0
09/29	at Denver	1	0	1	0.0	0	0	1	0
10/06	at Carolina	2	1	1	0.0	0	0	2	0
10/13	vs. New Orleans	6	4	2	0.0	0	0	0	0
10/20	at Cincinnati	3	3	0	0.0	1	0	0	0
10/27	vs. N.Y. Jets	3	2	1	0.0	0	0	0	0
11/03	vs. Houston	Inactive (neck/shoulder)							
BYE WEEK									
11/17	at Indianapolis	6	6	0	1.0	0	0	0	0
11/24	at Tennessee								
12/01	vs. Tampa Bay								
12/08	vs. L.A. Chargers								
12/15	at Oakland								
12/22	at Atlanta								
12/29	vs. Indianapolis								
2019 totals:		32	26	6	2.0	1	0	4	0

30



TAE HAYES

CORNERBACK
5-9 | 188 LBS | 8-19-1997
APPALACHIAN STATE
DECATUR, ALABAMA
ACQ: PRACTICE SQUAD 2019
EXP: ROOKIE



TRANSACTIONS

Signed by Jacksonville as an undrafted rookie on 5/10/19 ... Released by Jacksonville on 8/31/19 ... Signed by Jacksonville to the practice squad on 9/1/19 ... Promoted to Jacksonville's 53-man roster on 10/29/19

PRO (GAMES PLAYED/STARTED - 1/0)

Rookie CB who spent Weeks 1-8 on the team's practice squad before being activated to the 53-man roster prior to Week 9

2019 (w/ JAX - 1/0)

Spent Weeks 1-8 on Jacksonville's practice squad

- **11/3 vs. HOU:** Made his NFL debut, appearing in seven snaps on special teams
- **11/17 at IND:** Inactive

COLLEGE (AT APPALACHIAN STATE, 2015-18)

- Played in 52 games (33 starts), including 26 consecutive starts to close his career, and totaled nine INTs, 33 passes defended, 135 tackles, 8.5 tackles for loss and 1.5 sacks
- Started all 13 games at CB in 2018 as a senior and recorded four INTs, 44 tackles and seven passes defended
- Started all 13 games and earned All-Sun Belt first-team honors in 2017, posting four INTs, 16 passes defended and 53 tackles
- Appeared in all 13 games in 2016 and totaled 18 tackles
- Played in 13 games as a freshman in 2015, making seven starts and totaled 20 tackles and five passes defended

PERSONAL

- Attended Decatur (Ala.) High School where he totaled 60 tackles and three INTs as a senior
- Has a twin brother, Ke'Vontae

REGULAR SEASON STATISTICS

YEAR	TEAM	GP/GS	TKL	SOLO	ASST	SACKS	FF	FR	PD	INT
2019	JAX	1/0	0	0	0	0.0	0	0	0	0
NFL totals: 1 yr.		1/0	0	0	0	0.0	0	0	0	0

2019 GAME-BY-GAME STATISTICS

DATE	OPP	TKL	SOLO	ASST	SACKS	FF	FR	PD	INT
09/08	vs. Kansas City				Practice squad				
09/15	at Houston				Practice squad				
09/19	vs. Tennessee				Practice squad				
09/29	at Denver				Practice squad				
10/06	at Carolina				Practice squad				
10/13	vs. New Orleans				Practice squad				
10/20	at Cincinnati				Practice squad				
10/27	vs. N.Y. Jets				Practice squad				
11/03	vs. Houston	0	0	0	0.0	0	0	0	0
	BYE WEEK								
11/17	at Indianapolis				Inactive				
11/24	at Tennessee								
12/01	vs. Tampa Bay								
12/08	vs. Los Angeles								
12/15	at Oakland								
12/22	at Atlanta								
12/29	vs. Indianapolis								
2019 totals:		0	0	0	0.0	0	0	0	0

37



TRE HERNDON

CORNERBACK
5-11 | 185 LBS | 3-5-1996
VANDERBILT
CHATTANOOGA, TENNESSEE
ACQ: ROOKIE FREE AGENT 2018
EXP: 2ND YEAR



TRANSACTIONS

Originally signed by Jacksonville as an undrafted rookie on 4/30/18

PRO (GAMES PLAYED/STARTED - 21/8)

Second-year CB who has totaled 50 career tackles (37 solo), seven passes defended and two INTs

2019 (w/ JAX - 10/8)

- **9/8 vs. K.C.:** Saw action at CB and on special teams
- **9/15 at HOU:** Recorded his first career start at CB, registering four tackles (three solo) and one pass defended
- **9/19 vs. TEN:** Saw action on special teams
- **9/29 at DEN:** Started at LCB for **Jalen Ramsey** (back), amassing six tackles (four solo) and one pass defended
- **10/6 at CAR:** Started at LCB for **Jalen Ramsey** (back) and posted five tackles (three solo)
- **10/13 vs. N.O.:** Started at LCB and posted a game-high and career-high nine tackles (six solo), including one TFL
- **10/20 at CIN:** Started at LCB, notching three tackles (two solo) and two passes defended
- **10/27 vs. NYJ:** Started at LCB, amassing two solo tackles and the first two INTs of his career ... Became the first Jaguars player since CB **Jalen Ramsey** on Nov. 18, 2018 against Pittsburgh to post multiple INTs in a single game
- **11/3 vs. HOU:** Started at LCB and made four solo tackles
- **11/17 at IND:** Started at LCB, compiling three solo tackles and one pass defended

2018 (w/ JAX - 11/0)

- Tallied seven tackles (six solo) in 11 appearances during the 2018 season
- **9/9 at NYG:** Saw action on special teams and recorded one special teams tackle in his NFL debut

COLLEGE (AT VANDERBILT, 2015-17)

- Played both outside cornerback and nickel back for the Commodores
- Appeared in 48 career games with 36 starts and totaled 126 tackles (93 solo), 25 passes defended, 2.5 tackles for a loss, 2.0 sacks and two INTs
- Started 29 consecutive games over his sophomore to senior season

PERSONAL

- Three-year starter at East Hamilton (Chattanooga, Tenn.) High School where he helped the Hurricanes to 10-3 record and 5A state playoffs in his senior year
- Named to Chattanooga Times-Free Press' "Best of Preps Team" and sportswriters' first-team All-State squad
- First football player from East Hamilton High School to sign a Southeastern Conference scholarship
- Son of Sabrina and **Willie Herndon Jr.**

REGULAR SEASON STATISTICS

YEAR	TEAM	GP/GS	TKL	SOLO	ASST	SACKS	FF	FR	PD	INT
2018	JAX	11/0	13	10	3	0.0	0	0	0	0
2019	JAX	10/8	37	27	10	0.0	0	0	7	2
NFL totals: 2 yrs.		21/8	50	37	13	0.0	0	0	7	2

Additional statistics: Seven special teams tackles: six in 2018, one in 2019

Single Game Career Highs

Tackles:
9 (10/13/19 vs. N.O.)


Passes Defended:
2 (two times; last: 10/27/19 vs. NYJ)

Interceptions:
2 (10/27/19 vs. NYJ)

2019 GAME-BY-GAME STATISTICS

DATE	OPP	TKL	SOLO	ASST	SACKS	FF	FR	PD	INT
09/08	vs. Kansas City	0	0	0	0.0	0	0	0	0
09/15	at Houston	5	3	2	0.0	0	0	1	0
09/19	vs. Tennessee	0	0	0	0.0	0	0	0	0
09/29	at Denver	6	4	2	0.0	0	0	1	0
10/06	at Carolina	5	3	2	0.0	0	0	0	0
10/13	vs. New Orleans	9	6	3	0.0	0	0	0	0
10/20	at Cincinnati	3	2	1	0.0	0	0	2	0
10/27	vs. N.Y. Jets	2	2	0	0.0	0	0	2	2
11/03	vs. Houston	4	4	0	0.0	0	0	0	0
BYE WEEK									
11/17	at Indianapolis	3	3	0	0.0	0	0	1	0
11/24	at Tennessee								
12/01	vs. Tampa Bay								
12/08	vs. L.A. Chargers								
12/15	at Oakland								
12/22	at Atlanta								
12/29	vs. Indianapolis								
2019 totals:		37	27	10	0.0	0	0	7	2





MYLES JACK

LINEBACKER
6-1 | 244 LBS | 9-3-1995
UCLA
SCOTTSDALE, ARIZONA
ACQ: SECOND ROUND OF 2016 DRAFT (36TH)
EXP: 4TH YEAR



TRANSACTIONS

Originally drafted by Jacksonville in the second round (36th overall) of the 2016 draft on choice obtained from Baltimore for Jaguars' second (38th overall)- and fifth (146th overall)-round choices ... Signed contract extension with Jacksonville on 9/2/19

PRO (GAMES PLAYED/STARTED - 58/52, 3/3)

- Made his NFL debut in the team's season opener in 2016
- Career totals include 280 tackles, 5.5 sacks, 10 passes defended and two INTs
- Has appeared in all 58 games since 2016

2019 (w/ JAX - 10/10)

- Currently leads the team in combined tackles with 59 (36 solo)
- **9/8 vs. K.C.:** Started at MLB, posting two solo tackles before exiting the game in the second quarter
- **9/15 at HOU:** Started at MLB, recording seven tackles (four solo) and 0.5 sacks
- **9/19 vs. TEN:** Started at MLB, collecting two tackles and one TFL, before exiting the game with an injury
- **9/29 at DEN:** Started at MLB, posting six tackles (three solo)
- **10/6 at CAR:** Started at MLB, tallying a team-leading nine tackles (three solo), two passes defended and one TFL
- **10/13 vs. N.O.:** Started at MLB and collected eight tackles (three solo)
- **10/20 at CIN:** Started at MLB, amassing five tackles (three solo), two passes defended and his second career INT
- **10/27 vs. NYJ:** Started at MLB, notching four tackles (three solo)
- **11/3 vs. HOU:** Started at MLB and tied for the team lead with seven tackles (six solo)
- **11/17 at IND:** Started at MLB and led the team with nine tackles (seven solo)

2018 (w/ JAX - 16/16)

Started all 16 games for the second consecutive season and recorded his first career 100-plus tackle season ... Played every snap on defense in 2018 (1,020 snaps) and was one of three players in the NFL to play 100 percent of his team's defensive snaps (DEN S Justin Simmons & PHI S Malcolm Jenkins)

- **9/9 at NYG:** Led the team with 10 tackles (seven solo) and added an INT, which he returned 32 yards for a TD ... Joins LB Telvin Smith Sr. and CB Aaron Beasley as the only players in team history to record a pick six and a fumble return TD in their careers
- **12/2 vs. IND:** Started at MLB and recorded 10 tackles (seven solo) and one fumble recovery, his second takeaway of the season (INT in Week 1), which led to second quarter field goal and 3-0 lead
- **12/6 at TEN:** Started at MLB and led the team with a season-high 13 tackles (eight solo), including 1.0 sack

2017 (w/ JAX - 16/16, 3/3)

Regularly started at SLB, but played all three LB positions throughout the course of the year

- **9/10 at HOU:** Started at SLB and led the team with 14 tackles (eight solo) and also had one tackle for a loss
- **1/21 at N.E.:** Started at SLB and recorded seven tackles (six solo) and one forced fumble, which he also recovered

2016 (w/ JAX - 16/10)

Played in all 16 games making 10 starts, during his rookie year ... Totaled 22 tackles (16 solo) to rank tied for 12th on the team in tackles

- **9/11 vs. G.B.:** Played in 12 snaps on special teams in NFL and team debut
- **10/2 vs. IND:** Earned his first career start and made four tackles (three solo) and one pass defended

COLLEGE (AT UCLA, 2013-15)

- Saw action on both sides of the ball in 29 career games and totaled 178 tackles (116 solo), 23 passes defended, 15 tackles for a loss and two fumble recoveries defensively, while rushing 68 times for 387 yards and 11 TDs
- Started all 13 games at LB in 2014 and was second on the team with 88 tackles, eight for loss and seven passes defended, while rushing 28 times for 113 yards and three TDs
- Second-team All-Pac 12 in 2014
- Named both Offensive and Defensive Freshman of the Year in the Pac-12 by the coaches after posting 75 tackles, 11 passes defended and two INTs, while rushing for 267 yards and seven TDs on 38 attempts

- Finalist for the Paul Hornung Award as the nation's most versatile player in 2013

PERSONAL

- A four-star recruit from Bellevue (Wash.) High School, according to both Scout.com and Rivals.com
- Ranked as the nation's No. 4 OLB and No. 1 in the west
- Also played running back in high school for an offense that averaged more than 46 points per game his senior season
- Selected to play in the U.S. Army All-American game, where he posted five tackles
- Earned letters in track (three) and basketball (one)
- Son of H. David Jack and La Sonja (Fisher) Jack
- Has one brother, Jahlen
- Twitter handle is @MylesJack

REGULAR SEASON STATISTICS

YEAR	TEAM	GP/GS	TKL	SOLO	ASST	SACKS	FF	FR	PD	TFL	INT
2016	JAX	16/10	24	18	6	0.5	0	0	2	1	0
2017	JAX	16/16	90	66	24	2.0	0	1	3	5	0
2018	JAX	16/16	107	75	32	2.5	1	1	1	1	1
2019	JAX	10/10	59	36	23	0.5	0	0	4	2	1
NFL totals: 4 yrs.		58/52	280	195	85	5.5	1	2	10	9	2

Single Game Career Highs


Tackles: 14 (9/11/17 at HOU)	Passes Defended: 2 (twice; last: 10/20/19 at CIN)
Interceptions: 1 (twice; last: 10/20/19 at CIN)	Fumble recoveries: 1 (twice; last: 12/2/18 vs. IND)

POSTSEASON STATISTICS

YEAR	TEAM	GP/GS	TKL	SOLO	ASST	SACKS	FF	FR	PD	TFL	INT
2017	JAX	3/3	19	16	3	1.0	1	1	3	2	1
NFL totals: 3 yrs.		3/3	19	16	3	1.0	1	1	3	2	1

2019 GAME-BY-GAME STATISTICS

DATE	OPP	TKL	SOLO	ASST	SACKS	FF	FR	PD	TFL
09/08	vs. Kansas City	2	2	0	0.0	0	0	0	0
09/15	at Houston	7	4	3	0.5	0	0	0	0
09/19	vs. Tennessee	2	2	0	0.0	0	0	0	1
09/29	at Denver	6	3	3	0.0	0	0	0	0
10/06	at Carolina	9	3	6	0.0	0	0	2	1
10/13	vs. New Orleans	8	3	5	0.0	0	0	0	0
10/20	at Cincinnati	5	3	2	0.0	0	0	2	0
10/27	vs. N.Y. Jets	5	4	1	0.0	0	0	0	0
11/03	vs. Houston	7	6	1	0.0	0	0	0	0
BYE WEEK									
11/17	at Indianapolis	9	7	2	0.0	0	0	0	0
11/24	at Tennessee								
12/01	vs. Tampa Bay								
12/08	vs. L.A. Chargers								
12/15	at Oakland								
12/22	at Atlanta								
12/29	vs. Indianapolis								
2019 totals:		59	36	23	0.5	0	0	4	2



LEON JACOBS

LINEBACKER
6-2 | 246 LBS | 10-3-1995
WISCONSIN
SAN PEDRO, CALIFORNIA
ACQ: SEVENTH ROUND OF 2018 DRAFT (230TH)
EXP: 2ND YEAR



TRANSACTIONS

Originally drafted by Jacksonville in the seventh round (230th overall) of the 2018 NFL Draft ... Selection obtained from Cincinnati in exchange for DE Chris Smith ... Placed on injured/reserve on 12/14/18

PRO (GAMES PLAYED/STARTED - 20/7)

Second-year LB who has appeared in 20 games with seven starts

2019 (w/ JAX - 8/4)

- **9/8 vs. K.C.:** Saw action at LB and on special teams, recording one defensive tackle and one special teams tackle
- **9/15 at HOU:** Saw action at LB, amassing a career-high five tackles (one solo) and his first career half sack
- **9/19 vs. TEN:** Saw action at LB, collecting three tackles (two solo) and 0.5 sacks
- **9/29 at DEN:** Started at SLB and assisted on one tackle
- **10/6 at CAR:** Started at SLB and recovered a fumble on special teams
- **10/13 vs. N.O.:** Saw action at SLB, collecting three solo tackles, one TFL and one pass defended
- **10/20 at CIN:** Started at SLB and made two solo tackles on special teams
- **10/27 vs. NYJ:** Was inactive due to a hamstring injury
- **11/3 vs. HOU:** Was inactive due to a hamstring injury
- **11/17 at IND:** Saw action at SLB and made one solo tackle

2018 (w/ JAX - 12/3)

Amassed 17 tackles (12 solo) during 12 games played in his rookie season

- **9/30 vs. NYJ:** Made first career start at SLB
- **12/2 vs. IND:** Started at SLB and saw action on special teams
- **12/14 at DAL:** Notched a season-best four tackles (three solo)

COLLEGE (AT WISCONSIN, 2013-17)

- Played in 59 games, the most by a player in FBS history, starting 18 games
- Career totals include 142 tackles, 15.5 tackles for a loss, 6.5 sacks and three INTs
- Part of the winningest senior class in school history
- In 2017, contributed to a unit that ranked No. 2 nationally in total defense (262.1 yards per game), No. 3 in scoring defense (13.9 points per game), No. 3 in rushing defense (98.4 ypg) and No. 1 in pass efficiency defense (96.4) while totaling 60 tackles, including 35 solo stops, 9.5 tackles for a loss and 3.5 sacks

PERSONAL

- Son of Tony and Theresa Jacobs
- Attended Golden Valley (Santa Clarita, Calif.) High School
- First-team all-conference as a senior where he rushed for 847 yards and six TDs
- Also played basketball and was a three-time second-team All-Del Rey League selection
- Volunteered as math and science tutor
- Participated in study abroad program in Rome in summer of 2016
- Born in Nigeria, Africa

REGULAR SEASON STATISTICS

YEAR	TEAM	GP/GS	TKL	SOLO	ASST	SACKS	FF	FR	PD	TFL	INT
2018	JAX	12/3	17	12	5	0.0	0	0	0	0	0
2019	JAX	8/4	13	8	5	1.0	0	0	1	1	0
NFL totals: 2 yrs.		20/7	30	20	10	1.0	0	0	1	1	0

Additional statistics: Three special teams tackles in 2019

Single Game Career Highs

Tackles:

5 (9/15/19 at HOU)

Sacks:

0.5 (two times; last: 9/19/19 vs. TEN)

2019 GAME-BY-GAME STATISTICS

DATE	OPP	TKL	SOLO	ASST	SACKS	FF	FR	PD	TFL
09/08	vs. Kansas City	1	1	0	0.0	0	0	0	0
09/15	at Houston	4	1	3	0.5	0	0	0	0
09/19	vs. Tennessee	3	2	1	0.5	0	0	0	0
09/29	at Denver	1	0	1	0.0	0	0	0	0
10/06	at Carolina	0	0	0	0.0	0	0	0	0
10/13	vs. New Orleans	3	3	0	0.0	0	0	1	1
10/20	at Cincinnati	0	0	0	0.0	0	0	0	0
10/27	vs. N.Y. Jets	Inactive (Hamstring)							
11/03	vs. Houston	Inactive (Hamstring)							
BYE WEEK									
11/17	at Indianapolis	1	1	0	0.0	0	0	0	0
11/24	at Tennessee								
12/01	vs. Tampa Bay								
12/08	vs. L.A. Chargers								
12/15	at Oakland								
12/22	at Atlanta								
12/29	vs. Indianapolis								
2019 totals:		13	8	5	1.0	0	0	1	1



95



ABRY JONES

DEFENSIVE TACKLE
6-4 | 318 LBS | 9-8-1991
GEORGIA
WARNER ROBINS, GEORGIA
ACQ: ROOKIE FREE AGENT 2013
EXP: 7TH YEAR



TRANSACTIONS

Originally signed by Jacksonville as an undrafted rookie on 4/27/13 ... Re-signed with Jacksonville on 2/15/17

PRO (GAMES PLAYED/STARTED - 94/41, 3/2)

- Earned roster spot as an undrafted rookie in 2013
- Signed a four-year contract extension in 2017

2019 (w/ JAX - 10/9)

- **9/8 vs. K.C.:** Started at DT, posting two tackles (one solo)
- **9/15 at HOU:** Started at NT
- **9/19 vs. TEN:** Saw action at DT and made three tackles (one solo)
- **9/29 at DEN:** Started at NT
- **10/6 at CAR:** Started at NT and assisted on two tackles
- **10/13 vs. N.O.:** Started at NT and notched three tackles (two solo)
- **10/20 at CIN:** Started at NT, collecting two tackles including 1.0 sack
- **10/27 vs. NYJ:** Started at NT, assisting on four tackles and a half sack
- **11/3 vs. HOU:** Started at NT, posting five tackles (four solo)
- **11/17 at IND:** Started at NT

2018 (w/ JAX - 15/6)

- Appeared in 15 games and recorded 29 tackles (21 solo), including 1.0 sack
- **9/9 at NYG:** Recorded two tackles (one solo), including one tackle for a loss and added two passes defended, one of which led to **Myles Jack's** INT-TD
 - **10/28 vs. PHI:** Recorded three tackles (two solo), including one tackle for loss
 - **11/11 at IND:** Recorded two tackles, including one for loss
 - **11/25 at BUF:** Started at NT and recorded four tackles (three solo)
 - **12/16 vs. WAS:** Started at NT and recorded five tackles (four solo), including 1.0 sack and a tackle for loss
 - **12/23 at MIA:** Started at NT and recorded three tackles (two solo)
 - **12/30 at HOU:** Started at NT and recorded five tackles (two solo)

2017 (w/ JAX - 15/15, 3/2)

- Started all 15 games in which he appeared in and totaled 31 tackles (24 solo), including 1.0 sack and added six passes defended
- **9/10 at HOU:** Started at NT and assisted on two tackles and recorded a half sack, two quarterback hits and recovered one fumble
 - **10/8 at PIT:** Started at NT and recorded five tackles (two solo), a half sack and a career-high three passes defended ... Tipped ball that was intercepted by LB **Telvin Smith** and returned for a TD
 - **12/3 vs. IND:** Started at NT and recorded three solo tackles, one pass defended and one forced fumble

2016 (w/ JAX - 15/9)

- Started nine of 15 games played ... Totaled 32 tackles (26 solo), including four for a loss, and one PD
- **10/16 at CHI:** Saw action at DT, making two solo tackles, including one tackle for loss
 - **10/23 vs. OAK:** Totaled three solo tackles, including one tackle for a loss
 - **11/20 at DET:** Started at DT and made five tackles (four solo), including one tackle for loss and one pass defended
 - **12/18 at HOU:** Started at DT and recorded three tackles (two solo) and had one tackle for a loss

2015 (w/ JAX - 15/0)

- Played in 15 games before being placed on the team's injured reserve list for the final regular season game ... Totaled 16 tackles (seven solo), 2.0 sacks, one forced fumble and one fumble recovery
- **10/4 at IND:** Saw action at DT and special teams and recorded his first career fumble recovery
 - **10/11 at T.B.:** Made five tackles (three solo), including two tackles for loss and recorded one pass defended
 - **11/15 at BAL:** Made four tackles (one solo), including a sack-fumble that was recovered by DT **Tyson Alualu**

2014 (w/ JAX - 16/2)

- Played in all 16 games for the first time in his career and registered a career-best 39 tackles (23 solo), 3.0 sacks, four tackles for loss, three quarterback hits and one forced fumble
- **10/5 vs. PIT:** Registered a career-high 2.0 sacks including a sack/forced fumble of QB **Ben Roethlisberger** early in the fourth quarter ... Also sacked

- Roethlisberger in the second quarter ... Added one QB pressure and one TFL
- **10/19 vs. CLE:** Made three solo tackles, one QB hit and one tackle for loss
 - **12/7 vs. HOU:** Saw action at DT and matched his season-high with four tackles (three solo)
 - **12/18 vs. TEN:** Made first career start and totaled a career-high five tackles (three solo) along with one sack ... Sacked QB **Charlie Whitehurst** for a 3-yard loss on the opening possession
 - **12/28 at HOU:** Started for the second consecutive game and totaled three tackles (one solo)

2013 (w/ JAX - 8/0)

- Played in eight games as a rookie after earning a roster spot as an undrafted free agent ... Totaled nine tackles, 0.5 sacks and one QB hit
- **10/6 at STL:** Made NFL debut on and saw action on defense
 - **10/20 vs. SD:** Made first career tackle
 - **12/22 vs. TEN:** Saw extensive action in DL rotation and posted a career-high four tackles (three solo), one QB hit and split a sack with LB **Paul Posluszny** in the first quarter

COLLEGE (AT GEORGIA, 2009-12)

- Three-year letterman and appeared in 46 games, making 26 starts at DE and DT
- Career totals include 107 tackles (52 solo), 35 QB pressures, 13.5 tackles for a loss, 5.0 sacks and two forced fumbles
- Received the David Jacobs Award as a player who, by example, portrays courage, spirit, character and determination
- Majored in communication studies

PERSONAL

- Attended Northside (Ga.) High School
- USA Today All-USA second-team selection
- Married to his wife, Kate

REGULAR SEASON STATISTICS

YEAR	TEAM	GP/GS	TKL	SOLO	ASST	SACKS	FF	FR	PD	TFL
2013	JAX	8/0	9	8	1	0.5	0	0	0	0
2014	JAX	16/2	39	23	16	3.0	1	0	1	3
2015	JAX	15/0	16	7	9	2.0	1	1	2	3
2016	JAX	15/9	32	26	6	0.0	0	0	1	4
2017	JAX	15/15	31	24	7	1.0	1	1	6	1
2018	JAX	15/6	29	21	8	1.0	0	0	2	5
2019	JAX	10/9	21	10	11	1.5	0	0	0	1
NFL totals: 7 yrs.		94/41	178	120	58	9.0	3	2	12	17

Single Game Career Highs

- Tackles:**
5 (five times, last: 12/16/18 vs. WAS)
- Sacks:**
2.0 (10/5/14 vs. PIT)
- Forced fumbles:**
1 (twice, last: 11/15/15 at BAL)
- Fumble recoveries:**
1 (twice, last: 9/10/17 at HOU)
- Passes defended:**
3 (10/8/17 at PIT)

POSTSEASON CAREER STATISTICS

YEAR	TEAM	GP/GS	TKL	SOLO	ASST	SACKS	FF	FR	PD	TFL
2017	JAX	3/2	7	6	1	0.0	0	0	1	1
NFL totals: 6 yrs.		3/2	7	6	1	0.0	0	0	1	1

#95 ABRY JONES




2019 GAME-BY-GAME STATISTICS

DATE	OPP	TKL	SOLO	ASST	SACKS	FF	FR	PD	TFL
09/08	vs. Kansas City	2	1	1	0.0	0	0	0	0
09/15	at Houston	0	0	0	0.0	0	0	0	0
09/19	vs. Tennessee	3	1	2	0.0	0	0	0	0
09/29	at Denver	0	0	0	0.0	0	0	0	0
10/06	at Carolina	2	0	2	0.0	0	0	0	0
10/13	vs. New Orleans	3	2	1	0.0	0	0	0	0
10/20	at Cincinnati	2	2	0	1.0	0	0	0	1
10/27	vs. N.Y. Jets	4	0	4	0.5	0	0	0	0
11/03	vs. Houston	5	4	1	0.0	0	0	0	0
BYE WEEK									
11/17	at Indianapolis	0	0	0	0.0	0	0	0	0
11/24	at Tennessee								
12/01	vs. Tampa Bay								
12/08	vs. L.A. Chargers								
12/15	at Oakland								
12/22	at Atlanta								
12/29	vs. Indianapolis								
2019 totals:		21	10	11	1.5	0	0	0	1



85



CHARLES JONES

TIGHT END
6-4 | 255 LBS | 8-5-1996
TULANE
NEW ORLEANS, LOUISIANA
ACQ: PRACTICE SQUAD 2019
EXP: ROOKIE



TRANSACTIONS

Signed by Jacksonville as an undrafted rookie on 5/10/19 ... Released by Jacksonville on 8/31/19 ... Signed by Jacksonville to the practice squad on 9/1/19 ... Promoted to Jacksonville's 53-man roster on 11/18/19

PRO (GAMES PLAYED/STARTED - 1/0)

Rookie TE who spent Weeks 1-11 on the team's practice squad before being activated to the 53-man roster prior to Week 12

2019 (w/ JAX - 0/0)

Spent Weeks 1-11 on Jacksonville's practice squad ... Promoted to the active 53-man roster on Nov. 18

COLLEGE (AT TULANE, 2014-18)

- Was a four-year letterman for the Green Wave, playing in 40 games with 22 starts, amassing 51 receptions for 407 yards (8.0 rec. avg.) for eight TDs
- Saw action in 10 games as a senior in 2018, registering 10 receptions for 53 yards
- Started 10 games for the Green Wave during his junior season in 2017, hauling in 13 receptions for 84 yards and two TDs
- Played in all 12 games with five starts as a sophomore in 2015, catching 17 passes for 131 yards (7.7 rec. avg.) and three TDs ... Tied for second on the team in TD receptions
- Saw action in 12 games with six starts as a true freshman, collecting 21 receptions for 192 yards (9.1 rec. avg.) and three TDs ... Earned honorable mention Freshman All-American recognition from College Sports Madness

PERSONAL

- Attended St. Augustine (New Orleans, La.) High School where he was ranked the No. 55 tight end nationally and listed as the No. 67 recruit in the state by ESPN
- Hauled in 37 passes for 602 yards and seven TDs as a senior in 2013
- Helped lead the Purple Knights to a combined 26-10 overall record with three trips to the state playoffs, a District 10-4A title as a sophomore and a District 9-5A championship as a senior
- Also lettered twice in basketball
- Cousin, **Jacoby Jones**, played in the NFL for the Houston Texans and the Baltimore Ravens

REGULAR SEASON STATISTICS

YEAR	TEAM	GP/GS	RECs	YDS	AVG.	LG	TD
2019	JAX	0/0	0	0	-	-	0
NFL totals: 1 yr.		0/0	0	0	-	-	0

2019 GAME-BY-GAME STATISTICS

DATE	OPP	RECs	YDS	AVG.	LG	TD
09/08	vs. Kansas City			Practice Squad		
09/15	at Houston			Practice Squad		
09/19	vs. Tennessee			Practice Squad		
09/29	at Denver			Practice Squad		
10/06	at Carolina			Practice Squad		
10/13	vs. New Orleans			Practice Squad		
10/20	at Cincinnati			Practice Squad		
10/27	vs. N.Y. Jets			Practice Squad		
11/03	vs. Houston			Practice Squad		
	BYE WEEK					
11/17	at Indianapolis			Practice Squad		
11/24	at Tennessee					
12/01	vs. Tampa Bay					
12/08	vs. L.A. Chargers					
12/15	at Oakland					
12/22	at Atlanta					
12/29	vs. Indianapolis					
2019 totals:		0	0	-	-	0



BEN KOYACK

TIGHT END
6-5 | 258 LBS | 4-9-1993
NOTRE DAME
OIL CITY, PENNSYLVANIA
ACQ: FREE AGENT 2018
EXP: 4TH YEAR



TRANSACTIONS

Originally drafted by Jacksonville in the seventh round (229th overall) of the 2015 draft ... Waived on 9/5/15 ... Signed by Jacksonville to the practice squad on 9/6/15 ... Signed with Jacksonville on 1/4/16 ... Waived by Jacksonville on 9/1/18 ... Signed by Jacksonville on 11/12/18 ... Waived by Jacksonville on 9/1/19 ... Signed by Jacksonville on 10/8/19

PRO (GAMES PLAYED/STARTED - 42/13, 3/0)

- Spent his rookie season in 2015 on the practice squad before spending the 2016 and 2017 season on the active roster
- Appeared in seven games during the 2018 campaign, starting two
- Was re-signed by the team prior to Week 6 of the 2019 season

2019 (w/ JAX - 5/1)

- 10/13 vs. N.O.:** Made his first appearance of the season, playing 11 snaps at TE
- 10/20 at CIN:** Saw action on offense and special teams
- 10/27 vs. NYJ:** Saw action at TE
- 11/3 vs. HOU:** Made his first start at TE this season
- 11/17 at IND:** Saw action at TE, recording one reception for 9 yards

2018 (w/ JAX - 7/2)

Spent training camp with Jacksonville before being waived/injured and re-signing with the team prior to Week 11

2017 (w/ JAX - 16/3, 3/0)

Appeared in all 16 games and recorded five receptions for 38 yards ... Caught the game-winning TD pass from QB **Blake Bortles** against Buffalo in the AFC Wild Card playoff game

- 10/15 vs LAR:** Recorded one reception for 21 yards, which is a career long reception
- 12/24 at S.F.:** Recorded two receptions for 10 yards, including a two-point conversion
- 1/7 vs. BUF:** Recorded a 1-yard, game-winning TD reception in the third quarter on fourth-and-one, which was his lone reception of the game

2016 (w/ JAX - 14/7)

Posted career-highs in receptions (19) and receiving yards (161) in 14 games played during the 2016 season

- 10/27 at TEN:** Posted his first career receptions (five) for 41 yards (8.2 rec. avg.)
- 11/13 vs. HOU:** Earned his first career start at TE and caught three passes for 35 yards (11.7 rec. avg.)
- 11/20 at DET:** Started at TE and made one fumble recovery on special teams
- 1/1 at IND:** Started at TE and had three catches for 25 yards, including his first career touchdown reception, a 14-yard pass from QB **Blake Bortles**

COLLEGE (AT NOTRE DAME, 2011-14)

- Participated in the 2015 Senior Bowl
- Named to the Mackey Award Watch List, given annually to the most outstanding Tight End in FBS college football
- As a senior, started at tight end in all 13 games and totaled 30 receptions for 317 yards and two TDs

PERSONAL

- Played for Head Coach **Matt LaVerde** at Oil City (Pa.) High School
- Received first-team Pennsylvania all-state honors from Pennsylvania Sportswriters and Associated Press in 2010
- Rated best tight end in country and 25th-best prospect overall by Scout.com
- Recorded 62 receptions for 1,031 yards and 11 TDs as a senior ... Averaged 16.6 yards per catch
- Besides TE, played QB, WR, DE and LB
- Hails from family of musicians and is proficient playing trombone, piano and euphonium

REGULAR SEASON CAREER STATISTICS

YEAR	TEAM	GP/GS	NO	YDS	AVG	LG	TD
2015	JAX			PRACTICE SQUAD			
2016	JAX	14/7	19	161	8.5	17	1
2017	JAX	16/3	5	38	7.6	21	0
2018	JAX	7/2	0	0	-	-	0
2019	JAX	5/1	1	9	9.0	9	0
NFL totals: 4 yrs.		42/13	25	208	8.3	21	1

POSTSEASON CAREER STATISTICS

YEAR	TEAM	GP/GS	NO	YDS	AVG	LG	TD
2017	JAX	3/0	2	22	11.0	21	1
NFL totals: 2 yr.		3/0	2	22	11.0	21	1

2019 GAME-BY-GAME STATISTICS

DATE	OPP	RECS	YDS	AVG.	LG	TD
09/08	vs. Kansas City			Not on team		
09/15	at Houston			Not on team		
09/19	vs. Tennessee			Not on team		
09/29	at Denver			Not on team		
10/06	at Carolina			Not on team		
10/13	vs. New Orleans	0	0	-	-	0
10/20	at Cincinnati	0	0	-	-	0
10/27	vs. N.Y. Jets	0	0	-	-	0
11/03	vs. Houston	0	0	-	-	0
BYE WEEK						
11/17	at Indianapolis	1	9	9.0	9	0
11/24	at Tennessee					
12/01	vs. Tampa Bay					
12/08	vs. Los Angeles					
12/15	at Oakland					
12/22	at Atlanta					
12/29	vs. Indianapolis					
2019 totals:		1	9	9.0	9	0





JOSH LAMBO

KICKER
6-0 | 215 LBS | 11-19-1990
TEXAS A&M
LANSING, MICHIGAN
ACQ: FREE AGENT (2017)
EXP: 5TH YEAR



TRANSACTIONS

Originally signed by San Diego as an undrafted rookie on 5/12/15 ... Waived by San Diego on 9/2/17 ... Signed with Jacksonville on 10/17/17 ... Placed on injured/reserve on 12/28/18 ... Re-signed on 2/13/19

PRO (GAMES PLAYED - 65,3)

- Fifth-year K set a Jaguars record when he made 24 consecutive FGs from Nov. 19, 2017 - Nov. 11, 2018
- Owns a franchise-best 93.8 FG percentage (min: 25 attempts), which is the highest by any player in the NFL since 2017 (min. 10 FGA).
- Ranks fourth in franchise history in made FGs (60) and PATs (56)
- Has made 60 of 64 FG attempts with the Jaguars since he signed with the team on Oct. 17, 2017.
- Has made all 37 FG attempts in home games since joining the Jaguars

2019 (w/ JAX - 10)

- Has made 13 of 14 PATs and 22 of 23 FGs attempted this season
- **9/8 vs. K.C.:** Connected FGs from 23 and 37 yards, as well as both PAT attempts for eight points
 - **9/15 at HOU:** Connected on FGs from 32 and 40 yards
 - **9/19 vs. TEN:** Converted on FGs from 40 and 48 yards, finishing with eight points ... Posted his first special teams tackle of the season
 - **9/29 at DEN:** Connected on all four of his FG attempts (25, 40, 34, 33), tying his career-high, including a 33-yard game-winning FG as time expired
 - **10/6 at CAR:** Converted on FGs from 35 and 38 yards, as well as three PAT attempts for nine total points
 - **10/13 vs. N.O.:** Connected on FGs from 22 and 33 yards
 - **10/20 at CIN:** Tied a career-best four FGs made, converting on FGs from 21, 29, 37 and 26 yards
 - **10/27 vs. NYJ:** Converted on all three FG attempts from 29, 43 and 24 yards
 - **11/3 vs. HOU:** Made his only FG attempt of the game from 30 yards
 - **11/17 at IND:** Missed his only FG attempt (46) of the game

2018 (w/ JAX - 13)

- Played in 13 games on the season, connecting on 19 of 21 FGs
- **10/28 vs. PHI:** Converted on FGs of 24, 33, 51 and a career-long 57 yards, marking the first time in his career converting two 50-plus yard FGs in the same game ... Extended streak to 23 consecutive FGs made, topping previous record of 20 set by Ks **Josh Scobee** and **Mike Hollis**

2017 (w/ JAX - 10/3)

- Signed with the team prior to its Week 6 game at IND ... Finished the season 19 of 20 on FGs (95 percent), including 12 of 12 at TIAA Bank Field ... His 95 FG percentage is the highest mark in Jaguars single-season history among kickers with at least 10 FG attempts
- **11/12 vs. LAC:** Converted a 34-yard FG with three seconds remaining in the fourth quarter to send the game to OT, before converting a game-winning 30-yard FG in the extra session

2016 (w/ S.D. - 16)

- Led the NFL with 67 touchbacks on kickoffs, and made 26 of his final 32 field goal attempts ... After two seasons with the team, ranked sixth in franchise annals with 52 career made FGs

2015 (w/ S.D. - 16)

- Scored a rookie-leading 106 points, making 26 of 32 FGs (81.3 percent) and 28 of 32 PATs (87.5 percent)

COLLEGE (AT TEXAS A&M, 2012-14)

- Converted 84 percent of FG tries (21 of 25) to become the most accurate kicker in school history
- Earned second-team All-SEC honors by the Associated Press in 2014
- As a senior, connected on 97 percent on all of his kicks, going 12 of 14 on FGs and 53 of 53 on PATs

PERSONAL

- He and his wife, Megan, are proud dog parents to Lana and Wyatt, and reside in Jacksonville Beach
- Originally attended Middleton (Wis.) High School, before attending Edison Academic Center in Brandeton, Fla. to focus on soccer

- At age 14, Lambo was one of the United States' top young goalkeeping prospects and was invited to train with the U.S. National Team
- At age 15, joined Everton FC of Europe's Premier League as a trailist where he trained alongside former U.S. star **Tim Howard**
- In 2008, was the No. 8 overall pick in Major League Soccer's draft by FC Dallas

REGULAR SEASON STATISTICS

YEAR	TEAM	GP	PAT	ATT	FG	FGA	PCT	LG	PTS
2015	S.D.	16	28	32	26	32	81.3	54	106
2016	S.D.	16	42	46	26	32	81.3	47	120
2017	JAX	10	22	24	19	20	95.0	56	79
2018	JAX	13	19	20	19	21	90.5	57	76
2019	JAX	10	13	14	22	23	95.7	48	79
NFL totals: 5 yrs.		65	124	136	112	128	87.5	57	460

Single Game Career Highs

PATs made:
6 (12/17/17 vs. HOU)

PATs attempts:
6 (12/17/17 vs. HOU)

Field goals made:
4 (five times; last: 10/20/19 at CIN)

Field goal attempts:
4 (five times; last: 10/20/19 at CIN)

Longest field goal:
57 (10/28/18 vs. PHI)

Points:
15 (10/23/16 at ATL)

POSTSEASON STATISTICS

YEAR	TEAM	GP	PAT	ATT	FG	FGA	PCT	LG	PTS
2017	JAX	3	9	9	4	4	100.0	54	21
NFL totals: 5 yrs.		3	9	9	4	4	100.0	54	21

2019 GAME-BY-GAME STATISTICS

DATE	OPP	PAT	ATT	FG	FGA	PCT	LG	PTS
09/08	vs. Kansas City	2	2	2	2	100.0	37	8
09/15	at Houston	0	0	2	2	100.0	40	6
09/19	vs. Tennessee	2	2	2	2	100.0	48	8
09/29	at Denver	2	2	4	4	100.0	40	14
10/06	at Carolina	3	3	2	2	100.0	38	9
10/13	vs. New Orleans	0	0	2	2	100.0	32	6
10/20	at Cincinnati	1	1	4	4	100.0	37	13
10/27	vs. N.Y. Jets	2	3	3	3	100.0	43	11
11/03	vs. Houston	0	0	1	1	100.0	30	3
BYE WEEK								
11/17	at Indianapolis	1	1	0	1	0.0	0	1
11/24	at Tennessee							
12/01	vs. Tampa Bay							
12/08	vs. L.A. Chargers							
12/15	at Oakland							
12/22	at Atlanta							
12/29	vs. Indianapolis							
2019 totals:		13	14	22	23	95.7	48	79

65



BRANDON LINDER

OFFENSIVE LINEMAN
6-6 | 315 LBS | 1-25-1992
MIAMI (FLA.)
SOUTHWEST RANCHES, FLORIDA
ACQ: THIRD ROUND OF 2014 DRAFT (93RD)
EXP: 6TH YEAR



TRANSACTIONS

Originally drafted by Jacksonville in the third round (93rd overall) of the 2014 draft ... Placed on reserve/injured list on 10/5/15 ... Re-signed on 7/26/17... Placed on reserve/injured on 11/13/18

PRO (GAMES PLAYED/STARTED - 64/64, 3/3)

- Became 24th offensive lineman drafted by the Jaguars in franchise history
- First player from the University of Miami ever drafted by the Jaguars
- Switched from RG to C prior to the 2016 season
- Was named an offensive team captain for the 2019 season for the third time in his career

2019 (w/ JAX - 10/10)

- **9/8 vs. K.C.:** Started at C and helped the team rush for 81 yards
- **9/15 at HOU:** Started at C
- **9/19 vs. TEN:** Started at C and played in all 54 offensive snaps
- **9/29 at DEN:** Started at C, aiding in RB **Leonard Fournette's** career-high 225 yards rushing and an average of 7.1 yards per carry and 269 total net rushing yards, the second-most in franchise history
- **10/6 at CAR:** Started at C, helping RB **Leonard Fournette** eclipse the 100-yard mark in back-to-back games for the first time since his rookie season in 2017
- **10/13 vs. N.O.:** Started at C
- **10/20 at CIN:** Started at C, paving the way for RB **Leonard Fournette's** 131 yards rushing
- **10/27 vs. NYJ:** Started at C
- **11/3 vs. HOU:** Started at C
- **11/17 at IND:** Started at C

2018 (w/ JAX - 9/9)

- Selected as an offensive captain by his teammates for the 2018 season
- **9/9 at NYG:** Started at C and helped the team rush for 137 yards

2017 (w/ JAX - 13/13, 3/3)

Selected as an offensive captain by his teammates for the 2017 season ... Part of an offensive line that helped the team lead the league in rushing for the first time in franchise history and allowed a franchise-low 24 sacks

- **9/10 at HOU:** Started at C and helped pave the way for the team to rush for 155 yards ... Did not allow a sack
- **9/24 vs. BAL:** Started at C and helped the team rush for 166 yards and did not allow a sack
- **10/1 at NYJ:** Started at C and helped the team rush for 175 yards
- **11/5 vs. CIN:** Started at RG in place of injured **A.J. Cann** and helped the team rush for 149 yards ... Part of a unit that allowed zero sacks for the third time this season
- **11/19 at CLE:** Started at C and helped the team rush for 139 yards
- **12/10 vs. SEA:** Started at C and helped the team rush for 156 yards and did not allow a sack
- **12/17 vs. HOU:** Started at C and helped the team rush for 138 yards
- **1/14 at PIT:** Started at C and helped the team rush for 164 yards and did not allow a sack

2016 (w/ JAX - 14/14)

Part of an offensive line that allowed its fewest sacks since 2007 (34)

- **9/11 vs. G.B.:** Made his first career start at C in team's season opener
- **10/2 vs. IND:** Started at C, helping the team rush for 136 yards
- **11/6 at K.C.:** Started at C, helping the team rush for a season-high 205 yards
- **11/20 at DET:** Started at C and was part of an offensive line that did not allow a sack
- **12/4 vs. DEN:** Started at C and helped the team rush for 154 yards

2015 (w/ JAX - 3/3)

Placed on season-ending IR because of surgery to repair a labral tear in his left shoulder after injury suffered in Week 3

- **9/13 vs. CAR:** Started at RG to kick off his second season with the Jaguars
- **9/20 vs. MIA:** Helped the Jaguars rush for 123 yards and did not allow a sack

2014 (w/ JAX - 15/15)

Started 15 games at RG as a rookie ... Part of OL that helped club finish sixth in the NFL in average per rush (4.5)

- **9/7 at PHI:** Started at RG in his NFL debut, one of three Jaguars rookies to start on opening day (WR **Marqise Lee**, WR **Allen Hurns**)


- **10/19 vs. CLE:** Helped pave the way for an offense that rushed for a season-high 185 yards
- **10/26 vs. MIA:** Helped paved the way for the club to rush for 176 yards, which was the first time since 2010 the team eclipsed 150-plus rushing yards in back-to-back games
- **12/28 at HOU:** Started at RG and was part of OL that helped team produce 121 yards on 14 carries (8.6 avg.)

COLLEGE (AT MIAMI (FLA.), 2010-13)

- Four-year starter and started 42 games (37 at RG, 2 at LT, 3 at C)
- Finished career with 35 TD-resulting blocks and 275 key blocks/knockdowns
- As a senior, named team's Most Valuable Player after leading team with 90 percent grade for blocking consistency, 11 TD-resulting blocks and 84 knockdowns
- Majored in health education

PERSONAL

- Attended St. Thomas Aquinas High School in Ft. Lauderdale, Fla.
- Named U.S. Army All-American and was rated the third-best center in the country by Rivals.com
- Helped team compile a 28-1 record during his final two seasons and captured the Class 5A state title as a junior
- Twitter handle is @BrandonLinder65



15



GARDNER MINSHEW II

QUARTERBACK

6-1 | 225 LBS | 5-16-1995

WASHINGTON STATE

BRANDON, MISSISSIPPI

ACQ: SIXTH ROUND OF 2019 DRAFT (178TH)

EXP: ROOKIE



TRANSACTIONS

Originally drafted by Jacksonville in the sixth round (178th overall) of the 2019 NFL Draft

PRO (GAMES PLAYED/STARTED - 9/8)

- Rookie QB who was drafted by Jacksonville in the sixth round (178th overall) of the 2019 NFL Draft
- Set a franchise record with five consecutive games throwing for at least 200 yards with a passer rating of 95.0-plus in his first five NFL appearances
- Became the first player in franchise history to throw for at least 200 passing yards with a passer rating of at least 95.0 in five consecutive games
- His 2,285 passing yards are the most through nine career games in franchise history
- Joined **Patrick Mahomes**, **Marcus Mariota** and **Marc Bulger** as the only QBs in NFL history to post a passer rating of at least 95.0 through their first eight career games (min. 250 pass attempts)

2019 (w/ JAX - 9/8)

Completed 188 of 307 passes (61.2 comp. pct.) for 2,285 yards, 13 TDs and four INTs ... Became first player in NFL history to throw for at least 13 TDs with two or fewer INTs through a player's first eight career games played

- **9/8 vs. K.C.:** Stepped in for injured QB **Nick Foles** in the first quarter, completing 22 of 25 passes (88.0 pct.) for 275 yards, 2 TDs and one INT for a passer rating of 122.5 ... His 275 passing yards were the most-ever by a Jaguars player making his NFL debut and the fifth-most by a Jaguars rookie in a single game ... Completed his first 13 passes, becoming the first player in the last 40 years to complete their first 13 passes in their NFL debut ... His 88.0 completion percentage was the highest by any player with at least 15 pass attempts making their NFL debut in NFL history
- **9/15 at HOU:** Recorded his first career start at QB, completing 23 of 33 passes for 213 yards, 1 TD and a passer rating of 97.2 ... Also rushed six times for 56 yards (9.3 avg.) ... Became the only rookie in franchise history to throw for at least 200 passing yards in each of his first two career games played ... His 45 completions, 488 passing yards and three passing TDs are all the most by a Jaguars rookie through Week 2 in franchise history
- **9/19 vs. TEN:** Made his second career start at QB, completing 20 of 30 passes (66.7 pct.) for 204 yards and two TDs for a passer rating of 108.2 ... Tied a franchise record of three consecutive games with at least 200 passing yards and a passer rating of at least 95.0 ... Became the only rookie in franchise history to throw for at least 200 yards in each of his first three career games played
- **9/29 at DEN:** Started at QB, completing 19 of 33 passes for 213 yards and two TDs and finished the game with a 97.2 passer rating ... Led the team down the field, setting up K **Josh Lambo** for the game-winning 33-yard FG, marking his first career game winning drive ... Set a franchise record with four consecutive games throwing for at least 200 yards with a passer rating of 95.0-plus ... Became the first rookie in franchise history to throw for at least 900 yards through Week 4
- **10/6 at CAR:** Completed 26 of 44 passes (59.1 pct.) for 374 yards and two TDs for a passer rating of 101.9 ... Set the franchise rookie record for passing yards in a single game (374) ... Became the sixth rookie in NFL history to throw for at least 370 yards and two TDs with zero INTs
- **10/13 vs. N.O.:** Completed 14 of 29 passes for 163 yards and one INT ... His 1,442 passing yards were the most through six career games in Jaguars history
- **10/20 at CIN:** Completed 15 of 32 passes for 255 yards and one TD for a passer rating of 85.8
- **10/27 vs. NYJ:** Completed 22 of 34 passes (64.7 comp. pct.) for 279 yards and three TDs for a passer rating of 119.6 ... Became the first Jaguars rookie to throw for at least three TDs in a single game in franchise history
- **11/3 vs. HOU:** Started at QB, completing 27 of 47 passes (57.4 comp. pct.) for 309 yards and two INTs for a passer rating of 59.6
- **11/17 at IND:** Active, but did not play

COLLEGE (AT WASHINGTON STATE, 2018)

- Graduated from East Carolina in December 2017 and enrolled at WSU in June 2018
- Finished fifth in the 2018 Heisman Trophy voting
- Won 2018 Johnny Unitas Golden Arm Award (nation's top senior of 4th-year junior QB), and was named a finalist for the Walter Camp Player of the Year and Davey O'Brien Award (nation's top QB)

- Named Pac-12 Conference Offensive Player of the Year and earned a spot on the All-Pac-12 First Team after leading the country in passing (367.6 yards per game)
- Set Pac-12 Conference and WSU single-season records in passing yards (4,779) and completions (468)

PERSONAL

- Attended Brandon (Miss.) High School
- Son of Flint and Kim Minshew
- Flint played football at Millsaps College (Miss.) and was named to the MC Athletic Hall of Fame
- Kim played basketball at Mississippi State
- Has two younger sisters, Meredith and Callie

REGULAR SEASON PASSING STATISTICS

YEAR	TEAM	P/S	COMP	ATT	PCT	YDS	AVG	TD	INT	SK	RTG
2019	JAX	9/8	188	307	61.2	2,285	7.4	13	4	21	92.8
NFL totals: 1 yr.		9/8	188	307	61.2	2,285	7.4	13	4	21	92.8

2019 GAME-BY-GAME PASSING STATISTICS

DATE	OPP	P/S	COMP	ATT	PCT	YDS	AVG	TD	INT	SK	RTG
9/08	vs. KC	1/0	22	25	88.0	275	11.0	2	1	1	122.5
9/15	at HOU	1/1	23	33	69.7	213	6.5	1	0	4	97.2
9/19	vs. TEN	1/1	20	30	66.7	204	6.8	2	0	0	110.6
9/29	at DEN	1/1	19	33	57.6	213	6.5	2	0	5	97.2
10/06	at CAR	1/1	26	44	59.1	374	8.5	2	0	2	101.9
10/13	vs. N.O.	1/1	14	29	48.3	163	5.6	0	1	2	51.4
10/20	at CIN	1/1	15	32	46.9	255	8.0	1	0	2	84.8
10/27	vs. NYJ	1/1	22	34	64.7	279	8.2	3	0	2	119.6
11/03	vs. HOU	1/1	27	47	57.4	309	6.6	0	2	3	59.6
BYE WEEK											
11/17	at IND					DNP					
11/24	at TEN										
12/01	vs. T.B.										
12/08	vs. LAC										
12/15	at OAK										
12/22	at ATL										
12/29	vs. IND										
2019 totals:		9/8	188	307	61.2	2,285	7.4	13	4	21	92.8

Single Game Career Highs

Passing completions:
26 (10/6/19 at CAR)

Passing attempts:
44 (10/6/19 at CAR)

Passing yards:
374 (10/6/19 at CAR)

Passer rating:
122.5 (9/8/19 vs. K.C.)

REGULAR SEASON RUSHING STATISTICS

YEAR	TEAM	ATT	YDS	AVG	TD
2019	JAX	42	235	5.6	0
NFL totals: 1 yr.		42	235	5.6	0

Single Game Career Highs

Rushing attempts:
9 (10/20/19 at CIN)

Rushing yards:
56 (9/15/19 at HOU)

Rushing long: 21 (9/15/19 at HOU)

#15 GARDNER MINSHEW II



2019 GAME-BY-GAME RUSHING STATISTICS

DATE	OPP	RUSHING				
		NO	YDS	AVG	LG	TD
09/08	vs. Kansas City	1	6	6.0	6	0
09/15	at Houston	6	56	9.3	21	0
09/19	vs. Tennessee	4	18	4.5	10	0
09/29	at Denver	1	2	2.0	2	0
10/06	at Carolina	7	42	6.0	11	0
10/13	vs. New Orleans	2	1	0.5	2	0
10/20	at Cincinnati	9	48	5.3	20	0
10/27	vs. N.Y. Jets	8	28	3.5	13	0
11/03	vs. Houston	4	34	8.5	10	0
BYE WEEK						
11/17	at Indianapolis			DNP		
11/24	at Tennessee					
12/01	vs. Tampa Bay					
12/08	vs. L.A. Chargers					
12/15	at Oakland					
12/22	at Atlanta					
12/29	vs. Indianapolis					
2019 totals:		42	235	5.6	21	0

THE GARDNER MINSHEW II FILE

On what fans should know about him: I'm a grill master. Throw me on the grill, whatever you want, however you like it cooked, I'll get it done for you.

On his hidden talents: I'm very good at ping pong. I'm also really good at pool volleyball. I like doing woodworking, craftsman-type stuff.

On his nickname while growing up: I've had a few: G, Gard, Gard-dog, G-money

On who is most responsible for getting him to the NFL: My parents. I'd like to think they raised me right and made me who I am today.


On what animal he would be: Silverback gorilla because they live in families of 50-60. They make beds out of plants so they live pretty comfortably. They eat good food and swing from trees, so, yeah. I wanted to be Tarzan when I grew up.

On what he would do if he didn't play football: I used to want to be a cowboy.

On a current Jaguar he looks up to: Definitely Nick Foles. Just the path that he's taken, the type of person he is through it all, someone that is very inspiring and someone that I want to learn from.

Best advice he ever received: The only thing you can control is how hard you work.


THE EVOLUTION OF THE 'STACHE




NWCC (2015)



ECU (2017)



WSU (2018)



JAX (2019)

On the origins of the 'stache: I've done weird facial hair stuff for a long time, but the 'stache caught on [at Washington State]. There were a bunch of us that were going to do it going into fall camp. We get about half way through it and everyone else quit on me. I was like, I'm going to do this longer than anybody and then it just caught on.

On if he thought the cult status would develop: Absolutely not. It's taken on a life of its own. *It calls the shots now. I'm just along for the ride.*



NOTE THE QUOTE: ON QB GARDNER MINSHEW II

"He's one of the few guys that I've been around that can go from the classroom and take it right onto the field. I think the other day was an unbelievable indication of that, because I don't know how many people, especially rookies, can go out there not having [taken first team reps] during the week. To go out there and play like that, that's a credit to him."

- Head Coach Doug Marrone



YANNICK NGAKOUE



DEFENSIVE END
6-2 | 246 LBS | 3-31-1995
MARYLAND
BOWIE, MARYLAND
ACQ: THIRD ROUND OF 2016 DRAFT (69TH)
EXP: 4TH YEAR



TRANSACTIONS

Originally drafted by Jacksonville in the third round (69th overall) of the 2016 NFL Draft

PRO (GAMES PLAYED/STARTED - 57/56, 3/3)

- His 34.5 career sacks rank second in franchise history
- Of his 34.5 career sacks, 11 have been strip-sacks
- His 34.5 sacks are the most by a Jaguars player through 57 career games in franchise history
- Joined Broncos LB **Von Miller** as the only players over the last decade to post at least 34.5 sacks and 12 forced fumbles through 57 career games
- Led the league with six forced fumbles in 2017 en route to his first career Pro Bowl nod
- Tied for the franchise rookie record for sacks in a single season (8.0) with DE **Josh Allen** (2019)
- Is currently tied for the most multi-sack games in franchise history (eight) with DL **Tony Brackens** and DE **Calais Campbell**

2019 (w/ JAX - 9/9)

- **9/8 vs. K.C.:** Started at DE, amassing three tackles, including one TFL
- **9/15 at HOU:** Did not play (inactive) due to a hamstring injury
- **9/19 vs. TEN:** Started at DE, collecting four tackles (two solo)
- **9/29 at DEN:** Started at DE, posting two tackles (one solo) and one pass defended
- **10/6 at CAR:** Started at DE, recording four tackles (three solo), one forced fumble and 2.0 sacks, marking his sixth career game with at least 2.0 sacks, tied for the second-most in franchise history.
- **10/13 vs. N.O.:** Started at DE, collecting one solo tackle and one pass defended
- **10/20 at CIN:** Started at DE, tallying four solo tackles including one TFL and also added one pass defended and one INT ... Became the second defensive lineman in franchise history to register a pick six and the first since DE **Tony Brackens** on Nov. 28, 1999
- **10/27 vs. NYJ:** Started at DE and notched 2.0 sacks
- **11/3 vs. HOU:** Started at DE, compiling five tackles (four solo) and two TFL
- **11/17 at IND:** Started at DE, posting two solo tackles, 1.0 sack and one forced fumble ... With his sack, Ngakoue eclipsed **Joel Smeenge** for the second-most sacks in franchise history ... Posted his 12th career forced fumble, including his 11th career sack fumble

2018 (w/ JAX - 16/16)

Started all 16 games for a second consecutive season and tallied 28 tackles, including 9.5 sacks ... Led the team with 33 QB hits

- **10/7 at K.C.:** Started at DE and recorded a sack for the second consecutive game
- **10/14 at DAL:** Started at DE and recorded four tackles, including 2.0 sacks and a tackle for loss ... Fifth multi-sack game of his career, making him one of only three Jaguars with five multi-sack games in franchise history
- **11/18 vs. PIT:** Started at DE and recorded 1.0 sack
- **12/2 vs. IND:** Started at DE and posted four solo tackles, including 1.0 sack
- **12/23 at MIA:** Started at DE and recorded two tackles, including 1.0 sack
- **12/30 at HOU:** Started at DE and recorded five tackles (three solo), including 1.5 sacks and one pass defended

2017 (w/ JAX - 16/16, 3/3)

Recorded a career-high 12.0 sacks and six forced fumbles en route to his first Pro Bowl appearance

- **9/10 at HOU:** Started at DE and recorded four tackles (three solo), 2.0 strip-sacks and one fumble recovery
- **10/1 at NYJ:** Started at DE and recorded two solo tackles, 2.0 sacks, one tackle for a loss and one forced fumble
- **10/22 at IND:** Started at DE and recorded seven quarterback hits, four tackles (three solo), three TFL and 2.5 sacks
- **11/19 at CLE:** Started at DE and recorded three tackles (two solo) and 2.5 sacks, two of which were strip-sacks
- **11/26 at ARI:** Started at DE and recorded two solo tackles, a strip-sack and one tackle for a loss ... His league-leading sixth forced fumble was returned for a touchdown by DL **Calais Campbell**
- **12/10 vs. SEA:** Started at DE and recorded one solo tackle, 1.0 sack and one tackle for a loss
- **12/31 at TEN:** Started at DE and recorded one solo tackle and one fumble recovery that he returned 67 yards for his first career touchdown
- **1/14 at PIT:** Started at DE and recorded three tackles (two solo), one tackle

for a loss, one pass defended and one strip-sack that LB **Telvin Smith** returned 50 yards for a score

2016 (w/ JAX - 16/15)

One of two Jaguars (**Jeremy Mincey**) to post 8.0-plus sacks, four-plus forced fumbles and at least one INT in a single season ... Finished second in the NFL behind S.D. DE **Joey Bosa** with 8.0 sacks by a rookie ... Joins K.C. LB **Tamba Hali** (2006), BAL LB **Terrell Suggs** (2003), CAR DE **Julius Peppers** (2002) and S.F. LB **Charles Haley** (1986) as the only rookies to post 8.0-plus tackles, four-plus forced fumbles and at least one INT in their rookie season

- **9/11 vs. G.B.:** Made two tackles (one solo) in NFL and Jaguars debut
- **9/18 at S.D.:** Made his first career start at LEO and made three tackles (two solo), including his first career sack-fumble in the second quarter
- **9/25 vs. BAL:** Registered his second consecutive game with a sack-fumble ... One of three players in 2016 to register a sack and a forced fumble in consecutive games, joining BUF LB **Lorenzo Alexander** and WAS DE **Trent Murphy**
- **10/2 vs. IND:** Registered four tackles, including 1.0 sack, as well as his first career interception and third career forced fumble ... Only NFL player in 2016 to register 1.0 sack, forced fumble and an interception in the same game
- **10/16 at CHI:** Started at LEO and made 1.0 sack, becoming the first rookie in team history to register a sack in four consecutive games ... Fourth player in Jaguars history to register a sack in four consecutive games (**Tony Brackens**, **Rob Meier** and **Gary Walker**)
- **11/27 at BUF:** Started at LEO and picked up his sixth sack of the season, along with two tackles (one solo)
- **12/24 vs. TEN:** Started at LEO and registered 1.0 sack, his seventh sack, tying the team record for a rookie
- **1/1 at IND:** Started at LEO and registered two solo tackles, 1.0 sack and one tackle for a loss ... His eighth sack of the season to break the rookie record held by **Tony Brackens** (7.0 in 1996)

COLLEGE (AT MARYLAND, 2013-15)

- As a junior, selected First Team All-Big Ten by coaches and media
- Set Maryland's single-season sack record (13.5), breaking a record set by **Mark Duda** (1982) and **Bruce Palmer** (1978)
- Ranked second nationally in sacks per game
- Appeared in all 13 games as a true freshman

PERSONAL

- Majored in African American studies
- Attended Friendship Collegiate Academy (Washington, D.C.)
- Named a first team Parade All-America and the 2012 D.C. Gatorade Player of the Year
- Rated a four-star recruit by Rivals
- Helped lead the school to the DCSAA title as a senior

REGULAR SEASON STATISTICS

YEAR	TEAM	GP/GS	TKL	SOLO	ASST	SACKS	FF	FR	PD	TFL	INT
2016	JAX	16/15	23	20	3	8.0*	4	0	2	6	1
2017	JAX	16/16	30	24	6	12.0	6	2	0	10	0
2018	JAX	16/16	28	25	3	9.5	0	0	1	13	0
2019	JAX	9/9	27	22	5	5.0	2	0	3	7	1
NFL totals: 4 yrs.		57/56	108	91	17	34.5	12	2	6	37	2

*Team rookie record

Single Game Career Highs

Tackles:

4 (seven times; last 10/6/19 at CAR)

Sacks:

2.5 (twice; last: 11/19/17 at CLE)

Forced fumbles:

2 (twice; last: 11/19/17 at CLE)

Fumble recoveries:

1 (twice, last 12/31/17 at TEN)

POSTSEASON CAREER STATISTICS

YEAR	TEAM	GP/GS	TKL	SOLO	ASST	SACKS	FF	FR	PD	TFL
2017	JAX	3/3	4	3	1	1.0	1	0	1	1
NFL totals: 4 yrs.		3/3	4	3	1	1.0	1	0	1	1

#91 YANNICK NGAKOUÉ



2019 GAME-BY-GAME STATISTICS

DATE	OPP	TKL	SOLO	ASST	SACKS	FF	FR	PD	TFL
09/08	vs. Kansas City	3	3	0	0.0	0	0	0	1
09/15	at Houston	Inactive (hamstring)							
09/19	vs. Tennessee	4	2	2	0.0	0	0	0	0
09/29	at Denver	2	1	1	0.0	0	0	1	0
10/06	at Carolina	4	3	1	2.0	1	0	0	1
10/13	vs. New Orleans	1	1	0	0.0	0	0	1	0
10/20	at Cincinnati	2	2	0	0.0	0	0	1	1
10/27	vs. N.Y. Jets	2	2	0	2.0	0	0	0	2
11/03	vs. Houston	5	4	1	0.0	0	0	0	2
BYE WEEK									
11/17	at Indianapolis	4	4	0	1.0	1	0	0	0
11/24	at Tennessee								
12/01	vs. Tampa Bay								
12/08	vs. L.A. Chargers								
12/15	at Oakland								
12/22	at Atlanta								
12/29	vs. Indianapolis								
2019 totals:		27	22	5	5.0	2	0	3	7

Additional Statistics: One INT returned for TD



68



ANDREW NORWELL

OFFENSIVE LINEMAN
6-6 | 325 LBS | 10-25-1991
OHIO STATE
CINCINNATI, OHIO
ACQ: UNRESTRICTED FREE AGENT 2018
EXP: 6TH YEAR



TRANSACTIONS

Originally drafted by Carolina as an undrafted rookie on 5/16/14 ... Signed as an unrestricted free agent by Jacksonville on 3/15/17 ... Placed on injured/reserve on 11/27/18

PRO (GAMES PLAYED/STARTED - 76/75, 5/5)

- Has appeared in 76 games throughout his six-year career, making 75 starts
- Named Associated Press All-Pro first team in 2017

2019 (w/ JAX - 10/10)

- **9/8 vs. K.C.:** Started at LG
- **9/15 at HOU:** Started at LG
- **9/19 vs. TEN:** Started at LG
- **9/29 at DEN:** Started at LG, aiding in RB **Leonard Fournette's** career-high 225 yards rushing and an average of 7.1 yards per carry and 269 total net rushing yards, the second-most in franchise history
- **10/6 at CAR:** Started at LG, helping RB **Leonard Fournette** eclipse the 100-yard mark in back-to-back games for the first time since his rookie season in 2017
- **10/13 vs. N.O.:** Started at LG
- **10/20 at CIN:** Started at LG, paving the way for RB **Leonard Fournette's** 131 yards rushing
- **10/27 vs. NYJ:** Started at LG
- **11/3 vs. HOU:** Started at LG
- **11/17 at IND:** Started at LG

2018 (w/ JAX - 11/11)

Appeared in 11 contests for the Jaguars, starting each contest at LG

- **9/9 at NYG:** Started at LG and helped the team rush for 137 yards in his Jaguars debut
- **9/16 vs. N.E.:** Started at LG and was part of the unit that did not allow a sack
- **9/30 vs. NYJ:** Started at LG and helped the team rush for 126 yards
- **10/7 at K.C.:** Started at LG and played all 83 offensive snaps
- **11/11 at IND:** Started at LG and did not allow a sack while playing all 75 offensive plays
- **11/18 vs. PIT:** Started at LG and helped the team rush for 179 yards

2017 (w/ CAR - 16/16, 1/1)

Led an offensive line that paved the way for the fourth-ranked ground attack to rush for 2,102 yards (131.3 rushing yards per game) ... Part of a unit that allowed just 35 sacks on the season

2016 (w/ CAR - 16/16)

Started at left guard for the first time in his career and was the team's only offensive lineman to start all 16 games at the position in which he opened the season ... Carolina boasted the 10th-ranked rushing attack and averaged 113.4 yards per game ... Contributed to a Carolina offense that averaged a 31:44 time of possession, the third-highest mark in team history

2015 (w/ CAR - 13/13, 3/3)

Started 13 regular season games and all three postseason contests, including Super Bowl 50 vs. Denver ... Helped the team set a franchise-record and NFL-leading 500 points scored

2014 (w/ CAR - 10/9, 2/2)

Opened holes for the Panthers to rank seventh in the NFL in rushing, including a league-leading 975 yards over the last five games



COLLEGE (AT OHIO STATE, 2010-13)

- Played in 50 games with 39 starts at Ohio State
- Three-time All-Big Ten Conference selection
- Started final 34 games of career at left guard
- Graduated with a degree in communications

PERSONAL

- Attended Anderson (Cincinnati, Ohio) High School

77



CEDRIC OGBUEHI

OFFENSIVE LINEMAN

6-5 | 308 LBS. | 4-25-1992

TEXAS A&M

ALLEN, TEXAS

ACQ: UNRESTRICTED FREE AGENT 2019

EXP: 5TH YEAR



TRANSACTIONS

Originally drafted by Cincinnati in the first round (21st overall) of the 2015 NFL Draft ... Signed by Jacksonville on 3/16/19

PRO (GAMES PLAYED/STARTED - 43/25, 1/0)

Fifth-year OL who has appeared in 43 career games, making 25 starts

2019 (w/ JAX - 8/0)

- **9/8 vs. K.C.:** Did not play (inactive) due to a hamstring injury
- **9/15 at HOU:** Did not play (inactive) due to a hamstring injury
- **9/19 vs. TEN:** Made his Jaguars debut and saw 27 snaps at LT, rotating with OL **Cam Robinson**
- **9/29 at DEN:** Saw 11 snaps as an extra OL
- **10/6 at CAR:** Saw 14 snaps as an extra OL
- **10/13 vs. N.O.:** Saw six snaps as an extra OL
- **10/20 at CIN:** Saw action at LT, replacing LT **Cam Robinson** after he left the game with a toe injury
- **10/27 vs. NYJ:** Saw nine snaps as an extra OL
- **11/3 vs. HOU:** Saw action on offense and special teams
- **11/17 at IND:** Saw action on offense and special teams

2018 (w/ CIN - 2/0)

Played in two games ... Was inactive for Weeks 1-6 ... Saw action on 10/21 at Kansas City ... Inactive for Weeks 11, 13-17

2017 (w/ CIN - 14/13)

Saw action in 14 games, making 13 starts at LT

2016 (w/ CIN - 14/12)

Started at RT for Weeks 1-11 ... Started Week 16 at LT before before being placed on reserve/injured (shoulder) on Dec. 30, prior to the season finale

- **10/23 vs. CLE:** Was part of an offensive unit that had the Bengals' highest net offense since 1990, with a 300-yard passer, a 100-yard receiver and a 100-yard rusher

2015 (w/ CIN - 5/0, 1/0)

Opened his professional career on rehab from a college knee injury ... Saw action in five games

- **12/6 at CLE:** Made his NFL debut, blocking for a 1-yard TD run on his first-career snap

COLLEGE (AT TEXAS A&M, 2011-14)

- Played four seasons (2011-14) at Texas A&M, seeing action in 47 contests and starting 43 games during that time
- In the 2014 Liberty Bowl, his final college game, he finished the game despite suffering a third-quarter knee injury that later was diagnosed as an ACL tear
- Played both G and OT during career, in which Aggies went 35-17 with 4-0 record in bowl games
- As a senior, provided protection for passing attack that led the SEC in passing yards and TDs, and ranked fifth nationally in scoring and total offense
- Named first-team All-America by Walter Camp Foundation in 2014

PERSONAL

- Attended Allen (Texas) High School, where as a senior he earned second-team all-state honors and played in the U.S. Army All-American Bowl
- Associated Press First-Team All-State selection as a junior
- Earned bachelor's degree from Texas A&M in recreation, parks and tourism sciences





NICK O'LEARY

TIGHT END
6-3 | 252 LBS | 8-31-1992
FLORIDA STATE
PALM BEACH GARDENS, FLORIDA
ACQ: FREE AGENT 2019
EXP: 5TH YEAR



TRANSACTIONS

Originally drafted by Buffalo in the sixth round (194th overall) in the 2015 NFL Draft ... Released by Buffalo on 9/8/15 ... Signed by Buffalo to the team's practice squad of 9/9/15 ... Activated from Buffalo's practice squad to the 53-man roster on 12/8/15 ... Released by Buffalo on 9/1/18 ... Signed by Miami to the team's practice squad on 9/20/18 ... Activated from Miami's practice squad to the 53-man roster on 10/6/18 ... Released by Miami on 10/29/19 ... Signed by Jacksonville on 11/18/19

PRO (GAMES PLAYED/STARTED - 54/21, 1/0)

Has appeared in 54 games, making 21 starts, over five seasons in the NFL, recording 44 receptions for 596 yards (13.5 rec. avg.) and three TDs

2019 (w/ JAX - 0/0)

Signed by Jacksonville prior to Week 12 of the season

2019 (w/ MIA - 7/2)

Saw action in seven games, making two starts, before being released on Oct. 29 ... Recorded four receptions for 37 yards (9.3 rec. avg) during that time

2018 (w/ MIA - 12/7)

Spent the offseason and training camp with Buffalo before being released and signed to Miami's practice squad on Sept. 20 ... Was activated to the active 53-man roster on Oct. 6

- **10/14 vs. CHI:** Recorded four receptions for 49 yards (12.3 rec. avg.) and one TD

2017 (w/ BUF - 15/5, 1/0)

Appeared in 15 games, recording five starts and amassing 22 receptions for 322 yards (14.6 rec. avg.) and two TDs

- **10/22 vs. T.B.:** Recorded two receptions for a career-high 58 yards (29.0 rec. avg.)
- **11/12 vs. N.O.:** Hauled in one pass for a 7-yard TD from QB **Nathan Peterman**, the first TD reception of his career
- **12/31 at MIA:** Caught a 26-yard TD pass from QB **Tyrod Taylor** in the first quarter
- **1/7 at JAX:** Saw action in the AFC Wild Card playoff game at Jacksonville, hauling in two receptions for 22 yards (11.0 rec. avg.)

2016 (w/ BUF - 16/7)

Appeared in all 16 games, making seven starts and recording nine receptions for 114 yards (12.7 rec. avg.) ... Also returned two kickoffs for 27 yards (13.5 avg.) and assisted on one special teams tackle

- **9/25 at ARI:** Made his first career NFL start, recording one catch for 28 yards
- **10/16 vs. S.F.:** Registered two receptions for 29 yards (14.5 rec. avg.)

2015 (w/ BUF - 4/0)

Spent the first 12 weeks on the team's practice squad before appearing in four games during his rookie season

- **12/13 at PHI:** Made his first career NFL appearance
- **12/20 at WAS:** Caught his first career pass for a career-long 37 yards

COLLEGE (AT FLORIDA STATE, 2011-14)

• Played in 54 games with 41 starts, amassing 114 receptions for 1,591 yards (14.0 rec. avg.) and 17 TDs for the Seminoles

• Ended career as Florida State's all-time leader in receptions (114), receiving yards (1,591) and touchdowns (17) (among tight ends)

• Started all 14 games as a senior in 2014, collecting 48 receptions for 618 yards (12.9 rec. avg.) and six TDs on his way to John Mackey Award honors, awarded to the nation's top tight end, becoming the first Florida State player to win the award

• Helped lead Florida State to the BCS National Championship as a junior in 2013, starting all 14 games and hauling in 33 receptions for 557 yards (16.9 rec. avg.) and seven TDs

• Played in all 13 games with 11 starts hauling in 21 receptions for 252 yards (12.0 rec. avg.) and three TDs as a sophomore in 2012, recording the most receptions and receiving yards by a Florida State tight end since 2006 and the most receiving TDs since 1994

• Played in all 13 games as a true freshman in 2011, collecting two starts and bringing in 12 receptions for 164 yards (13.7 rec. avg.) and one TD

PERSONAL

- Attended William T. Dwyer (Palm Beach Gardens, Fla.) High School where he hauled in 51 receptions for 875 yards (17.2 rec. avg.) and 12 TDs as a senior, earning All-American, first-team all-country and first-team all-area honors
- Helped team win the state championship as a junior in 2009
- Grandfather is legendary golfer **Jack Nicklaus**

REGULAR SEASON STATISTICS

YEAR	TEAM	GP/GS	NO	YDS	AVG	LG	TD
2015	BUF	4/0	1	37	37.0	37	0
2016	BUF	16/7	9	114	12.7	28	0
2017	BUF	15/5	22	322	14.6	32	2
2018	MIA	12/7	8	86	10.8	19	1
2019	MIA/JAX	7/2	4	37	9.3	19	0
NFL totals: 5 yrs.		54/21	44	596	13.5	37	3

Additional statistics: One special teams tackles in 2016, Two kickoff returns for 27 yards (13.5 avg.) in 2016

Single Game Career Highs

Receptions:

5 (10/8/17 at CIN)

Receiving yards:

58 (10/22/17 vs. T.B.)

Longest reception:

37 (12/20/15 at WAS)

Receiving touchdowns:

1 (three times; Last: 10/14/18 vs. CHI)

POSTSEASON CAREER STATISTICS

YEAR	TEAM	GP/GS	NO	YDS	AVG	LG	TD
2017	BUF	1/0	2	22	11.0	13	0
NFL totals: 5 yrs.		1/0	2	22	11.0	13	0

2019 GAME-BY-GAME STATISTICS

DATE	OPP	RECs	YDS	AVG.	LG	TD
W/ MIA						
9/08	vs. Baltimore	0	0	0.0	0	0
9/15	vs. New England	1	6	6.0	6	0
9/22	at Dallas	1	19	19.0	19	0
9/29	vs. L.A. Chargers	1	9	9.0	9	0
10/6	BYE WEEK					
10/13	vs. Washington	1	3	3.0	3	0
10/20	at Buffalo	0	0	0.0	0	0
10/28	at Pittsburgh	0	0	0.0	0	0
11/03				Not on team		
11/10				Not on team		
11/17				Not on team		
W/ JAX						
11/24	at Tennessee					
12/01	vs. Tampa Bay					
12/08	vs. L.A. Chargers					
12/15	at Oakland					
12/22	at Atlanta					
12/29	vs. Indianapolis					
2019 totals:		4	37	9.2	19	0

46



MATTHEW ORZECH

LONG SNAPPER
6-3 | 246 LBS | 4-12-1995
AZUSA PACIFIC
MENIFEE, CALIFORNIA
ACQ: WAIVERS (BALTIMORE) 2019
EXP: ROOKIE



TRANSACTIONS

Originally signed by Baltimore as an undrafted rookie on May 3, 2019... Waived by Baltimore on 8/30/19... Signed by Jacksonville on 9/1/19

PRO (GAMES PLAYED - 10)

Rookie LS who spent the 2019 offseason with the Ravens before signing with Jacksonville prior to Week 1

2019 (w/ JAX - 10)


- **9/8 vs. K.C.:** Handled the team's long snapping duties in Week 1
- **9/15 at HOU:** Handled the team's long snapping duties in Week 2
- **9/19 vs. TEN:** Handled the team's long snapping duties in Week 3
- **9/29 at DEN:** Handled the team's long snapping duties in Week 4, including on K Josh Lambo's game-winning 33-yard FG
- **10/6 at CAR:** Handled the team's long snapping duties in Week 5
- **10/13 vs. N.O.:** Handled the team's long snapping duties in Week 6
- **10/20 at CIN:** Handled the team's long snapping duties in Week 7
- **10/27 vs. NYJ:** Handled the team's long snapping duties in Week 8
- **11/3 vs. HOU:** Handled the team's long snapping duties in Week 9
- **11/17 at IND:** Handled the team's long snapping duties in Week 11

COLLEGE (AT AZUSA PACIFIC, 2013-18)

- Appeared in 45 games (eight starts) as a TE and special teams player for the Cougars
- As a senior in 2018, tallied eight receptions for 139 yards while also recording seven special teams tackles
- Sat out the 2016 season and missed most of the 2017 campaign (knee)
- As a junior, appeared in all 10 games for the Cougars as a reserve TE and blocking specialist while also handling the long snapping duties
- Played in all 11 games as a sophomore reserve TE in 2014
- Played in 11 games as a long snapper during his freshman campaign in 2013

PERSONAL

- Attended Paloma Valley (Menifee, Calif) High School where he played TE and DE
- As a senior in 2012, helped lead the Wildcats to a 9-4 record, tallying six receptions for 97 yards and one TD along with 55 tackles (18 solo) and 9.0 sacks
- Also lettered two years in baseball as a pitcher and first baseman
- His father, **Matt Orzech**, played football at Iowa State
- Last name pronounced is ORR-zeck



33



DEVINE OZIGBO

RUNNING BACK
6-0 | 225 LBS | 10-2-1996
NEBRASKA
SACHSE, TEXAS
ACQ: WAIVERS (NEW ORLEANS) 2019
EXP: ROOKIE



TRANSACTIONS

Originally signed by New Orleans as an undrafted rookie on 5/6/19... Waived by New Orleans on 8/31/19 ... Claimed off waivers by Jacksonville on 9/1/19

PRO (GAMES PLAYED/STARTED - 4/0)

Rookie RB spent the 2019 offseason with New Orleans before being claimed off waivers by Jacksonville before Week 1

2019 (w/ JAX - 4/0)

- 9/8 vs. K.C.: Inactive
- 9/15 at HOU: Inactive
- 9/19 vs. TEN: Inactive
- 9/29 at DEN: Inactive
- 10/6 at CAR: Appeared in his first career NFL game, seeing action on special teams
- 10/13 vs. N.O.: Saw action on special teams
- 10/20 at CIN: Inactive
- 10/27 vs. NYJ: Inactive
- 11/3 vs. HOU: Saw action on offense and special teams, collecting his first career special teams tackle
- 11/17 at IND: Saw action on offense and special teams

COLLEGE (AT NEBRASKA, 2015-18)

- Was a three-year starter for Nebraska, playing in 41 games with 20 starts and finishing his college career with 419 carries for 2,196 yards (5.2 avg.) and 21 TDs, while also adding 49 receptions for 488 yards (10.0 avg.)
- In 2018, appeared in 12 games and was Nebraska's leading rusher with 155 carries for 1,082 yards (7.0 avg.) and 12 rushing TDs, earning third-team All-Big Ten
- Appeared in 10 games in 2017 and was Nebraska's leading rusher with 129 carries for 493 yards (3.8 avg.) and three TDs, earning honorable mention All-Big Ten honors

PERSONAL

- Attended Sachse (Texas) High School where he earned first-team All-District 11 honors in the 5A ranks for his outstanding play as a senior
- Ranked among the nation's top 60 RBs by Rivals.com, 247 Sports and ESPN
- Participated in track, helping the school earn a top-five district finish in 2014

REGULAR SEASON STATISTICS


YEAR	TEAM	GP/GS	NO	RUSHING				TD	RECEIVING					
				YDS	AVG	LG			NO	YDS	AVG	LG	TD	
2019	JAX	4/0	0	0	0.0	0	0	0	0	0	0.0	0	0	0
NFL totals: 1 yr.			4/0	0	0	0.0	0	0	0	0	0.0	0	0	0

Additional Statistics: One special teams tackle

2019 GAME-BY-GAME STATISTICS

DATE	OPP	RUSHING						RECEIVING					
		NO	YDS	AVG	LG	TD		NO	YDS	AVG	LG	TD	
09/08	vs. Kansas City						Inactive						
09/15	at Houston						Inactive						
09/19	vs. Tennessee						Inactive						
09/29	at Denver						Inactive						
10/06	at Carolina	0	0	-	-	0	0	0	-	-	-	0	
10/13	vs. New Orleans	0	0	-	-	0	0	0	-	-	-	0	
10/20	at Cincinnati						Inactive						
10/27	vs. N.Y. Jets						Inactive						
11/03	vs. Houston	0	0	-	-	0	0	0	-	-	-	0	
BYE WEEK													
11/17	at Indianapolis	0	0	-	-	0	0	0	-	-	-	0	
11/24	at Tennessee												
12/01	vs. Tampa Bay												
12/08	vs. Los Angeles												
12/15	at Oakland												
12/22	at Atlanta												
12/29	vs. Indianapolis												
2019 totals:		0	0	-	-	0	0	0	-	-	-	0	

54



DONALD PAYNE

LINEBACKER
5-11 | 217 LBS | 7-12-1994
STETSON
FAYETTEVILLE, GEORGIA
ACQ: FREE AGENT 2019
EXP: 3RD YEAR



TRANSACTIONS

Originally signed by Baltimore as an undrafted rookie on 4/29/17 ... Waived by Baltimore on 9/2/17 ... Claimed off waivers by Jacksonville on 9/3/17 ... Waived by Jacksonville on 5/9/19 ... Signed to the practice squad by Baltimore on 8/16/19 ... Signed by Jacksonville on 10/22/19

PRO (GAMES PLAYED/STARTED - 24/0)

- Third-year LB has played in 24 career games
- Spent the 2019 preseason with Baltimore before being released and signed by Jacksonville prior to Week 8
- Has totaled 15 career special teams tackles (12 solo) and one fumble recovery

2019 (w/ JAX - 3/0)

Spent the preseason with Baltimore before being released and signed by Jacksonville prior to Week 8

- **10/27 vs. NYJ:** Saw action on special teams
- **11/3 vs. HOU:** Saw action on special teams
- **11/17 at IND:** Saw action on special teams, making one solo tackle and recovering a fumble in the fourth quarter on a punt return, the first of his career

2018 (w/ JAX - 8/0)

Played in eight games for Jacksonville, seeing extensive time on special teams

- **9/9 at NYG:** Saw action on special teams and recovered a muffed punt with 0:54 remaining in the fourth quarter that allowed the offense to run out the clock

2017 (w/ JAX - 13/0)

Saw action in 13 games and led the team with 12 special teams tackles

- **11/12 vs. LAC:** Led the team with three solo special teams tackles

COLLEGE (AT STETSON, 2013-16)

- Three-time Defensive Player of the Year in the Pioneer Football League
- Played in 44 career games and totaled 538 tackles (344 solo), nine INTs, 14.0 sacks, 65.5 tackles for a loss, 42 passes defended, seven forced fumbles, eight fumble recoveries and three blocked kicks
- 2013 Pioneer Football League Defensive Rookie of the Year

PERSONAL

• Attended Landmark Christian (Fayetteville, Ga.) where he was first team All-State as a senior and was also named first team All-Region his final three years

REGULAR SEASON STATISTICS

YEAR	TEAM	GP/GS	TKL	SOLO	ASST	SACKS	FF	FR	PD	TFL	INT
2017	JAX	13/0	1	0	1	0.0	0	0	0	0	0
2018	JAX	8/0	0	0	0	0.0	0	0	0	0	0
2019	JAX	3/0	0	0	0	0.0	0	1	0	0	0
NFL totals: 3 yrs.		24/0	1	0	1	0.0	0	1	0	0	0

Additional Statistics: 15 special teams tackles

Single Game Career Highs

Special teams tackles: 3 (11/12/17 vs LAC) Tackles: 1 (12/17/17 vs. Houston)

POSTSEASON CAREER STATISTICS

YEAR	TEAM	GP/GS	TKL	SOLO	ASST	SACKS	FF	FR	PD
2017	JAX	3/0	0	0	0	0.0	0	0	0
NFL totals: 3 yrs.		3/0	0	0	0	0.0	0	0	0

Additional Statistics: Four special teams tackles

2019 GAME-BY-GAME STATISTICS

DATE	OPP	TKL	SOLO	ASST	SACKS	FF	FR	PD	TFL	INT
09/08	vs. Kansas City									
09/15	at Houston									
09/19	vs. Tennessee									
09/29	at Denver									
10/06	at Carolina									
10/13	vs. New Orleans									
10/20	at Cincinnati									
10/27	vs. N.Y. Jets	0	0	0	0.0	0	0	0	0	0
11/03	vs. Houston	0	0	0	0.0	0	0	0	0	0
	BYE WEEK									
11/17	at Indianapolis	0	0	0	0.0	0	0	0	0	0
11/24	at Tennessee									
12/01	vs. Tampa Bay									
12/08	vs. L.A. Chargers									
12/15	at Oakland									
12/22	at Atlanta									
12/29	vs. Indianapolis									
2019 totals:		0	0	0	0.0	0	0	0	0	0

Additional Statistics: One special teams tackle, one fumble recovery on special teams

76



WILL RICHARDSON JR.

OFFENSIVE LINEMAN
6-6 | 306 LBS | 1-4-1996
NORTH CAROLINA STATE
BURLINGTON, NORTH CAROLINA
ACQ: DRAFTED IN THE FOURTH ROUND (129TH)
EXP: 2ND YEAR



TRANSACTIONS

Originally drafted by Jacksonville in the fourth round (129th overall) of the 2018 NFL Draft ... Placed on injured/reserve on 10/20/18

PRO (GAMES PLAYED - 10/2)

Second-year OL whose rookie season was cut short due to injury in 2018

2019 (w/ JAX - 10/2)

- **9/8 vs. K.C.:** Made his NFL debut with a start at LT
- **9/15 at HOU:** Started at LT
- **9/19 vs. TEN:** Saw 27 snaps at RG
- **9/29 at DEN:** Saw action at RG, rotating with OL **A.J. Cann** and aiding in RB **Leonard Fournette's** career high 225 yards rushing and an average of 7.1 yards per carry and 269 total net rushing yards, the second-most in franchise history
- **10/6 at CAR:** Saw 45 snaps at RG, helping RB **Leonard Fournette** eclipse the 100-yard mark in back-to-back games for the first time since his rookie season in 2017
- **10/13 vs. N.O.:** Saw 21 snaps at RG
- **10/20 at CIN:** Saw snaps at RG
- **10/27 vs. NYJ:** Saw 25 snaps at RG
- **11/3 vs. HOU:** Saw 30 snaps at RG
- **11/17 at IND:** Saw action at RG

2018 (w/ JAX - 0/0)

Inactive for the first five games of the season, before being active in Week 6 but not playing ... Placed on injured reserve on Oct. 20

COLLEGE (AT NORTH CAROLINA STATE, 2014-17)

- Appeared in 34 games with 32 starts at OT for the Wolfpack
- Started all 11 games and was named Second-Team All-ACC by the league and the Atlantic Coast Sports Media Association in 2017 and was part of an offensive line that ranked second in the Power 5 in sacks allowed
- Did not allow a sack during his senior season in 2017

PERSONAL

- Attended Cummings (Burlington, N.C.) High School, where he was a two-time Burlington Times-News All-Region Selection
- Special talents includes beat boxing



74



CAM ROBINSON

OFFENSIVE LINEMAN

6-6 | 320 LBS | 10-9-1995

ALABAMA

WEST MONROE, LOUISIANA

ACQ: SECOND ROUND OF 2017 DRAFT (34TH)

EXP: 3RD YEAR



TRANSACTIONS

Drafted by Jacksonville in the second round (34th overall) of the 2017 draft on choice obtained from Seattle for Jaguars' second-round (35th) and sixth-round (187th overall) picks ... Placed on injured/reserve on 9/17/18

PRO (GAMES PLAYED/STARTED - 25/25, 3/3)

- Third-year LT who started 15 of the team's 16 regular season games and all three postseason games as a rookie in 2017
- Started in the team's first two games in 2018 before suffering a season-ending knee injury

2019 (w/ JAX - 8/8)

- **9/8 vs. K.C.:** Did not play (inactive) due to a right knee injury
- **9/15 at HOU:** Did not play (inactive) due to a right knee injury
- **9/19 vs. TEN:** Saw his first action since a knee injury on 9/16/18 and started at LT, totaling 27 offensive snaps
- **9/29 at DEN:** Started at LT, aiding in RB **Leonard Fournette's** career-high 225 yards rushing and an average of 7.1 yards per carry and 269 total net rushing yards, the second-most in franchise history
- **10/6 at CAR:** Started at LT, helping RB **Leonard Fournette** eclipse the 100 yard mark in back-to-back games for the first time since his rookie season in 2017
- **10/13 vs. N.O.:** Started at LT
- **10/20 at CIN:** Started at LT before exiting the game with a toe injury
- **10/27 vs. NYJ:** Started at LT
- **11/3 vs. HOU:** Started at LT
- **11/17 at IND:** Started at LT

2018 (w/ JAX - 2/2)

Started in the first two games of the season before having his 2018 campaign end early due to injury (knee)

- **9/9 at NYG:** Started at LT and helped the team rush for 137 yards
- **9/16 vs. N.E.:** Started at LT, but left the game in the first quarter and did not return (knee)

2017 (w/ JAX - 15/15, 3/3)

Part of an offensive line that helped the team lead the league in rushing for the first time in franchise history and allowed a franchise low 24 sacks

- **9/10 at HOU:** Made his NFL debut and started at LT and helped pave the way for the team to rush for 155 yards ... Did not allow a sack
- **9/24 vs. BAL:** Started at LT and helped the team rush for 166 yards and did not allow a sack
- **10/1 at NYJ:** Started at LT and helped the team rush for 175 yards
- **10/8 at PIT:** Started at LT and helped the team rush for 231 yards
- **10/15 vs. LAR:** Started at LT and helped the team rush for 169 yards
- **11/5 vs. CIN:** Started at LT helped the team rush for 149 yards ... Part of a unit that did not allow a sack for the third time this season
- **11/12 vs. LAC:** Started at LT and helped the team rush for 135 yards
- **11/19 at CLE:** Started at LT and helped the team rush for 139 yards
- **12/10 vs. SEA:** Started at LT and helped the team rush for 156 yards and did not allow a sack
- **12/17 vs. HOU:** Started at LT and helped the team rush for 138 yards
- **1/14 at PIT:** Started at LT and helped the team rush for 164 yards and did not allow a sack

COLLEGE (AT ALABAMA, 2014-16)

- Started all 43 games at LT during his three seasons
- Paved the way for 28 100-yard rushing performances
- Unanimous All-American Outland Trophy winner, given annually to the nation's top interior lineman on offense or defense and in 2015
- Named to the All-SEC first team by both the conference coaches and the Associated Press
- Earned freshman All-American honors by Sporting News and the Football Writers Association of America

PERSONAL

- Played at West Monroe (Louisiana) High School for Head Coach **Jerry Arledge**
- Parade Magazine All-American
- First-team All-USA selection by the USA Today
- Rated as the No. 2 player in the nation by Scout.com
- ESPN rated him the No. 1 offensive tackle, No. 2 player in the state and No. 2

prospect in the ESPN 300



98



DONTAVIUS RUSSELL

DEFENSIVE TACKLE

6-3 | 320 LBS | 9-18-1995

AUBURN

CARROLLTON, GEORGIA

ACQ: SEVENTH ROUND OF 2019 DRAFT (235TH)

EXP: ROOKIE



TRANSACTIONS

Originally drafted by Jacksonville in the seventh round (235th overall) of the 2019 NFL Draft

PRO (GAMES PLAYED/STARTED - 2/0)

Rookie DT who was drafted by Jacksonville in the seventh round (235th overall) of the 2019 NFL Draft

2019 (w/ JAX - 2/0)

- **9/8 vs. K.C.:** Made his NFL debut, seeing action at DT and registering one tackle
- **9/15 at HOU:** Saw action at DT
- **9/19 vs. TEN:** Inactive
- **9/29 at DEN:** Inactive
- **10/6 at CAR:** Inactive
- **10/13 vs. N.O.:** Inactive
- **10/20 at CIN:** Inactive
- **10/27 vs. NYJ:** Inactive
- **11/3 vs. HOU:** Inactive
- **11/17 at IND:** Inactive

COLLEGE (AT AUBURN, 2015-18)

- Played in 52 collegiate games (49 starts) and made 153 tackles (57 solo), 17 tackles for loss, 6.0 sacks, five passes defensed, one forced fumble and one fumble recovery
- Played in all 13 games as a senior in 2018, registering 36 tackles, six tackles for loss and 1.5 sacks

PERSONAL

- Played at Carrollton (Ga.) High School and recorded 62 tackles, 7.5 tackles for loss and 3.0 sacks as a senior, earning first-team all-state honors
- Uncle, **Dennis Wallace**, played at Auburn
- Majored in health services administration because his mother was a nurse and he was always around a hospital setting growing up

REGULAR SEASON STATISTICS

YEAR	TEAM	GP/GS	TKL	SOLO	ASST	SACKS	FF	FR	PD	TFL
2019	JAX	2/0	1	1	0	0.0	0	0	0	0
NFL totals: 1 yr.		2/0	1	1	0	0.0	0	0	0	0

2019 GAME-BY-GAME STATISTICS

DATE	OPP	TKL	SOLO	ASST	SACKS	FF	FR	PD	TFL
09/08	vs. Kansas City	1	1	0	0.0	0	0	0	0
09/15	at Houston	0	0	0	0.0	0	0	0	0
09/19	vs. Tennessee				Inactive				
09/29	at Denver				Inactive				
10/06	at Carolina				Inactive				
10/13	vs. New Orleans				Inactive				
10/20	at Cincinnati				Inactive				
10/27	vs. N.Y. Jets				Inactive				
11/03	vs. Houston				Inactive				
BYE WEEK									
11/17	at Indianapolis				Inactive				
11/24	at Tennessee								
12/01	vs. Tampa Bay								
12/08	vs. L.A. Chargers								
12/15	at Oakland								
12/22	at Atlanta								
12/29	vs. Indianapolis								
2019 totals:		1	1	0	0.0	0	0	0	0

THE DONTAVIUS RUSSELL FILE

What fans would be surprised to know about him: I really enjoy cooking. I cook for my family all the time. My favorite thing to cook is steak.

On his hidden talents: I really enjoy singing. If you get to close to me, you'll know I sing all the time.

On who is most responsible for getting him to this point: I think my mother and father are probably the most important. They both looked after me with academics and athletics.

On what he would do if he didn't play football: If I was not playing football, I would be working in health care. I really wanted to be a health administrator growing up because my mom was a nurse.

Best advice ever received: Not to listen to what people tell you that you can and can't do.

69



TYLER SHATLEY

OFFENSIVE LINEMAN
6-3 | 310 LBS | 5-5-1991
CLEMSON
ICARD, NORTH CAROLINA
ACQ: ROOKIE FREE AGENT 2014
EXP: 6TH YEAR



TRANSACTIONS

Originally signed by Jacksonville as an undrafted rookie on 5/12/14 ... Re-signed with Jacksonville on 3/29/19

PRO (GAMES PLAYED/STARTED - 72/15, 3/0)

- Sixth-year veteran has appeared in 72 games and made 15 starts during that time
- Was one of three undrafted rookies to make the opening day roster in 2014

2019 (w/ JAX - 10/0)

- 9/8 vs. K.C.: Saw action on special teams
- 9/15 at HOU: Saw action on special teams
- 9/19 vs. TEN: Saw action on special teams
- 9/29 at DEN: Saw action on special teams
- 10/6 at CAR: Saw action on special teams
- 10/13 vs. N.O.: Saw action on special teams
- 10/20 at CIN: Saw action on special teams
- 10/27 vs. NYJ: Saw action on special teams
- 11/3 vs. HOU: Saw action on special teams
- 11/17 at IND: Saw action on special teams

2018 (w/ JAX - 15/6)

Stepped in as the starting center after OL **Brandon Linder** was placed on reserve/injured prior to Week 11

- 11/11 at IND: Saw action at C in relief of OL **Brandon Linder** beginning in the third quarter and did not allow a sack while playing 38 offensive plays
- 11/18 vs. PIT: Started at C and helped the team rush for 179 yards after taking over for C **Brandon Linder** (knee)
- 11/25 at BUF: Started at C and helped the team rush for 226 yards

2017 (w/ JAX - 16/4, 3/0)

Part of an offensive line that helped the team lead the league in rushing for the first time in franchise history and allowed a franchise low 24 sacks

- 11/5 vs. CIN: Started at C helped the team rush for 149 yards ... Part of a unit that did not allow a sack for the third time this season
- 11/12 vs. LAC: Saw extensive action at LG and helped the team rush for 135 yards and served as the team's long snapper on FGs after LS **Matt Overton** exited the game with a shoulder injury ... Snapped for the game-tying and game-winning FGs

2016 (w/ JAX - 16/4)

Made two starts at C and two at LG while seeing action in all 16 games

- 9/25 vs. BAL: Started at C and played in all 66 offensive snaps
- 1/1 at IND: Started at LG, helping the team rush for 182 yards

2015 (w/ JAX - 13/0)

Saw action in 13 games, primarily on special teams

2014 (w/ JAX - 1/0)

Earned spot on opening day roster after joining club as a rookie free agent ... Was inactive for 15 games


- 11/9 vs. DAL: Made NFL debut and played RG for the entire second half

COLLEGE (AT CLEMSON 2009-13)

- Began his career as a fullback for the Tigers, before moving to the defensive line in 2010 and the offensive line in the spring of 2012
- Played in 51 games with 27 starts
- Started 25 games on offense over his final two seasons and registered 60 knockdowns on 1,776 snaps
- As a senior in 2013, was a team captain and earned third-team All-ACC honors
- As a junior in 2013, named a Strength & Conditioning All-American by the NSCA
- Graduated with a degree in civil engineering



94



DAWUANE SMOOT

DEFENSIVE END
6-3 | 264 LBS | 3-2-1995
ILLINOIS
GROVEPORT, OHIO
ACQ: THIRD ROUND OF 2017 DRAFT (68TH)
EXP: THIRD YEAR



TRANSACTIONS

Originally drafted by Jacksonville in the third round (68th overall) of the 2017 NFL Draft

PRO (GAMES PLAYED/STARTED - 34/0, 3/0)

Third-year DE has played in 34 career games

2019 (w/ JAX - 10/0)

- **9/8 vs. K.C.:** Saw action at DE, compiling two solo tackles
- **9/15 at HOU:** Saw action at DE and assisted on one tackle
- **9/19 vs. TEN:** Saw action at DE, posting three tackles (two solo) including his first career sack ... Ended the night with 2.0 sacks
- **9/29 at DEN:** Saw action at DE
- **10/6 at CAR:** Saw action on defense and on special teams
- **10/13 vs. N.O.:** Saw action at DE, compiling two tackles (one solo), including 1.0 sack
- **10/20 at CIN:** Saw action at DE
- **10/27 vs. NYJ:** Saw action at DE, notching two tackles (one solo), including 1.0 sack
- **11/3 vs. HOU:** Saw action at DE and made one solo tackle
- **11/17 at IND:** Saw action at DE, tallying two solo tackles

2018 (w/ JAX - 8/0)

- **11/11 at IND:** Made his season debut and recorded one tackle
- **12/2 vs. IND:** Saw action at DL, posting two tackles (one solo) and two QB hurries
- **12/16 vs. WAS:** Recorded one tackle for loss

2017 (w/ JAX - 16/0, 3/0)

- **9/10 at HOU:** Made his NFL debut and recorded one solo tackle
- **9/24 vs. BAL:** Saw action at DE and recorded two solo tackles
- **10/8 at PIT:** Recorded two tackles (one solo) and one tackle for a loss
- **11/19 at CLE:** Recorded two tackles (one solo) and assisted on one special teams tackle
- **11/26 at ARI:** Recorded two solo tackles and also recorded two solo special teams tackles
- **12/24 at S.F.:** Recorded two tackles (one solo)

COLLEGE (AT ILLINOIS, 2013-16)

- Finished his career with 24 straight starts
- Tied for sixth in Illinois history with 38.5 tackles for a loss and eighth with 16.5 career sacks
- Named team captain as a senior, starting all 12 games at defensive tackle and totaled 56 tackles, 15 for a loss, 10 QB pressures, 5.0 sacks, two forced fumbles and one pass defended
- Recorded 8.0 sacks in his junior year

PERSONAL

- Goes by "D.J."
- Attended Groveport Madison (Ohio) High School
- In his final two seasons, totaled 204 tackles, 24.0 sacks, five forced fumbles, four passes defended and one fumble recovery
- Has his own personal YouTube channel, 'Smoot TV', that chronicles his NFL journey on and off the field
- Earned defensive MVP at Madison his junior and senior years

REGULAR SEASON STATISTICS

YEAR	TEAM	GP/GS	TKL	SOLO	ASST	SACKS	FF	FR	PD	TFL
2017	JAX	16/0	15	11	4	0.0	0	0	0	2
2018	JAX	8/0	4	3	1	0.0	0	0	0	0
2019	JAX	10/0	13	9	4	4.0	0	0	0	4
NFL totals: 3 yrs.		34/0	32	23	9	4.0	0	0	0	6

Single Game Career Highs

Tackles:

4 (11/26/17 at ARI)

Sacks:

2.0 (9/19/19 vs. TEN)

POSTSEASON CAREER STATISTICS

YEAR	TEAM	GP/GS	TKL	SOLO	ASST	SACKS	FF	FR	PD	TFL
2017	JAX	3/0	0	0	0	0.0	0	0	0	0
NFL totals: 3 yrs.		3/0	0	0	0	0.0	0	0	0	0

2019 GAME-BY-GAME STATISTICS

DATE	OPP	TKL	SOLO	ASST	SACKS	FF	FR	PD	TFL
09/08	vs. Kansas City	2	2	0	0.0	0	0	0	0
09/15	at Houston	1	0	1	0.0	0	0	0	0
09/19	vs. Tennessee	3	2	1	2.0	0	0	0	2
09/29	at Denver	0	0	0	0.0	0	0	0	0
10/06	at Carolina	0	0	0	0.0	0	0	0	0
10/13	vs. New Orleans	2	1	1	1.0	0	0	0	1
10/20	at Cincinnati	0	0	0	0.0	0	0	0	0
10/27	vs. N.Y. Jets	2	1	1	1.0	0	0	0	1
11/03	vs. Houston	1	1	0	0.0	0	0	0	0
BYE WEEK									
11/17	at Indianapolis	2	2	0	0.0	0	0	0	0
11/24	at Tennessee								
12/01	vs. Tampa Bay								
12/08	vs. L.A. Chargers								
12/15	at Oakland								
12/22	at Atlanta								
12/29	vs. Indianapolis								
2019 totals:		13	9	4	4.0	0	0	0	4



97



AKEEM SPENCE

DEFENSIVE TACKLE
6-1 | 303 LBS | 11-29-91
ILLINOIS
FORT WALTON BEACH, FLORIDA
ACQ: FREE AGENT 2019
EXP: SEVENTH YEAR



TRANSACTIONS

Originally drafted in the fourth round (100th overall) by Tampa Bay in the 2013 NFL Draft ... Signed by Detroit on 3/9/17 ... Traded by Detroit to Miami on 5/3/18 ... Released by Miami on 8/27/19 ... Signed by Philadelphia on 9/11/19 ... Released by Philadelphia on 10/22/19 ... Signed by Jacksonville on 10/25/19

PRO (GAMES PLAYED/STARTED - 97/57)

Seventh-year DT who has appeared in 97 career games, making 57 starts and amassing 191 tackles (116 solo), 10.5 sacks, four fumble recoveries and one forced fumble

2019 (w/ JAX - 3/0)

Signed by Jacksonville prior to Week 8

- **10/27 vs. NYJ:** Made his Jaguar debut, notching three tackles (one solo)
- **11/3 vs. HOU:** Saw action at DT and made one solo tackle
- **11/17 at IND:** Saw action at DT, compiling three tackles (two solo)

2019 (w/ PHI - 6/0)

Spent Weeks 2-7 with Philadelphia, notching seven tackles (six solo) in six games played

2018 (w/ MIA - 16/16)

Started all 16 games, compiling a season-high 42 tackles (23 solo) and 2.0 sacks

- **11/4 vs. NYJ:** Notched three tackles (two solo) and 2.0 sacks
- **11/25 at IND:** Amassed seven solo tackles and a blocked punt

2017 (w/ DET - 16/11)

Played in all 16 games, making 11 starts, notching 39 tackles (19 solo), 3.0 sacks and one forced fumble

- **10/8 vs. CAR:** Collected three tackles (two solo), 1.0 sack and one forced fumble
- **12/24 at CIN:** Posted a career-high eight tackles

2016 (w/ T.B. - 16/4)

Saw action in 16 games and made four starts ... Compiled 19 tackles (10 solo) and a half sack

- **10/2 vs. DEN:** Made five tackles (one solo) and 0.5 sacks

2015 (w/ T.B. - 8/7)

Played in eight games while making seven starts, posting 11 tackles (eight solo)

2014 (w/ T.B. - 16/5)

Saw action in all 16 games, making five starts ... Compiled 37 tackles (27 solo), a season-high 3.0 sacks and two fumble recoveries

2013 (w/ T.B. - 16/14)

Played in all 16 games during his rookie year, making 14 starts and notching 29 tackles (19 solo), 1.0 sack and one fumble recovery

COLLEGE (AT ILLINOIS, 2009-12)

- Was a three-year starter for the Illini, starting in all 38 games of his college career and compiling 186 tackles (65 solo), 3.5 sacks and two forced fumbles
- Started all 12 games as a junior, contributing 72 tackles (32 solo), 1.0 sack and one forced fumble
- Started all 13 games as a sophomore, notching 69 tackles (18 solo), 1.5 sacks and one forced fumble
- Started all 13 games as a true freshman and compiled 45 tackles (15 solo) and 1.0 sack ... Was awarded first-team Freshman All-American honors

PERSONAL

- Attended Fort Walton Beach (Fla.) High School, where he amassed 80 tackles and 5.0 sacks as a senior and 67 tackles and 2.0 sacks as a junior
- Also threw shot put and discus in track

REGULAR SEASON STATISTICS

YEAR	TEAM	GP/GS	TKL	SOLO	ASST	SACKS	FF	FR	PD	TFL
2013	T.B.	16/14	29	19	10	1.0	0	1	0	2
2014	T.B.	13/5	37	27	10	3.0	0	2	2	4
2015	T.B.	8/7	11	8	3	1.0	0	0	2	1
2016	T.B.	16/4	19	10	9	0.5	0	0	2	2
2017	DET	16/11	39	19	20	3.0	1	0	1	4
2018	MIA	16/16	42	23	19	2.0	0	1	0	6
2019	PHI/JAX	9/0	14	10	4	0.0	0	0	0	0
NFL totals: 7 yrs.		97/57	191	116	75	10.5	1	4	0	19

Single Game Career Highs

Tackles:

8 (9/4/14 vs. SEA)

Sacks:

2.0 (11/4/18 vs. NYJ)

Forced Fumbles:

1 (10/8/17 vs. CAR)

Fumble recoveries:

1 (three times; last: 12/14/14 at CAR)

2019 GAME-BY-GAME STATISTICS

DATE	OPP	TKL	SOLO	ASST	SACKS	FF	FR	PD	TFL
09/08	vs. Kansas City	Not on team							
W/ PHI									
09/15	at Atlanta	0	0	0	0.0	0	0	0	0
09/22	vs. Detroit	3	3	0	0.0	0	0	0	0
09/26	at Green Bay	0	0	0	0.0	0	0	0	0
10/06	vs. N.Y. Jets	1	1	0	0.0	0	0	0	0
10/13	at Minnesota	1	1	0	0.0	0	0	0	0
10/20	at Dallas	2	1	1	0.0	0	0	0	0
W/ JAX									
10/27	vs. N.Y. Jets	3	1	2	0.0	0	0	0	0
11/03	vs. Houston	1	1	0	0.0	0	0	0	0
BYE WEEK									
11/17	at Indianapolis	3	2	1	0.0	0	0	0	0
11/24	at Tennessee								
12/01	vs. Tampa Bay								
12/08	vs. Los Angeles								
12/15	at Oakland								
12/22	at Atlanta								
12/29	vs. Indianapolis								
2019 totals:		14	10	4	0.0	0	0	0	0

75



JAWAAN TAYLOR

OFFENSIVE LINEMAN

6-5 | 312 LBS | 11-25-1997

FLORIDA

COCOA, FLORIDA

ACQ: SECOND ROUND OF 2019 DRAFT (35TH)

EXP: ROOKIE



TRANSACTIONS

Originally drafted by Jacksonville in the second round (35th overall) of the 2019 NFL Draft

PRO (GAMES PLAYED/STARTED - 10/10)

Rookie OL was drafted by Jacksonville in the second round (35th overall) of the 2019 NFL Draft

2019 (w/ JAX - 10/10)

- **9/8 vs. K.C.:** Started at RT in his NFL debut
- **9/15 at HOU:** Started at RT
- **9/19 vs. TEN:** Started at RT and played all 54 offensive snaps
- **9/29 at DEN:** Started at RT, aiding in RB **Leonard Fournette's** career-high 225 yards rushing and an average of 7.1 yards per carry and 269 total net rushing yards, the second-most in franchise history
- **10/6 at CAR:** Started at RT, helping RB **Leonard Fournette** eclipse the 100 yard mark in back-to-back games for the first time since his rookie season in 2017
- **10/13 vs. N.O.:** Started at RT
- **10/20 at CIN:** Started at RT, paving the way for RB **Leonard Fournette's** 131 yards rushing
- **10/27 vs. NYJ:** Started at RT
- **11/3 vs. HOU:** Started at RT
- **11/17 at IND:** Started at RT

COLLEGE (AT FLORIDA, 2016-18)

- Did not miss a game in his three-year career for the Gators, playing in all 37 games with 35 starts (33 at RT, 2 at LT)
- Was part of a Gator offensive line in 2018 that allowed 18 sacks, the 20th-fewest in the NCAA and third-fewest in the SEC, garnering Second Team All-SEC accolades from Athlon Sports
- Declared for the NFL Draft following his junior season

PERSONAL

- Attended Cocoa (Fla.) High School
- Member of the 2015 Florida Class 4A First Team All-State
- As a senior, helped his team to a 10-3 record and reach the Class 4A State Semifinals
- Son of Robert and **Wendy Taylor**



THE JAWAAN TAYLOR FILE

On what would surprise fans about him: I've been playing drums since I was six years old at my church. My grandmother was pastor of the church, so I picked it up and started playing. I play every time I go back to church.

On his hidden talent: Fishing.

On who is most responsible for getting him to this point: Family. My parents and my big brother. They're my support system.

On his nickname growing up: Growing up, my mom called me Waany after Juwan Howard.

On what animal he would be: Lion.

On what he would do if he didn't play football: I would love to work with kids. I also love sports broadcasting.

On the current Jaguars he looks up to: Cam Robinson, Taven Bryan and Calais Campbell

NOTE THE QUOTE: ON OL JAWAAN TAYLOR

"To be able to have Jawaan Taylor at the top of the second round, for us, you talk about something that really, legitimately made the draft and put us in the position where we would have two first rounders for our first two picks. To set that up and then to have Jawaan and be able to do something about that – move up three spots and take him. We just knew at the start of the second round that we could not afford to let him get away as long as he was sitting right there. We didn't think he would make it there, but he did."

- EVP of Football Operations **Tom Coughlin**



13



MICHAEL WALKER

WIDE RECEIVER
5-11 | 194 LBS | 10-29-96
BOSTON COLLEGE
NAPLES, FLORIDA
ACQ: PRACTICE SQUAD 2019
EXP: ROOKIE



TRANSACTIONS

Signed by Jacksonville as an undrafted rookie on 5/10/19 ... Released by Jacksonville on 8/31/19 ... Signed by Jacksonville to the practice squad on 9/1/19 ... Promoted to Jacksonville's 53-man roster on 11/2/19

PRO (GAMES PLAYED/STARTED - 2/0)

Rookie WR who spent Weeks 1-8 on the team's practice squad before being activated to the 53-man roster prior to Week 9

2019 (w/ JAX - 2/0)

Spent Weeks 1-8 on Jacksonvilles practice squad

- **11/3 vs. HOU:** Made his NFL debut, returning two punts for 8 yards (4.0 avg.) and two kickoffs for 40 yards (20.0 avg.) with a long return of 22 yards
- **11/17 at IND:** Saw action on special teams, returning one kickoff for 23 yards

COLLEGE (AT BOSTON COLLEGE, 2015-18)

- Played in 50 games at Boston College and registered 71 receptions for 847 yards and five TDs for the Eagles
- Also served as a returner, returning 106 kickoffs for 2,656 yards and 48 punt returns for 636 yards and one TD
- Caught 17 passes for 218 yards, carried the ball 10 times for 57 yards and posted 40 kick returns for 1,020 yards and 274 yards as a senior in 2018, earning second-team All-ACC honors as a returner

PERSONAL

- Attended Naples (Fla.) High School and was named the Naples Daily News Offensive Player of the Year as a senior
- Father, Mike, played football at Connecticut and uncle, Pete, played 11 seasons in the MLB

REGULAR SEASON STATISTICS

YEAR	TEAM	GP/GS	RECs	YDS	AVG.	LG	TD
2019	JAX	2/0	0	0	-	-	0
NFL totals: 1 yr.		2/0	0	0	-	-	0

2019 GAME-BY-GAME STATISTICS

DATE	OPP	RECs	YDS	AVG.	LG	TD
09/08	vs. Kansas City			Practice Squad		
09/15	at Houston			Practice Squad		
09/19	vs. Tennessee			Practice Squad		
09/29	at Denver			Practice Squad		
10/06	at Carolina			Practice Squad		
10/13	vs. New Orleans			Practice Squad		
10/20	at Cincinnati			Practice Squad		
10/27	vs. N.Y. Jets			Practice Squad		
11/03	vs. Houston	0	0	-	-	0
BYE WEEK						
11/17	at Indianapolis	0	0	-	-	0
11/24	at Tennessee					
12/01	vs. Tampa Bay					
12/08	vs. L.A. Chargers					
12/15	at Oakland					
12/22	at Atlanta					
12/29	vs. Indianapolis					
2019 totals:		0	0	-	-	0

KICK RETURNS

DATE	GAME	NO.	YDS	AVG.	LG	TD
09/08	vs. Kansas City			Practice Squad		
09/15	at Houston			Practice Squad		
09/19	vs. Tennessee			Practice Squad		
09/29	at Denver			Practice Squad		
10/06	at Carolina			Practice Squad		
10/13	vs. New Orleans			Practice Squad		
10/20	at Cincinnati			Practice Squad		
10/27	vs. N.Y. Jets			Practice Squad		
11/03	vs. Houston	2	40	20.0	22	0
BYE WEEK						
11/17	at Indianapolis	1	23	23.0	23	0
11/24	at Tennessee					
12/01	vs. Tampa Bay					
12/03	vs. Indianapolis					
12/08	vs. L.A. Chargers					
12/15	at Oakland					
12/22	at Atlanta					
12/29	vs. Indianapolis					
2019 totals:		3	63	21.0	23	0

PUNT RETURNS

DATE	GAME	NO.	YDS	AVG.	LG	TD
09/08	vs. Kansas City			Practice Squad		
09/15	at Houston			Practice Squad		
09/19	vs. Tennessee			Practice Squad		
09/29	at Denver			Practice Squad		
10/06	at Carolina			Practice Squad		
10/13	vs. New Orleans			Practice Squad		
10/20	at Cincinnati			Practice Squad		
10/27	vs. N.Y. Jets			Practice Squad		
11/03	vs. Houston	2	8	4.0	7	0
BYE WEEK						
11/17	at Indianapolis	0	0	0.0	0	0
11/24	at Tennessee					
12/01	vs. Tampa Bay					
12/03	vs. Indianapolis					
12/08	vs. L.A. Chargers					
12/15	at Oakland					
12/22	at Atlanta					
12/29	vs. Indianapolis					
2019 totals:		2	8	4.0	7	0

40



BRANDON WATSON

CORNERBACK
5-11 | 198 LBS | 7-11-1995
MICHIGAN
WILMINGTON, DELAWARE
ACQ: PRACTICE SQUAD 2019
EXP: ROOKIE



TRANSACTIONS

Signed by Jacksonville as an undrafted rookie on 5/10/19 ... Released by Jacksonville on 8/31/19 ... Signed by Jacksonville to the practice squad on 9/1/19 ... Promoted to Jacksonville's 53-man roster on 10/30/19

PRO (GAMES PLAYED/STARTED - 2/0)

Rookie CB who spent Weeks 1-8 on the team's practice squad before being activated to the 53-man roster prior to Week 9

2019 (w/ JAX - 2/0)

Spent Weeks 1-8 on Jacksonvilles practice squad

- **11/3 vs. HOU:** Made his NFL debut, playing 19 snaps on special teams
- **11/17 at IND:** Collected his first career special teams tackle

COLLEGE (AT MICHIGAN, 2015-18)

- Appeared in 51 games for Michigan, totaling 79 tackles, 18 passes defended and three INTs (two returned for a TD) for the Wolverines
- Played in all 13 games at DB and contributed on special teams in 2018, amassing a total of 38 tackles and returned two of his three interceptions for touchdowns
- One of four players in program history with multiple interceptions returned for touchdowns

PERSONAL

- Attended Eastern (Elkton, Md.) Christian Academy

REGULAR SEASON STATISTICS

YEAR	TEAM	GP/GS	TKL	SOLO	ASST	SACKS	FF	FR	PD	INT
2019	JAX	2/0	0	0	0	0.0	0	0	0	0
NFL totals: 1 yr.		2/0	0	0	0	0.0	0	0	0	0

2019 GAME-BY-GAME STATISTICS

DATE	OPP	TKL	SOLO	ASST	SACKS	FF	FR	PD	INT
09/08	vs. Kansas City				Practice squad				
09/15	at Houston				Practice squad				
09/19	vs. Tennessee				Practice squad				
09/29	at Denver				Practice squad				
10/06	at Carolina				Practice squad				
10/13	vs. New Orleans				Practice squad				
10/20	at Cincinnati				Practice squad				
10/27	vs. N.Y. Jets				Practice squad				
11/03	vs. Houston	0	0	0	0.0	0	0	0	0
	BYE WEEK								
11/17	at Indianapolis	0	0	0	0.0	0	0	0	0
11/24	at Tennessee								
12/01	vs. Tampa Bay								
12/08	vs. Los Angeles								
12/15	at Oakland								
12/22	at Atlanta								
12/29	vs. Indianapolis								
2019 totals:		0	0	0	0.0	0	0	0	0

Additional Statistics: One special teams tackle

12



DEDE WESTBROOK

WIDE RECEIVER

6-0 | 178 LBS | 11-21-1993

OKLAHOMA

CAMERON, TEXAS

ACQ: FOURTH ROUND OF 2017 DRAFT (110TH)

EXP: THIRD YEAR



TRANSACTIONS

Drafted by Jacksonville in the fourth round (110th overall) of the 2017 draft ... Placed on injured/reserve on 9/8/17 ... Activated to the 53-man roster on 11/18/17

PRO (GAMES PLAYED/STARTED - 32/22, 3/3)

Career totals include 129 receptions for 1,471 yards and seven TDs

2019 (w/ JAX - 9/8)

- **9/8 vs. K.C.:** Started at WR, hauling in five receptions for 30 yards (6.0 avg) and one TD
- **9/15 at HOU:** Started at WR and recorded one reception for 3 yards
- **9/19 vs. TEN:** Caught five passes for 46 yards (9.2 avg.)
- **9/29 at DEN:** Recorded a team-high five receptions for 66 yards (13.2 avg.)
- **10/6 at CAR:** Hauled in seven receptions for 82 yards (11.7 avg.)
- **10/13 vs. N.O.:** Caught three passes for 53 yards (17.7 avg.)
- **10/20 at CIN:** Started at WR, hauling in six receptions for a season-high 103 yards (17.2 avg.) ... Added 14 rushing yards on two attempts (7.0 avg.)
- **10/27 vs. NYJ:** Started at WR and returned two punts for 22 yards (11.0 avg) before leaving the game due to injury (neck/shoulder)
- **11/3 vs. HOU:** Inactive due to a neck/shoulder injury
- **11/17 at IND:** Started at WR, catching four passes for 32 yards (8.0 rec. avg.)

2018 (w/ JAX - 16/9)

- Led the team with 66 receptions for 717 receiving yards and five receiving TDs ... Returned 19 punts for 266 yards (14.0 avg.)
- **9/16 vs. N.E.:** Recorded four receptions for 82 yards, including a career-long 61-yard TD reception, which stretched the lead to 18 with 7:35 remaining in the game
 - **9/30 vs. NYJ:** Started at WR and led the team in receiving with nine receptions for a career-high 130 yards (14.4 rec. avg.) and rushed once for 11 yards ... First 100-yard receiving performance of his career
 - **12/16 vs. WAS:** Caught three passes for 21 yards and rushed once for 20 yards ... Returned three punts for 84 yards, including a 74-yard punt return for a TD, which is tied for the third-longest punt return TD in franchise history

2017 (w/ JAX - 7/5, 5/3)

- Activated to the 53-man active roster prior to the team's Week 11 game at Cleveland ... Totaled 27 receptions for 339 yards and one TD in seven games
- **11/26 at ARI:** Led the team with six receptions for 41 yards
 - **12/3 vs. IND:** Made his first career start at WR and recorded six receptions for 78 yards
 - **12/10 vs. SEA:** Started at WR and recorded five receptions for 81 yards and his first career TD, an 18-yard catch in the third quarter

COLLEGE (AT OKLAHOMA, 2015-16)

- Finished career ranked fourth in school history with nine 100-yard receiving games, tied for sixth with 21 TD receptions, seventh with 2,267 career receiving yards and 12th with 126 career receptions, despite playing just two seasons
- One of five Heisman Trophy finalists (along with former OU teammate and current Cleveland QB **Baker Mayfield**) in 2016
- Won the Biletnikoff Award in 2016, given to the nation's most outstanding receiver after he set the OU single-season record with 17 TDs
- Led all Power 5 players in receiving yards (1,524) and receiving TDs per game (1.31) while ranking third in receiving yards per game (117.2)
- Named Big 12 Offensive Newcomer of the Year by league's coaches in 2015
- Started his collegiate career at Blinn (Brenham, Texas) Community College, where he ranked second in the nation with 76 receptions and led junior college ranks with 1,487 yards and 13 TDs in eight games

PERSONAL

- Attended Cameron Yoe (Texas) High School
- Started his own clothing company, Go Crazy, which was inspired by his mother telling him to 'go crazy' in all of his life endeavors in order to be successful

REGULAR SEASON STATISTICS

YEAR	TEAM	GP/GS	RECs	YDS	AVG.	LG	TD
2017	JAX	7/5	27	339	12.6	29	1
2018	JAX	16/9	66	717	10.9	61t	5
2019	JAX	9/8	36	415	11.5	33	1
NFL totals: 3 yrs.		32/22	129	1,471	11.4	61t	7

Additional statistics: 13 carries for 118 yards rushing

Single Game Career Highs

Receptions:
9 (9/30/18 vs. NYJ)

Receiving yards:
130 (9/30/18 vs. NYJ)

Longest reception:
61t (9/16/18 vs. N.E.)

Receiving touchdowns:
1 (seven times, last: 9/8/19 vs. K.C.)

POSTSEASON CAREER STATISTICS

YEAR	TEAM	GP/GS	RECs	YDS	AVG.	LG	TD
2017	JAX	3/3	7	85	12.1	29	0
NFL totals: 2 yrs.		3/3	7	85	12.1	29	0

2019 GAME-BY-GAME STATISTICS

DATE	OPP	RECs	YDS	AVG.	LG	TD
09/08	vs. Kansas City	5	30	6.0	15t	1
09/15	at Houston	1	3	3.0	0	0
09/19	vs. Tennessee	5	46	9.2	28	0
09/29	at Denver	5	66	13.2	32	0
10/06	at Carolina	7	82	11.7	30	0
10/13	vs. New Orleans	3	53	17.7	23	0
10/20	at Cincinnati	6	103	17.2	33	0
10/27	vs. N.Y. Jets	0	0	-	-	0
11/03	vs. Houston	Inactive (neck/shoulder)				
BYE WEEK						
11/17	at Indianapolis	4	32	8.0	15	0
11/24	at Tennessee					
12/01	vs. Tampa Bay					
12/08	vs. L.A. Chargers					
12/15	at Oakland					
12/22	at Atlanta					
12/29	vs. Indianapolis					
2019 totals:		36	415	11.5	33	1

PUNT RETURNS

DATE	GAME	NO.	YDS	AVG.	LG	TD
09/08	vs. Kansas City	0	0	0.0	0	0
09/15	at Houston	2	3	1.5	3	0
09/19	vs. Tennessee	2	11	5.5	9	0
09/29	at Denver	2	5	2.5	5	0
10/06	at Carolina	3	17	5.7	15	0
10/13	vs. New Orleans	1	0	0.0	0	0
10/20	at Cincinnati	3	15	5.0	15	0
10/27	vs. N.Y. Jets	2	22	11.0	24	0
11/03	vs. Houston	Inactive (neck/shoulder)				
	BYE WEEK					
11/17	at Indianapolis	0	0	0.0	0	0
11/24	at Tennessee					
12/01	vs. Tampa Bay					
12/03	vs. Indianapolis					
12/08	vs. L.A. Chargers					
12/15	at Oakland					
12/22	at Atlanta					
12/29	vs. Indianapolis					
2019 totals:		15	73	4.9	24	0

56



QUINCY WILLIAMS

LINEBACKER
5-11 | 225 LBS | 8-28-1996
MURRAY STATE
BIRMINGHAM, ALABAMA
ACQ: THIRD ROUND OF 2019 DRAFT (98TH)
EXP: ROOKIE



TRANSACTIONS

Originally drafted by Jacksonville in the third round (98th overall) of the 2019 NFL Draft

PRO (GAMES PLAYED/STARTED - 8/5)

Rookie LB was drafted by Jacksonville in the the third round (98th overall) of the 2019 NFL Draft

2019 (w/ JAX - 8/5)

- **9/8 vs. K.C.:** Made his NFL debut with a start at LB, registering four tackles and one TFL
- **9/15 at HOU:** Started at LB and led the team with eight tackles (six solo)
- **9/19 vs. TEN:** Started at LB, amassing eight tackles (four solo)
- **9/29 at DEN:** Started at WLB, posting eight tackles (four solo)
- **10/6 at CAR:** Started at WLB, collecting three tackles (one solo)
- **10/13 vs. N.O.:** Saw action on special teams
- **10/20 at CIN:** Saw action at LB and posted two solo tackles
- **10/27 vs. NYJ:** Inactive due to a hamstring injury
- **11/3 vs. HOU:** Inactive due to a hamstring injury
- **11/17 at IND:** Saw action on special teams

COLLEGE (AT MURRAY STATE, 2015-18)

- Played in 43 games at Murray State and registered 231 tackles (142 solo), 18 tackles for loss, nine passes defended, three forced fumbles, three INTs and one fumble recovery.
- Earned First-Team All-Ohio Valley Conference honors as a senior in 2018, recording a team-leading 111 tackles (78 solo), 9.5 tackles for loss, six passes defended, two INTs and two forced fumbles ... Williams' 7.1 solo tackles per game ranked second in the FCS
- Played in 11 games with 10 starts in 2017 as a junior, finishing fourth on the team with 57 tackles

PERSONAL

- Played at Wenonah (Ala.) High School and earned Birmingham Athletic Partnership Defensive Player of the Year as a senior
- Quincy Williams' younger brother, **Quinnen Williams**, attended Alabama and was selected by the New York Jets with the No. 3 overall selection in 2019
- Grew up swimming competitively and competed in the junior olympics

REGULAR SEASON STATISTICS

YEAR	TEAM	GP/GS	TKL	SOLO	ASST	SACKS	FF	FR	PD	TFL	INT
2019	JAX	8/5	33	21	12	0.0	0	0	0	1	0
NFL totals: 1 yr.		8/5	33	21	12	0.0	0	0	0	1	0

Single Game Career Highs

Tackles:

8 (three times; last: 9/29/19 at DEN)

Tackles for loss:

1 (9/8/19 vs. K.C.)

NOTE THE QUOTE: ON LB QUINCY WILLIAMS

"Athletically, 4.51 [40-yard dash], 39.5 [inches] vertical jump, 10.4 [feet] standing broad jump, low, really low 4s in terms of his 20-yard shuttle. A guy who you see him on film and see him go sideline to sideline with hits. The obvious comparison is the ability to play on special teams, so we're excited about that ... He's a run-and-hit guy. Fast. Very athletic. You can visualize him as an outstanding special teamer. He has been in coverage. He really did play a lot like a strong safety."

- EVP of Football Operations **Tom Coughlin**

2019 GAME-BY-GAME STATISTICS

DATE	OPP	TKL	SOLO	ASST	SACKS	FF	FR	PD	TFL
09/08	vs. Kansas City	4	4	0	0.0	0	0	0	1
09/15	at Houston	8	6	2	0.0	0	0	0	0
09/19	vs. Tennessee	8	4	4	0.0	0	0	0	0
09/29	at Denver	8	4	4	0.0	0	0	0	0
10/06	at Carolina	3	1	2	0.0	0	0	0	0
10/13	vs. New Orleans	0	0	0	0.0	0	0	0	0
10/20	at Cincinnati	2	2	0	0.0	0	0	0	0
10/27	vs. N.Y. Jets				Inactive (hamstring)				
11/03	vs. Houston				Inactive (hamstring)				
BYE WEEK									
11/17	at Indianapolis	0	0	0	0.0	0	0	0	0
11/24	at Tennessee								
12/01	vs. Tampa Bay								
12/08	vs. L.A. Chargers								
12/15	at Oakland								
12/22	at Atlanta								
12/29	vs. Indianapolis								
2019 totals:		33	21	12	0.0	0	0	0	1

THE QUINCY WILLIAMS FILE

Hidden talents: Swimming and that I like to cook.

On the first thing he will buy with his first paycheck: I'm a huge car person, so probably a car.

On who is most responsible for getting him to this point: My grandad and my siblings. My grandad fought in the Vietnam War, so he has that "get it done" mindset.

On what animal he would be: I would probably be a shark because I love swimming and they are fierce.

On the best advice he ever received: "Get it done" from my grandad.

On what he would do if he didn't play football: I would want to do pharmaceutical sales. I like meeting new people, so that's why I would want to do sales.



"People had their own opinions and all of that [when I was drafted]. I'm just here to answer the question of, 'Who is Quincy Williams?'"

- LB Quincy Williams

26



JARROD WILSON

SAFETY

6-2 | 210 LBS | 2-9-1994

MICHIGAN

AKRON, OHIO

ACQ: ROOKIE FREE AGENT 2016

EXP: 4TH YEAR



TRANSACTIONS

Originally signed by Jacksonville as an undrafted rookie on 5/1/16

PRO (GAMES PLAYED/STARTED - 57/12, 3/0)

Fourth-year S who has appeared in 57 games, making 12 starts

2019 (w/ JAX - 10/10)

Has appeared on every defensive snap this season, leading the team with 590 total snaps played

- **9/8 vs. K.C.:** Started at SS and recorded five tackles, tied for the team-lead
- **9/15 at HOU:** Started at SS, amassing eight tackles (four solo), including two TFL and added one pass defended
- **9/19 vs. TEN:** Started at FS and notched four tackles (two solo)
- **9/29 at DEN:** Started at FS, posting six tackles (four solo), also adding two special teams tackles
- **10/6 at CAR:** Started at FS, collecting four tackles (two solo) and one TFL
- **10/13 vs. N.O.:** Started at FS
- **10/20 at CIN:** Started at FS and amassed five tackles (four solo)
- **10/27 vs. NYJ:** Started at FS, notching four solo tackles
- **11/3 vs. HOU:** Started at FS, posting four solo tackles and a forced fumble which prevented a TD in the fourth quarter
- **11/17 at IND:** Started at FS, amassing five tackles (four solo), one pass defended and his first career INT, and one special teams tackle

2018 (w/ JAX - 16/2)

Appeared in all 16 games for the second time in his career and recorded a career-high 16 tackles and two passes defended ... Added five special teams tackles

- **12/23 at MIA:** Made his first career start at SS and recorded three tackles
- **12/30 at HOU:** Started at SS and recorded six tackles, including one for a loss, and one pass defended ... Also collected one solo tackle on special teams

2017 (w/ JAX - 15/0, 3/0)

Saw action in 15 games and recorded eight special teams tackles

- **11/19 at CLE:** Saw action at S and on special teams, recovering one fumble in the third quarter on CLE S **Jabrill Peppers'** muffed punt
- **1/14 at PIT:** Recorded two passes defended in relief of S **Tashaun Gipson Sr.**, who left the game with a foot injury and did not return

2016 (w/ JAX - 16/0)

- **9/11 vs. GB:** Made his NFL and Jaguars debut and played 12 snaps on special teams

COLLEGE (AT MICHIGAN, 2012-15)

- Four-year letterman for the Wolverines
- Appeared in 48 games with 31 starts during his time in Ann Arbor
- Career totals include 169 tackles, seven passes defended, four INTs, four TFL, one forced fumble and one fumble recovery
- Named a 2015 All-Big Ten honorable mention
- As a senior in 2015, started all 13 games at safety
- As a junior in 2014, started 10 games at safety and totaled 50 tackles and one forced fumble
- Majored in general studies in the College of Literature, Science and the Arts

PERSONAL

- Attended Akron Buchtel (Ohio) High School where he played for former Michigan RB **Ricky Powers**
- Registered 71 tackles and three INTs, including one pick six, as a senior in 2011 en route to first-team All-State honors
- Also lettered in basketball
- His uncle, **Dave Young**, played at Purdue and for the Baltimore Colts

REGULAR SEASON STATISTICS

YEAR	TEAM	GP/GS	TKL	SOLO	ASST	SACKS	FF	FR	PD	INT
2016	JAX	16/0	2	2	0	0.0	0	0	0	0
2017	JAX	15/0	3	3	0	0.0	0	0	0	0
2018	JAX	16/2	16	14	2	0.0	1	0	2	0
2019	JAX	10/10	45	33	12	0.0	1	0	2	1
NFL totals: 4 yrs.		57/12	66	52	14	0.0	2	0	4	1

Single Game Career Highs

Tackles:

9 (9/15/19 at HOU)

Tackles for loss:

2 (9/15/19 at HOU)

Forced fumbles:

1 (two times; last: 11/3/19 vs. HOU)

Fumble recoveries:

1 (11/19/17 at CLE)

Passes defended:

1 (four times; last: 11/17/19 at IND)

Interceptions:

1 (11/17/19 at IND)

Additional statistics: Three tackles for loss, three special teams tackles

POSTSEASON CAREER STATISTICS

YEAR	TEAM	GP/GS	TKL	SOLO	ASST	SACKS	FF	FR	PD	INT
2017	JAX	3/0	0	0	0	0.0	0	0	2	0
NFL totals: 4 yrs.		3/0	0	0	0	0.0	0	0	2	0

2019 GAME-BY-GAME STATISTICS

DATE	OPP	TKL	SOLO	ASST	SACKS	FF	FR	PD	INT
09/08	vs. Kansas City	5	5	0	0.0	0	0	0	0
09/15	at Houston	8	4	4	0.0	0	0	1	0
09/19	vs. Tennessee	4	2	2	0.0	0	0	0	0
09/29	at Denver	6	4	2	0.0	0	0	0	0
10/06	at Carolina	4	2	2	0.0	0	0	0	0
10/13	vs. New Orleans	0	0	0	0.0	0	0	0	0
10/20	at Cincinnati	5	4	1	0.0	0	0	0	0
10/27	vs. N.Y. Jets	4	4	0	0.0	0	0	0	0
11/03	vs. Houston	4	4	0	0.0	1	0	0	0
BYE WEEK									
11/17	at Indianapolis	5	4	1	0.0	0	0	1	1
11/24	at Tennessee								
12/01	vs. Tampa Bay								
12/08	vs. L.A. Chargers								
12/15	at Oakland								
12/22	at Atlanta								
12/29	vs. Indianapolis								
2019 totals:		45	33	12	0.0	1	0	2	1



42



ANDREW WINGARD

SAFETY
6-0 | 209 LBS | 12-5-1996
WYOMING
ARVADA, COLORADO
ACQ: ROOKIE FREE AGENT 2019
EXP: ROOKIE



TRANSACTIONS

Originally signed by Jacksonville as an undrafted rookie on May 10, 2019

PRO (GAMES PLAYED/STARTED - 10/0)

Rookie S who leads the team with seven special teams tackles

2019 (w/ JAX - 10/0)

- **9/8 vs. K.C.:** Made his NFL debut, seeing action at S and on special teams, and totaled one solo tackle and two special teams tackles
- **9/15 at HOU:** Saw action on special teams, making one tackle
- **9/19 vs. TEN:** Saw action on special teams, playing in 22 snaps
- **9/29 at DEN:** Saw action on special teams and assisted on one special teams tackle
- **10/6 at CAR:** Saw action on defense and special teams, assisting on a defensive tackle and recording a solo tackle on special teams
- **10/13 vs. N.O.:** Saw action on defense and special teams, notching a solo tackle on defense while adding a special teams tackle
- **10/20 at CIN:** Saw action on special teams
- **10/27 vs. NYJ:** Saw action on special teams, making one special teams tackle
- **11/3 vs. HOU:** Saw action on special teams
- **11/17 at IND:** Saw action on special teams

COLLEGE (AT WYOMING, 2015-18)

- Played at Wyoming from 2015-18 and finished second in school history with 454 tackles while adding 18 passes defended, 10 INTs and five forced fumbles
- Recorded 87 tackles (46 solo), three passes defended and two INTs as a senior in 2018, earning first-team All-Mountain West honors
- Named first-team All-Mountain West as a junior in 2017 after totaling 114 tackles and a career-high five INTs
- Recorded 131 total tackles in 2016, which ranked fourth in the FBS and first in the Mountain West
- Played in all 12 games (11 starts) as a freshman in 2015 and registered 122 total tackles
- His 6.9 solo tackles per game ranked No. 1 in the Mountain West and No. 4 in the NCAA

PERSONAL

- Attended Ralston Valley (Arvada, Colo.) High School and rushed for 1,653 yards on 190 carries in his senior season
- Earned first-team All-State honors after totaling 2,702 all-purpose yards
- Father, Dan, was a punter at the University of Nebraska
- Avid skier and golfer

REGULAR SEASON STATISTICS

YEAR	TEAM	GP/GS	TKL	SOLO	ASST	SACKS	FF	FR	PD	INT
2019	JAX	10/0	3	2	1	0.0	0	0	0	0
NFL totals: 1 yr.		10/0	3	2	1	0.0	0	0	0	0

Additional statistics: Seven special teams tackles in 2019

2019 GAME-BY-GAME STATISTICS

DATE	OPP	TKL	SOLO	ASST	SACKS	FF	FR	PD	INT
09/08	vs. Kansas City	1	1	0	0.0	0	0	0	0
09/15	at Houston	0	0	0	0.0	0	0	0	0
09/19	vs. Tennessee	0	0	0	0.0	0	0	0	0
09/29	at Denver	0	0	0	0.0	0	0	0	0
10/06	at Carolina	1	0	1	0.0	0	0	0	0
10/13	vs. New Orleans	1	1	0	0.0	0	0	0	0
10/20	at Cincinnati	0	0	0	0.0	0	0	0	0
10/27	vs. N.Y. Jets	0	0	0	0.0	0	0	0	0
11/03	vs. Houston	0	0	0	0.0	0	0	0	0
BYE WEEK									
11/17	at Indianapolis	0	0	0	0.0	0	0	0	0
11/24	at Tennessee								
12/01	vs. Tampa Bay								
12/08	vs. L.A. Chargers								
12/15	at Oakland								
12/22	at Atlanta								
12/29	vs. Indianapolis								
2019 totals:		3	2	1	0.0	0	0	0	0





RECORD BOOK

TEAM RECORDS



WINS / LOSSES

REGULAR SEASON RECORD

174-220

HOME RECORD

105-92

ROAD RECORD

69-128

MOST CONSECUTIVE WINS

10/3/99 through 12/19/99	11
11/24/96 through 9/22/97	8
12/14/97 through 10/12/98	7
12/18/05 through 9/18/06	5
11/6/05 through 12/4/05	5

MOST CONSECUTIVE HOME WINS

9/29/96 through 11/30/97	13
10/17/99 through 9/17/00	7
11/5/17 through 9/16/18	6
12/18/05 through 11/5/06	6
9/13/98 through 12/6/98	6

MOST CONSECUTIVE ROAD WINS

9/19/99 through 12/19/99	7
11/20/05 through 12/25/05	4
12/14/97 through 9/27/98	4
Five streaks tied, last: 10/8/17 through 11/19/17	3

MOST CONSECUTIVE LOSSES

12/3/12 through 10/27/13	13
10/23/16 through 12/18/16	9
10/7/18 through 11/25/18	7
9/30/12 through 11/18/12	7
10/29/95 through 12/17/95	7

MOST CONSECUTIVE HOME LOSSES

12/9/12 through 11/17/13	7
9/16/12 through 11/8/12	5
10/23/16 through 12/11/16	4
10/5/08 through 11/23/08	4
12/1/02 through 9/14/03	4

MOST CONSECUTIVE ROAD LOSSES

12/29/13 through 11/8/15	13
10/21/12 through 10/13/13	10
10/29/95 through 11/17/96	10
12/29/02 through 12/28/03	9
Three streaks tied, last: 10/27/16 through 1/1/17	6

POSTSEASON RECORD

7-7

HOME POSTSEASON RECORD

3-1

AWAY POSTSEASON RECORD

4-6

SCORING

MOST POINTS SCORED IN A SEASON

2017	417
2007	411
1999	396
1997	394
1998	392

MOST POINTS SCORED IN A GAME

12/13/15 vs. Indianapolis	51
12/23/07 vs. Oakland	49
12/3/00 vs. Cleveland	48
12/17/17 vs. Houston	45
11/1/98 at Baltimore	45

MOST POINTS SCORED - FIRST QUARTER

vs. Philadelphia (W, 38-21, 10/12/97)	21
at New Orleans (L, 24-41, 11/4/07)	17
vs. Tennessee (W, 40-13, 1/1/06)	17
at Tennessee (W, 30-24, 11/2/97)	17
at Baltimore (L, 36-39, 9/10/00)	17

MOST POINTS SCORED - SECOND QUARTER

at Baltimore (W, 45-19, 11/1/98)	28
vs. Tampa Bay (W, 41-14, 12/11/11)	28
vs. Buffalo (W, 34-31, 10/25/15)	27
vs. Houston (W, 45-7, 12/17/17)	24
at Detroit (W, 38-14, 11/9/08)	21
vs. Pittsburgh (W, 21-3, 9/9/01)	21

MOST POINTS SCORED - THIRD QUARTER

vs. Seattle (W, 30-24, 12/10/17)	21
vs. Indianapolis (W, 51-16, 12/13/15)	21
vs. Oakland (W, 38-81, 12/12/10)	21
vs. Cleveland (W, 48-0, 12/3/00)	21
vs. Cincinnati (W, 30-13, 11/11/01)	21

MOST POINTS SCORED - FOURTH QUARTER

at Baltimore (W, 30-23, 11/28/99)	23
vs. Indianapolis (W, 51-16, 12/13/15)	21
vs. Houston (W, 37-17, 10/14/07)	21
at Houston (W, 38-20, 12/24/05)	21
vs. Indianapolis (L, 31-41, 12/10/95)	21

MOST POINTS SCORED - FIRST HALF

at Baltimore (W, 45-19, 11/1/98)	42
vs. Houston (W, 45-7, 12/17/17)	31
vs. Tampa Bay (W, 41-14, 12/11/11)	28
vs. Oakland (W, 49-11, 12/23/07)	28
vs. N.Y. Jets (W, 41-0, 10/8/06)	28

MOST POINTS SCORED - SECOND HALF

vs. Cleveland (W, 48-0, 12/3/00)	28
vs. Seattle (W, 30-24, 12/10/17)	27
vs. New Orleans (W, 41-23, 11/21/99)	24
at Pittsburgh (W, 30-9, 10/8/17)	23
AT CINCINNATI (W, 27-17, 10/20/19)	21
at Arizona (L, 24-27, 11/26/17)	21
vs. Oakland (W, 49-11, 12/23/07)	21
at Dallas (W, 35-17, 10/31/10)	21

FEWEST POINTS SCORED IN A SEASON

2019	189
2011	243
2018	245
2013	247
2012	255

FEWEST POINTS SCORED IN A GAME

10/11/09 at Seattle	0
12/26/04 vs. Houston	0
12/17/95 at Detroit	0
9/8/13 vs. Kansas City	2
13 times, last: 11/3/19 vs. Houston	3

FEWEST POINTS ALLOWED IN A SEASON

1999	217
2019	222
2017	268
2005	269
2006	274

FEWEST POINTS ALLOWED IN A GAME

vs. Indianapolis (W, 6-0, 12/2/18)	0
at Indianapolis (W, 27-0, 10/22/17)	0
vs. New York Jets (W, 41-0, 10/8/06)	0
vs. Pittsburgh (W, 9-0, 9/18/06)	0
vs. Houston (W, 27-0, 12/7/03)	0
vs. Cleveland (W, 48-0, 12/3/00)	0
vs. Cincinnati (W, 13-0, 9/17/00)	0

MOST POINTS ALLOWED IN A SEASON

2013	449
2015	448
2012	444
2010	419
1995	404

MOST POINTS ALLOWED IN A GAME

9/28/15 at New England	51
12/20/98 at Minnesota	50
11/12/95 vs. Seattle	47
09/22/13 at Seattle	45
Three games tied, last: 12/24/17 at San Francisco	44

MOST POINTS ALLOWED IN FIRST QUARTER

11/23/97 at Cincinnati	21
9/8/19 vs. Kansas City	17
10/17/17 vs. L.A. Rams	17
12/29/13 at Indianapolis	17
11/23/08 vs. Minnesota	17
11/4/07 at New Orleans	17

MOST POINTS ALLOWED IN SECOND QUARTER

Denver, 10/25/98	24
at Tennessee, 10/27/16	24
Seven times, last: 11/29/15 vs. San Diego	21

MOST POINTS ALLOWED IN THIRD QUARTER

at Tennessee, 9/17/17	17
at New England, 9/27/15	17
at Tennessee, 12/17/06	17
at Indianapolis, 9/21/03	17
at Baltimore, 9/10/00	15

MOST POINTS ALLOWED IN FOURTH QUARTER

Chicago, 10/7/12	28
Minnesota, 12/28/98	24
Six times, last: 12/24/17 at San Francisco	21

MOST POINTS IN A GAME, BOTH TEAMS

12/6/15; Jaguars (39), at Tennessee (42)	81
11/18/12; Jaguars (37), at Houston (43)	80
12/24/17; Jaguars (33) at San Francisco (44)	77
11/12/95; Jaguars (30), vs. Seattle (47)	77

FEWEST POINTS IN A GAME, BOTH TEAMS

12/2/18; Jaguars (6), vs. Indianapolis (0)	6
11/14/99; Jaguars (6), vs. Baltimore (3)	9
9/18/06; Jaguars (9), vs. Pittsburgh (0)	9
9/3/95; Jaguars (3), vs. Houston (10)	13
9/17/00; Jaguars (13), vs. Cincinnati (0)	13
11/16/03; Jaguars (3), at Ten. (10)	13
9/19/04; Jaguars (7), vs. Denver (6)	13
9/18/05; Jaguars (3), at Ind. (10)	13

TEAM RECORDS



SCORING

MOST POINTS IN THE FIRST QUARTER, BOTH TEAMS

11/4/07; Jaguars (17), at New Orleans (17).....	34
10/15/17; Jaguars (14), vs. L.A. Rams (17).....	31
11/23/97; Jaguars (7), at Cincinnati (21).....	28
9/8/19; Jaguars (7), vs. Kansas City (17).....	24
11/23/08; Jaguars (7), vs. Minnesota (17).....	24
11/2/97; Jaguars (17), at Tennessee (7).....	24

MOST POINTS IN THE SECOND QUARTER, BOTH TEAMS

10/25/15; Jaguars (27), vs. Buffalo (10).....	37
12/11/11; Jaguars (28), vs. Tampa Bay (7).....	35
12/17/09; Jaguars (14), vs. Indianapolis (21).....	35
11/1/98; Jaguars (28), at Baltimore (6).....	34
10/25/98; Jaguars (7), at Denver (24).....	31

MOST POINTS IN THE THIRD QUARTER, BOTH TEAMS

12/10/17; Jaguars (21), vs. Seattle (10).....	31
12/31/06; Jaguars (14), at Kansas City (14).....	28
12/12/10; Jaguars (21), vs. Oakland (7).....	28
9/22/13; Jaguars (10), at Seattle (14).....	24
Six times, last: 10/10/10; Jaguars (14) at Buffalo (7)	21

MOST POINTS IN THE FOURTH QUARTER, BOTH TEAMS

12/6/15; Jaguars (20), at Tennessee (21).....	41
12/23/00; Jaguars (15), at N.Y. Giants (21).....	36
12/24/17; Jaguars (14), at San Francisco (21).....	35
12/10/95; Jaguars (21), vs. Indianapolis (14).....	35
11/28/99; Jaguars (23), at Baltimore (7).....	30

MOST TOUCHDOWNS SCORED IN A SEASON

2007.....	50
2017.....	47
1998.....	47
2015.....	44
1997.....	43

MOST TOUCHDOWNS SCORED IN A GAME

vs. Oakland (W, 49-11, 12/23/07).....	7
vs. Indianapolis (W, 51-16, 12/13/15).....	7
Four times, last: at Tennessee (L, 39-42, 12/6/15).....	6

MOST TOUCHDOWNS ALLOWED IN A SEASON

2013.....	52
2015.....	51
2010.....	50
2012.....	48
1995.....	46

MOST TOUCHDOWNS ALLOWED IN A GAME

Eight times, last: 12/6/15 at Tennessee	6
---	---

MOST EXTRA POINTS SCORED IN A SEASON

2007.....	46
1998.....	45
1997.....	41
2006.....	41
2010.....	41

MOST EXTRA POINTS SCORED IN A GAME

12/23/07 vs. Oakland	7
11/1/98 at Baltimore	6
12/3/00 vs. Cleveland	6
12/13/15 vs. Indianapolis	6

MOST EXTRA POINTS ALLOWED IN A SEASON

2013.....	52
2010.....	48
2015.....	48
2012.....	46
1995.....	45

MOST EXTRA POINTS ALLOWED IN A GAME

Six times, last: 9/28/15 at New England	6
---	---

MOST TWO-POINT CONVERSIONS SCORED IN A SEASON

1996.....	5
1999.....	4
2004.....	4

MOST TWO-POINT CONVERSIONS SCORED IN A GAME

11/28/99 at Baltimore	2
-----------------------------	---

MOST TWO-POINT CONVERSIONS ALLOWED IN A SEASON

2007.....	3
Six times, last: 2010	2

MOST TWO-POINT CONVERSIONS ALLOWED IN A GAME

In 22 games.....	1
------------------	---

MOST FIELD GOALS SCORED IN A SEASON

1997.....	31
1999.....	31
2017.....	30
1996.....	30
2000.....	29

MOST FIELD GOALS SCORED IN A GAME

Five times, last: 10/10/10 at Buffalo.....	5
--	---

MOST FIELD GOALS ALLOWED IN A SEASON

2016.....	38
2012.....	36
1998.....	30
1996.....	28
2001.....	28

MOST FIELD GOALS ALLOWED IN A GAME

12/1/02 vs. Pittsburgh.....	6
9/22/96 at New England	5
10/8/00 vs. Baltimore	5

MOST DEFENSIVE TDS IN A SEASON

2017.....	7
1999.....	3
2007.....	3
1998.....	2
2001.....	2
2005.....	2
2008.....	2
2011.....	2
2013.....	2
2015.....	2
2018.....	2

MOST DEFENSIVE TDS IN A GAME

10/8/17 at Pittsburgh.....	2
11/30/14 vs. New York Giants.....	2
10/25/15 vs. Buffalo.....	2
30 times, last: 10/20/19 at Cincinnati.....	1

MOST OPPONENT DEFENSIVE TDS IN A SEASON

2015.....	7
2014.....	6
2012.....	5
1996.....	4
2004.....	4
2013.....	4

MOST OPPONENT DEFENSIVE TDS IN A GAME

12/17/06 at Tennessee.....	3
11/15/98 at Pittsburgh.....	2
10/7/12 vs. Chicago.....	2
12/30/12 at Tennessee.....	2
11/20/16 at Detroit	2

MOST SPECIAL TEAMS TDS IN A SEASON

1999.....	3
1995.....	2
1997.....	2
1998.....	2
2011.....	2

MOST SPECIAL TEAMS TDS IN A GAME

12/3/95 at Denver.....	2
------------------------	---

MOST OPPONENT SPECIAL TEAMS TDS IN A SEASON

2006.....	3
2000.....	2
2004.....	2
2005.....	2
2007.....	2
2009.....	2
2012.....	2

MOST OPPONENT SPECIAL TEAMS TDS IN A GAME

11/14/04 vs. Detroit	2
12/30/07 at Houston.....	2
12/30/12 at Tennessee.....	2

TEAM RECORDS



SCORING

LARGEST MARGIN OF VICTORY

12/3/00 vs. Cleveland (48-0).....	48
10/8/06 vs. New York Jets (41-0).....	41
12/17/17 vs. Houston (45-7).....	38
12/23/07 vs. Oakland (49-11).....	38
9/12/99 vs. San Francisco (41-3).....	38

LARGEST MARGIN OF DEFEAT

12/17/95 at Detroit (0-44).....	44
10/11/09 at Seattle (0-41).....	41
12/20/98 at Minnesota (10-50).....	40
10/7/12 at Chicago (3-41).....	38
Two times, last: 9/27/15 at New England (17-51).....	34

MOST CONSECUTIVE QUARTERS SCORED

12/2/07 at Indianapolis to 12/30/07 at Hou.....	19
10/3/99 at Pittsburgh to 11/7/99 at Atl.....	19



MOST CONSECUTIVE QUARTERS ALLOWING POINTS

9/11/11 at Ten. to 10/9/11 vs. Cin.....	16
12/30/01 vs. K.C. to 9/15/02 at K.C.....	14
10/3/10 vs. Ind. to 10/31/10 at Dal.....	14
12/9/12 vs. N.Y.J. to 12/30/12 at Ten.....	14
10/8/00 vs. Bal. to 10/29/00 at Dal.....	13
11/26/95 vs. Cin. to 12/17/95 at Det.....	13

MOST CONSECUTIVE QUARTERS HELD SCORELESS

12/26/04 vs. Hou. (4) & 1/2/05 at Oak. (1).....	5
9/8/13 vs. KC (3) & 9/15/13 at Oak. (1).....	4
12/17/95 at Detroit (4).....	4
10/11/09 at Seattle (4).....	4
9/18/11 at NYJ (3) & 9/25/11 at Car. (1).....	4

MOST CONSECUTIVE SHUTOUT QUARTERS BY DEFENSE

11/30/03 vs. TB (2) & 12/7/03 vs. HOU (4).....	6
10/22/17 at IND (4) & 11/5/17 vs. Cin (1).....	5
12/3/00 vs. CLE (4) & 12/10/00 vs. ARI (1).....	5
9/18/06 vs. PIT (4) & 9/24/06 at IND (1).....	5
10/8/06 vs. NYJ (4) & 10/22/06 at HOU (1).....	5
10/16/11 at PIT (2) & 10/24/11 vs. BAL (3).....	5

LONGEST SCORING DRIVE (YARDS)

10/8/17 at Pittsburgh (3 plays, TD).....	98
10/31/99 at Cincinnati (9 plays, TD).....	98
11/11/18 at Indianapolis (5 plays, TD).....	97
9/3/00 at Baltimore (15 plays, TD).....	97
Three times, last: 12/5/04 vs. Pittsburgh (9 plays, FG).....	96

LONGEST SCORING DRIVE (PLAYS)

12/16/07 at Pittsburgh (74 yards, TD).....	20
Six times, last 10/20/13 vs. San Diego (68 yards, FG).....	18

LONGEST SCORING DRIVE (TIME)

9/21/08 at Indianapolis (18 plays, 82 yds, FG) ...	12:18
9/23/07 at Denver (18 plays, 80 yds, TD).....	11:44
12/2/07 at Indianapolis (16 plays, 84 yds, TD) ...	11:10
10/7/07 at Kansas city (18 plays, 77 yds, FG)	10:55
09/29/19 at Denver (16 plays, 75 yards, TD)	10:24

SHORTEST SCORING DRIVE (YARDS)

1/1/12 vs. Indianapolis (4 plays, FG).....	-10
9/10/95 at Cincinnati (5 plays, FG).....	-7
10/24/11 vs. Baltimore (4 plays, FG).....	-3
11/5/06 vs. Tennessee (4 plays, FG).....	-2
10/1/06 at Washington (4 plays, FG).....	-1

SHORTEST SCORING DRIVE (TIME)

9/8/96 vs. Houston (1 play, 3 yards, TD).....	0:04
12/23/07 vs. Oakland (1 play, 2 yards, TD).....	0:04
9/19/19 VS. TENNESSEE (1 PLAY, 7 YARDS, TD)...	0:05
12/1/13 at Cleveland (1 play, 0 yd, FG).....	0:05
11/25/07 vs. Buffalo (1 play, 17 yd, TD).....	0:05
Two times, last: 12/3/00 vs. Cleveland (1 play, 8 yards, TD)	0:06

POSSESSION / FIRST DOWNS

HIGHEST TIME OF POSSESSION

12/17/06 at Tennessee.....	44:22
10/18/09 vs. St. Louis.....	42:12
11/14/04 vs. Detroit.....	41:44
9/21/08 at Indianapolis.....	41:35
10/20/96 at St. Louis.....	41:34

HIGHEST OPPONENT TIME OF POSSESSION

9/6/12 vs. Houston.....	43:17
11/18/12 at Houston.....	41:40
11/1/09 at Tennessee.....	41:35

LOWEST TIME OF POSSESSION

9/6/12 vs. Houston.....	16:43
11/18/12 at Houston.....	18:20
11/1/09 at Tennessee.....	18:16

LOWEST OPPONENT TIME OF POSSESSION

12/17/06 at Tennessee.....	15:38
10/18/09 vs. St. Louis.....	17:48
11/14/04 vs. Detroit.....	18:16

MOST FIRST DOWNS -- SEASON

2017.....	332
1999.....	331
2010.....	330
2007.....	328
1995.....	325

MOST FIRST DOWNS -- GAME

10/20/96 at St. Louis.....	36
10/18/96 vs. St. Louis.....	33
12/24/17 at San Francisco.....	32
Three times, last: 12/24/05 at Houston.....	30

FEWEST FIRST DOWNS -- SEASON

2019.....	189
2011.....	251
2012.....	269
2014.....	271
2013.....	271

FEWEST FIRST DOWNS -- GAME

12/26/04 vs. Houston.....	6
9/19/04 vs. Denver.....	8
9/14/14 at Washington.....	8
Three times, last: 12/18/16 at Houston.....	9

MOST FIRST DOWNS ALLOWED -- SEASON

2012.....	364
2015.....	362
2013.....	353
2014.....	330
2002.....	324

MOST FIRST DOWNS ALLOWED -- GAME

11/18/12 at Houston.....	39
9/28/15 at New England.....	35
9/14/14 at Washington.....	32
11/4/07 at New Orleans.....	32
10/2/11 vs. New Orleans.....	30

FEWEST FIRST DOWNS ALLOWED -- SEASON

2019.....	201
1999.....	248
2000.....	252
2017.....	257
2006.....	259

TEAM RECORDS



FIRST DOWNS

FEWEST FIRST DOWNS ALLOWED -- GAME

12/3/00 vs. Cleveland	2
12/17/06 at Tennessee	5
12/7/03 vs. Houston	7
Three times, last: 11/5/17 vs. Cincinnati	8

MOST FIRST DOWNS, BOTH TEAMS -- GAME

12/24/17, Jaguars (32), at San Francisco (26)	58
10/7/18, Jaguars (29), at Kansas City (26)	55
11/18/12, Jaguars (17), at Houston (39) (OT)	56
11/24/96, Jaguars (23), at Baltimore (29) (OT)	52
11/21/99, Jaguars (30), vs. New Orleans (21)	51

FEWEST FIRST DOWNS, BOTH TEAMS -- GAME

11/28/99, Jaguars (9), vs. Baltimore (13)	22
11/27/11, Jaguars (14), vs. Houston (9)	23
9/3/95, Jaguars (10), Houston (14)	24

MOST FIRST DOWNS RUSHING -- SEASON

2010	148
2006	127
2007	127
2003	118
1999	117

MOST FIRST DOWNS, PENALTY -- GAME

12/5/13 vs. Houston	7
11/2/12 at Buffalo	7
11/25/18 at Buffalo	6
11/15/15 at Baltimore	6

FEWEST FIRST DOWNS, PENALTY -- SEASON

2002	14
2019	15
2009	16
2000	16
1997	18

FEWEST FIRST DOWNS, PENALTY -- GAME

85 times, last: 11/17/19 at Indianapolis 0

MOST FIRST DOWNS RUSHING, OPPONENT -- SEASON

2012	133
1995	121
2013	121
2014	107

MOST FIRST DOWNS RUSHING, OPPONENT -- GAME

9/16/12 vs. Houston	16
9/9/07 vs. Tennessee	15
12/2/12 at Buffalo	14
10/27/13 vs. San Francisco	14
12/1/02 vs. Pittsburgh	13

FEWEST FIRST DOWNS RUSHING, OPPONENT -- SEASON

2019	63
1999	72
2011	73

MOST FIRST DOWNS RUSHING -- GAME

12/5/10 at Tennessee	16
12/10/06 vs. Indianapolis	16
1/2/11 at Houston	15
11/28/10 at New York Giants	15
12/3/00 vs. Cleveland	15

FEWEST FIRST DOWNS RUSHING -- SEASON

2019	53
2015	69
2013	71
2016	75
2012	76

FEWEST FIRST DOWNS RUSHING -- GAME

9/29/13 vs. Indianapolis	0
12 times, last: 10/13/19 vs. New Orleans	1

MOST FIRST DOWNS PASSING -- SEASON

2015	215
2016	207
1996	208
1999	194
Two times, last: 2017, 2000	193

FEWEST FIRST DOWNS RUSHING, OPPONENT -- GAME

5 times, last: 9/20/15 vs. Miami 0

MOST FIRST DOWNS PASSING, OPPONENT -- SEASON

2015	222
2014	200
2013	200
2012	194
2011	175

MOST FIRST DOWNS PASSING, OPPONENT -- GAME

11/18/12 at Houston	26
11/4/07 at New Orleans	25
10/3/10 vs. Indianapolis	23
9/21/14 vs. Indianapolis	22

FEWEST FIRST DOWNS PASSING, OPPONENT -- SEASON

2019	117
2017	143
2006	143
2000	144
2005	158

FEWEST FIRST DOWNS PASSING, OPPONENT -- GAME

12/3/00 vs. Cleveland	0
5 times, last: 12/17/06 vs. Miami	3

MOST FIRST DOWNS BY PENALTY, OPPONENT -- SEASON

2016	38
2015	38
2018	37
2012	37
2013	32

MOST FIRST DOWNS PASSING -- GAME

10/20/96 at St. Louis	24
9/16/18 vs. New England	22
10/7/18 at Kansas City	20
12/24/17 at San Francisco	20
11/28/99 at Baltimore	20

FEWEST FIRST DOWNS PASSING -- SEASON

2019	121
2011	122
2006	147
1998	153
2014	154

MOST FIRST DOWNS, PENALTY -- SEASON

2016	39
2017	38
2012	36
2005	34
2014	31

MOST FIRST DOWNS BY PENALTY, OPPONENT -- GAME


9/10/17 at Houston	8
10/20/19 AT CINCINNATI	6
11/18/18 vs. Pittsburgh	6
10/28/12 at Green Bay	6
10/16/05 at Pittsburgh	6
9/29/96 vs. Carolina	6

FEWEST FIRST DOWNS BY PENALTY, OPPONENT -- SEASON

2007	13
2009	16
1999	17

FEWEST FIRST DOWNS BY PENALTY, OPPONENT -- GAME

75 times, last: 10/13/19 vs. New Orleans 0



TEAM RECORDS



TOTAL NET YARDS

MOST NET YARDS GAINED -- SEASON

2017.....	5,855
1996.....	5,760
2007.....	5,719
2000.....	5,690
1999.....	5,586

MOST NET YARDS GAINED -- GAME

10/20/96 at St. Louis.....	538
9/20/98 vs. Baltimore.....	519
10/22/17 at Indianapolis.....	518
10/6/19 AT CAROLINA.....	507
9/30/18 vs. N.Y. Jets.....	503

FEWEST NET YARDS GAINED -- SEASON

2019.....	3,702
2011.....	4,149
1995.....	4,495
2014.....	4,634
2013.....	4,701

FEWEST NET YARDS GAINED -- GAME

9/16/12 vs. Houston.....	117
12/30/18 at Houston.....	119
12/26/04 vs. Houston.....	126
11/14/99 vs. Baltimore.....	132
9/3/95 vs. Houston.....	146

MOST NET YARDS ALLOWED -- SEASON

2012.....	6,088
2013.....	6,070
2015.....	6,000
2010.....	5,949
2014.....	5,932

MOST NET YARDS ALLOWED -- GAME

11/18/12 at Houston.....	653
11/4/07 at New Orleans.....	538
12/27/15 at New Orleans.....	537
9/25/00 at Indianapolis.....	533
9/21/14 vs Indianapolis.....	529

FEWEST NET YARDS ALLOWED -- SEASON

2019.....	3,539
1999.....	4,334
2006.....	4,538
2017.....	4,578
2005.....	4,655

FEWEST NET YARDS ALLOWED -- GAME

12/3/00 vs. Cleveland.....	53
12/17/06 at Tennessee.....	98
12/7/03 vs. Houston.....	124
10/24/11 vs. Baltimore.....	146
11/5/17 vs. Cincinnati.....	148

MOST NET YARDS GAINED, BOTH TEAMS -- SEASON

2015.....	11,581
2010.....	11,409
2009.....	11,022
2012.....	10,876
1996.....	10,845

MOST NET YARDS GAINED, BOTH TEAMS -- GAME

1,111, 11/18/12.....	Jaguars (458), at Houston (653)
970, 11/4/07.....	Jaguars (432) at New Orleans (538)
952, 10/6/19.....	JAGUARS (507) AT CAROLINA (445)
949, 12/27/15.....	Jaguars (412) at New Orleans (537)
926, 10/7/18.....	Jaguars (502) at Kansas City (424)

FEWEST NET YARDS GAINED, BOTH TEAMS -- SEASON

2019.....	7,241
2018.....	8,927
2011.....	9,157
2005.....	9,804
2001.....	9,910

FEWEST NET YARDS GAINED, BOTH TEAMS -- GAME

351, 10/24/11.....	Jaguars (205) vs. Baltimore (146)
374, 11/14/99.....	Jaguars (132) vs. Baltimore (242)
386, 9/3/95.....	Jaguars (146) vs. Houston (240)
420, 10/3/99.....	Jaguars (204) at Pittsburgh (216)
437, two times.....	last 12/16/18 vs. Washington

PASSING

MOST NET YARDS PASSING -- SEASON

1996.....	4,110
2015.....	4,108
2016.....	3,728
1997.....	3,704
2000.....	3,658

MOST NET YARDS PASSING -- GAME

10/20/96 at St. Louis.....	420
9/22/96 at New England (OT).....	413
10/7/18 at Kansas City.....	401
9/30/18 vs. New York Jets.....	377
9/16/18 vs. New England.....	377

FEWEST NET YARDS PASSING -- SEASON

2011.....	2,179
2019.....	2,507
2002.....	2,762
1995.....	2,790
2006.....	2,882

FEWEST NET YARDS PASSING -- GAME

12/16/18 VS. Washington.....	20
12/26/04 vs. Houston.....	31
9/3/95 vs. Houston.....	45
9/26/10 vs. Philadelphia.....	52
9/16/12 vs. Houston.....	52

MOST NET YARDS PASSING ALLOWED -- SEASON

2015.....	4,291
2010.....	4,004
2013.....	3,962
2014.....	3,899
2012.....	3,832

MOST NET YARDS PASSING ALLOWED -- GAME

11/18/12 at Houston.....	504
9/25/00 at Indianapolis.....	440
11/4/07 at New Orleans.....	435
12/27/15 at New Orleans.....	402
11/17/13 vs. Arizona.....	402

FEWEST NET YARDS PASSING ALLOWED -- SEASON

2019.....	2,193
2017.....	2,718
1999.....	2,890
2005.....	2,946
2006.....	3,078

FEWEST NET YARDS PASSING ALLOWED -- GAME

12/3/00 vs. Cleveland.....	-9
10/8/06 vs. New York Jets.....	45
9/24/17 vs. Baltimore.....	52
12/7/03 vs. Houston.....	54
12/17/06 at Tennessee.....	57

MOST NET YARDS PASSING, BOTH TEAMS -- SEASON

2015.....	8,399
1996.....	7,424
2013.....	7,403
1997.....	7,204
2016.....	7,172

MOST NET YARDS PASSING, BOTH TEAMS -- GAME

876, 11/18/12.....	Jaguars (372), at Houston (504)
779, 11/4/07.....	Jaguars (344), at New Orleans (435)
749, 12/27/15.....	Jaguars (347), at New Orleans (402)
725, 9/8/19.....	Jaguars (347) vs. Kansas City (378)
699, 10/7/18.....	Jaguars (401), at Kansas City (298)

FEWEST NET YARDS PASSING, BOTH TEAMS -- SEASON

2019.....	4,700
2011.....	5,520
2006.....	5,960
2002.....	6,026
2005.....	6,136

FEWEST NET YARDS PASSING, BOTH TEAMS -- GAME

125, 9/3/95.....	Jaguars (45), vs. Houston (80)
145, 12/26/04.....	Jaguars (31), vs. Houston (114)
156, 12/18/18.....	Jaguars (20), vs. Washington (136)
176, 10/8/16.....	Jaguars (131), vs. Washington (45)
179, 10/3/99.....	Jaguars (80), at Pittsburgh (99)

MOST GROSS YARDS PASSING -- SEASON

2015.....	4,428
1996.....	4,367
2000.....	3,947
2016.....	3,925
1997.....	3,922

MOST GROSS YARDS PASSING -- GAME

9/22/96 at New England (OT).....	432
10/7/18 at Kansas City.....	430
10/20/96 at St. Louis.....	421
9/30/18 vs. N.Y. Jets.....	388
9/10/00 at Baltimore.....	386

FEWEST GROSS YARDS PASSING -- SEASON

2011.....	2,510
2019.....	2,656
2002.....	3,019
2006.....	3,060
1995.....	3,144

FEWEST GROSS YARDS PASSING -- GAME

12/26/04 vs. Houston.....	54
12/16/18 vs. Washington.....	57
9/3/95 vs. Houston.....	69
9/16/12 vs. Houston.....	73
12/8/02 vs. Cleveland.....	76

MOST GROSS YARDS PASSING ALLOWED -- SEASON

2015.....	4,528
2010.....	4,193
2013.....	4,187
2014.....	4,172
2012.....	3,960

MOST GROSS YARDS PASSING ALLOWED -- GAME

11/18/12 at Houston.....	527
11/4/07 at New Orleans.....	445
9/25/00 at Indianapolis.....	440
11/17/13 vs. Arizona.....	419
12/27/15 at New Orleans.....	412

TEAM RECORDS



PASSING

FEWEST GROSS YARDS PASSING ALLOWED -- SEASON

2019	2,408
2017	3,074
2005	3,223
1999	3,263
2006	3,278

FEWEST GROSS YARDS PASSING ALLOWED -- GAME

12/3/00 vs. Cleveland	33
9/24/17 vs. Baltimore	64
10/8/06 vs. New York Jets	71
12/7/03 vs. Houston	71
9/9/07 vs. Tennessee	78

MOST PASSING ATTEMPTS -- SEASON

2016	626
2015	607
2013	592
2012	586
Two times: 2014, 1996	557

MOST PASSING ATTEMPTS -- GAME

10/7/18 at Kansas City	61
11/6/16 at Kansas City	54
10/10/04 at San Diego	54
10/18/15 vs. Houston	53
10/20/96 at St. Louis	52

FEWEST PASSING ATTEMPTS -- SEASON

2019	362
2006	446
2002	462
1998	463

FEWEST PASSING ATTEMPTS -- GAME

10/13/02 at Tennessee	13
10/8/17 at Pittsburgh	14
12/10/06 vs. Indianapolis	14
12/8/02 vs. Cleveland	14
9/29/02 vs. N.Y. Jets	15

MOST PASSING ATTEMPTS, OPPONENT -- SEASON

2015	602
1998	577
2013	551
2016	551
2001	544

MOST PASSING ATTEMPTS, OPPONENT -- GAME

12/5/13 vs. Houston	58
12/2/18 at Houston	55
10/8/17 at Pittsburgh	55
11/18/12 at Houston	55
11/10/02 vs. Washington	51

FEWEST PASSING ATTEMPTS, OPPONENT -- SEASON

2019	333
2000	458
2008	465
2005	482
2004	497

FEWEST PASSING ATTEMPTS, OPPONENT -- GAME

1/3/10 at Cleveland	11
12/30/12 at Tennessee	15
12/17/06 at Tennessee	15
Three times, last: 10/1/00 vs. Pittsburgh	16

MOST PASS COMPLETIONS -- SEASON

2016	369
2015	355
1996	353
2013	349
2008	335

MOST PASS COMPLETIONS -- GAME

10/20/96 at St. Louis	37
10/10/06 at San Diego	36
10/7/18 at Kansas City	33
10/27/16 at Tennessee	33
Three times, last: 12/24/17 at San Francisco	32

FEWEST PASS COMPLETIONS -- SEASON

2019	226
2011	240
2006	266
2002	268
1998	269

FEWEST PASS COMPLETIONS -- GAME

10/13/02 at Tennessee	7
10/28/07 at Tampa Bay	7
3 times, last: 10/8/17 at Pittsburgh	8

MOST PASS COMPLETIONS, OPPONENT -- SEASON

2015	390
2014	355
2013	354
2001	354
Two times: 2009, 2016	345

MOST PASS COMPLETIONS, OPPONENT -- GAME

11/18/12 at Houston	43
11/4/07 at New Orleans	35
10/31/10 at Dallas	34
Six times, last: 12/2/18 vs. Indianapolis	33

FEWEST PASS COMPLETIONS, OPPONENT -- SEASON

2019	207
2000	258
2005	285
2017	289
1996	290

FEWEST PASS COMPLETIONS, OPPONENT -- GAME

1/3/10 at Cleveland	7
12/3/00 vs. Cleveland	7
11/17/96 at Pittsburgh	7
12/18/05 vs. San Francisco	8
12/17/06 at Tennessee	8

MOST TOUCHDOWN PASSES -- SEASON

2015	35
2007	28
2010	26
Two times: 1998, 2016	24

MOST TOUCHDOWN PASSES -- GAME

12/6/15 at Tennessee	5
9 times, last: 9/16/18 vs. New England	4

MOST TOUCHDOWN PASSES, OPPONENT -- SEASON

2015	29
2013	29
Three times: 1995, 2009, 2010	28

MOST TOUCHDOWN PASSES, OPPONENT -- GAME

12/26/99 at Tennessee	5
9/10/00 at Baltimore	5
11/18/12 at Houston	5
9/22/13 at Seattle	5
10 times, last: 9/18/16 at San Diego	4

MOST INTERCEPTIONS THROWN -- SEASON

2013	21
2010	21
1996	20
2015	18
2014	18

MOST INTERCEPTIONS THROWN -- GAME

10/20/96 at Tennessee	5
Six times, last: 10/7/18 at Kansas City	4

FEWEST INTERCEPTIONS THROWN-- SEASON

2019	5
2005	6
2007	8
2002	9
1997	9

FEWEST INTERCEPTIONS THROWN -- GAME

176 times, last: 10/27/19 vs. New York Jets	0
---	---

MOST INTERCEPTIONS THROWN, OPPONENT -- SEASON

2017	21
2013	21
2010	21
1996	20
2014	18

MOST INTERCEPTIONS THROWN, OPPONENT -- GAME

10/8/17 at Pittsburgh	5
10/31/10 at Dallas	4
23 times, last: 10/27/19 vs. New York Jets	3

FEWEST INTERCEPTIONS THROWN, OPPONENT -- SEASON

2014	6
2016	7
2019	8
2015	9

MOST TIMES SACKED -- SEASON

2014	71
2001	63
1995	57
2018	53
2015	51

MOST TIMES SACKED -- GAME

9/14/14 at Washington	10
12/14/14 at Baltimore	8
12/16/01 at Cleveland	8
12/9/01 at Cincinnati	8
10 times, last: 11/30/14 vs. New York Giants	7

MOST TIMES SACKED, OPPONENT -- SEASON

1999	57
2017	55
1997	48
2005	47
2014	45

TEAM RECORDS



PASSING

MOST TIMES SACKED, OPPONENT -- GAME

9/10/17 at Houston.....	10
10/22/17 at Indianapolis.....	10
9/19/19 VS. TENNESSEE.....	9
11/7/99 at Atlanta.....	9

FEWEST TIMES SACKED -- SEASON

2019.....	24
2017.....	24
2003.....	28
2006.....	30
2007.....	31

FEWEST TIMES SACKED -- GAME

30 TIMES, LAST: 9/19/19 VS. TENNESSEE.....	0
---	----------

FEWEST TIMES SACKED, OPPONENT -- SEASON

2009.....	14
1995.....	17
2012.....	20
2003.....	24
2010.....	26

FEWEST TIMES SACKED, OPPONENT -- GAME

66 times, last: 9/29/19 at Denver.....	0
--	---

MOST CONSECUTIVE GAMES WITH A PASSING TD

9/13/15 vs. Carolina - 12/27/15 at New Orleans.....	15
9/10/95 at Cincinnati - 12/10/95 vs. Indianapolis.....	13
10/22/00 at Washington - 9/9/01 vs. Pittsburgh.....	10
10/28/07 at Tampa Bay - 12/30/07 at Houston.....	10

MOST CONSECUTIVE GAMES WITH A PASSING TD, OPPONENT

9/8/96 vs. Houston - 12/22/96 vs. Seattle.....	15
9/20/98 vs. Baltimore - 12/20/98 at Minnesota.....	13
12/16/07 at Pittsburgh - 11/16/08 vs. Tennessee.....	13
Three times: last, 12/14/14 at Baltimore - 11/15/15 at Baltimore.....	12

MOST 300-YARD PASSING GAMES BY AN INDIVIDUAL -- SEASON

2015.....	6
1996.....	6
2018.....	4
2017.....	4
2016.....	4

MOST 300-YARD PASSING GAMES BY AN INDIVIDUAL, OPPONENT -- SEASON

2015.....	5
2010.....	5
2013.....	4
2008.....	3
2007.....	3

RUSHING

MOST RUSHING YARDS -- SEASON

2006.....	2,541
2010.....	2,395
2007.....	2,391
2017.....	2,262
1998.....	2,101

MOST RUSHING YARDS -- GAME

12/10/06 vs. Indianapolis.....	375
9/29/19 AT DENVER.....	269
12/5/10 at Tennessee.....	258
10/14/07 vs. Houston.....	244
12/3/00 vs. Cleveland.....	244

FEWEST RUSHING YARDS -- SEASON

2019.....	1,195
2013.....	1,260
2012.....	1,369
2015.....	1,473
2001.....	1,600

FEWEST RUSHING YARDS -- GAME

10/2/05 vs. Denver.....	12
9/14/14 at Washington.....	25
10/1/00 vs. Pittsburgh.....	26
11/17/19 AT INDIANAPOLIS.....	29
9/29/96 at New England (OT).....	29

MOST RUSHING YARDS ALLOWED -- SEASON

2012.....	2,256
2013.....	2,108
2002.....	2,071
2014.....	2,033
1995.....	2,003

MOST RUSHING YARDS ALLOWED -- GAME

11/1/09 at Tennessee.....	305
10/6/19 AT CAROLINA.....	285
9/9/07 vs. Tennessee.....	282
11/17/19 AT INDIANAPOLIS.....	264
12/6/18 at Tennessee.....	264

FEWEST RUSHING YARDS ALLOWED -- SEASON

2019.....	1,346
2003.....	1,406
1999.....	1,444
2006.....	1,460
2007.....	1,605

FEWEST RUSHING YARDS ALLOWED -- GAME

10/7/07 at Kansas City.....	10
11/20/16 at Detroit.....	14
11/17/13 vs. Arizona.....	14
11/20/06 vs. N.Y. Giants.....	25
Two times, last: 11/18/18 vs. Pittsburgh.....	26

MOST RUSHING YARDS, BOTH TEAMS -- SEASON

2010.....	4,340
2002.....	4,160
2017.....	4,122
1998.....	4,102
2006.....	4,001

MOST RUSHING YARDS, BOTH TEAMS -- GAME

11/1/09, Jaguars (217), at Tennessee (305).....	522
1/2/11, Jaguars (198), at Houston (244).....	442
10/6/19, JAGUARS (149) AT CAROLINA (285).....	434
10/1/17, Jaguars (175), at New York Jets (256).....	431
10/30/05, Jaguars (221), at St. Louis (200).....	421

FEWEST RUSHING YARDS, BOTH TEAMS -- SEASON

2019.....	2,541
2015.....	3,182
2001.....	3,211
2016.....	3,334
2013.....	3,368

FEWEST RUSHING YARDS, BOTH TEAMS -- GAME

11/17/13, Jaguars (32), vs. Arizona (14).....	46
12/3/01, Jaguars (62), vs. Green Bay (37).....	99
11/20/05, Jaguars (49), at Tennessee (63).....	112
12/2/18, Jaguars (79), vs. Indianapolis (41).....	120
10/21/12, Jaguars (54) at Oakland (69).....	123

MOST RUSHING ATTEMPTS -- SEASON

2017.....	527
2007.....	522
1999.....	514
2006.....	513
2010.....	512

MOST RUSHING ATTEMPTS -- GAME

12/5/10 at Tennessee.....	53
11/14/04 vs. Detroit.....	50
9/21/08 at Indianapolis.....	48
Three times, last: 9/11/11 at Tennessee.....	47

FEWEST RUSHING ATTEMPTS -- SEASON

2019.....	252
2015.....	354
2012.....	358
2001.....	372

FEWEST RUSHING ATTEMPTS -- GAME

11/17/19 AT INDIANAPOLIS.....	9
9/14/14 at Washington.....	10

MOST RUSHING ATTEMPTS, OPPONENT -- SEASON

2012.....	545
2013.....	507
1995.....	504
2014.....	499
2002.....	487

MOST RUSHING ATTEMPTS, OPPONENT -- GAME

1/3/10 at Cleveland.....	49
11/1/09 at Tennessee.....	49
9/9/07 vs. Tennessee.....	49
9/16/12 vs. Houston.....	48
12/2/12 at Buffalo.....	46

FEWEST RUSHING ATTEMPTS, OPPONENT -- SEASON

2019.....	255
1999.....	373
2007.....	390
2010.....	416
2006.....	420

FEWEST RUSHING ATTEMPTS, OPPONENT -- GAME

10/7/07 at Kansas City.....	10
11/7/99 at Atlanta.....	11
10/24/11 vs. Baltimore.....	12
10/5/03 vs. San Diego.....	13
9/11/11 vs. Tennessee.....	13

HIGHEST RUSHING AVERAGE -- SEASON

2006.....	4.95
2019.....	4.74
2010.....	4.68
2002.....	4.59
2007.....	4.58

TEAM RECORDS



RUSHING

HIGHEST RUSHING AVERAGE -- GAME

11/1/09, 16 attempts, 217 yards	13.56
10/14/07, 26 attempts, 244 yards	9.38
12/10/06, 43 attempts, 375 yards	8.93
12/28/14, 14 attempts, 121 yards	8.64
10/12/1998, 23 attempts, 183 yards	8.09

LOWEST RUSHING AVERAGE -- SEASON

2013	3.33
1997	3.79
2012	3.82
1996	3.83
2005	3.90

LOWEST RUSHING AVG., OPPONENT - GAME

11/17/13 vs. Arizona	0.58
11/20/16 at Detroit	0.70
10/7/07 at K.C.	1.00
11/8/15 at N.Y. Jets	1.04
9/14/03 vs. Buffalo	1.34

MOST TOUCHDOWNS SCORED RUSHING - SEASON

23	2006
20	1997, 1999
19	1998, 2002, 2009

MOST TOUCHDOWNS SCORED RUSHING, OPPONENT - SEASON

20	2013
19	2010, 2012
17	1995, 2016

MOST TOUCHDOWNS SCORED RUSHING, OPPONENT - GAME

Five times, last: 12/6/18 at Tennessee	4
--	---

MOST 100-YARD RUSHING GAMES, INDIVIDUAL - SEASON

9	2000
8	1998
7	2003, 2006, 2007, 2010

MOST 100-YARD RUSHING GAMES, OPPONENT - SEASON

6	1998
5	2002, 2004, 2010
4	2011, 2012, 2015, 2018, 2019

MOST CONSECUTIVE GAMES WITH A RUSHING TD

11/21/99 vs. N.O. - 9/3/00 at CLE	8
11/12/06 vs. HOU - 12/31/06 at K.C.	8
9/8/02 vs. IND - 10/27/02 vs. HOU	7
11/11/07 at TEN - 12/23/07 vs. OAK	7
Five times, last: 12/18/16 at Hou - 9/24/17 vs BAL	6

MOST CONSECUTIVE GAMES WITH A RUSHING TD, OPPONENT

12/20/15 vs. ATL - 10/27/16 at TEN	10
11/17/02 vs. WAS - 12/29/02 at IND	7
10/28/01 at BAL - 12/9/01 at CIN	7
10/28/01 at BAL - 12/9/01 at CIN	7

HIGHEST RUSHING AVERAGE, OPPONENT -- SEASON

2019	5.28
2010	4.68
1998	4.44
2017	4.34
2018	4.33

HIGHEST RUSHING AVERAGE, OPPONENT -- GAME

10/6/19 AT CAROLINA, 27 ATTEMPTS, 285 YARDS	10.56
12/6/18 at Tennessee, 32 attempts, 264 yards	8.25
11/17/19 AT INDIANAPOLIS, 36 ATTEMPTS, 264 YARDS	7.33
9/15/13 at Oakland, 34 attempts, 226 yards	6.65
10/6/02 vs. Philadelphia, 30 attempts, 199 yards	6.63

LOWEST RUSHING AVERAGE, OPPONENT -- SEASON

2003	3.18
2001	3.43
2006	3.48
2015	3.68
1997	3.81

LOWEST RUSHING AVERAGE -- GAME

10/2/05 vs. Denver, 11 attempts, 12 yards	1.09
9/22/97 vs. Pittsburgh, 26 attempts, 40 yards	1.54
11/20/05 at Tennessee, 30 attempts, 49 yards	1.63
10/01/00 vs. Pittsburgh, 16 attempts, 26 yards	1.63
9/15/13 at Oakland, 19 attempts, 34 yards	1.79

RECEPTIONS

MOST RECEPTIONS - SEASON

2016	369
2015	355
1996	353
2013	349
2008	335

MOST RECEPTIONS - GAME

10/20/96 at St. Louis	37
10/10/04 at San Diego	36
10/7/18 at Kansas City	33
10/27/16 at Tennessee	33
Two times, last: 11/13/16 vs. Houston	32

MOST RECEPTIONS, OPPONENT - SEASON

2015	390
2014	355
2001, 2013	354
2009, 2016	345

MOST RECEPTIONS, OPPONENT - GAME

11/18/12 at Houston	43
11/4/07 at New Orleans	35
11/15/15 at Baltimore	34
10/31/10 at Dallas	34
Six times, last: 12/2/18 vs. Indianapolis	33

FEWEST RECEPTIONS - SEASON

2019	226
2011	240
2006	266
2002	268
1998	269

FEWEST RECEPTIONS - GAME

10/13/02 at Tennessee	7
10/28/07 at Tampa Bay	7
10/8/17 at Pittsburgh	8
12/10/06 vs. Indianapolis	8
9/19/04 vs. Denver	8

FEWEST RECEPTIONS, OPPONENT - SEASON

2019	207
2000	258
2005	285
2017	289

FEWEST RECEPTIONS, OPPONENT - GAME

11/17/96 at Pittsburgh	7
12/3/00 vs. Cleveland	7
1/3/10 at Cleveland	7
Three times, last: 11/25/18 at Buffalo	8

MOST RECEIVING YARDS - SEASON

2015	4,428
1996	4,367
2000	3,947
2016	3,925
1997	3,922

MOST RECEIVING YARDS - GAME

9/22/96 at New England (OT)	432
10/7/18 at Kansas City	430
10/20/96 at St. Louis	421
9/30/18 vs. New York Jets	388
9/10/00 at Baltimore	386

MOST RECEIVING YARDS, OPPONENT - SEASON

2015	4,528
2010	4,193
2013	4,187
2014	4,174
2012	3,960

MOST RECEIVING YARDS, OPPONENT - GAME

11/18/12 at Houston	527
11/4/07 at New Orleans	445
9/25/00 at Indianapolis	440
11/17/13 vs. Arizona	419
9/21/14 vs. Indianapolis	390

FEWEST RECEIVING YARDS - SEASON

2011	2,510
2019	2,656
2002	3,019
2006	3,060
1995	3,114

FEWEST RECEIVING YARDS - GAME

12/26/04 vs. Houston	54
12/16/18 vs. Washington	57
9/3/95 vs. Houston	69
9/16/12 vs. Houston	76
12/8/02 vs. Cleveland	73

FEWEST RECEIVING YARDS, OPPONENT - SEASON

2019	2,408
2017	3,074
2005	3,223
1999	3,263
2006	3,278

FEWEST RECEIVING YARDS, OPPONENT - GAME

12/3/00 vs. Cleveland	33
9/24/17 vs. Baltimore	64
10/8/06 vs. N.Y. Jets	71
12/7/03 vs. Houston	71
9/9/07 at Tennessee	78

MOST RECEIVING TOUCHDOWNS - SEASON

2015	35
2007	28
2010	26
2016	24
1998	24

TEAM RECORDS



RECEPTIONS

MOST RECEIVING TOUCHDOWNS - GAME

12/6/15 at Tennessee.....	5
Nine times, last: 9/16/18 vs. New England.....	4

MOST RECEIVING TOUCHDOWNS, OPPONENT - SEASON

2013, 2015.....	29
1995, 2009, 2010.....	28
2008.....	25

MOST RECEIVING TOUCHDOWNS, OPPONENT - GAME

9/22/13 at Seattle.....	5
11/18/12 at Houston.....	5
12/26/99 at Tennessee.....	5
9/10/00 at Baltimore.....	5
Ten times, last: 9/18/16 at San Diego.....	4

HIGHEST RECEIVING AVERAGE - SEASON

1997, 2015.....	12.5
1996, 1998.....	12.4
2007.....	12.1

HIGHEST RECEIVING AVERAGE - GAME

11/9/97 vs. Kansas City.....	22.1
11/18/12 at Houston.....	21.0
12/28/98 vs. Pittsburgh.....	19.2
9/22/96 at New England.....	18.8
10/22/17 at Indianapolis.....	18.3

HIGHEST RECEIVING AVERAGE, OPPONENT - SEASON

2000.....	13.2
2008, 2010.....	12.7
2000.....	12.2

HIGHEST RECEIVING AVERAGE, OPPONENT - GAME

11/16/97 vs. Tennessee.....	20.4
11/15/98 vs. Tampa Bay.....	19.4

MOST 100-YARD RECEIVING GAMES BY AN INDIVIDUAL - SEASON

1999, 2000.....	12
1996, 2015.....	9

PUNTING

MOST PUNTS - SEASON

2011.....	99
2014.....	96
2013.....	95
2012.....	92
2017.....	88

MOST PUNTS - GAME

9/8/13 vs. Kansas City.....	11
11/16/08 vs. Tennessee.....	10
11 times, last: 11/18/18 vs. Pittsburgh.....	9

FEWEST PUNTS - SEASON

2019.....	48
2007.....	54
2010.....	57
1997.....	66
2008.....	67

FEWEST PUNTS - GAME

10/10/10 at Buffalo.....	0
9/19/10 at San Diego.....	0
12/2/07 at Indianapolis.....	0
10/14/07 vs. Houston.....	0
10/20/96 at St. Louis.....	0

MOST PUNTING YARDS - SEASON

2014.....	4,464
2012.....	4,353
2013.....	4,338
2011.....	4,147
2018.....	3,872

FEWEST PUNTING YARDS - GAME

10/10/10 at Buffalo.....	0
9/19/10 at San Diego.....	0
12/2/07 at Indianapolis.....	0
10/14/07 vs. Houston.....	0
10/20/96 at St. Louis.....	0

MOST PUNTS, OPPONENT - SEASON

2017.....	100
1999.....	96
2006, 2000.....	90

MOST PUNTS, OPPONENT - GAME

12/3/00 vs. Cleveland.....	12
12/17/17 vs. Houston.....	11
12/4/16.....	11
Five times, last: 11/12/17 vs. LAC.....	10

FEWEST PUNTS, OPPONENT - GAME

9/28/15 at New England.....	0
Eight times, last: 12/11/16 vs. Minnesota.....	1

MOST PUNTING YARDS, OPPONENT - SEASON

2017.....	4,555
1999.....	3,976
2011.....	3,852

MOST PUNTING YARDS, OPPONENT - GAME

12/17/17 vs. Houston.....	518
12/3/00 vs. Cleveland.....	517
12/4/16 vs. Denver.....	506

FEWEST PUNTING YARDS, OPPONENT - SEASON

2019.....	2,185
2002.....	2,518

FEWEST PUNTING YARDS, OPPONENT - GAME

12/17/95 at Detroit.....	28
10/15/95 vs. Chicago.....	29

MOST PUNTS, BOTH TEAMS - SEASON

2017 (Jax: 88, Opp: 100).....	188
2011 (Jax: 99, Opp: 89).....	188
1999 (Jax: 78, Opp: 96).....	174
2013 (Jax: 95, Opp: 76).....	171

MOST PUNTS, BOTH TEAMS - GAME

9/8/13 (Jax: 11, K.C.: 10).....	21
11/27/11 (Jax: 9, Hou: 10).....	19
Three times, last: 11/16/08 (Jax: 10, Ten: 8).....	18

FEWEST PUNTS, BOTH TEAMS - SEASON

2019 (JAX: 48, OPP: 50).....	98
2007 (Jax: 54, Opp: 66).....	120

FEWEST PUNTS, BOTH TEAMS - GAME

10/15/95 (Jax: 1, Chi: 1).....	2
10/14/07 (Jax: 0, Hou: 2).....	2
12/2/07 (Jax: 0, Ind: 2).....	2
9/19/10 (Jax: 0, S.D.: 2).....	2

HIGHEST PUNTING AVERAGE - SEASON

2012.....	47.3
2016.....	46.6
2014.....	46.5
2015.....	46.3
2013.....	45.7

HIGHEST PUNTING AVERAGE - GAME

9/11/16 vs. Green Bay.....	62.5
9/21/08 vs. Indianapolis.....	60.0
12/23/12 vs. New England.....	56.3
10/19/97 at Dallas.....	53.8

HIGHEST PUNTING AVERAGE, OPPONENT - GAME

11/4/01 at Tennessee.....	57.5
10/23/16 vs. Oakland.....	54.6
9/10/06 vs. Dallas.....	53.2
12/2/99 vs. Pittsburgh.....	52.7

TEAM RECORDS



PUNT AND KICKOFF RETURNS

MOST KICKOFF RETURNS - SEASON		HIGHEST KICKOFF RETURN AVERAGE - GAME (MIN. 4)		HIGHEST PUNT RETURN AVERAGE - GAME (MIN. 3)	
2010.....	80	11/4/07 at New Orleans.....	40.5	9/13/98 vs. Kansas City.....	44.7
1995, 2008.....	74	10/10/10 at Buffalo.....	36.3	11/5/17 vs. Cincinnati.....	29.3
1996, 2003.....	67	11/17/14 vs. Arizona.....	36.0	12/16/18 vs. Washington.....	28.0
MOST KICKOFF RETURNS - GAME		9/7/08 at Tennessee.....	34.5	11/21/9 vs. New Orleans.....	27.7
12/17/95 at Detroit.....	9	9/12/10 vs. Denver.....	34.3	11/23/97 at Cincinnati.....	26.3
12/1/02 vs. Pittsburgh.....	8	MOST KICKOFF RETURN YARDS, OPPONENT - SEASON		MOST PUNT RETURNS, OPPONENT - SEASON	
11/12/95 vs. Seattle.....	8	1998.....	1,858	2014.....	52
20 times, last: 9/28/14 at San Diego.....	7	1997.....	1,730	2011.....	48
MOST KICKOFF RETURN YARDS - SEASON		2000.....	1,523	2013.....	47
2010.....	1,903	2005.....	1,327	MOST PUNT RETURNS, OPPONENT - GAME	
2008.....	1,678	2007.....	1,323	11/27/11 vs. Houston.....	7
1995.....	1,532	MOST KICKOFF RETURN YARDS, OPPONENT - GAME		9/8/13 vs. Kansas City.....	7
2009.....	1,492	12/30/07 at Houston.....	234	9/14/14 at Washington.....	7
1996.....	1,463	12/10/00 vs. Arizona.....	213	MOST PUNT RETURN YARDS, OPPONENT - SEASON	
MOST KICKOFF RETURN YARDS - GAME		10/10/10 at Buffalo.....	201	2012.....	495
10/25/98 at Denver.....	223	11/20/05 at Tennessee.....	196	2000.....	478
12/17/95 at Detroit.....	209	1/1/06 vs. Tennessee.....	184	2014.....	464
12/26/99 at Tennessee.....	198	MOST TOUCHDOWNS, KICKOFF RETURN, OPPONENT - GAME		2015.....	462
9/28/14 at San Diego.....	189	12/30/07 at Houston.....	2	2004.....	429
12/3/95 at Denver.....	181	Six times, last: 10/15/17 vs. L.A. Rams.....	1	MOST PUNT RETURN YARDS, OPPONENT - GAME	
HIGHEST KICKOFF RETURN AVERAGE - SEASON		MOST PUNT RETURNS - SEASON		11/14/04 vs. Detroit.....	199
2013.....	25.9	2005.....	53	12/30/12 at Tennessee.....	160
2014.....	24.0	2000.....	46	11/26/06 at Buffalo.....	104
2005.....	23.9	2006.....	45	9/7/03 at Carolina.....	102
2010, 2016.....	23.8	1999.....	45	10/16/05 at Pittsburgh.....	94
MOST TOUCHDOWNS, KICKOFF RETURN - GAME		1998.....	45	HIGHEST PUNT RETURN AVG., OPPONENT - SEASON	
Eight times, last: 12/18/16 at Houston.....	1	MOST PUNT RETURNS - GAME		2000.....	12.6
MOST KICKOFF RETURNS, OPPONENT - SEASON		11/12/17 vs. L.A. Chargers.....	7	2012.....	12.4
2000.....	73	12/26/10 vs. Washington.....	7	2006.....	11.8
2007.....	67	12/18/05 vs. San Francisco.....	7	HIGHEST PUNT RETURN AVG., OPPONENT - GAME	
2001.....	64	12/13/05 vs. Baltimore.....	7	11/14/04 vs. Detroit.....	33.2
2006.....	60	12/3/00 vs. Cleveland.....	7	10/16/05 at Pittsburgh.....	18.8
2002, 2010.....	59	MOST PUNT RETURN YARDS - SEASON		9/23/01 vs. Tennessee.....	17.4
MOST KICKOFF RETURNS, OPPONENT - GAME		1998.....	581		
10/10/10 at Buffalo.....	9	1999.....	462		
9/10/00 at Baltimore.....	9	2005.....	415		
12/10/00 vs. Arizona.....	9	1997.....	412		
12/3/00 vs. Cleveland.....	9	2004.....	405		
Three times, last: 12/23/07 vs. Oakland.....	8	HIGHEST PUNT RETURN AVERAGE - SEASON			
		1998.....	12.9		
		2015.....	11.6		
		1997.....	11.4		
		2002, 2003.....	11.1		

INTERCEPTIONS

MOST INTERCEPTIONS - SEASON		MOST INTERCEPTIONS, OPPONENT - GAME		MOST INTERCEPTION RETURN YARDS - GAME	
2017.....	21	10/20/96 at St. Louis.....	5	11/5/06 vs. Tennessee.....	110
2006, 2007.....	20	10/7/18 at Kansas City.....	4	10/8/17 at Pittsburgh.....	103
1999, 2005.....	19	9/18/11 at N.Y. Jets.....	4	9/12/99 vs. San Francisco.....	93
MOST INTERCEPTIONS - GAME		11/21/10 vs. Cleveland.....	4	MOST INTERCEPTION RETURN YARDS, OPPONENT - SEASON	
10/8/17 at Pittsburgh.....	5	9/19/10 at San Diego.....	4	2012.....	400
10/31/10 at Dallas.....	4	11/12/06 vs. Houston.....	4	1996.....	370
23 times, last: 10/27/19 vs. New York Jets.....	3	12/17/95 at Detroit.....	4	2013.....	355
MOST INTERCEPTIONS, OPPONENT - SEASON		MOST INTERCEPTION RETURN YARDS - SEASON		MOST INTERCEPTION RETURN YARDS, OPPONENT - GAME	
2010, 2013.....	21	1999.....	330	10/20/96 at St. Louis.....	177
1996.....	20	2017.....	294	12/17/06 at Tennessee.....	153
2014, 2015.....	18	2006.....	280	12/30/12 at Tennessee.....	142
		2007.....	237		

TEAM RECORDS



INTERCEPTIONS

MOST INTERCEPTIONS RETURNED FOR A TD - SEASON

1999.....	3
2005, 2007, 2008, 2017, 2018.....	2

MOST INTERCEPTIONS RETURNED FOR A TD - GAME


10/8/17 at Pittsburgh.....	2
16 times, last: 10/20/19 at Cincinnati.....	1

MOST INTERCEPTIONS RETURNED FOR A TD, OPPONENT - SEASON

2012.....	5
2014, 2015.....	4
1996, 1998, 2013, 2016.....	3

MOST INTERCEPTIONS RETURNED FOR A TD, OPPONENT - GAME

10/26/14 vs. Miami.....	2
12/30/12 at Tennessee.....	2
10/7/12 at Chicago.....	2
12/17/06 at Tennessee.....	2
11/22/98 at Pittsburgh.....	2
29 times, last: 12/4/16 vs. Denver.....	1



SACKS

MOST SACKS - SEASON

1999.....	57
2017.....	55
1997.....	48
2005.....	47
2014.....	45

MOST SACKS - GAME

10/22/17 at Indianapolis.....	10
9/10/17 at Houston.....	10
9/19/19 VS. TENNESSEE.....	9
11/7/99 at Atlanta.....	9

MOST SACKS OPPONENT - SEASON

2014.....	71
2001.....	63
1995.....	57
2000.....	54
2018.....	53

MOST SACKS, OPPONENT - GAME

9/14/14 at Washington.....	10
1/3/16 at Houston.....	8
12/14/14 at Baltimore.....	8
12/9/01 at Cincinnati.....	8
12/16/01 at Cleveland.....	8

MOST SACK YARDS - SEASON

1999.....	373
2017.....	356
1997.....	331
2005.....	277
2014.....	275

MOST SACK YARDS - GAME

10/22/17 at Indianapolis.....	64
11/7/99 at Atlanta.....	63
9/19/19 VS. TENNESSEE.....	55
9/10/17 at Houston.....	54
12/21/97 at Oakland.....	52

MOST SACK YARDS, OPPONENT - SEASON

2014.....	450
2001.....	430
1995.....	354
2011.....	331
2012.....	327

MOST SACK YARDS, OPPONENT - GAME

10/25/98 at Denver.....	71
9/14/14 at Washington.....	70
12/14/14 at Baltimore.....	63
9/7/08 at Tennessee.....	59
1/3/16 at Houston.....	56

PENALTIES

MOST PENALTIES - SEASON

2016.....	129
1996.....	127
1995, 1998, 2005.....	121

MOST PENALTIES - GAME

9/22/96 at New England (OT).....	17
10/13/96 at N.Y. Jets.....	15
10/2/05 vs. Denver.....	15
Two times, last: 12/11/16 vs. Minnesota.....	14

FEWEST PENALTIES - SEASON

2009.....	70
2014.....	73
2007.....	76
2011.....	77
2019.....	78

FEWEST PENALTIES - GAME

12/1/02 vs. Pittsburgh.....	0
Five times, last: 12/27/09 at New England.....	1

MOST YARDS PENALIZED - SEASON

2016.....	1,187
2018.....	1,112
1996.....	1,006
2005.....	1,006
1995.....	970

MOST YARDS PENALIZED - GAME

9/22/96 at New England.....	148
12/2/16 vs. Indianapolis.....	145
10/13/96 vs. N.Y. Jets.....	123
Two times, last: 10/23/16 vs. Oakland.....	122

FEWEST YARDS PENALIZED - SEASON

2009.....	542
2014.....	573
2007.....	594
2010.....	675
2011.....	680

FEWEST YARDS PENALIZED - GAME

12/1/02 vs. Pittsburgh.....	0
12/22/96 vs. Atlanta.....	3
Three times, last: 12/27/09 at New England.....	5

MOST PENALTIES, OPPONENT - SEASON

2005.....	130
2004.....	118
2014.....	115
2015.....	114
2017.....	112

MOST PENALTIES, OPPONENT - GAME

1/1/06 vs. Tennessee.....	18
12/17/17 vs. Houston.....	14
12/5/13 vs. Houston.....	14
11/26/95 vs. Cincinnati.....	14
Three times, last: 11/15/18 at Buffalo.....	13

FEWEST PENALTIES, OPPONENTS - SEASON

2019.....	63
2009.....	64
2006, 2008.....	80
2007.....	82

FEWEST PENALTIES, OPPONENTS - GAME

11/19/17 at Cleveland.....	0
12/24/11 at Tennessee.....	0
12/14/97 at Buffalo.....	0
Nine times, last: 12/22/13 vs. Tennessee.....	1

MOST YARDS PENALIZED, OPPONENT - SEASON

2005.....	1,055
2017.....	1,050
2015.....	989
2004.....	966
1995.....	958

MOST YARDS PENALIZED, OPPONENT - GAME

12/5/13 vs. Houston.....	177
10/12/05 vs. Miami.....	149
1/1/06 vs. Tennessee.....	140
Two times, last: 10/5/08 vs. Pittsburgh.....	129

FEWEST YARDS PENALIZED, OPPONENT - SEASON

2009.....	498
2019.....	569
2007.....	636
2006.....	684
2008.....	691

FEWEST YARDS PENALIZED, OPPONENT - GAME

11/19/17 at Cleveland.....	0
12/24/11 at Tennessee.....	0
12/14/97 at Buffalo.....	0
12/22/13 vs. Tennessee.....	4
Two times, last: 11/29/09 at San Francisco.....	5

INDIVIDUAL RECORDS



SERVICE

SEASONS

Brad Meester (2000-13).....	14
Mercedes Lewis (2006-17)	12
Josh Scobee (2004-14)	11
Fred Taylor (1998-2008).....	11
Jimmy Smith (1995-2005).....	11
Rashean Mathis (2003-12).....	10
Rob Meier (2000-08).....	9
Greg Jones (2004-12).....	9
Daryl Smith (2004-12).....	9
David Garrard (2002-10).....	9
Maurice Williams (2001-09).....	9
Paul Spicer (2000-08).....	9
Donovin Darius (1998-2006).....	9
Mark Brunell (1995-2003)	9
Maurice Jones-Drew (2006-13)	8
Vince Manuwai (2003-10).....	8
John Henderson (2002-09).....	8
Joe Zelenka (2001-08).....	8
Kyle Brady (1999-2006)	8
Tony Brackens (1996-2003).....	8
ABRY JONES (2013-19).....	7
Tony Boselli (1995-2001).....	7
Mike Hollis (1995-2001).....	7

GAMES PLAYED

Brad Meester (2000-13).....	209
Jimmy Smith (1995-2005).....	171
Mercedes Lewis (2006-17)	170
Josh Scobee (2004-14)	168
Fred Taylor (1998-2008).....	140
Rob Meier (2000-08).....	138
Rashean Mathis (2003-12).....	137
Joe Zelenka (2001-08).....	128
Daryl Smith (2004-12).....	126
John Henderson (2002-09).....	124

CONSECUTIVE GAMES PLAYED

Joe Zelenka (2001-08).....	128
Josh Scobee (2007-14).....	119
Tyson Alualu (2010-15).....	96
Bryan Barker (1995-2000).....	96
Brad Meester (2000-05).....	92
Brad Meester (2008-13).....	89
Jimmy Smith (1995-2000).....	88
Marcus Stroud (2001-06).....	86
John Henderson (2002-06).....	82
Mike Hollis (1995-2000).....	82

GAMES STARTED

Brad Meester (2000-13).....	209
Mercedes Lewis (2006-17)	157
Jimmy Smith (1995-2005).....	150
Fred Taylor (1998-2008).....	136
Rashean Mathis (2003-12).....	129
Daryl Smith (2004-12).....	124
John Henderson (2002-09).....	120
Mark Brunell (1995-2003).....	117
Donovin Darius (1998-2006).....	115
Kyle Brady (1999-2006)	110

CONSECUTIVE GAMES STARTED

Brad Meester (Sept. 3, 2000-Dec. 4, 2005).....	92
Brad Meester (Oct. 26, 2008-Dec. 22, 2013).....	89
Rashean Mathis (Sept. 7, 2003-Nov. 25, 2007)	74
Blake Bortles (Sept. 28, 2014-Nov. 25, 2018)	72
Vince Manuwai (Nov. 30, 2003-Dec. 23, 2007).....	68
Marcus Stroud (Sept. 8, 2002-Oct. 1, 2006).....	68
Tyson Alualu (Sept. 12, 2011-Dec. 29, 2013)	64
Maurice Williams (Sept. 7, 2003-Dec. 31, 2006)	64
Chris Naeole (Sept. 8, 2002-Dec. 24, 2005).....	63
Uche Nwaneri (Oct. 4, 2009-Dec. 23, 2012).....	60

SCORING

POINTS

Josh Scobee (2004-14)	1,022
Mike Hollis (1995-2001).....	764
Maurice Jones-Drew (2006-13)	486
Fred Taylor (1998-2008).....	424
Jimmy Smith (1995-2005).....	418
Jason Myers (2015-17).....	268
JOSH LAMBO (2017-19).....	234
James Stewart (1995-99).....	228
Mercedes Lewis (2006-17).....	200
Keenan McCardell (1996-2001).....	190

CONSECUTIVE GAMES SCORING

Mike Hollis (Dec. 24, 1995-Sept. 10, 2000).....	67
Josh Scobee (Jan. 2, 2005-Oct. 4, 2009).....	61
Josh Scobee (Oct. 18, 2009-Oct. 28, 2012).....	50
Jason Myers (Sept. 13, 2015-Oct. 15, 2017).....	38
Josh Scobee (Sept. 15, 2013-Dec. 28, 2014).....	31
Mike Hollis (Oct. 16, 2000-Dec. 30, 2001).....	25
JOSH LAMBO (Oct. 22, 2015 - Nov. 25, 2018).....	21
Seth Marler (Sept. 7, 2003-Dec. 28, 2003).....	16
Josh Scobee (Sept. 12-Dec. 19, 2004).....	14
Mike Hollis (Sept. 3-Dec. 10, 1995).....	14
Several players tied	8

TOUCHDOWNS

Maurice Jones-Drew (2006-13)	81
Fred Taylor (1998-2008)	70
Jimmy Smith (1995-2005).....	69
James Stewart (1995-99).....	38
Mercedes Lewis (2006-17)	33
Keenan McCardell (1996-2001)	30
Allen Robinson (2014-17).....	22
Allen Hurns (2014-17).....	21
Stacey Mack (1999-2002).....	20
Reggie Williams (2004-08).....	18
David Garrard (2002-10).....	17

CONSECUTIVE GAMES SCORING TD

Fred Taylor (Sept. 20-Nov. 22, 1998).....	8
Maurice Jones-Drew (Nov. 12-Dec. 31, 2006).....	8
Allen Hurns (Sept. 27-Nov. 15, 2015).....	7
Fred Taylor (Nov. 12-Dec. 23, 2000).....	7
LEONARD FOURNETTE (Sept. 10-Oct. 15, 2017).....	6
Allen Robinson (Nov. 29-Dec. 27, 2015).....	5
Maurice Jones-Drew (Oct. 18-Nov. 22, 2009)	5
Maurice Jones-Drew (Nov. 4-Dec. 2, 2007).....	5
Mercedes Lewis (Dec. 1-22, 2013).....	4
Several players tied	4

FIELD GOALS MADE

Josh Scobee (2004-14)	235
Mike Hollis (1995-2001).....	175
Jason Myers (2015-17).....	64
JOSH LAMBO (2017-19).....	60
Seth Marler (2003).....	20
John Carney (2007).....	9
Tim Seder (2002).....	8
Danny Boyd (2002).....	5
Hayden Epstein (2002).....	5
Steve Lindsey (1999-2000).....	5
Kai Forbath (2018).....	4

CONSECUTIVE FIELD GOALS MADE

JOSH LAMBO (DEC. 2, 2018-NOV. 3, 2019).....	24
JOSH LAMBO (Nov. 19, 2017-Nov. 11, 2018).....	24
Josh Scobee (Nov. 27, 2011-Nov. 4, 2012).....	20
Mike Hollis (Nov. 1, 1998-Sept. 19, 1999).....	20
Jason Myers (Nov. 15, 2015-Sept. 11, 2016).....	16
Mike Hollis (Oct. 12-Nov. 30, 1997).....	16
Josh Scobee (Sept. 11-Nov. 13, 2011).....	15
Josh Scobee (Oct. 1-Nov. 26, 2006).....	15
Josh Scobee (Dec. 23, 2012-Nov. 10, 2013).....	14
Josh Scobee (Sept. 12-Nov. 14, 2010).....	14

CONSECUTIVE GAMES SCORING FG

Josh Scobee (Nov. 14, 2010-Oct. 24, 2011).....	15
JOSH LAMBO (Oct. 22 - Sept. 30, 2018).....	14
Josh Scobee (Oct. 29, 2006-Dec. 16, 2007).....	13
Mike Hollis (Sept. 12-Nov. 21, 1999).....	10
Josh Scobee (Nov. 24, 2013-Sept. 21, 2014).....	9
Josh Scobee (Sept. 15-Nov. 10, 2013)	8
Josh Scobee (Jan. 3-Oct. 24, 2010).....	8
Josh Scobee (Nov. 13, 2005-Jan. 1, 2006).....	8
Seth Marler (Sept. 7-Nov. 2, 2003).....	8
Mike Hollis (Dec. 24, 1995-Oct. 13, 1996).....	8

FIELD GOAL PERCENTAGE (MIN. 25 FGA)

JOSH LAMBO (2017-19).....	93.8
Jason Myers (2015-17).....	81.0
Josh Scobee (2004-14)	80.8
Mike Hollis (1995-2001).....	80.6

EXTRA POINTS MADE

Josh Scobee (2004-14)	317
Mike Hollis (1995-2001).....	239
Jason Myers (2015-17).....	76
JOSH LAMBO (2017-19).....	54
Seth Marler (2003).....	30
John Carney (2007).....	20
Hayden Epstein (2002).....	13
Tim Seder (2002).....	11
Danny Boyd (2002).....	7
Steve Lindsey (1999-2000).....	5
Kai Forbath (2018).....	3

LONGEST FIELD GOALS

Josh Scobee (Oct. 3, 2010 vs. Ind.)	59
Jason Myers (Sept. 20, 2015 vs. Mia.).....	58
JOSH LAMBO (Oct. 28, 2018 vs. Phi.)	57
JOSH LAMBO (Nov. 5, 2017 vs. Cin.)	56
Jason Myers (Dec. 24, 2016 vs. Ten.).....	56
Josh Lambo (Nov. 11, 2018 at Ind.).....	55
Josh Scobee (Dec. 15, 2013 vs. Buf.).....	55
Josh Scobee (Sept. 18, 2011 at NYJ).....	55

CONSECUTIVE EXTRA POINTS MADE

Mike Hollis (Oct. 22, 1995-Dec. 9, 2001).....	220
Josh Scobee (Nov. 8, 2009-Jan. 1, 2012).....	82
Josh Scobee (Sept. 12, 2004-Jan. 1, 2006).....	59
Josh Scobee (Dec. 16, 2007-Nov. 1, 2009).....	58
Josh Scobee (Sept. 10, 2006-Dec. 16, 2007).....	55
Josh Scobee (Sept. 16, 2012-Dec. 22, 2013).....	39
Seth Marler (Sept. 7-Dec. 28, 2003).....	30

INDIVIDUAL RECORDS



PASSING

PASSING YARDS

Mark Brunell (1995-2003)	25,698
Blake Bortles (2014-18)	17,646
David Garrard (2002-10)	16,003
Byron Leftwich (2003-06)	9,042
Chad Henne (2012-17)	5,817
Blaine Gabbert (2011-13)	4,357
GARDNER MINSHEW II (2019)	2,285
Quinn Gray (2005-07)	1,252
Steve Beuerlein (1995)	952
Jonathan Quinn (1998-2001)	748

CONSECUTIVE PASS COMPLETIONS

David Garrard (Nov. 14-21, 2010)	17
Byron Leftwich (Oct. 17-24, 2004)	15
GARDNER MINSHEW II (SEPT. 8, 2019)	13
Mark Brunell (Sept. 7, 2003 at Car.)	13
Mark Brunell (Oct. 6, 1996 at N.O.)	13

PASS ATTEMPTS

Mark Brunell (1995-2003)	3,616
Blake Bortles (2014-18)	2,632
David Garrard (2002-10)	2,281
Byron Leftwich (2003-06)	1,344
Chad Henne (2012-17)	891
Blaine Gabbert (2011-13)	777
GARDNER MINSHEW II (2019)	307
Quinn Gray (2005-07)	180
Steve Beuerlein (1995)	142
Cody Kessler (2018)	131

TOUCHDOWN PASSES

Mark Brunell (1995-2003)	144
Blake Bortles (2014-18)	103
David Garrard (2002-10)	89
Byron Leftwich (2003-06)	51
Chad Henne (2012-17)	27
Blaine Gabbert (2011-13)	22
GARDNER MINSHEW II (2019)	13
Quinn Gray (2005-07)	12
Jamie Martin (1998-2000)	4
Steve Beuerlein (1995)	4
NICK FOLE (2019)	3

INTERCEPTIONS THROWN

Mark Brunell (1995-2003)	86
Blake Bortles (2014-18)	75
David Garrard (2002-10)	54
Byron Leftwich (2003-06)	36
Chad Henne (2012-17)	26
Blaine Gabbert (2011-13)	24
Steve Beuerlein (1995)	7
Quinn Gray (2005-07)	5
GARDNER MINSHEW II (2019)	4
Luke McCown (2009-11)	4
Jonathan Quinn (1998-2001)	4

INTERCEPTION % (MIN. 125 ATTEMPTS)

GARDNER MINSHEW II (2019)	1.30
Cody Kessler (2018)	1.53
David Garrard (2002-10)	2.37
Mark Brunell (1995-2003)	2.38
Byron Leftwich (2003-06)	2.68
Quinn Gray (2005-07)	2.78
Blake Bortles (2014-18)	2.85
Chad Henne (2012-17)	2.92

LONGEST PASSING TOUCHDOWNS

Blake Bortles (Dec. 27, 2015 at N.O.)	90
Byron Leftwich (Sept. 28, 2003 at Hou.)	84
Chad Henne (Nov. 18, 2012 at Hou.)	81
Blake Bortles (Nov. 11, 2018 at Ind.)	80
Blake Bortles (Dec. 13, 2015 vs. Ind.)	80
Blaine Gabbert (Sept. 23, 2012 at Ind.)	80
Quinn Gray (Nov. 4, 2007 at N.O.)	80
Mark Brunell (Sept. 15, 2002 at K.C.)	79
Mark Brunell (Nov. 1, 1998 at Bal.)	78
Blake Bortles (Dec. 10, 2017 vs. Sea)	75
David Garrard (Nov. 21, 2010 vs. Cle.)	75
Mark Brunell (Nov. 9, 1997 vs. K.C.)	75

300-YARD PASSING GAMES

Mark Brunell (1995-2003)	22
Blake Bortles (2014-18)	20
David Garrard (2002-10)	6
Chad Henne (2012-17)	5
Byron Leftwich (2003-06)	4
GARDNER MINSHEW II (2019)	2
Quinn Gray (2003-07)	2

400-YARD PASSING GAMES

Mark Brunell (1995-2003)	2
Blake Bortles (2014-18)	1

PASS COMPLETIONS

Mark Brunell (1995-2003)	2,184
Blake Bortles (2014-18)	1,561
David Garrard (2002-10)	1,406
Byron Leftwich (2003-06)	789
Chad Henne (2012-17)	513
Blaine Gabbert (2011-13)	414
GARDNER MINSHEW II (2019)	188
Quinn Gray (2005-07)	101
Cody Kessler (2018)	85
Steve Beuerlein (1995)	71
Jonathan Quinn (1998-2001)	66

CONSECUTIVE GAMES WITH TD PASS

Blake Bortles (Sept. 13-Dec. 27, 2015)	15
Mark Brunell (Oct. 7, 2001-Sept. 15, 2002)	14
Byron Leftwich (Nov. 30, 2003-Oct. 24, 2004)	12
Blake Bortles (Sept. 11-Nov. 27, 2016)	11
Mark Brunell (Oct. 22-Sept. 1, 2001)	10
David Garrard (Dec. 17, 2006-Oct. 14, 2007)	8
Byron Leftwich (Sept. 25-Nov. 20, 2005)	8
Mark Brunell (Oct. 19-Dec. 7, 1997)	8
Mark Brunell (Sept. 17-Nov. 12, 1995)	8
Two players tied	7

CONSECUTIVE GAMES WITH NO INTs

David Garrard (Sept. 9-Nov. 25, 2007)	8
David Garrard (Dec. 11, 2005-Nov. 5, 2006)	6
Mark Brunell (Oct. 11-Nov. 14, 1999)	5
Mark Brunell (Dec. 1, 1996-Sept. 22, 1997)	5
Several players tied	4

CONSECUTIVE PASSES WITH NO INTs


David Garrard (Sept. 9-Nov. 25, 2007)	209
David Garrard (Dec. 4, 2005-Nov. 12, 2006)	175
Mark Brunell (Nov. 24, 1996-Sept. 28, 1997)	172
GARDNER MINSHEW II (SEPT. 8-OCT. 13, 2019)	163
David Garrard (Nov. 22-Dec. 17, 2009)	155

PASSER RATING (MIN. 200 ATTEMPTS)

GARDNER MINSHEW II (2019)	92.8
David Garrard (2002-10)	85.8
Mark Brunell (1995-2003)	85.4
Blake Bortles (2014-18)	80.6
Byron Leftwich (2003-06)	80.5
Chad Henne (2012-17)	75.4

COMPLETION % (MIN. 125 ATTEMPTS)

Cody Kessler (2018)	64.89
David Garrard (2002-10)	61.64
GARDNER MINSHEW II (2019)	61.23
Mark Brunell (1995-2003)	60.40
Blake Bortles (2014-18)	59.31
Byron Leftwich (2003-06)	58.71
Chad Henne (2012-17)	57.71
Quinn Gray (2005-07)	56.11
Blaine Gabbert (2011-13)	53.28
Jonathan Quinn (1998-2001)	52.80



LONGEST PASS COMPLETIONS

Blake Bortles (Dec. 27, 2015 at N.O.)	90t
Byron Leftwich (Sept. 28, 2003 at Hou.)	84t
Chad Henne (Nov. 18, 2012 at Hou.)	81t
Blake Bortles (Nov. 11, 2018 at Ind.)	80
Blake Bortles (Dec. 13, 2015 vs. Ind.)	80t
Blaine Gabbert (Sept. 23, 2012 at Ind.)	80t
Quinn Gray (Nov. 4, 2007 at N.O.)	80t
Mark Brunell (Sept. 15, 2002 at K.C.)	79t
Mark Brunell (Nov. 1, 1998 at Bal.)	78t
Blake Bortles (Dec. 10, 2017 vs. Sea)	75t
David Garrard (Nov. 21, 2010 vs. Cle.)	75
Mark Brunell (Nov. 9, 1997 vs. K.C.)	75

AVG. GAIN PER ATTEMPT (MIN. 200 ATTEMPTS)

GARDNER MINSHEW II (2019)	7.44
Mark Brunell (1995-2003)	7.11
David Garrard (2002-10)	7.02
Quinn Gray (2005-07)	6.96
Byron Leftwich (2003-06)	6.73
Blake Bortles (2014-18)	6.70
Steve Beuerlein (1995)	6.70
Chad Henne (2012-17)	6.54
Jonathan Quinn (1998-2001)	5.98



INDIVIDUAL RECORDS



RUSHING

RUSHING YARDS

Fred Taylor (1998-2008)	11,271
Maurice Jones-Drew (2006-13)	8,071
James Stewart (1995-99)	2,951
LEONARD FOURNETTE (2017-19)	2,333
Mark Brunell (1995-2003)	2,219
T.J. Yeldon (2015-18)	1,872
Blake Bortles (2014-18)	1,775
David Garrard (2002-10)	1,746
Stacey Mack (1999-2002)	1,498
Natrone Means (1996-97)	1,330

CONSECUTIVE GAMES WITH RUSHING TD

Maurice Jones-Drew (Nov. 12-Dec. 31, 2006)	8
Maurice Jones-Drew (Oct. 18-Nov. 22, 2009)	5
Maurice Jones-Drew (Nov. 11-Dec. 2, 2007)	4
Fred Taylor (Dec. 3-23, 2000)	4
Fred Taylor (Dec. 13, 1999-Jan. 2, 2000)	4
James Stewart (Nov. 21-Dec. 13, 1999)	4
Fred Taylor (Nov. 1-22, 1998)	4
Natrone Means (Nov. 9-30, 1997)	4

RUSHING ATTEMPTS

Fred Taylor (1998-2008)	2,428
Maurice Jones-Drew (2006-13)	1,804
James Stewart (1995-99)	765
LEONARD FOURNETTE (2017-19)	583
T.J. Yeldon (2015-18)	465
Mark Brunell (1995-2003)	429
Natrone Means (1996-97)	396
David Garrard (2002-10)	380
Stacey Mack (1999-2002)	372
Blake Bortles (2014-18)	281
Greg Jones (2004-12)	270

RUSHING TOUCHDOWNS

Maurice Jones-Drew (2006-13)	68
Fred Taylor (1998-2008)	62
James Stewart (1995-99)	33
Stacey Mack (1999-2002)	19
David Garrard (2002-10)	17
LEONARD FOURNETTE (2017-19)	15
Mark Brunell (1995-2003)	14
Natrone Means (1996-97)	11
Greg Jones (2004-12)	10
Blake Bortles (2014-18)	8
Byron Leftwich (2003-06)	8

RUSHING AVERAGE (MIN. 100 ATTEMPTS)

Blake Bortles (2014-18)	6.32
Mark Brunell (1995-2003)	5.17
Fred Taylor (1998-2008)	4.64
David Garrard (2002-10)	4.59
Maurice Jones-Drew (2006-13)	4.47
Rashad Jennings (2009-12)	4.21
Jordan Todman (2012-14)	4.05
T.J. Yeldon (2015-18)	4.03
Stacey Mack (1999-2002)	4.03
LEONARD FOURNETTE (2017-19)	4.00

LONGEST RUNS FROM SCRIMMAGE

LEONARD FOURNETTE (Oct. 8, 2017 at Pit.)	90t
LEONARD FOURNETTE (Sept. 29, 2019 at DEN)	81
Maurice Jones-Drew (Nov. 1, 2009 at Ten.)	80t
Fred Taylor (Dec. 9, 2007 vs. Car.)	80t
Maurice Jones-Drew (Nov. 1, 2009 at Ten.)	79t
Fred Taylor (Oct. 12, 1998 vs. Mia.)	77t
Fred Taylor (Oct. 14, 2007 vs. Hou.)	76
Fred Taylor (Dec. 10, 2006 vs. Ind.)	76
LEONARD FOURNETTE (Oct. 15, 2017 vs. LAR)	75t

LONGEST RUSHING TDs

LEONARD FOURNETTE (Oct. 8, 2017 at Pit.)	90
Maurice Jones-Drew (Nov. 1, 2009 at Ten.)	80
Fred Taylor (Dec. 9, 2007 vs. Car.)	80
Maurice Jones-Drew (Nov. 1, 2009 at Ten.)	79
Fred Taylor (Oct. 12, 1998 vs. Mia.)	77
LEONARD FOURNETTE (Oct. 15, 2017 vs. LAR)	75

RECEIVING

RECEPTIONS

Jimmy Smith (1995-2005)	862
Keenan McCardell (1996-2001)	499
Mercedes Lewis (2006-17)	375
Maurice Jones-Drew (2006-13)	335
Fred Taylor (1998-2008)	286
Kyle Brady (1999-2006)	241
Allen Robinson (2014-17)	202
Pete Mitchell (1995-2002)	191
Reggie Williams (2004-08)	189
Allen Hurns (2014-17)	179

CONSECUTIVE GAMES WITH RECEPTION

Jimmy Smith (Oct. 29, 1995-Dec. 17, 2000)	86
Jimmy Smith (Sept. 9, 2001-Jan. 1, 2006)	76
Maurice Jones-Drew (Dec. 10, 2006-Dec. 19, 2010)	65
Keenan McCardell (Dec. 28, 1998-Jan. 6, 2002)	49
Keenan McCardell (Sept. 1, 1996-Dec. 13, 1998)	45
Allen Robinson (2014-17)	43
Allen Hurns (Sept. 7, 2014-Oct. 27, 2016)	38
Mercedes Lewis (Sept. 12, 2010-Sept. 9, 2012)	32

RECEIVING YARDS

Jimmy Smith (1995-2005)	12,287
Keenan McCardell (1996-2001)	6,393
Mercedes Lewis (2006-16)	4,502
Maurice Jones-Drew (2006-13)	2,873
Allen Robinson (2014-17)	2,848
Allen Hurns (2014-17)	2,631
Kyle Brady (1999-2006)	2,500
Fred Taylor (1998-2008)	2,361
Cecil Shorts III (2011-14)	2,343
Reggie Williams (2004-08)	2,322
MARQISE LEE (2014-19)	2,184

CONSECUTIVE GAMES WITH REC. TD

Allen Hurns (Sept. 27-Nov. 15, 2015)	7
Allen Robinson (Nov. 29-Dec. 27, 2015)	5
Julius Thomas (Nov. 19-Dec. 13, 2015)	4
Mercedes Lewis (Dec. 1-22, 2013)	4
Cecil Shorts III (Nov. 8-Dec. 2, 2012)	4
Reggie Williams (Dec. 9-30, 2007)	4
Several players tied	3


RECEIVING TOUCHDOWNS

Jimmy Smith (1995-2005)	67
Mercedes Lewis (2006-17)	33
Keenan McCardell (1996-2001)	30
Allen Robinson (2014-17)	22
Allen Hurns (2014-17)	21
Reggie Williams (2004-08)	18
Ernest Wilford (2004-10)	15
Matt Jones (2005-08)	15
Mike Sims-Walker (2008-11)	14
Kyle Brady (1999-2006)	13

YARDS PER RECEPTION (MIN. 100 RECEPTIONS)

Jimmy Smith (1995-2005)	14.25
Allen Hurns (2014-17)	14.10
Allen Robinson (2014-17)	14.10
Ernest Wilford (2004-10)	13.86
Mike Sims-Walker (2008-11)	13.49
Cecil Shorts III (2011-14)	13.31
Matt Jones (2005-08)	12.97
Keenan McCardell (1996-2001)	12.81

*An active streak



INDIVIDUAL RECORDS



RECEIVING



200-YARD RECEIVING GAMES

Jimmy Smith (1995-2005).....	2
------------------------------	---

100-YARD RECEIVING GAMES

Jimmy Smith (1995-2005).....	46
Keenan McCardell (1996-2001)	19
Allen Robinson (2014-17)	8
Allen Hurns (2014-17).....	8
Cecil Shorts III (2011-14).....	7
Matt Jones (2005-08)	6
Mike Sims-Walker (2008-10).....	6
DJ CHARK JR. (2017-19).....	3
KEELAN COLE (2017-19).....	3
Justin Blackmon (2012-13)	3

LONGEST RECEPTIONS

Allen Robinson (Dec. 27, 2015 at N.O.).....	90t
Troy Edwards (Sept. 28, 2003 at Hou.)	84t
Justin Blackmon (Nov. 18, 2012 at Hou.)	81t
Allen Hurns (Dec. 13, 2015 vs. IND.).....	80t
Cecil Shorts III (Sept. 23, 2012 at Ind.)	80t
Reggie Williams (Nov. 4, 2007 at N.O.).....	80t
Patrick Johnson (Sept. 15, 2002 at K.C.)	79t

CONSECUTIVE 100-YARD GAMES

Jimmy Smith (Oct. 24-Nov. 14, 2004)	3
Jimmy Smith (Dec. 19, 1999-Jan. 2, 2000)	3
Jimmy Smith (Nov. 21-Dec. 2, 1999).....	3
Jimmy Smith (Sept. 12-26, 1999).....	3
Jimmy Smith (Nov. 29-Dec. 13, 1998).....	3
Jimmy Smith (Nov. 9-23, 1997)	3
Jimmy Smith (Aug. 31-Sept. 22, 1997)	3
Several players tied	2

LONGEST RECEIVING TDs

Allen Robinson (Dec. 27, 2015 at N.O.).....	90
Troy Edwards (Sept. 28, 2003 at Hou.)	84
Justin Blackmon (Nov. 18, 2012 at Hou.)	81
Allen Hurns (Dec. 13, 2015 vs. Ind.).....	80
Cecil Shorts III (Sept. 23, 2012 at Ind.)	80
Reggie Williams (Nov. 4, 2007 at N.O.).....	80
Patrick Johnson (Sept. 15, 2002 at K.C.)	79
Fred Taylor (Nov. 1, 1998 at Bal.).....	78
KEELAN COLE (Dec. 10, 2017 vs. Sea.).....	75

YARDAGE

SCRIMMAGE YARDS

Fred Taylor (1998-2008)	13,632
Jimmy Smith (1995-2005)	12,286
Maurice Jones-Drew (2006-13)	10,944
Keenan McCardell (1996-2001)	6,393
Mercedes Lewis (2006-17)	4,502
James Stewart (1995-99)	3,804
T.J. Yeldon (2015-18).....	3,174
LEONARD FOURNETTE (2017-19).....	3,149
Allen Robinson (2014-17)	2,848
Allen Hurns (2014-17).....	2,631

ALL-PURPOSE YARDS

Fred Taylor (1998-2008)	13,640
Maurice Jones-Drew (2006-13)	13,110
Jimmy Smith (1995-2005).....	12,875
Keenan McCardell (1996-2001)	6,499
Mercedes Lewis (2006-17)	4,502
James Stewart (1995-99)	3,793
Reggie Barlow (1996-2000).....	3,687
Mike Thomas (2009-12).....	3,276
T.J. Yeldon (2015-18).....	3,174
LEONARD FOURNETTE (2017-19).....	3,149
Allen Robinson (2014-17)	2,848

PUNTING

PUNTS

Bryan Barker (1995-2000).....	456
Chris Hanson (2001-06)	424
Bryan Anger (2012-15).....	360
Adam Podlesh (2007-10).....	229
Brad Nortman (2016-17).....	164
LOGAN COOKE (2018-19).....	134
Nick Harris (2011)	72
Mark Royals (2003)	45
Matt Turk (2011)	27

LONGEST PUNTS

Bryan Barker (Oct. 11, 1999 at N.Y. Jets).....	83
Brad Nortman (Oct. 2, 2016 vs. Ind.).....	78
Adam Podlesh (Oct. 28, 2007 at T.B.).....	76
Chris Hanson (Nov. 20, 2005 at Ten.).....	74
Bryan Anger (Oct. 4, 2012 vs. Det.).....	73
LOGAN COOKE (Dec. 16, 2017 vs. Was.).....	72
Bryan Anger (Dec. 14, 2014 at Bal.).....	69
Chris Hanson (Sept. 12, 2004 at Buf.).....	69
Brad Nortman (Dec. 18, 2016 at Hou.).....	67
Brad Nortman (Sept. 11, 2016 vs. G.B.).....	67
Bryan Anger (Nov. 30, 2014 vs. N.Y. Giants).....	66

PUNT YARDS

Bryan Barker (1995-2000).....	19,849
Chris Hanson (2001-06).....	18,190
Bryan Anger (2012-15).....	16,855
Adam Podlesh (2007-10).....	9,751
Brad Nortman (2016-17).....	7,424
LOGAN COOKE (2018-19).....	6,057
Nick Harris (2011)	3,075
Mark Royals (2003)	1,852
Matt Turk (2011)	1,072

INSIDE THE 20 (MIN. 100 PUNTS)

Bryan Barker (1995-2000).....	151
Chris Hanson (2001-06).....	136
Bryan Anger (2011-15).....	113
Adam Podlesh (2007-10).....	75

GROSS AVERAGE (MIN. 100 PUNTS)

Bryan Anger (2012-15).....	46.8
Brad Nortman (2016-17).....	45.3
LOGAN COOKE (2018-19).....	45.2
Bryan Barker (1995-2000).....	43.5
Chris Hanson (2001-06).....	42.9

NET AVERAGE (MIN. 100 PUNTS)

LOGAN COOKE (2018-19).....	42.2
Bryan Anger (2012-15).....	40.5
Brad Nortman (2016-17).....	39.2
Adam Podlesh (2007-10).....	37.8
Bryan Barker (1995-2000).....	37.2

CONSECUTIVE PUNTS WITHOUT BLOCK

Bryan Barker (1995-2000).....	456
Adam Podlesh (2007-10).....	229
Chris Hanson (2001-03)	168

FEWEST TOUCHBACKS (MIN. 100 PUNTS)

LOGAN COOKE (2018-19).....	9
Brad Nortman (2016-17).....	17
Adam Podlesh (2007-10).....	19
Bryan Anger (2012-15).....	27
Bryan Barker (1995-2000).....	43

INDIVIDUAL RECORDS



RETURNS

KICKOFF RETURNS

Maurice Jones-Drew (2006-13)	79
Deji Karim (2010-11)	77
Brian Witherspoon (2008-09)	76
Reggie Barlow (1996-2000)	70
Jordan Todman (2012-14)	68
Willie Jackson (1995-97)	58
David Allen (2003-04)	52
Derrick Wimbush (2005-06)	47
Elvis Joseph (2001-02)	44
Corey Grant (2015-18)	41

KICKOFF RETURN YARDS

Maurice Jones-Drew (2006-12)	2,054
Deji Karim (2010-11)	1,900
Brian Witherspoon (2008-09)	1,818
Jordan Todman (2012-14)	1,762
Reggie Barlow (1996-2000)	1,634
Willie Jackson (1995-97)	1,206
Derrick Wimbush (2005-06)	1,136
David Allen (2003-04)	1,041
Elvis Joseph (2001-02)	990
Corey Grant (2015-18)	967

KICKOFF RETURN TOUCHDOWNS

Maurice Jones-Drew (2006-11)	2
MARQISE LEE (2014-2019)	1
Derrick Wimbush (2005-06)	1
Jimmy Smith (1995-2005)	1
Elvis Joseph (2001-02)	1
Alvis Whitted (1998-2001)	1
Reggie Barlow (1996-2000)	1

LONGEST KICKOFF RETURNS

MARQISE LEE (DEC. 18, 2016 AT HOU.)	100t
Maurice Jones-Drew (Nov. 4, 2007 at N.O.)	100t
Alvis Whitted (Dec. 26, 1999 at Ten.)	98t
Elvis Joseph (2001-02)	85t
Maurice Jones-Drew (Dec. 10, 2006 vs. Ind.)	93t
Reggie Barlow (Dec. 7, 1997 vs. N.E.)	92t

KICK RETURN AVERAGE (MIN. 50 RETURNS)

Maurice Jones-Drew (2006-13)	26.00
Jordan Todman (2012-14)	25.91
Deji Karim (2010-11)	24.68
Brian Witherspoon (2008-09)	23.92
Reggie Barlow (1996-2000)	23.34
Willie Jackson (1995-97)	20.79

PUNT RETURN YARDS

Reggie Barlow (1996-2000)	1,581
Alvin Pearman (2005-08)	693
Mike Thomas (2009-12)	620
David Allen (2003-04)	468
Rashad Greene Sr. (2015-18)	448
Ace Sanders (2013-14)	367
DEDE WESTBROOK (2017-19)	358
Chris Hudson (1995-98)	348
Jaydon Mickens (2017-18)	346
Damon Gibson (2001-02)	333

PUNT RETURN AVERAGE (MIN. 25 RETURNS)

Bobby Shaw (2002)	12.40
David Allen (2003-04)	11.14
Rashad Greene SR. (2015-18)	10.93
Chris Hudson (1995-98)	10.88
Reggie Barlow (1996-2000)	10.83
DEDE WESTBROOK (2017-19)	10.23
Jermaine Lewis (2003-04)	9.71
Jaydon Mickens (2017-18)	8.87
Alvin Pearman (2005-08)	8.56
Damon Gibson (2001-02)	8.54

PUNT RETURN TOUCHDOWNS

Reggie Barlow (1996-2000)	2
DEDE WESTBROOK (2017-19)	1
Jaydon Mickens (2017-18)	1
Rashad Greene Sr. (2015-18)	1
Mike Thomas (2009-12)	1
Bobby Shaw (2002)	1



PUNT RETURNS

Reggie Barlow (1996-2000)	146
Alvin Pearman (2005-08)	81
Mike Thomas (2009-12)	75
Ace Sanders (2013-14)	57
David Allen (2003-04)	42
Rashad Greene Sr. (2015-18)	41
Damon Gibson (2001-02)	39
Jaydon Mickens (2017-18)	39
DEDE WESTBROOK (2017-19)	35
Chris Hudson (1995-98)	32
Dennis Northcutt (2007-08)	31

LONGEST PUNT RETURNS

Reggie Barlow (Sept. 13, 1998 vs. K.C.)	85t
Mike Thomas (Dec. 18, 2010 at Ind.)	78t
DEDE WESTBROOK (DEC. 16, 2018 VS. WAS.)	74t
Reggie Barlow (Nov. 21, 1999 vs. N.O.)	74t
Rashad Greene Sr. (Dec. 13, 2015 vs. Ind.)	73t
Jaydon Mickens (Dec. 10, 2017 vs. Sea.)	72
Bobby Shaw (Oct. 6, 2002 vs. Phi.)	69t
Jaydon Mickens (Nov. 5, 2017 vs. Cin.)	63t

DEFENSE

INTERCEPTIONS

Rashean Mathis (2003-12)	30
Aaron Beasley (1996-2001)	15
Donovin Darius (1998-2006)	14
Derek Cox (2009-12)	12
Paul Posluszny (2011-17)	11
Jalen Ramsey (2016-19)	10
Telvin Smith (2014-18)	9
A.J. BOUYE (2017-19)	8
Mike Peterson (2003-08)	8
Chris Hudson (1995-98)	8
Reggie Nelson (2007-09)	7
Deon Grant (2004-06)	7
Marlon McCree (2001-03)	7
Jason Craft (1999-2003)	7

LONGEST INTERCEPTION RETURNS

Aaron Beasley (Sept. 12, 1999 vs. S.F.)	93t
Rashean Mathis (Oct. 5, 2008 vs. Pit.)	72t
Tashaun Gipson (Sept. 10, 2017 at Hou.)	67
Rashean Mathis (Sept. 21, 2008 at Ind.)	61t
Paul Posluszny (Oct. 13, 2013 at Den.)	59t

CONSECUTIVE GAMES WITH INT

Brian Williams (Oct. 14-Nov. 11, 2007)	3
Jalen Ramsey (Dec. 3-10, 2017)	2
Jalen Ramsey (Dec. 18-24, 2016)	2
Geno Hayes (Dec. 5-15, 2013)	2
Derek Cox (Oct. 7-21, 2012)	2
Morgan Trent (Dec. 24, 2011-Jan. 1, 2012)	2
Rashean Mathis (Dec. 31, 2006-Sept. 9, 2007)	2
Gerald Sensabaugh (Dec. 3-10, 2006)	2
Rashean Mathis (Sept. 10-18, 2006)	2
Rashean Mathis (Oct. 16-30, 2005)	2
Donovin Darius (Nov. 21-28, 2004)	2
Mike Peterson (Nov. 23-30, 2003)	2
Marlon McCree (Dec. 1-8, 2002)	2
Marlon McCree (Nov. 10-17, 2002)	2
Donovin Darius (Oct. 31-Nov. 7, 1999)	2
Chris Hudson (Sept. 20-27, 1998)	2
Chris Hudson (Nov. 2-9, 1997)	2
James Williams (Nov. 26-Dec. 3, 1995)	2

INTs RETURNED FOR TOUCHDOWN

Rashean Mathis (2003-12)	3
Telvin Smith (2014-18)	3
Aaron Beasley (1996-2001)	2
Several players tied	1



INDIVIDUAL RECORDS



DEFENSE

SACKS

Tony Brackens (1996-2003).....	55.0
YANNICK NGAKOUE (2016-19).....	34.5
Joel Smeenge (1995-2000).....	34.0
CALAIS CAMPBELL (2017-19).....	30.5
John Henderson (2002-09).....	29.0
Paul Spicer (2001-08).....	28.5
Kevin Hardy (1996-2001).....	28.5

CONSECUTIVE GAMES WITH SACK

Tony Brackens (Nov. 11-Dec. 30, 2001)	8
JOSH ALLEN (Oct. 6-27, 2019)	4
YANNICK NGAKOUE (Sept. 18-Oct. 16, 2016).....	4
Gary Walker (Oct. 18-Nov. 11, 2001)	4
Tony Brackens (Nov. 28-Dec. 19, 1999)	4
Kevin Hardy (Oct. 11-Nov. 7, 1999)	4
Tony Brackens (Sept. 22-Oct. 12, 1997)	4

TACKLES

Daryl Smith (2004-12).....	1,089
Paul Posluszny (2011-17).....	973
Donovin Darius (1998-2006).....	858
Mike Peterson (2003-08).....	837
Kevin Hardy (1996-2001).....	789
Telvin Smith (2014-18).....	580
John Henderson (2002-09).....	563
Rashean Mathis (2003-12).....	554

TAKEAWAYS

Rashean Mathis (2003-12).....	35
Donovin Darius (1998-2006).....	20
Tony Brackens (1996-2003).....	18
Aaron Beasley (1996-2001).....	18



FUMBLES



FUMBLES

Mark Brunell (1995-2003)	51
Blake Bortles (2014-18)	46
David Garrard (2002-10).....	44
Fred Taylor (1998-2008)	25
Byron Leftwich (2003-06)	25
Maurice Jones-Drew (2006-13)	22
Blaine Gabbert (2011-13)	21

FUMBLES LOST

David Garrard (2002-10).....	21
Blake Bortles (2014-18).....	20
Mark Brunell (1995-2003)	18
Fred Taylor (1998-2008)	12
Maurice Jones-Drew (2006-13)	10
Byron Leftwich (2003-06)	10

LONGEST FUMBLE RECOVERY RETURNS

Aaron Beasley (Nov. 8, 1998 vs. Cin.)	90t
Donovin Darius (Nov. 1, 1998 at Bal.)	83t
Daryl Smith (Oct. 14, 2007 vs. Hou.)	77t
YANNICK NGAKOUE (Dec. 31, 2017 at Ten.)	67t
Ainsley Battles (Dec. 3, 2001 vs. G.B.)	60t
Dante Fowler Jr. (Sept. 10, 2017 at Hou.)	53t

FORCED FUMBLES

Tony Brackens (1996-2003).....	28
YANNICK NGAKOUE (2016-19).....	12
Daryl Smith (2004-12).....	9
Joel Smeenge (1995-2000).....	9
Aaron Beasley (1996-2001)	8
Kevin Hardy (1996-2001)	8
Marcus Stroud (2001-07).....	7
Donovin Darius (1998-2006).....	7
Akin Ayodele (2002-05)	7

OPPONENT FUMBLE RECOVERIES

Tony Brackens (1996-2003).....	13
Donovin Darius (1998-2006).....	6
Fernando Bryant (1999-2003)	6
Kevin Hardy (1996-2001).....	6
Bryan Schwartz (1995-99).....	6
Travis Davis (1995-98).....	6

BLOCKS

BLOCKED FIELD GOALS

Marcus Stroud (2001-07).....	2
Clyde Simmons (1996-97)	2
CALAIS CAMPBELL (2017-19).....	1
Tyson Alualu (2010-16)	1
Chris Clemons (2014-15).....	1
Rashean Mathis (2003-10).....	1
John Henderson (2002-09).....	1

BLOCKED PUNTS

Donovin Darius (1998-2006).....	2
Dave Thomas (1995-99).....	2

BLOCKED FIELD GOAL RETURNS

Chris Hudson (Sept. 22, 1997 vs. Pit.)	1
Mickey Washington (Dec. 1, 1996 vs. Cin.)	1

BLOCKED EXTRA POINTS

Cody Davis (Nov. 3, 2019 vs. Hou.).....	1
Telvin Smith (Dec. 31, 2017 at Ten.).....	1
Jalen Myrick (Dec. 24, 2017 at S.F.).....	1
Sen'Derrick Marks (Nov. 20, 2016 at Det.)	1
Tony Brackens (Oct. 5, 1997 vs. Cin.).....	1
Clyde Simmons (Sept. 22, 1996 at N.E.)	1

BLOCKED PUNT RETURNS

Mike Harris (Dec. 30, 2012 at Ten.)	1
Zach Potter (Dec. 15, 2011 at Atl.).....	1
Alvis Whitted (Nov. 1, 1998 at Bal.)	1
Jimmy Smith (Dec. 3, 1995 at Den.).....	1

SINGLE-SEASON RECORDS



SCORING

POINTS

Mike Hollis (1997).....	134
Mike Hollis (1999).....	130
Josh Scobee (2006).....	119
Mike Hollis (1996).....	117
Jason Myers (2016).....	110
Jason Myers (2015).....	110
Mike Hollis (1998).....	108
Josh Scobee (2010).....	107
Josh Scobee (2005).....	107

TOUCHDOWNS

Fred Taylor (1998).....	17
Maurice Jones-Drew (2009).....	16
Maurice Jones-Drew (2006).....	16
Allen Robinson (2015).....	14
Maurice Jones-Drew (2008).....	14
Fred Taylor (2000).....	14
James Stewart (1999).....	13
Maurice Jones-Drew (2011).....	11
Several players tied.....	10

FIELD GOALS

Mike Hollis (1999).....	31
Mike Hollis (1997).....	31
Mike Hollis (1996).....	30
Jason Myers (2016).....	27
Jason Myers (2015).....	26
Josh Scobee (2006).....	26
Josh Scobee (2012).....	25
Josh Scobee (2000).....	24
Mike Hollis (2000).....	24

FIELD GOAL % (MIN. 25 ATTEMPTS)

Mike Hollis (2000).....	92.3
Josh Scobee (2013).....	92.0
Josh Scobee (2011).....	92.0
Josh Scobee (2012).....	89.3
Jason Myers (2015).....	86.7
Mike Hollis (1997).....	86.1
Mike Hollis (1996).....	83.3
Mike Hollis (1999).....	81.6
Josh Scobee (2006).....	81.3
Mike Hollis (1998).....	80.8



EXTRA POINTS

Mike Hollis (1998).....	45
Josh Scobee (2010).....	41
Josh Scobee (2006).....	41
Mike Hollis (1997).....	41
Josh Scobee (2005).....	38
Mike Hollis (1999).....	37
Josh Scobee (2008).....	33
Mike Hollis (2000).....	33
Jason Myers (2015).....	32
Several players tied.....	30

PASSING

PASSING YARDS

Blake Bortles (2015).....	4,428
Mark Brunell (1996) *Led NFL*.....	4,367
Blake Bortles (2016).....	3,925
Blake Bortles (2017).....	3,687
Mark Brunell (2000).....	3,640
David Garrard (2008).....	3,620
David Garrard (2009).....	3,597
Mark Brunell (2001).....	3,309
Mark Brunell (1997).....	3,281
Chad Henne (2013).....	3,241

PASS ATTEMPTS

Blake Bortles (2016).....	625
Blake Bortles (2015).....	606
Mark Brunell (1996).....	557
David Garrard (2008).....	535
Blake Bortles (2017).....	523
David Garrard (2009).....	516
Mark Brunell (2000).....	512
Chad Henne (2013).....	503
Blake Bortles (2014).....	489
Mark Brunell (2001).....	473

PASS COMPLETIONS

Blake Bortles (2016).....	368
Blake Bortles (2015).....	355
Mark Brunell (1996).....	353
David Garrard (2008).....	335
Blake Bortles (2017).....	315
David Garrard (2009).....	314
Mark Brunell (2000).....	311
Chad Henne (2013).....	305
Mark Brunell (2001).....	289
Blake Bortles (2014).....	280

TOUCHDOWN PASSES

Blake Bortles (2015).....	35
Blake Bortles (2016).....	23
David Garrard (2010).....	23
Blake Bortles (2017).....	21
Mark Brunell (2000).....	20
Mark Brunell (1998).....	20
Mark Brunell (2001).....	19
Mark Brunell (1996).....	19
David Garrard (2007).....	18
Mark Brunell (1997).....	18

INTERCEPTIONS

Mark Brunell (1996).....	20
Blake Bortles (2015).....	18
Blake Bortles (2014).....	17
Blake Bortles (2016).....	16
Byron Leftwich (2003).....	16
David Garrard (2010).....	15
Chad Henne (2013).....	14
Mark Brunell (2000).....	14
Blake Bortles (2017).....	13
David Garrard (2008).....	13
Mark Brunell (2001).....	13

INTERCEPTION % (MIN. 300 ATTEMPTS)

David Garrard (2007).....	0.92
Mark Brunell (1997).....	1.61
Byron Leftwich (2005).....	1.66
Mark Brunell (2002).....	1.68
David Garrard (2009).....	1.94
Mark Brunell (1995).....	2.02
Mark Brunell (1999).....	2.04
Byron Leftwich (2004).....	2.27
David Garrard (2008).....	2.43

COMPLETION % (MIN. 300 ATTEMPTS)

David Garrard (2010).....	64.48
David Garrard (2007).....	64.00
Mark Brunell (1996).....	63.38
David Garrard (2008).....	62.6
Mark Brunell (2001).....	61.10
David Garrard (2009).....	60.85
Mark Brunell (2000).....	60.74
Mark Brunell (1997).....	60.69

PASSER RATING (MIN. 300 ATTEMPTS)

David Garrard (2007).....	102.2
Mark Brunell (1997).....	91.2
David Garrard (2010).....	90.8
Mark Brunell (1998).....	89.9
Byron Leftwich (2005).....	89.3
Blake Bortles (2015).....	88.2
Mark Brunell (2002).....	85.7
Blake Bortles (2017).....	84.7
Mark Brunell (2001).....	84.1

AVG. GAIN PER ATTEMPT (MIN. 300 ATTEMPTS)

Mark Brunell (1996) *Led NFL*.....	7.84
David Garrard (2007).....	7.72
Mark Brunell (1997).....	7.54
David Garrard (2010).....	7.47
Mark Brunell (1998).....	7.35
Blake Bortles (2015).....	7.31
Mark Brunell (2000).....	7.11
Blake Bortles (2017).....	7.05
Byron Leftwich (2005).....	7.03
Mark Brunell (2001).....	7.00

400-YARD PASSING GAMES

Mark Brunell (1996).....	2
Blake Bortles (2018).....	1

300-YARD PASSING GAMES

Blake Bortles (2015).....	6
Mark Brunell (1996).....	6
Blake Bortles (2016).....	5
Blake Bortles (2018).....	4
Blake Bortles (2017).....	4
Blake Bortles (2017).....	4

SINGLE-SEASON RECORDS



RUSHING

RUSHING YARDS

Maurice Jones-Drew (2011) *Led NFL*	1,606
Fred Taylor (2003)	1,572
Fred Taylor (2000)	1,399
Maurice Jones-Drew (2009)	1,391
Maurice Jones-Drew (2010)	1,324
Fred Taylor (2002)	1,314
Fred Taylor (2004)	1,224
Fred Taylor (1998)	1,223
Fred Taylor (2007)	1,202
Fred Taylor (2006)	1,146

RUSHING ATTEMPTS

Fred Taylor (2003)	345
Maurice Jones-Drew (2011)	343
Maurice Jones-Drew (2009)	312
Maurice Jones-Drew (2010)	299
Fred Taylor (2000)	292
Fred Taylor (2002)	287
LEONARD FOURNETTE (2017)	268
Fred Taylor (1998)	264
Fred Taylor (2004)	260
James Stewart (1999)	249

RUSHING TOUCHDOWNS

Maurice Jones-Drew (2009)	15
Fred Taylor (1998)	14
Maurice Jones-Drew (2006)	13
James Stewart (1999)	13
Maurice Jones-Drew (2008)	12
Fred Taylor (2000)	12
LEONARD FOURNETTE (2017)	9
Maurice Jones-Drew (2007)	9
Stacey Mack (2002)	9
Stacey Mack (2001)	9
Natrone Means (1997)	9

RUSHING AVERAGE (MIN. 150 ATTEMPTS)

Maurice Jones-Drew (2006)	5.67
Fred Taylor (2007)	5.39
Fred Taylor (2006)	4.96
Fred Taylor (2000)	4.79
Fred Taylor (2004)	4.71
LEONARD FOURNETTE (2019)	4.69
Maurice Jones-Drew (2011)	4.68
Fred Taylor (1998)	4.63
Maurice Jones-Drew (2007)	4.60
Fred Taylor (1999)	4.60

200-YARD RUSHING GAMES

LEONARD FOURNETTE (2019)	1
Fred Taylor (2000)	1



100-YARD RUSHING GAMES

Fred Taylor (2000)	9
Maurice Jones-Drew (2010)	7
Fred Taylor (2003)	7
Maurice Jones-Drew (2011)	6
Fred Taylor (1998)	6
LEONARD FOURNETTE (2017)	5
Maurice Jones-Drew (2009)	5
Fred Taylor (2007)	5
Fred Taylor (2004)	5
Fred Taylor (2002)	5
Fred Taylor (2006)	4

RECEIVING

RECEPTIONS

Jimmy Smith (1999) *Led NFL*	116
Jimmy Smith (2001)	112
Keenan McCardell (2000)	94
Keenan McCardell (2001)	93
Jimmy Smith (2000)	91
Keenan McCardell (1997)	85
Keenan McCardell (1996)	85
Jimmy Smith (1996)	83
Jimmy Smith (1997)	82
Several players tied	80

RECEIVING YARDS

Jimmy Smith (1999)	1,636
Allen Robinson (2015)	1,400
Jimmy Smith (2001)	1,373
Jimmy Smith (1997)	1,324
Jimmy Smith (1996)	1,244
Jimmy Smith (2000)	1,213
Keenan McCardell (2000)	1,207
Jimmy Smith (1998)	1,182
Jimmy Smith (2004)	1,172
Keenan McCardell (1997)	1,164
Keenan McCardell (1996)	1,129
Keenan McCardell (2001)	1,110
Allen Hurns (2015)	1,031
Jimmy Smith (2002)	1,027
Jimmy Smith (2005)	1,023

YARDS PER RECEPTION (MIN. 50 RECEPTIONS)

Cecil Shorts III (2012)	17.80
Allen Robinson (2015)	17.50
Jimmy Smith (1997)	16.15
Allen Hurns (2015)	16.11
Jimmy Smith (2004)	15.84
DJ CHARK JR. (2019)	15.61
Jimmy Smith (1998)	15.15

RECEIVING TOUCHDOWNS

Allen Robinson (2015) *Led NFL*	14
Allen Hurns (2015)	10
Mercedes Lewis (2010)	10
Reggie Williams (2007)	10
DJ CHARK JR. (2019)	8
Jimmy Smith (2001)	8
Jimmy Smith (2000)	8
Jimmy Smith (1998)	8

200-YARD RECEIVING GAMES

Justin Blackmon (2012)	1
Jimmy Smith (2000)	1
Jimmy Smith (1999)	1
Keenan McCardell (1996)	1

100-YARD RECEIVING GAMES

Jimmy Smith (1999)	9
Allen Robinson (2015)	6
Jimmy Smith (2001)	6
Jimmy Smith (1997)	6
Keenan McCardell (2000)	5
Jimmy Smith (2000)	5
Jimmy Smith (1998)	5



YARDAGE

SCRIMMAGE YARDS

Maurice Jones-Drew (2011)	1,980
Fred Taylor (2003)	1,942
Maurice Jones-Drew (2009)	1,765
Fred Taylor (2002)	1,722
Fred Taylor (1998)	1,644
Maurice Jones-Drew (2010)	1,641
Fred Taylor (2000)	1,639
Jimmy Smith (1999)	1,636
Fred Taylor (2004)	1,569
Allen Robinson (2015)	1,400

ALL-PURPOSE YARDS

Maurice Jones-Drew (2006)	2,250
Maurice Jones-Drew (2007)	2,014
Maurice Jones-Drew (2011)	1,964
Fred Taylor (2003)	1,942
Maurice Jones-Drew (2009)	1,881
Maurice Jones-Drew (2008)	1,739
Fred Taylor (2002)	1,722
Fred Taylor (1998)	1,653
Maurice Jones-Drew (2010)	1,641
Fred Taylor (2000)	1,638



SINGLE-SEASON RECORDS



PUNTING

PUNTS

Bryan Anger (2013)	95
Bryan Anger (2014)	94
Bryan Anger (2012)	91
Brad Nortman (2017)	87
LOGAN COOKE (2018)	86
Bryan Barker (1998)	85
Chris Hanson (2004)	84
Chris Hanson (2005)	82
Chris Hanson (2001)	82
Bryan Barker (1995)	82

GROSS AVERAGE (MIN. 50 PUNTS)

Bryan Anger (2012) *NFL rookie record*	47.8
Bryan Anger (2014)	47.5
Brad Nortman (2016)	46.6
Bryan Anger (2015)	46.3
Bryan Anger (2013)	45.7
LOGAN COOKE (2018)	45.0
Bryan Barker (1998)	45.0

NET AVERAGE (MIN. 50 PUNTS)

LOGAN COOKE (2018)	41.3
Bryan Anger (2012) *NFL rookie record*	40.8
Bryan Anger (2013)	40.5
Bryan Anger (2014)	39.6
Brad Nortman (2016)	39.5
Brad Nortman (2017)	39.4
Bryan Anger (2015)	39.5

INSIDE THE 20 (MIN. 50 PUNTS)

LOGAN COOKE (2018)	37
Chris Hanson (2005)	33
Bryan Barker (1999)	32
Bryan Anger (2013)	31
Bryan Anger (2012)	31

TOUCHBACKS (MIN. 50 PUNTS)

Adam Podlesh (2007)	2
Bryan Anger (2015)	4
Several players tied	5



KICKOFF RETURNS

Brian Witherspoon (2008)	52
Deji Karim (2010)	50
David Allen (2003)	41
Derrick Wimbush (2005)	39
Jordan Todman (2014)	38
Shyrone Stith (2000)	33
Willie Jackson (1997)	32
Maurice Jones-Drew (2007)	31
Maurice Jones-Drew (2006)	31
Reggie Barlow (1998)	30

KICKOFF RETURN TOUCHDOWNS

MARQISE LEE (2016)	1
Maurice Jones-Drew (2007)	1
Several players tied	1

PUNT RETURNS

Alvin Pearman (2005)	49
Reggie Barlow (1998)	43
Damon Gibson (2001)	38
Reggie Barlow (1999)	38
Reggie Barlow (1997)	36
Mike Thomas (2010)	34
Ace Sanders (2014)	32
Chris Hudson (2006)	32
Chris Hudson (1996)	32
Reggie Barlow (2000)	29

PUNT RETURN AVERAGE (MIN. 15 RETURNS)

Rashad Greene Sr. (2015)	16.72
DEDE WESTBROOK (2018)	14.00
Reggie Barlow (1998)	12.91
Bobby Shaw (2002)	12.40
David Allen (2003)	12.00
Reggie Barlow (1997)	11.44
Brian Witherspoon (2008)	11.29
Reggie Barlow (1999)	10.89
Chris Hudson (1996)	10.88
Mike Thomas (2010)	10.53

RETURNS

KICKOFF RETURN YARDS

Brian Witherspoon (2008)	1,250
Deji Karim (2010)	1,248
Jordan Todman (2014)	972
Derrick Wimbush (2005)	955
Maurice Jones-Drew (2006)	860
David Allen (2003)	831
Maurice Jones-Drew (2007)	811
Shyrone Stith (2000)	785
Reggie Barlow (1998)	747
Jordan Todman (2013)	712

KICKOFF RETURN AVERAGE (MIN. 25 RETURNS)

Maurice Jones-Drew (2006)	27.74
Jordan Todman (2013)	27.38
Maurice Jones-Drew (2007)	26.16
Jordan Todman (2014)	25.58
Deji Karim (2010)	24.96
Corey Grant (2017)	24.90
Reggie Barlow (1998)	24.90
Mike Thomas (2009)	24.77

PUNT RETURN YARDS

Reggie Barlow (1998)	555
Reggie Barlow (1999)	414
Reggie Barlow (1997)	412
Alvin Pearman (2005)	410
Mike Thomas (2010)	358
Chris Hudson (1996)	348
Damon Gibson (2001)	333
David Allen (2003)	324
Bobby Shaw (2002)	310
Rashad Greene (2015)	301

PUNT RETURN TOUCHDOWNS

DEDE WESTBROOK (2018)	1
Jaydon Mickens (2017)	1
Rashad Greene Sr. (2015)	1
Mike Thomas (2010)	1
Bobby Shaw (2002)	1
Reggie Barlow (1998, 1999)	1

DEFENSE

INTERCEPTIONS

Rashean Mathis (2006)	8
A.J. BOUYE (2017)	6
Marlon McCree (2002)	6
Aaron Beasley (1999)	6
Nelson (2007)	5
Rashean Mathis (2005)	5
Donovin Darius (2004)	5
Rashean Mathis (2004)	5
Deon Figures (1997)	5
Several players tied	4

INTs RETURNED FOR TOUCHDOWN

Rashean Mathis (2008)	2
Aaron Beasley (1999)	2
Several players tied	1

SACKS

CALAIS CAMPBELL (2017)	14.5
YANNICK NGAOUÉ (2017)	12.0
Tony Brackens (1999)	12.0
Tony Brackens (2001)	11.0
CALAIS CAMPBELL (2018)	10.5
Kevin Hardy (1999)	10.5

TACKLES

Paul Posluszny (2012)	231
Hardy Nickerson (2001)	230
Russell Allen (2012)	201
Paul Posluszny (2011)	192
Mike Peterson (2005)	190
Wali Rainer (2002)	188
Kevin Hardy (1998)	186
Mike Peterson (2004)	178

SINGLE-SEASON RECORDS



DEFENSE & FUMBLES

TAKEAWAYS

Donovin Darius (2004)	9
Rashean Mathis (2006)	8
Marlon McCree (2002)	6
Aaron Beasley (1999)	6

FORCED FUMBLES

Tony Brackens (1999)	8
YANNICK NGAOUE (2017)	6
Tony Brackens (1997)	6

FUMBLES

Blake Bortles (2015)	14
Blaine Gabbert (2011)	14
David Garrard (2009)	14
Mark Brunell (1996)	13
David Garrard (2010)	11
Byron Leftwich (2003)	11

OPPONENT FUMBLE RECOVERIES

Donovin Darius (2004)	4
Bryan Schwartz (1998)	4

FUMBLES LOST

David Garrard (2009)	8
Blake Bortles (2016)	6
Byron Leftwich (2003)	6
Blake Bortles (2015)	5
Blaine Gabbert (2011)	5
Blake Bortles (2018)	4
David Garrard (2010)	4
Several players tied	3

SINGLE-GAME RECORDS

SCORING

POINTS

James Stewart (Oct. 12, 1997 vs. Phi.)	30
Maurice Jones-Drew (Dec. 11, 2011 vs. T.B.)	24
Fred Taylor (Nov. 19, 2000 at Pit.)	24
Several players tied	18

FIELD GOALS

Josh Scobee (Oct. 10, 2010 at Buf.)	5
Josh Scobee (Nov. 25, 2007 vs. Buf.)	5
Mike Hollis (Sept. 10, 2000 at Bal.)	5
Mike Hollis (Nov. 30, 1997 vs. Bal.)	5
Mike Hollis (Dec. 1, 1996 vs. Cin.)	5
Several players tied	4

TOUCHDOWNS

James Stewart (Oct. 12, 1997 vs. Phi.)	5
Maurice Jones-Drew (Dec. 11, 2011 vs. T.B.)	4
Fred Taylor (Nov. 19, 2000 at Pit.)	4
Several players tied	3

EXTRA POINTS

Josh Scobee (Dec. 23, 2007 vs. Oak.)	7
JOSH LAMBO (Dec. 17, 2017 vs. Hou.)	6
Mike Hollis (Dec. 3, 2000 vs. Cle.)	6
Mike Hollis (Nov. 1, 1998 at Bal.)	6
Several players tied	5



PASSING

PASSING YARDS

Mark Brunell (Sept. 22, 1996 at N.E.)	432
Blake Bortles (Oct. 7, 2018 at K.C.)	430
Mark Brunell (Oct. 20, 1996 at STL)	421
Blake Bortles (Sept. 30, 2018 vs. NYJ)	388
Mark Brunell (Sept. 10, 2000 at Bal.)	386
Blake Bortles (Dec. 24, 2017 at S.F.)	382
Blake Bortles (Nov. 8, 2015 at NYJ)	381
Blake Bortles (Sept. 16, 2018 vs. N.E.)	377
Mark Brunell (Sept. 20, 1998 vs. Bal.)	376
GARDNER MINSHEW II (OCT. 6, 2019 AT CAR) ... 374	
Blake Bortles (Dec. 27, 2015 at N.O.)	368
Byron Leftwich (Oct. 10, 2004 at S.D.)	357

PASSING TDs

Blake Bortles (Dec. 6, 2015 at Ten.)	5
Blake Bortles (Sept. 16, 2018)	4
Blake Bortles (Sept. 24, 2017 vs. Bal.)	4
Blake Bortles (Oct. 11, 2015 at T.B.)	4
Chad Henne (Nov. 18, 2012 at Hou.)	4
David Garrard (Oct. 31, 2010 at Dal.)	4
Quinn Gray (Dec. 30, 2007 at Hou.)	4
Mark Brunell (Nov. 29, 1998 at Cin.)	4

PASS ATTEMPTS

Blake Bortles (Oct. 7, 2018 at K.C.)	61
Blake Bortles (Oct. 27, 2016 vs. Ten.)	54
Byron Leftwich (Oct. 10, 2004 at S.D.)	54
Blake Bortles (Oct. 18, 2015 vs. Hou.)	53
Mark Brunell (Oct. 20, 1996 at STL)	52
Blake Bortles (Nov. 12, 2017 vs. LAC)	51
Chad Henne (Dec. 29, 2013 at Ind.)	51
Chad Henne (Dec. 23, 2012 vs. N.E.)	51
Blake Bortles (Dec. 24, 2017 at S.F.)	50
Blake Bortles (Oct. 4, 2015 at Ind.)	50
Mark Brunell (Sept. 10, 2000 at Bal.)	50

INTERCEPTIONS

Mark Brunell (Oct. 20, 1996 at STL)	5
Blake Bortles (Oct. 7, 2018 at K.C.)	4
Luke McCown (Sept. 18, 2011 at NYJ)	4
David Garrard (Sept. 19, 2010 at S.D.)	4
David Garrard (Nov. 12, 2006 vs. Hou.)	4
Several players tied	3

AVG. GAIN PER ATTEMPT (MIN. 20 ATTEMPTS)

David Garrard (Oct. 21, 2010 at Dal.)	12.38
Rob Johnson (Aug. 31, 1997 at Bal.)	12.25
Byron Leftwich (Oct. 5, 2003 vs. S.D.)	12.00
Mark Brunell (Nov. 1, 1998 at Bal.)	11.85
Mark Brunell (Nov. 21, 1999 vs. N.O.)	11.70
Mark Brunell (Sept. 22, 1996 at N.E.)	11.08

PASS COMPLETIONS

Mark Brunell (Oct. 20, 1996 at STL)	37
Byron Leftwich (Oct. 10, 2004 at S.D.)	36
Blake Bortles (Oct. 7, 2018 at K.C.)	33
Blake Bortles (Oct. 27, 2016 at Ten.)	33
Blake Bortles (Dec. 24, 2017 at S.F.)	32
Blake Bortles (Oct. 12, 2014 at Ten.)	32
Blake Bortles (Nov. 13, 2016 vs. Hou.)	32
Blake Bortles (Nov. 29, 2015 vs. S.D.)	30
Blake Bortles (OCT. 18, 2015 vs Hou.)	30
Chad Henne (Dec. 29, 2013 at Ind.)	30
David Garrard (Oct. 18, 2009 vs. STL)	30
Mark Brunell (Oct. 15, 1995 vs. Chi)	30

COMPLETION % (MIN. 20 ATTEMPTS)

GARDNER MINSHEW II (SEPT. 8, 2019 VS. K.C.) ... 88.0	
Mark Brunell (Sept. 7, 2003 at Car.)	85.2
Mark Brunell (Oct. 29, 2000 at Dal.)	83.3
Rob Johnson (Aug. 31, 1997 at Bal.)	83.3
David Garrard (Dec. 2, 2007 at Ind.)	82.8
David Garrard (Oct. 31, 2010 at Dal.)	81.0
David Garrard (Oct. 10, 2010 at Buf.)	80.0
Mark Brunell (Oct. 6, 1996 at N.O.)	80.0

SINGLE-GAME RECORDS



RUSHING

RUSHING YARDS

Fred Taylor (Nov. 19, 2000 at Pit.).....	234
LEONARD FOURNETTE (Sept. 29, 2019 at Den.)..	225
Fred Taylor (Dec. 21, 2003 vs. N.O.).....	194
Maurice Jones-Drew (Dec. 5, 2010 at Ten.).....	186
Fred Taylor (Dec. 6, 1998 vs. Det.).....	183
LEONARD FOURNETTE (Oct. 8, 2017 at Pit.).....	181
Fred Taylor (Dec. 3, 2000 vs. Cle.).....	181
Maurice Jones-Drew (Sept. 23, 2012 at Ind.).....	177
Maurice Jones-Drew (Nov. 1, 2009 at Ten.).....	177
Maurice Jones-Drew (Jan. 1, 2012 vs. Ind.).....	169

RUSHING TOUCHDOWNS

James Stewart (Oct. 12, 1997 vs. Phi.).....	5
Maurice Jones-Drew (Oct. 18, 2009 vs. STL).....	3
Maurice Jones-Drew (Sept. 27, 2009 at Hou.).....	3
Fred Taylor (Dec. 3, 2000 vs. Cle.).....	3
Fred Taylor (Nov. 19, 2000 at Pit.).....	3
Fred Taylor (Nov. 15, 1998 vs. T.B.).....	3
Several players tied	2

RUSHING ATTEMPTS

Fred Taylor (Dec. 21, 2003 vs. N.O.).....	34
Maurice Jones-Drew (Oct. 18, 2009 vs. STL).....	33
Fred Taylor (Nov. 23, 2003 at NYJ).....	32
Fred Taylor (Dec. 17, 2000 at Cin.).....	32
Fred Taylor (Dec. 6, 1998 vs. Det.).....	32
Maurice Jones-Drew (Dec. 5, 2010 at Ten.).....	31
Fred Taylor (Oct. 29, 2000 at Dal.).....	31
Several players tied	30

RUSHING AVERAGE (MIN. 10 ATTEMPTS)

Maurice Jones-Drew (Dec. 10, 2006 vs. Ind.).....	11.07
Maurice Jones-Drew (Oct. 14, 2007 vs. Hou.).....	10.42
Fred Taylor (Oct. 31, 1999 at Cin.).....	8.53
Maurice Jones-Drew (Sept. 24, 2006 at Ind.).....	7.92
Stacey Mack (Dec. 30, 2001 vs. K.C.).....	7.81
Fred Taylor (Nov. 19, 2000 at Pit.).....	7.80
LEONARD FOURNETTE (Sept. 29, 2019 at Den.) .	7.76



RECEIVING & YARDAGE

RECEPTIONS

Keenan McCardell (Oct. 20, 1996 at STL).....	16
Jimmy Smith (Sept. 10, 2000 at Bal.).....	15
Justin Blackmon (Oct. 13, 2013 at Den.).....	14
Jimmy Smith (Jan. 2, 2000 vs. Cin.).....	14
Allen Hurns (Oct. 4, 2015 at Ind.).....	11
Keenan McCardell (Dec. 23, 2000 at NYG).....	11
Keenan McCardell (Oct. 1, 2000 vs. Pit.).....	11
Keenan McCardell (Dec. 7, 1997 vs. N.E.).....	11
Several players tied	10

RECEIVING TDs

Marcedes Lewis (Sept. 24, 2017 vs. Bal.).....	3
Allen Robinson (Dec. 6, 2015 at Ten.).....	3
Jimmy Smith (Sept. 10, 2000 at Bal.).....	3
Several players tied	2

YARDS PER RECEPTION (MIN. 4 RECEPTIONS)

DJ CHARK JR. (SEPT. 8, 2019 VS. K.C.).....	36.5
Justin Blackmon (Nov. 18, 2012 at Hou.).....	33.7
Ernest Wilford (Dec. 24, 2005 at Hou.).....	29.5
Andre Rison (Sept. 22, 1996 at N.E.).....	28.8

RECEIVING YARDS

Jimmy Smith (Sept. 10, 2000 at Bal.).....	291
Justin Blackmon (Nov. 18, 2012 at Hou.).....	236
Keenan McCardell (Oct. 20, 1996 at STL).....	232
Jimmy Smith (Nov. 21, 1999 vs. N.O.).....	220
Justin Blackmon (Oct. 13, 2013 at Den.).....	190
KEELAN COLE (Dec. 17, 2017 vs. Hou.).....	186
Jimmy Smith (Jan. 2, 2000 vs. Cin.).....	165
DJ CHARK JR. (OCT. 6, 2019 AT CAR).....	164
Jimmy Smith (Sept. 22, 1997 vs. Pit.).....	164
Jimmy Smith (Dec. 1, 1996 vs. Cin.).....	162

SCRIMMAGE YARDS

Jimmy Smith (Sept. 10, 2000 at Bal.).....	291
Fred Taylor (Nov. 19, 2000 at Pit.).....	248
LEONARD FOURNETTE (Sept. 29, 2019 at Den.)..	245
Fred Taylor (Sept. 29, 2002 vs. NYJ).....	237
Justin Blackmon (Nov. 18, 2012 at Hou.).....	236
Keenan McCardell (Oct. 20, 1996 at Stl.).....	232
Fred Taylor (Dec. 21, 2003 at N.O.).....	225
Maurice Jones-Drew (Nov. 21, 2010 vs. Cle.).....	220
Jimmy Smith (Nov. 21, 1999 vs. N.O.).....	220
Fred Taylor (Sept. 20, 1998 vs. Bal.).....	213



ALL-PURPOSE YARDS

Maurice Jones-Drew (Dec. 10, 2006 vs. Ind.).....	303
Jimmy Smith (Sept. 10, 2000 at Bal.).....	291
Maurice Jones-Drew (Oct. 14, 2007 vs. Hou.).....	260
Fred Taylor (Nov. 19, 2000 at Pit.).....	248
LEONARD FOURNETTE (Sept. 29, 2019 at Den.)..	245
Maurice Jones-Drew (Sept. 24, 2006 at Ind.).....	244
Fred Taylor (Sept. 29, 2002 vs. NYJ).....	237
Justin Blackmon (Nov. 18, 2012 at Hou.).....	236
Keenan McCardell (Oct. 20, 1996 at Stl.).....	232
Fred Taylor (Dec. 21, 2003 vs. N.O.).....	225

PUNTING

PUNTS

Bryan Anger (Sept. 8, 2013 vs. K.C.).....	11
Adam Podlesh (Nov. 16, 2008 vs. Ten.).....	10
Several players tied	9

PUNTS INSIDE 20

Bryan Barker (Nov. 14, 1999 vs. Bal.).....	8
Bryan Anger (Nov. 17, 2013 vs. Ari.).....	6
Bryan Barker (Oct. 3, 1999 vs. Pit.).....	6

GROSS AVERAGE (MIN. 4 PUNTS)

Bryan Anger (Dec. 23, 2012 vs. N.E.).....	56.3
Bryan Anger (Oct. 11, 2015 at T.B.).....	55.3
Brad Nortman (Oct. 16, 2016 at Chi.).....	55.0
Bryan Barker (Oct. 19, 1997 at Dal.).....	53.8
Brad Nortman (Oct. 2, 2016 vs. Ind.).....	53.6
Bryan Anger (Sept. 9, 2012 at Min.).....	53.5
Bryan Anger (Sept. 23, 2012 at Ind.).....	53.5

NET AVERAGE (MIN. 4 PUNTS)

Brad Nortman (Oct. 16, 2016 at Chi.).....	52.2
Bryan Anger (Nov. 4, 2012 vs. Det.).....	50.5
LOGAN COOKE (Dec. 16, 2018 vs. Was.).....	50.2
Adam Podlesh (Dec. 23, 2007 vs. Oak.).....	49.8
Chris Hanson (Nov. 10, 2002 vs. Was.).....	48.2



SINGLE-GAME RECORDS



RETURNS

KICKOFF RETURNS

Deji Karim (Oct. 18, 2010 vs. Ten.)	7
Jermaine Lewis (Oct. 10, 2004 at S.D.)	7
Curtis Marsh (Nov. 12, 1995 vs. Sea.)	7
Several players tied	6

KICKOFF RETURN AVERAGE (MIN. 3 RETURNS)

Maurice Jones-Drew (Nov. 4, 2007 at N.O.)	47.33
Derrick Wimbush (Nov. 27, 2005 at Ari.)	46.00
Brian Witherspoon (Sept. 7, 2008 at Ten.)	41.33
Randy Jordan (Oct. 13, 1996 vs. NYJ)	39.67
Tiquan Underwood (Sept. 12, 2010 vs. Den.)	38.33

KICKOFF RETURN YARDS

Reggie Barlow (Oct. 25, 1998 at Den.)	206
Jordan Todman (Sept. 28, 2014 at S.D.)	174
Jordan Todman (Nov. 2, 2014 at Cin.)	173
Curtis Marsh (Nov. 12, 1995 vs. Sea.)	169
Deji Karim (Oct. 18, 2010 vs. Ten.)	168
Reggie Barlow (Dec. 7, 1997 vs. N.E.)	157
Rashad Jennings (Nov. 18, 2012 at Hou.)	149
David Allen (Dec. 14, 2003 at N.E.)	147
Alvis Whitted (Dec. 26, 1999 at Ten.)	147
Mike Thomas (Nov. 1, 2009 at Ten.)	146

KICKOFF RETURN TDs

Marqise Lee (Dec. 18, 2016 at Hou.)	1
Maurice Jones-Drew (Nov. 4, 2007 at N.O.)	1
Maurice Jones-Drew (Dec. 10, 2006 vs. Ind.)	1
Derrick Wimbush (Nov. 27, 2005 at Ari.)	1
Elvis Joseph (Nov. 18, 2001 at Pit.)	1
Alvis Whitted (Dec. 26, 1999 at Ten.)	1
Reggie Barlow (Dec. 7, 1997 vs. N.E.)	1

PUNT RETURN YARDS

Reggie Barlow (Sept. 13, 1998 vs. K.C.)	134
Mike Thomas (Dec. 19, 2010 at Ind.)	99
DEDE WESTBROOK (Dec. 16, 2018 vs. Was.)	84
Jaydon Mickens (Dec. 10, 2017 vs. Sea.)	82
Desmond Howard (Sept. 24, 1995 vs. G.B.)	82
Reggie Barlow (Sept. 20, 1998 vs. Bal.)	81
Reggie Barlow (Nov. 21, 1999 vs. N.O.)	80
Reggie Barlow (Nov. 23, 1997 at Cin.)	79
Jermaine Lewis (Sept. 19, 2004 vs. Den.)	78
Rashad Greene Sr. (Nov. 19, 2015 vs. Ten.)	76
Reggie Barlow (Nov. 2, 1997 at Ten.)	76

PUNT RETURN YARD AVG.

Reggie Barlow (Sept. 13, 1998 vs. K.C.)	44.67
DEDE WESTBROOK (Dec. 16, 2018 vs. Was.)	28.00
Reggie Barlow (Nov. 23, 1997 at Cin.)	26.33
Reggie Barlow (Nov. 2, 1997 at Ten.)	25.33
Mike Thomas (Dec. 19, 2010 at Ind.)	24.75
Reggie Barlow (Nov. 29, 1998 at Cin.)	23.00
Brian Witherspoon (Nov. 29, 2009 at S.F.)	21.00
Desmond Howard (Sept. 24, 1995 vs. G.B.)	20.50



PUNT RETURNS

Alvin Pearman (Dec. 18, 2005 vs. S.F.)	7
Alvin Pearman (Nov. 13, 2005 vs. Bal.)	7
Ace Sanders (Nov. 17, 2013 vs. Ari.)	6
Mike Thomas (Oct. 24, 2011 vs. Bal.)	6
David Allen (Dec. 7, 2003 vs. Hou.)	6
Reggie Barlow (Dec. 3, 2000 vs. Cle.)	6
R. Jay Soward (Oct. 8, 2000 vs. Bal.)	6
Reggie Barlow (Nov. 14, 1999 vs. Bal.)	6
Reggie Barlow (Sept. 20, 1998 vs. Bal.)	6
Several players tied	5

PUNT RETURN TDs

DEDE WESTBROOK (Dec. 16, 2018 vs. Was.)	1
Jaydon Mickens (Nov. 5, 2017 vs. Cin.)	1
Rashad Greene Sr. (Dec. 13, 2015 vs. Ind.)	1
Mike Thomas (Dec. 19, 2010 at Ind.)	1
Bobby Shaw (Oct. 6, 2002 vs. Phi.)	1
Reggie Barlow (Nov. 21, 1999 vs. N.O.)	1
Reggie Barlow (Sept. 13, 1998 vs. K.C.)	1

DEFENSE, FUMBLES & BLOCKS

INTERCEPTIONS

TRE HERNDON (OCT. 27, 2019 VS. NYJ)	2
Jalen Ramsey (Nov. 18, 2018 vs. Pit)	2
A.J. BOUYE (Dec. 10, 2017 vs. Sea.)	2
Tashaun Gipson (Oct. 8, 2017 AT PIT.)	2
Davon House (Nov. 15, 2015 at Bal.)	2
Derek Cox (Oct. 31, 2010 at Dal.)	2
Rashean Mathis (Nov. 5, 2006 vs. Ten.)	2
Rashean Mathis (Sept. 18, 2004 vs. Pit.)	2
Terry Cousin (Nov. 13, 2005 vs. Bal.)	2
Rashean Mathis (Oct. 30, 2005 at STL)	2
Donovin Darius (Jan. 2, 2005 at Oak.)	2
Rashean Mathis (Dec. 19, 2004 at G.B.)	2
Marlon McCree (Sept. 15, 2002 at K.C.)	2
Rayna Stewart (Sept. 10, 2000 at Bal.)	2
Aaron Beasley (Sept. 12, 1999 vs. S.F.)	2
Deon Figures (Aug. 31, 1997 at Bal.)	2

OPPONENT FUMBLE RECOVERIES

Telvin Smith (Nov. 23, 2014 at Ind.)	2
Tony Brackens (Sept. 29, 1996 vs. Car.)	2
Darren Carrington (Oct. 1, 1995 at Hou.)	2

TACKLES

Hardy Nickerson (Nov. 25, 2001 vs. Bal.)	23
Russell Allen (Sept. 16, 2012 vs. Hou.)	22
Wali Rainer (Oct. 13, 2002 at Ten.)	22
T.J. Slaughter (Nov. 25, 2001 vs. Bal.)	22
Paul Posluszny (Dec. 19, 2012 at Mia.)	21
Bryan Schwartz (Dec. 17, 1995 at Det.)	21
Russell Allen (Nov. 18, 2012 at Hou.)	20
Daryl Smith (Dec. 18, 2010 at Ind.)	20
Kevin Hardy (Nov. 1, 1998 at Bal.)	20

INTs RETURNED FOR TOUCHDOWN

YANNICK NGAKE (OCT. 20, 2019 AT CIN.)	1
Telvin Smith (Dec. 23, 2018 at Mia.)	1
MYLES JACK (Sept. 9, 2018 at NYG)	1
Barry Church (Oct. 8, 2017 at Pit.)	1
Telvin Smith (Oct. 8, 2017 at Pit.)	1
JALEN RAMSEY (Dec. 24, 2016 vs. Ten.)	1
Telvin Smith (Oct. 25, 2015 vs. Buf.)	1
Dwayne Gratz (Dec. 28, 2014 at Hou.)	1
Paul Posluszny (Oct. 13, 2013 at Den.)	1
Rashean Mathis (Sept. 21, 2008 at Ind.)	1
Rashean Mathis (Oct. 5, 2008 vs. Pit.)	1
Clint Ingram (Dec. 9, 2007 vs. Car.)	1
Aaron Glenn (Oct. 28, 2007 at T.B.)	1
Scott Starks (Nov. 5, 2006 vs. Ten.)	1
Mike Peterson (Nov. 13, 2005 vs. Bal.)	1
Rashean Mathis (Oct. 16, 2005 at Pit.)	1
Tony Brackens (Nov. 28, 1999 at Bal.)	1
Aaron Beasley (Sept. 26, 1999 vs. Ten.)	1
Aaron Beasley (Sept. 12, 1999 vs. S.F.)	1

SACKS

CALAIS CAMPBELL (Sept. 10, 2017 at Hou.)	4.0
CALAIS CAMPBELL (SEPT. 19, 2019 VS. TEN)	3.0
Chris Clemons (Nov. 23, 2014 at Ind.)	3.0
Paul Spicer (Sept. 25, 2005 at NYJ)	3.0
John Henderson (Oct. 6, 2002 vs. Phi.)	3.0
Kelvin Prichett (Oct. 5, 1997 vs. Cin.)	3.0

TAKEAWAYS

Darren Carrington (Oct. 1, 1995 at Hou.)	3
--	---

FORCED FUMBLES

Tony Brackens (Oct. 3, 1999 vs. Pit.)	3
Several players tied	2

BLOCKED FIELD GOALS

Tyson Alualu (Dec. 27, 2015 at N.O.)	1
Chris Clemons (Sept. 13, 2015 vs. Car.)	1
Rashean Mathis (Oct. 2, 2005 vs. Den.)	1
John Henderson (Dec. 8, 2002 vs. Cle.)	1
Marcus Stroud (Sept. 8, 2002 vs. Ind.)	1
Marcus Stroud (Dec. 3, 2001 vs. G.B.)	1
Clyde Simmons (Sept. 22, 1997 vs. Pit.)	1
Clyde Simmons (Dec. 1, 1996 vs. Cin.)	1

BLOCKED PUNTS

Dan Skuta (Jan. 1, 2017 at Ind.)	1
Hayes Pullard III (Nov. 29, 2015 vs. S.D.)	1
J.T. Thomas (Sept. 8, 2013 vs. K.C.)	1
Mike Harris (Dec. 30, 2012 at Ten.)	1
Kassim Osgood (Dec. 15, 2011 at Atl.)	1
Rashad Jennings (Sept. 19, 2010 at S.D.)	1
Jorge Cordova (Dec. 10, 2006 vs. Ind.)	1
Gerald Sensabaugh (Oct. 8, 2006 vs. NYJ)	1
Derrick Wimbush (Oct. 9, 2005 vs. Cin.)	1
Eric Westmoreland (Oct. 27, 2002 vs. Hou.)	1
Donovin Darius (Sept. 10, 2001 vs. Pit.)	1
Donovin Darius (Oct. 1, 2000 vs. Pit.)	1
Dave Thomas (Nov. 14, 1999 vs. Bal.)	1
Alvis Whitted (Nov. 1, 1998 at Bal.)	1
Dave Thomas (Oct. 12, 1997 vs. Phi.)	1
Mike Dumas (Dec. 3, 1995 at Den.)	1

ROOKIE RECORDS



SCORING & PASSING

POINTS (SEASON)

Fred Taylor (1998).....	102
Maurice Jones-Drew (2006).....	96
Josh Scobee (2004).....	93
Seth Marler (2003).....	90
LEONARD FOURNETTE (2017).....	79
Allen Hurns (2014).....	36
Justin Blackmon (2012).....	32
Willie Jackson (1995).....	32
Matt Jones (2005).....	30
Hayden Epstein (2002).....	28

TOUCHDOWNS (SEASON)

Fred Taylor (1998).....	17
Maurice Jones-Drew (2006).....	16
LEONARD FOURNETTE (2017).....	9
Allen Hurns (2014).....	6
Matt Jones (2005).....	5
Justin Blackmon (2012).....	5
Greg Jones (2004).....	3
LaBrandon Toefield (2003).....	3
Elvis Joseph (2001).....	3
James Stewart (1995).....	3

PASSING YARDS (SEASON)

Blake Bortles (2014).....	2,908
Byron Leftwich (2003).....	2,819
GARDNER MINSHEW II (2019).....	2,285
Blaine Gabbert (2011).....	2,214
Jonathan Quinn (1998).....	387
David Garrard (2002).....	231
LaBrandon Toefield (2003).....	32
Rob Johnson (1995).....	24
Ace Sanders (2013).....	21

PASSING YARDS (GAME)

GARDNER MINSHEW II (OCT. 6, 2019 AT CAR)....	374
Blake Bortles (Oct. 12, 2014 at Ten.).....	336
Byron Leftwich (Oct. 5, 2003 vs. S.D.).....	336
GARDNER MINSHEW II (NOV. 3, 2019 VS. HOU)....	309
Blake Bortles (Nov. 9, 2014 vs. Dal.).....	290
Byron Leftwich (Dec. 14, 2003).....	288
GARDNER MINSHEW II (OCT 27, 2019 VS. NYJ)....	279
GARDNER MINSHEW II (SEPT. 8, 2019 VS. K.C.)....	275
Byron Leftwich (Oct. 12, 2003).....	256
GARDNER MINSHEW II (OCT. 20, 2019 AT CIN)....	255

PASS ATTEMPTS (SEASON)

Blake Bortles (2014).....	475
Byron Leftwich (2003).....	418
Blaine Gabbert (2011).....	413
GARDNER MINSHEW II.....	307
Jonathan Quinn (1998).....	64
David Garrard (2002).....	46
Rob Johnson (1995).....	7
Matt Jones (2005).....	3
LaBrandon Toefield (2003).....	2

PASS ATTEMPTS (GAME)

GARDNER MINSHEW II (NOV. 3, 2019 VS. HOU)....	47
Blake Bortles (Oct. 12, 2014 at Ten.).....	46
GARDNER MINSHEW II (OCT. 6, 2019 AT CAR)....	44
Byron Leftwich (Oct. 12, 2003 vs. Mia.).....	42
Blaine Gabbert (Dec. 24, 2011 at Ten.).....	42
Blaine Gabbert (Oct. 2, 2011 vs. N.O.).....	42
Blaine Gabbert (Nov. 20, 2011 at Cle.).....	41
Byron Leftwich (Dec. 14, 2003 at N.E.).....	40
Blake Bortles (Dec. 14, 2014 at Bal.).....	37

PASS COMPLETIONS (SEASON)

Blake Bortles (2014).....	280
Byron Leftwich (2003).....	239
Blaine Gabbert (2011).....	210
GARDNER MINSHEW II.....	188
Jonathan Quinn (1998).....	34
David Garrard (2002).....	23
Rob Johnson (1995).....	3
Matt Jones (2005).....	2

PASSING TDs (SEASON)

Byron Leftwich (2003).....	14
GARDNER MINSHEW II.....	13
Blaine Gabbert (2011).....	12
Blake Bortles (2014).....	11
Jonathan Quinn (1998).....	2
David Garrard (2002).....	1
Ace Sanders (2013).....	1

INTERCEPTIONS (SEASON)

Blake Bortles (2014).....	17
Byron Leftwich (2003).....	16
Blaine Gabbert (2011).....	11
GARDNER MINSHEW II (2019).....	4
Jonathan Quinn (1998).....	3
David Garrard (2002).....	2
Rob Johnson (1995).....	1

PASS COMPLETIONS (GAME)

Blake Bortles (Oct. 12, 2014 at Ten.).....	32
Blake Bortles (Sept. 28, 2014 at S.D.).....	29
GARDNER MINSHEW II (OCT. 6, 2019 AT CAR)....	26
Byron Leftwich (Oct. 12, 2003 vs. Mia.).....	24
GARDNER MINSHEW II (SEPT. 15, 2019 AT HOU)....	23
GARDNER MINSHEW II (OCT. 27, 2019 VS. NYJ)....	22
GARDNER MINSHEW II (SEPT. 8, 2019 VS. K.C.)....	22
Blake Bortles (Nov. 9, 2014 vs. Dal.).....	22
Blake Bortles (Nov. 2, 2014 at Cin.).....	22
Blake Bortles (Oct. 5, 2014 vs. Pit.).....	22
Blaine Gabbert (Nov. 20, 2011 at Cle.).....	22
Byron Leftwich (Nov. 2, 2003 at Bal.).....	22

PASSING TDs (GAME)

GARDNER MINSHEW II (OCT. 27, 2019 VS. NYJ)....	3
GARDNER MINSHEW II (OCT. 6, 2019 AT CAR)....	2
GARDNER MINSHEW II (SEPT. 29, 2019 AT DEN)....	2
GARDNER MINSHEW II (SEPT. 19, 2019 VS. TEN)....	2
GARDNER MINSHEW II (SEPT. 8, 2019 VS. K.C.)....	2
Blake Bortles (Nov. 2, 2014 at Cin.).....	2
Blake Bortles (Sept. 21, 2014 vs. Ind.).....	2
Blaine Gabbert (Dec. 11, 2011 vs. T.B.).....	2
Blaine Gabbert (Dec. 5, 2011 vs. S.D.).....	2

INTERCEPTIONS (GAME)

Blake Bortles (Oct. 19, 2014 vs. Cle.).....	3
Byron Leftwich (Oct. 12, 2003 vs. Mia.).....	3
Byron Leftwich (Sept. 28, 2003 at Hou.).....	3



RUSHING

RUSHING YARDS (SEASON)

Fred Taylor (1998).....	1,223
LEONARD FOURNETTE (2017).....	1,040
Maurice Jones-Drew (2006).....	941
T.J. Yeldon (2015).....	740
James Stewart (1995).....	525
Blake Bortles (2014).....	419
Elvis Joseph (2001).....	294
GARDNER MINSHEW II (2019).....	235
LaBrandon Toefield (2003).....	212
Rashad Jennings (2009).....	202
Greg Jones (2004).....	162

RUSHING YARDS (GAME)

Fred Taylor (Dec. 6, 1998 vs. Det.).....	183
LEONARD FOURNETTE (OCT. 8, 2017 AT PIT.).....	181
Maurice Jones-Drew (Dec. 10, 2006 vs. Ind.).....	166
Maurice Jones-Drew (Dec. 24, 2006 vs. N.E.).....	131
LEONARD FOURNETTE (OCT. 15, 2017 VS. LAR) ..	130
Fred Taylor (Nov. 15, 1998 vs. T.B.).....	128
Fred Taylor (Sept. 20, 1998 vs. Bal.).....	128
Fred Taylor (Nov. 8, 1998 vs. Cin.).....	118
Fred Taylor (Sept. 27, 1998 at Ten.).....	116
T.J. Yeldon (Oct. 25, 2015 vs. Buf.).....	115

RUSHING ATTEMPTS (SEASON)

LEONARD FOURNETTE (2017).....	268
Fred Taylor (2003).....	264
T.J. Yeldon (2015).....	182
Maurice Jones-Drew (2006).....	166
James Stewart (1995).....	137
Elvis Joseph (2001).....	68
Greg Jones (2004).....	62
Blake Bortles (2014).....	56
LaBrandon Toefield (2003).....	53
Blaine Gabbert (2011).....	48

ROOKIE RECORDS



RUSHING

RUSHING ATTEMPTS (GAME)

Fred Taylor (Dec. 6, 1998 vs. Det.)	32
LEONARD FOURNETTE (Oct. 8, 2017 at Pit.)	28
LEONARD FOURNETTE (Nov. 19, 2017 at Cle.)	28
Fred Taylor (Nov. 8, 1998 vs. Cin.)	27
LEONARD FOURNETTE (Sept. 10, 2017 at Hou.)	26
Maurice Jones-Drew (Dec. 17, 2006 at Ten.)	25
Fred Taylor (Sept. 27, 1998 at Ten.)	25
T.J. Yeldon (Sept. 20, 2015 vs. Mia.)	25
LEONARD FOURNETTE (Dec. 10, 2017 vs. Sea.)	24
LEONARD FOURNETTE (Oct. 1, 2017 at NYJ)	24
Fred Taylor (Dec. 20, 1998 at Min.)	23
Fred Taylor (Sept. 20, 1998 vs. Bal.)	23

RUSHING TDs (SEASON)

Fred Taylor (1998)	14
Maurice Jones-Drew (2006)	13
LEONARD FOURNETTE (2017)	9
Greg Jones (2004)	3
T.J. Yeldon (2015)	2
Storm Johnson (2014)	2
Byron Leftwich (2003)	2
LaBrandon Toefield (2003)	2
David Garrard (2002)	2
James Stewart (1995)	2

RUSHING TDs (GAME)

Fred Taylor (Nov. 15, 1998 vs. T.B.)	3
LEONARD FOURNETTE (Oct. 8, 2017)	2
Maurice Jones-Drew (Dec. 24, 2006 vs. N.E.)	2
Maurice Jones-Drew (Dec. 10, 2006 vs. Ind.)	2
Maurice Jones-Drew (Oct. 8, 2006 vs. NYJ)	2
David Garrard (Oct. 13, 2002 at Ten.)	2
Fred Taylor (Oct. 12, 1998 vs. Mia.)	2
Fred Taylor (Dec. 6, 1998 vs. Det.)	2
Several players tied	1

RECEIVING & YARDAGE

RECEPTIONS (SEASON)

Justin Blackmon (2012)	64
Willie Jackson (1995)	53
Allen Hurns (2014)	51
Ace Sanders (2013)	51
Allen Robinson (2014)	48
Mike Thomas (2009)	48
Maurice Jones-Drew (2006)	46
Fred Taylor (1998)	44
KEELAN COLE (2017)	42
Pete Mitchell (1995)	41

RECEIVING TDs (SEASON)

Allen Hurns (2014)	6
Justin Blackmon (2012)	5
Matt Jones (2005)	5
Willie Jackson (1995)	5
KEELAN COLE (2017)	3
Fred Taylor (1998)	3
Several players tied	2

SCRIMMAGE YARDS (SEASON)

Fred Taylor (1998)	1,644
Maurice Jones-Drew (2006)	1,377
LEONARD FOURNETTE (2017)	1,342
T.J. Yeldon (2015)	1,019
Justin Blackmon (2012)	888
KEELAN COLE (2017)	748
James Stewart (1995)	715
Allen Hurns (2014)	677

RECEPTIONS (GAME)

Pete Mitchell (Nov. 19, 1995 at T.B.)	10
Fred Taylor (Sept. 20, 1998 vs. Bal.)	9
Allen Robinson (Oct. 12, 2014 at Ten.)	8
Ace Sanders (Dec. 1, 2013 at Cle.)	8
Ace Sanders (Nov. 17, 2013 vs. Ari.)	8
Zach Miller (Jan. 3, 2010 at Cle.)	8
Several players tied	7

YARDS/REC. (SEASON) (MIN. 25 RECEPTIONS)

KEELAN COLE (2017)	17.80
Justin Blackmon (2012)	13.52
Allen Hurns (2014)	13.27
Pete Mitchell (1995)	12.85
Matt Jones (2005)	12.00
Allen Robinson (2014)	11.42
Marqise Lee (2014)	11.41
Willie Jackson (1995)	11.11
Reggie Williams (2004)	9.93
Fred Taylor (1998)	9.57
Ace Sanders (2013)	9.49

ALL-PURPOSE YARDS (SEASON)

Maurice Jones-Drew (2006)	2,250
Fred Taylor (1998)	1,653
Brian Witherspoon (2008)	1,442
Deji Karim (2010)	1,418
LEONARD FOURNETTE (2017)	1,342
Mike Thomas (2009)	1,301
David Allen (2003)	1,223

RECEIVING YARDS (SEASON)

Justin Blackmon (2012)	865
KEELAN COLE (2017)	748
Allen Hurns (2014)	677
Willie Jackson (1995)	589
Allen Robinson (2014)	548
Pete Mitchell (1995)	527
Ace Sanders (2013)	484
Mike Thomas (2009)	453
Maurice Jones-Drew (2006)	436
Matt Jones (2005)	432

YARDS/REC. (GAME) (MIN. 4 RECEPTIONS)

Justin Blackmon (Nov. 18, 2012 at Hou.)	33.71
Allen Hurns (Sept. 7, 2014 at Phi.)	27.50
KEELAN COLE (Dec. 17, 2017 vs. Hou.)	26.6
Matt Jones (Nov. 13, 2005 vs. Bal.)	23.40
Willie Jackson (Dec. 24, 1995 vs. Cle.)	20.25
T.J. Yeldon (Dec. 6, 2015 at Ten.)	19.75
Willie Jackson (Dec. 10, 1995 vs. Ind.)	18.83
Allen Robinson (Sept. 14, 2014 at Was.)	18.75

100-YARD RECEIVING GAMES (SEASON)

KEELAN COLE (2017)	2
Allen Hurns (2014)	2
Justin Blackmon (2012)	1
Matt Jones (2005)	1
Pete Mitchell (1995)	1

DEFENSE

SACKS (SEASON)

JOSH ALLEN (2019)	8.0
YANNICK NGAKOUE (2016)	8.0
Tony Brackens (1996)	7.0
John Henderson (2002)	6.5
Kevin Hardy (1996)	5.5
Tyson Alualu (2010)	3.5
Derrick Harvey (2008)	3.5
Bobby McCray (2004)	3.5
Chris Smith (2014)	3.0
Akin Ayodele (2002)	3.0
Larry Smith (1999)	3.0

INTERCEPTIONS (SEASON)

Reggie Nelson (2007)	5
Derek Cox (2009)	4
Several players tied	2

TACKLES (SEASON)

Bryan Schwartz (1995)	161
Kevin Hardy (1996)	130
Clint Ingram (2006)	117
Akin Ayodele (2002)	108
T.J. Slaughter (2000)	108

TACKLES (GAME)

Bryan Schwartz (Dec. 17, 1995 at Det.)	21
Bryan Schwartz (Dec. 24, 1995 vs. Cle.)	19
Bryan Schwartz (Dec. 10, 1995 vs. Ind.)	17

TAKEAWAYS (SEASON)

Derek Cox (2009)	5
Reggie Nelson (2007)	5
Fernando Bryant (1999)	5



OPPONENT RECORDS



SCORING

POINTS

Derrick Henry, Tennessee (12/6/18)	24
Jeff Reed, Pittsburgh (12/1/02)	19

TOUCHDOWNS

Derrick Henry, Tennessee (12/6/18)	4
Several players tied (C. McCaffrey, CAR, 2019)	3

PASSING

PASSING YARDS

Matt Schaub, Hou. (11/18/12)	527
Drew Brees, N.O. (11/4/07)	445
Peyton Manning, Ind. (9/25/00)	440
Carson Palmer, Ari. (11/17/13)	419
Drew Brees, N.O. (12/27/15)	412

PASS ATTEMPTS

Matt Schaub, Hou. (11/16/12)	55
Andrew Luck, Ind. (12/2/18)	52
Vinny Testaverde, Bal. (11/24/96)	50
Rich Gannon, K.C. (11/9/97)	50
Shane Matthews, Was. (11/10/02)	50
Peyton Manning, Ind. (12/10/06)	50

INTERCEPTIONS THROWN

Ben Roethlisberger, Pit. (10/8/17)	5
Jon Kitna, Dal. (10/31/10)	4
Several players tied (J. Russell, Oak. 2007)	3

TOUCHDOWN PASSES

Steve McNair, Ten. (12/26/99)	5
Tony Banks, Bal. (9/10/00)	5
Matt Schaub, Hou. (11/18/12)	5
Several players tied (P. Rivers, S.D., 2015)	4

PASS COMPLETIONS

Matt Schaub, Hou. (11/18/12)	43
Drew Brees, N.O. (11/4/07)	35
Jon Kitna, Dal. (10/31/10)	34
Joe Flacco, Bal. (11/15/15)	33
Three players tied	33

YARDAGE

SCRIMMAGE YARDS

Andre Johnson, Hou. (11/18/12)	273
Josh Gordon, Cle. (12/1/13)	261
Chris Johnson, Ten. (11/1/09)	239
Derrick Henry, Ten. (12/6/18)	238
Christian McCaffrey, Car. (1-/6/19)	237

RUSHING

RUSHING YARDS

Derrick Henry, Ten. (12/6/18)	238
Chris Johnson, Ten. (11/1/09)	228
Arian Foster, Hou. (1/2/10)	180
Steven Jackson, Stl. (10/30/05)	179
Christian McCaffrey, Car. (10/6/19)	176
Shawn Alexander, Sea. (10/7/01)	176

RUSHING ATTEMPTS

Terry Allen, Was. (9/28/97)	36
Several players tied (A. Foster, Hou., 2011)	33

LONGEST RUSHING TDs

Chris Johnson, Ten. (11/1/09)	89
Marcus Mariota, Ten. (12/6/15)	87
Joey Galloway, Sea. (11/12/95)	86
LeSean McCoy, Buf. (11/27/16)	75
Bilal Powell, NYJ (10/1/17)	75

RUSHING TOUCHDOWNS

Derrick Henry, Ten. (12/6/18)	4
-------------------------------------	---

ALL-PURPOSE YARDS

Andre Johnson, Hou. (11/18/12)	273
Ridel Anthony, T.B. (11/15/98)	269
Josh Gordon, Cle. (12/1/13)	261
Eddy Drummond, Det. (11/14/04)	257
Andre Davis, Hou. (12/30/07)	254

KICKING

FIELD GOALS

Jeff Reed, Pit. (12/1/02)	6
Adam Vinatieri, N.E. (9/22/96)	5
Matt Stover, Bal. (10/8/00)	5

LONGEST FIELD GOALS

Jason Elam, Den. (10/25/98)	63
Blair Walsh, Min. (9/9/12)	55
Ryan Longwell, Min. (11/23/08)	54
Several players tied (N. Rackers, Hou., 2011)	53

EXTRA POINTS

Several players tied (P. Dawson, S.F., 2013)	6
--	---

MOST BLOCKED KICKS (FGs, PATs)

Several players tied (Z. Smith, Bal., 2015)	1
---	---

RECEIVING

RECEPTIONS

Reggie Wayne, Ind. (10/3/10)	15
Tim Brown, Oak. (12/21/97)	14
David Boston, S.D. (10/5/03)	14
Andre Johnson, Hou. (11/18/12)	14
Several players tied (A. Johnson, Hou. 2013)	13

RECEIVING YARDS

Andre Johnson, Hou. (11/18/12)	273
Josh Gordon, Cle. (12/1/13)	261
Albert Connell, Was. (10/22/00)	211
Sammy Watkins, K.C. (9/8/19)	198
Terrell Owens, Buf. (11/22/09)	197

LONGEST RECEPTIONS

Terrell Owens, Buf. (11/22/09)	98
Josh Gordon, Cle. (12/1/13)	95
Michael Floyd, Ari. (11/17/13)	91
Kevin Curtis, Stl. (10/30/05)	83
Kenny Britt, Ten. (9/11/11)	80

RECEIVING TOUCHDOWNS

Several players tied (S. Watkins, K.C., 2019)	3
---	---

PUNTING

PUNTS

Chris Gardocki, Cle. (12/3/00)	12
Several players tied (B. Hartmann, Hou., 2011)	10

LONGEST PUNTS

Brian Moorman, Buf. (9/12/04)	80
Josh Miller, Pit. (12/2/99)	75
Kyle Larson, Cin. (10/9/05)	75
Craig Hentrich, Ten. (11/5/06)	73

INSIDE THE 20 (MIN. 5 PUNTS)

Several players tied (D. Colquitt, K.C., 2013)	5
--	---

GROSS AVERAGE (MIN. 4 PUNTS)

Craig Hentrich, Ten. (11/4/01)	57.5
Mat McBriar, Dal. (9/10/06)	53.2
Josh Miller, Pit. (12/2/99)	52.7

OPPONENT RECORDS



DEFENSE

SACKS

Ryan Kerrigan, Was. (9/14/14).....	4.0
Connor Barwin, Hou. (11/27/11).....	4.0
John Abraham, Atl. (12/15/11).....	3.5
Whitney Mercilus, Hou. (1/3/16).....	3.5

TACKLES

Steven Tulloch, Ten. (12/5/10).....	17
Keith Brooking, Atl. (12/28/03).....	15
Jonathan Joseph, Cin. (11/2/08).....	15
Jerod Mayo, N.E. (12/27/09).....	15

INTERCEPTIONS

Samari Rolle, Ten. (12/26/99).....	3
Several players tied (M.Williams, NYJ, 2015).....	2

LONGEST INTERCEPTION RETURN TDs

Anthony Henry, Cle. (12/16/01).....	97t
Anthony Parker, Stl. (10/20/96).....	92t
Adam Jones, Ten. (12/17/06).....	83t
Matt Giordano, Stl. (10/6/12).....	82t

RETURNS

PUNT RETURNS

Jacoby Jones, Hou. (11/27/11).....	7
Dexter McCluster, K.C. (9/8/13).....	7
Several players tied (T. Holliday, Hou., 2012).....	6

PUNT RETURN YARDS

Eddie Drummond, Det. (11/14/04).....	199
Darius Reynaud, Ten. (12/30/12).....	160
Jacoby Jones, Hou. (11/27/11).....	116
Roscoe Parrish, Buf. (11/26/06).....	104

LONGEST PUNT RETURNS

Eddie Drummond, Det. (11/14/04).....	83t
Peter Warrick, Cin. (12/17/00).....	82t
Terrence Wilkins, Ind. (9/24/06).....	82t
Roscoe Parrish, Buf. (11/26/06).....	82t

KICKOFF RETURNS

MarTey Jenkins, Ari. (12/10/00).....	8
Nate Jacquet, Min. (12/23/01).....	8
Justin Miller, NYJ (10/8/06).....	8

KICKOFF RETURN YARDS

Andre Davis, Hou. (12/30/07).....	234
Glyn Milburn, Chi. (9/6/98).....	197
Adam Jones, Ten. (11/20/05).....	196

LONGEST KICKOFF RETURNS

Andre Davis, Hou. (12/30/07).....	104t
Pharoh Cooper, LAR (10/15/17).....	103t
Andre Davis, Hou. (12/30/07).....	97t
Aaron Bailey, Ind. (12/10/95).....	95t
Chad Simpson, Ind. (12/17/09).....	93t

