

# JAX AT KC



11.13.22 | 1 P.M. | GEHA FIELD AT ARROWHEAD STADIUM

## WEEK 10





**JOHN DEVER** | SENIOR VICE PRESIDENT AND CHIEF COMMUNICATIONS OFFICER | [DEVERJ@NFL.JAGUARS.COM](mailto:DEVERJ@NFL.JAGUARS.COM)  
**AMANDA HOLT** | DIRECTOR OF COMMUNICATIONS | [HOLTAF@NFL.JAGUARS.COM](mailto:HOLTAF@NFL.JAGUARS.COM)  
**DAVID WOLF** | MANAGER OF PUBLIC RELATIONS | [WOLFD@NFL.JAGUARS.COM](mailto:WOLFD@NFL.JAGUARS.COM)  
**DYLAN MORTON** | PUBLIC RELATIONS COORDINATOR | [MORTOND@NFL.JAGUARS.COM](mailto:MORTOND@NFL.JAGUARS.COM)  
 @JAGUARS | @JAGUASPR | JAGUARS.COM



## JACKSONVILLE JAGUARS AT KANSAS CITY CHIEFS | NOVEMBER 13 | 1 P.M. ET



### JAGUARS TRAVEL TO ARROWHEAD

The Jaguars travel to Kansas City this weekend to face the Chiefs. It marks the team's 14th game against the Chiefs in franchise history and the first game at Arrowhead Stadium since 2018.

Head Coach Doug Pederson coached with Kansas City from 2013-15.

### COMEBACK KIDS

The Jaguars defeated the Raiders in Week 9, 27-20. After facing a 17-0 deficit in the second quarter, Jacksonville outscored the Raiders 27-3 for the remainder of the game, including 17-0 in the second half.

"This is a step in the right direction," Head Coach Doug Pederson said following the game. "We've been really close, as you guys know, over the course of the season. It's great to see our team finish. It's great to see our defense finish, offensively in the second half make plays. I mean, special teams, the great return to start the second half. It's all steps in the right direction, right? It's something now that we can build upon. Guys have that feeling, kind of the taste in their mouth. We've just got to capitalize and keep improving."

The 17-point comeback marked the franchise's second-largest comeback in team history and their largest comeback since 2014.

### LARGEST COMEBACKS, TEAM HISTORY

RK	GAME	DEFICIT	FINAL SCORE
1.	vs. New York Giants (Sept. 30, 2014)	21 points	W, 25-24
2.	vs. Las Vegas Raiders (Nov. 6, 2022)	17 points	W, 27-20
3.	at Baltimore Ravens (Nov. 24, 1996)	15 points	W, 28-25
4.	Four Games	14 points	--

### RUNNING FREE

RB Travis Etienne Jr. has gained 854 scrimmage yards (680 rushing and 174 receiving) this season, including 515 scrimmage yards in the last four games (all starts).

Etienne has gained at least 100 scrimmage yards in the last five games, the second-longest active streak in the NFL. With 100 scrimmage yards on Sunday, Etienne would join RBs Fred Taylor (twice) and Maurice Jones-Drew (twice) as the only players in franchise history to record 100-or-more scrimmage yards in six consecutive games.

Since becoming the Jaguars full-time starter in Week 6, Etienne ranks first in the NFL with 465 rushing yards, second with 515 scrimmage yards and is tied for third with four rushing TDs through that span.

### MOST RUSHING YARDS, WEEKS 6-9

RK	PLAYER	CARRIES/YARDS	YPC
1.	RB Travis Etienne Jr. (JAX)	76/465	6.1
2.	RB Derrick Henry (TEN)	79/462	5.8
3.	RB Kenneth Walker (SEA)	88/424	4.8
4.	QB Justin Fields (CHI)	49/408	8.3
5.	RB Joe Mixon (CIN)	55/283	5.1

### THROUGH THE AIR AND ON THE GROUND

- Through nine games this season, QB Trevor Lawrence is one of six quarterbacks with at least 2,000 passing yards and 150 rushing yards.
- Lawrence recorded 53 rushing yards on six carries against the Raiders, including a 24-yard rush. He also completed 80.6 percent of his passes, marking his third game in the 2022 season with a completion percentage of at least 80.



### PLAYERS WITH AT LEAST 2,000 PASSING YARDS AND 150 RUSHING YARDS, NFL, 2022

PLAYER	RUSH YDS	PASS YDS
QB Patrick Mahomes (K.C.)	176	2,605
QB Josh Allen (BUF)	392	2,403
QB Geno Smith (SEA)	196	2,199
QB Kyler Murray (ARI)	359	2,168
QB Trevor Lawrence (JAX)	152	2,075
QB Jalen Hurts (PHI)	326	2,042

### 2022 REGULAR SEASON SCHEDULE

Date	Opponent	Time/(TV)
Sun. Sept. 11	at Washington Commanders	L, 28-22
<b>Sun. Sept. 18</b>	<b>Indianapolis Colts</b>	<b>W, 24-0</b>
Sun. Sept. 25	at Los Angeles Chargers	W, 38-10
Sun. Oct. 2	at Philadelphia Eagles	L, 29-21
<b>Sun. Oct. 9</b>	<b>Houston Texans</b>	<b>L, 13-6</b>
Sun. Oct. 16	at Indianapolis Colts	L, 34-27
<b>Sun. Oct. 23</b>	<b>New York Giants</b>	<b>L, 23-17</b>
<b>Sun. Oct. 30</b>	<b>Denver Broncos</b>	<b>L, 21-17</b>
<b>Sun. Nov. 6</b>	<b>Las Vegas Raiders</b>	<b>W, 27-20</b>
Sun. Nov. 13	at Kansas City Chiefs	1 p.m. (CBS)
	<b>BYE</b>	--
<b>Sun. Nov. 27</b>	<b>Baltimore Ravens</b>	<b>1 p.m. (CBS)</b>
Sun. Dec. 4	at Detroit Lions	1:00 p.m. (FOX)
Sun. Dec. 11	at Tennessee Titans	1 p.m. (CBS)
<b>Sun. Dec. 18</b>	<b>Dallas Cowboys</b>	<b>1 p.m. (FOX)</b>
Thu. Dec. 22	at New York Jets	8:15 p.m. (Prime Video)
Sun. Jan. 1	at Houston Texans	1 p.m. (CBS)
<b>TBD</b>	<b>Tennessee Titans</b>	<b>TBD</b>

# JAGUARS INFORMATION

## WEEK 10 MEDIA SCHEDULE

### Wednesday, Nov. 9

**10:30 a.m.:** Head Coach Doug Pederson available to media in the TV Studio

**1- 1:30 p.m.:** Practice open to media

**2:30 p.m.:** QB Trevor Lawrence available to media in the TV Studio

**2:30 - 3:20 p.m.:** Open locker room

### Thursday, Nov. 10

**10:40 a.m.:** Offensive Coordinator Press Taylor, Defensive Coordinator Mike Caldwell and Special Teams Coordinator Heath Farwell available to media in the TV studio

**12:20 - 12:45 p.m.:** Practice open to media

**2:35 - 3:20 p.m.:** Open locker room

### Friday, Nov. 11

**11:20 a.m.:** Head Coach Doug Pederson available to media in the TV studio

**12:30 - 12:45 p.m.:** Practice open to media

**1:30 - 2:15 p.m.:** Open locker room

### Saturday, Nov. 12

NO MEDIA AVAILABILITY

### Sunday, Nov. 13

**1 p.m.:** Kickoff at Kansas City Chiefs (CBS)

## BROADCAST



Jim Nantz  
(play-by-play)



Tony Romo  
(analyst)



Tracy Wolfson  
(sideline reporter)



Frank Frangie  
(play-by-play)



Jeff Lageman  
(analyst)




Tony Boselli  
(analyst)




Bucky Brooks  
(field analyst)



Chris Carlin  
(play-by-play)



Bart Scott  
(analyst)



Javier Carrero  
(play-by-play)



Victor Cora  
(analyst)

## JAGUARS - CHIEFS SERIES

**Head Coach:** Andy Reid (since 2013 • 109-44, .712)

**Stadium:** GEHA Field at Arrowhead Stadium (since 1972 • 76,416)

**Regular Season Series:** 6-7 (.462)

**Home Record:** 4-3 (.571)

**Postseason Series:** 0-0 (.000)

**Road Record:** 2-4 (.333)

Date	Location	Result	Attendance
Sept. 8, 2019	Jacksonville	L, 40-26	60,157
Oct. 7, 2018	Kansas City	L, 30-14	75,289
Nov. 6, 2016	Kansas City	L, 19-14	73,294
Sept. 8, 2013	Jacksonville	L, 28-2	59,416
Oct. 24, 2010	Kansas City	L, 42-20	69,105
<b>Nov. 8, 2009</b>	<b>Jacksonville</b>	<b>W, 24-21</b>	<b>45,546</b>
<b>Oct. 7, 2007</b>	<b>Kansas City</b>	<b>W, 17-7</b>	<b>76,917</b>
Dec. 31, 2006	Kansas City	L, 35-30	77,500
<b>Oct. 17, 2004</b>	<b>Jacksonville</b>	<b>W, 22-16</b>	<b>66,413</b>
<b>Sept. 15, 2002</b>	<b>Kansas City</b>	<b>W, 23-16</b>	<b>77,934</b>
Dec. 30, 2001	Jacksonville	L, 30-26	59,396
<b>Sept. 13, 1998</b>	<b>Jacksonville</b>	<b>W, 21-16</b>	<b>69,821</b>
<b>Nov. 9, 1997</b>	<b>Jacksonville</b>	<b>W, 24-10</b>	<b>70,444</b>

## KEY CONNECTION: DOUG PEDERSON AND ANDY REID



Jaguars Head Coach Doug Pederson played quarterback for Chiefs Head Coach Andy Reid with the Green Bay Packers where Reid was the quarterbacks coach (1997-98) and in Philadelphia where Reid was the head coach (1999). Pederson was on Andy Reid's coaching staff in Philadelphia as an offensive quality control coach (2009-10) and quarterbacks coach (2011-12). When Reid took over as the Chiefs head coach in 2013, he hired Pederson as Kansas City's offensive coordinator. Pederson spent three seasons in Kansas City before being hired as the head coach by the Philadelphia Eagles in 2016.

## PLAYER SPOTLIGHT: WR MARVIN JONES JR.

### WHAT JUMPSTARTED YOUR INTEREST IN SINGING?

I heard a solo in church that became my favorite song, and I got to sing it as a solo when I was four years old. Then I auditioned for American Idol in 2017, and now I have my own studio.

### DID YOUR KIDS DRESS UP FOR HALLOWEEN?

They were in London with my wife for the game, and they went trick-or-treating as soon as they got home. My son Mareon's birthday is on Halloween. He dressed up as Spiderman.

### FAVORITE PLACES TO TRAVEL INTERNATIONALLY

Spain, where I traveled to immerse myself in the culture and learn Spanish.

### WEST COAST OR EAST COAST BEACHES?

Miami beaches! I grew up and went to college in California, but we never really got in the water. Miami beaches have white sand, and the water is much warmer.

### HAVE YOU ALWAYS PLAYED WIDE RECEIVER?

I played running back until my sophomore year of high school. Then I switched to wide receiver and continued playing safety on defense.



# 1ST DOWNTOWN JACKSONVILLE

## 1ST DOWNTOWN JACKSONVILLE

As the Jacksonville Jaguars kick off their 28th season playing in Downtown Jacksonville, the team is hard at work establishing a vision for what the next quarter century will look like in and around the sports complex. On June 3, 2021, the Jaguars, together with their affiliated real estate development entity of Iguana Investments, announced development plans for Downtown Jacksonville including The Jacksonville Shipyards, a multi-faceted project that will feature a Four Seasons Hotel and Residences, a Class A office building and improvements to the city-owned marina and public spaces. The team also unveiled a vision for a football performance center, which will be the first step in creating the "Stadium of the Future" for Jaguars fans.



"My goal is for Downtown Jacksonville to be the envy of cities here in the U.S. and elsewhere, and I see no reason why we can't achieve that goal," said Jaguars team Owner Shad Khan. "I am confident we have the local leadership, spirit and commitment to revitalize Downtown Jacksonville in a manner that will make the world take notice while also serving the needs of the community and the people who make Jacksonville their home."

To learn more about the status of each of these projects, visit [www.1stdowntownjax.com](http://www.1stdowntownjax.com). 1st Downtown Jacksonville is an all-encompassing initiative that captures the Jaguars' commitment to Downtown development, establishes a destination for up-to-date information about the Jaguars' plans and offers everyone the opportunity to personally get involved in the effort.


### THE SHIPYARDS

For over a century, the Jacksonville Shipyards located across the street from TIAA Bank Field bustled with activity as an economic port of call. Today, the Shipyards stand empty, but Shad Khan's vision looks to deliver a Downtown experience that blends urban design with entertainment. A modernized marina, a landmark five-star hotel and residences and a six-story office building will create hundreds of new jobs and generate vital tourism revenue.

On October 12, 2021, the Jacksonville City Council approved legislation for the Shipyards, which includes private investment of more than \$300 million dollars. On June 10, 2022, Iguana Investments closed on the final property purchase via the Downtown Investment Authority. The Jaguars and Iguana Investments began subsurface preparations earlier this summer with an anticipated completion in 2026.

### MILLER ELECTRIC CENTER

On August 24, 2021, the Jacksonville City Council approved legislation for an all-new Sports Performance Center, and the Jaguars broke ground on the new facility in January 2022. A 50/50 public-private partnership between the Jaguars and the City of Jacksonville, the \$120 million facility is a state of the art 125,000 square-foot space that will house all of the team's football staff and football operations including locker rooms, training and medical facilities, office space and a draft room. It will include two full-size grass practice fields as well as one indoor field along with shaded public viewing stands, concession areas and a team store. On June 13, 2022, the team announced a multi-year naming rights partnership with Miller Electric Company, an electrical contractor headquartered in Jacksonville. The Miller Electric Center is scheduled to open next summer ahead of the 2023 season.



# PRO FOOTBALL HALL OF FAME

## TONY BOSELLI: PRO FOOTBALL HALL OF FAME

On Feb. 10, 2022, former Jaguars All-Pro left tackle Tony Boselli, the franchise's first-ever draft selection in 1995, cemented his place in NFL history as the Jaguars' first ever member of the Pro Football Hall of Fame. Boselli was officially enshrined in the Pro Football Hall of Fame and received his gold jacket in Canton with the rest of the 2022 Pro Football Hall of Fame class on Aug. 6, 2022. "There is nothing more important. There is nothing more powerful. The support and love of my family, in all of its forms and throughout my 50 years, is why I am here today. As the first Jacksonville Jaguar to be welcomed as a member of the Pro Football Hall of Fame. It is a profound honor, and I thank the Hall for the privilege, and I thank you for allowing me to be your teammates," Boselli said.



"Tony's well-deserved selection for enshrinement in the Pro Football Hall of Fame is long overdue and one of the greatest moments in the history of our franchise," Jaguars Owner Shad Khan said. "Tony embraced being a Jaguar from the moment he was drafted and from there fought for Jacksonville as one of the greatest offensive linemen to ever play the game.

"Tony has also represented the Jaguars with class since the day he arrived. Beyond his exceptional on-field performance, since retirement he has been an integral member of the Jaguars family while calling Jacksonville home for more than 25 years. No one understands, defends, supports or loves the Jaguars and Duval like Tony Boselli. I think I speak for everyone when I say congratulations, Tony. Gold looks good on you."



Boselli was the second overall pick in the 1995 NFL Draft and the first-ever draft selection by the Jaguars. A five-time Pro Bowl selection (1996-2000) and three-time All-Pro (1997-99), he started 90 of 91 career games as well as six playoff games from 1995-2001. Boselli led the way for Jaguars all-time leading rusher RB Fred Taylor to post nearly 3,500 yards and 32 TDs in the four seasons during which he blocked for Taylor. In addition to clearing the way for Taylor, he protected Jaguars all-time leading passer QB Mark Brunell.

Boselli serves as a game day radio analyst and frequent contributor to Jaguars.com while also serving as the lead analyst for Thursday Night Football on Westwood One.

"You don't get here by yourself," Boselli said. "There's a bunch of people in my life that helped me get to this point. Part of it's the guys I played with in Jacksonville, the coaches I've had. To be able to represent that organization – since I got drafted there as the first pick in 1995 and now going into the Hall of Fame – is something I'm proud of," Boselli said. "I take it seriously, representing the organization, and it's something I love."



# HC DOUG PEDERSON & GM TRENT BAALKE



**DOUG PEDERSON**  
HEAD COACH

The Jacksonville Jaguars hired two-time Super Bowl champion and former NFL QB Doug Pederson as head coach on Feb. 3, 2022.

Pederson, 54, joins the Jaguars after most recently spending five seasons as the head coach (2016-20) of the Philadelphia Eagles, compiling a 46-39-1 record during the regular season and postseason. During his time in Philadelphia, the Eagles made the postseason in three consecutive seasons (2017-19) and won two NFC East titles (2017 and 2019). In 2017, Pederson led the Eagles to their first-ever Super Bowl Championship in Super Bowl LII with a 41-33 victory against the Patriots.

Pederson was key in the development of QB Carson Wentz, who threw for 16,811 yards and 113 TDs from 2016-20. Wentz established several single-season franchise records during his time in Philadelphia, including in completions (388 in 2019), completion percentage (69.6 pct. in 2018), passing yards (4,039 in 2019) and passing touchdowns (33 in 2017) under Pederson's tutelage. In 2020, Wentz threw for 2,620 yards and 16 TDs while rookie QB Jalen Hurts threw for 1,061 yards and six TDs. The Eagles posted the NFL's third-most sacks (49) with Pro Bowl DE Brandon Graham leading the team with 8.0 sacks.

In 2019, the Eagles claimed their second NFC East division title in Pederson's tenure. Philadelphia made their third straight playoff appearance, posting four consecutive wins against divisional opponents to close the season.

In 2018, the Eagles offense ranked fifth in completions (422), eighth in passing yards (4,524) and eighth in passing yards per game (282.8) while Pederson's defense ranked seventh in rushing defense (1,551), tied for eighth in sacks (44), eighth in first downs allowed (308) and ninth in touchdowns allowed (37).

Pederson directed a historic campaign in 2017, as Philadelphia finished the regular season with a franchise-record-tying 13 wins, earned an NFC East title and the No. 1 seed in the NFC and delivered the first Super Bowl championship in Eagles history. Pederson became the eighth head coach in NFL history to win the Super Bowl in his first two seasons with a team and seventh to win the Super Bowl in his first playoff appearance. In 2017, Wentz earned Associated Press Second-Team All-Pro and Pro Bowl honors. From Weeks 1-14 - prior to suffering a season-ending injury - the second-year signal caller led the league in passing TDs (33), had the fourth-highest passer rating (101.9) and threw for the NFL's 10th-most passing yards (3,296).

As a first-year head coach in 2016, the Eagles finished with a 7-9 record while Wentz set Eagles rookie records in passing yards (3,782), completions (379) and passing touchdowns (16). The defense ranked tied for fifth in rushing TDs allowed (10), sixth in first downs allowed (300), tied for ninth in interceptions (16), 10th in passes defended (77) and 11th in opposing QB passer rating (85.7). Prior to arriving in Philadelphia, Pederson served as the offensive coordinator of the Kansas City Chiefs from 2013-15, helping the team post a 31-17 regular season record over three seasons.

Before joining Kansas City, Pederson coached the quarterbacks in Philadelphia from 2011-12. In his first year in that role, Pederson saw Michael Vick become the second quarterback in NFL history to top the 3,000-yard passing and 500-yard rushing plateaus in consecutive seasons.

A 12-year NFL veteran, Pederson played quarterback for the Green Bay Packers, Miami Dolphins, Philadelphia Eagles and Cleveland Browns after originally being drafted by the Carolina Panthers in the 1995 expansion draft.

The Bellingham, Wash. native attended Northeast Louisiana (now Louisiana Monroe), where he was a three-year starter at quarterback. He finished his career with 6,445 yards and 33 touchdowns on 571-of-1,032 passing.

Pederson and his wife Jeannie, have three sons, Drew, Josh and Joel.



**TRENT BAALKE**  
GENERAL MANAGER

Trent Baalke was hired as the Jaguars general manager on Jan. 21, 2021.

He originally joined the Jaguars in February 2020 as the team's director of player personnel before being named the interim general manager on Nov. 29, 2020.

In his first draft as general manager in Jacksonville, Baalke and the Jaguars selected QB Trevor Lawrence with the first overall selection of the 2021 draft. With the pick, Lawrence became both Baalke and Jacksonville's first-ever number one overall selection. The Clemson product set rookie franchise records in both completions (359) and passing yards (3,641) in his inaugural season with the Jaguars. Lawrence's 359 completions were also second in team history among all passers. Second-round selection CB Tyson Campbell finished his rookie season with 10 passes defended, good for fifth all-time among rookies in franchise history. Seven of Baalke's nine 2021 draft selections saw playing time during the 2021 season.

Prior to arriving in Jacksonville, Baalke spent 12 seasons with the San Francisco 49ers, rising from the ranks of western region scout (2005-07) to director of player personnel (2008-09) to vice president of player personnel (2010) to general manager (2011-16). He was named Executive of the Year following the 2011 season by the Pro Football Writers of America and Pro Football Weekly after transforming a 6-10 team into a 13-3 team in his first season as general manager with San Francisco.

During Baalke's tenure in the Bay Area, the 49ers appeared in three consecutive NFC Championship games (2011-13) and Super Bowl XLVII, while tallying a 5-3 postseason record. After Baalke began overseeing all player acquisitions in 2010, six acquired players accounted for nine All-Pro selections while eight of those players earned Pro Bowl honors. Overall, the 49ers produced 24 All-Pro selections and 35 Pro Bowl nods from 2010-16.

He spent four years with the Washington Football Team's scouting staff where he served as the college scouting coordinator in his final season. From 2001-03, he served as Washington's national scout. Baalke started his NFL career as a personnel scout with the New York Jets from 1998-2000.

Prior to his NFL career, Baalke worked as a defensive line and strength and conditioning coach at South Dakota State from 1990-95 before working as the athletic director at Shantley High School in Fargo, N.D. in 1996 and 1997. He began his coaching career as a graduate assistant at North Dakota State in 1989 helping the team finish with a 14-0 record and Division II National Championship.

The Rosendale, Wis. native earned a bachelor's degree in health and physical education at Bemidji State (Minn.) where he played outside linebacker and was an All-Northern Sun Conference and All-Midwest Region honoree. He and his wife, Beth, have two daughters, Katy and Cassie.



# ASSISTANT COACHES



**Press Taylor** - Offensive Coordinator  
**NFL Experience:** 10 | **Jaguars Experience:** 1  
**Last Position:** Senior Offensive Assistant (Indianapolis Colts)

Press Taylor is in his first season as the offensive coordinator for the Jacksonville Jaguars in 2022. He spent the 2021 season as a senior offensive assistant with the Colts after spending eight seasons (2013-20) in a variety of roles with the Eagles. Taylor spent the 2013-20 seasons on Philadelphia's coaching staff, including five seasons with Jaguars Head Coach Doug Pederson from 2016-20. Prior to joining Philadelphia, Taylor served as a graduate assistant/quarterbacks coach for two seasons (2011-12) at Tulsa, where he helped the Golden Hurricane win the 2012 Conference USA Championship and Liberty Bowl title after finishing with a 10-3 record.



**Mike Caldwell** - Defensive Coordinator  
**NFL Experience:** 15 | **Jaguars Experience:** 1  
**Last Position:** Inside Linebackers Coach (Tampa Bay Buccaneers)

Mike Caldwell enters his first season as the defensive coordinator for the Jaguars in 2022. Caldwell spent the last three seasons (2019-21) as the Buccaneers inside linebackers coach. During that span, the Buccaneers led the NFL in rushing defense (82.5 yards per game allowed) and defensive rushing average (3.72 yards per carry), produced the NFL's third-most takeaways (82). An 11-year NFL veteran, Caldwell played with the Cleveland Browns (1993-95), Baltimore Ravens (1996), Arizona Cardinals (1997), Philadelphia Eagles (1998-2001), Chicago Bears (2002) and Carolina Panthers (2003). He attended Middle Tennessee State University, where his collegiate career earned him a spot in the Football Hall of Fame at MTSU.



**Heath Farwell** - Special Teams Coordinator  
**NFL Experience:** 7 | **Jaguars Experience:** 1  
**Last Position:** Special Teams Coordinator (Buffalo Bills)

Heath Farwell enters his first season with the Jaguars as the team's special teams coordinator. Farwell spent the last three seasons (2019-21) as the Bills special teams coordinator after stops with the Panthers and Seahawks. Farwell brings six years of NFL coaching experience and 10 years as an NFL linebacker, playing for the Minnesota Vikings (2005-10) and Seattle Seahawks (2011-14). He served as the Seahawks special teams captain and won Super Bowl XLVIII during the 2013-14 season. In 2021, Farwell coached K Tyler Bass, who made 28-of-32 field goal attempts, including a 57-yard field goal (tied for seventh-longest in the NFL last season).

## ASSISTANT COACHES



**Richard Angulo**  
Tight Ends Coach



**Andrew Breiner**  
Assistant  
Quarterbacks Coach



**Henry Burris**  
Offensive Quality  
Control Coach



**Jim Bob Cooter**  
Passing Game  
Coordinator



**Chris Jackson**  
Wide Receivers  
Coach



**Mike McCoy**  
Quarterbacks  
Coach



**Bernie Parmalee**  
Running Backs  
Coach



**Phil Rauscher**  
Offensive Line Coach



**Tyler Tettleton**  
Assistant Running  
Backs Coach



**Todd Washington**  
Assistant Offensive  
Line Coach



**Nick Williams**  
Offensive Quality  
Control Coach



**Brentson Buckner**  
Defensive Line Coach



**Sean Cullina**  
Defensive Quality  
Control Coach



**Tony Gilbert**  
Inside Linebackers  
Coach



**Cody Grimm**  
Safeties Coach



**Tee Mitchell**  
Defensive Quality  
Control Coach



**Patrick Reilly**  
Defensive Quality  
Control Coach



**Rory Segrest**  
Assistant Defensive  
Line Coach



**Bill Shuey**  
Outside Linebackers  
Coach



**Bob Sutton**  
Senior Defensive  
Assistant



**Deshea Townsend**  
Passing Game  
Coordinator/  
Cornerbacks Coach



**Luke Thompson**  
Assistant Special  
Teams Coach



# FROM PLAYERS TO COACHES

The Jaguars coaching staff consists of 12 former NFL players, including Head Coach Doug Pederson. Seven members of the staff have won Super Bowls and eight coaches have previously coached with Pederson.



**DOUG PEDERSON**

**Current Title:** Head Coach  
**Playing Position:** Quarterback  
**College:** Louisiana Monroe  
**Teams:** G.B., MIA, PHI, CLE



**MIKE CALDWELL**

**Current Title:** Defensive Coord.  
**Playing Position:** Linebacker  
**College:** Middle Tennessee State  
**Teams:** CLE, BAL, ARI, CHI, CAR



**HEATH FARWELL**

**Current Title:** Special Teams Coord.  
**Playing Position:** Linebacker  
**College:** San Jose State/San Diego State  
**Teams:** MIN, SEA



**MIKE MCCOY**

**Current Title:** Quarterbacks Coach  
**Playing Position:** Quarterback  
**College:** Long Beach State/Utah  
**Teams:** DEN, GB, S.F., PHI



**CHRIS JACKSON**

**Current Title:** Wide Receivers Coach  
**Playing Position:** Wide Receiver  
**College:** Orange Coast/Washington State  
**Teams:** TEN, GB



**RICHARD ANGULO**

**Current Title:** Tight Ends Coach  
**Playing Position:** Tight End  
**College:** Western New Mexico  
**Teams:** STL, MIN, JAX



**BERNIE PARMALEE**

**Current Title:** Running Backs Coach  
**Position:** Running Back  
**College:** Ball State  
**Teams:** MIA, NYJ



**TODD WASHINGTON**

**Title:** Offensive Line Coach  
**Position:** Guard/Center  
**College:** Virginia Tech  
**Teams:** TB, HOU



**BRENTSON BUCKNER**

**Title:** Defensive Line Coach  
**Position:** Defensive Tackle  
**College:** Clemson  
**Teams:** PIT, CIN, S.F., CAR



**TONY GILBERT**

**Title:** Linebackers Coach  
**Position:** Linebacker  
**College:** Georgia  
**Teams:** JAX, ATL



**CODY GRIMM**

**Title:** Safeties Coach  
**Position:** Safety  
**College:** Virginia Tech  
**Teams:** TB



**DESHEA TOWNSEND**

**Title:** Passing Game Coordinator/  
Cornerbacks Coach  
**Position:** Cornerback  
**College:** Alabama  
**Teams:** PIT, IND





# JAGUARS NOTES

## TOP OF HIS CLASS

Lawrence has completed 557 passes since entering the NFL, the most among all players from the 2021 Draft Class.

### CAREER COMPLETIONS, 2021 DRAFT CLASS

RK.	PLAYER (TEAM)	COMPLETIONS
1.	QB Trevor Lawrence (JAX)	557
2.	QB Mac Jones (N.E.)	463
3.	QB Davis Mills (HOU)	425
4.	QB Zach Wilson (NYJ)	309
5.	QB Justin Fields (CHI)	269

Lawrence's 5,716 passing yards are the most among all quarterbacks from the 2021 draft class.


### CAREER PASSING YARDS, 2021 DRAFT CLASS

RK.	PLAYER (TEAM)	PASS YARDS
1.	QB Trevor Lawrence (JAX)	5,716
2.	QB Mac Jones (N.E.)	4,941
3.	QB Davis Mills (HOU)	4,320
4.	QB Zach Wilson (NYJ)	3,536
5.	QB Justin Fields (CHI)	3,192

Lawrence has rushed for 486 yards since entering the NFL in 2021, the second-most among all rookie quarterbacks from the 2021 draft class. Lawrence rushed for a single game career-high 53 rushing yards against the Raiders in Week 9.

### CAREER RUSHING YARDS, QUARTERBACKS, 2021 DRAFT CLASS

RK.	PLAYER (TEAM)	ATTEMPTS	RUSH YDS
1.	QB Justin Fields (CHI)	163	1,022
2.	QB Trevor Lawrence (JAX)	106	486
3.	QB Zach Wilson (NYJ)	50	253
4.	QB Trey Lance (S.F.)	54	235
5.	QB Mac Jones (N.E.)	69	207



## NOTE THE QUOTE: TREVOR LAWRENCE

"I think he's right on schedule just continuing to grow week to week. I think that's the fun part of this league is the plan of attack each week may have to change and that's one of the things we talk about, about being fluid as an offense and doing whatever it takes to put us in a situation to win that week."

- Offensive Coordinator Press Taylor

## RUN TRAVIS RUN!

Since becoming the full-time starter in Week 6 at Indianapolis, RB Travis Etienne Jr. is at or near the top in several categories among NFL running backs.

**6.12**

Etienne is averaging **6.12** yards per carry in his last four games, good for second among running backs in the NFL during that span.

**25**

His **25** first down rushes are the most among all running backs in the NFL since Week 6. Last week against the Raiders, the second-year back had eight of his 28 rushing attempts go for a first down.

**76**

Etienne has been a workhorse for the Jaguars during this four game stretch. His **76** rushing attempts are third in the NFL. Last week against the Raiders, he had a career-high 28 carries.

**465**

Since becoming the full-time starter in Week 6, Etienne leads the league in rushing with **465** yards. He has eclipsed 100 yards rushing in three straight games and has at least 100 scrimmage yards in five consecutive games.



## MILESTONE IN REACH

**144**

With 144 scrimmage yards on Sunday, RB Travis Etienne Jr. would join RBs Fred Taylor, Leonard Fournette and James Robinson as the only players in franchise history to total 1,000 scrimmage yards through their first 10 career games.

## COMING OUT HOT

**5**

Of their nine first possessions of the second half, the Jaguars have scored touchdowns on five of those possessions. Jacksonville's offense ranks fourth in the NFL in points on the first possession of the second half. They are outscoring opponents 51-16 in the third quarter this season.



# JAGUARS NOTES

## NUMBER TO KNOW

25

WR Christian Kirk has caught seven passes of 25-or-more yards, tied for seventh in the NFL. Kirk has caught a pass of at least 25 yards in six of nine games this season.

## DEVIN'S DOMINANCE

In nine games this season, LB Devin Lloyd is second on the Jaguars in tackles with 69 tackles, seven passes defended and two INTs. Lloyd's 69 tackles are the most among all rookies in the NFL and his seven passes defended are third.

### TOTAL TACKLES ROOKIE CLASS, 2022

RK.	PLAYER (TEAM)	SOLO TACKLES	TOTAL TACKLES
1.	LB Devin Lloyd (JAX)	34	69
2.	LB Quay Walker (G.B.)	40	62
3.	S Jalen Pitre (HOU)	36	57
4.	S Jaquan Brisker (CHI)	41	55
5.	LB Malcom Rodriguez (DET)	41	54

### PASSES DEFENDED, ROOKIE CLASS, 2022

RK.	PLAYER (TEAM)	PASSES DEFENDED	INTS
1.	CB Sauce Gardner (NYJ)	13	2
2.	CB Tariq Woolen (SEA)	8	4
3.	LB Devin Lloyd (JAX)	7	2
4.	CB Martin Emerson (CLE)	6	0
5.	Four players	5	--



## SAFETY NET

S Rayshawn Jenkins has posted at least one pass defended in five of the Jaguars' nine games this season.

He has already set a career high in passes defended in a season topping his previous mark of four which he has reached twice (2019 & 2020). He currently leads all safeties in the NFL passes defended.

### PASSES DEFENDED, SAFETIES NFL, 2022

RK.	PLAYER (TEAM)	PASSES DEFENDED
1.	S Rayshawn Jenkins (JAX)	9
2.	S Jalen Thompson (ARI)	7
3.	S Talanoa Hufanga (S.F.)	6
	S Ryan Neal (SEA)	6
	S Jordan Poyer (BUF)	6
	S Minkah Fitzpatrick (PIT)	6
	S Juan Thornhill (K.C.)	6

## NO FLY ZONE

The Jaguars defense added six passes defended last week against the Raiders to their league-leading 59 passes defended. Jacksonville is the only team in the NFL with three players in the top 10 in passes defended this season (S Rayshawn Jenkins, CB Tyson Campbell and CB Darius Williams).

### PASSES DEFENDED NFL, 2022

RK.	TEAM	PASSES DEFENDED
1.	Jacksonville Jaguars	59
2.	New York Jets	48
	Philadelphia Eagles	48
4.	Baltimore Ravens	46
5.	Minnesota Vikings	44
6.	Pittsburgh Steelers	43
7.	Atlanta Falcons	42
	Buffalo Bills	42

## FOYELICIOUS

LB Foye Oluokun has posted a team-high 88 total tackles and recorded two fumble recoveries in nine games this season. In 2021, Oluokun led the NFL in total tackles with 192 and since 2021, his 280 tackles are the most in the NFL.

### TOTAL TACKLES NFL, 2021-22

RK.	PLAYER (TEAM)	GAMES	TACKLES
1.	LB Foye Oluokun (ATL/JAX)	26	280
2.	LB Jordyn Brooks (SEA)	26	273
3.	LB C.J. Mosley (NYJ)	25	256
4.	LB Roquan Smith (BAL/CHI)	26	251
5.	LB Bobby Wagner (SEA/LAR)	24	234

## COOKE'S CORNER

P Logan Cooke has recorded a 43.2 net punting average in his career, the highest average by any player since net punting began being tracked in 1976. Cooke's net punting average this season ranks fourth in the NFL.

### NET PUNTING AVERAGE, (MIN. 250 PUNTS) 1976-2022, NFL

RK.	PLAYER (TEAM, YEARS)	PUNTS	NET AVG.
1.	P Logan Cooke (JAX, 2018-22)	307	43.2
2.	P Johnny Hekker (STL/LAR, CAR, 2012-22)	767	42.9
3.	P Michael Dickson (SEA, 2018-22)	323	42.4

### NET PUNTING AVERAGE, NFL, 2022

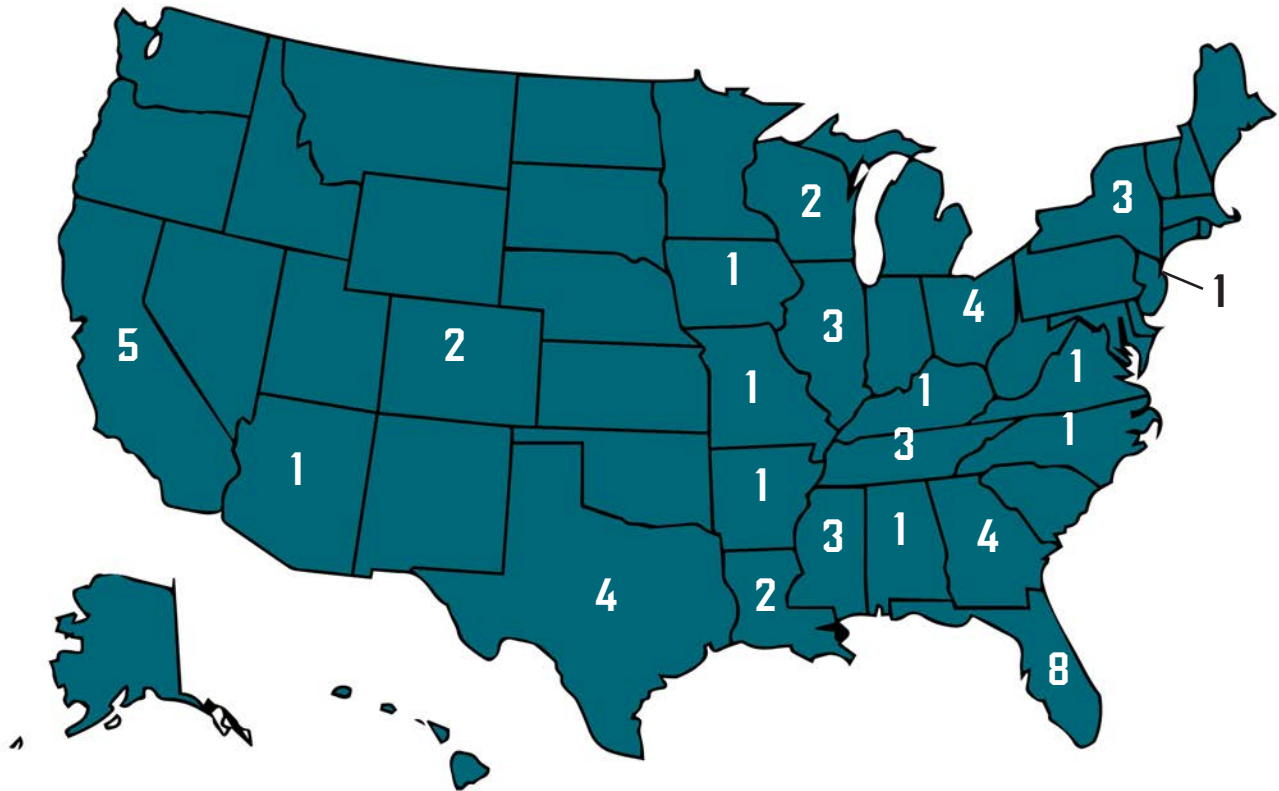
RK.	PLAYER (TEAM)	PUNTS	NET AVG.
1.	P Tommy Townsend (K.C.)	25	47.3
2.	P Ryan Stonehouse (TEN)	43	44.9
3.	P Tress Way (WAS)	50	44.5
4.	P Logan Cooke (JAX)	29	44.3
	P Michael Dickson (SEA)	30	44.3



# JAGUARS STATE OF MIND

## WHERE DOES THE JAGUARS ROSTER COME FROM?

Jaguars players on the active roster represent 20 states and two countries. The state with the most players is Florida with eight. Both DL Adam Gotsis and CB Tevaughn Campbell are the only two players not originally from the United States on the active roster. Gotsis is originally from Melbourne, Australia while Campbell is from Toronto, Canada.



### ALABAMA (1)

S Daniel Thomas - Montgomery

### ARIZONA (1)

WR Christian Kirk - Scottsdale

### ARKANSAS (1)

CB Montaric Brown - Ashdown

### CALIFORNIA (5)

DL Roy Robertson-Harris - Oakland  
 LB Devin Lloyd - Chula Vista  
 WR Marvin Jones Jr. - Long Beach  
 WR Jamal Agnew - San Diego  
 LB Caleb Johnson - Point Loma

### COLORADO (2)

S Andrew Wingard - Arvada  
 LB Chad Muma - Lone Tree

### FLORIDA (8)

CB Darius Williams - Jacksonville  
 OL Jawaan Taylor - Cocoa  
 LB Shaquille Quarterman - Orange Park  
 S Rayshawn Jenkins - St. Petersburg  
 CB Shaquill Griffin - St. Petersburg  
 CB Tyson Campbell - Miramar  
 S Tyree Gillespie - Ocala  
 OL John Miller - Miami

### GEORGIA (4)

OLB Travon Walker - Thomaston  
 QB Trevor Lawrence - Cartersville  
 OLB Arden Key - College Park  
 TE Evan Engram - Powder Springs

### ILLINOIS (3)

K Riley Patterson - Edwardsville  
 WR Kendric Pryor - Hazel Crest  
 OL Blake Hance - Jacksonville

### IOWA (1)

OL Brandon Scherff - Denison

### KENTUCKY (1)

DL Corey Peters - Louisville

### LOUISIANA (2)

RB Travis Etienne Jr. - Jennings  
 OL Cam Robinson - West Monroe

### MISSISSIPPI (3)

RB Snoop Conner - Hattiesburg  
 P Logan Cookie - Darbun  
 WR Tim Jones - Biloxi

### MISSOURI (1)

LB Foyesade Oluokun - St. Louis

### NEW JERSEY (1)

OLB Josh Allen - Montclair

### NEW YORK (3)

S Andre Cisco - Queens  
 DL Folorunso Fatukasi - Far Rockaway  
 TE Chris Manhertz - Bronx

### NORTH CAROLINA (1)

OL Tyler Shatley - Icard

### OHIO (4)

TE Luke Farrell - Perry  
 OL Luke Fortner - Sylvania  
 DL Dawuane Smoot - Groveport  
 DT DaVon Hamilton - Pickerington

### TENNESSEE (3)

QB C.J. Beathard - Franklin  
 CB Chris Claybrooks - Nashville  
 CB Tre Herndon - Chattanooga

### TEXAS (4)

WR Zay Jones - Austin  
 OL Walker Little - Houston  
 LS Ross Matiscik - McKinney  
 RB JaMyca Hasty - Longview

### VIRGINIA (1)

OLB De'Shaan Dixon - Chesapeake

### WISCONSIN (2)

TE Dan Arnold - Janesville  
 OL Cole Van Lanen - Green Bay

### AUSTRALIA (1)

DL Adam Gotsis - Melbourne

### CANADA (1)

CB Tevaughn Campbell - Toronto



# TEAM RANKINGS

## AMERICAN FOOTBALL CONFERENCE

	OFFENSE			DEFENSE		
	TOTAL	RUSH	PASS	TOTAL	RUSH	PASS
Baltimore Ravens	8	*1	15	9	2	14
Buffalo Bills	*1	5	3	2	4	3
Cincinnati Bengals	7	12	5	5	11	6
Cleveland Browns	3	2	8	7	14	8
Denver Broncos	11	9	10	*1	13	*1
Houston Texans	15	11	14	16	16	9
Indianapolis Colts	13	16	6	3	7	2
<b>Jacksonville Jaguars</b>	<b>5</b>	<b>3</b>	<b>9</b>	<b>8</b>	<b>5</b>	<b>10</b>
Kansas City Chiefs	2	10	*1	10	3	12
Las Vegas Raiders	9	8	7	14	8	13
Los Angeles Chargers	6	14	4	11	15	7
Miami Dolphins	4	15	2	13	9	11
New England Patriots	12	6	13	6	12	5
New York Jets	10	7	11	4	6	4
Pittsburgh Steelers	14	13	12	15	10	16
Tennessee Titans	16	4	16	12	*1	15

## NATIONAL FOOTBALL CONFERENCE

	OFFENSE			DEFENSE		
	TOTAL	RUSH	PASS	TOTAL	RUSH	PASS
Arizona Cardinals	8	11	9	13	6	13
Atlanta Falcons	14	2	15	15	3	16
Carolina Panthers	15	13	13	14	14	12
Chicago Bears	12	*1	16	10	15	7
Dallas Cowboys	11	7	12	6	10	3
Detroit Lions	3	5	3	16	16	15
Green Bay Packers	6	9	8	3	12	*1
Los Angeles Rams	16	15	10	4	2	9
Minnesota Vikings	7	14	5	12	4	14
New Orleans Saints	2	8	2	7	7	6
New York Giants	13	3	14	9	11	8
Philadelphia Eagles	*1	4	4	2	8	2
San Francisco 49ers	5	10	6	*1	*1	5
Seattle Seahawks	4	6	7	11	13	11
Tampa Bay Buccaneers	9	16	*1	5	9	4
Washington Commanders	10	12	11	8	5	10

## NATIONAL FOOTBALL LEAGUE

	OFFENSE				DEFENSE		
	TOTAL	RUSH	PASS		TOTAL	RUSH	PASS
Arizona Cardinals	17	17	17	T	26	13	25
Atlanta Falcons	25	4	30		31	8	32
Baltimore Ravens	13	2	27		19	3	28
Buffalo Bills	*1	13	3		4	6	7
Carolina Panthers	30	22	28		27	28	21
Chicago Bears	23	*1	32		18	30	10
Cincinnati Bengals	10	26	6		12	17	13
Cleveland Browns	4	3	16		15	22	15
Dallas Cowboys	22	11	25		10	24	4
Denver Broncos	20	20	19		2	21	*1
Detroit Lions	7	9	8		32	31	29
Green Bay Packers	14	14	15		6	26	2
Houston Texans	29	25	26		30	32	19
Indianapolis Colts	27	30	12		5	12	6
<b>Jacksonville Jaguars</b>	<b>8</b>	<b>7</b>	<b>17</b>	<b>T</b>	<b>16</b>	<b>7</b>	<b>22</b>
Kansas City Chiefs	2	23	*1		20	5	24
Las Vegas Raiders	16	19	13		28	14	26
Los Angeles Chargers	9	28	4		21	29	14
Los Angeles Rams	31	31	21		8	4	17
Miami Dolphins	5	29	2		23	15	23
Minnesota Vikings	15	24	10		25	10	27
New England Patriots	26	16	24		13	18	12
New Orleans Saints	6	12	7		11	19	9
New York Giants	24	5	29		17	25	16
New York Jets	18	18	20		7	9	11
Philadelphia Eagles	3	6	9		3	20	3
Pittsburgh Steelers	28	27	23		29	16	31
San Francisco 49ers	12	15	11		*1	*1	8
Seattle Seahawks	11	10	14		24	27	20
Tampa Bay Buccaneers	19	32	5		9	23	5
Tennessee Titans	32	8	31		22	2	30
Washington Commanders	21	21	22		14	11	18

\* = NFL leader | T = Tied for position



# JAGUARS STATS

## JACKSONVILLE JAGUARS / REGULAR SEASON WEEK 9 / THROUGH SUNDAY, NOVEMBER 6, 2022

WON 3, LOST 6					DOUG PEDERSON (9 GAMES)	
09/11	L	22-28	at Washington	58,192		
09/18	W	24-0	Indianapolis	58,360		
09/25	W	38-10	at L.A. Chargers	67,964		
10/02	L	21-29	at Philadelphia	69,879		
10/09	L	6-13	Houston	60,018		
10/16	L	27-34	at Indianapolis	65,749		
10/23	L	17-23	N.Y. Giants	65,664		
10/30	L	17-21	Denver	86,215		
11/06	W	27-20	Las Vegas	62,758		

2022 TEAM STATISTICS			JAX	OPP.
<b>FIRST DOWNS</b>			<b>203</b>	<b>181</b>
Rushing			71	62
Passing			108	104
Penalty			24	15
Third Down-Made/Att			49/112	44/111
Third Down Efficiency			43.8%	39.6%
Fourth Down-Made/Att			7/17	6/16
Fourth Down Efficiency			41.2%	37.5%
<b>TOTAL NET YARDS</b>			<b>3,307</b>	<b>3,091</b>
Avg. Per Game			367.4	343.4
Total Plays			580	571
Avg. Per Play			5.7	5.4
<b>NET YARDS RUSHING</b>			<b>1,321</b>	<b>946</b>
Avg. Per Game			146.8	105.1
Total Rushes			259	236
Avg. Per Rush			5.1	4.0
<b>NET YARDS PASSING</b>			<b>1,986</b>	<b>2,145</b>
Avg. Per Game			220.7	238.3
Sacked/Yards Lost			12/89	16/106
Gross Yards			2,075	2,251
Attempts/Completions			309/198	319/200
Pct. of Completion			64.1%	62.7%
Had Intercepted			6	8
<b>PUNTS/AVERAGE</b>			<b>29/50.3</b>	<b>36/46.3</b>
Net Punting Average			44.3	41.2
<b>PUNT RETURN/AVG.</b>			<b>17/6.2</b>	<b>19/7.1</b>
<b>KICKOFF RETURN/AVG.</b>			<b>17/23.0</b>	<b>18/20.0</b>
<b>INTERCEPTION RETURN/AVG.</b>			<b>8/13.1</b>	<b>6/7.3</b>
<b>PENALTIES/YARDS</b>			<b>54/414</b>	<b>57/436</b>
<b>FUMBLES/BALL LOST</b>			<b>11/7</b>	<b>8/3</b>
<b>TOUCHDOWNS</b>			<b>23</b>	<b>21</b>
Rushing			11	9
Passing			11	12
Returns			1	0
<b>EXTRA POINTS/ATTEMPTS</b>			<b>18/19</b>	<b>15/16</b>
<b>TWO POINT CONVERSION/ATT.</b>			<b>2/4</b>	<b>2/5</b>
<b>FIELD GOALS/ATTEMPTS</b>			<b>13/15</b>	<b>11/11</b>
<b>AVG. TIME OF POSSESSION</b>			<b>30:38</b>	<b>29:22</b>

* SCORE BY PERIODS							
	Q1	Q2	Q3	Q4	OT		PTS
TEAM	49	52	51	47	0		199
OPPONENTS	21	79	16	62	0		178

SCORING									
	TD	RU	PA	RT	K-PAT	FG	2PT	S	PTS
R. Patterson	0	0	0	0	18/19	13/15	0	0	57
C. Kirk	5	0	5	0	0/0	0/0	0	0	30
T. Etienne Jr.	4	4	0	0	0/0	0/0	1	0	26
J. Robinson	4	3	1	0	0/0	0/0	0	0	24
T. Lawrence	3	3	0	0	0/0	0/0	0	0	18
J. Agnew	2	0	2	0	0/0	0/0	0	0	12
E. Ingram	1	0	1	0	0/0	0/0	1	0	8
A. Cisco	1	0	0	1	0/0	0/0	0	0	6
J. Hasty	1	1	0	0	0/0	0/0	0	0	6
Z. Jones	1	0	1	0	0/0	0/0	0	0	6
M. Jones Jr.	1	0	1	0	0/0	0/0	0	0	6
TEAM	23	11	11	1	18/19	13/15	2	0	199
OPPONENTS	21	9	12	0	15/16	11/11	2	0	178

**2-Pt Conv:** E. Ingram 1, T. Etienne Jr. 1, TM 2-4, OPP 2-5  
**R. Patterson:** (33G, 37RU, 43G, 45G) (52G) (22G, 23G, 23G) (-) (26G, 45G) (-) (27G) (37G) (44G, 41RU, 48G)  
**OPP:** (25G) (28G) (50G, 51G) (28G, 42G) (33G, 33G, 34G) (38G, 38G)  
**SACKS:** D. Smoot 5.0, J. Allen 3.0, T. Walker 2.5, A. Key 2.0, A. Gotsis 1.5, F. Luukun 1.0, R. Robertson-Harris 1.0, TM 16.0, OPP 11.0 **FUM/LOST:** T. Lawrence 6/5, T. Etienne Jr. 3/1, C. Kirk 1/1, J. Robinson 1/0, TM 11/7, OPP 8/3

* PASSING											
	ATT	CMP	YDS	CMP%	YDS/ATT	TD	TD%	INT	INT%	LONG	RATING
T. Lawrence	308	198	2,075	64.3	6.7	11	3.6	6	1.9	49	87.5
C. Kirk	1	0	0	0.0	0.0	0	0.0	0	0.0	0	39.6
TEAM	309	198	2,075	64.1	6.7	11	3.6	6	1.9	49	87.2
OPPONENTS	319	200	2,251	62.7	7.1	12	3.8	8	2.5	54	85.8

* RUSHING					
	NO.	YDS	AVG	LONG	TD
T. Etienne Jr.	120	680	5.7	49	4
J. Robinson	81	340	4.2	50t	3
T. Lawrence	33	152	4.6	24	3
J. Hasty	12	88	7.3	61t	1
J. Agnew	5	29	5.8	19	0
Z. Jones	3	21	7.0	14	0
C. Kirk	3	12	4.0	5	0
E. Ingram	1	0	0.0	0	0
C. Beathard	1	-1	-1.0	-1	0
TEAM	259	1,321	5.1	61t	11
OPPONENTS	236	944	4.0	35	9

* RECEIVING						
	TAR	NO.	YDS	AVG	LONG	TD
C. Kirk	70	43	574	13.0	49	5
Z. Jones	55	39	349	8.0	22	1
E. Ingram	47	33	338	10.0	28	1
M. Jones Jr.	47	27	313	11.0	37	1
T. Etienne Jr.	28	19	174	9.0	23	0
J. Agnew	11	7	78	11.0	24	2
J. Robinson	11	9	46	5.0	10	1
J. Hasty	8	6	24	4.0	15	0
D. Arnold	7	6	105	17.0	26	0
C. Manhertz	6	5	21	4.0	12	0
T. Jones	3	2	27	13.0	20	0
L. Farrell	2	2	26	13.0	15	0
TEAM	295	198	2,075	10.5	49	11
OPPONENTS	306	200	2,251	11.3	54	12

* INTERCEPTIONS					
	NO.	YDS	AVG	LONG	TD
D. Lloyd	3	34	11.3	13	0
A. Cisco	2	60	30.0	59t	1
T. Campbell	2	3	1.5	3	0
R. Jenkins	1	10	10.0	10	0
T. Walker	1	9	9.0	9	0
TEAM	9	116	12.9	59t	1
OPPONENTS	6	44	7.3	29	0

* FUMBLES					
	FUM	LST	FF	REC	TD
T. Lawrence	6	5	0	0	0
C. Kirk	1	1	0	2	0
T. Etienne Jr.	3	1	0	0	0
T. Shatley	0	0	0	1	0
J. Robinson	1	0	0	0	0
TEAM	11	7	0	3	0
OPPONENTS	8	3	0	0	0

* PUNTING							
	NO.	YDS	AVG	NET	TB	IN	LG
L. Cooke	29	1,460	50.3	44.3	2	9	63
TEAM	29	1,460	50.3	44.3	2	9	63
OPPONENTS	36	1,668	46.3	41.2	4	14	60

* PUNT RETURNS					
	RET	FC	YDS	AVG	LONG
J. Agnew	13	8	80	6.2	15
C. Kirk	4	2	25	6.3	10
TEAM	17	10	105	6.2	15
OPPONENTS	19	4	134	7.1	19

* KICKOFF RETURNS					
	NO.	YDS	AVG	LONG	TD
J. Agnew	9	217	24.1	52	0
J. Hasty	4	97	24.3	29	0
C. Claybrooks	4	77	19.3	22	0
TEAM	17	391	23.0	52	0
OPPONENTS	18	360	20.0	34	0

* FIELD GOALS					
	1-19	20-29	30-39	40-49	50+
R. Patterson	0/0	5/5	2/3	5/6	1/1
TEAM	0/0	5/5	2/3	5/6	1/1
OPPONENTS	0/0	3/3	5/5	1/1	2/2



# CHIEFS STATS

## KANSAS CITY CHIEFS / REGULAR SEASON WEEK 9 / THROUGH SUNDAY, NOVEMBER 6, 2022

WON 6, LOST 2				
09/11	W	44-21	at Arizona	63,697
09/15	W	27-24	L.A. Chargers	73,461
09/25	L	17-20	at Indianapolis	65,975
10/02	W	41-31	at Tampa Bay	68,348
10/10	W	30-29	Las Vegas	73,523
10/16	L	20-24	Buffalo	73,586
10/23	W	44-23	at San Francisco	71,746
11/06	W	20-17 (OT)	Tennessee	73,475

2022 TEAM STATISTICS			
	KC	OPP.	
<b>FIRST DOWNS</b>	<b>200</b>	<b>163</b>	
Rushing	43	46	
Passing	138	107	
Penalty	19	10	
Third Down-Made/Att	49/98	38/101	
Third Down Efficiency	50.0%	37.6%	
Fourth Down-Made/Att	5/7	10/17	
Fourth Down Efficiency	71.4%	58.8%	
<b>TOTAL NET YARDS</b>	<b>3,322</b>	<b>2,812</b>	
Avg. Per Game	415.3	351.5	
Total Plays	536	513	
Avg. Per Play	6.2	5.5	
<b>NET YARDS RUSHING</b>	<b>828</b>	<b>816</b>	
Avg. Per Game	103.5	102.0	
Total Rushes	186	184	
Avg. Per Rush	4.5	4.4	
<b>NET YARDS PASSING</b>	<b>2,494</b>	<b>1,996</b>	
Avg. Per Game	311.8	249.5	
Sacked/Yards Lost	16/111	22/169	
Gross Yards	2,605	2,165	
Attempts/Completions	334/219	307/203	
Pct. of Completion	65.6%	66.1%	
Had Intercepted	6	3	
<b>PUNTS/AVERAGE</b>	<b>25/51.5</b>	<b>30/46.9</b>	
Net Punting Average	47.3	41.7	
<b>KICKOFF RETURN/AVG.</b>	<b>19/8.2</b>	<b>9/5.1</b>	
<b>KICKOFF RETURN/AVG.</b>	<b>23/20.4</b>	<b>18/22.1</b>	
<b>INTERCEPTION RETURN/AVG.</b>	<b>3/35.3</b>	<b>6/6.8</b>	
<b>PENALTIES/YARDS</b>	<b>47/439</b>	<b>53/413</b>	
<b>FUMBLES/BALL LOST</b>	<b>10/3</b>	<b>10/5</b>	
<b>TOUCHDOWNS</b>	<b>30</b>	<b>22</b>	
Rushing	8	5	
Passing	21	17	
Returns	1	0	
<b>EXTRA POINTS/ATTEMPTS</b>	<b>24/27</b>	<b>19/19</b>	
<b>TWO POINT CONVERSION/ATT.</b>	<b>2/3</b>	<b>1/3</b>	
<b>FIELD GOALS/ATTEMPTS</b>	<b>11/16</b>	<b>12/12</b>	
<b>AVG. TIME OF POSSESSION</b>	<b>31:06</b>	<b>28:54</b>	

* SCORE BY PERIODS									
	Q1	Q2	Q3	Q4	OT	PTS			
<b>TEAM</b>	44	71	69	56	3	243			
<b>OPPONENTS</b>	30	71	30	58	0	189			
SCORING									
	TD	RU	PA	RT	K-PAT	FG	2PT	S	PTS
T. Kelce	7	0	7	0	0/0	0/0	1	0	44
C. Edwards-Helaire	6	3	3	0	0/0	0/0	0	0	36
M. Hardman	6	2	4	0	0/0	0/0	0	0	36
H. Butker	0	0	0	0	12/13	5/8	0	0	27
M. Wright	0	0	0	0	8/8	3/4	0	0	17
M. Ammendola	0	0	0	0	3/4	3/4	0	0	12
J. Fortson	2	0	2	0	0/0	0/0	0	0	12
J. Smith-Schuster	2	0	2	0	0/0	0/0	0	0	12
J. Watson	2	0	2	0	0/0	0/0	0	0	12
P. Mahomes	1	1	0	0	0/0	0/0	1	0	8
N. Gray	1	1	0	0	0/0	0/0	0	0	6
J. McKinnon	1	0	1	0	0/0	0/0	0	0	6
I. Pacheco	1	1	0	0	0/0	0/0	0	0	6
J. Watson	1	0	0	1	0/0	0/0	0	0	6
F. Clark	0	0	0	0	0/0	0/0	0	1	2
J. Reid	0	0	0	0	1/2	0/0	0	0	1
<b>TEAM</b>	30	8	21	1	24/27	11/16	2	1	243
<b>OPPONENTS</b>	22	5	17	0	19/19	12/12	1	0	189

**2-Pt Conv:** T. Kelce 1, P. Mahomes 1, TM 2-3, OPP 1-3  
H. Butker: (5/6) (-) (-) (-) (-) (-) (6/26, 51WL, 44G) (39WR) (23G, 47WR, 28G) M. Ammendola: (-) (19G, 31G) (2/6, 34WL) (-) (-) (-) (-) (-) M. Wright: (-) (-) (-) (-) (-) (-) (4/6, 32G) (41WR, 59G) (-) (-) (-)  
**OPP:** (31G) (43G, 51G) (45G) (53G, 50G, 47G) (39G) (30G, 50G, 49G) (44G)

**SACKS:** C. Jones 5.5, C. Dunlap II 3.5, L. Sneed 3.5, F. Clark 3.0, N. Bolton 2.0, K. Saunders 1.5, D. Harris 1.0, T. Wharton 1.0, W. Gay 0.5, G. Karlaftis 0.5, TM 22.0, OPP 16.0 **FUM/LOST:** S. Moore 2/2, J. Smith-Schuster 2/1, I. Pacheco 2/0, P. Mahomes 2/0, M. Hardman 1/0, C. Henne 1/0, TM 10/3, OPP 10/5

* PASSING											
	ATT	CMP	YDS	CMP%	YDS/ATT	TD	TD%	INT	INT%	LONG	RATING
P. Mahomes	331	219	2,605	66.2	7.9	21	6.3	6	1.8	57	103.6
C. Henne	2	0	0	0.0	0.0	0	0.0	0	0.0	0	39.6
T. Townsend	1	0	0	0.0	0.0	0	0.0	0	0.0	0	39.6
<b>TEAM</b>	334	219	2,605	65.6	7.8	21	6.3	6	1.8	57	102.7
<b>OPPONENTS</b>	307	203	2,165	66.1	7.1	17	5.5	3	1.0	58t	101.0

* RUSHING					
	NO.	YDS	AVG	LONG	TD
C. Edwards-Helaire	69	293	4.2	52	3
I. Pacheco	44	197	4.5	22	1
P. Mahomes	27	176	6.5	20	1
J. McKinnon	32	123	3.8	30	0
M. Hardman	4	31	7.8	25t	2
M. Burton	3	8	2.7	6	0
T. Kelce	2	5	2.5	4	0
N. Gray	1	1	1.0	1t	1
M. Valdes-Scantling	1	-3	-3.0	-3	0
C. Henne	3	-3	-1.0	-1	0
<b>TEAM</b>	186	828	4.5	52	8
<b>OPPONENTS</b>	184	816	4.4	56	5

* RECEIVING						
	TAR	NO.	YDS	AVG	LONG	TD
T. Kelce	77	57	659	11.0	35	7
J. Smith-Schuster	60	44	582	13.0	53	2
M. Valdes-Scantling	39	23	381	16.0	57	0
M. Hardman	34	25	297	11.0	36	4
J. McKinnon	25	19	156	8.0	34	1
C. Edwards-Helaire	21	17	151	8.0	25	3
N. Gray	17	12	123	10.0	27	0
J. Watson	14	6	101	16.0	41t	2
S. Moore	13	6	100	16.0	30	0
J. Fortson	5	3	19	6.0	10t	2
I. Pacheco	3	3	13	4.0	12	0
M. Burton	3	2	11	5.0	9	0
K. Toney	2	2	12	6.0	10	0
<b>TEAM</b>	313	219	2,605	11.9	57	21
<b>OPPONENTS</b>	294	203	2,165	10.7	58t	17

* INTERCEPTIONS					
	NO.	YDS	AVG	LONG	TD
J. Watson	1	99	99.0	99t	1
J. Williams	1	7	7.0	7	0
J. Thornhill	1	0	0.0	0	0
<b>TEAM</b>	3	106	35.3	99t	1
<b>OPPONENTS</b>	7	44	6.3	33	0

* FUMBLES					
	FUM	LST	FF	REC	TD
S. Moore	2	2	0	0	0
J. Smith-Schuster	2	1	0	0	0
M. Hardman	1	0	0	1	0
I. Pacheco	2	0	0	2	0
P. Mahomes	2	0	0	1	0
C. Henne	1	0	0	1	0
C. Edwards-Helaire	0	0	0	1	0
<b>TEAM</b>	10	3	0	6	0
<b>OPPONENTS</b>	10	5	0	1	0

* PUNTING								
	NO.	YDS	AVG	NET	TB	IN	LG	B
T. Townsend	25	1,288	51.5	47.3	3	10	74	0
<b>TEAM</b>	25	1,288	51.5	47.3	3	10	74	0
<b>OPPONENTS</b>	30	1,408	46.9	41.7	0	9	63	0

* PUNT RETURNS						
	RET	FC	YDS	AVG	LONG	TD
S. Moore	12	4	84	7.0	15	0
M. Hardman	6	2	55	9.2	22	0
J. Watson	1	0	17	17.0	17	0
<b>TEAM</b>	19	6	156	8.2	22	0
<b>OPPONENTS</b>	9	9	46	5.1	12	0

* KICKOFF RETURNS					
	NO.	YDS	AVG	LONG	TD
I. Pacheco	19	415	21.8	48	0
S. Moore	2	42	21.0	23	0
M. Burton	1	9	9.0	9	0
M. Hardman	1	4	4.0	4	0
<b>TEAM</b>	23	470	20.4	48	0
<b>OPPONENTS</b>	18	397	22.1	44	0

* FIELD GOALS					
	1-19	20-29	30-39	40-49	50+
H. Butker	0/0	2/2	0/1	1/2	2/3
M. Ammendola	1/1	1/1	1/2	0/0	0/0
M. Wright	0/0	0/0	1/1	1/2	1/1
<b>TEAM</b>	1/1	3/3	2/4	2/4	3/4
<b>OPPONENTS</b>	0/0	0/0	3/3	5/5	4/4



# LAST MATCHUP VS. CHIEFS



2019 WEEK 1



60,157 ■ TIAA Bank Field ■ Sep 8, 2019

Kansas City Chiefs ..... 17    6    7    10    -    40  
 Jacksonville Jaguars ..... 7    6    0    13    -    26

## SCORING DRIVES

TEAM	QTR	TIME	SCORING PLAY	KC	JAX
Chiefs	1	13:24	S.Watkins 68 yd. pass from P.Mahomes (H.Butker kick) (3-75, 1:36)	7	0
Chiefs	1	08:57	H.Butker 28 yd. Field Goal (6-70, 2:47)	10	0
Jaguars	1	05:23	D.Chark 35 yd. pass from N.Foles (J.Lambo kick) (7-75, 3:34)	10	7
Chiefs	1	02:36	S.Watkins 49 yd. pass from P.Mahomes (H.Butker kick) (5-80, 2:47)	17	7
Jaguars	2	11:36	J.Lambo 37 yd. Field Goal (9-56, 6:00)	17	10
Chiefs	2	07:56	H.Butker 25 yd. Field Goal (7-68, 3:40)	20	10
Jaguars	2	04:22	J.Lambo 23 yd. Field Goal (5-70, 3:34)	20	13
Chiefs	2	00:24	H.Butker 46 yd. Field Goal (10-47, 3:58)	23	13
Chiefs	3	02:25	Dam.Williams 1 yd. run (H.Butker kick) (12-60, 6:25)	30	13
Chiefs	4	10:56	S.Watkins 3 yd. pass from P.Mahomes (H.Butker kick) (8-67, 4:19)	37	13
Jaguars	4	07:32	D.Westbrook 15 yd. pass from G.Minshew (pass failed) (7-79, 3:24)	37	19
Chiefs	4	03:33	H.Butker 35 yd. Field Goal (4-5, 1:41)	40	19
Jaguars	4	01:55	C.Conley 21 yd. pass from G.Minshew (J.Lambo kick) (6-75, 1:38)	40	26

## JACKSONVILLE JAGUARS

PASSING	ATT	CP	YDS	SK/YD	TD	LG	INT	RTG
Gardner Minshew II	25	22	275	1/3	2	69	1	122.5
Nick Foles	8	5	75	0/0	1	35t	0	132.8
<b>TOTAL</b>	<b>33</b>	<b>27</b>	<b>350</b>	<b>1/3</b>	<b>3</b>	<b>69</b>	<b>1</b>	<b>128.5</b>

RUSHING	ATT	YDS	AVG	LG	TD
Leonard Fournette	13	66	5.1	14	0
Ryquell Armstead	1	7	7.0	7	0
Gardner Minshew II	1	6	6.0	6	0
Dede Westbrook	1	2	2.0	2	0
<b>TOTAL</b>	<b>16</b>	<b>81</b>	<b>5.1</b>	<b>14</b>	<b>0</b>

RECEIVING	NO	YDS	AVG	LG	TD
Chris Conley	6	97	16.2	21t	1
Dede Westbrook	5	30	6.0	15t	1
DJ Chark Jr.	4	146	36.5	69	1
James O'Shaughnessy	4	32	8.0	9	0
Leonard Fournette	4	28	7.0	12	0
Geoff Swaim	4	17	4.3	5	0
<b>TOTAL</b>	<b>27</b>	<b>350</b>	<b>13.0</b>	<b>69</b>	<b>3</b>

TOP DEFENSE	TOT	SOLO	AST	SCK	YDS	INT
Ronnie Harrison	5	5	0	0.0	0.0	0
Jalen Ramsey	5	5	0	0.0	0.0	0
Jarrold Wilson	5	5	0	0.0	0.0	0

FIELD GOALS	FGM/FGA	PERCENT	RESULTS
Josh Lambo	2-2	100.0	(37, 23)
<b>TOTAL</b>	<b>2-2</b>	<b>100.0</b>	

## KANSAS CITY CHIEFS

PASSING	ATT	CP	YDS	SK/YD	TD	LG	INT	RTG
Patrick Mahomes	33	25	378	0/0	3	68t	0	143.2
Matt Moore	1	0	0	0/0	0	0	0	39.6
<b>TOTAL</b>	<b>34</b>	<b>25</b>	<b>378</b>	<b>0/0</b>	<b>3</b>	<b>68T</b>	<b>0</b>	<b>139.1</b>

RUSHING	ATT	YDS	AVG	LG	TD
LeSean McCoy	10	81	8.1	31	0
Damien Williams	13	26	2.0	6	1
Tyreek Hill	1	5	5.0	5	0
Patrick Mahomes	1	2	2.0	2	0
Matt Moore	1	-1	-1.0	-1	0
<b>TOTAL</b>	<b>26</b>	<b>113</b>	<b>4.3</b>	<b>31</b>	<b>1</b>

RECEIVING	NO	YDS	AVG	LG	TD
Sammy Watkins	9	198	22.0	68t	3
Damien Williams	6	39	6.5	18	0
Travis Kelce	3	88	29.3	42	0
Tyreek Hill	2	16	8.0	8	0
Anthony Sherman	1	15	15.0	15	0
LeSean McCoy	1	12	12.0	12	0
Blake Bell	1	7	7.0	7	0
Darwin Thompson	1	3	3.0	3	0
Demarcus Robinson	1	0	0.0	0	0
<b>TOTAL</b>	<b>25</b>	<b>378</b>	<b>15.1</b>	<b>68T</b>	<b>3</b>

TOP DEFENSE	TOT	SOLO	AST	SCK	YDS	INT
Juan Thornhill	8	5	3	0.0	0.0	0
Anthony Hitchens	7	5	2	0.0	0.0	0
Charvarius Ward	7	5	2	0.0	0.0	0

FIELD GOALS	FGM/FGA	PERCENT	RESULTS
Harrison Butker	4-4	100.0	(28, 25, 46, 35)
<b>TOTAL</b>	<b>4-4</b>	<b>100.0</b>	

## Team Statistics

	Chiefs	Jaguars
First Downs	24	18
3rd-Down Eff. (Made/Att/Pct)	5/10/50%	5/10/50%
4th-Down Eff. (Made/Att/Pct)	0/0/0%	0/0/0%
Total Net Yards	491	428
Total Plays	60	50
Yards Per Play	8.2	8.6
Rushes/Net Yards	26/113	16/81
Net Passing	378	347
Pass Attempts/Completions	34/25	33/27
Had Intercepted	0	1
Sacked/Yards Lost	0/0	1/3
Punts/Average	1/51.0	2/48.0
Penalties/Yards	5/55	10/71
Fumbles/Lost	0/0	1/1
Possession Time	31:15	28:45



# ALPHABETICAL ROSTER

NO.	NAME	POS	HT	WT	DOB	EXP	COLLEGE	HOMETOWN	HOW ACQ
39	Agnew, Jamal	WR	5-10	190	4/3/1995	6	San Diego	San Diego, Calif.	UFA (DET)-21
41	Allen, Josh	OLB	6-5	255	7/13/1997	4	Kentucky	Montclair, N.J.	D1-'19
85	Arnold, Dan	TE	6-6	240	3/15/1995	5	Wisconsin-Platteville	Janesville, Wisc.	T (CAR)-21
3	Beathard, C.J.	QB	6-2	215	11/16/1993	6	Iowa	Franklin, Tenn.	UFA (S.F.)-21
30	Brown, Montaric	CB	6-0	190	8/24/1999	R	Arkansas	Ashdown, Ark.	D7-'22
29	Campbell, Tevaughn	CB	6-0	200	6/14/1993	4	Regina	Toronto, Canada	FA-'22
32	Campbell, Tyson	CB	6-1	195	3/17/2000	2	Georgia	Miramar, Fla.	D2-'21
5	Cisco, Andre	S	6-0	210	3/23/2000	2	Syracuse	Queens, N.Y.	D3-'21
6	Claybrooks, Chris	CB	5-9	180	7/17/1997	3	Memphis	Nashville, Tenn.	D7-'20
24	Conner, Snoop	RB	5-10	222	8/1/2000	R	Mississippi	Hattiesburg, Miss.	D5-'22
9	Cooke, Logan	P	6-5	230	7/28/1995	5	Mississippi State	Darbus, Miss.	D7b-'18
47	Dixon, De'Shaan	OLB	6-4	247	12/16/1998	R	Norfolk State	Chesapeake, Va.	FA-'22
17	Engram, Evan	TE	6-3	240	9/2/1994	6	Ole Miss	Powder Springs, Ga.	UFA (NYG)-22
1	Etienne Jr., Travis	RB	5-10	215	1/26/1999	2	Clemson	Jennings, La.	D1-'21
89	Farrell, Luke	TE	6-5	250	10/14/1997	2	Ohio State	Perry, Ohio	D5-'21
94	Fatukasi, Folorunso	DL	6-4	318	3/4/1995	5	Connecticut	Far Rockaway, N.Y.	UFA (NYJ)-22
79	Fortner, Luke	OL	6-4	307	5/15/1998	R	Kentucky	Sylvania, Ohio	D3-'22
27	Gillespie, Tyree	S	6-0	210	9/5/1997	2	Missouri	Ocala, Fla.	W (TEN)-22
96	Gotsis, Adam	DL	6-4	290	9/23/1992	6	Georgia Tech	Melbourne, Australia	FA-'21
52	Hamilton, DaVon	DT	6-4	335	2/1/1997	3	Ohio State	Pickerington, Ohio	D3-'20
73	Hance, Blake	OL	6-5	310	1/11/1996	3	Northwestern	Jacksonville, Ill.	W (S.F.)-22
22	Hasty, Ja'Mycal	RB	5-8	205	9/12/1996	3	Baylor	Longview, Texas	W (S.F.)-22
37	Herndon, Tre	CB	5-11	190	3/5/1996	5	Vanderbilt	Chattanooga, Tenn.	FA-'18
2	Jenkins, Rayshawn	S	6-1	200	1/25/1994	6	Miami (Fla.)	St. Petersburg, Fla.	UFA (LAC)-21
57	Johnson, Caleb	LB	6-2	220	7/28/1998	2	Houston Baptist	Point Loma, Calif.	W (CHI)-22
11	Jones Jr., Marvin	WR	6-2	199	3/12/1990	11	California	Long Beach, Calif.	UFA (DET)-21
15	Jones, Tim	WR	6-1	200	5/15/1998	1	Southern Mississippi	Biloxi, Miss.	FA-'21
7	Jones, Zay	WR	6-2	200	3/30/1995	6	East Carolina	Austin, Texas	UFA (L.V.)-22
49	Key, Arden	OLB	6-5	240	5/3/1996	5	LSU	College Park, Ga.	UFA (S.F.)-22
13	Kirk, Christian	WR	5-11	200	11/16/1996	5	Texas A&M	Scottsdale, Ariz.	UFA (ARZ)-22
16	Lawrence, Trevor	QB	6-6	220	10/6/1999	2	Clemson	Cartersville, Ga.	D1-'21
72	Little, Walker	OL	6-7	325	4/1/1999	2	Stanford	Houston, Texas	D2-'21
33	Lloyd, Devin	LB	6-3	235	9/30/1998	R	Utah	Chula Vista, Calif.	D1-'22
84	Manhertz, Chris	TE	6-6	260	4/10/1992	7	Canisius	Bronx, N.Y.	UFA (CAR)-21
46	Maticcik, Ross	LS	6-0	240	9/13/1996	3	Baylor	McKinney, Texas	FA-'20
67	Miller, John	OL	6-3	315	8/12/1993	7	Louisville	Miami, Fla.	FA-'22
48	Muma, Chad	LB	6-3	239	8/18/1999	R	Wyoming	Lone Tree, Colo.	D3-'22
23	Oluokun, Foyesade	LB	6-2	230	8/2/1995	5	Yale	St. Louis, Mo.	UFA (ATL)-22
10	Patterson, Riley	K	6-0	190	9/7/1999	2	Memphis	Edwardsville, Ill.	W (DET)-22
98	Peters, Corey	DL	6-3	335	6/8/1988	12	Kentucky	Louisville, KY	FA-'22
14	Pryor, Kendric	WR	5-11	189	1/6/1998	R	Wisconsin	Hazel Crest, Ill.	W (CIN)-22
50	Quarterman, Shaquille	LB	6-0	240	10/28/1997	3	Miami (Fla.)	Orange Park, Fla.	D4-'20
95	Robertson-Harris, Roy	DL	6-5	290	7/23/1993	7	Texas-El Paso	Oakland, Calif.	UFA (CHI)-21
74	Robinson, Cam	OL	6-6	335	10/9/1995	6	Alabama	West Monroe, La.	D2-'17
68	Scherff, Brandon	OL	6-5	315	12/26/1991	8	Iowa	Denison, Iowa	UFA (WAS)-22
69	Shatley, Tyler	OL	6-3	305	5/5/1991	9	Clemson	Icard, N.C.	FA-'14
91	Smoot, Dawuane	DL	6-3	275	3/2/1995	6	Illinois	Groveport, Ohio	D3-'17
75	Taylor, Jawaan	OL	6-5	330	11/25/1997	4	Florida	Cocoa, Fla.	D2-'19
20	Thomas, Daniel	S	5-10	215	7/1/1998	3	Auburn	Montgomery, Ala.	D5a-'20
70	Van Lanen, Cole	OL	6-5	312	4/23/1998	2	Wisconsin	Green Bay, Wis.	T (G.B.)-22
44	Walker, Travon	OLB	6-5	272	12/18/2000	R	Georgia	Thomaston, Ga.	D1-'22
31	Williams, Darius	CB	5-9	187	3/15/1993	5	Alabama-Birmingham	Jacksonville, Fla.	UFA (LAR)-22
42	Wingard, Andrew	S	6-0	200	12/5/1996	4	Wyoming	Arvada, Colo.	FA-'19
<b>Practice Squad (17)</b>									
80	Austin Jr., Kevin	WR	6-2	200	3/30/2000	R	Notre Dame	Fort Lauderdale, Fla.	FA-'22
56	Berry, Rashod	OLB	6-4	255	10/14/1996	3	Ohio State	Lorain, Ohio	W (DET)-22
64	Cronk, Coy	OL	6-4	318	1/18/1998	1	Iowa	Lafayette, Ind.	FA-'21
34	Junior, Gregory	CB	6-0	190	6/21/1999	R	Ouachita Baptist	Crossett, Ark.	D6-'22
99	Ledbetter, Jeremiah	DL	6-3	299	5/29/1994	3	Arkansas	Gainesville, Ga.	FA-'21
12	McCourt, James	K	6-1	216	11/9/1997	R	Illinois	Parkland, Fla.	W (LAC)-22
83	Moore, Jaylon	WR	5-11	198	7/1/1997	1	Tennessee-Martin	Memphis, TN	FA-'22
61	Murray, Jimmy	OL	6-5	318	5/5/1995	3	Holy Cross	Evanston, IL	FA-'22
35	Oyelola, Ayo	S	5-11	213	10/19/1998	R	University of Nottingham	Essex, England	FA-'22
4	Perry, E.J.	QB	6-2	210	1/1/1998	R	Brown	Andover, Mass.	FA-'22
86	Prince, Gerrit	TE	6-5	241	8/25/1997	R	Alabama Birmingham	Shawnee, Kan.	FA-'22
36	Sargent, Mekhi	RB	5-8	208	10/8/1997	2	Iowa	Key West, Fla.	W (LAR)-21
54	Summers, Ty	LB	6-1	241	12/31/1995	4	TCU	San Antonio, Texas	W (G.B.)-22
21	Thompson, Deionte	S	6-1	195	2/11/1997	4	Alabama	Orange, TX	FA-'22
97	Thurman, Nick	DT	6-4	295	6/12/1995	3	Houston	Dallas, Texas	FA-'22
60	Williams, Darryl	OL	6-3	304	6/10/1997	2	Mississippi State	Bessemer, Ala.	FA-'22
81	Williams, Seth	WR	6-3	211	4/10/2000	2	Auburn	Cottondale, Ala.	FA-'22
<b>Injured Reserve (5)</b>									
78	Bartch, Ben	OL	6-6	315	7/22/1998	3	St. John's (Minn.)	Dayton, Ore.	D4-'20
45	Chaisson, K'Lavon	OLB	6-3	245	7/25/1999	3	LSU	Houston, Texas	D1-'20
26	Griffin, Shaquill	CB	6-0	200	7/20/1995	6	Central Florida	St. Petersburg, Fla.	UFA (SEA)-21
81	Johnson, Willie	WR	6-0	178	12/23/1996	R	Marshall	Fort Myers, Fla.	FA-'22
92	Smith, Jordan	OLB	6-7	250	4/10/1998	2	Alabama-Birmingham	Lithonia, Ga.	D4-'21





# NUMERICAL ROSTER

NO.	NAME	POS	HT	WT	DOB	AGE	EXP	COLLEGE	HOMETOWN	HOW ACQ
1	Etienne Jr., Travis	RB	5-10	215	1/26/99	23	2	Clemson	Jennings, La.	D1-'21
2	Jenkins, Rayshawn	S	6-1	200	1/25/94	28	6	Miami (Fla.)	St. Petersburg, Fla.	UFA (LAC)-'21
3	Beathard, C.J.	QB	6-2	215	11/16/93	28	6	Iowa	Franklin, Tenn.	UFA (S.F.)-21
5	Cisco, Andre	S	6-0	210	3/23/00	22	2	Syracuse	Queens, N.Y.	D3-'21
6	Claybrooks, Chris	CB	5-9	180	7/17/97	25	3	Memphis	Nashville, Tenn.	D7-'20
7	Jones, Zay	WR	6-2	200	3/30/95	27	6	East Carolina	Austin, Texas	UFA (L.V.)-22
9	Cooke, Logan	P	6-5	230	7/28/95	27	5	Mississippi State	Darburn, Miss.	D7b-'18
10	Patterson, Riley	K	6-0	190	9/7/99	23	2	Memphis	Edwardsville, Ill.	W (DET)-22
11	Jones Jr., Marvin	WR	6-2	199	3/12/90	32	11	California	Long Beach, Calif.	UFA (DET)-21
13	Kirk, Christian	WR	5-11	200	11/16/96	25	5	Texas A&M	Scottsdale, Ariz.	UFA (ARZ)-22
14	Pryor, Kendrick	WR	5-11	189	1/6/98	24	R	Wisconsin	Hazel Crest, Ill.	W (CIN)-22
15	Jones, Tim	WR	6-1	200	5/15/98	24	1	Southern Mississippi	Biloxi, Miss.	FA-'21
16	Lawrence, Trevor	QB	6-6	220	10/6/99	23	2	Clemson	Cartersville, Ga.	D1-'21
17	Ingram, Evan	TE	6-3	240	9/2/94	28	6	Ole Miss	Powder Springs, Ga.	UFA (NYG)-22
20	Thomas, Daniel	S	5-10	215	7/1/98	24	3	Auburn	Montgomery, Ala.	D5a-'20
22	Hasty, JaMycal	RB	5-8	205	9/12/96	26	3	Baylor	Longview, Texas	W (S.F.)-22
23	Oluokun, Foyesade	LB	6-2	230	8/2/95	27	5	Yale	St. Louis, Mo.	UFA (ATL)-22
24	Conner, Snoop	RB	5-10	222	8/1/00	22	R	Mississippi	Hattiesburg, Miss.	D5-'22
27	Gillespie, Tyree	S	6-0	210	9/5/97	25	2	Missouri	Ocala, Fla.	W (TEN)-22
29	Campbell, Tevaughn	CB	6-0	200	6/14/93	29	4	Regina	Toronto, Canada	FA-'22
30	Brown, Montaric	CB	6-0	190	8/24/99	23	R	Arkansas	Ashdown, Ark.	D7-'22
31	Williams, Darius	CB	5-9	187	3/15/93	29	5	Alabama-Birmingham	Jacksonville, Fla.	UFA (LAR)-22
32	Campbell, Tyson	CB	6-1	195	3/17/00	22	2	Georgia	Miramar, Fla.	D2-'21
33	Lloyd, Devin	LB	6-3	235	9/30/98	24	R	Utah	Chula Vista, Calif.	D1-'22
37	Herndon, Tre	CB	5-11	190	3/5/96	26	5	Vanderbilt	Chattanooga, Tenn.	FA-'18
39	Agnew, Jamal	WR	5-10	190	4/3/95	27	6	San Diego	San Diego, Calif.	UFA (DET)-21
41	Allen, Josh	OLB	6-5	255	7/13/97	25	4	Kentucky	Montclair, N.J.	D1-'19
42	Wingard, Andrew	S	6-0	200	12/5/96	25	4	Wyoming	Arvada, Colo.	FA-'19
44	Walker, Travon	OLB	6-5	272	12/18/00	21	R	Georgia	Thomaston, Ga.	D1-'22
46	Maticsk, Ross	LS	6-0	240	9/13/96	26	3	Baylor	McKinney, Texas	FA-'20
47	Dixon, De'Shaan	OLB	6-4	247	12/16/98	23	R	Norfolk State	Chesapeake, Va.	FA-'22
48	Muma, Chad	LB	6-3	239	8/18/99	23	R	Wyoming	Lone Tree, Colo.	D3-'22
49	Key, Arden	OLB	6-5	240	5/3/96	26	5	LSU	College Park, Ga.	UFA (S.F.)-22
50	Quarterman, Shaquille	LB	6-0	240	10/28/97	25	3	Miami (Fla.)	Orange Park, Fla.	D4-'20
52	Hamilton, DaVon	DT	6-4	335	2/1/97	25	3	Ohio State	Pickerington, Ohio	D3-'20
57	Johnson, Caleb	LB	6-2	220	7/28/98	24	2	Houston Baptist	Point Loma, Calif.	W (CHI)-22
67	Miller, John	OL	6-3	315	8/12/93	29	7	Louisville	Miami, Fla.	FA-'22
68	Scherff, Brandon	OL	6-5	315	12/26/91	30	8	Iowa	Denison, Iowa	UFA (WAS)-22
69	Shattley, Tyler	OL	6-3	305	5/5/91	31	9	Clemson	Icard, N.C.	FA-'14
70	Van Lanen, Cole	OL	6-5	312	4/23/98	24	2	Wisconsin	Green Bay, Wis.	T (G.B.)-22
72	Little, Walker	OL	6-7	325	4/1/99	23	2	Stanford	Houston, Texas	D2-'21
73	Hance, Blake	OL	6-5	310	1/11/96	26	3	Northwestern	Jacksonville, Ill.	W (S.F.)-22
74	Robinson, Cam	OL	6-6	335	10/9/95	27	6	Alabama	West Monroe, La.	D2-'17
75	Taylor, Jawaan	OL	6-5	330	11/25/97	24	4	Florida	Cocoa, Fla.	D2-'19
79	Fortner, Luke	OL	6-4	307	5/15/98	24	R	Kentucky	Sylvania, Ohio	D3-'22
84	Manhertz, Chris	TE	6-6	260	4/10/92	30	7	Canisius	Bronx, N.Y.	UFA (CAR)-21
85	Arnold, Dan	TE	6-6	240	3/15/95	27	5	Wisconsin-Platteville	Janesville, Wisc.	T (CAR)-21
89	Farrell, Luke	TE	6-5	250	10/14/97	25	2	Ohio State	Perry, Ohio	D5-'21
91	Smoot, Dawuane	DL	6-3	275	3/2/95	27	6	Illinois	Groveport, Ohio	D3-'17
94	Fatukasi, Folorunso	DL	6-4	318	3/4/95	27	5	Connecticut	Far Rockaway, N.Y.	UFA (NYJ)-22
95	Robertson-Harris, Roy	DL	6-5	290	7/23/93	29	7	Texas-El Paso	Oakland, Calif.	UFA (CHI)-21
96	Gotsis, Adam	DL	6-4	290	9/23/92	30	6	Georgia Tech	Melbourne, Australia	FA-'21
98	Peters, Corey	DL	6-3	335	6/8/88	34	12	Kentucky	Louisville, KY	FA-'22
<b>Practice Squad (17)</b>										
4	Perry, E.J.	QB	6-2	210	1/1/98	24	R	Brown	Andover, Mass.	FA-'22
12	McCourt, James	K	6-1	216	11/9/97	24	R	Illinois	Parkland, Fla.	W (LAC)-22
21	Thompson, Deionte	S	6-1	195	2/11/97	25	4	Alabama	Orange, TX	FA-'22
34	Junior, Gregory	CB	6-0	190	6/21/99	23	R	Ouachita Baptist	Crossett, Ark.	D6-'22
35	Oyelola, Ayo	S	5-11	213	10/19/98	24	R	University of Nottingham	Essex, England	FA-'22
36	Sargent, Mekhi	RB	5-8	208	10/8/97	25	2	Iowa	Key West, Fla.	W (LAR)-21
54	Summers, Ty	LB	6-1	241	12/31/95	26	4	TCU	San Antonio, Texas	W (G.B.)-22
56	Berry, Rashod	OLB	6-4	255	10/14/96	26	3	Ohio State	Lorain, Ohio	W (DET)-22
60	Williams, Darryl	OL	6-3	304	6/10/97	25	2	Mississippi State	Bessemer, Ala.	FA-'22
61	Murray, Jimmy	OL	6-5	318	5/5/95	27	3	Holy Cross	Evanston, IL	FA-'22
64	Cronk, Coy	OL	6-4	318	1/18/98	24	1	Iowa	Lafayette, Ind.	FA-'21
80	Austin Jr., Kevin	WR	6-2	200	3/30/00	22	R	Notre Dame	Fort Lauderdale, Fla.	FA-'22
81	Williams, Seth	WR	6-3	211	4/10/00	22	2	Auburn	Cottdonale, Ala.	FA-'22
83	Moore, Jaylon	WR	5-11	198	7/1/97	25	1	Tennessee-Martin	Memphis, TN	FA-'22
86	Prince, Gerrit	TE	6-5	241	8/25/97	25	R	Alabama Birmingham	Shawnee, Kan.	FA-'22
97	Thurman, Nick	DT	6-4	295	6/12/95	27	3	Houston	Dallas, Texas	FA-'22
99	Ledbetter, Jeremiah	DL	6-3	299	5/29/94	28	3	Arkansas	Gainesville, Ga.	FA-'21
<b>Injured Reserve (5)</b>										
26	Griffin, Shaquill	CB	6-0	200	7/20/95	27	6	Central Florida	St. Petersburg, Fla.	UFA (SEA)-21
45	Chaisson, K'Lavon	OLB	6-3	245	7/25/99	23	3	LSU	Houston, Texas	D1-'20
78	Bartch, Ben	OL	6-6	315	7/22/98	24	3	St. John's (Minn.)	Dayton, Ore.	D4-'20
81	Johnson, Willie	WR	6-0	178	12/23/96	25	R	Marshall	Fort Myers, Fla.	FA-'22
92	Smith, Jordan	OLB	6-7	250	4/10/98	24	2	Alabama-Birmingham	Lithonia, Ga.	D4-'21



# DEPTH CHART

(As of November 8, 2022)

## OFFENSE

<b>WR</b>	11 Marvin Jones Jr.	14 <u>Kendric Pryor</u>	
<b>LT</b>	74 Cam Robinson		
<b>LG</b>	69 Tyler Shatley	67 John Miller	73 Blake Hance
<b>C</b>	79 <u>Luke Fortner</u>		
<b>RG</b>	68 Brandon Scherff	70 Cole Van Lanen	73 Blake Hance
<b>RT</b>	75 Jawaan Taylor	72 Walker Little	
<b>TE</b>	84 Chris Manhertz	89 Luke Farrell	
<b>TE</b>	17 Evan Engram	85 Dan Arnold	
<b>QB</b>	16 Trevor Lawrence	3 C.J. Beathard	
<b>RB</b>	1 Travis Etienne Jr.	22 JaMycal Hasty	24 <u>Snoop Conner</u>
<b>WR</b>	13 Christian Kirk	39 Jamal Agnew	
<b>WR</b>	7 Zay Jones	15 Tim Jones	

## DEFENSE

<b>NT</b>	52 DaVon Hamilton		
<b>DE</b>	95 Roy Robertson-Harris	91 Dawuane Smoot	-or- 49 Arden Key
<b>DE</b>	94 Folorunso Fatukasi	96 Adam Gotsis	98 Corey Peters
<b>WILL</b>	41 Josh Allen	47 <u>De'Shaan Dixon</u>	
<b>SAM</b>	44 <u>Travon Walker</u>		
<b>LB</b>	23 Foyesade Oluokun	48 <u>Chad Muma</u>	
<b>LB</b>	33 <u>Devin Lloyd</u>	50 Shaquille Quarterman	57 Caleb Johnson
<b>CB</b>	31 Darius Williams	29 Tevaughn Campbell	
<b>CB</b>	32 Tyson Campbell	30 <u>Montaric Brown</u>	
<b>CB</b>	37 Tre Herndon	6 Chris Claybrooks	
<b>FS</b>	5 Andre Cisco	20 Daniel Thomas	
<b>SS</b>	2 Rayshawn Jenkins	42 Andrew Wingard	27 Tyree Gillespie

## SPECIALISTS

<b>K</b>	10 Riley Patterson		
<b>H</b>	9 Logan Cooke		
<b>LS</b>	46 Ross Maticcik		
<b>P</b>	9 Logan Cooke		
<b>PR</b>	39 Jamal Agnew	13 Christian Kirk	
<b>KR</b>	39 Jamal Agnew	22 JaMycal Hasty	6 Chris Claybrooks

## PRONUNCIATION GUIDE

C.J. Beathard .....	BETH-urd	Tre Herndon .....	Tray
Tevaughn Campbell .....	tuh-VAUGHN	Ross Maticcik .....	MATTA-sick
De'Shaan Dixon .....	DEE-shawn	Chad Muma .....	MOO-ma
Travis Etienne Jr. ....	ETN	Foyesade Oluokun .....	Foy-eh-sa-day oh-LOU-a-kuhn
Luke Farrell .....	FAIR-ull	Brandon Scherff .....	SCHER-eff
Folorunso Fatukasi .....	fow-low-RUNE-so faa-too-KAH-see	Dawuane Smoot .....	duh-WAHN
Adam Gotsis .....	GOT-sis	Travon Walker .....	TRAY-von
DaVon Hamilton .....	DUH-von	Andrew Wingard .....	WING-urd
JaMycal Hasty .....	juh-MY-kuhl		



# POSITIONAL ROSTER

NO.	NAME	POS.	HT.	WT.	AGE	EXP.	COLLEGE	HOMETOWN	HOW ACQ.
<b>QUARTERBACKS (2)</b>									
3	Beathard, C.J.	QB	6-2	215	28	6	Iowa	Franklin, Tenn.	UFA (S.F.)-'21
16	Lawrence, Trevor	QB	6-6	220	23	2	Clemson	Cartersville, Ga.	D1-'21
<b>RUNNING BACKS (3)</b>									
1	Etienne Jr., Travis	RB	5-10	215	23	2	Clemson	Jennings, La.	D1-'21
22	Hasty, JaMycal	RB	5-8	205	26	3	Baylor	Longview, Texas	W (S.F.)-'22
24	Conner, Snoop	RB	5-10	222	22	R	Mississippi	Hattiesburg, Miss.	D5-'22
<b>WIDE RECEIVERS (6)</b>									
7	Jones, Zay	WR	6-2	200	27	6	East Carolina	Austin, Texas	UFA (L.V.)-'22
11	Jones Jr., Marvin	WR	6-2	199	32	11	California	Long Beach, Calif.	UFA (DET.)-'21
13	Kirk, Christian	WR	5-11	200	25	5	Texas A&M	Scottsdale, Ariz.	UFA (ARZ.)-'22
14	Pryor, Kendric	WR	5-11	189	24	R	Wisconsin	Hazel Crest, Ill.	W (CIN.)-'22
15	Jones, Tim	WR	6-1	200	24	1	Southern Mississippi	Biloxi, Miss.	FA-'21
39	Agnew, Jamal	WR	5-10	190	27	6	San Diego	San Diego, Calif.	UFA (DET.)-'21
<b>TIGHT ENDS (4)</b>									
17	Engram, Evan	TE	6-3	240	28	6	Ole Miss	Powder Springs, Ga.	UFA (NYG.)-'22
84	Manhertz, Chris	TE	6-6	260	30	7	Canisius	Bronx, N.Y.	UFA (CAR.)-'21
85	Arnold, Dan	TE	6-6	240	27	5	Wisconsin-Platteville	Janesville, Wisc.	T (CAR.)-'21
89	Farrell, Luke	TE	6-5	250	25	2	Ohio State	Perry, Ohio	D5-'21
<b>OFFENSIVE LINE (9)</b>									
67	Miller, John	OL	6-3	315	29	7	Louisville	Miami, Fla.	FA-'22
68	Scherff, Brandon	OL	6-5	315	30	8	Iowa	Denison, Iowa	UFA (WAS.)-'22
69	Shatley, Tyler	OL	6-3	305	31	9	Clemson	Icard, N.C.	FA-'14
70	Van Lanen, Cole	OL	6-5	312	24	2	Wisconsin	Green Bay, Wis.	T (G.B.)-'22
72	Little, Walker	OL	6-7	325	23	2	Stanford	Houston, Texas	D2-'21
73	Hance, Blake	OL	6-5	310	26	3	Northwestern	Jacksonville, Ill.	W (S.F.)-'22
74	Robinson, Cam	OL	6-6	335	27	6	Alabama	West Monroe, La.	D2-'17
75	Taylor, Jawaan	OL	6-5	330	24	4	Florida	Cocoa, Fla.	D2-'19
79	Fortner, Luke	OL	6-4	307	24	R	Kentucky	Sylvania, Ohio	D3-'22
<b>LINEBACKERS (9)</b>									
23	Oluokun, Foyesade	LB	6-2	230	27	5	Yale	St. Louis, Mo.	UFA (ATL.)-'22
33	Lloyd, Devin	LB	6-3	235	24	R	Utah	Chula Vista, Calif.	D1-'22
41	Allen, Josh	OLB	6-5	255	25	4	Kentucky	Montclair, N.J.	D1-'19
44	Walker, Travon	OLB	6-5	272	21	R	Georgia	Thomaston, Ga.	D1-'22
47	Dixon, De'Shaan	OLB	6-4	247	23	R	Norfolk State	Chesapeake, Va.	FA-'22
48	Muma, Chad	LB	6-3	239	23	R	Wyoming	Lone Tree, Colo.	D3-'22
49	Key, Arden	OLB	6-5	240	26	5	LSU	College Park, Ga.	UFA (S.F.)-'22
50	Quarterman, Shaquille	LB	6-0	240	25	3	Miami (Fla.)	Orange Park, Fla.	D4-'20
57	Johnson, Caleb	LB	6-2	220	24	2	Houston Baptist	Point Loma, Calif.	W (CHI.)-'22
<b>DEFENSIVE BACKS (11)</b>									
2	Jenkins, Rayshawn	S	6-1	200	28	6	Miami (Fla.)	St. Petersburg, Fla.	UFA (LAC.)-'21
5	Cisco, Andre	S	6-0	210	22	2	Syracuse	Queens, N.Y.	D3-'21
6	Claybrooks, Chris	CB	5-9	180	25	3	Memphis	Nashville, Tenn.	D7-'20
20	Thomas, Daniel	S	5-10	215	24	3	Auburn	Montgomery, Ala.	D5a-'20
27	Gillespie, Tyree	S	6-0	210	25	2	Missouri	Ocala, Fla.	W (TEN.)-'22
29	Campbell, Tevaughn	CB	6-0	200	29	4	Regina	Toronto, Canada	FA-'22
30	Brown, Montaric	CB	6-0	190	23	R	Arkansas	Ashdown, Ark.	D7-'22
31	Williams, Darius	CB	5-9	187	29	5	Alabama-Birmingham	Jacksonville, Fla.	UFA (LAR.)-'22
32	Campbell, Tyson	CB	6-1	195	22	2	Georgia	Miramar, Fla.	D2-'21
37	Hernndon, Tre	CB	5-11	190	26	5	Vanderbilt	Chattanooga, Tenn.	FA-'18
42	Wingard, Andrew	S	6-0	200	25	4	Wyoming	Arvada, Colo.	FA-'19
<b>DEFENSIVE LINE (6)</b>									
52	Hamilton, DaVon	DT	6-4	335	25	3	Ohio State	Pickerington, Ohio	D3-'20
91	Smoot, Dawuane	DL	6-3	275	27	6	Illinois	Groveport, Ohio	D3-'17
94	Fatukasi, Folorunso	DL	6-4	318	27	5	Connecticut	Far Rockaway, N.Y.	UFA (NYJ.)-'22
95	Robertson-Harris, Roy	DL	6-5	290	29	7	Texas-El Paso	Oakland, Calif.	UFA (CHI.)-'21
96	Gotsis, Adam	DL	6-4	290	30	6	Georgia Tech	Melbourne, Australia	FA-'21
98	Peters, Corey	DL	6-3	335	34	12	Kentucky	Louisville, KY	FA-'22
<b>SPECIALISTS (3)</b>									
9	Cooke, Logan	P	6-5	230	27	5	Mississippi State	Darbus, Miss.	D7b-'18
10	Patterson, Riley	K	6-0	190	23	2	Memphis	Edwardsville, Ill.	W (DET.)-'22
46	Maticcik, Ross	LS	6-0	240	26	3	Baylor	McKinney, Texas	FA-'20



# HOW BUILT

YEAR	DRAFTEES (21)	FREE AGENTS (20)	COLLEGE FREE AGENTS (5)	TRADES/WAIVERS (7)	PRACTICE SQUAD (0)	SUP. DRAFT (0)
2014		OL Tyler Shatley (FA-'14)				
2015		DL Corey Peters (FA-'22)				
2017	OL Cam Robinson (2) DL Dawuane Smoot (3)					
2018	P Logan Cooke (7)		CB Tre Herndon (FA-'18)			
2019	OLB Josh Allen (1) OL Jawaan Taylor (2)		S Andrew Wingard (FA-'19)			
2020	DT DaVon Hamilton (3) LB Shaquille Quarterman (4) S Daniel Thomas (5) CB Chris Claybrooks (7)		LS Ross Maticcik (FA-'20)			
2021	RB Travis Etienne Jr. (1) QB Trevor Lawrence (1) CB Tyson Campbell (2) OL Walker Little (2) S Andre Cisco (3) TE Luke Farrell (5)	WR Jamal Agnew (UFA DET -'21) QB C.J. Beathard (UFA S.F. -'21) DL Adam Gotsis (FA-'21) S Rayshawn Jenkins (UFA LAC -'21) WR Marvin Jones Jr. (UFA DET -'21) TE Chris Manhertz (UFA CAR -'21) K Riley Patterson (W DET -'22) DL Roy Robertson-Harris (UFA CHI -'21)	WR Tim Jones (FA-'21)	TE Dan Arnold (T CAR -'21)		
2022	OLB Travon Walker (1) LB Devin Lloyd (1b) OL Luke Fortner (3) LB Chad Muma (3) RB Snoop Conner (5) CB Montaric Brown (7)	CB Tevaughn Campbell (FA-'22) TE Evan Engram (UFA NYG -'22) DL Folorunso Fatukasi (UFA NYJ -'22) WR Zay Jones (UFA L.V. -'22) OLB Arden Key (UFA S.F. -'22) WR Christian Kirk (UFA ARZ -'22) OL John Miller (FA-'22) LB Foyesade Oluokun (UFA ATL -'22) OL Brandon Scherff (UFA WAS -'22) CB Darius Williams (UFA LAR -'22)	OLB De'Shaan Dixon (FA-'22)	S Tyree Gillespie (W TEN -'22) OL Blake Hance (W S.F. -'22) RB Ja'Mycal Hasty (W S.F. -'22) LB Caleb Johnson (W CHI -'22) WR Kendrick Pryor (W CIN -'22) OL Cole Van Lanen (T G.B. -'22)		



# PLAYER PARTICIPATION

2022 REGULAR SEASON JACKSONVILLE JAGUARS PLAYER PARTICIPATION																					
PLAYERS	@ WAS	IND	@ LAC	@ PHI	HOU	@ IND	NYG	DEN	LV	@ KC	BAL	@ DET	@ TEN	DAL	@ NYJ	@ HOU	TEN	GP	GS	DNP	IN
	9/11	9/18	9/25	10/2	10/9	10/16	10/23	10/30	11/6	11/13	11/27	12/4	12/11	12/18	12/22	1/1	1/8				
Jamal Agnew	P	P	P	P	P	P	I	I	P	-	-	-	-	-	-	-	-	7	0	0	0
Josh Allen	WILL	WILL	WILL	WILL	WILL	WILL	WILL	WILL	WILL	-	-	-	-	-	-	-	-	9	9	0	0
Israel Antwine	PS	PS	PS	PS	PS	PS	^	^	^	-	-	-	-	-	-	-	-	0	0	0	0
Dan Arnold	P	P	P	P	P	P	P	P	P	-	-	-	-	-	-	-	-	9	0	0	0
Kevin Austin Jr.	PS	PS	PS	PS	PS	PS	PS	PS	PS	-	-	-	-	-	-	-	-	0	0	0	0
Ben Bartch	LG	LG	LG	LG	LG	IR	IR	IR	IR	-	-	-	-	-	-	-	-	5	5	0	0
C.J. Beathard	X	X	P	X	X	X	X	X	X	-	-	-	-	-	-	-	-	1	0	8	0
Rashod Berry	^	^	^	^	^	PS	PS	PS	PS	-	-	-	-	-	-	-	-	0	0	0	0
Montaric Brown	I	I	P	I	I	I	P	P	P	-	-	-	-	-	-	-	-	4	0	0	0
Tyson Campbell	CB	CB	CB	CB	CB	CB	CB	CB	CB	-	-	-	-	-	-	-	-	9	9	0	0
KLavon Chaisson	P	P	P	I	P	IR	IR	IR	IR	-	-	-	-	-	-	-	-	4	0	0	0
Andre Cisco	FS	FS	FS	FS	FS	FS	FS	FS	FS	-	-	-	-	-	-	-	-	9	9	0	0
Chris Claybrooks	P	P	P	P	P	P	P	P	P	-	-	-	-	-	-	-	-	9	0	0	0
Snoop Conner	I	I	I	I	I	I	I	I	P	-	-	-	-	-	-	-	-	2	0	0	0
Logan Cooke	P	P	P	P	P	P	P	P	P	-	-	-	-	-	-	-	-	9	0	0	0
Coy Cronk	PS	PS	PS	PS	PS	PS	PS	PS	PS	-	-	-	-	-	-	-	-	0	0	0	0
De'Shaan Dixon	I	I	I	P	I	I	P	P	I	-	-	-	-	-	-	-	-	3	0	0	0
Evan Engram	TE	TE	TE	P	TE	TE	TE	TE	P	-	-	-	-	-	-	-	-	9	7	0	0
Travis Etienne Jr.	P	P	P	P	P	RB	RB	RB	RB	-	-	-	-	-	-	-	-	9	4	0	0
Luke Farrell	P	P	P	P	P	P	P	P	P	-	-	-	-	-	-	-	-	9	0	0	0
Folorunso Fatukasi	DE	DE	DE	DE	I	I	P	DE	DE	-	-	-	-	-	-	-	-	7	6	0	0
Nick Ford	PS	^	^	^	^	^	^	^	^	-	-	-	-	-	-	-	-	0	0	0	0
Luke Fortner	C	C	C	C	C	C	C	C	C	-	-	-	-	-	-	-	-	9	9	0	0
Tyree Gillespie	P	P	I	I	I	I	I	I	I	-	-	-	-	-	-	-	-	2	0	0	0
Adam Gotsis	P	P	P	P	DE	P	I	I	P	-	-	-	-	-	-	-	-	7	1	0	0
Shaquill Griffin	CB	CB	I	CB	CB	CB	I	IR	IR	-	-	-	-	-	-	-	-	5	5	0	0
DaVon Hamilton	NT	NT	P	NT	NT	NT	NT	NT	NT	-	-	-	-	-	-	-	-	9	8	0	0
Blake Hance	^	^	^	^	^	^	^	^	P	-	-	-	-	-	-	-	-	1	0	0	0
Ja'Mycal Hasty	P	P	P	P	P	P	P	P	P	-	-	-	-	-	-	-	-	9	0	0	0
Tre Herndon	P	P	CB	P	P	P	P	P	P	-	-	-	-	-	-	-	-	9	1	0	0
Rayshawn Jenkins	SS	SS	SS	SS	SS	SS	SS	SS	SS	-	-	-	-	-	-	-	-	9	9	0	0
Caleb Johnson	P	P	P	P	P	P	P	P	P	-	-	-	-	-	-	-	-	9	0	0	0
Willie Johnson	IR	IR	IR	IR	IR	IR	IR	IR	IR	-	-	-	-	-	-	-	-	0	0	0	0
Marvin Jones Jr.	WR	WR	WR	WR	P	I	P	WR	WR	-	-	-	-	-	-	-	-	8	6	0	0
Tim Jones	P	P	P	WR	P	P	P	P	P	-	-	-	-	-	-	-	-	9	1	0	0
Zay Jones	WR	P	WR	I	WR	WR	WR	WR	WR	-	-	-	-	-	-	-	-	8	7	0	0
Gregory Junior	PS	PS	PS	PS	PS	PS	PS	PS	PS	-	-	-	-	-	-	-	-	0	0	0	0
Arden Key	P	P	P	P	P	P	P	P	P	-	-	-	-	-	-	-	-	9	0	0	0
Christian Kirk	WR	WR	WR	WR	WR	WR	WR	WR	WR	-	-	-	-	-	-	-	-	9	9	0	0
Trevor Lawrence	QB	QB	QB	QB	QB	QB	QB	QB	QB	-	-	-	-	-	-	-	-	9	9	0	0
Jeremiah Ledbetter	^	^	^	^	^	PS	PS	PS	PS	-	-	-	-	-	-	-	-	0	0	0	0
Walker Little	P	P	P	P	P	P	P	P	P	-	-	-	-	-	-	-	-	9	0	0	0
Devin Lloyd	LB	LB	LB	LB	LB	LB	LB	LB	LB	-	-	-	-	-	-	-	-	9	9	0	0
Chris Manhertz	P	TE	P	TE	TE	TE	TE	P	TE	-	-	-	-	-	-	-	-	9	6	0	0
Ross Matiscik	P	P	P	P	P	P	P	P	P	-	-	-	-	-	-	-	-	9	0	0	0
James McCourt	PS	PS	PS	PS	PS	PS	PS	PS	PS	-	-	-	-	-	-	-	-	0	0	0	0
John Miller	^	^	^	^	^	P	P	P	I	-	-	-	-	-	-	-	-	3	0	0	0
Grant Morgan	PS	^	^	^	^	^	^	^	^	-	-	-	-	-	-	-	-	0	0	0	0
Chad Muma	P	P	P	P	P	P	P	P	P	-	-	-	-	-	-	-	-	9	0	0	0
Foyesade Oluokun	LB	LB	LB	LB	LB	LB	LB	LB	LB	-	-	-	-	-	-	-	-	9	9	0	0
Ayo Oyelola	PS	Active	Active	Active	Active	Active	Active	Active	Active	-	-	-	-	-	-	-	-	0	0	0	0
Riley Patterson	P	P	P	P	P	P	P	P	P	-	-	-	-	-	-	-	-	9	0	0	0
E.J. Perry	PS	PS	PS	PS	PS	PS	PS	PS	PS	-	-	-	-	-	-	-	-	0	0	0	0
Corey Peters	PS	PS	PS	PS	P	DE	DE	P	P	-	-	-	-	-	-	-	-	5	2	0	0
Gerrit Prince	PS	PS	PS	PS	PS	PS	PS	PS	PS	-	-	-	-	-	-	-	-	0	0	0	0
Kendric Pryor	I	I	I	I	I	X	X	X	I	-	-	-	-	-	-	-	-	0	0	3	0
Shaquille Quarterman	P	P	P	P	P	P	P	P	P	-	-	-	-	-	-	-	-	9	0	0	0
Roy Robertson-Harris	DE	DE	DE	DE	DE	DE	DE	DE	DE	-	-	-	-	-	-	-	-	9	9	0	0
Cam Robinson	LT	LT	LT	LT	LT	LT	LT	LT	LT	-	-	-	-	-	-	-	-	9	9	0	0
James Robinson	RB	RB	RB	RB	RB	P	P	^	^	-	-	-	-	-	-	-	-	7	5	0	0
Ryan Santoso	^	^	^	^	^	^	Active	^	^	-	-	-	-	-	-	-	-	0	0	0	0
Mekhi Sargent	PS	PS	PS	PS	PS	PS	PS	PS	PS	-	-	-	-	-	-	-	-	0	0	0	0
Brandon Scherff	RG	RG	RG	RG	RG	RG	RG	RG	RG	-	-	-	-	-	-	-	-	9	9	0	0
Tyler Shatley	P	P	P	P	P	LG	LG	LG	LG	-	-	-	-	-	-	-	-	9	4	0	0
Jordan Smith	IR	IR	IR	IR	IR	IR	IR	IR	IR	-	-	-	-	-	-	-	-	0	0	0	0
Dawuane Smoot	P	P	P	P	P	P	P	P	P	-	-	-	-	-	-	-	-	9	0	0	0
Jawaan Taylor	RT	RT	RT	RT	RT	RT	RT	RT	RT	-	-	-	-	-	-	-	-	9	9	0	0
Daniel Thomas	I	I	P	P	P	P	P	P	P	-	-	-	-	-	-	-	-	7	0	0	0
Josh Thompson	PS	PS	PS	PS	PS	PS	PS	^	^	-	-	-	-	-	-	-	-	0	0	0	0
Cole Van Lanen	P	P	P	I	P	P	P	P	P	-	-	-	-	-	-	-	-	8	0	0	0
Travon Walker	SAM	SAM	SAM	SAM	SAM	SAM	SAM	SAM	SAM	-	-	-	-	-	-	-	-	9	9	0	0
Darius Williams	P	P	CB	P	P	P	CB	CB	CB	-	-	-	-	-	-	-	-	9	4	0	0
Darryl Williams	PS	PS	PS	PS	PS	PS	PS	PS	PS	-	-	-	-	-	-	-	-	0	0	0	0
Raequan Williams	IR	^	^	^	^	^	^	^	^	-	-	-	-	-	-	-	-	0	0	0	0
Seth Williams	^	^	^	^	^	^	^	^	PS	-	-	-	-	-	-	-	-	0	0	0	0
Andrew Wingard	P	P	P	P	P	P	P	P	P	-	-	-	-	-	-	-	-	9	0	0	0

**LEGEND:**  
 CAPS=Starter, P=Player was a substitution, X=Did Not Play (Non-injury), NOT=Not on Roster, IR=Injured Reserve, PS=Practice Squad, I=Inactive, ^=With Other Team



# GAME-BY-GAME STARTERS

2022 REGULAR SEASON													
OFFENSE													
DATE	OPPONENT	WR	WR	LT	LG	C	RG	RT	TE	QB	RB	WR	TE
9/11	at Washington	Marvin Jones Jr.	Zay Jones	Cam Robinson	Ben Bartch	<u>Luke Fortner</u>	Brandon Scherff	Jawaan Taylor	Evan Engram	Trevor Lawrence	James Robinson	Christian Kirk	--
9/18	Indianapolis	Marvin Jones Jr.	Christian Kirk	Cam Robinson	Ben Bartch	<u>Luke Fortner</u>	Brandon Scherff	Jawaan Taylor	Evan Engram	Trevor Lawrence	James Robinson	--	Chris Manhertz
9/25	at L.A. Chargers	Marvin Jones Jr.	Christian Kirk	Cam Robinson	Ben Bartch	<u>Luke Fortner</u>	Brandon Scherff	Jawaan Taylor	Evan Engram	Trevor Lawrence	James Robinson	Zay Jones	--
10/2	at Philadelphia	Marvin Jones Jr.	Christian Kirk	Cam Robinson	Ben Bartch	<u>Luke Fortner</u>	Brandon Scherff	Jawaan Taylor	Chris Manhertz	Trevor Lawrence	James Robinson	Tim Jones	--
10/9	Houston	Zay Jones	Christian Kirk	Cam Robinson	Ben Bartch	<u>Luke Fortner</u>	Brandon Scherff	Jawaan Taylor	Evan Engram	Trevor Lawrence	James Robinson	--	Chris Manhertz
10/16	at Indianapolis	Zay Jones	Christian Kirk	Cam Robinson	Tyler Shatley	<u>Luke Fortner</u>	Brandon Scherff	Jawaan Taylor	Evan Engram	Trevor Lawrence	Travis Etienne Jr.	--	Chris Manhertz
10/23	N.Y. Giants	Zay Jones	Christian Kirk	Cam Robinson	Tyler Shatley	<u>Luke Fortner</u>	Brandon Scherff	Jawaan Taylor	Evan Engram	Trevor Lawrence	Travis Etienne Jr.	--	Chris Manhertz
10/30	Denver	Zay Jones	Christian Kirk	Cam Robinson	Tyler Shatley	<u>Luke Fortner</u>	Brandon Scherff	Jawaan Taylor	Evan Engram	Trevor Lawrence	Travis Etienne Jr.	Marvin Jones Jr.	--
11/6	Las Vegas	Zay Jones	Christian Kirk	Cam Robinson	Tyler Shatley	<u>Luke Fortner</u>	Brandon Scherff	Jawaan Taylor	Chris Manhertz	Trevor Lawrence	Travis Etienne Jr.	Marvin Jones Jr.	--
11/13	at Kansas City	--	--	--	--	--	--	--	--	--	--	--	--
11/27	Baltimore	--	--	--	--	--	--	--	--	--	--	--	--
12/4	at Detroit	--	--	--	--	--	--	--	--	--	--	--	--
12/11	at Tennessee	--	--	--	--	--	--	--	--	--	--	--	--
12/18	Dallas	--	--	--	--	--	--	--	--	--	--	--	--
12/22	at N.Y. Jets	--	--	--	--	--	--	--	--	--	--	--	--
1/1	at Houston	--	--	--	--	--	--	--	--	--	--	--	--
1/8	Tennessee	--	--	--	--	--	--	--	--	--	--	--	--

2022 REGULAR SEASON													
DEFENSE													
DATE	OPPONENT	NT	DL	DL	OLB	LB	LB	OLB	CB	CB	FS	SS	NICKEL
9/11	at Washington	DaVon Hamilton	Folorunso Fatukasi	Roy Robertson-Harris	<u>Travon Walker</u>	Foyesade Oluokun	<u>Devin Lloyd</u>	Josh Allen	Tyson Campbell	Shaquill Griffin	Andre Cisco	Rayshawn Jenkins	--
9/18	Indianapolis	DaVon Hamilton	Folorunso Fatukasi	Roy Robertson-Harris	<u>Travon Walker</u>	Foyesade Oluokun	<u>Devin Lloyd</u>	Josh Allen	Tyson Campbell	Shaquill Griffin	Andre Cisco	Rayshawn Jenkins	--
9/25	at L.A. Chargers	--	Folorunso Fatukasi	Roy Robertson-Harris	<u>Travon Walker</u>	Foyesade Oluokun	<u>Devin Lloyd</u>	Josh Allen	Tyson Campbell	Tre Herndon	Andre Cisco	Rayshawn Jenkins	Darius Williams
10/2	at Philadelphia	DaVon Hamilton	Folorunso Fatukasi	Roy Robertson-Harris	<u>Travon Walker</u>	Foyesade Oluokun	<u>Devin Lloyd</u>	Josh Allen	Tyson Campbell	Shaquill Griffin	Andre Cisco	Rayshawn Jenkins	--
10/9	Houston	DaVon Hamilton	Adam Gotsis	Roy Robertson-Harris	<u>Travon Walker</u>	Foyesade Oluokun	<u>Devin Lloyd</u>	Josh Allen	Tyson Campbell	Shaquill Griffin	Andre Cisco	Rayshawn Jenkins	--
10/16	at Indianapolis	DaVon Hamilton	Corey Peters	Roy Robertson-Harris	<u>Travon Walker</u>	Foyesade Oluokun	<u>Devin Lloyd</u>	Josh Allen	Tyson Campbell	Shaquill Griffin	Andre Cisco	Rayshawn Jenkins	--
10/23	N.Y. Giants	DaVon Hamilton	Corey Peters	Roy Robertson-Harris	<u>Travon Walker</u>	Foyesade Oluokun	<u>Devin Lloyd</u>	Josh Allen	Tyson Campbell	Darius Williams	Andre Cisco	Rayshawn Jenkins	--
10/30	Denver	DaVon Hamilton	Folorunso Fatukasi	Roy Robertson-Harris	<u>Travon Walker</u>	Foyesade Oluokun	<u>Devin Lloyd</u>	Josh Allen	Tyson Campbell	Darius Williams	Andre Cisco	Rayshawn Jenkins	--
11/6	Las Vegas	DaVon Hamilton	Folorunso Fatukasi	Roy Robertson-Harris	<u>Travon Walker</u>	Foyesade Oluokun	<u>Devin Lloyd</u>	Josh Allen	Tyson Campbell	Darius Williams	Andre Cisco	Rayshawn Jenkins	--
11/13	at Kansas City	--	--	--	--	--	--	--	--	--	--	--	--
11/27	Baltimore	--	--	--	--	--	--	--	--	--	--	--	--
12/4	at Detroit	--	--	--	--	--	--	--	--	--	--	--	--
12/11	at Tennessee	--	--	--	--	--	--	--	--	--	--	--	--
12/18	Dallas	--	--	--	--	--	--	--	--	--	--	--	--
12/22	at N.Y. Jets	--	--	--	--	--	--	--	--	--	--	--	--
1/1	at Houston	--	--	--	--	--	--	--	--	--	--	--	--
1/8	Tennessee	--	--	--	--	--	--	--	--	--	--	--	--

Rookies underlined.



# WEEK-BY-WEEK LEADERS

DATE	OPPONENT	SCORING		RUSHING YARDS		RECEPTIONS		RECEIVING YARDS		TACKLES		SOLO TACKLES		SACKS		INTERCEPTIONS		FORCED FUMBLES		RECOVERED FUMBLES		PASSING YARDS		CARRIES	
		PLAYER	NO.	PLAYER	NO.	PLAYER	NO.	PLAYER	NO.	PLAYER	NO.	PLAYER	NO.	PLAYER	NO.	PLAYER	NO.	PLAYER	NO.	PLAYER	NO.	PLAYER	NO.	PLAYER	NO.
09/11	at Commanders	J. Robinson	12	J. Robinson	66	C. Kirk Z. Jones	6	C. Kirk	117	D. Lloyd	11	D. Lloyd	8	T. Walker	1.0	T. Walker T. Campbell	1	J. Allen	1	F. Oluokun	1	T. Lawrence	275	J. Robinson	11
09/18	Colts	C. Kirk	12	J. Robinson	64	E. Engram	7	C. Kirk	78	A. Cisco D. Lloyd	6	A. Cisco	4	J. Allen	2.0	A. Cisco D. Lloyd R. Jenkins	1	J. Allen	1	--	--	T. Lawrence	235	J. Robinson	23
09/25	at Chargers	R. Patterson	12	J. Robinson	100	Z. Jones	10	Z. Jones	85	F. Oluokun	8	F. Oluokun	7	D. Smoot	1.0	D. Lloyd	1	D. Smoot	1	F. Oluokun	1	T. Lawrence	262	J. Robinson	17
10/02	at Eagles	J. Agnew	12	T. Etienne Jr.	32	J. Agnew	4	C. Kirk	60	F. Oluokun	16	F. Oluokun	12	J. Allen	1.0	A. Cisco	1	--	--	--	--	T. Lawrence	174	J. Robinson	8
10/09	Texans	R. Patterson	6	T. Etienne Jr.	71	M. Jones Jr.	7	M. Jones Jr.	104	R. Jenkins	12	R. Jenkins	7	F. Oluokun	1.0	--	--	--	--	--	--	T. Lawrence	286	J. Robinson	10
10/16	at Colts	T. Lawrence	12	T. Etienne Jr.	86	Z. Jones E. Engram	5	Z. Jones	42	F. Oluokun	12	S. Griffin R. Jenkins T. Campbell	7	--	--	--	--	T. Campbell	1	--	--	T. Lawrence	165	J. Robinson	12
10/23	Giants	T. Etienne Jr.	8	T. Etienne Jr.	114	C. Kirk	7	C. Kirk	96	F. Oluokun	12	A. Cisco	7	T. Walker	1.0	--	--	--	--	--	--	T. Lawrence	310	T. Etienne Jr.	14
10/30	Broncos	T. Etienne Jr. E. Engram	6	T. Etienne Jr.	156	E. Engram	4	E. Engram	55	F. Oluokun	9	F. Oluokun	8	D. Smoot	1.5	T. Campbell	1	--	--	--	--	T. Lawrence	133	T. Etienne Jr.	24
11/06	Raiders	T. Etienne Jr.	12	T. Etienne Jr.	109	C. Kirk	8	C. Kirk	76	F. Oluokun	9	F. Oluokun	7	D. Smoot	2.0	--	--	T. Herndon	1	D. Lloyd	1	T. Lawrence	235	T. Etienne Jr.	28
11/13	at Chiefs	--	--	--	--	--	--	--	--	--	--	--	--	--	--	--	--	--	--	--	--	--	--	--	
11/27	Ravens	--	--	--	--	--	--	--	--	--	--	--	--	--	--	--	--	--	--	--	--	--	--	--	
12/04	at Lions	--	--	--	--	--	--	--	--	--	--	--	--	--	--	--	--	--	--	--	--	--	--	--	
12/11	at Titans	--	--	--	--	--	--	--	--	--	--	--	--	--	--	--	--	--	--	--	--	--	--	--	
12/18	Cowboys	--	--	--	--	--	--	--	--	--	--	--	--	--	--	--	--	--	--	--	--	--	--	--	
12/22	at Jets	--	--	--	--	--	--	--	--	--	--	--	--	--	--	--	--	--	--	--	--	--	--	--	
01/01	at Texans	--	--	--	--	--	--	--	--	--	--	--	--	--	--	--	--	--	--	--	--	--	--	--	
01/08	Titans	--	--	--	--	--	--	--	--	--	--	--	--	--	--	--	--	--	--	--	--	--	--	--	
<b>MOST TIMES LED (INCLUDING TIES)</b>		<b>T. ETIENNE JR.</b>	<b>3</b>	<b>T. ETIENNE JR.</b>	<b>6</b>	<b>E. ENGRAM</b> <b>Z. JONES</b> <b>C. KIRK</b>	<b>3</b>	<b>C. KIRK</b>	<b>5</b>	<b>F. OLUOKUN</b>	<b>6</b>	<b>F. OLUOKUN</b>	<b>4</b>	<b>D. SMOOT</b>	<b>3</b>	<b>T. CAMPBELL</b> <b>A. CISCO</b> <b>D. LLOYD</b>	<b>2</b>	<b>J. ALLEN</b>	<b>2</b>	<b>F. OLUOKUN</b>	<b>2</b>	<b>T. LAWRENCE</b>	<b>9</b>	<b>J. ROBINSON</b>	<b>6</b>





# JAMAL AGNEW | 39

POSITION: WIDE RECEIVER

HT: 5-10 | WT: 190 | DOB: 4-3-1995

COLLEGE: SAN DIEGO

HOMETOWN: SAN DIEGO, CALIF.

ACQ: UFA (DET)-'21

EXP: 6th YEAR

 @jamalagnew

 @two\_6ix

## KEY TRANSACTIONS

- Originally selected by Detroit in the fifth round (165th overall) of the 2017 Draft
- Signed by Jacksonville as an unrestricted free agent on 3/17/21

## PRO

- Leads the NFL with seven return TDs (four punt returns, two kickoff returns and one field goal return) since he entered the league in 2017
- He is the fourth player in NFL history to record at least one rushing TD, one receiving TD, one kick return TD and one field goal return TD during their career

## 2022 (Jaguars)

- **11/6 vs. L.V.:** Returned two punts for 16 yards and two kickoffs for 62 yards with a long of 52
- **10/30 vs. DEN:** Inactive (knee)
- **10/23 vs. NYG:** Inactive (knee)
- **10/16 at IND:** Saw action at wide receiver and on special teams... Caught one pass for 5 yards and rushed for 19 yards on one attempt... Returned one punt for 8 yards and one kickoff for 23 yards... Agnew left the game early with a knee injury
- **10/9 vs. HOU:** Saw action at wide receiver and on special teams... Returned two punts for 21 yards... Rushed one time for 3 yards
- **10/2 at PHI:** Saw action at wide receiver and on special teams... Recorded four receptions for 50 yards and two touchdowns... Returned two punts for eight yards... Posted one special teams tackle... Agnew posted multiple touchdowns for the first time in his career
- **9/25 at LAC:** Recorded one reception for 17 yards and three punt returns for 18 yards
- **9/18 vs. IND:** Saw action on offense and special teams
- **9/11 at WAS:** Rushed for 6 yards on one attempt... Caught one pass for 6 yards... Had one punt return for 2 yards

## 2021 (Jaguars)

- He is the second player in NFL history (Timmy Brown, 1962) to return a field goal for a TD, return a kickoff for a TD, catch a TD and run for a TD in the same season... Agnew and RB Maurice Jones-Drew are the only players in franchise history with a rushing TD, receiving TD and kickoff return for a TD in the same season
- Saw action in 10 games in 2021 and caught 24 passes for 229 yards and one touchdown and recorded seven rushes for 111 yards and a touchdown... He also returned 22 kicks for 525 yards and one touchdown
- Placed on injured reserve on 11/22 with a hip injury
- **11/14 at IND:** Recorded a 66-yard rushing TD, marking the longest rush by a wide receiver in franchise history with 1 minute remaining in the first quarter... His 66-yard run was also the longest run by an NFL wide receiver since 2016 (Tyreek Hill, Dec. 25, 2016)... Agnew's 66-yard rushing TD was the longest rushing TD by a Jaguars player since RB Leonard Fournette scored on a 75-yard TD against the Rams in Week 6 of the 2017 season
- **9/26 vs. ARI:** Returned a missed field goal 109 yards for a TD on the final play of the second quarter and tied the record for the longest return in NFL history... Became the ninth player in NFL history with multiple 100-plus yard special teams returns in the same season and the 15th player in NFL history with two return touchdowns through the first three weeks of an NFL season... Agnew became the first player in NFL history with 100-plus yard TDs in consecutive games
- **9/19 vs. DEN:** Posted a career-long 102-yard kickoff return for a TD, marking his sixth career return touchdown (four punt and two kickoff)... His 102-yard return was the longest kick return in franchise history and the first kickoff return for a TD for the team since Dec. 18, 2016 against Houston

## 2020 (Lions)

- Topped 1,000 all-purpose yards in 2020 for the first time in his career
- Recorded 13 receptions for 89 yards
- Fielded 28 kickoffs for 783 yards (28.0 avg)

## 2019 (Lions)

- Returned 17 kickoffs for 454 yards (26.7 avg) including a 100-yard kickoff returned for a touchdown
- Had 19 punt returns for 175 yards and one returned for a touchdown
- Was the only player in the NFL to have a kickoff return touchdown and punt return touchdown in 2019

## 2018 (Lions)

- Played in six games, and averaged 27 yards on eight kickoff returns
- Had 12 punt returns for 57 yards

## 2017 (Lions)

- Voted First Team All-Pro as a punt returner in his rookie season
- NFC Special Teams Player of the Week in Week 2
- Led the NFL in punt return yards (447), punt return average (15.4) and punt return touchdowns (two)
- His 88-yard punt return for a touchdown was the league's longest of the season and the longest punt return touchdown by a rookie since WR Tavon Austin raced back a 98-yard return for the Rams in 2013

## COLLEGE

- Played 44 games and recorded 148 total tackles (118 solo), 59 pass defenses, 12.5 tackles for loss, one sack and one fumble recovery
- In 2016, posted 31 tackles, 13 pass defenses and two interceptions
- In 2015, recorded 30 tackles, four interceptions and 11 pass breakups en route to being named the Torero's Defensive MVP





- Finished his 2014 campaign leading the nation in pass defenses for FCS players (2.1 per game)
- In his freshman season he started 10 of the 11 games on which he appeared and was All-Pioneer Football League Honorable Mention
- Named San Diego's Most Outstanding First Year Player.

## PERSONAL

- Attended the 2022 DUUUVAL draft party at Daily's Place as a player panelist
- Attended Point Loma High School (San Diego, Calif)
- He is the youngest of five children (two brothers and two sisters)
- He is one of two players to be drafted from the University of San Diego (QB Josh Johnson)
- Shares his birthday (April 3) with his mother, Arlene

### JAMAL AGNEW'S NFL REGULAR SEASON RUSHING/RECEIVING STATISTICS

DATE	TEAM	GP	GS	RECEIVING					RUSHING				
				NO.	YDS.	AVG.	LG	TD	NO.	YDS.	AVG.	LG	TD
2017	Lions	13	0	2	18	9.0	12	0	2	9	4.5	5	0
2018	Lions	6	0	0	0	0.0	0	0	1	17	17.0	17	0
2019	Lions	13	0	1	-2	-2.0	-2	0	1	9	9.0	9	0
2020	Lions	14	2	13	89	6.8	20	0	6	33	5.5	11	0
2021	Jaguars	10	2	24	229	9.5	29	1	7	111	15.9	66t	1
2022	Jaguars	7	0	7	78	11.1	24	2	5	29	5.8	19	0
<b>NFL TOTALS</b>		<b>63</b>	<b>4</b>	<b>47</b>	<b>412</b>	<b>8.8</b>	<b>29</b>	<b>3</b>	<b>22</b>	<b>208</b>	<b>9.5</b>	<b>66T</b>	<b>1</b>

### JAMAL AGNEW'S NFL REGULAR SEASON RETURN STATISTICS

DATE	TEAM	KICKOFF RETURNS					PUNT RETURNS					
		RET.	YDS.	AVG.	LG	TD	NO.	FC	YDS.	AVG.	LG	TD
2017	Lions	11	196	17.8	25	0	29	16	447	15.4	88t	2
2018	Lions	8	216	27.0	45	0	12	3	57	4.8	16	0
2019	Lions	17	454	26.7	100t	1	19	13	175	9.2	64t	1
2020	Lions	28	783	28.0	71	0	14	14	178	12.7	74t	1
2021	Jaguars	22	525	23.9	102t	1	11	21	74	6.7	14	0
2022	Jaguars	9	217	24.1	52	0	13	8	80	6.2	15	0
<b>NFL TOTALS</b>		<b>95</b>	<b>2,391</b>	<b>25.2</b>	<b>102T</b>	<b>2</b>	<b>98</b>	<b>75</b>	<b>1,011</b>	<b>10.3</b>	<b>88T</b>	<b>4</b>

### SINGLE-GAME HIGHS: RUSHING/RECEIVING

<b>Rush Attempts</b>	3 at Indianapolis Colts, Nov 14, 2021 2 vs. Indianapolis Colts, Sep 18, 2022	<b>Longest Kickoff Return</b>	102t vs. Denver Broncos, Sep 19, 2021 100t at Philadelphia Eagles, Sep 22, 2019
<b>Rushing Yards</b>	79 at Indianapolis Colts, Nov 14, 2021 17 at Dallas Cowboys, Sep 30, 2018	<b>Kickoff Return TDs</b>	1 vs. Denver Broncos, Sep 19, 2021 1 at Philadelphia Eagles, Sep 22, 2019
<b>Longest Runs</b>	66t at Indianapolis Colts, Nov 14, 2021 19 at Indianapolis Colts, Oct 16, 2022	<b>Fair Catches</b>	6 at Chicago Bears, Nov 10, 2019 4 at Cincinnati Bengals, Dec 24, 2017
<b>Rushing TDs</b>	1 at Indianapolis Colts, Nov 14, 2021	<b>Punt Return Yards</b>	106 at New Orleans Saints, Oct 15, 2017 101 at New York Giants, Sep 18, 2017
<b>Receptions</b>	6 at Seattle Seahawks, Oct 31, 2021 6 vs. Tennessee Titans, Oct 10, 2021	<b>Longest Punt Return</b>	88t at New York Giants, Sep 18, 2017 74t vs. Tampa Bay Buccaneers, Dec 26, 2020 ...1 more at 74.
<b>Receiving Yards</b>	78 vs. Miami Dolphins, Oct 17, 2021 50 at Philadelphia Eagles, Oct 02, 2022	<b>Punt Returns</b>	5 at Arizona Cardinals, Sep 08, 2019 5 vs. Minnesota Vikings, Dec 23, 2018
<b>Receiving Average</b>	15.6 vs. Miami Dolphins, Oct 17, 2021 12.5 at Philadelphia Eagles, Oct 02, 2022	<b>Punt Return TDs</b>	1 vs. Tampa Bay Buccaneers, Dec 26, 2020 1 at Denver Broncos, Dec 22, 2019 ...2 more at 1.
<b>Longest Receptions</b>	29 vs. Miami Dolphins, Oct 17, 2021 27 at Cincinnati Bengals, Sep 30, 2021	<b>Punt Return Average</b>	33.7 at New York Giants, Sep 18, 2017 26.5 at New Orleans Saints, Oct 15, 2017
<b>Receiving TDs</b>	2 at Philadelphia Eagles, Oct 02, 2022 1 at Seattle Seahawks, Oct 31, 2021	<b>Kickoff Return Average</b>	29.0 at Tennessee Titans, Dec 20, 2020 28.8 at San Francisco 49ers, Sep 16, 2018
<b>All-Purpose Yards</b>	210 at Indianapolis Colts, Nov 14, 2021 155 at San Francisco 49ers, Sep 16, 2018	<b>Special Teams Tackles</b>	2 vs. Tampa Bay Buccaneers, Dec 26, 2020 2 at Green Bay Packers, Oct 14, 2019 ...1 more at 2.
<b>Kickoff Returns</b>	5 at Indianapolis Colts, Nov 14, 2021 5 at San Francisco 49ers, Sep 16, 2018	<b>Most TDs</b>	2 at Philadelphia Eagles, Oct 02, 2022 1 at Indianapolis Colts, Nov 14, 2021 ...8 more at 1.
<b>Kickoff Return Yards</b>	144 at San Francisco 49ers, Sep 16, 2018 120 vs. Denver Broncos, Sep 19, 2021		



**2022 GAME-BY-GAME REGULAR-SEASON STATISTICS (JAGUARS)**

DATE	OPPONENT	P/S	RECEIVING					RUSHING					W/L	SCORE
			NO.	YDS.	AVG.	LG	TD	NO.	YDS.	AVG.	LG	TD		
09/11	at Commanders	P	1	6	6.0	6	0	1	6	6.0	6	0	L	22-28
09/18	Colts	P	0	0	0.0	0	0	2	1	0.5	2	0	W	24-0
09/25	at Chargers	P	1	17	17.0	17	0	0	0	0.0	0	0	W	38-10
10/02	at Eagles	P	4	50	12.5	24	2	0	0	0.0	0	0	L	21-29
10/09	Texans	P	0	0	0.0	0	0	1	3	3.0	3	0	L	6-13
10/16	at Colts	P	1	5	5.0	5	0	1	19	19.0	19	0	L	27-34
10/23	Giants												L	17-23
10/30	Broncos												L	17-21
11/06	Raiders	P	0	0	0.0	0	0	0	0	0.0	0	0	W	27-20
<b>2022 TOTALS</b>		<b>7-0</b>	<b>7</b>	<b>78</b>	<b>11.1</b>	<b>24</b>	<b>2</b>	<b>5</b>	<b>29</b>	<b>5.8</b>	<b>19</b>	<b>0</b>	<b>3-6</b>	

**2021 GAME-BY-GAME REGULAR-SEASON STATISTICS (JAGUARS)**

DATE	OPPONENT	P/S	RECEIVING					RUSHING					W/L	SCORE
			NO.	YDS.	AVG.	LG	TD	NO.	YDS.	AVG.	LG	TD		
09/12	at Texans	P	0	0	0.0	0	0	0	0	0.0	0	0	L	21-37
09/19	Broncos	P	0	0	0.0	0	0	0	0	0.0	0	0	L	13-23
09/26	Cardinals	P	0	0	0.0	0	0	0	0	0.0	0	0	L	19-31
09/30	at Bengals	P	1	27	27.0	27	0	1	11	11.0	11	0	L	21-24
10/10	Titans	P	6	41	6.8	8	0	1	8	8.0	8	0	L	19-37
10/17	Dolphins	S	5	78	15.6	29	0	0	0	0.0	0	0	W	23-20
10/31	at Seahawks	S	6	38	6.3	9t	1	0	0	0.0	0	0	L	7-31
11/07	Bills	P	3	27	9.0	23	0	1	11	11.0	11	0	W	9-6
11/14	at Colts	P	0	0	0.0	0	0	3	79	26.3	66t	1	L	17-23
11/21	49ers	P	3	18	6.0	8	0	1	2	2.0	2	0	L	10-30
11/28	Falcons												L	14-21
12/05	at Rams												L	7-37
12/12	at Titans												L	0-20
12/19	Texans												L	16-30
12/26	at Jets												L	21-26
01/02	at Patriots												L	10-50
01/09	Colts												W	26-11
<b>2021 TOTALS</b>		<b>10-2</b>	<b>24</b>	<b>229</b>	<b>9.5</b>	<b>29</b>	<b>1</b>	<b>7</b>	<b>111</b>	<b>15.9</b>	<b>66T</b>	<b>1</b>	<b>3-14</b>	





## JOSH ALLEN | 41

POSITION: OUTSIDE LINEBACKER

HT: 6-5 | WT: 255 | DOB: 7-13-1997


COLLEGE: KENTUCKY

HOMETOWN: MONTCLAIR, N.J.

ACQ: D1-'19

EXP: 4th YEAR

 @JoshAllen41\_

 joshallen\_41



### KEY TRANSACTIONS

- Originally drafted by Jacksonville in the first round (7th overall) in the 2019 draft

### PRO

#### 2022 (Jaguars)

- Voted a team captain for the 2022 season
- 11/6 vs. LV:** Started at outside linebacker and recorded three tackles (one solo)
- 10/30 vs. DEN:** Started at outside linebacker and recorded two solo tackles and one QB hit
- 10/23 vs. NYG:** Started at outside linebacker and recorded two tackles (one solo) and one QB hit
- 10/16 at IND:** Started at outside linebacker and posted one tackle and one QB hit
- 10/9 vs. HOU:** Started at outside linebacker and posted one tackle for loss
- 10/2 at PHI:** Started at outside linebacker and recorded seven tackles (three solo) including 1.0 sack for 10 yards and two QB hits
- 9/25 at LAC:** Recorded a career-high eight QB pressures in the game, according to NextGen Stats, bringing his season total to 15... Allen ranks second in the NFL in QB pressures this season, trailing only Browns DE Myles Garrett (16)... Recorded one tackle, four QB hits, and one pass defended
- 9/18 vs. IND:** Recorded 2.0 sacks, marking his second consecutive home game with at least 2.0 sacks... Allen forced a fumble for the second consecutive week, joining DE Yannick Ngakoue and DE Andre Branch as the only players to record two forced fumbles through the first two weeks of a season
- 9/11 at WAS:** Recorded four total tackles (three solo), including two tackles for loss, and one forced fumble

#### 2021 (Jaguars)

- Voted a team captain for the 2021 season
- 1/9 vs. IND:** Sacked QB Carson Wentz twice in the first half, marking the fourth multi-sack game of his career... Finished the game with four total tackles (three solo), including 2.0 sacks
- 11/7 vs. BUF:** Finished the game with a career-high eight tackles, including two tackles for loss and 1.0 sack... Allen also recorded the first INT of his career, becoming the second defensive lineman in franchise history to post at least 1.0 sack, one INT and one fumble recovery in a single game (DE Tony Brackens)... Allen is the only player in the NFL over the last three seasons (2019-21) to accomplish the feat... Allen sacked Bills QB Josh Allen, marking the first time a player sacked a QB with the same first and last name in NFL history
- 9/12 at HOU:** Started at outside linebacker and recorded five total tackles, including 1.0 sack, and two QB hits... With his sack, Allen joined DE Yannick Ngakoue and DE Tony Brackens as the only players in franchise history to tally at least 14.0 sacks in their first 25 career games

#### 2020 (Jaguars)

- Saw action in eight games, making seven starts
- Tallied 13 tackles (seven solo), 2.5 sacks, two tackles for loss and one pass defended
- Named team captain as voted on by his teammates
- Placed on injured reserve on Nov. 24 with a knee injury
- 9/24 vs. MIA:** Started at defensive end and tallied two solo tackles, including his first sack of the season
- 11/8 vs. HOU:** Started at defensive end and made four tackles, including a half-sack

#### 2019 (Jaguars)

- Appeared in all 16 games, making four starts, during his rookie campaign
- Became the seventh player in franchise history to compile double-digit sacks in a season
- Amassed 44 tackles (31 solo), 11 tackles for loss, 10.5 sacks and two forced fumbles
- Finished the year second on the team with 11 tackles for loss... His 10.5 sacks recorded in 2019 led all NFL rookies and were the most by a rookie in franchise history
- One of five NFL players over the last 10 seasons to post at least 10.0 sacks and multiple forced fumbles in their rookie seasons
- Became the first rookie in Jaguars history to make the Pro Bowl
- 10/13 vs. N.O.:** Notched two tackles and 1.0 sack, becoming the third player in franchise history to post at least 4.0 sacks through six career games, joining DE Yannick Ngakoue and former DT John Henderson
- 10/27 vs. NYJ:** Saw action at DE, amassing 2.0 sacks, one tackle for loss and a forced fumble... Became the first Jaguars rookie since DE Yannick Ngakoue in 2016 to post at least 1.0 sack in four straight games
- 12/15 at OAK:** Saw action at DE and tallied three tackles (two solo), including 1.0 sack, his 10th of the season

### COLLEGE

- Did not miss a game during his four-year career with the Wildcats, playing in all 51 games with 35 starts
- Career totals include 220 tackles, 31.5 sacks, 11 forced fumbles, eight passes defended and two fumble recoveries
- Named SEC Defensive Player of the Year, earned consensus First Team All American honors and was honored with the Bronco Nagurski Award, presented to the nation's top defensive player, as a senior in 2018
- Allen's 17.0 sacks in 2018 were the most by an SEC player in a single season since the NCAA started official sack records in 2000, finishing the season ranked second nationally in sacks (17.0), fourth in forced fumbles (five) and sixth in tackles for loss (21.5)

### PERSONAL

- He and his wife, Kaitlyn, have two sons, Wesley, Julian, and one daughter, Vanessa
- Son of Kim Allen and Robert Allen
- Josh's sister, Myisha Hines-Allen, played collegiate basketball at Louisville and is currently a forward for the Washington Mystics, the 2019



- WNBA champions
- Uncle, Gregory Hines, played college basketball at Hampton and went on to a 12-year pro career
- Majored in communications
- In June of 2022, traveled to England to participate in An Evening With Jaguars Stars as a player panelist with Jaguars' fans in London and Manchester

### JOSH ALLEN'S NFL REGULAR SEASON DEFENSIVE STATISTICS

DATE	TEAM	GP	TACKLES								INTERCEPTIONS					O. FUMB				ST				MISC				
			GS	TK	S	A	TFL	YDS	SK	YDS	QBH	NO	YDS	LG	TD	PD	FF	FR	TD	YDS	TK	S	A	FF	FR	S	A	
2019	Jaguars	16	4	44	31	13	11	77	10.5	74.0	23	0	0	0	0	0	2	0	0	0	0	0	0	0	0	0	0	0
2020	Jaguars	8	7	13	7	6	2	9	2.5	7.0	11	0	0	0	0	1	0	0	0	0	0	0	0	0	0	0	0	
2021	Jaguars	16	15	71	46	25	12	81	7.5	70.0	14	1	11	11	0	4	1	1	0	0	0	0	0	0	0	0	0	
2022	Jaguars	9	9	24	14	10	5	29	3.0	21.0	12	0	0	0	0	1	2	0	0	0	0	0	0	0	0	0	0	
<b>NFL TOTALS</b>		<b>49</b>	<b>35</b>	<b>152</b>	<b>98</b>	<b>54</b>	<b>30</b>	<b>196</b>	<b>23.5</b>	<b>172.0</b>	<b>60</b>	<b>1</b>	<b>11</b>	<b>11</b>	<b>0</b>	<b>6</b>	<b>5</b>	<b>1</b>	<b>0</b>	<b>0</b>	<b>0</b>	<b>0</b>	<b>0</b>	<b>0</b>	<b>0</b>	<b>0</b>	<b>0</b>	

### SINGLE-GAME HIGHS: DEFENSIVE

<b>Total Tackles</b>	10 vs. San Francisco 49ers, Nov 21, 2021 8 vs. Buffalo Bills, Nov 07, 2021	<b>Fumble Recoveries</b>	1 vs. Buffalo Bills, Nov 07, 2021
<b>Solo Tackles</b>	8 vs. Buffalo Bills, Nov 07, 2021 5 at Seattle Seahawks, Oct 31, 2021 ...1 more at 5.	<b>Tackles For Loss</b>	4 at Seattle Seahawks, Oct 31, 2021 2 at Washington Commanders, Sep 11, 2022 ...5 more at 2.
<b>Sacks</b>	2.0 vs. Indianapolis Colts, Sep 18, 2022 2.0 vs. Indianapolis Colts, Jan 09, 2022 ...3 more at 2.0.	<b>Interceptions</b>	1 vs. Buffalo Bills, Nov 07, 2021
<b>Passes Defensed</b>	1 at Los Angeles Chargers, Sep 25, 2022 1 vs. Buffalo Bills, Nov 07, 2021 ...4 more at 1.	<b>Interception Return Yards</b>	11 vs. Buffalo Bills, Nov 07, 2021
<b>Forced Fumbles</b>	1 vs. Indianapolis Colts, Sep 18, 2022 1 at Washington Commanders, Sep 11, 2022 ...3 more at 1.		

### 2022 GAME-BY-GAME REGULAR-SEASON STATISTICS (JAGUARS)

DATE	OPPONENT	P/S	TACKLES								INTERCEPTIONS					O. FUMB				ST				MISC				
			TK	S	A	SK	YDS	TFL	YDS	QBH	NO	YDS	LG	TD	PD	FF	FR	TD	YDS	TK	S	A	FF	FR	S	A	W/L	SCORE
09/11	at Commanders	S	4	3	1	0.0	0.0	2	10	1	0	0	0	0	0	1	0	0	0	0	0	0	0	0	0	0	L	22-28
09/18	Colts	S	3	2	1	2.0	11.0	1	9	2	0	0	0	0	0	1	0	0	0	0	0	0	0	0	0	0	W	24-0
09/25	at Chargers	S	1	0	1	0.0	0.0	0	0	4	0	0	0	0	1	0	0	0	0	0	0	0	0	0	0	0	W	38-10
10/02	at Eagles	S	7	3	4	1.0	10.0	1	10	2	0	0	0	0	0	0	0	0	0	0	0	0	0	0	0	0	L	21-29
10/09	Texans	S	1	1	0	0.0	0.0	1	0	0	0	0	0	0	0	0	0	0	0	0	0	0	0	0	0	0	L	6-13
10/16	at Colts	S	1	1	0	0.0	0.0	0	0	1	0	0	0	0	0	0	0	0	0	0	0	0	0	0	0	0	L	27-34
10/23	Giants	S	2	1	1	0.0	0.0	0	0	1	0	0	0	0	0	0	0	0	0	0	0	0	0	0	0	0	L	17-23
10/30	Broncos	S	2	2	0	0.0	0.0	0	0	1	0	0	0	0	0	0	0	0	0	0	0	0	0	0	0	0	L	17-21
11/06	Raiders	S	3	1	2	0.0	0.0	0	0	0	0	0	0	0	0	0	0	0	0	0	0	0	0	0	0	0	W	27-20
<b>2022 TOTALS</b>		<b>9-9</b>	<b>24</b>	<b>14</b>	<b>10</b>	<b>3.0</b>	<b>21.0</b>	<b>5</b>	<b>29</b>	<b>12</b>	<b>0</b>	<b>0</b>	<b>0</b>	<b>0</b>	<b>1</b>	<b>2</b>	<b>0</b>	<b>0</b>	<b>0</b>	<b>0</b>	<b>0</b>	<b>0</b>	<b>0</b>	<b>0</b>	<b>0</b>	<b>0</b>	<b>0</b>	<b>3-6</b>

### 2021 GAME-BY-GAME REGULAR-SEASON STATISTICS (JAGUARS)

DATE	OPPONENT	P/S	TACKLES								INTERCEPTIONS					O. FUMB				ST				MISC				
			TK	S	A	SK	YDS	TFL	YDS	QBH	NO	YDS	LG	TD	PD	FF	FR	TD	YDS	TK	S	A	FF	FR	S	A	W/L	SCORE
09/12	at Texans	S	5	3	2	1.0	2.0	1	2	2	0	0	0	0	0	0	0	0	0	0	0	0	0	0	0	0	L	21-37
09/19	Broncos	S	3	1	2	1.0	16.0	1	16	1	0	0	0	0	0	0	0	0	0	0	0	0	0	0	0	0	L	13-23
09/26	Cardinals	S	1	0	1	0.0	0.0	0	0	0	0	0	0	0	0	0	0	0	0	0	0	0	0	0	0	0	L	19-31
09/30	at Bengals	S	2	1	1	0.0	0.0	0	0	0	0	0	0	0	1	0	0	0	0	0	0	0	0	0	0	0	L	21-24
10/10	Titans	S	7	5	2	0.5	0.0	0	0	2	0	0	0	0	1	0	0	0	0	0	0	0	0	0	0	0	L	19-37
10/17	Dolphins	S	7	4	3	0.0	0.0	0	0	1	0	0	0	0	1	0	0	0	0	0	0	0	0	0	0	0	W	23-20
10/31	at Seahawks	S	6	5	1	2.0	24.0	4	31	2	0	0	0	0	0	0	0	0	0	0	0	0	0	0	0	0	L	7-31
11/07	Bills	S	8	8	0	1.0	10.0	2	13	1	1	11	11	0	1	0	1	0	0	0	0	0	0	0	0	0	W	9-6
11/14	at Colts	S	2	2	0	0.0	0.0	0	0	3	0	0	0	0	0	0	0	0	0	0	0	0	0	0	0	0	L	17-23
11/21	49ers	S	10	4	6	0.0	0.0	1	0	0	0	0	0	0	0	1	0	0	0	0	0	0	0	0	0	0	L	10-30
11/28	Falcons	S	3	2	1	0.0	0.0	0	0	0	0	0	0	0	0	0	0	0	0	0	0	0	0	0	0	0	L	14-21
12/05	at Rams	S	2	0	2	0.0	0.0	0	0	0	0	0	0	0	0	0	0	0	0	0	0	0	0	0	0	0	L	7-37
12/12	at Titans	S	2	2	0	0.0	0.0	0	0	0	0	0	0	0	0	0	0	0	0	0	0	0	0	0	0	0	L	0-20
12/19	Texans	P	2	2	0	0.0	0.0	0	0	0	0	0	0	0	0	0	0	0	0	0	0	0	0	0	0	0	L	16-30
12/26	at Jets																										L	21-26
01/02	at Patriots	S	7	4	3	0.0	0.0	1	1	0	0	0	0	0	0	0	0	0	0	0	0	0	0	0	0	0	L	10-50
01/09	Colts	S	4	3	1	2.0	18.0	2	18	2	0	0	0	0	0	0	0	0	0	0	0	0	0	0	0	0	W	26-11
<b>2021 TOTALS</b>		<b>16-15</b>	<b>71</b>	<b>46</b>	<b>25</b>	<b>7.5</b>	<b>70.0</b>	<b>12</b>	<b>81</b>	<b>14</b>	<b>1</b>	<b>11</b>	<b>11</b>	<b>0</b>	<b>4</b>	<b>1</b>	<b>1</b>	<b>0</b>	<b>0</b>	<b>0</b>	<b>0</b>	<b>0</b>	<b>0</b>	<b>0</b>	<b>0</b>	<b>0</b>	<b>3-14</b>	





## DAN ARNOLD | 85

POSITION: TIGHT END

HT: 6-6 | WT: 240 | DOB: 3-15-1995

COLLEGE: WISCONSIN-PLATTEVILLE

HOMETOWN: JANESVILLE, WISC.

ACQ: T (CAR)-'21

EXP: 5th YEAR

 @1darnold

 @danarnold\_85

### KEY TRANSACTIONS

- Signed as an undrafted free agent by New Orleans on 6/5/17
- Signed to the Saints practice squad on 9/1/19
- Claimed off waivers by Arizona on 12/5/19
- Signed as a free agent with Carolina on 3/22/21
- Traded to Jacksonville on 9/27/21

### PRO

#### 2022 (Jaguars)

- **11/6 vs. L.V.:** Saw action at tight end and on special teams... Caught one pass for 19 yards
- **10/30 vs. DEN:** Saw action at tight end and on special teams... Caught one pass for 8 yards
- **10/23 vs. NYG:** Saw action at tight end and on special teams.... Caught one pass for 24 yards
- **10/16 at IND:** Saw action at tight end and on special teams
- **10/9 vs. HOU:** Saw action at tight end and on special teams... Recorded one reception for 20 yards
- **10/2 at PHI:** Saw action at tight end and recorded one reception for 26 yards
- **9/25 at LAC:** Saw action on offense and special teams
- **9/18 vs. IND:** Saw action on offense and special teams and caught one pass for 8 yards
- **9/11 at WAS:** Saw action on offense and special teams

#### 2021 (Panthers & Jaguars)

- Finished the 2021 campaign with 35 receptions for 408 yards in 11 games
- **10/31 at SEA:** Started at tight end for the first time as a Jaguar and led the team with a career-high eight receptions for 68 yards
- **9/30 at CIN:** Recorded two catches for 29 yards including a 17-yard reception in his Jaguars debut
- In three games with Carolina, registered seven receptions for 84 yards

#### 2020 (Cardinals)

- Played in 16 games with five starts, recording career highs in receptions (31), yards (438) and touchdowns (438)
- **12/6 vs. LAR:** Recorded two receptions for 61 yards and two touchdowns, including a career-long 59-yard TD
- **12/13 at NYG:** Caught a touchdown in back-to-back games as he finished with two receptions for 27 yards and one touchdown

#### 2019 (Saints & Cardinals)

- Spent first half of 2019 season on New Orleans practice squad... Promoted and played in two games for the Saints before being waived... Signed by Arizona and saw action in three games, making six catches for 102 yards and two touchdowns

#### 2018 (Saints)

- Played in 10 games for New Orleans in 2018... Had 12 receptions for 150 yards and one touchdown

#### 2017 (Saints)

- Spent 2017 season on injured reserve with the Saints

### COLLEGE

- Played at Division III University of Wisconsin-Platteville for four seasons (2013-16)
- Had 2,097 receiving yards in final two seasons
- Won the conference championship in indoor 60-meter hurdles

### PERSONAL

- Went to Shanley High School in Fargo, N.D.
- Has a dog named Nola
- Considers himself a car enthusiast
- His favorite holiday is 4th of July



**DAN ARNOLD'S NFL REGULAR SEASON RUSHING/RECEIVING STATISTICS**

DATE	TEAM	GP	GS	RECEIVING					RUSHING				
				NO.	YDS.	AVG.	LG	TD	NO.	YDS.	AVG.	LG	TD
2018	Saints	10	1	12	150	12.5	25t	1	0	0	0.0	0	0
2019	Saints	2	0	2	25	12.5	19	0	0	0	0.0	0	0
Went from <b>New Orleans</b> to <b>Arizona</b> .													
2019	Cardinals	3	1	6	102	17.0	37	2	0	0	0.0	0	0
2019	TOTAL	5	1	8	127	15.9	37	2	0	0	0.0	0	0
2020	Cardinals	16	5	31	438	14.1	59t	4	0	0	0.0	0	0
2021	Panthers	3	1	7	84	12.0	19	0	0	0	0.0	0	0
Went from <b>Carolina</b> to <b>Jacksonville</b> .													
2021	Jaguars	8	4	28	324	11.6	28	0	0	0	0.0	0	0
2021	TOTAL	11	5	35	408	11.7	28	0	0	0	0.0	0	0
2022	Jaguars	9	0	6	105	17.5	26	0	0	0	0.0	0	0
<b>NFL TOTALS</b>		<b>51</b>	<b>12</b>	<b>92</b>	<b>1,228</b>	<b>13.3</b>	<b>59T</b>	<b>7</b>	<b>0</b>	<b>0</b>	<b>0.0</b>	<b>0</b>	<b>0</b>

**DAN ARNOLD'S NFL POSTSEASON RUSHING/RECEIVING STATISTICS**

DATE	TEAM	GP	GS	RECEIVING					RUSHING				
				NO.	YDS.	AVG.	LG	TD	NO.	YDS.	AVG.	LG	TD
2018	Saints	1	0	0	0	0.0	0	0	0	0	0.0	0	0
<b>NFL TOTALS</b>		<b>1</b>	<b>0</b>	<b>0</b>	<b>0</b>	<b>0.0</b>	<b>0</b>	<b>0</b>	<b>0</b>	<b>0</b>	<b>0.0</b>	<b>0</b>	<b>0</b>

**DAN ARNOLD'S NFL REGULAR SEASON RETURN STATISTICS**

DATE	TEAM	KICKOFF RETURNS					PUNT RETURNS					
		RET.	YDS.	AVG.	LG	TD	NO.	FC	YDS.	AVG.	LG	TD
2018	Saints	0	0	0.0	0	0	0	0	0	0.0	0	0
2019	Saints	0	0	0.0	0	0	0	0	0	0.0	0	0
Went from <b>New Orleans</b> to <b>Arizona</b> .												
2019	Cardinals	0	0	0.0	0	0	0	0	0	0.0	0	0
2019	TOTAL	0	0	0.0	0	0	0	0	0	0.0	0	0
2020	Cardinals	0	0	0.0	0	0	0	0	0	0.0	0	0
2021	Panthers	0	0	0.0	0	0	0	0	0	0.0	0	0
Went from <b>Carolina</b> to <b>Jacksonville</b> .												
2021	Jaguars	1	13	13.0	13	0	0	0	0	0.0	0	0
2021	TOTAL	1	13	13.0	13	0	0	0	0	0.0	0	0
2022	Jaguars	0	0	0.0	0	0	0	0	0	0.0	0	0
<b>NFL TOTALS</b>		<b>1</b>	<b>13</b>	<b>13.0</b>	<b>13</b>	<b>0</b>	<b>0</b>	<b>0</b>	<b>0</b>	<b>0.0</b>	<b>0</b>	<b>0</b>

**DAN ARNOLD'S NFL POSTSEASON RETURN STATISTICS**

DATE	TEAM	KICKOFF RETURNS					PUNT RETURNS					
		RET.	YDS.	AVG.	LG	TD	NO.	FC	YDS.	AVG.	LG	TD
2018	Saints	0	0	0.0	0	0	0	0	0	0.0	0	0
<b>NFL TOTALS</b>		<b>0</b>	<b>0</b>	<b>0.0</b>	<b>0</b>	<b>0</b>	<b>0</b>	<b>0</b>	<b>0</b>	<b>0.0</b>	<b>0</b>	<b>0</b>

**SINGLE-GAME HIGHS: RUSHING/RECEIVING**

<b>Receptions</b>	8 at Seattle Seahawks, Oct 31, 2021 6 vs. Tennessee Titans, Oct 10, 2021	<b>All-Purpose Yards</b>	81 at Seattle Seahawks, Oct 31, 2021 76 at Los Angeles Rams, Dec 29, 2019
<b>Receiving Yards</b>	76 at Los Angeles Rams, Dec 29, 2019 68 at Seattle Seahawks, Oct 31, 2021	<b>Kickoff Returns</b>	1 at Seattle Seahawks, Oct 31, 2021
<b>Receiving Average</b>	19.0 at Los Angeles Rams, Dec 29, 2019 18.3 vs. New Orleans Saints, Sep 19, 2021	<b>Kickoff Return Yards</b>	13 at Seattle Seahawks, Oct 31, 2021
<b>Longest Receptions</b>	59t vs. Los Angeles Rams, Dec 06, 2020 41 vs. Seattle Seahawks, Oct 25, 2020	<b>Longest Kickoff Return</b>	13 at Seattle Seahawks, Oct 31, 2021
<b>Receiving TDs</b>	2 vs. Los Angeles Rams, Dec 06, 2020 1 at New York Giants, Dec 13, 2020 ...4 more at 1.	<b>Most TDs</b>	2 vs. Los Angeles Rams, Dec 06, 2020 1 at New York Giants, Dec 13, 2020 ...4 more at 1.



**2022 GAME-BY-GAME REGULAR-SEASON STATISTICS (JAGUARS)**

DATE	OPPONENT	P/S	RECEIVING					RUSHING					W/L	SCORE
			NO.	YDS.	AVG.	LG	TD	NO.	YDS.	AVG.	LG	TD		
09/11	at Commanders	P	0	0	0.0	0	0	0	0	0.0	0	0	L	22-28
09/18	Colts	P	1	8	8.0	8	0	0	0	0.0	0	0	W	24-0
09/25	at Chargers	P	0	0	0.0	0	0	0	0	0.0	0	0	W	38-10
10/02	at Eagles	P	1	26	26.0	26	0	0	0	0.0	0	0	L	21-29
10/09	Texans	P	1	20	20.0	20	0	0	0	0.0	0	0	L	6-13
10/16	at Colts	P	0	0	0.0	0	0	0	0	0.0	0	0	L	27-34
10/23	Giants	P	1	24	24.0	24	0	0	0	0.0	0	0	L	17-23
10/30	Broncos	P	1	8	8.0	8	0	0	0	0.0	0	0	L	17-21
11/06	Raiders	P	1	19	19.0	19	0	0	0	0.0	0	0	W	27-20
<b>2022 TOTALS</b>		<b>9-0</b>	<b>6</b>	<b>105</b>	<b>17.5</b>	<b>26</b>	<b>0</b>	<b>0</b>	<b>0</b>	<b>0.0</b>	<b>0</b>	<b>0</b>	<b>3-6</b>	

**2021 GAME-BY-GAME REGULAR-SEASON STATISTICS (PANTHERS/JAGUARS)**

DATE	OPPONENT	P/S	RECEIVING					RUSHING					W/L	SCORE
			NO.	YDS.	AVG.	LG	TD	NO.	YDS.	AVG.	LG	TD		
09/12	Jets	S	2	6	3.0	5	0	0	0	0.0	0	0	W	19-14
09/19	Saints	P	3	55	18.3	19	0	0	0	0.0	0	0	W	26-7
09/23	at Texans	P	2	23	11.5	12	0	0	0	0.0	0	0	W	24-9
						Went from Panthers to Jaguars.								
09/30	at Bengals	P	2	29	14.5	17	0	0	0	0.0	0	0	L	21-24
10/10	Titans	P	6	64	10.7	18	0	0	0	0.0	0	0	L	19-37
10/17	Dolphins	P	2	27	13.5	19	0	0	0	0.0	0	0	W	23-20
10/31	at Seahawks	S	8	68	8.5	11	0	0	0	0.0	0	0	L	7-31
11/07	Bills	S	4	60	15.0	28	0	0	0	0.0	0	0	W	9-6
11/14	at Colts	P	5	67	13.4	24	0	0	0	0.0	0	0	L	17-23
11/21	49ers	S	0	0	0.0	0	0	0	0	0.0	0	0	L	10-30
11/28	Falcons	S	1	9	9.0	9	0	0	0	0.0	0	0	L	14-21
12/05	at Rams												L	7-37
12/12	at Titans												L	0-20
12/19	Texans												L	16-30
12/26	at Jets												L	21-26
01/02	at Patriots												L	10-50
01/09	Colts												W	26-11
<b>2021 TOTALS</b>		<b>11-5</b>	<b>35</b>	<b>408</b>	<b>11.7</b>	<b>28</b>	<b>0</b>	<b>0</b>	<b>0</b>	<b>0.0</b>	<b>0</b>	<b>0</b>	<b>6-11</b>	





# C.J. BEATHARD | 3

POSITION: QUARTERBACK


HT: 6-2 | WT: 215 | DOB: 11-16-1993


COLLEGE: IOWA

HOMETOWN: FRANKLIN, TENN.

ACQ: UFA (S.F.)-'21

EXP: 6th YEAR

 @cjbeathard

 @ceejaybeat\_hard

## KEY TRANSACTIONS

- Originally drafted by San Francisco in the third round (107th overall) in the 2017 Draft
- Signed by Jacksonville as an unrestricted free agent on 3/24/21

## PRO

### 2022 (Jaguars)

- **11/6 vs. L.V.:** Did not play
- **10/30 vs. DEN:** Did not play
- **10/23 vs. NYG:** Did not play
- **10/16 at IND:** Did not play
- **10/9 vs. HOU:** Did not play
- **10/2 at PHI:** Did not play
- **9/25 at LAC:** Saw action on offense
- **9/18 vs. IND:** Did not play
- **9/11 at WAS:** Did not play

### 2021 (Jaguars)

- Appeared in two games in 2021
- **11/7 vs. BUF:** Replaced QB Trevor Lawrence in the second quarter after Lawrence briefly left the game with an ankle injury... Finished the game 2-of-2 for 33 yards

### 2020 (49ers)

- Appeared in six games (two starts) and completed 66 of 104 attempts for 787 yards and six TDs.

### 2019 (49ers)

- Did not play

### 2018 (49ers)

- Played in six games (five starts) and completed 102 of 169 attempts for 1,252 yards and eight TDs
- **9/30 at LAC:** Completed 23 of 37 attempts for 298 yards and tied his career high with two TDs

### 2017 (49ers)

- Played in seven games (five starts) and completed 123 of 224 attempts for 1,430 yards and four TDs. Set the single-season franchise record for attempts (224), completions (123) and passing yards (1,430) by a rookie quarterback
- Added 26 carries for 136 yards and three TDs rushing
- His three rushing TDs set the single-season franchise record for rushing TDs by a rookie quarterback

## COLLEGE

- In four seasons with Iowa, played in 41 games (28 starts) and completed 454 of 782 attempts for 5,562 yards, 40 TDs and 19 INTs
- Finished his collegiate career ranked sixth in school history in career TD passes (40), seventh in completions (454) and attempts (782) and eighth in passing yards (5,562)
- In 2016, was named a captain and earned Academic All-Big Ten and honorable mention All-Big Ten honors
- As a junior, was named the team's Most Valuable Player (offense) and was named a captain
- Also earned Second-Team All-Big Ten honors, the "Extra Heartbeat" Award (offense) and Players' Choice Award (offense)

## PERSONAL

- Attended Battle Ground Academy (Franklin, Tenn.) and led the state of Tennessee in passing yards, completions and TDs as a junior and senior
- Earned first-team all-state honors and was runner-up for "Mr. Football Award" in Tennessee as a senior
- Named first-team all-region and region MVP as a junior and senior
- Four-year letterman in both football and baseball
- Born Casey Jarrett Beathard
- Majored in leisure studies (recreation and sport business) at Iowa
- Has one daughter named Lyla





### C.J. BEATHARD'S NFL REGULAR SEASON PASSING STATISTICS

DATE	TEAM	GP	GS	ATT.	CMP.	PCT.	YDS	AVG.	TD	INT.	LG	SK	LST	RATE
2017	49ers	7	5	224	123	54.9	1,430	6.4	4	6	83t	19	141	69.2
2018	49ers	6	5	169	102	60.4	1,252	7.4	8	7	82t	18	156	81.8
2019	49ers	0	0	0	0	0.0	0	0.0	0	0	0	0	0	0.0
2020	49ers	6	2	104	66	63.5	787	7.6	6	0	49t	9	71	105.7
2021	Jaguars	2	0	2	2	100.0	33	16.5	0	0	28	0	0	118.8
2022	Jaguars	1	0	0	0	0.0	0	0.0	0	0	0	0	0	0.0
<b>TOTALS</b>		<b>22</b>	<b>12</b>	<b>499</b>	<b>293</b>	<b>58.7</b>	<b>3,502</b>	<b>7.0</b>	<b>18</b>	<b>13</b>	<b>83T</b>	<b>46</b>	<b>368</b>	<b>81.4</b>

### C.J. BEATHARD'S NFL POSTSEASON PASSING STATISTICS

DATE	TEAM	GP	GS	ATT.	CMP.	PCT.	YDS	AVG.	TD	INT.	LG	SK	LST	RATE
2019	49ers	0	0	0	0	0.0	0	0.0	0	0	0	0	0	0.0
<b>TOTALS</b>		<b>0</b>	<b>0</b>	<b>0</b>	<b>0</b>	<b>0.0</b>	<b>0</b>	<b>0.0</b>	<b>0</b>	<b>0</b>	<b>0</b>	<b>0</b>	<b>0</b>	<b>0.0</b>

### C.J. BEATHARD'S NFL REGULAR SEASON RUSHING STATISTICS

DATE	TEAM	NO.	YDS.	AVG.	LG	TD
2017	49ers	26	136	5.2	16	3
2018	49ers	19	69	3.6	13	1
2019	49ers	0	0	0.0	0	0
2020	49ers	6	28	4.7	17	0
2021	Jaguars	1	2	2.0	2	0
2022	Jaguars	1	-1	-1.0	0	0
<b>TOTALS</b>		<b>53</b>	<b>234</b>	<b>4.4</b>	<b>17</b>	<b>4</b>

### C.J. BEATHARD'S NFL POSTSEASON RUSHING STATISTICS

DATE	TEAM	NO.	YDS.	AVG.	LG	TD
2019	49ers	0	0	0.0	0	0
<b>TOTALS</b>		<b>0</b>	<b>0</b>	<b>0.0</b>	<b>0</b>	<b>0</b>

### C.J. BEATHARD'S NFL REGULAR SEASON PASSING/RUSHING STATISTICS

DATE	TEAM	GP	GS	PASSING											RUSHING				
				ATT.	CMP.	PCT.	YDS	AVG.	TD	INT.	LG	SK	LST	RATE	NO.	YDS.	AVG.	LG	TD
2017	49ers	7	5	224	123	54.9	1,430	6.4	4	6	83t	19	141	69.2	26	136	5.2	16	3
2018	49ers	6	5	169	102	60.4	1,252	7.4	8	7	82t	18	156	81.8	19	69	3.6	13	1
2019	49ers	0	0	0	0	0.0	0	0.0	0	0	0	0	0	0.0	0	0	0.0	0	0
2020	49ers	6	2	104	66	63.5	787	7.6	6	0	49t	9	71	105.7	6	28	4.7	17	0
2021	Jaguars	2	0	2	2	100.0	33	16.5	0	0	28	0	0	118.8	1	2	2.0	2	0
2022	Jaguars	1	0	0	0	0.0	0	0.0	0	0	0	0	0	0.0	1	-1	-1.0	0	0
<b>TOTALS</b>		<b>22</b>	<b>12</b>	<b>499</b>	<b>293</b>	<b>58.7</b>	<b>3,502</b>	<b>7.0</b>	<b>18</b>	<b>13</b>	<b>83T</b>	<b>46</b>	<b>368</b>	<b>81.4</b>	<b>53</b>	<b>234</b>	<b>4.4</b>	<b>17</b>	<b>4</b>

### C.J. BEATHARD'S NFL POSTSEASON PASSING/RUSHING STATISTICS

DATE	TEAM	GP	GS	PASSING											RUSHING				
				ATT.	CMP.	PCT.	YDS	AVG.	TD	INT.	LG	SK	LST	RATE	NO.	YDS.	AVG.	LG	TD
2019	49ers	0	0	0	0	0.0	0	0.0	0	0	0	0	0	0.0	0	0	0.0	0	0
<b>TOTALS</b>		<b>0</b>	<b>0</b>	<b>0</b>	<b>0</b>	<b>0.0</b>	<b>0</b>	<b>0.0</b>	<b>0</b>	<b>0</b>	<b>0</b>	<b>0</b>	<b>0</b>	<b>0.0</b>	<b>0</b>	<b>0</b>	<b>0.0</b>	<b>0</b>	<b>0</b>

#### SINGLE-GAME HIGHS: QUARTERBACK

<b>Pass Attempts</b>	54 vs. Arizona Cardinals, Oct 07, 2018 51 vs. Arizona Cardinals, Nov 05, 2017	<b>Passer Rating</b>	125.4 at Arizona Cardinals, Dec 26, 2020 123.4 vs. New York Giants, Nov 12, 2017
<b>Pass Completions</b>	34 vs. Arizona Cardinals, Oct 07, 2018 25 vs. Seattle Seahawks, Jan 03, 2021	<b>Rush Attempts</b>	7 at Los Angeles Chargers, Sep 30, 2018 6 vs. Seattle Seahawks, Nov 26, 2017 ...1 more at 6.
<b>Yards Passing</b>	349 vs. Arizona Cardinals, Oct 07, 2018 298 at Los Angeles Chargers, Sep 30, 2018	<b>Rushing Yards</b>	40 at Philadelphia Eagles, Oct 29, 2017 30 vs. Dallas Cowboys, Oct 22, 2017
<b>TD Passes</b>	3 at Arizona Cardinals, Dec 26, 2020 2 at Green Bay Packers, Oct 15, 2018 ...3 more at 2.	<b>Rushing Average</b>	2.7 at Los Angeles Chargers, Sep 30, 2018
<b>Long Passes</b>	83t vs. New York Giants, Nov 12, 2017 82t at Los Angeles Chargers, Sep 30, 2018	<b>Longest Runs</b>	17 at Arizona Cardinals, Dec 26, 2020 16 vs. Dallas Cowboys, Oct 22, 2017
<b>Completion Percentage</b>	76.0 vs. New York Giants, Nov 12, 2017 73.7 vs. Philadelphia Eagles, Oct 04, 2020	<b>Rushing TDs</b>	1 vs. Arizona Cardinals, Oct 07, 2018 1 vs. New York Giants, Nov 12, 2017 ...2 more at 1.

#### 300-YARD PASSING GAMES (1): REGULAR SEASON

DATE	TEAM	NO.	YDS.	AVG.	LG	TD
10/07/18	CARDINALS	34	349	10.3	45	2



**2022 GAME-BY-GAME REGULAR-SEASON STATISTICS (JAGUARS)**

DATE	OPPONENT	P/S	PASSING										RUSHING				W/L	SCORE		
			ATT	CMP	YDS	PCT	Y/A	Y/C	TD	INT	LG	SK/YD	RATE	ATT	YDS	LG			TD	
09/11	at Commanders																		L	22-28
09/18	Colts																		W	24-0
09/25	at Chargers	P	0	0	0	0.0	0.0	0.0	0	0	0	0	0/0	0.0	1	-1	-1	0	W	38-10
10/02	at Eagles																		L	21-29
10/09	Texans																		L	6-13
10/16	at Colts																		L	27-34
10/23	Giants																		L	17-23
10/30	Broncos																		L	17-21
11/06	Raiders																		W	27-20
<b>2022 TOTALS</b>		<b>1-0</b>	<b>0</b>	<b>0</b>	<b>0</b>	<b>0.0</b>	<b>0.0</b>	<b>0.0</b>	<b>0</b>	<b>0</b>	<b>0</b>	<b>0</b>	<b>0/0</b>	<b>0.0</b>	<b>1</b>	<b>-1</b>	<b>-1</b>	<b>0</b>	<b>3-6</b>	

**2021 GAME-BY-GAME REGULAR-SEASON STATISTICS (JAGUARS)**

DATE	OPPONENT	P/S	PASSING										RUSHING				W/L	SCORE		
			ATT	CMP	YDS	PCT	Y/A	Y/C	TD	INT	LG	SK/YD	RATE	ATT	YDS	LG			TD	
09/12	at Texans																		L	21-37
09/19	Broncos																		L	13-23
09/26	Cardinals																		L	19-31
09/30	at Bengals																		L	21-24
10/10	Titans																		L	19-37
10/17	Dolphins																		W	23-20
10/31	at Seahawks																		L	7-31
11/07	Bills	P	2	2	33	100.0	16.5	16.5	0	0	28	0/0	118.8	0	0	0	0	W	9-6	
11/14	at Colts																		L	17-23
11/21	49ers																		L	10-30
11/28	Falcons																		L	14-21
12/05	at Rams	P	0	0	0	0.0	0.0	0.0	0	0	0	0/0	0.0	1	2	2	0	L	7-37	
12/12	at Titans																		L	0-20
12/19	Texans																		L	16-30
12/26	at Jets																		L	21-26
01/02	at Patriots																		L	10-50
01/09	Colts																		W	26-11
<b>2021 TOTALS</b>		<b>2-0</b>	<b>2</b>	<b>2</b>	<b>33</b>	<b>100.0</b>	<b>16.5</b>	<b>16.5</b>	<b>0</b>	<b>0</b>	<b>28</b>	<b>0/0</b>	<b>118.8</b>	<b>1</b>	<b>2</b>	<b>2</b>	<b>0</b>	<b>3-14</b>		





# MONTARIC BROWN | 30

**POSITION:** CORNERBACK  
**HT:** 6-0 | **WT:** 190 | **DOB:** 8-24-1999  
**COLLEGE:** ARKANSAS  
**HOMETOWN:** ASHDOWN, ARK.  
**ACQ:** D7-'22  
**EXP:** R

## KEY TRANSACTIONS

- Originally drafted by Jacksonville in the seventh round (222nd overall) in the 2022 draft

## PRO

### 2022 (Jaguars)

- 11/6 vs. L.V.:** Saw action on defense and posted two total tackles and saw action on special teams
- 10/30 vs. DEN:** Saw action on special teams
- 10/23 vs. NYG:** Saw action on special teams
- 10/16 at IND:** Inactive
- 10/9 vs. HOU:** Inactive
- 10/2 at PHI:** Inactive
- 9/25 at LAC:** Saw action on four special teams snaps in his regular season NFL debut
- 9/18 vs. IND:** Inactive
- 9/11 at WAS:** Inactive

## COLLEGE

- Started all 13 games for the Razorbacks in his final season leading the Southeastern Conference with five interceptions and making 54 total tackles to earn First-Team All-SEC honors... His five interceptions were the most by a Razorback since Tramain Thomas in 2011
- As a junior, played and started in eight games at cornerback... Logged 31 tackles (20 solo) with 2.0 tackles for loss, one interception and one forced fumble... Led the team with six passes broken up
- Started all 10 games at cornerback he played in for the Razorbacks in 2019... Totaled 760 plays, according to Pro Football Focus, with 659 snaps on defense, also seeing time on Arkansas' various special teams units... Recorded 39 total tackles, 25 solo, with one for loss, as well as three pass breakups, an interception and a fumble recovery
- Played in 11 games, starting three for the Razorbacks as a freshman... Recorded nine tackles, eight unassisted, with one pass breakup

## PERSONAL

- Son of Danica Richard and Patrick Brown
- No. 1 ranked player in Arkansas after his senior year of high school
- Chose Arkansas over Alabama, Auburn, LSU, Oklahoma, Oklahoma State, Baylor and Missouri
- His favorite athlete growing up was Sean Taylor

### MONTARIC BROWN'S NFL REGULAR SEASON DEFENSIVE STATISTICS

DATE	TEAM	GP	TACKLES							INTERCEPTIONS							O. FUMB					ST				MISC			
			GS	TK	S	A	TFL	YDS	SK	YDS	QBH	NO	YDS	LG	TD	PD	FF	FR	TD	YDS	TK	S	A	FF	FR	S	A		
2022	Jaguars	4	0	2	2	0	0	0	0.0	0.0	0	0	0	0	0	0	0	0	0	0	0	0	0	0	0	0	0		
<b>NFL TOTALS</b>		<b>4</b>	<b>0</b>	<b>2</b>	<b>2</b>	<b>0</b>	<b>0</b>	<b>0</b>	<b>0.0</b>	<b>0.0</b>	<b>0</b>	<b>0</b>	<b>0</b>	<b>0</b>	<b>0</b>	<b>0</b>	<b>0</b>	<b>0</b>	<b>0</b>	<b>0</b>	<b>0</b>	<b>0</b>	<b>0</b>	<b>0</b>	<b>0</b>	<b>0</b>			

### SINGLE-GAME HIGHS: DEFENSIVE

**Total Tackles**     2 vs. Las Vegas Raiders, Nov 06, 2022     **Solo Tackles**     2 vs. Las Vegas Raiders, Nov 06, 2022

### 2022 GAME-BY-GAME REGULAR-SEASON STATISTICS (JAGUARS)

DATE	OPPONENT	P/S	TACKLES							INTERCEPTIONS							O. FUMB					ST				MISC			
			TK	S	A	SK	YDS	TFL	YDS	QBH	NO	YDS	LG	TD	PD	FF	FR	TD	YDS	TK	S	A	FF	FR	S	A	W/L	SCORE	
09/11	at Commanders																									L	22-28		
09/18	Colts																									W	24-0		
09/25	at Chargers	P	0	0	0	0.0	0.0	0	0	0	0	0	0	0	0	0	0	0	0	0	0	0	0	0	0	W	38-10		
10/02	at Eagles																									L	21-29		
10/09	Texans																									L	6-13		
10/16	at Colts																									L	27-34		
10/23	Giants	P	0	0	0	0.0	0.0	0	0	0	0	0	0	0	0	0	0	0	0	0	0	0	0	0	0	L	17-23		
10/30	Broncos	P	0	0	0	0.0	0.0	0	0	0	0	0	0	0	0	0	0	0	0	0	0	0	0	0	0	L	17-21		
11/06	Raiders	P	2	2	0	0.0	0.0	0	0	0	0	0	0	0	0	0	0	0	0	0	0	0	0	0	0	W	27-20		
<b>2022 TOTALS</b>		<b>4-0</b>	<b>2</b>	<b>2</b>	<b>0</b>	<b>0.0</b>	<b>0.0</b>	<b>0</b>	<b>0</b>	<b>0</b>	<b>0</b>	<b>0</b>	<b>0</b>	<b>0</b>	<b>0</b>	<b>0</b>	<b>0</b>	<b>0</b>	<b>0</b>	<b>0</b>	<b>0</b>	<b>0</b>	<b>0</b>	<b>0</b>	<b>0</b>	<b>3-6</b>	<b>0</b>		





# TEVAUGHN CAMPBELL | 29

**POSITION:** CORNERBACK  
**HT:** 6-0 | **WT:** 200 | **DOB:** 6-14-1993  
**COLLEGE:** REGINA  
**HOMETOWN:** TORONTO, CANADA  
**ACQ:** FA-'22  
**EXP:** 4th YEAR

## KEY TRANSACTIONS

- Originally signed by the New York Jets as an undrafted free agent on 2/6/19
- Signed to the Los Angeles Chargers' practice squad on 9/11/19
- Signed by the Los Angeles Chargers on 12/30/19
- Signed to Las Vegas's practice squad on 10/17/22
- Signed by Jacksonville off the Raiders' practice squad on 10/26/22

## PRO

### 2022 (Jaguars)

- 11/6 vs. L.V.: Inactive
- 10/30 vs. DEN: Inactive

### 2021 (Chargers)

- Totaled 30 tackles (22 solo), four passes defensed, two forced fumbles, and one fumble recovery in 16 games with seven starts

### 2020 (Chargers)

- Totaled 14 tackles (nine solo), one interception, one touchdown, three passes defensed and one forced fumble in 14 games with four starts

### 2019 (Chargers)

- Spent two games on the active roster and 12 weeks on the practice squad

## COLLEGE

- In the 2014-15 season, Campbell started the team's first seven Canada West games at cornerback ... Missed the Week 8 game against Alberta and the postseason game at Calgary due to injury... Finished the season as the school's all-time leader in average yards per kickoff return (21.2) and No. 2 in average yards per punt return (10.48)
- In the 2013-14 season, Campbell enjoyed a breakout season, earning second-team All-Canadian honors as a defensive back and being named a Canada West all-star at both defensive back and kick returner... Started all eight games at cornerback for the Rams
- In the 2011-12 season, Campbell played in five of the team's eight Canada West games in his first season of eligibility

## PERSONAL

- A dual-sport athlete in college, Campbell ran track for the Rams and finished his career with four U SPORTS/CIS medals (one gold, three silver) and seven Canada West medals (five gold, one silver, one bronze)... Set the school record in the 60m (6.67)
- Competed with the Canada national rugby sevens team during the 2017 World Rugby Sevens Series during stops in New Zealand, Las Vegas, Vancouver, Hong Kong and Singapore
- Born in Toronto, Ontario, Canada

### REGULAR SEASON COMPARISON: DEFENSIVE - KANSAS CITY CHIEFS

DATE	OPP	W/L	GP/GS	TACKLES					SACK	YDS.	INT	TFL	PD	QBH	TD	MISC	
				TOT	SOLO	ASST	FF	FR									
1/3/21	LAC @ KC	W	S	3	3	0	0.0	0.0	0	0	0	0	0	0	0	0	
9/26/21	LAC @ KC	W	S	4	3	1	0.0	0.0	0	0	2	0	0	2	0		
12/16/21	LAC vs. KC	L	S	6	4	2	0.0	0.0	0	0	0	0	0	0	0		
<b>TOTALS</b>			<b>2/1</b>	<b>3/3</b>	<b>13</b>	<b>10</b>	<b>3</b>	<b>0.0</b>	<b>0.0</b>	<b>0</b>	<b>0</b>	<b>2</b>	<b>0</b>	<b>0</b>	<b>2</b>	<b>0</b>	

### TEVAUGHN CAMPBELL'S NFL REGULAR SEASON DEFENSIVE STATISTICS

DATE	TEAM	GP	GS	TACKLES					INTERCEPTIONS					O. FUMB					ST		MISC							
				TK	S	A	TFL	YDS	SK	YDS	QBH	NO	YDS	LG	TD	PD	FF	FR	TD	YDS	TK	S	A	FF	FR	S	A	
2019	Jets	0	0	0	0	0	0	0	0.0	0.0	0	0	0	0	0	0	0	0	0	0	0	0	0	0	0	0		
Went from N.Y. Jets to L.A. Chargers.																												
2019	Chargers	0	0	0	0	0	0	0	0.0	0.0	0	0	0	0	0	0	0	0	0	0	0	0	0	0	0	0	0	
2019	TOTAL	0	0	0	0	0	0	0	0.0	0.0	0	0	0	0	0	0	0	0	0	0	0	0	0	0	0	0	0	
2020	Chargers	14	4	19	14	5	0	0	0.0	0.0	1	1	6	6T	1	3	0	0	0	0	0	3	2	1	1	0	0	0
2021	Chargers	16	7	38	30	8	0	0	0.0	0.0	0	0	0	0	4	2	1	1	61	2	1	1	0	0	0	0	0	
2022	Chargers	0	0	0	0	0	0	0	0.0	0.0	0	0	0	0	0	0	0	0	0	0	0	0	0	0	0	0	0	0
Went from L.A. Chargers to Las Vegas.																												
2022	Raiders	0	0	0	0	0	0	0	0.0	0.0	0	0	0	0	0	0	0	0	0	0	0	0	0	0	0	0	0	0
2022	TOTAL	0	0	0	0	0	0	0	0.0	0.0	0	0	0	0	0	0	0	0	0	0	0	0	0	0	0	0	0	0
<b>NFL TOTALS</b>		<b>30</b>	<b>11</b>	<b>57</b>	<b>44</b>	<b>13</b>	<b>0</b>	<b>0</b>	<b>0.0</b>	<b>0.0</b>	<b>1</b>	<b>1</b>	<b>6</b>	<b>6T</b>	<b>1</b>	<b>7</b>	<b>2</b>	<b>1</b>	<b>1</b>	<b>61</b>	<b>5</b>	<b>3</b>	<b>2</b>	<b>1</b>	<b>0</b>	<b>0</b>	<b>0</b>	<b>0</b>



**SINGLE-GAME HIGHS: DEFENSIVE**

**Total Tackles** 6 vs. Kansas City Chiefs, Dec 16, 2021  
6 at Cincinnati Bengals, Dec 05, 2021  
...1 more at 6.

**Solo Tackles** 6 vs. Minnesota Vikings, Nov 14, 2021  
4 vs. Kansas City Chiefs, Dec 16, 2021  
...2 more at 4.

**Passes Defensed** 2 at Kansas City Chiefs, Sep 26, 2021  
2 vs. New York Jets, Nov 22, 2020

**Forced Fumbles** 2 at Kansas City Chiefs, Sep 26, 2021

**Fumble Recoveries** 1 at Cincinnati Bengals, Dec 05, 2021

**Interceptions** 1 vs. New York Jets, Nov 22, 2020

**Interception Return Yards** 6 vs. New York Jets, Nov 22, 2020

**Special Teams Tackles** 1 vs. Las Vegas Raiders, Oct 04, 2021  
1 vs. Dallas Cowboys, Sep 19, 2021  
...3 more at 1.

**Special Teams Forced Fumbles** 1 vs. Jacksonville Jaguars, Oct 25, 2020

**Longest Opponent's Fumble Return** 61 at Cincinnati Bengals, Dec 05, 2021

**2022 GAME-BY-GAME REGULAR-SEASON STATISTICS (CHARGERS)**

DATE	OPPONENT	P/S	TACKLES							INTERCEPTIONS					O. FUMB				ST				MISC		W/L	SCORE	
			TK	S	A	SK	YDS	TFL	YDS	QBH	NO	YDS	LG	TD	PD	FF	FR	TD	YDS	TK	S	A	FF	FR			S
09/11	Raiders																									W	24-19
09/15	at Chiefs																									L	24-27
09/25	Jaguars																									L	10-38
10/02	at Texans																									W	34-24
10/09	at Browns																									W	30-28
10/17	Broncos																									W	19-16+
10/23	Seahawks																									L	23-37
11/06	at Falcons																									W	20-17
<b>2022 TOTALS</b>			<b>0</b>	<b>0</b>	<b>0</b>	<b>0.0</b>	<b>0.0</b>	<b>0</b>	<b>0</b>	<b>0</b>	<b>0</b>	<b>0</b>	<b>0</b>	<b>0</b>	<b>0</b>	<b>0</b>	<b>0</b>	<b>0</b>	<b>0</b>	<b>0</b>	<b>0</b>	<b>0</b>	<b>0</b>	<b>0</b>	<b>0</b>	<b>0</b>	<b>5-3</b>

+ - Overtime

**2021 GAME-BY-GAME REGULAR-SEASON STATISTICS (CHARGERS)**

DATE	OPPONENT	P/S	TACKLES							INTERCEPTIONS					O. FUMB				ST				MISC		W/L	SCORE		
			TK	S	A	SK	YDS	TFL	YDS	QBH	NO	YDS	LG	TD	PD	FF	FR	TD	YDS	TK	S	A	FF	FR			S	A
09/12	at Football Team	P	0	0	0	0.0	0.0	0	0	0	0	0	0	0	0	0	0	0	0	0	0	0	0	0	0	0	W	20-16
09/19	Cowboys	P	0	0	0	0.0	0.0	0	0	0	0	0	0	0	0	0	0	0	0	1	0	1	0	0	0	0	L	17-20
09/26	at Chiefs	S	4	3	1	0.0	0.0	0	0	0	0	0	0	0	2	2	0	0	0	0	0	0	0	0	0	0	W	30-24
10/04	Raiders	P	2	2	0	0.0	0.0	0	0	0	0	0	0	0	0	0	0	0	0	1	1	0	0	0	0	0	W	28-14
10/10	Browns	P	2	2	0	0.0	0.0	0	0	0	0	0	0	0	0	0	0	0	0	0	0	0	0	0	0	0	W	47-42
10/17	at Ravens	P	0	0	0	0.0	0.0	0	0	0	0	0	0	0	0	0	0	0	0	0	0	0	0	0	0	0	L	6-34
10/31	Patriots	P	1	1	0	0.0	0.0	0	0	0	0	0	0	0	0	0	0	0	0	0	0	0	0	0	0	0	L	24-27
11/07	at Eagles	S	1	1	0	0.0	0.0	0	0	0	0	0	0	0	0	0	0	0	0	0	0	0	0	0	0	0	W	27-24
11/14	Vikings	S	6	6	0	0.0	0.0	0	0	0	0	0	0	0	0	0	0	0	0	0	0	0	0	0	0	0	L	20-27
11/21	Steelers	P	4	4	0	0.0	0.0	0	0	0	0	0	0	0	1	0	0	0	0	0	0	0	0	0	0	0	W	41-37
11/28	at Broncos	S	5	2	3	0.0	0.0	0	0	0	0	0	0	0	0	0	0	0	0	0	0	0	0	0	0	0	L	13-28
12/05	at Bengals	S	6	4	2	0.0	0.0	0	0	0	0	0	0	0	0	0	1	1	61	0	0	0	0	0	0	0	W	41-22
12/12	Giants	S	1	1	0	0.0	0.0	0	0	0	0	0	0	0	1	0	0	0	0	0	0	0	0	0	0	0	W	37-21
12/16	Chiefs	S	6	4	2	0.0	0.0	0	0	0	0	0	0	0	0	0	0	0	0	0	0	0	0	0	0	0	L	28-34+
12/26	at Texans																									L	29-41	
01/02	Broncos	P	0	0	0	0.0	0.0	0	0	0	0	0	0	0	0	0	0	0	0	0	0	0	0	0	0	0	W	34-13
01/09	at Raiders	P	0	0	0	0.0	0.0	0	0	0	0	0	0	0	0	0	0	0	0	0	0	0	0	0	0	0	L	32-35+
<b>2021 TOTALS</b>			<b>16-7</b>	<b>38</b>	<b>30</b>	<b>8</b>	<b>0.0</b>	<b>0.0</b>	<b>0</b>	<b>0</b>	<b>0</b>	<b>0</b>	<b>0</b>	<b>4</b>	<b>2</b>	<b>1</b>	<b>1</b>	<b>61</b>	<b>2</b>	<b>1</b>	<b>1</b>	<b>0</b>	<b>0</b>	<b>0</b>	<b>0</b>	<b>9-8</b>		

+ - Overtime





# TYSON CAMPBELL | 32

**POSITION:** CORNERBACK  
**HT:** 6-1 | **WT:** 195 | **DOB:** 3-17-2000  
**COLLEGE:** GEORGIA  
**HOMETOWN:** MIRAMAR, FLA.  
**ACQ:** D2-'21  
**EXP:** 2nd YEAR

@tysoncampbell\_  
 @tysoncampbell\_

## KEY TRANSACTIONS:

- Originally drafted by Jacksonville in the second round (33rd overall) in the 2021 draft

## PRO

### 2022 (Jaguars)

- 11/6 vs. L.V.:** Started at cornerback and recorded two solo tackles and one pass defended
- 10/30 vs. DEN:** Started at cornerback and recorded five total tackles (three solo), one interception and one pass defended
- 10/23 vs. NYG:** Started at cornerback and recorded six tackles (five solo)
- 10/16 at IND:** Started at cornerback and recorded seven tackles (seven solo), three passes defended, and one forced fumble... Campbell surpassed 100 tackles for his career (101 total tackles)
- 10/9 vs. HOU:** Started at cornerback and recorded six tackles (four solo)
- 10/2 at PHI:** Started at cornerback and recorded five tackles (two solo) and one pass defended
- 9/25 at LAC:** Started at cornerback and recorded four solo tackles, including one tackle for loss, and one pass defended
- 9/18 vs. IND:** Started at cornerback and posted three solo tackles
- 9/11 at WAS:** Started at cornerback and recorded three tackles (two solo) and his third career interception... Campbell became the first Jaguars player since 2020 (S Andrew Wingard and CB CJ Henderson) to record an interception in Week 1

### 2021 (Jaguars)

- Concluded his rookie season with 14 starts in 15 games played... Had 73 total tackles, two interceptions and 10 passes defended
- 12/19 vs. HOU:** Started at cornerback and recorded his second INT of the season, becoming the first Jaguars rookie cornerback since 2016 (Jalen Ramsey) to record at least two INTs in a season... Finished with four tackles, two passes defended and one INT
- 11/28 vs. ATL:** Started at cornerback and posted the first INT of his career when he picked off Falcons QB Matt Ryan with 19 seconds remaining in the first half... Campbell finished the game with three tackles, three passes defended and one INT... He is the fourth Jaguars rookie in the last 20 years to record at least three passes defended and one INT in a single game, joining CBs CJ Henderson (2020), Jalen Ramsey (2016, twice) and S Marlon McCree (2002)

## COLLEGE

- Played in 33 games at Georgia, including 30 starts and recorded 89 tackles, 11 passes defended, three fumble recoveries, one INT and one forced fumble
- In 2018 against Missouri, he forced, recovered and returned a first-quarter fumble for a 64-yard touchdown

## PERSONAL

- Attended the 2022 DUUUVAL draft party at Daily's Place as a player panelist
- 2A state champion in the 100 meters and 200 meters
- Led American Heritage High School to a 50-5 record, including undefeated seasons as state champions in his junior and senior campaigns
- Favorite artist is Kodak Black

## TYSON CAMPBELL'S NFL REGULAR SEASON DEFENSIVE STATISTICS

DATE	TEAM	GP	GS	TACKLES							INTERCEPTIONS					O. FUMB			ST		MISC						
				TK	S	A	TFL	YDS	SK	YDS	QBH	NO	YDS	LG	TD	PD	FF	FR	TD	YDS	TK	S	A	FF	FR	S	A
2021	Jaguars	15	14	73	49	24	2	4	0.0	0.0	0	2	3	3	0	10	0	0	0	0	0	0	0	0	0	0	0
2022	Jaguars	9	9	42	32	10	1	5	0.0	0.0	0	2	3	3	0	8	1	0	0	0	0	0	0	0	0	0	
<b>NFL TOTALS</b>		<b>24</b>	<b>23</b>	<b>115</b>	<b>81</b>	<b>34</b>	<b>3</b>	<b>9</b>	<b>0.0</b>	<b>0.0</b>	<b>0</b>	<b>4</b>	<b>6</b>	<b>3</b>	<b>0</b>	<b>18</b>	<b>1</b>	<b>0</b>	<b>0</b>	<b>0</b>	<b>0</b>	<b>0</b>	<b>0</b>	<b>0</b>	<b>0</b>	<b>0</b>	<b>0</b>

### SINGLE-GAME HIGHS: DEFENSIVE

<b>Total Tackles</b>	9 at Cincinnati Bengals, Sep 30, 2021 8 vs. Indianapolis Colts, Jan 09, 2022 ...1 more at 8.	<b>Tackles For Loss</b>	1 at Los Angeles Chargers, Sep 25, 2022 1 vs. Indianapolis Colts, Jan 09, 2022 ...1 more at 1.
<b>Solo Tackles</b>	7 at Indianapolis Colts, Oct 16, 2022 6 vs. Indianapolis Colts, Jan 09, 2022 ...1 more at 6.	<b>Interceptions</b>	1 at Washington Commanders, Sep 11, 2022 1 vs. Houston Texans, Dec 19, 2021 ...1 more at 1.
<b>Passes Defensed</b>	3 at Indianapolis Colts, Oct 16, 2022 3 vs. Atlanta Falcons, Nov 28, 2021	<b>Interception Return Yards</b>	3 vs. Houston Texans, Dec 19, 2021
<b>Forced Fumbles</b>	1 at Indianapolis Colts, Oct 16, 2022		



**2022 GAME-BY-GAME REGULAR-SEASON STATISTICS (JAGUARS)**

DATE	OPPONENT	P/S	TACKLES								INTERCEPTIONS					O. FUMB				ST				MISC		SCORE		
			TK	S	A	SK	YDS	TFL	YDS	QBH	NO	YDS	LG	TD	PD	FF	FR	TD	YDS	TK	S	A	FF	FR	S		A	W/L
09/11	at Commanders	S	3	2	1	0.0	0.0	0	0	0	1	3	3	0	1	0	0	0	0	0	0	0	0	0	0	0	L	22-28
09/18	Colts	S	3	3	0	0.0	0.0	0	0	0	0	0	0	0	0	0	0	0	0	0	0	0	0	0	0	W	24-0	
09/25	at Chargers	S	4	4	0	0.0	0.0	1	5	0	0	0	0	0	1	0	0	0	0	0	0	0	0	0	0	W	38-10	
10/02	at Eagles	S	5	2	3	0.0	0.0	0	0	0	0	0	0	0	1	0	0	0	0	0	0	0	0	0	0	L	21-29	
10/09	Texans	S	6	4	2	0.0	0.0	0	0	0	0	0	0	0	0	0	0	0	0	0	0	0	0	0	0	L	6-13	
10/16	at Colts	S	7	7	0	0.0	0.0	0	0	0	0	0	0	0	3	1	0	0	0	0	0	0	0	0	0	L	27-34	
10/23	Giants	S	7	5	2	0.0	0.0	0	0	0	0	0	0	0	0	0	0	0	0	0	0	0	0	0	0	L	17-23	
10/30	Broncos	S	5	3	2	0.0	0.0	0	0	0	1	0	0	0	1	0	0	0	0	0	0	0	0	0	0	L	17-21	
11/06	Raiders	S	2	2	0	0.0	0.0	0	0	0	0	0	0	0	1	0	0	0	0	0	0	0	0	0	0	W	27-20	
<b>2022 TOTALS</b>		<b>9-9</b>	<b>42</b>	<b>32</b>	<b>10</b>	<b>0.0</b>	<b>0.0</b>	<b>1</b>	<b>5</b>	<b>0</b>	<b>2</b>	<b>3</b>	<b>3</b>	<b>0</b>	<b>8</b>	<b>1</b>	<b>0</b>	<b>0</b>	<b>0</b>	<b>0</b>	<b>0</b>	<b>0</b>	<b>0</b>	<b>0</b>	<b>0</b>	<b>3-6</b>		

**2021 GAME-BY-GAME REGULAR-SEASON STATISTICS (JAGUARS)**

DATE	OPPONENT	P/S	TACKLES								INTERCEPTIONS					O. FUMB				ST				MISC		SCORE	
			TK	S	A	SK	YDS	TFL	YDS	QBH	NO	YDS	LG	TD	PD	FF	FR	TD	YDS	TK	S	A	FF	FR	S		A
09/12	at Texans	P	2	2	0	0.0	0.0	0	0	0	0	0	0	0	0	0	0	0	0	0	0	0	0	0	0	L	21-37
09/19	Broncos	S	3	2	1	0.0	0.0	0	0	0	0	0	0	0	1	0	0	0	0	0	0	0	0	0	0	L	13-23
09/26	Cardinals	S	8	6	2	0.0	0.0	0	0	0	0	0	0	0	1	0	0	0	0	0	0	0	0	0	0	L	19-31
09/30	at Bengals	S	9	4	5	0.0	0.0	1	2	0	0	0	0	0	0	0	0	0	0	0	0	0	0	0	0	L	21-24
10/10	Titans																									L	19-37
10/17	Dolphins																									W	23-20
10/31	at Seahawks	S	4	3	1	0.0	0.0	0	0	0	0	0	0	0	1	0	0	0	0	0	0	0	0	0	0	L	7-31
11/07	Bills	S	5	4	1	0.0	0.0	0	0	0	0	0	0	0	0	0	0	0	0	0	0	0	0	0	0	W	9-6
11/14	at Colts	S	5	4	1	0.0	0.0	0	0	0	0	0	0	0	1	0	0	0	0	0	0	0	0	0	0	L	17-23
11/21	49ers	S	3	3	0	0.0	0.0	0	0	0	0	0	0	0	0	0	0	0	0	0	0	0	0	0	0	L	10-30
11/28	Falcons	S	3	2	1	0.0	0.0	0	0	0	1	0	0	0	3	0	0	0	0	0	0	0	0	0	0	L	14-21
12/05	at Rams	S	4	2	2	0.0	0.0	0	0	0	0	0	0	0	0	0	0	0	0	0	0	0	0	0	0	L	7-37
12/12	at Titans	S	4	2	2	0.0	0.0	0	0	0	0	0	0	0	0	0	0	0	0	0	0	0	0	0	0	L	0-20
12/19	Texans	S	4	3	1	0.0	0.0	0	0	0	1	3	3	0	2	0	0	0	0	0	0	0	0	0	0	L	16-30
12/26	at Jets	S	7	4	3	0.0	0.0	0	0	0	0	0	0	0	0	0	0	0	0	0	0	0	0	0	0	L	21-26
01/02	at Patriots	S	4	2	2	0.0	0.0	0	0	0	0	0	0	0	0	0	0	0	0	0	0	0	0	0	0	L	10-50
01/09	Colts	S	8	6	2	0.0	0.0	1	2	0	0	0	0	0	1	0	0	0	0	0	0	0	0	0	0	W	26-11
<b>2021 TOTALS</b>		<b>15-14</b>	<b>73</b>	<b>49</b>	<b>24</b>	<b>0.0</b>	<b>0.0</b>	<b>2</b>	<b>4</b>	<b>0</b>	<b>2</b>	<b>3</b>	<b>3</b>	<b>0</b>	<b>10</b>	<b>0</b>	<b>0</b>	<b>0</b>	<b>0</b>	<b>0</b>	<b>0</b>	<b>0</b>	<b>0</b>	<b>0</b>	<b>0</b>	<b>3-14</b>	





# ANDRE CISCO | 5

**POSITION:** SAFETY  
**HT:** 6-0 | **WT:** 210 | **DOB:** 3-23-2000  
**COLLEGE:** SYRACUSE  
**HOMETOWN:** QUEENS, N.Y.  
**ACQ:** D3-'21  
**EXP:** 2nd YEAR

andrecisco7  
 @ochocisco

## KEY TRANSACTIONS:

- Originally drafted by Jacksonville in the third round (65th overall) in the 2021 draft

## PRO

### 2022 (Jaguars)

- 11/6 vs. L.V.:** Started at safety and recorded five tackles (two solo) and one pass defended
- 10/30 vs. DEN:** Started at safety and recorded four total tackles (three solo) and one pass defended
- 10/23 vs. NYG:** Started at safety and recorded eight tackles (seven solo) and one pass defended
- 10/16 at IND:** Started at safety and posted a career-high nine tackles, including a career-high six solo
- 10/9 vs. HOU:** Started at safety and posted two tackles (one solo)
- 10/2 at PHI:** Started at safety and recorded three tackles (two solo), one pass defended, and one interception returned 59 yards for a touchdown... His pick six was the first of his career
- 9/25 at LAC:** Started at safety and recorded four tackles (two solo) and one special teams tackle
- 9/18 vs. IND:** Started at safety and recorded a team-high six tackles (four solo) and his first career interception
- 9/11 at WAS:** Started at safety and recorded five solo tackles

### 2021 (Jaguars)

- Concluded his rookie season with 21 total tackles, two passes defended and one forced fumble
- 1/9 vs. IND:** Started at safety and recorded four total tackles (three solo) and one forced fumble
- 12/26 at NYJ:** Made the first start of his NFL career... Recorded four total tackles (two solo) and one pass defended
- 9/12 at HOU:** Saw action on defense and special teams in his NFL debut... Recorded one solo tackle

## COLLEGE

- Played in 24 games at Syracuse
- Finished his career with 136 total tackles (94 solo), 13 interceptions and 29 passes defended
- Three-year starter for the Orange and two-time All-ACC selection
- His 12 INTs from 2018-19 were the most by any player in college football during that span

## PERSONAL

- Attended the 2022 DUUUVAL draft party at Daily's Place as a player panelist
- Has two sisters
- As a senior at IMG Academy, had 15 tackles, one interception, four passes defended and recovered three fumbles as IMG finished ranked No. 2 in the USA Today Super 25 poll
- Says the best birthday gift he ever received was his first car

### ANDRE CISCO'S NFL REGULAR SEASON DEFENSIVE STATISTICS

DATE	TEAM	GP	TACKLES							INTERCEPTIONS					O. FUMB				ST				MISC				
			GS	TK	S	A	TFL	YDS	SK	YDS	QBH	NO	YDS	LG	TD	PD	FF	FR	TD	YDS	TK	S	A	FF	FR	S	A
2021	Jaguars	17	3	21	17	4	0	0	0.0	0.0	0	0	0	0	0	2	1	0	0	0	5	2	3	1	0	0	0
2022	Jaguars	9	9	46	32	14	0	0	0.0	0.0	0	2	60	59t	1	5	0	0	0	0	2	2	0	0	0	0	0
<b>NFL TOTALS</b>		<b>26</b>	<b>12</b>	<b>67</b>	<b>49</b>	<b>18</b>	<b>0</b>	<b>0</b>	<b>0.0</b>	<b>0.0</b>	<b>0</b>	<b>2</b>	<b>60</b>	<b>59T</b>	<b>1</b>	<b>7</b>	<b>1</b>	<b>0</b>	<b>0</b>	<b>0</b>	<b>7</b>	<b>4</b>	<b>3</b>	<b>1</b>	<b>0</b>	<b>0</b>	<b>0</b>

### SINGLE-GAME HIGHS: DEFENSIVE

<b>Total Tackles</b>	9 at Indianapolis Colts, Oct 16, 2022	<b>Interceptions</b>	1 vs. Indianapolis Colts, Sep 18, 2022
	8 vs. New York Giants, Oct 23, 2022	<b>Interception Return Yards</b>	1 vs. Indianapolis Colts, Sep 18, 2022
<b>Solo Tackles</b>	7 vs. New York Giants, Oct 23, 2022	<b>Special Teams Tackles</b>	1 at Philadelphia Eagles, Oct 02, 2022
	6 at Indianapolis Colts, Oct 16, 2022		1 at Los Angeles Chargers, Sep 25, 2022
<b>Passes Defensed</b>	1 vs. Las Vegas Raiders, Nov 06, 2022		...5 more at 1.
	1 vs. Denver Broncos, Oct 30, 2022	<b>Special Teams Forced Fumbles</b>	1 at Tennessee Titans, Dec 12, 2021
	...5 more at 1.		
<b>Forced Fumbles</b>	1 vs. Indianapolis Colts, Jan 09, 2022		





**2022 GAME-BY-GAME REGULAR-SEASON STATISTICS (JAGUARS)**

DATE	OPPONENT	P/S	TACKLES							INTERCEPTIONS					O. FUMB				ST				MISC			SCORE		
			TK	S	A	SK	YDS	TFL	YDS	QBH	NO	YDS	LG	TD	PD	FF	FR	TD	YDS	TK	S	A	FF	FR	S		A	W/L
09/11	at Commanders	S	5	5	0	0.0	0.0	0	0	0	0	0	0	0	0	0	0	0	0	0	0	0	0	0	0	0	L	22-28
09/18	Colts	S	6	4	2	0.0	0.0	0	0	0	1	1	1	0	1	0	0	0	0	0	0	0	0	0	0	0	W	24-0
09/25	at Chargers	S	4	2	2	0.0	0.0	0	0	0	0	0	0	0	0	0	0	0	0	0	0	0	0	0	0	0	W	38-10
10/02	at Eagles	S	3	2	1	0.0	0.0	0	0	0	1	59	59	1	1	0	0	0	0	0	0	0	0	0	0	0	L	21-29
10/09	Texans	S	2	1	1	0.0	0.0	0	0	0	0	0	0	0	0	0	0	0	0	0	0	0	0	0	0	0	L	6-13
10/16	at Colts	S	9	6	3	0.0	0.0	0	0	0	0	0	0	0	0	0	0	0	0	0	0	0	0	0	0	0	L	27-34
10/23	Giants	S	8	7	1	0.0	0.0	0	0	0	0	0	0	0	0	0	0	0	0	0	0	0	0	0	0	0	L	17-23
10/30	Broncos	S	4	3	1	0.0	0.0	0	0	0	0	0	0	0	0	1	0	0	0	0	0	0	0	0	0	0	L	17-21
11/06	Raiders	S	5	2	3	0.0	0.0	0	0	0	0	0	0	0	0	1	0	0	0	0	0	0	0	0	0	0	W	27-20
<b>2022 TOTALS</b>		<b>9-9</b>	<b>46</b>	<b>32</b>	<b>14</b>	<b>0.0</b>	<b>0.0</b>	<b>0</b>	<b>0</b>	<b>0</b>	<b>2</b>	<b>60</b>	<b>59T</b>	<b>1</b>	<b>5</b>	<b>0</b>	<b>0</b>	<b>0</b>	<b>0</b>	<b>0</b>	<b>2</b>	<b>2</b>	<b>0</b>	<b>0</b>	<b>0</b>	<b>0</b>	<b>0</b>	<b>3-6</b>

**2021 GAME-BY-GAME REGULAR-SEASON STATISTICS (JAGUARS)**

DATE	OPPONENT	P/S	TACKLES							INTERCEPTIONS					O. FUMB				ST				MISC			SCORE		
			TK	S	A	SK	YDS	TFL	YDS	QBH	NO	YDS	LG	TD	PD	FF	FR	TD	YDS	TK	S	A	FF	FR	S		A	W/L
09/12	at Texans	P	1	1	0	0.0	0.0	0	0	0	0	0	0	0	0	0	0	0	0	0	0	0	0	0	0	0	L	21-37
09/19	Broncos	P	1	1	0	0.0	0.0	0	0	0	0	0	0	0	0	0	0	0	0	0	0	0	0	0	0	0	L	13-23
09/26	Cardinals	P	0	0	0	0.0	0.0	0	0	0	0	0	0	0	0	0	0	0	0	0	0	0	0	0	0	0	L	19-31
09/30	at Bengals	P	0	0	0	0.0	0.0	0	0	0	0	0	0	0	0	0	0	0	0	0	0	0	0	0	0	0	L	21-24
10/10	Titans	P	0	0	0	0.0	0.0	0	0	0	0	0	0	0	0	0	0	0	0	0	0	0	0	0	0	0	L	19-37
10/17	Dolphins	P	0	0	0	0.0	0.0	0	0	0	0	0	0	0	0	0	0	0	0	0	0	0	0	0	0	0	W	23-20
10/31	at Seahawks	P	0	0	0	0.0	0.0	0	0	0	0	0	0	0	0	0	0	0	0	0	0	0	0	0	0	0	L	7-31
11/07	Bills	P	0	0	0	0.0	0.0	0	0	0	0	0	0	0	0	0	0	0	0	0	0	0	0	0	0	0	W	9-6
11/14	at Colts	P	0	0	0	0.0	0.0	0	0	0	0	0	0	0	0	0	0	0	0	0	0	0	0	0	0	0	L	17-23
11/21	49ers	P	3	3	0	0.0	0.0	0	0	0	0	0	0	0	0	0	0	0	0	0	0	0	0	0	0	0	L	10-30
11/28	Falcons	P	0	0	0	0.0	0.0	0	0	0	0	0	0	0	0	0	0	0	0	0	0	0	0	0	0	0	L	14-21
12/05	at Rams	P	1	1	0	0.0	0.0	0	0	0	0	0	0	0	0	0	0	0	0	0	0	0	0	0	0	0	L	7-37
12/12	at Titans	P	0	0	0	0.0	0.0	0	0	0	0	0	0	0	0	0	0	0	0	0	0	0	0	0	0	0	L	0-20
12/19	Texans	P	1	1	0	0.0	0.0	0	0	0	0	0	0	0	0	0	0	0	0	0	0	0	0	0	0	0	L	16-30
12/26	at Jets	S	4	2	2	0.0	0.0	0	0	0	0	0	0	0	1	0	0	0	0	0	0	0	0	0	0	0	L	21-26
01/02	at Patriots	S	6	5	1	0.0	0.0	0	0	0	0	0	0	0	1	0	0	0	0	0	0	0	0	0	0	0	L	10-50
01/09	Colts	S	4	3	1	0.0	0.0	0	0	0	0	0	0	0	0	1	0	0	0	0	0	0	0	0	0	0	W	26-11
<b>2021 TOTALS</b>		<b>17-3</b>	<b>21</b>	<b>17</b>	<b>4</b>	<b>0.0</b>	<b>0.0</b>	<b>0</b>	<b>0</b>	<b>0</b>	<b>0</b>	<b>0</b>	<b>0</b>	<b>0</b>	<b>2</b>	<b>1</b>	<b>0</b>	<b>0</b>	<b>0</b>	<b>0</b>	<b>5</b>	<b>2</b>	<b>3</b>	<b>1</b>	<b>0</b>	<b>0</b>	<b>0</b>	<b>3-14</b>





# CHRIS CLAYBROOKS | 6

**POSITION:** CORNERBACK  
**HT:** 5-9 | **WT:** 180 | **DOB:** 7-17-1997  
**COLLEGE:** MEMPHIS  
**HOMETOWN:** NASHVILLE, TENN.  
**ACQ:** D7-'20  
**EXP:** 3rd YEAR

@ChrisClaybrooks  
 @huncho\_clay7

## KEY TRANSACTIONS

- Originally drafted by Jacksonville in the seventh round (223rd overall) in the 2020 draft

## PRO

### 2022 (Jaguars)

- 11/6 vs. L.V.:** Saw action on 12 special teams snaps
- 10/30 vs. DEN:** Saw action on special teams and recorded one special teams tackle
- 10/23 vs. NYG:** Saw action on special teams and recorded one special teams tackle
- 10/16 at IND:** Saw action on special teams and returned three kickoffs for 55 yards
- 10/9 vs. HOU:** Saw action on 11 special teams snaps and recorded one special teams tackle
- 10/2 at PHI:** Saw action on special teams and recorded one special teams tackle
- 9/25 at LAC:** Saw action on 13 special teams snaps
- 9/18 vs. IND:** Played 15 snaps on special teams
- 9/11 at WAS:** Saw action on special teams

### 2021 (Jaguars)

- Played in 16 games and had two starts... Recorded 22 total tackles and two passes defended
- 1/2 at N.E.:** Started at cornerback and led the team with nine total tackles (six solo) and two passes defended
- 10/10 vs. TEN:** Started at cornerback and recorded two solo tackles

### 2020 (Jaguars)

- Saw action in 13 games as a rookie, starting in four... Tallied 38 tackles (32 solo), and three passes defended... Also handled kickoff return duties, bringing back 12 returns for 289 yards (24.1 avg.)... Placed on injured reserve with a core muscle injury on Nov. 26... Activated from injured reserve on Dec. 19
- 10/11 at HOU:** Earned his first career start at cornerback and totaled five tackles and two passes defended
- 11/15 at G.B.:** Saw action at cornerback, making one tackle for loss, and on special teams, where he downed two punts inside the Packers' 5-yard line
- 11/22 vs. PIT:** Started at cornerback and posted a career-high nine tackles

## COLLEGE

- Transferred to Memphis after two seasons of junior college at Fort Scott Community College (2016) and Coahoma Community College (2017)
- Moved to defensive back after playing high school and junior college careers on offense
- With the Tigers, played in 21 games and posted 54 tackles and had nine multi-tackle games... Added five passes defended, two INTs, one forced fumble and 1.0 sack
- Also contributed on special teams, recording 11 kick returns for 338 yards and one TD
- Member of the Tiger 3.0 Club in the fall of 2018

## PERSONAL

- Member of the varsity squad all four years at McGavock (Nashville, Tenn.) High School
- Started career as a wide receiver and moved to running back
- Named to the 2014 All-City Team as selected by the Metro Nashville Football Coaches Association
- Also played basketball
- Son of Christena and Barry Claybrooks
- Has one son, Chris Claybrooks Jr.

## CHRIS CLAYBROOKS' NFL REGULAR SEASON DEFENSIVE STATISTICS

DATE	TEAM	GP	TACKLES								INTERCEPTIONS					O. FUMB					ST				MISC			
			GS	TK	S	A	TFL	YDS	SK	YDS	QBH	NO	YDS	LG	TD	PD	FF	FR	TD	YDS	TK	S	A	FF	FR	S	A	
2020	Jaguars	13	4	38	32	6	1	3	0.0	0.0	0	0	0	0	0	0	0	0	0	0	0	1	1	0	0	0	0	0
2021	Jaguars	16	2	22	13	9	0	0	0.0	0.0	0	0	0	0	2	0	0	0	0	0	0	7	4	3	0	1	0	0
2022	Jaguars	9	0	0	0	0	0	0	0.0	0.0	0	0	0	0	0	0	0	0	0	0	0	5	2	3	0	0	0	0
<b>NFL TOTALS</b>		<b>38</b>	<b>6</b>	<b>60</b>	<b>45</b>	<b>15</b>	<b>1</b>	<b>3</b>	<b>0.0</b>	<b>0.0</b>	<b>0</b>	<b>0</b>	<b>0</b>	<b>0</b>	<b>0</b>	<b>0</b>	<b>0</b>	<b>0</b>	<b>0</b>	<b>0</b>	<b>0</b>	<b>13</b>	<b>7</b>	<b>6</b>	<b>0</b>	<b>1</b>	<b>0</b>	<b>0</b>



**SINGLE-GAME HIGHS: DEFENSIVE**

**Total Tackles** 9 at New England Patriots, Jan 02, 2022  
 9 vs. Pittsburgh Steelers, Nov 22, 2020  
**Solo Tackles** 7 vs. Pittsburgh Steelers, Nov 22, 2020  
 6 at New England Patriots, Jan 02, 2022  
 ...2 more at 6.  
**Passes Defensed** 2 at New England Patriots, Jan 02, 2022  
 2 at Houston Texans, Oct 11, 2020

**Tackles For Loss** 1 at Green Bay Packers, Nov 15, 2020  
**Special Teams Tackles** 2 vs. Houston Texans, Oct 09, 2022  
 2 at New York Jets, Dec 26, 2021  
**Special Teams Fumble Recoveries** 1 vs. Atlanta Falcons, Nov 28, 2021

**2022 GAME-BY-GAME REGULAR-SEASON STATISTICS (JAGUARS)**

DATE	OPPONENT	P/S	TACKLES							INTERCEPTIONS					O. FUMB				ST				MISC		SCORE			
			TK	S	A	SK	YDS	TFL	YDS	QBH	NO	YDS	LG	TD	PD	FF	FR	TD	YDS	TK	S	A	FF	FR		S	A	W/L
09/11	at Commanders	P	0	0	0	0.0	0.0	0	0	0	0	0	0	0	0	0	0	0	0	0	0	0	0	0	0	0	L	22-28
09/18	Colts	P	0	0	0	0.0	0.0	0	0	0	0	0	0	0	0	0	0	0	0	0	0	0	0	0	0	0	W	24-0
09/25	at Chargers	P	0	0	0	0.0	0.0	0	0	0	0	0	0	0	0	0	0	0	0	0	0	0	0	0	0	0	W	38-10
10/02	at Eagles	P	0	0	0	0.0	0.0	0	0	0	0	0	0	0	0	0	0	0	0	0	0	0	0	0	0	0	L	21-29
10/09	Texans	P	0	0	0	0.0	0.0	0	0	0	0	0	0	0	0	0	0	0	0	0	0	0	0	0	0	0	L	6-13
10/16	at Colts	P	0	0	0	0.0	0.0	0	0	0	0	0	0	0	0	0	0	0	0	0	0	0	0	0	0	0	L	27-34
10/23	Giants	P	0	0	0	0.0	0.0	0	0	0	0	0	0	0	0	0	0	0	0	0	0	0	0	0	0	0	L	17-23
10/30	Broncos	P	0	0	0	0.0	0.0	0	0	0	0	0	0	0	0	0	0	0	0	0	0	0	0	0	0	0	L	17-21
11/06	Raiders	P	0	0	0	0.0	0.0	0	0	0	0	0	0	0	0	0	0	0	0	0	0	0	0	0	0	0	W	27-20
<b>2022 TOTALS</b>			<b>9-0</b>	<b>0</b>	<b>0</b>	<b>0</b>	<b>0.0</b>	<b>0.0</b>	<b>0</b>	<b>0</b>	<b>0</b>	<b>0</b>	<b>0</b>	<b>0</b>	<b>0</b>	<b>0</b>	<b>0</b>	<b>0</b>	<b>0</b>	<b>0</b>	<b>0</b>	<b>0</b>	<b>0</b>	<b>0</b>	<b>0</b>	<b>0</b>	<b>3-6</b>	

**2021 GAME-BY-GAME REGULAR-SEASON STATISTICS (JAGUARS)**

DATE	OPPONENT	P/S	TACKLES							INTERCEPTIONS					O. FUMB				ST				MISC		SCORE			
			TK	S	A	SK	YDS	TFL	YDS	QBH	NO	YDS	LG	TD	PD	FF	FR	TD	YDS	TK	S	A	FF	FR		S	A	W/L/T
09/12	at Texans	P	1	0	1	0.0	0.0	0	0	0	0	0	0	0	0	0	0	0	0	0	0	0	0	0	0	0	L	21-37
09/19	Broncos	P	4	2	2	0.0	0.0	0	0	0	0	0	0	0	0	0	0	0	0	0	0	0	0	0	0	0	L	13-23
09/26	Cardinals	P	4	1	3	0.0	0.0	0	0	0	0	0	0	0	0	0	0	0	0	0	0	0	0	0	0	0	L	19-31
09/30	at Bengals	P	0	0	0	0.0	0.0	0	0	0	0	0	0	0	0	0	0	0	0	0	0	0	0	0	0	0	L	21-24
10/10	Titans	S	2	2	0	0.0	0.0	0	0	0	0	0	0	0	0	0	0	0	0	0	0	0	0	0	0	0	L	19-37
10/17	Dolphins	P	0	0	0	0.0	0.0	0	0	0	0	0	0	0	0	0	0	0	0	0	0	0	0	0	0	0	W	23-20
10/31	at Seahawks																									L	7-31	
11/07	Bills	P	0	0	0	0.0	0.0	0	0	0	0	0	0	0	0	0	0	0	0	0	0	0	0	0	0	0	W	9-6
11/14	at Colts	P	0	0	0	0.0	0.0	0	0	0	0	0	0	0	0	0	0	0	0	0	0	0	0	0	0	0	L	17-23
11/21	49ers	P	0	0	0	0.0	0.0	0	0	0	0	0	0	0	0	0	0	0	0	0	0	0	0	0	0	0	L	10-30
11/28	Falcons	P	0	0	0	0.0	0.0	0	0	0	0	0	0	0	0	0	0	0	0	0	0	0	0	0	0	0	L	14-21
12/05	at Rams	P	2	2	0	0.0	0.0	0	0	0	0	0	0	0	0	0	0	0	0	0	0	0	0	0	0	0	L	7-37
12/12	at Titans	P	0	0	0	0.0	0.0	0	0	0	0	0	0	0	0	0	0	0	0	0	0	0	0	0	0	0	L	0-20
12/19	Texans	P	0	0	0	0.0	0.0	0	0	0	0	0	0	0	0	0	0	0	0	0	0	0	0	0	0	0	L	16-30
12/26	at Jets	P	0	0	0	0.0	0.0	0	0	0	0	0	0	0	0	0	0	0	0	0	0	0	0	0	0	0	L	21-26
01/02	at Patriots	S	9	6	3	0.0	0.0	0	0	0	0	0	0	0	0	0	0	0	0	0	0	0	0	0	0	0	L	10-50
01/09	Colts	P	0	0	0	0.0	0.0	0	0	0	0	0	0	0	0	0	0	0	0	0	0	0	0	0	0	0	W	26-11
<b>2021 TOTALS</b>			<b>16-2</b>	<b>22</b>	<b>13</b>	<b>9</b>	<b>0.0</b>	<b>0.0</b>	<b>0</b>	<b>0</b>	<b>0</b>	<b>0</b>	<b>0</b>	<b>0</b>	<b>0</b>	<b>0</b>	<b>0</b>	<b>0</b>	<b>0</b>	<b>0</b>	<b>0</b>	<b>0</b>	<b>0</b>	<b>0</b>	<b>0</b>	<b>0</b>	<b>3-14</b>	





# SNOOP CONNER | 24

**POSITION:** RUNNING BACK  
**HT:** 5-10 | **WT:** 222 | **DOB:** 8-1-2000  
**COLLEGE:** MISSISSIPPI  
**HOMETOWN:** HATTIESBURG, MISS.  
**ACQ:** D5-'22  
**EXP:** R

@IAMSNOOPP

## KEY TRANSACTIONS

- Originally drafted by Jacksonville in the fifth round (154th overall) in the 2022 draft

## PRO

### 2022 (Jaguars)

- 11/6 vs. L.V.: Saw action at running back
- 10/30 vs. DEN: Saw action at running back
- 10/23 vs. NYG: Inactive
- 10/16 at IND: Inactive
- 10/9 vs. HOU: Inactive
- 10/2 at PHI: Inactive
- 9/25 at LAC: Inactive
- 9/18 vs. IND: Inactive
- 9/11 at WAS: Inactive

## COLLEGE

- Finished his junior season with 647 rushing yards on 130 attempts... Ranked third in the SEC and No. 24 nationally with 13 rushing touchdowns... His 13 rushing TDs rank fifth all-time by a Rebel during a single season... Also hauled in 14 catches for 82 yards during the 2021 campaign
- Appeared in all 10 games during his sophomore campaign, including one start at running back... Finished third on the team with 93 carries for 421 yards and eight touchdowns
- Played in 12 games as a true freshman... Carried the ball 81 times for 512 yards and five touchdowns... Averaged 6.3 yards per carry with a long of 84 yards

## PERSONAL

- Son of JD Conner and Michelle Cole
- Full name is Jarod Devon Conner
- Integrated marketing communications major
- Has a french bulldog named Cali and a pocket bully named Chino

### SNOOP CONNER'S NFL REGULAR SEASON RUSHING/RECEIVING STATISTICS

DATE	TEAM	RUSHING							RECEIVING				
		GP	GS	NO.	YDS.	AVG.	LG	TD	NO.	YDS.	AVG.	LG	TD
2022	Jaguars	2	0	0	0	0.0	0	0	0	0	0.0	0	0
<b>NFL TOTALS</b>		<b>2</b>	<b>0</b>	<b>0</b>	<b>0</b>	<b>0.0</b>	<b>0</b>	<b>0</b>	<b>0</b>	<b>0</b>	<b>0.0</b>	<b>0</b>	<b>0</b>

### SNOOP CONNER'S NFL REGULAR SEASON RETURN STATISTICS

DATE	TEAM	KICKOFF RETURNS					PUNT RETURNS					
		RET.	YDS.	AVG.	LG	TD	NO.	FC	YDS.	AVG.	LG	TD
2022	Jaguars	0	0	0.0	0	0	0	0	0	0.0	0	0
<b>NFL TOTALS</b>		<b>0</b>	<b>0</b>	<b>0.0</b>	<b>0</b>	<b>0</b>	<b>0</b>	<b>0</b>	<b>0</b>	<b>0.0</b>	<b>0</b>	<b>0</b>

### 2022 GAME-BY-GAME REGULAR-SEASON STATISTICS (JAGUARS)

DATE	OPPONENT	P/S	RUSHING					RECEIVING					W/L	SCORE
			NO.	YDS.	AVG.	LG	TD	NO.	YDS.	AVG.	LG	TD		
09/11	at Commanders												L	22-28
09/18	Colts												W	24-0
09/25	at Chargers												W	38-10
10/02	at Eagles												L	21-29
10/09	Texans												L	6-13
10/16	at Colts												L	27-34
10/23	Giants												L	17-23
10/30	Broncos	P	0	0	0.0	0	0	0	0	0.0	0	0	L	17-21
11/06	Raiders	P	0	0	0.0	0	0	0	0	0.0	0	0	W	27-20
<b>2022 TOTALS</b>		<b>2-0</b>	<b>0</b>	<b>0</b>	<b>0.0</b>	<b>0</b>	<b>0</b>	<b>0</b>	<b>0</b>	<b>0.0</b>	<b>0</b>	<b>0</b>	<b>3-6</b>	





# LOGAN COOKE | 9

POSITION: PUNTER

HT: 6-5 | WT: 230 | DOB: 7-28-1995

COLLEGE: MISSISSIPPI STATE

HOMETOWN: DARBUN, MISS.

ACQ: D7B-'18

EXP: 5th YEAR

 @LoganCooke2

 @logancooke9

## KEY TRANSACTIONS

- Originally drafted by Jacksonville in the seventh round (147th overall) of the 2018 draft

## PRO

- Since net punting average began being tracked in 1976, Cooke's career 43.2 net punting average is the highest in NFL history (min. 250 punts).

### 2022 (Jaguars)

- Was voted a captain for the 2022 season
- 11/6 vs. L.V.:** Punted three times for 163 yards with a long of 60 yards
- 10/30 vs. DEN:** Punted six times for a total of 287 yards with a long of 63 yards... Four punts were downed inside the 20
- 10/23 vs. NYG:** Punted twice for 106 yards with a long of 57 yards
- 10/16 at IND:** Punted three times for a total of 151 yards with a long of 61 yards... One punt was downed inside the 20
- 10/9 vs. HOU:** Punted three times for a total of 159 yards with a long of 62 yards... One punt was downed inside the 20
- 10/2 at PHI:** Punted three times for 160 yards with a long of 61 yards... Cooke's net average of 52.7 was the best in the NFL in Week 4
- 9/25 at LAC:** Punted one time for 56 yards... His lone punt was downed inside the 20
- 9/18 vs. IND:** Punted for 228 yards on five punts, the longest being 55 yards, with one punt downed inside the 20
- 9/11 at WAS:** Punted three times for 150 yards with the longest being 61 yards, with one punt downed inside the 20

### 2021 (Jaguars)

- Handled the punting duties in 15 games and punted 64 times for a net average of 43.6 and a gross average of 47.3... He also placed 28 punts inside the 20
- 12/5 at LAR:** Punted five times for 247 yards placing all five of his punts inside the 20... Cooke's net average of 49.4 was the third-highest in a single game in his career... Had a 68-yard punt downed on the 1-yard line
- 11/28 vs. ATL:** Punted three times for 130 yards, placing two of his three punts inside the 20... Cooke became the fourth punter in franchise history to down at least 100 punts inside the 20
- 9/12 at HOU:** Punted six times for 297 yards... Cooke's net punting average of 46.7 was the best among all punters in the NFL in Week 1

### 2020 (Jaguars)

- Handled the team's punting duties in 14 games, punting 56 times for a gross punting average of 47.7, the second-highest season average in franchise history... His 43.4 net punting average was the third-highest in the AFC and is also the second-highest season average in franchise history
- 9/24 vs. MIA:** Punted three times for 157 yards, including a 63-yard punt
- 10/11 at HOU:** Punted three times for 143 yards (44.7 net avg.) which were all downed inside the 20
- 11/22 vs. PIT:** Punted six times for 324 yards (54.0 gross avg. and 47.5 net avg.) and placed one punt inside the 20... Had a season-long 67-yard punt

### 2019 (Jaguars)

- Finished the season with career-highs in gross punting average (46.8) and net punting average (44.5)... His 44.5 net punting average led all NFL punters (min. 10 punts) and set a new franchise record... Completed two passes for 16 yards
- 12/15 at OAK:** Punted five times for 248 yards (49.6 gross avg.), including two punts inside the 20 and a season-long punt of 66 yards
- 12/22 at ATL:** Punted five times for 254 yards (50.8 gross avg.), including one downed inside the 20... Completed one pass for 7 yards to S Cody Davis on a fake punt that resulted in a first down in the second quarter

### 2018 (Jaguars)

- Downed 37 punts inside the 20, a franchise record and the third-most in the NFL... Punted 86 times, placing 43.0 percent of his punts inside the 20, the highest mark by a rookie in franchise history

## COLLEGE

- Appeared in 45 career games serving as the primary punter his last three years and the primary kickoff specialist as a senior and freshman
- Averaged 41.7 yards per punt during his career, which ranked seventh in school history
- Thirty Five of his 150 punts traveled more than 50 yards, and 60 were pinned inside the 20

## PERSONAL

- Married the former Mary Menger Jones in February 2020, the couple has one son named Cooper born in 2021
- Attended Columbia (Miss.) Academy
- All-state punter tallied 24 punts for an average of 44.2 yards in his senior season, while also seeing action at wide receiver and defensive back
- Avid hunter and fisherman, who also owns an outdoorsman company that specializes in turkey calls
- Involved with the Catch-A-Dream Foundation, which takes children with life-threatening illnesses on hunting and fishing adventures of a lifetime
- After he and wife learned of the limitations Kenyans have to clean water, they partnered with Zoe Ministries in the summer of 2021 to help fund the drilling of a water well in a remote village on the Kenya-Uganda border



**LOGAN COOKE'S NFL REGULAR SEASON PUNTING STATISTICS**

DATE	TEAM	GP	NO.	YDS.	AVG.	OPP. RET.	YDS.	NET YDS.	AVG.	TB	IN20	LG	BK
2018	Jaguars	16	86	3,872	45.0	36	184	3,548	41.3	7	37	72	0
2019	Jaguars	16	75	3,507	46.8	24	127	3,340	44.5	2	25	66	0
2020	Jaguars	14	56	2,669	47.7	21	148	2,421	43.2	5	19	67	0
2021	Jaguars	15	64	3,026	47.3	21	173	2,833	43.6	1	28	68	1
2022	Jaguars	9	29	1,460	50.3	19	134	1,286	44.3	2	9	63	0
<b>NFL TOTALS</b>		<b>70</b>	<b>310</b>	<b>14,534</b>	<b>46.9</b>	<b>121</b>	<b>766</b>	<b>13,428</b>	<b>43.2</b>	<b>17</b>	<b>118</b>	<b>72</b>	<b>1</b>

**SINGLE-GAME HIGHS: PUNTER**

<b>Punts</b>	9 at Houston Texans, Dec 30, 2018 9 vs. Pittsburgh Steelers, Nov 18, 2018	<b>Inside the 20</b>	5 at Los Angeles Rams, Dec 05, 2021 5 at Indianapolis Colts, Nov 14, 2021
<b>Gross Punting Yards</b>	449 at Houston Texans, Dec 30, 2018 415 vs. Pittsburgh Steelers, Nov 18, 2018	<b>Pass Attempts</b>	1 at Atlanta Falcons, Dec 22, 2019 1 vs. Los Angeles Chargers, Dec 08, 2019 ...1 more at 1.
<b>Gross Punting Avg</b>	56.8 vs. Denver Broncos, Sep 19, 2021 54.3 vs. Las Vegas Raiders, Nov 06, 2022	<b>Pass Completions</b>	1 at Atlanta Falcons, Dec 22, 2019 1 vs. Los Angeles Chargers, Dec 08, 2019 ...1 more at 1.
<b>Net Punting Yards</b>	393 at Houston Texans, Dec 30, 2018 342 vs. Pittsburgh Steelers, Nov 18, 2018	<b>Yards Passing</b>	9 vs. Los Angeles Chargers, Dec 08, 2019 7 at Atlanta Falcons, Dec 22, 2019
<b>Net Punting Avg</b>	52.7 at Philadelphia Eagles, Oct 02, 2022 50.2 vs. Washington Redskins, Dec 16, 2018	<b>Special Teams Tackles</b>	1 vs. Houston Texans, Dec 19, 2021 1 vs. Arizona Cardinals, Sep 26, 2021 ...1 more at 1.
<b>Longest Punts</b>	72 vs. Washington Redskins, Dec 16, 2018 68 at Los Angeles Rams, Dec 05, 2021		

**2022 GAME-BY-GAME REGULAR-SEASON STATISTICS (JAGUARS)**

DATE	OPPONENT		NO.	YDS.	AVG.	OPP. RET.	YDS.	NET YDS.	AVG	TB	IN20	LG	BK	W/L	SCORE
09/11	at Commanders	P	3	150	50.0	2	22	128	42.7	0	1	61	0	L	22-28
09/18	Colts	P	5	228	45.6	3	19	189	37.8	1	1	55	0	W	24-0
09/25	at Chargers	P	1	56	56.0	1	6	50	50.0	0	1	56	0	W	38-10
10/02	at Eagles	P	3	160	53.3	1	2	158	52.7	0	0	61	0	L	21-29
10/09	Texans	P	3	159	53.0	2	13	146	48.7	0	1	62	0	L	6-13
10/16	at Colts	P	3	151	50.3	2	19	132	44.0	0	1	61	0	L	27-34
10/23	Giants	P	2	106	53.0	1	2	104	52.0	0	0	57	0	L	17-23
10/30	Broncos	P	6	287	47.8	4	22	245	40.8	1	4	63	0	L	17-21
11/06	Raiders	P	3	163	54.3	3	29	134	44.7	0	0	60	0	W	27-20
<b>2022 TOTALS</b>			<b>9</b>	<b>29</b>	<b>1,460</b>	<b>50.3</b>	<b>19</b>	<b>134</b>	<b>1,286</b>	<b>44.3</b>	<b>2</b>	<b>9</b>	<b>63</b>	<b>0</b>	<b>3-6</b>

**2021 GAME-BY-GAME REGULAR-SEASON STATISTICS (JAGUARS)**

DATE	OPPONENT		NO.	YDS.	AVG.	OPP. RET.	YDS.	NET YDS.	AVG	TB	IN20	LG	BK	W/L	SCORE
09/12	at Texans	P	6	297	49.5	3	17	280	46.7	0	1	58	0	L	21-37
09/19	Broncos	P	4	227	56.8	2	29	198	49.5	0	1	64	0	L	13-23
09/26	Cardinals	P	6	289	48.2	2	27	262	43.7	0	3	56	0	L	19-31
09/30	at Bengals	P	4	183	45.8	2	9	174	43.5	0	3	57	0	L	21-24
10/10	Titans	P	2	80	40.0	0	0	80	40.0	0	0	42	0	L	19-37
10/17	Dolphins	P	4	152	38.0	0	0	152	38.0	0	1	45	0	W	23-20
10/31	at Seahawks	P	4	195	48.8	1	20	155	38.8	1	0	54	0	L	7-31
11/07	Bills	P	4	180	45.0	1	0	180	45.0	0	1	53	0	W	9-6
11/14	at Colts	P	7	332	47.4	1	11	321	40.1	0	5	59	1	L	17-23
11/21	49ers	P	4	193	48.3	1	1	192	48.0	0	2	52	0	L	10-30
11/28	Falcons	P	3	130	43.3	1	3	127	42.3	0	2	44	0	L	14-21
12/05	at Rams	P	5	247	49.4	0	0	247	49.4	0	5	68	0	L	7-37
12/12	at Titans	P	5	225	45.0	3	13	212	42.4	0	3	54	0	L	0-20
12/19	Texans	P	5	237	47.4	3	31	206	41.2	0	1	54	0	L	16-30
12/26	at Jets	P	1	59	59.0	1	12	47	47.0	0	0	59	0	L	21-26
01/02	at Patriots													L	10-50
01/09	Colts													W	26-11
<b>2021 TOTALS</b>			<b>15</b>	<b>64</b>	<b>3,026</b>	<b>47.3</b>	<b>21</b>	<b>173</b>	<b>2,833</b>	<b>43.6</b>	<b>1</b>	<b>28</b>	<b>68</b>	<b>1</b>	<b>3-14</b>





# DE'SHAAN DIXON | 47

**POSITION:** OUTSIDE LINEBACKER  
**HT:** 6-4 | **WT:** 247 | **DOB:** 12-16-1998  
**COLLEGE:** NORFOLK STATE  
**HOMETOWN:** CHESAPEAKE, VA.  
**ACQ:** FA-'22  
**EXP:** R

@thenames18  
 @deshaan\_dixon

## KEY TRANSACTIONS

- Originally signed by Jacksonville as a rookie free agent on 5/2/22

## PRO

### 2022 (Jaguars)

- 11/6 vs. L.V.:** Inactive
- 10/30 vs. DEN:** Saw action on special teams
- 10/23 vs. NYG:** Saw action on defense and recorded one tackle and saw action on special teams
- 10/16 at IND:** Inactive
- 10/9 vs. HOU:** Inactive
- 10/2 at PHI:** Saw action on defense in his regular season NFL debut
- 9/25 at LAC:** Inactive
- 9/18 vs. IND:** Inactive
- 9/11 at WAS:** Inactive

## COLLEGE

- Saw action in eight games as a freshman in 2017... Registered eight tackles, one sack, two pass breakups and a fumble recovery
- Played in all 11 games in his second season with four starts.... Totaled 31 tackles, one for loss, with one pass deflection and three quarterback hurries on the year
- Became an All-MEAC third-team selection in his junior season... Led all Spartan defensive linemen with 61 total tackles ... Also posted seven tackles for loss, including 4.5 sacks and a team-leading seven quarterback hurries... Broke up three passes and recovered one fumble
- Appeared in 11 games in 2021 and tallied a career-high 9.0 sacks... Also added 54 total tackles and one forced fumble

## PERSONAL

- Majored in sociology
- Finished his senior year of high school with 52 tackles, 18 tackles for loss, nine sacks and 23 quarterback hurries
- Has three dogs named Jackson, Dixon, and Lofton


### DE'SHAAN DIXON'S NFL REGULAR SEASON DEFENSIVE STATISTICS

DATE	TEAM	GP	TACKLES										INTERCEPTIONS						O. FUMB				ST				MISC	
			GS	TK	S	A	TFL	YDS	SK	YDS	QBH	NO	YDS	LG	TD	PD	FF	FR	TD	YDS	TK	S	A	FF	FR	S	A	
2022	Jaguars	3	0	1	0	1	0	0	0.0	0.0	0	0	0	0	0	0	0	0	0	0	0	0	0	0	0	0	0	0
<b>NFL TOTALS</b>		<b>3</b>	<b>0</b>	<b>1</b>	<b>0</b>	<b>1</b>	<b>0</b>	<b>0</b>	<b>0.0</b>	<b>0.0</b>	<b>0</b>	<b>0</b>	<b>0</b>	<b>0</b>	<b>0</b>	<b>0</b>	<b>0</b>	<b>0</b>	<b>0</b>	<b>0</b>	<b>0</b>	<b>0</b>	<b>0</b>	<b>0</b>	<b>0</b>	<b>0</b>	<b>0</b>	

### 2022 GAME-BY-GAME REGULAR-SEASON STATISTICS (JAGUARS)

DATE	OPPONENT	P/S	TACKLES										INTERCEPTIONS						O. FUMB				ST				MISC	
			TK	S	A	SK	YDS	TFL	YDS	QBH	NO	YDS	LG	TD	PD	FF	FR	TD	YDS	TK	S	A	FF	FR	S	A	W/L	SCORE
09/11	at Commanders																										L	22-28
09/18	Colts																										W	24-0
09/25	at Chargers																										W	38-10
10/02	at Eagles	P	0	0	0	0.0	0.0	0	0	0	0	0	0	0	0	0	0	0	0	0	0	0	0	0	0	0	L	21-29
10/09	Texans																										L	6-13
10/16	at Colts																										L	27-34
10/23	Giants	P	1	0	1	0.0	0.0	0	0	0	0	0	0	0	0	0	0	0	0	0	0	0	0	0	0	0	L	17-23
10/30	Broncos	P	0	0	0	0.0	0.0	0	0	0	0	0	0	0	0	0	0	0	0	0	0	0	0	0	0	0	L	17-21
11/06	Raiders																										W	27-20
<b>2022 TOTALS</b>		<b>3-0</b>	<b>1</b>	<b>0</b>	<b>1</b>	<b>0.0</b>	<b>0.0</b>	<b>0</b>	<b>0</b>	<b>0</b>	<b>0</b>	<b>0</b>	<b>0</b>	<b>0</b>	<b>0</b>	<b>0</b>	<b>0</b>	<b>0</b>	<b>0</b>	<b>0</b>	<b>0</b>	<b>0</b>	<b>0</b>	<b>0</b>	<b>0</b>	<b>0</b>	<b>0</b>	<b>3-6</b>





# EVAN ENGRAM | 17

POSITION: TIGHT END


HT: 6-3 | WT: 240 | DOB: 9-2-1994


COLLEGE: OLE MISS

HOMETOWN: POWDER SPRINGS, GA.

ACQ: UFA (NYG)-'22

EXP: 6th YEAR

 @eazyengram

 @eazyengram

## KEY TRANSACTIONS

- Originally drafted by the New York Giants in the first round (23rd overall) in the 2017 draft
- Signed by Jacksonville as an unrestricted free agent on 3/16/22

## PRO

### 2022 (Jaguars)

- **11/6 vs. L.V.:** Saw action at tight end and caught one pass for 8 yards
- **10/30 vs. DEN:** Started at tight end and caught four passes for a team-high 55 yards and one touchdown marking his first touchdown as a Jaguar
- **10/23 vs. NYG:** Started at tight end and caught four passes for 67 yards
- **10/16 at IND:** Started at tight end and surpassed 3,000 receiving yards for his career, catching five passes for 40 yards
- **10/9 vs. HOU:** Was named the Jaguars honorary sixth captain... Started at tight end and caught six passes for 69 yards
- **10/2 at PHI:** Recorded one reception for 16 yards
- **9/25 at LAC:** Started at tight end and recorded one reception for 9 yards
- **9/18 vs. IND:** Recorded a team-high seven receptions for 46 yards
- **9/11 at WAS:** Recorded four receptions for 28 yards

### 2021 (Giants)

- Appeared in 15 games and posted 46 catches for 408 yards and three TDs
- **11/7 vs L.V.:** Recorded three receptions for 38 yards and one TD

### 2020 (Giants)

- Selected to his first Pro Bowl
- Finished the season with 63 receptions for 654 yards and one TD
- **11/8 at WAS:** Recorded five receptions for 48 yards and one TD

### 2019 (Giants)

- Appeared in eight games with six starts and posted 44 receptions for 467 yards and three TDs
- **9/8 at DAL:** Caught 11 passes for 116 yards and one TD

### 2018 (Giants)

- Finished the season with 45 receptions for 577 yards and three TDs
- **12/30 vs. DAL:** Recorded five receptions for 81 yards and one TD

### 2017 (Giants)

- Recorded the fifth most receptions (64) and receiving yards (722) by a rookie in franchise history... He also had the seventh most touchdown receptions (6) by a rookie in franchise history
- **12/3 at OAK:** Posted seven receptions for 99 yards and one TD

## COLLEGE

- All-time Ole Miss leader in receptions (162), receiving yards (2,320) and TD catches (15) by a tight end
- First player in school history to earn All-SEC honors four times
- Ended his career as nation's leader among active TEs in career receiving yards
- Among all Rebels, ranks fourth in career receptions, fifth in receiving yards and tied for sixth in TD catches
- Two-year team captain and started in 42 of 45 games played in his Rebel career

## PERSONAL

- Sister, Mackenzie, played basketball at Georgia and was named Second Team All-SEC in her senior season (2017-18)
- Son of Michelle Zelina and Derrick Engram
- Made U.M.A.A. Honor Roll for Fall 2014
- Integrated marketing communications major
- Favorite musical artist is Drake
- In June of 2022, traveled to England to participate in An Evening With Jaguars Stars, an event hosted by Sky Sports' Neil Reynolds, as a player panelist in London and Manchester





**EVAN ENGRAM'S NFL REGULAR SEASON RUSHING/RECEIVING STATISTICS**

DATE	TEAM	RECEIVING							RUSHING				
		GP	GS	NO.	YDS.	AVG.	LG	TD	NO.	YDS.	AVG.	LG	TD
2017	Giants	15	11	64	722	11.3	35	6	1	14	14.0	14	0
2018	Giants	11	8	45	577	12.8	54	3	3	36	12.0	14	0
2019	Giants	8	6	44	467	10.6	75t	3	3	7	2.3	5	0
2020	Giants	16	14	63	654	10.4	53	1	6	26	4.3	9	1
2021	Giants	15	12	46	408	8.9	30t	3	1	-3	-3.0	-3	0
2022	Jaguars	9	7	33	338	10.2	28	1	1	0	0.0	0	0
<b>NFL TOTALS</b>		<b>74</b>	<b>58</b>	<b>295</b>	<b>3,166</b>	<b>10.7</b>	<b>75T</b>	<b>17</b>	<b>15</b>	<b>80</b>	<b>5.3</b>	<b>14</b>	<b>1</b>

**SINGLE-GAME HIGHS: RUSHING/RECEIVING**

<b>Rush Attempts</b>	2 at Philadelphia Eagles, Oct 22, 2020 2 at Dallas Cowboys, Oct 11, 2020 ...2 more at 2.	<b>Receiving Average</b>	25.7 at Washington Redskins, Dec 09, 2018 21.5 at Cincinnati Bengals, Nov 29, 2020
<b>Rushing Yards</b>	26 at Indianapolis Colts, Dec 23, 2018 14 vs. Philadelphia Eagles, Dec 17, 2017	<b>Longest Receptions</b>	75t at Tampa Bay Buccaneers, Sep 22, 2019 54 vs. Tampa Bay Buccaneers, Nov 18, 2018
<b>Longest Runs</b>	14 at Indianapolis Colts, Dec 23, 2018 14 vs. Philadelphia Eagles, Dec 17, 2017	<b>Receiving TDs</b>	1 vs. Denver Broncos, Oct 30, 2022 1 at Philadelphia Eagles, Dec 26, 2021 ...15 more at 1.
<b>Rushing TDs</b>	1 at Dallas Cowboys, Oct 11, 2020	<b>All-Purpose Yards</b>	129 at Cincinnati Bengals, Nov 29, 2020 116 at Dallas Cowboys, Sep 08, 2019
<b>Receptions</b>	11 at Dallas Cowboys, Sep 08, 2019 8 vs. Tennessee Titans, Dec 16, 2018 ...1 more at 8.	<b>Most TDs</b>	1 vs. Denver Broncos, Oct 30, 2022 1 at Philadelphia Eagles, Dec 26, 2021 ...16 more at 1.
<b>Receiving Yards</b>	129 at Cincinnati Bengals, Nov 29, 2020 116 at Dallas Cowboys, Sep 08, 2019	<b>Miscellaneous Tackles</b>	1 at Dallas Cowboys, Oct 10, 2021 1 at Los Angeles Rams, Oct 04, 2020 ...3 more at 1.

**100-YARD RECEIVING GAMES (3): REGULAR SEASON**

DATE	TEAM	NO.	YDS.	AVG.	LG	TD
09/08/19	at Cowboys	11	116	10.5	22	1
09/22/19	at Buccaneers	6	113	18.8	75t	1
11/29/20	at Bengals	6	129	21.5	53	0

**2022 GAME-BY-GAME REGULAR-SEASON STATISTICS (JAGUARS)**

DATE	OPPONENT	P/S	RECEIVING					RUSHING					W/L	SCORE
			NO.	YDS.	AVG.	LG	TD	NO.	YDS.	AVG.	LG	TD		
09/11	at Commanders	S	4	28	7.0	11	0	0	0	0.0	0	0	L	22-28
09/18	Colts	S	7	46	6.6	12	0	0	0	0.0	0	0	W	24-0
09/25	at Chargers	S	1	9	9.0	9	0	1	0	0.0	0	0	W	38-10
10/02	at Eagles	P	1	16	16.0	16	0	0	0	0.0	0	0	L	21-29
10/09	Texans	S	6	69	11.5	28	0	0	0	0.0	0	0	L	6-13
10/16	at Colts	S	5	40	8.0	16	0	0	0	0.0	0	0	L	27-34
10/23	Giants	S	4	67	16.8	28	0	0	0	0.0	0	0	L	17-23
10/30	Broncos	S	4	55	13.8	22t	1	0	0	0.0	0	0	L	17-21
11/06	Raiders	P	1	8	8.0	8	0	0	0	0.0	0	0	W	27-20
<b>2022 TOTALS</b>		<b>9-7</b>	<b>33</b>	<b>338</b>	<b>10.2</b>	<b>28</b>	<b>1</b>	<b>1</b>	<b>0</b>	<b>0.0</b>	<b>0</b>	<b>0</b>	<b>3-6</b>	

**2021 GAME-BY-GAME REGULAR-SEASON STATISTICS (GIANTS)**

DATE	OPPONENT	P/S	RECEIVING					RUSHING					W/L	SCORE
			NO.	YDS.	AVG.	LG	TD	NO.	YDS.	AVG.	LG	TD		
09/12	Broncos												L	13-27
09/16	at Football Team												L	29-30
09/26	Falcons	S	2	21	10.5	13	0	0	0	0.0	0	0	L	14-17
10/03	at Saints	P	5	27	5.4	8	0	1	-3	-3.0	-3	0	W	27-21+
10/10	at Cowboys	S	4	55	13.8	18	0	0	0	0.0	0	0	L	20-44
10/17	Rams	S	3	24	8.0	11	0	0	0	0.0	0	0	L	11-38
10/24	Panthers	S	6	44	7.3	18	0	0	0	0.0	0	0	W	25-3
11/01	at Chiefs	S	3	15	5.0	7	1	0	0	0.0	0	0	L	17-20
11/07	Raiders	S	3	38	12.7	30t	1	0	0	0.0	0	0	W	23-16
11/22	at Buccaneers	S	2	12	6.0	9	0	0	0	0.0	0	0	L	10-30
11/28	Eagles	S	3	37	12.3	20	0	0	0	0.0	0	0	W	13-7
12/05	at Dolphins	S	4	61	15.3	18	0	0	0	0.0	0	0	L	9-20
12/12	at Chargers	S	1	8	8.0	8	0	0	0	0.0	0	0	L	21-37
12/19	Cowboys	P	4	33	8.3	15	0	0	0	0.0	0	0	L	6-21
12/26	at Eagles	P	4	17	4.3	9t	1	0	0	0.0	0	0	L	10-34
01/02	at Bears	S	1	12	12.0	12	0	0	0	0.0	0	0	L	3-29
01/09	Football Team	S	1	4	4.0	4	0	0	0	0.0	0	0	L	7-22
<b>2021 TOTALS</b>		<b>15-12</b>	<b>46</b>	<b>408</b>	<b>8.9</b>	<b>30T</b>	<b>3</b>	<b>1</b>	<b>-3</b>	<b>-3.0</b>	<b>-3</b>	<b>0</b>	<b>4-13</b>	

+ - Overtime





# TRAVIS ETIENNE JR. | 1

**POSITION:** RUNNING BACK  
**HT:** 5-10 | **WT:** 215 | **DOB:** 1-26-1999  
**COLLEGE:** CLEMSON  
**HOMETOWN:** JENNINGS, LA.  
**ACQ:** D1-'21  
**EXP:** 2nd YEAR

@swaggy\_t1  
 @t.etiennejr

## KEY TRANSACTIONS

- Originally drafted by Jacksonville in the first round (25th overall) in the 2021 draft

## PRO

### 2022 (Jaguars)

- 11/6 vs. L.V.:** Started at running back and rushed for 109 yards and two touchdowns on 28 attempts... Caught two passes for 17 yards... Etienne joined Fred Taylor (twice) as the only players in team history to record three consecutive games with at least 100 rushing yards and one TD
- 10/30 vs. DEN:** Started at running back and rushed for a career-high 156 yards and one touchdown on 24 attempts
- 10/23 vs. NYG:** Started at running back and rushed for 114 yards on 14 carries and one touchdown and caught one pass for five yards... Etienne Jr. also recorded a two-point conversion, which marked the first time the Jaguars scored eight points on their opening drive in franchise history (courtesy of Elias Sports)
- 10/16 at IND:** Started at running back and rushed for a career-high 86 yards on 10 carries (8.6 yards per carry) and caught two passes for 22 yards, totaling 108 scrimmage yards
- 10/9 vs. HOU:** Rushed for 71 yards on 10 attempts and caught three passes for 43 yards... Totaled 114 scrimmage yards and surpassed 100 scrimmage yards for the first time in his career
- 10/2 at PHI:** Rushed for a team-high 32 yards on eight carries
- 9/25 at LAC:** Rushed for 45 yards on 13 attempts and recorded three receptions for 30 yards
- 9/18 vs. IND:** In his regular season home debut, rushed for 20 yards on nine attempts and caught three passes for 33 yards
- 9/11 at WAS:** Tallied 65 scrimmage yards (47 rushing and 18 receiving), marking the sixth-most of any Jaguars player in their NFL debut

### 2021 (Jaguars)

- Missed the 2021 season with a foot injury suffered on 8/14 against New Orleans

## COLLEGE

- Rushed 686 times for 4,952 yards with 70 rushing touchdowns and caught 102 passes for 1,155 yards and eight receiving TDs
- NCAA FBS record holder for most career games scoring a touchdown (46 of 55 career games) and is the ACC career record-holder for rushing yards (4,952), total touchdowns (78), rushing touchdowns (70) and points (468)
- Named ACC Offensive Player of the Year in 2018 and 2019
- Finished his career ranked No. 1 in ACC history in both rushing yards (4,952) and rushing touchdowns (70)
- Part of a senior class that helped Clemson to four ACC titles, four College Football Playoff berths, two national championship appearances and a national title, all while becoming the first FBS senior class since 2010 to go undefeated at home

## PERSONAL

- Earned degree in sports communication in 2020
- Rushed for 2,459 yards on 211 attempts (11.7 yards per rush), had 35 rushing touchdowns and 39 total touchdowns his senior year at Jennings High in 2016
- His younger brother, Trevor, is a running back at the University of Florida
- College decision came down to Clemson, LSU, Texas A&M and Tennessee
- Has a mini bernedoodle named Uno

### TRAVIS ETIENNE JR.'S NFL REGULAR SEASON RUSHING/RECEIVING STATISTICS

DATE	TEAM	RUSHING							RECEIVING				
		GP	GS	NO.	YDS.	AVG.	LG	TD	NO.	YDS.	AVG.	LG	TD
2021	Jaguars	0	0	0	0	0.0	0	0	0	0	0.0	0	0
2022	Jaguars	9	4	120	680	5.7	49	4	19	174	9.2	23	0
<b>NFL TOTALS</b>		<b>9</b>	<b>4</b>	<b>120</b>	<b>680</b>	<b>5.7</b>	<b>49</b>	<b>4</b>	<b>19</b>	<b>174</b>	<b>9.2</b>	<b>23</b>	<b>0</b>

### TRAVIS ETIENNE JR.'S NFL REGULAR SEASON RETURN STATISTICS

DATE	TEAM	KICKOFF RETURNS					PUNT RETURNS					
		RET.	YDS.	AVG.	LG	TD	NO.	FC	YDS.	AVG.	LG	TD
2021	Jaguars	0	0	0.0	0	0	0	0	0	0.0	0	0
2022	Jaguars	0	0	0.0	0	0	0	0	0	0.0	0	0
<b>NFL TOTALS</b>		<b>0</b>	<b>0</b>	<b>0.0</b>	<b>0</b>	<b>0</b>	<b>0</b>	<b>0</b>	<b>0</b>	<b>0.0</b>	<b>0</b>	<b>0</b>



**SINGLE-GAME HIGHS: RUSHING/RECEIVING**

**Rush Attempts** 28 vs. Las Vegas Raiders, Nov 06, 2022  
24 vs. Denver Broncos, Oct 30, 2022

**Rushing Yards** 156 vs. Denver Broncos, Oct 30, 2022  
114 vs. New York Giants, Oct 23, 2022

**Rushing Average** 8.6 at Indianapolis Colts, Oct 16, 2022  
8.1 vs. New York Giants, Oct 23, 2022

**Longest Runs** 49 vs. Denver Broncos, Oct 30, 2022  
49 vs. New York Giants, Oct 23, 2022

**Rushing TDs** 2 vs. Las Vegas Raiders, Nov 06, 2022  
1 vs. Denver Broncos, Oct 30, 2022  
...1 more at 1.

**Receptions** 3 vs. Denver Broncos, Oct 30, 2022  
3 vs. Houston Texans, Oct 09, 2022  
...2 more at 3.

**Receiving Yards** 43 vs. Houston Texans, Oct 09, 2022  
33 vs. Indianapolis Colts, Sep 18, 2022

**Receiving Average** 14.3 vs. Houston Texans, Oct 09, 2022  
11.0 vs. Indianapolis Colts, Sep 18, 2022

**Longest Receptions** 23 at Washington Commanders, Sep 11, 2022  
22 at Indianapolis Colts, Oct 16, 2022

**All-Purpose Yards** 162 vs. Denver Broncos, Oct 30, 2022  
126 vs. Las Vegas Raiders, Nov 06, 2022

**Most TDs** 2 vs. Las Vegas Raiders, Nov 06, 2022  
1 vs. Denver Broncos, Oct 30, 2022  
...1 more at 1.

**100-YARD RUSHING GAMES (3): REGULAR SEASON**

DATE	TEAM	ATT.	YDS.	AVG.	LG	TD
10/23/22	GIANTS	14	114	8.1	49	1
10/30/22	BRONCOS	24	156	6.5	49	1
11/06/22	RAIDERS	28	109	3.9	18	2

**2022 GAME-BY-GAME REGULAR-SEASON STATISTICS (JAGUARS)**

DATE	OPPONENT	P/S	RUSHING					RECEIVING					W/L	SCORE
			NO.	YDS.	AVG.	LG	TD	NO.	YDS.	AVG.	LG	TD		
09/11	at Commanders	P	4	47	11.8	27	0	2	18	9.0	23	0	L	22-28
09/18	Colts	P	9	20	2.2	6	0	3	33	11.0	14	0	W	24-0
09/25	at Chargers	P	13	45	3.5	9	0	3	30	10.0	16	0	W	38-10
10/02	at Eagles	P	8	32	4.0	11	0	0	0	0.0	0	0	L	21-29
10/09	Texans	P	10	71	7.1	30	0	3	43	14.3	20	0	L	6-13
10/16	at Colts	S	10	86	8.6	48	0	2	22	11.0	22	0	L	27-34
10/23	Giants	S	14	114	8.1	49	1	1	5	5.0	5	0	L	17-23
10/30	Broncos	S	24	156	6.5	49	1	3	6	2.0	6	0	L	17-21
11/06	Raiders	S	28	109	3.9	18	2	2	17	8.5	9	0	W	27-20
<b>2022 TOTALS</b>		<b>9-4</b>	<b>120</b>	<b>680</b>	<b>5.7</b>	<b>49</b>	<b>4</b>	<b>19</b>	<b>174</b>	<b>9.2</b>	<b>23</b>	<b>0</b>	<b>3-6</b>	

**2021 GAME-BY-GAME REGULAR-SEASON STATISTICS (JAGUARS)**

DATE	OPPONENT	P/S	RUSHING					RECEIVING					W/L	SCORE
			NO.	YDS.	AVG.	LG	TD	NO.	YDS.	AVG.	LG	TD		
09/12	at Texans												L	21-37
09/19	Broncos												L	13-23
09/26	Cardinals												L	19-31
09/30	at Bengals												L	21-24
10/10	Titans												L	19-37
10/17	Dolphins												W	23-20
10/31	at Seahawks												L	7-31
11/07	Bills												W	9-6
11/14	at Colts												L	17-23
11/21	49ers												L	10-30
11/28	Falcons												L	14-21
12/05	at Rams												L	7-37
12/12	at Titans												L	0-20
12/19	Texans												L	16-30
12/26	at Jets												L	21-26
01/02	at Patriots												L	10-50
01/09	Colts												W	26-11
<b>2021 TOTALS</b>		<b>0-0</b>	<b>0</b>	<b>0</b>	<b>0.0</b>	<b>0</b>	<b>0</b>	<b>0</b>	<b>0</b>	<b>0.0</b>	<b>0</b>	<b>0</b>	<b>3-14</b>	





# LUKE FARRELL | 89

**POSITION:** TIGHT END  
**HT:** 6-5 | **WT:** 250 | **DOB:** 10-14-1997  
**COLLEGE:** OHIO STATE  
**HOMETOWN:** PERRY, OHIO  
**ACQ:** D5-'21  
**EXP:** 2nd YEAR

@LukeFarrell89  
 @lukefarrell89

## KEY TRANSACTIONS

- Originally selected in the fifth round (145th overall) in the 2021 Draft

## PRO

### 2022 (Jaguars)

- 11/6 vs. L.V.:** Saw action at tight end and on special teams... Caught one pass for 15 yards
- 10/30 vs. DEN:** Saw action on tight end and on special teams
- 10/23 vs. NYG:** Saw action at tight end and on special teams
- 10/16 at IND:** Saw action at tight end and on special teams
- 10/9 vs. HOU:** Saw action at tight end and on special teams
- 10/2 at PHI:** Saw action on special teams
- 9/25 at LAC:** Saw action on offense and special teams
- 9/18 vs. IND:** Saw action on offense and special teams
- 9/11 at WAS:** Saw action on offense and special teams

### 2021 (Jaguars)

- Finished his rookie campaign with four starts in 15 games played... Compiled seven receptions for 56 yards
- 9/30 at CIN:** Started at tight end for the first time in his career... Recorded a 7-yard reception
- 9/19 vs DEN:** Saw action on offense and special teams in home debut... Recorded a 6-yard catch, his first career reception
- 9/12 at HOU:** Appeared on offense and special teams in NFL debut

## COLLEGE

- Played in 44 games for the Buckeyes and started 32 times
- Collegiate totals include 34 career receptions for 380 yards, four touchdowns and an 11.2 yards per reception average
- In 2020, caught a touchdown in the College Football Playoff semifinal versus Clemson

## PERSONAL

- Farrell was an Associated Press All-State selection as a senior in 2015 after catching 33 passes for 446 yards at Perry High School
- The ninth tight end to be drafted in Jaguars history
- Graduated with his degree in human development and family studies
- Is the son of Kelly and Matt Farrell
- Has an older brother, Nolan, who attended Ohio State, and a sister, Celeste
- His favorite movie is The Big Lebowski

### LUKE FARRELL'S NFL REGULAR SEASON RUSHING/RECEIVING STATISTICS

DATE	TEAM	GP	GS	RECEIVING					RUSHING				
				NO.	YDS.	AVG.	LG	TD	NO.	YDS.	AVG.	LG	TD
2021	Jaguars	15	4	7	56	8.0	21	0	0	0	0.0	0	0
2022	Jaguars	9	0	2	26	13.0	15	0	0	0	0.0	0	0
<b>NFL TOTALS</b>		<b>24</b>	<b>4</b>	<b>9</b>	<b>82</b>	<b>9.1</b>	<b>21</b>	<b>0</b>	<b>0</b>	<b>0</b>	<b>0.0</b>	<b>0</b>	<b>0</b>

### LUKE FARRELL'S NFL REGULAR SEASON RETURN STATISTICS

DATE	TEAM	KICKOFF RETURNS					PUNT RETURNS					
		RET.	YDS.	AVG.	LG	TD	NO.	FC	YDS.	AVG.	LG	TD
2021	Jaguars	0	0	0.0	0	0	0	0	0	0.0	0	0
2022	Jaguars	0	0	0.0	0	0	0	0	0	0.0	0	0
<b>NFL TOTALS</b>		<b>0</b>	<b>0</b>	<b>0.0</b>	<b>0</b>	<b>0</b>	<b>0</b>	<b>0</b>	<b>0</b>	<b>0.0</b>	<b>0</b>	<b>0</b>

### SINGLE-GAME HIGHS: RECEIVING

<b>Receptions</b>	1 at New England Patriots, Jan 02, 2022 1 at Seattle Seahawks, Oct 31, 2021 ...5 more at 1.	<b>Longest Receptions</b>	21 vs. Miami Dolphins, Oct 17, 2021 15 vs. Las Vegas Raiders, Nov 06, 2022
<b>Receiving Yards</b>	21 vs. Miami Dolphins, Oct 17, 2021 13 vs. Tennessee Titans, Oct 10, 2021	<b>All-Purpose Yards</b>	21 vs. Miami Dolphins, Oct 17, 2021 13 vs. Tennessee Titans, Oct 10, 2021



**2022 GAME-BY-GAME REGULAR-SEASON STATISTICS (JAGUARS)**

DATE	OPPONENT	P/S	RECEIVING					RUSHING					W/L	SCORE
			NO.	YDS.	AVG.	LG	TD	NO.	YDS.	AVG.	LG	TD		
09/11	at Commanders	P	0	0	0.0	0	0	0	0	0.0	0	0	L	22-28
09/18	Colts	P	0	0	0.0	0	0	0	0	0.0	0	0	W	24-0
09/25	at Chargers	P	0	0	0.0	0	0	0	0	0.0	0	0	W	38-10
10/02	at Eagles	P	0	0	0.0	0	0	0	0	0.0	0	0	L	21-29
10/09	Texans	P	0	0	0.0	0	0	0	0	0.0	0	0	L	6-13
10/16	at Colts	P	1	11	11.0	11	0	0	0	0.0	0	0	L	27-34
10/23	Giants	P	0	0	0.0	0	0	0	0	0.0	0	0	L	17-23
10/30	Broncos	P	0	0	0.0	0	0	0	0	0.0	0	0	L	17-21
11/06	Raiders	P	1	15	15.0	15	0	0	0	0.0	0	0	W	27-20
<b>2022 TOTALS</b>		<b>9-0</b>	<b>2</b>	<b>26</b>	<b>13.0</b>	<b>15</b>	<b>0</b>	<b>0</b>	<b>0</b>	<b>0.0</b>	<b>0</b>	<b>0</b>	<b>3-6</b>	

**2021 GAME-BY-GAME REGULAR-SEASON STATISTICS (JAGUARS)**

DATE	OPPONENT	P/S	RECEIVING					RUSHING					W/L	SCORE
			NO.	YDS.	AVG.	LG	TD	NO.	YDS.	AVG.	LG	TD		
09/12	at Texans	P	0	0	0.0	0	0	0	0	0.0	0	0	L	21-37
09/19	Broncos	P	1	6	6.0	6	0	0	0	0.0	0	0	L	13-23
09/26	Cardinals	P	1	-1	-1.0	-1	0	0	0	0.0	0	0	L	19-31
09/30	at Bengals	S	1	7	7.0	7	0	0	0	0.0	0	0	L	21-24
10/10	Titans	P	1	13	13.0	13	0	0	0	0.0	0	0	L	19-37
10/17	Dolphins	P	1	21	21.0	21	0	0	0	0.0	0	0	W	23-20
10/31	at Seahawks	P	1	3	3.0	3	0	0	0	0.0	0	0	L	7-31
11/07	Bills	P	0	0	0.0	0	0	0	0	0.0	0	0	W	9-6
11/14	at Colts	S	0	0	0.0	0	0	0	0	0.0	0	0	L	17-23
11/21	49ers	P	0	0	0.0	0	0	0	0	0.0	0	0	L	10-30
11/28	Falcons						INACTIVE						L	14-21
12/05	at Rams	P	0	0	0.0	0	0	0	0	0.0	0	0	L	7-37
12/12	at Titans	P	0	0	0.0	0	0	0	0	0.0	0	0	L	0-20
12/19	Texans						INACTIVE						L	16-30
12/26	at Jets	P	0	0	0.0	0	0	0	0	0.0	0	0	L	21-26
01/02	at Patriots	S	1	7	7.0	7	0	0	0	0.0	0	0	L	10-50
01/09	Colts	S	0	0	0.0	0	0	0	0	0.0	0	0	W	26-11
<b>2021 TOTALS</b>		<b>15-4</b>	<b>7</b>	<b>56</b>	<b>8.0</b>	<b>21</b>	<b>0</b>	<b>0</b>	<b>0</b>	<b>0.0</b>	<b>0</b>	<b>0</b>	<b>3-14</b>	





# FOLORUNSO FATUKASI | 94

**POSITION:** DEFENSIVE LINEMAN

**HT:** 6-4 | **WT:** 318 | **DOB:** 3-4-1995

**COLLEGE:** CONNECTICUT

**HOMETOWN:** FAR ROCKAWAY, N.Y.

**ACQ:** UFA (NYJ)-'22

**EXP:** 5th YEAR

@mr.fatukasi

## PRO

### 2022 (Jaguars)

- **11/6 vs. L.V.:** Started at defensive end and recorded three tackles (one solo)
- **10/30 vs. DEN:** Started at defensive end and recorded five total tackles (one solo) and one pass defended
- **10/23 vs. NYG:** Saw action on defense and special teams and recorded four solo tackles
- **10/16 at IND:** Inactive (quad)
- **10/9 vs. HOU:** Inactive (quad)
- **10/2 at PHI:** Named sixth captain for the game... Started on the defensive line and left the game early with a quad injury
- **9/25 at LAC:** Started at defensive tackle
- **9/18 vs. IND:** Started on the defensive line and recorded one solo tackle and one pass defended
- **9/11 at WAS:** Started at defensive tackle and recorded three solo tackles and one pass defended

### 2021 (Jets)

- Started in 15 games and finished the season with 46 tackles, including five tackles for loss
- Registered a single-season career high with 15 quarterback pressures
- **1/22 vs. TB:** Tallied four tackles, including two tackles for loss

### 2020 (Jets)

- Played in 15 games with eight starts and recorded 42 total tackles, 2.0 sacks, two passes defended, one fumble recovery and one forced fumble
- **12/13 at SEA:** Recorded two tackles for loss and two quarterback hits

### 2019 (Jets)

- Saw action in 14 games and tallied 27 total tackles, 1.0 sack and one pass defended
- **12/22 vs. PIT:** Recorded four tackles and 1.0 sack

### 2018 (Jets)

- Saw action in one game

## COLLEGE

- In 2016, started all 12 games at defensive tackle... Completed the season with 43 tackles, 2.5 tackles for loss, three sacks, four quarterback hurries and a blocked kick... Set a new career-high with 10 tackles and recorded a sack at ECU (Oct. 29)
- In 2015, named All-American Athletic Conference honorable mention. Also led the team with eight tackles for a loss and was third in sacks with seven
- Played in all 12 games on the defensive line in 2014 and posted 31 tackles, including three tackles for loss

## PERSONAL

- Selected by his teammates as a defensive captain at the start of the 2021 season
- Recipient of the Dennis Byrd Most Inspirational Player
- 2019 Kyle Clifton "Good Guy" Award winner
- A communication sciences major
- His younger brother Olakunle attended Rutgers University and currently plays for the Tampa Bay Buccaneers

### FOLORUNSO FATUKASI'S NFL REGULAR SEASON DEFENSIVE STATISTICS

DATE	TEAM	GP	GS	TACKLES							INTERCEPTIONS					O. FUMB				ST			MISC				
				TK	S	A	TFL	YDS	SK	YDS	QBH	NO	YDS	LG	TD	PD	FF	FR	TD	YDS	TK	S	A	FF	FR	S	A
2018	Jets	1	0	0	0	0	0	0	0	0.0	0.0	0	0	0	0	0	0	0	0	0	0	0	0	0	0	0	0
2019	Jets	14	0	27	14	13	7	20	1.0	5.0	3	0	0	0	0	1	0	0	0	0	0	0	0	0	0	0	0
2020	Jets	15	8	42	22	20	6	16	2.0	7.0	5	0	0	0	0	2	1	1	0	2	0	0	0	0	0	0	0
2021	Jets	15	15	45	25	20	5	24	0.0	0.0	5	0	0	0	0	0	0	0	0	0	0	0	0	0	0	0	0
2022	Jaguars	7	6	15	9	6	0	0	0.0	0.0	0	0	0	0	0	3	0	0	0	0	0	0	0	0	0	0	0
<b>NFL TOTALS</b>		<b>52</b>	<b>29</b>	<b>129</b>	<b>70</b>	<b>59</b>	<b>18</b>	<b>60</b>	<b>3.0</b>	<b>12.0</b>	<b>13</b>	<b>0</b>	<b>0</b>	<b>0</b>	<b>0</b>	<b>6</b>	<b>1</b>	<b>1</b>	<b>0</b>	<b>2</b>	<b>0</b>	<b>0</b>	<b>0</b>	<b>0</b>	<b>0</b>	<b>0</b>	<b>0</b>



**SINGLE-GAME HIGHS: DEFENSIVE**

**Total Tackles** 7 vs. New England Patriots, Nov 09, 2020  
6 at Los Angeles Chargers, Nov 22, 2020

**Solo Tackles** 4 vs. Tampa Bay Buccaneers, Jan 02, 2022  
4 vs. Tennessee Titans, Oct 03, 2021  
...1 more at 4.

**Sacks** 1.0 at Seattle Seahawks, Dec 13, 2020  
1.0 vs. Miami Dolphins, Nov 29, 2020  
...1 more at 1.0.

**Passes Defensed** 1 vs. Indianapolis Colts, Sep 18, 2022  
1 at Washington Commanders, Sep 11, 2022  
...3 more at 1.

**Forced Fumbles** 1 vs. New England Patriots, Nov 09, 2020

**Fumble Recoveries** 1 vs. Cleveland Browns, Dec 27, 2020

**Tackles For Loss** 2 vs. Tampa Bay Buccaneers, Jan 02, 2022  
2 at Seattle Seahawks, Dec 13, 2020  
...1 more at 2.

**Longest Opponent's Fumble Return** 2 vs. Cleveland Browns, Dec 27, 2020

**2022 GAME-BY-GAME REGULAR-SEASON STATISTICS (JAGUARS)**

DATE	OPPONENT	P/S	TACKLES							INTERCEPTIONS					O. FUMB				ST				MISC		W/L	SCORE		
			TK	S	A	SK	YDS	TFL	YDS	QBH	NO	YDS	LG	TD	PD	FF	FR	TD	YDS	TK	S	A	FF	FR			S	A
09/11	at Commanders	S	3	3	0	0.0	0.0	0	0	0	0	0	0	0	1	0	0	0	0	0	0	0	0	0	0	0	L	22-28
09/18	Colts	S	1	1	0	0.0	0.0	0	0	0	0	0	0	1	0	0	0	0	0	0	0	0	0	0	0	W	24-0	
09/25	at Chargers	S	0	0	0	0.0	0.0	0	0	0	0	0	0	0	0	0	0	0	0	0	0	0	0	0	0	W	38-10	
10/02	at Eagles	S	0	0	0	0.0	0.0	0	0	0	0	0	0	0	0	0	0	0	0	0	0	0	0	0	0	L	21-29	
10/09	Texans																									L	6-13	
10/16	at Colts																									L	27-34	
10/23	Giants	P	3	3	0	0.0	0.0	0	0	0	0	0	0	0	0	0	0	0	0	0	0	0	0	0	0	L	17-23	
10/30	Broncos	S	5	1	4	0.0	0.0	0	0	0	0	0	0	1	0	0	0	0	0	0	0	0	0	0	0	L	17-21	
11/06	Raiders	S	3	1	2	0.0	0.0	0	0	0	0	0	0	0	0	0	0	0	0	0	0	0	0	0	0	W	27-20	
<b>2022 TOTALS</b>		<b>7-6</b>	<b>15</b>	<b>9</b>	<b>6</b>	<b>0.0</b>	<b>0.0</b>	<b>0</b>	<b>0</b>	<b>0</b>	<b>0</b>	<b>0</b>	<b>0</b>	<b>3</b>	<b>0</b>	<b>0</b>	<b>0</b>	<b>0</b>	<b>0</b>	<b>0</b>	<b>0</b>	<b>0</b>	<b>0</b>	<b>0</b>	<b>0</b>	<b>3-6</b>		

**2021 GAME-BY-GAME REGULAR-SEASON STATISTICS (JETS)**

DATE	OPPONENT	P/S	TACKLES							INTERCEPTIONS					O. FUMB				ST				MISC		W/L	SCORE		
			TK	S	A	SK	YDS	TFL	YDS	QBH	NO	YDS	LG	TD	PD	FF	FR	TD	YDS	TK	S	A	FF	FR			S	A
09/12	at Panthers	S	3	2	1	0.0	0.0	0	0	1	0	0	0	0	0	0	0	0	0	0	0	0	0	0	0	0	L	14-19
09/19	Patriots	S	1	0	1	0.0	0.0	0	0	0	0	0	0	0	0	0	0	0	0	0	0	0	0	0	0	L	6-25	
09/26	at Broncos	S	4	1	3	0.0	0.0	0	0	0	0	0	0	0	0	0	0	0	0	0	0	0	0	0	0	L	0-26	
10/03	Titans	S	5	4	1	0.0	0.0	0	0	0	0	0	0	0	0	0	0	0	0	0	0	0	0	0	0	W	27-24+	
10/10	at Falcons	S	4	2	2	0.0	0.0	0	0	1	0	0	0	0	0	0	0	0	0	0	0	0	0	0	0	L	20-27	
10/24	at Patriots	S	2	2	0	0.0	0.0	1	0	1	0	0	0	0	0	0	0	0	0	0	0	0	0	0	0	L	13-54	
10/31	Bengals	S	2	1	1	0.0	0.0	1	0	1	0	0	0	0	0	0	0	0	0	0	0	0	0	0	0	W	34-31	
11/04	at Colts	S	4	3	1	0.0	0.0	0	0	1	0	0	0	0	0	0	0	0	0	0	0	0	0	0	0	L	30-45	
11/14	Bills	S	1	0	1	0.0	0.0	0	0	0	0	0	0	0	0	0	0	0	0	0	0	0	0	0	0	L	17-45	
11/21	Dolphins	S	1	0	1	0.0	0.0	0	0	0	0	0	0	0	0	0	0	0	0	0	0	0	0	0	0	L	17-24	
11/28	at Texans	S	2	1	1	0.0	0.0	0	0	0	0	0	0	0	0	0	0	0	0	0	0	0	0	0	0	W	21-14	
12/05	Eagles	S	5	3	2	0.0	0.0	0	0	0	0	0	0	0	0	0	0	0	0	0	0	0	0	0	0	L	18-33	
12/12	Saints	S	5	1	4	0.0	0.0	1	1	0	0	0	0	0	0	0	0	0	0	0	0	0	0	0	0	L	9-30	
12/19	at Dolphins																									L	24-31	
12/26	Jaguars																									W	26-21	
01/02	Buccaneers	S	4	4	0	0.0	0.0	2	23	0	0	0	0	0	0	0	0	0	0	0	0	0	0	0	0	L	24-28	
01/09	at Bills	S	2	1	1	0.0	0.0	0	0	0	0	0	0	0	0	0	0	0	0	0	0	0	0	0	0	L	10-27	
<b>2021 TOTALS</b>		<b>15-15</b>	<b>45</b>	<b>25</b>	<b>20</b>	<b>0.0</b>	<b>0.0</b>	<b>5</b>	<b>24</b>	<b>5</b>	<b>0</b>	<b>0</b>	<b>0</b>	<b>0</b>	<b>0</b>	<b>0</b>	<b>0</b>	<b>0</b>	<b>0</b>	<b>0</b>	<b>0</b>	<b>0</b>	<b>0</b>	<b>0</b>	<b>0</b>	<b>4-13</b>		

+ - Overtime





# LUKE FORTNER | 79

**POSITION:** OFFENSIVE LINEMAN  
**HT:** 6-4 | **WT:** 307 | **DOB:** 5-15-1998  
**COLLEGE:** KENTUCKY  
**HOMETOWN:** SYLVANIA, OHIO  
**ACQ:** D3-'22  
**EXP:** R

@lukefortner79  
 @lfort79

## KEY TRANSACTIONS

- Originally drafted by Jacksonville in the third round (65th overall) in the 2022 draft

## PRO

### 2022 (Jaguars)

- 11/6 vs. L.V.:** Started at center and played all 69 offensive snaps and six special teams snaps
- 10/30 vs. DEN:** Started at center and played all 72 offensive snaps and three special teams snaps
- 10/23 vs. NYG:** Started at center and played all 71 offensive snaps and three special teams snaps
- 10/16 at IND:** Started at center and played all 63 offensive snaps and three special teams snaps
- 10/9 vs. HOU:** Started at center and played all 75 offensive snaps and two special teams snaps
- 10/2 at PHI:** Started at center and played all 47 offensive snaps and three special teams snaps
- 9/25 at LAC:** Started at center and played all 76 offensive snaps and six special teams snaps
- 9/18 vs. IND:** Started at center and played all 71 offensive snaps and four special teams snaps
- 9/11 at WAS:** Started at center and played all 70 offensive snaps and five special teams snaps

## COLLEGE

- Played in 55 career games with 36 consecutive starts
- Elected as a team captain in his sixth season and finished as a Campbell trophy finalist
- In 2020, started in all 10 games he appeared in
- During his junior season in 2019, started 13 games at right guard
- In 2018 appeared in 11 of 13 games... Blocked for All-SEC and All-American running back, Benny Snell Jr., UK's all-time leading rusher and the first player in school history to rush for 1,000 yards in three straight seasons
- As a redshirt freshman in 2017, saw action in eight games

## PERSONAL

- Graduated from Kentucky in December of 2019 with a degree in mechanical engineering ... Completed his master's degree requirements in aerospace engineering and officially graduated in May of 2022
- Uncle, Don Svec, played football at Youngstown St.
- Along with other UK engineering students and a team of Toyota Manufacturing engineers, Fortner worked for months to help design, test and manufacture a specially-built push cart vehicle through a project called "Lift Them Up"... The push cart vehicle provided a Kentucky Children's Hospital patient the chance to both accompany the Wildcats on the Cat Walk and attend a game at Kroger Field
- His favorite athlete growing up was Cleveland Browns offensive lineman Joe Thomas

### LUKE FORTNER'S NFL REGULAR SEASON STATISTICS

DATE	TEAM	GP	GS
2022	Jaguars	9	9
<b>NFL TOTALS</b>		<b>9</b>	<b>9</b>

### 2022 GAME-BY-GAME REGULAR-SEASON STATISTICS (JAGUARS)

DATE	OPPONENT	P/S	W/L	SCORE
09/11	at Commanders	S	L	22-28
09/18	Colts	S	W	24-0
09/25	at Chargers	S	W	38-10
10/02	at Eagles	S	L	21-29
10/09	Texans	S	L	6-13
10/16	at Colts	S	L	27-34
10/23	Giants	S	L	17-23
10/30	Broncos	S	L	17-21
11/06	Raiders	S	W	27-20
<b>2022 TOTALS</b>			<b>3-6</b>	







# TYREE GILLESPIE | 27

**POSITION:** SAFETY  
**HT:** 6-0 | **WT:** 210 | **DOB:** 9-5-1997  
**COLLEGE:** MISSOURI  
**HOMETOWN:** OCALA, FLA.  
**ACQ:** W (TEN)-'22  
**EXP:** 2nd YEAR

## KEY TRANSACTIONS

- Originally drafted as the 38th pick in the fourth round (143rd overall) in the 2021 NFL Draft by Las Vegas on 5/17/21
- Traded to Tennessee on 8/17/22
- Waived by Tennessee on 8/30/22
- Claimed off waivers by Jacksonville on 8/31/22

## PRO

### 2022 (Jaguars)

- 11/6 vs. L.V.: Inactive
- 10/30 vs. DEN: Inactive
- 10/23 vs. NYG: Inactive
- 10/16 at IND: Inactive
- 10/9 vs. HOU: Inactive
- 10/2 at PHI: Inactive
- 9/25 at LAC: Inactive
- 9/18 vs. IND: Played eight special teams snaps
- 9/11 at WAS: Played 17 special teams snaps

### 2021 (Raiders)

- Appeared in 11 games

## COLLEGE

- Recorded eight tackles and one PBU against No. 2 Alabama in his senior year season opener
- Produced 46 tackles, 1.0 TFL, and 4 PBU his senior season
- Developed into one of the team's top defenders at the safety spot for Mizzouri

### TYREE GILLESPIE'S NFL REGULAR SEASON DEFENSIVE STATISTICS

DATE	TEAM	GP	TACKLES							INTERCEPTIONS					O. FUMB			ST			MISC						
			GS	TK	S	A	TFL	YDS	SK	YDS	QBH	NO	YDS	LG	TD	PD	FF	FR	TD	YDS	TK	S	A	FF	FR	S	A
2021	Raiders	11	0	2	0	2	0	0	0.0	0.0	0	0	0	0	0	0	0	0	0	0	6	1	5	0	0	0	0
2022	Jaguars	2	0	0	0	0	0	0	0.0	0.0	0	0	0	0	0	0	0	0	0	0	0	0	0	0	0	0	
<b>NFL TOTALS</b>		<b>13</b>	<b>0</b>	<b>2</b>	<b>0</b>	<b>2</b>	<b>0</b>	<b>0</b>	<b>0.0</b>	<b>0.0</b>	<b>0</b>	<b>0</b>	<b>0</b>	<b>0</b>	<b>0</b>	<b>0</b>	<b>0</b>	<b>0</b>	<b>0</b>	<b>6</b>	<b>1</b>	<b>5</b>	<b>0</b>	<b>0</b>	<b>0</b>	<b>0</b>	

### TYREE GILLESPIE'S NFL POSTSEASON DEFENSIVE STATISTICS

DATE	TEAM	GP	TACKLES							INTERCEPTIONS					O. FUMB			ST			MISC					
			GS	TK	S	A	TFL	YDS	SK	YDS	QBH	NO	YDS	LG	TD	PD	FF	FR	TD	YDS	TK	S	A	FF	FR	S
2021	Raiders	1	0	0	0	0	0	0	0.0	0.0	0	0	0	0	0	0	0	0	0	0	0	0	0	0	0	0
<b>NFL TOTALS</b>		<b>1</b>	<b>0</b>	<b>0</b>	<b>0</b>	<b>0</b>	<b>0</b>	<b>0</b>	<b>0.0</b>	<b>0.0</b>	<b>0</b>	<b>0</b>	<b>0</b>	<b>0</b>	<b>0</b>	<b>0</b>	<b>0</b>	<b>0</b>	<b>0</b>	<b>0</b>	<b>0</b>	<b>0</b>	<b>0</b>	<b>0</b>	<b>0</b>	<b>0</b>

### SINGLE-GAME HIGHS: DEFENSIVE

**Total Tackles** 2 vs. Miami Dolphins, Sep 26, 2021

**Special Teams Tackles** 1 vs. Denver Broncos, Dec 26, 2021  
 1 at New York Giants, Nov 07, 2021  
 ...4 more at 1.

### 2022 GAME-BY-GAME REGULAR-SEASON STATISTICS (JAGUARS)

DATE	OPPONENT	P/S	TACKLES							INTERCEPTIONS					O. FUMB			ST			MISC						
			TK	S	A	SK	YDS	TFL	YDS	QBH	NO	YDS	LG	TD	PD	FF	FR	TD	YDS	TK	S	A	FF	FR	S	A	W/L
09/11	at Commanders	P	0	0	0	0.0	0.0	0	0	0	0	0	0	0	0	0	0	0	0	0	0	0	0	0	0	L	22-28
09/18	Colts	P	0	0	0	0.0	0.0	0	0	0	0	0	0	0	0	0	0	0	0	0	0	0	0	0	0	W	24-0
09/25	at Chargers																									W	38-10
10/02	at Eagles																									L	21-29
10/09	Texans																									L	6-13
10/16	at Colts																									L	27-34
10/23	Giants																									L	17-23
10/30	Broncos																									L	17-21
11/06	Raiders																									W	27-20
<b>2022 TOTALS</b>		<b>2-0</b>	<b>0</b>	<b>0</b>	<b>0</b>	<b>0.0</b>	<b>0.0</b>	<b>0</b>	<b>0</b>	<b>0</b>	<b>0</b>	<b>0</b>	<b>0</b>	<b>0</b>	<b>0</b>	<b>0</b>	<b>0</b>	<b>0</b>	<b>0</b>	<b>0</b>	<b>0</b>	<b>0</b>	<b>0</b>	<b>0</b>	<b>0</b>	<b>0</b>	<b>3-6</b>



**2021 GAME-BY-GAME REGULAR-SEASON STATISTICS (RAIDERS)**


DATE	OPPONENT	P/S	TACKLES							INTERCEPTIONS					O. FUMB				ST				MISC		SCORE		
			TK	S	A	SK	YDS	TFL	YDS	QBH	NO	YDS	LG	TD	PD	FF	FR	TD	YDS	TK	S	A	FF	FR		S	A
09/13	Ravens	P	0	0	0	0.0	0.0	0	0	0	0	0	0	0	0	0	0	0	0	0	0	0	0	0	0	W	33-27+
09/19	at Steelers	P	0	0	0	0.0	0.0	0	0	0	0	0	0	0	0	0	0	0	1	0	1	0	0	0	0	W	26-17
09/26	Dolphins	P	2	0	2	0.0	0.0	0	0	0	0	0	0	0	0	0	0	0	1	0	1	0	0	0	0	W	31-28+
10/04	at Chargers	P	0	0	0	0.0	0.0	0	0	0	0	0	0	0	0	0	0	0	0	0	0	0	0	0	0	L	14-28
10/10	Bears	P	0	0	0	0.0	0.0	0	0	0	0	0	0	0	0	0	0	0	0	0	0	0	0	0	0	L	9-20
10/17	at Broncos	P	0	0	0	0.0	0.0	0	0	0	0	0	0	0	0	0	0	0	1	0	1	0	0	0	0	W	34-24
10/24	Eagles	P	0	0	0	0.0	0.0	0	0	0	0	0	0	0	0	0	0	0	0	0	0	0	0	0	0	W	33-22
11/07	at Giants	P	0	0	0	0.0	0.0	0	0	0	0	0	0	0	0	0	0	0	1	0	1	0	0	0	0	L	16-23
11/14	Chiefs																								L	14-41	
11/21	Bengals																								L	13-32	
11/25	at Cowboys																								W	36-33+	
12/05	Football Team																								L	15-17	
12/12	at Chiefs																								L	9-48	
12/20	at Browns																								W	16-14	
12/26	Broncos	P	0	0	0	0.0	0.0	0	0	0	0	0	0	0	0	0	0	1	0	1	0	0	0	0	W	17-13	
01/02	at Colts	P	0	0	0	0.0	0.0	0	0	0	0	0	0	0	0	0	0	0	0	0	0	0	0	0	0	W	23-20
01/09	Chargers	P	0	0	0	0.0	0.0	0	0	0	0	0	0	0	0	0	0	0	0	0	0	0	0	0	0	W	35-32+
<b>2021 TOTALS</b>		<b>11-0</b>	<b>2</b>	<b>0</b>	<b>2</b>	<b>0.0</b>	<b>0.0</b>	<b>0</b>	<b>0</b>	<b>0</b>	<b>0</b>	<b>0</b>	<b>0</b>	<b>0</b>	<b>0</b>	<b>0</b>	<b>0</b>	<b>6</b>	<b>1</b>	<b>5</b>	<b>0</b>	<b>0</b>	<b>0</b>	<b>0</b>	<b>10-7</b>		

+ - Overtime

**2021 GAME-BY-GAME POSTSEASON STATISTICS (RAIDERS)**

DATE	OPPONENT	P/S	TACKLES							INTERCEPTIONS					O. FUMB				ST				MISC		SCORE		
			TK	S	A	SK	YDS	TFL	YDS	QBH	NO	YDS	LG	TD	PD	FF	FR	TD	YDS	TK	S	A	FF	FR		S	A
01/15	at Bengals	P	0	0	0	0.0	0.0	0	0	0	0	0	0	0	0	0	0	0	0	0	0	0	0	0	0	L	19-26
<b>2021 TOTALS</b>		<b>1-0</b>	<b>0</b>	<b>0</b>	<b>0</b>	<b>0.0</b>	<b>0.0</b>	<b>0</b>	<b>0</b>	<b>0</b>	<b>0</b>	<b>0</b>	<b>0</b>	<b>0</b>	<b>0</b>	<b>0</b>	<b>0</b>	<b>0</b>	<b>0</b>	<b>0</b>	<b>0</b>	<b>0</b>	<b>0</b>	<b>0</b>	<b>0-1</b>		





## ADAM GOTSIS | 96

POSITION: DEFENSIVE LINEMAN

HT: 6-4 | WT: 290 | DOB: 9-23-1992

COLLEGE: GEORGIA TECH

HOMETOWN: MELBOURNE, AUSTRALIA

ACQ: FA-'21

EXP: 6th YEAR

 @gotsis96

 @adamgotsis

### KEY TRANSACTIONS

- Originally drafted by Denver in the second round (63rd overall) of the 2016 NFL Draft
- Signed by Jacksonville on 8/2/20
- Re-signed by Jacksonville on 5/4/22

### PRO

#### 2022 (Jaguars)

- **11/6 vs. L.V.:** Saw action on defense and on 24 special teams snaps
- **10/30 vs. DEN:** Inactive
- **10/23 vs. NYG:** Inactive
- **10/16 at IND:** Saw action on defense and special teams and recorded two tackles (one solo) including one tackle for loss
- **10/9 vs. HOU:** Started on the defensive line and recorded one solo tackle and one pass defended
- **10/2 at PHI:** Recorded four tackles, including 0.5 sack, two QB hits, and one pass defended
- **9/25 at LAC:** Saw action along the defensive line and recorded one tackle for loss
- **9/18 vs. IND:** Recorded two solo tackles, including 1.0 sack... Also had three QB hits
- **9/11 at WAS:** Posted one tackle in 24 defensive snaps... Also played seven special teams snaps

#### 2021 (Jaguars)

- Finished the season with three starts in 16 games... Posted 27 total tackles (20 solo), 3.0 sacks, and seven QB hits
- **1/9 vs. IND:** Saw action along the defensive line and posted four solo tackles, including 1.0 sack
- **9/19 vs. DEN:** Saw action along the defensive line and recorded two total tackles (two solo) including 1.0 sack, and two QB hits

#### 2020 (Jaguars)

- Saw action in all 16 games, starting 13... Totaled 37 tackles (18 solo), four tackles for loss, three passes defended and one forced fumble
- **10/18 vs. DET:** Started at defensive end and posted two tackles, including one tackle for loss and one pass defended
- **12/13 vs. TEN:** Made his 40th career start at defensive end, assisting on three tackles and notching one tackle for loss

#### 2019 (Broncos)

- Appeared in nine games with three starts before missing the last three contests due to a knee injury

#### 2018 (Broncos)

- Played in all 16 games and registered 38 tackles (25 solo), six passes defended and 3.0 sacks
- **12/15 vs. CLE:** Tied a career high with six tackles, including a strip sack and a fourth-down tackle for loss in the fourth quarter

#### 2017 (Broncos)

- Totaled 41 tackles (28 solo), four passes defended and 2.0 sacks

#### 2016 (Broncos)

- Tallied 14 tackles (five solo), one pass defended and one fumble recovery in his rookie season

### COLLEGE

- Appeared in 48 games (37 starts), totaling 110 tackles (69 solo), 12.5 sacks, two INTs, two fumble recoveries and four blocked kicks
- Named to the All-ACC Second Team by both the media and coaches as a junior

### PERSONAL

- Attended Kew High School in Abbotsford, Victoria, Australia
- Competed in Australian Rules Football for eight years before playing American Rules Football in the Gridiron Victoria (club league with 13 teams across the state of Victoria) for the Monash Warriors in Melbourne
- Became the highest-drafted Australian-born player in NFL history



ADAM GOTSIS' NFL REGULAR SEASON DEFENSIVE STATISTICS

DATE	TEAM	GP	TACKLES							INTERCEPTIONS						O. FUMB				ST				MISC			
			GS	TK	S	A	TFL	YDS	SK	YDS	QBH	NO	YDS	LG	TD	PD	FF	FR	TD	YDS	TK	S	A	FF	FR	S	A
2016	Broncos	16	0	14	5	9	0	0	0.0	0.0	3	0	0	0	0	1	0	1	0	0	0	0	0	0	0	0	0
2017	Broncos	16	13	41	28	13	4	10	2.0	4.0	5	0	0	0	0	4	0	1	0	0	0	0	0	0	0	0	
2018	Broncos	16	12	38	25	13	4	16	3.0	17.0	7	0	0	0	0	6	2	1	0	0	0	0	0	0	0	0	
2019	Broncos	9	3	16	11	5	1	2	0.0	0.0	0	0	0	0	0	2	0	0	0	0	0	0	0	0	0	0	
2020	Jaguars	16	14	37	18	19	4	12	0.0	0.0	3	0	0	0	0	3	1	0	0	0	0	0	0	0	0	0	
2021	Jaguars	16	3	27	20	7	6	24	3.0	17.0	7	0	0	0	0	0	0	0	0	0	0	0	0	0	0	0	
2022	Jaguars	7	1	11	6	5	3	11	1.5	5.5	5	0	0	0	0	2	0	0	0	0	0	0	0	0	0	0	
<b>NFL TOTALS</b>		<b>96</b>	<b>46</b>	<b>184</b>	<b>113</b>	<b>71</b>	<b>22</b>	<b>75</b>	<b>9.5</b>	<b>43.5</b>	<b>30</b>	<b>0</b>	<b>0</b>	<b>0</b>	<b>0</b>	<b>18</b>	<b>3</b>	<b>3</b>	<b>0</b>	<b>0</b>	<b>0</b>	<b>0</b>	<b>0</b>	<b>0</b>	<b>0</b>	<b>0</b>	

SINGLE-GAME HIGHS: DEFENSIVE

<b>Total Tackles</b>	6 vs. Cleveland Browns, Dec 15, 2018 6 at Indianapolis Colts, Dec 14, 2017	<b>Forced Fumbles</b>	1 at Baltimore Ravens, Dec 20, 2020 1 vs. Cleveland Browns, Dec 15, 2018 ...1 more at 1.
<b>Solo Tackles</b>	5 vs. Cleveland Browns, Dec 15, 2018 5 vs. Los Angeles Chargers, Sep 11, 2017	<b>Fumble Recoveries</b>	1 at New York Jets, Oct 07, 2018 1 vs. New York Jets, Dec 10, 2017 ...1 more at 1.
<b>Sacks</b>	1.0 vs. Indianapolis Colts, Sep 18, 2022 1.0 vs. Indianapolis Colts, Jan 09, 2022 ...7 more at 1.0.	<b>Tackles For Loss</b>	1 at Indianapolis Colts, Oct 16, 2022 1 at Los Angeles Chargers, Sep 25, 2022 ...20 more at 1.
<b>Passes Defensed</b>	2 vs. Seattle Seahawks, Sep 09, 2018 2 vs. Cincinnati Bengals, Nov 19, 2017		

2022 GAME-BY-GAME REGULAR-SEASON STATISTICS (JAGUARS)

DATE	OPPONENT	P/S	TACKLES							INTERCEPTIONS						O. FUMB				ST				MISC		W/L	SCORE	
			TK	S	A	SK	YDS	TFL	YDS	QBH	NO	YDS	LG	TD	PD	FF	FR	TD	YDS	TK	S	A	FF	FR	S			A
09/11	at Commanders	P	1	1	0	0.0	0.0	0	0	0	0	0	0	0	0	0	0	0	0	0	0	0	0	0	0	0	L	22-28
09/18	Colts	P	2	2	0	1.0	4.0	1	4	3	0	0	0	0	0	0	0	0	0	0	0	0	0	0	0	0	W	24-0
09/25	at Chargers	P	1	1	0	0.0	0.0	1	3	0	0	0	0	0	0	0	0	0	0	0	0	0	0	0	0	W	38-10	
10/02	at Eagles	P	4	0	4	0.5	1.5	0	0	2	0	0	0	0	1	0	0	0	0	0	0	0	0	0	0	L	21-29	
10/09	Texans	S	1	1	0	0.0	0.0	0	0	0	0	0	0	0	1	0	0	0	0	0	0	0	0	0	0	L	6-13	
10/16	at Colts	P	2	1	1	0.0	0.0	1	4	0	0	0	0	0	0	0	0	0	0	0	0	0	0	0	0	L	27-34	
10/23	Giants										INACTIVE															L	17-23	
10/30	Broncos										INACTIVE															L	17-21	
11/06	Raiders	P	0	0	0	0.0	0.0	0	0	0	0	0	0	0	0	0	0	0	0	0	0	0	0	0	0	W	27-20	
<b>2022 TOTALS</b>		<b>7-1</b>	<b>11</b>	<b>6</b>	<b>5</b>	<b>1.5</b>	<b>5.5</b>	<b>3</b>	<b>11</b>	<b>5</b>	<b>0</b>	<b>0</b>	<b>0</b>	<b>0</b>	<b>2</b>	<b>0</b>	<b>0</b>	<b>0</b>	<b>0</b>	<b>0</b>	<b>0</b>	<b>0</b>	<b>0</b>	<b>0</b>	<b>0</b>	<b>3-6</b>		

2021 GAME-BY-GAME REGULAR-SEASON STATISTICS (JAGUARS)

DATE	OPPONENT	P/S	TACKLES							INTERCEPTIONS						O. FUMB				ST				MISC		W/L	SCORE
			TK	S	A	SK	YDS	TFL	YDS	QBH	NO	YDS	LG	TD	PD	FF	FR	TD	YDS	TK	S	A	FF	FR	S		
09/12	at Texans										INACTIVE															L	21-37
09/19	Broncos	P	2	2	0	1.0	9.0	1	9	2	0	0	0	0	0	0	0	0	0	0	0	0	0	0	0	L	13-23
09/26	Cardinals	S	4	2	2	0.0	0.0	1	3	0	0	0	0	0	0	0	0	0	0	0	0	0	0	0	0	L	19-31
09/30	at Bengals	S	3	2	1	1.0	6.0	1	6	1	0	0	0	0	0	0	0	0	0	0	0	0	0	0	L	21-24	
10/10	Titans	S	1	1	0	0.0	0.0	0	0	0	0	0	0	0	0	0	0	0	0	0	0	0	0	0	0	L	19-37
10/17	Dolphins	P	0	0	0	0.0	0.0	0	0	0	0	0	0	0	0	0	0	0	0	0	0	0	0	0	0	W	23-20
10/31	at Seahawks	P	0	0	0	0.0	0.0	0	0	0	0	0	0	0	0	0	0	0	0	0	0	0	0	0	0	L	7-31
11/07	Bills	P	0	0	0	0.0	0.0	0	0	1	0	0	0	0	0	0	0	0	0	0	0	0	0	0	0	W	9-6
11/14	at Colts	P	2	2	0	0.0	0.0	0	0	1	0	0	0	0	0	0	0	0	0	0	0	0	0	0	0	L	17-23
11/21	49ers	P	0	0	0	0.0	0.0	0	0	0	0	0	0	0	0	0	0	0	0	0	0	0	0	0	0	L	10-30
11/28	Falcons	P	3	2	1	0.0	0.0	1	2	0	0	0	0	0	0	0	0	0	0	0	0	0	0	0	0	L	14-21
12/05	at Rams	P	2	1	1	0.0	0.0	1	2	0	0	0	0	0	0	0	0	0	0	0	0	0	0	0	0	L	7-37
12/12	at Titans	P	1	0	1	0.0	0.0	0	0	1	0	0	0	0	0	0	0	0	0	0	0	0	0	0	0	L	0-20
12/19	Texans	P	2	2	0	0.0	0.0	0	0	0	0	0	0	0	0	0	0	0	0	0	0	0	0	0	0	L	16-30
12/26	at Jets	P	1	1	0	0.0	0.0	0	0	0	0	0	0	0	0	0	0	0	0	0	0	0	0	0	0	L	21-26
01/02	at Patriots	P	2	1	1	0.0	0.0	0	0	0	0	0	0	0	0	0	0	0	0	0	0	0	0	0	0	L	10-50
01/09	Colts	P	4	4	0	1.0	2.0	1	2	1	0	0	0	0	0	0	0	0	0	0	0	0	0	0	0	W	26-11
<b>2021 TOTALS</b>		<b>16-3</b>	<b>27</b>	<b>20</b>	<b>7</b>	<b>3.0</b>	<b>17.0</b>	<b>6</b>	<b>24</b>	<b>7</b>	<b>0</b>	<b>0</b>	<b>0</b>	<b>0</b>	<b>0</b>	<b>0</b>	<b>0</b>	<b>0</b>	<b>0</b>	<b>0</b>	<b>0</b>	<b>0</b>	<b>0</b>	<b>0</b>	<b>3-14</b>		





# DAVON HAMILTON | 52

POSITION: DEFENSIVE TACKLE

HT: 6-4 | WT: 335 | DOB: 2-1-1997

COLLEGE: OHIO STATE

HOMETOWN: PICKERINGTON, OHIO

ACQ: D3-'20

EXP: 3rd YEAR

@dmhamilton53

@davonhamilton53

## KEY TRANSACTIONS

- Originally drafted by Jacksonville in the third round (73rd overall) of the 2020 draft

## PRO

### 2022 (Jaguars)

- 11/6 vs. L.V.:** Started at defensive tackle and recorded three tackles (one solo) including one tackle for loss
- 10/30 vs. DEN:** Started at defensive tackle and recorded four total tackles (three solo)
- 10/23 vs. NYG:** Started at defensive tackle and recorded six tackles (three solo) including one tackle for loss
- 10/16 at IND:** Started at defensive tackle and recorded six tackles (two solo) and one QB hit
- 10/9 vs. HOU:** Started at defensive tackle and recorded two tackles (one solo) and one QB hit
- 10/2 at PHI:** Started at defensive tackle and recorded five tackles (three solo)
- 9/25 at LAC:** Saw action on the defensive line
- 9/18 vs. IND:** Started at defensive tackle and recorded one tackle
- 9/11 at WAS:** Started at defensive tackle and recorded two solo tackles including one tackle for loss

### 2021 (Jaguars)

- Finished the season with 46 total tackles (26 solo) including two tackles for loss and two passes defended in 16 games (eight starts)
- 12/19 vs. HOU:** Started at defensive tackle and recorded three solo tackles, including one tackle for loss, and one pass defended
- 10/10 vs. TEN:** Started at defensive tackle and tied for a team-high seven total tackles (five solo) and one pass defended

### 2020 (Jaguars)

- Saw action in 11 games during his rookie campaign, starting five, and totaled 30 tackles (14 solo), 1.0 sack, one fumble recovery, one pass defense and one tackle for loss... Placed on injured reserve on Dec. 5 with a knee injury
- 10/4 at CIN:** Saw action at defensive tackle and collected a career-high five tackles
- 10/25 at LAC:** Started at defensive end and posted a career-high eight tackles, including one tackle for loss, and two quarterback hits

## COLLEGE

- Played in 54 games with 17 starts during four seasons in Columbus, accumulating 21 tackles for loss and 7.0 sacks
- Competed at the 2020 Senior Bowl
- Posted 33 reps on the bench press at the 2020 Combine, the most of any defensive lineman

## PERSONAL

- Named First-Team Associated Press All-State in 2014 after a 67-tackle, 13-tackle-for-loss season while helping Pickerington to an 11-1 record and into the second round of the state playoffs
- Named the Ohio Capital Conference's Ohio Division Player of the Year and Division I Central District Player of the Year as a senior
- Son of Sabrina and Damian Hamilton
- Younger brother, Ty, will be a junior at Ohio State this year
- Has one dog named Charlie

## DAVON HAMILTON'S NFL REGULAR SEASON DEFENSIVE STATISTICS

DATE	TEAM	GP	GS	TACKLES							INTERCEPTIONS					O. FUMB					ST				MISC				
				TK	S	A	TFL	YDS	SK	YDS	QBH	NO	YDS	LG	TD	PD	FF	FR	TD	YDS	TK	S	A	FF	FR	S	A		
2020	Jaguars	11	6	30	14	16	2	11	1.0	10.0	5	0	0	0	0	1	0	1	0	0	0	0	0	0	0	0	0	0	0
2021	Jaguars	16	8	46	26	20	2	13	1.0	12.0	2	0	0	0	0	2	0	1	0	0	0	0	0	0	0	0	0	0	0
2022	Jaguars	9	8	30	15	15	3	4	0.0	0.0	2	0	0	0	0	0	0	0	0	0	0	0	0	0	0	0	0	0	
<b>NFL TOTALS</b>		<b>36</b>	<b>22</b>	<b>106</b>	<b>55</b>	<b>51</b>	<b>7</b>	<b>28</b>	<b>2.0</b>	<b>22.0</b>	<b>9</b>	<b>0</b>	<b>0</b>	<b>0</b>	<b>0</b>	<b>3</b>	<b>0</b>	<b>2</b>	<b>0</b>	<b>0</b>	<b>0</b>	<b>0</b>	<b>0</b>	<b>0</b>	<b>0</b>	<b>0</b>	<b>0</b>	<b>0</b>	<b>0</b>

## SINGLE-GAME HIGHS: DEFENSIVE

**Total Tackles** 8 at Los Angeles Chargers, Oct 25, 2020  
7 vs. New York Giants, Oct 23, 2022  
...1 more at 7.

**Solo Tackles** 4 at New England Patriots, Jan 02, 2022  
4 vs. Tennessee Titans, Oct 10, 2021  
...2 more at 4.

**Sacks** 1.0 at Indianapolis Colts, Nov 14, 2021  
1.0 at Green Bay Packers, Nov 15, 2020

**Passes Defended** 1 vs. Houston Texans, Dec 19, 2021  
1 vs. Tennessee Titans, Oct 10, 2021  
...1 more at 1.

**Fumble Recoveries** 1 vs. Indianapolis Colts, Jan 09, 2022  
1 vs. Houston Texans, Nov 08, 2020

**Tackles For Loss** 1 vs. Las Vegas Raiders, Nov 06, 2022  
1 vs. New York Giants, Oct 23, 2022  
...5 more at 1.



**2022 GAME-BY-GAME REGULAR-SEASON STATISTICS (JAGUARS)**

DATE	OPPONENT	P/S	TACKLES							INTERCEPTIONS					O. FUMB				ST				MISC		SCORE			
			TK	S	A	SK	YDS	TFL	YDS	QBH	NO	YDS	LG	TD	PD	FF	FR	TD	YDS	TK	S	A	FF	FR		S	A	W/L
09/11	at Commanders	S	2	1	1	0.0	0.0	1	1	0	0	0	0	0	0	0	0	0	0	0	0	0	0	0	0	0	L	22-28
09/18	Colts	S	1	1	0	0.0	0.0	0	0	0	0	0	0	0	0	0	0	0	0	0	0	0	0	0	0	W	24-0	
09/25	at Chargers	P	0	0	0	0.0	0.0	0	0	0	0	0	0	0	0	0	0	0	0	0	0	0	0	0	0	W	38-10	
10/02	at Eagles	S	5	3	2	0.0	0.0	0	0	0	0	0	0	0	0	0	0	0	0	0	0	0	0	0	0	L	21-29	
10/09	Texans	S	2	1	1	0.0	0.0	0	0	1	0	0	0	0	0	0	0	0	0	0	0	0	0	0	0	L	6-13	
10/16	at Colts	S	6	2	4	0.0	0.0	0	0	1	0	0	0	0	0	0	0	0	0	0	0	0	0	0	0	L	27-34	
10/23	Giants	S	7	3	4	0.0	0.0	1	1	0	0	0	0	0	0	0	0	0	0	0	0	0	0	0	0	L	17-23	
10/30	Broncos	S	4	3	1	0.0	0.0	0	0	0	0	0	0	0	0	0	0	0	0	0	0	0	0	0	0	L	17-21	
11/06	Raiders	S	3	1	2	0.0	0.0	1	2	0	0	0	0	0	0	0	0	0	0	0	0	0	0	0	0	W	27-20	
<b>2022 TOTALS</b>		<b>9-8</b>	<b>30</b>	<b>15</b>	<b>15</b>	<b>0.0</b>	<b>0.0</b>	<b>3</b>	<b>4</b>	<b>2</b>	<b>0</b>	<b>0</b>	<b>0</b>	<b>0</b>	<b>0</b>	<b>0</b>	<b>0</b>	<b>0</b>	<b>0</b>	<b>0</b>	<b>0</b>	<b>0</b>	<b>0</b>	<b>0</b>	<b>0</b>	<b>3-6</b>		

**2021 GAME-BY-GAME REGULAR-SEASON STATISTICS (JAGUARS)**

DATE	OPPONENT	P/S	TACKLES							INTERCEPTIONS					O. FUMB				ST				MISC		SCORE			
			TK	S	A	SK	YDS	TFL	YDS	QBH	NO	YDS	LG	TD	PD	FF	FR	TD	YDS	TK	S	A	FF	FR		S	A	W/L
09/12	at Texans	S	4	0	4	0.0	0.0	0	0	0	0	0	0	0	0	0	0	0	0	0	0	0	0	0	0	L	21-37	
09/19	Broncos	P	5	3	2	0.0	0.0	0	0	0	0	0	0	0	0	0	0	0	0	0	0	0	0	0	0	L	13-23	
09/26	Cardinals	S	1	0	1	0.0	0.0	0	0	0	0	0	0	0	0	0	0	0	0	0	0	0	0	0	0	L	19-31	
09/30	at Bengals	P	3	2	1	0.0	0.0	0	0	0	0	0	0	0	0	0	0	0	0	0	0	0	0	0	0	L	21-24	
10/10	Titans	S	7	4	3	0.0	0.0	0	0	0	0	0	0	1	0	0	0	0	0	0	0	0	0	0	0	L	19-37	
10/17	Dolphins	P	0	0	0	0.0	0.0	0	0	0	0	0	0	0	0	0	0	0	0	0	0	0	0	0	0	W	23-20	
10/31	at Seahawks	S	1	0	1	0.0	0.0	0	0	0	0	0	0	0	0	0	0	0	0	0	0	0	0	0	0	L	7-31	
11/07	Bills	P	1	0	1	0.0	0.0	0	0	0	0	0	0	0	0	0	0	0	0	0	0	0	0	0	0	W	9-6	
11/14	at Colts	P	2	2	0	1.0	12.0	1	12	1	0	0	0	0	0	0	0	0	0	0	0	0	0	0	0	L	17-23	
11/21	49ers	S	2	0	2	0.0	0.0	0	0	0	0	0	0	0	0	0	0	0	0	0	0	0	0	0	0	L	10-30	
11/28	Falcons	S	0	0	0	0.0	0.0	0	0	1	0	0	0	0	0	0	0	0	0	0	0	0	0	0	0	L	14-21	
12/05	at Rams										INACTIVE																L	7-37
12/12	at Titans	P	4	3	1	0.0	0.0	0	0	0	0	0	0	0	0	0	0	0	0	0	0	0	0	0	0	0	L	0-20
12/19	Texans	S	3	3	0	0.0	0.0	1	1	0	0	0	0	1	0	0	0	0	0	0	0	0	0	0	0	L	16-30	
12/26	at Jets	S	6	3	3	0.0	0.0	0	0	0	0	0	0	0	0	0	0	0	0	0	0	0	0	0	0	L	21-26	
01/02	at Patriots	P	5	4	1	0.0	0.0	0	0	0	0	0	0	0	0	0	0	0	0	0	0	0	0	0	0	L	10-50	
01/09	Colts	P	2	2	0	0.0	0.0	0	0	0	0	0	0	0	0	1	0	0	0	0	0	0	0	0	0	W	26-11	
<b>2021 TOTALS</b>		<b>16-8</b>	<b>46</b>	<b>26</b>	<b>20</b>	<b>1.0</b>	<b>12.0</b>	<b>2</b>	<b>13</b>	<b>2</b>	<b>0</b>	<b>0</b>	<b>0</b>	<b>0</b>	<b>2</b>	<b>0</b>	<b>1</b>	<b>0</b>	<b>0</b>	<b>0</b>	<b>0</b>	<b>0</b>	<b>0</b>	<b>0</b>	<b>0</b>	<b>3-14</b>		





# BLAKE HANCE | 73

**POSITION:** OFFENSIVE LINEMAN  
**HT:** 6-5 | **WT:** 310 | **DOB:** 1-11-1996  
**COLLEGE:** NORTHWESTERN  
**HOMETOWN:** JACKSONVILLE, ILL.  
**ACQ:** W (S.F.)-'22  
**EXP:** 3rd YEAR

## KEY TRANSACTIONS

- Originally signed by Buffalo as a rookie free agent on 5/9/19
- Signed by Washington on 6/3/19
- Signed to Jacksonville's practice squad on 9/2/19
- Signed by the New York Jets on 9/23/20
- Signed by Cleveland on 1/2/21
- Re-signed by Cleveland on 4/13/22
- Claimed off waivers by San Francisco on 8/31/22
- Claimed off waivers by Jacksonville on 11/1/22

## PRO

### Jaguars (2022)

- 11/6 vs. L.V.: Saw action on special teams

### 49ers (2022)

- Played in six games and allowed zero sacks

### Browns (2021)

- Played in 17 games with eight starts

## COLLEGE

- Appeared in 51 games with 46 starts in four years at Northwestern
- Started all 13 games in 2017, four at left guard and nine at left tackle
- Started 8 games as a freshman in 2015 and was named to the Big Ten All-Freshman Team

## PERSONAL

- Attended Jacksonville High School in Illinois where he earned four varsity letters as a tight end, defensive end, and long snapper
- Recorded 113 catches for 1,459 yards and seven touchdowns as well as 104 tackles and 9.0 sacks
- Also played four years of varsity basketball, earning the team's offensive MVP honor and was a two-year starting pitcher in varsity baseball
- Earned an undergraduate degree in economics and master's degree in management studies

### BLAKE HANCE'S NFL REGULAR SEASON STATISTICS

DATE	TEAM	GP	GS
2019	Redskins	0	0
2020	Jets	0	0
2021	Browns	17	8
2022	Browns	0	0
Went from <b>Cleveland</b> to <b>San Francisco</b> .			
2022	49ers	6	0
Went from <b>San Francisco</b> to <b>Jacksonville</b> .			
2022	Jaguars	1	0
2022	TOTAL	7	0
<b>NFL TOTALS</b>		<b>24</b>	<b>8</b>

### BLAKE HANCE'S NFL POSTSEASON STATISTICS

DATE	TEAM	GP	GS
2020	Browns	2	0
<b>NFL TOTALS</b>		<b>2</b>	<b>0</b>



**2022 GAME-BY-GAME REGULAR-SEASON STATISTICS (BROWNS/49ERS/JAGUARS)**

DATE	OPPONENT	P/S		W/L	SCORE
09/11	at Panthers		DID NOT PLAY Went from <b>Browns</b> to <b>49ers</b> .	W	26-24
09/18	Seahawks	P		W	27-7
09/25	at Broncos	P		L	10-11
10/03	Rams	P		W	24-9
10/09	at Panthers	P		W	37-15
10/16	at Falcons	P		L	14-28
10/23	Chiefs	P		L	23-44
10/30	at Rams		DID NOT PLAY Went from <b>49ers</b> to <b>Jaguars</b> .	W	31-14
11/06	Raiders	P		W	27-20
<b>2022 TOTALS</b>				<b>6-3</b>	

**2021 GAME-BY-GAME REGULAR-SEASON STATISTICS (BROWNS)**

DATE	OPPONENT	P/S		W/L	SCORE
09/12	at Chiefs	P		L	29-33
09/19	Texans	P		W	31-21
09/26	Bears	P		W	26-6
10/03	at Vikings	P		W	14-7
10/10	at Chargers	S		L	42-47
10/17	Cardinals	S		L	14-37
10/21	Broncos	S		W	17-14
10/31	Steelers	P		L	10-15
11/07	at Bengals	S		W	41-16
11/14	at Patriots	S		L	7-45
11/21	Lions	S		W	13-10
11/28	at Ravens	P		L	10-16
12/12	Ravens	P		W	24-22
12/20	Raiders	S		L	14-16
12/25	at Packers	S		L	22-24
01/03	at Steelers	P		L	14-26
01/09	Bengals	P		W	21-16
<b>2021 TOTALS</b>				<b>8-9</b>	







# JAMYCAL HASTY | 22

**POSITION:** RUNNING BACK  
**HT:** 5-8 | **WT:** 205 | **DOB:** 9-12-1996  
**COLLEGE:** BAYLOR  
**HOMETOWN:** LONGVIEW, TEXAS  
**ACQ:** W (S.F.)-'22  
**EXP:** 3rd YEAR

## KEY TRANSACTIONS

- Originally signed with San Francisco on 4/28/20
- Signed to San Francisco's practice squad on 9/6/20
- Waived by San Francisco on 8/30/22
- Claimed off waivers by Jacksonville on 8/31/22

## PRO

### 2022 (Jaguars)

- **11/6 vs. L.V.:** Saw action at running back and on special teams... Rushed for 6 yards on three attempts and caught one pass for five yards
- **10/30 vs. DEN:** Saw action at running back and on special teams... Rushed for 13 yards on four attempts... Recorded one special teams tackle
- **10/23 vs. NYG:** Saw action at running back and on special teams... Rushed for six yards on one attempt
- **10/16 at IND:** Saw action at running back and on special teams... Rushed for 57 yards on three attempts to tie his career high and scored one touchdown on a career-long 61-yard run
- **10/9 vs. HOU:** Saw action at running back and rushed for 6 yards on one attempt
- **10/2 at PHI:** Saw action on offense and special teams and recorded two receptions for 22 yards
- **9/25 at LAC:** Saw action on offense and special teams
- **9/18 vs. IND:** Saw action on special teams
- **9/11 at WAS:** Saw action at running back and on special teams

### 2021 (49ers)

- Played in 11 games and rushed for 68 yards

### 2020 (49ers)

- Played in eight games and rushed for 148 yards

## COLLEGE

- 2019 All-Big 12 honorable mention
- Played 45 games with 16 career starts
- Rushed for 1,998 yards on 386 attempts and 15 touchdowns

## PERSONAL

- Earned a degree in Health, Kinesiology, and Leisure Studies

### JAMYCAL HASTY'S NFL REGULAR SEASON RUSHING/RECEIVING STATISTICS

DATE	TEAM	RUSHING							RECEIVING				
		GP	GS	NO.	YDS.	AVG.	LG	TD	NO.	YDS.	AVG.	LG	TD
2020	49ers	8	0	39	148	3.8	20	1	7	33	4.7	16	0
2021	49ers	11	0	16	68	4.3	21	1	23	157	6.8	23	0
2022	Jaguars	9	0	12	88	7.3	61t	1	6	24	4.0	15	0
<b>NFL TOTALS</b>		<b>28</b>	<b>0</b>	<b>67</b>	<b>304</b>	<b>4.5</b>	<b>61T</b>	<b>3</b>	<b>36</b>	<b>214</b>	<b>5.9</b>	<b>23</b>	<b>0</b>

### JAMYCAL HASTY'S NFL POSTSEASON RUSHING/RECEIVING STATISTICS

DATE	TEAM	RUSHING							RECEIVING				
		GP	GS	NO.	YDS.	AVG.	LG	TD	NO.	YDS.	AVG.	LG	TD
2021	49ers	3	0	0	0	0.0	0	0	1	6	6.0	6	0
<b>NFL TOTALS</b>		<b>3</b>	<b>0</b>	<b>0</b>	<b>0</b>	<b>0.0</b>	<b>0</b>	<b>0</b>	<b>1</b>	<b>6</b>	<b>6.0</b>	<b>6</b>	<b>0</b>

### JAMYCAL HASTY'S NFL REGULAR SEASON RETURN STATISTICS

DATE	TEAM	KICKOFF RETURNS					PUNT RETURNS					
		RET.	YDS.	AVG.	LG	TD	NO.	FC	YDS.	AVG.	LG	TD
2020	49ers	3	57	19.0	21	0	0	0	0	0.0	0	0
2021	49ers	9	145	16.1	28	0	0	0	0	0.0	0	0
2022	Jaguars	4	97	24.3	29	0	0	0	0	0.0	0	0
<b>NFL TOTALS</b>		<b>16</b>	<b>299</b>	<b>18.7</b>	<b>29</b>	<b>0</b>	<b>0</b>	<b>0</b>	<b>0</b>	<b>0.0</b>	<b>0</b>	<b>0</b>



**JAMYCAL HASTY'S NFL POSTSEASON RETURN STATISTICS**

DATE	TEAM	KICKOFF RETURNS					PUNT RETURNS					
		RET.	YDS.	AVG.	LG	TD	NO.	FC	YDS.	AVG.	LG	TD
2021	49ers	3	61	20.3	32	0	0	0	0	0.0	0	0
<b>NFL TOTALS</b>		<b>3</b>	<b>61</b>	<b>20.3</b>	<b>32</b>	<b>0</b>	<b>0</b>	<b>0</b>	<b>0</b>	<b>0.0</b>	<b>0</b>	<b>0</b>

**SINGLE-GAME HIGHS: RUSHING/RECEIVING**

<b>Rush Attempts</b>	12 at Seattle Seahawks, Nov 01, 2020 9 at New England Patriots, Oct 25, 2020 ...1 more at 9.	<b>All-Purpose Yards</b>	74 vs. New York Giants, Oct 23, 2022 73 at Cincinnati Bengals, Dec 12, 2021 ...1 more at 73.
<b>Rushing Yards</b>	57 at Indianapolis Colts, Oct 16, 2022 57 at New England Patriots, Oct 25, 2020	<b>Kickoff Returns</b>	3 vs. New York Giants, Oct 23, 2022 3 at Cincinnati Bengals, Dec 12, 2021
<b>Rushing Average</b>	6.3 at New England Patriots, Oct 25, 2020 4.1 vs. Los Angeles Rams, Oct 18, 2020	<b>Kickoff Return Yards</b>	68 vs. New York Giants, Oct 23, 2022 63 at Cincinnati Bengals, Dec 12, 2021
<b>Longest Runs</b>	61t at Indianapolis Colts, Oct 16, 2022 21 at Philadelphia Eagles, Sep 19, 2021	<b>Longest Kickoff Return</b>	29 vs. Denver Broncos, Oct 30, 2022 28 vs. Houston Texans, Jan 02, 2022
<b>Rushing TDs</b>	1 at Detroit Lions, Sep 12, 2021	<b>Kickoff Return Average</b>	22.7 vs. New York Giants, Oct 23, 2022 21.0 at Cincinnati Bengals, Dec 12, 2021
<b>Receptions</b>	1 at Seattle Seahawks, Nov 01, 2020 4 at Philadelphia Eagles, Sep 19, 2021 3 vs. Denver Broncos, Oct 30, 2022 ...4 more at 3.	<b>Special Teams Tackles</b>	1 vs. Houston Texans, Jan 02, 2022 1 at Seattle Seahawks, Dec 05, 2021 ...4 more at 1.
<b>Receiving Yards</b>	29 at Chicago Bears, Oct 31, 2021 26 at Tennessee Titans, Dec 23, 2021	<b>Most TDs</b>	1 at Indianapolis Colts, Oct 16, 2022 1 at Detroit Lions, Sep 12, 2021 ...1 more at 1.
<b>Receiving Average</b>	8.7 at Tennessee Titans, Dec 23, 2021 5.3 at Philadelphia Eagles, Sep 19, 2021	<b>Miscellaneous Tackles</b>	1 vs. Indianapolis Colts, Oct 24, 2021
<b>Longest Receptions</b>	23 at Chicago Bears, Oct 31, 2021 16 at New England Patriots, Oct 25, 2020		

**SINGLE-GAME HIGHS - POSTSEASON: RUSHING/RECEIVING**

<b>Receptions</b>	1 at Los Angeles Rams, Jan 30, 2022	<b>Kickoff Returns</b>	2 at Dallas Cowboys, Jan 16, 2022
<b>Receiving Yards</b>	6 at Los Angeles Rams, Jan 30, 2022	<b>Kickoff Return Yards</b>	32 at Green Bay Packers, Jan 22, 2022
<b>Longest Receptions</b>	6 at Los Angeles Rams, Jan 30, 2022	<b>Longest Kickoff Return</b>	29 at Dallas Cowboys, Jan 16, 2022 32 at Green Bay Packers, Jan 22, 2022 16 at Dallas Cowboys, Jan 16, 2022
<b>All-Purpose Yards</b>	32 at Green Bay Packers, Jan 22, 2022 29 at Dallas Cowboys, Jan 16, 2022		

**2022 GAME-BY-GAME REGULAR-SEASON STATISTICS (JAGUARS)**

DATE	OPPONENT	P/S	RUSHING					RECEIVING					W/L	SCORE	
			NO.	YDS.	AVG.	LG	TD	NO.	YDS.	AVG.	LG	TD			
09/11	at Commanders	P	0	0	0.0	0	0	0	0	0.0	0	0	0	L	22-28
09/18	Colts	P	0	0	0.0	0	0	0	0	0.0	0	0	0	W	24-0
09/25	at Chargers	P	0	0	0.0	0	0	0	0	0.0	0	0	0	W	38-10
10/02	at Eagles	P	0	0	0.0	0	0	2	22	11.0	15	0	0	L	21-29
10/09	Texans	P	1	6	6.0	6	0	0	0	0.0	0	0	0	L	6-13
10/16	at Colts	P	3	57	19.0	61t	1	0	0	0.0	0	0	0	L	27-34
10/23	Giants	P	1	6	6.0	6	0	0	0	0.0	0	0	0	L	17-23
10/30	Broncos	P	4	13	3.3	12	0	3	-3	-1.0	3	0	0	L	17-21
11/06	Raiders	P	3	6	2.0	4	0	1	5	5.0	5	0	0	W	27-20
<b>2022 TOTALS</b>		<b>9-0</b>	<b>12</b>	<b>88</b>	<b>7.3</b>	<b>61T</b>	<b>1</b>	<b>6</b>	<b>24</b>	<b>4.0</b>	<b>15</b>	<b>0</b>	<b>3-6</b>		



**2021 GAME-BY-GAME REGULAR-SEASON STATISTICS (49ERS)**

DATE	OPPONENT	P/S	RUSHING					RECEIVING					W/L	SCORE
			NO.	YDS.	AVG.	LG	TD	NO.	YDS.	AVG.	LG	TD		
09/12	at Lions	P	1	3	3.0	3t	1	1	15	15.0	15	0	W	41-33
09/19	at Eagles	P	5	38	7.6	21	0	4	21	5.3	8	0	W	17-11
09/26	Packers												L	28-30
10/03	Seahawks												L	21-28
10/10	at Cardinals												L	10-17
10/24	Colts	P	3	1	0.3	2	0	3	15	5.0	9	0	L	18-30
10/31	at Bears	P	3	4	1.3	2	0	2	29	14.5	23	0	W	33-22
11/07	Cardinals	P	1	2	2.0	2	0	3	11	3.7	5	0	L	17-31
11/15	Rams												W	31-10
11/21	at Jaguars												W	30-10
11/28	Vikings												W	34-26
12/05	at Seahawks	P	0	0	0.0	0	0	0	0	0.0	0	0	L	23-30
12/12	at Bengals	P	0	0	0.0	0	0	3	10	3.3	4	0	W	26-23+
12/19	Falcons	P	1	13	13.0	13	0	1	3	3.0	3	0	W	31-13
12/23	at Titans	P	1	3	3.0	3	0	3	26	8.7	12	0	L	17-20
01/02	Texans	P	0	0	0.0	0	0	1	6	6.0	6	0	W	23-7
01/09	at Rams	P	1	4	4.0	4	0	2	21	10.5	13	0	W	27-24+
<b>2021 TOTALS</b>		<b>11-0</b>	<b>16</b>	<b>68</b>	<b>4.3</b>	<b>21</b>	<b>1</b>	<b>23</b>	<b>157</b>	<b>6.8</b>	<b>23</b>	<b>0</b>	<b>10-7</b>	

+ - Overtime

**2021 GAME-BY-GAME POSTSEASON STATISTICS (49ERS)**

DATE	OPPONENT	P/S	RUSHING					RECEIVING					W/L	SCORE
			NO.	YDS.	AVG.	LG	TD	NO.	YDS.	AVG.	LG	TD		
01/16	at Cowboys	P	0	0	0.0	0	0	0	0	0.0	0	0	W	23-17
01/22	at Packers	P	0	0	0.0	0	0	0	0	0.0	0	0	W	13-10
01/30	at Rams	P	0	0	0.0	0	0	1	6	6.0	6	0	L	17-20
<b>2021 TOTALS</b>		<b>3-0</b>	<b>0</b>	<b>0</b>	<b>0.0</b>	<b>0</b>	<b>0</b>	<b>1</b>	<b>6</b>	<b>6.0</b>	<b>6</b>	<b>0</b>	<b>2-1</b>	





# TRE HERNDON | 37

**POSITION:** CORNERBACK  
**HT:** 5-11 | **WT:** 190 | **DOB:** 3-5-1996  
**COLLEGE:** VANDERBILT  
**HOMETOWN:** CHATTANOOGA, TENN.  
**ACQ:** FA-'18  
**EXP:** 5th YEAR

@\_423hern  
 @423hern\_

## KEY TRANSACTIONS

- Originally signed by Jacksonville as an undrafted rookie on 4/30/18

## PRO

### 2022 (Jaguars)

- 11/6 vs. L.V.:** Saw action at cornerback and on special teams... Recorded three total tackles, one pass defended and one forced fumble
- 10/30 vs. DEN:** Saw action at cornerback and on special teams and recorded five solo tackles
- 10/23 vs. NYG:** Saw action at cornerback and on special teams and recorded three tackles (two solo) and one pass defended
- 10/16 at IND:** Saw action on special teams and recorded one special teams tackle
- 10/9 vs. HOU:** Saw action on special teams
- 10/2 at PHI:** Saw action on special teams
- 9/25 at LAC:** Started at cornerback and recorded six tackles (five solo) and one pass defended
- 9/18 vs. IND:** Saw action on defense and special teams
- 9/11 at WAS:** Saw action on special teams

### 2021 (Jaguars)

- Appeared in nine games making three starts... Had 17 total tackles including one tackle for loss
- 10/17 vs. MIA:** Started at nickel cornerback and recorded five total tackles (three solo), including one tackle for loss
- 9/30 at CIN:** Started at nickel in his first game of the 2021 season... Recorded five solo tackles

### 2020 (Jaguars)

- Saw action in all 16 games on the year, starting in 12... Amassed a career-high 76 tackles (64 solo), five passes defended and 1.0 sack
- 11/22 vs. PIT:** Started at cornerback and notched a season-high seven tackles and one pass defended
- 12/13 vs. TEN:** Started at cornerback, tying a career-best nine tackles (seven solo) and notched one pass defended

### 2019 (Jaguars)

- Appeared in all 16 games, making 14 starts and led the team in both passes defended (13) and INTs (three)... Also amassed 54 tackles (41 solo)
- 9/15 at HOU:** Recorded his first career start at cornerback, registering four tackles (three solo) and one pass defended
- 12/22 at ATL:** Started and posted three solo tackles, two passes defended and one INT

### 2018 (Jaguars)

- Tallied seven tackles (six solo) in 11 appearances
- 9/9 at NYG:** Saw action on special teams and recorded one special teams tackle in his NFL debut

## COLLEGE

- Played both outside cornerback and nickel back for the Commodores
- Appeared in 48 career games with 36 starts and totaled 126 tackles (93 solo), 25 passes defended, 2.5 tackles for a loss, 2.0 sacks and two INTs
- Started 29 consecutive games starting his sophomore to senior season

## PERSONAL

- Three-year starter at East Hamilton (Chattanooga, Tenn.) High School where he helped the Hurricanes to a 10-3 record and 5A state playoffs in his senior year
- Named to Chattanooga Times-Free Press' "Best of Preps Team" and sportswriters' first-team all-state squad
- First football player from East Hamilton High School to sign a SEC scholarship
- Engaged to his fiancé, Treyleana, on July 17, 2021
- Son of Sabrina and Willie Herndon Jr.
- Has two dogs, a hound mix named Rambo and an American bull dog named Ali
- Herndon, along with his fiancé, Treyleana, donated 10,000 meals to Feeding Northeast Florida to those in need during COVID-19
- Has a strong passion for real estate investment

### TRE HERNDON'S NFL REGULAR SEASON DEFENSIVE STATISTICS

DATE	TEAM	GP	GS	TACKLES						INTERCEPTIONS						O. FUMB				ST			MISC			
				TK	S	A	TFL	YDS	SK	YDS	QBH	NO	YDS	LG	TD	PD	FF	FR	TD	YDS	TK	S	A	FF	FR	S
2018	Jaguars	11	0	7	6	1	0	0	0.0	0.0	0	0	0	0	0	0	0	0	0	6	4	2	0	0	0	0
2019	Jaguars	16	14	54	41	13	1	5	0.0	0.0	0	3	0	0	0	13	0	0	0	1	1	0	0	0	0	0
2020	Jaguars	16	12	76	64	12	4	16	1.0	8.0	2	0	0	0	0	5	0	0	0	0	0	0	0	0	0	0
2021	Jaguars	9	3	17	12	5	1	0	0.0	0.0	0	0	0	0	0	0	0	0	0	0	0	0	0	0	0	0
2022	Jaguars	9	1	17	14	3	0	0	0.0	0.0	0	0	0	0	0	3	1	0	0	2	0	2	0	0	0	0
<b>NFL TOTALS</b>		<b>61</b>	<b>30</b>	<b>171</b>	<b>137</b>	<b>34</b>	<b>6</b>	<b>21</b>	<b>1.0</b>	<b>8.0</b>	<b>2</b>	<b>3</b>	<b>0</b>	<b>0</b>	<b>0</b>	<b>21</b>	<b>1</b>	<b>0</b>	<b>0</b>	<b>9</b>	<b>5</b>	<b>4</b>	<b>0</b>	<b>0</b>	<b>0</b>	<b>0</b>



**SINGLE-GAME HIGHS: DEFENSIVE**

**Total Tackles** 9 vs. Tennessee Titans, Dec 13, 2020  
 9 at Minnesota Vikings, Dec 06, 2020  
 ...1 more at 9.

**Solo Tackles** 8 at Minnesota Vikings, Dec 06, 2020  
 7 at Indianapolis Colts, Jan 03, 2021  
 ...2 more at 7.

**Sacks** 1.0 vs. Houston Texans, Nov 08, 2020

**Passes Defensed** 2 at Atlanta Falcons, Dec 22, 2019  
 2 at Indianapolis Colts, Nov 17, 2019  
 ...2 more at 2.

**Forced Fumbles** 1 vs. Las Vegas Raiders, Nov 06, 2022

**Tackles For Loss** 2 vs. Houston Texans, Nov 08, 2020  
 1 vs. Miami Dolphins, Oct 17, 2021  
 ...3 more at 1.

**Interceptions** 2 vs. New York Jets, Oct 27, 2019  
 1 at Atlanta Falcons, Dec 22, 2019

**Special Teams Tackles** 2 vs. Tennessee Titans, Sep 23, 2018  
 1 at Los Angeles Chargers, Sep 25, 2022  
 ...5 more at 1.

**2022 GAME-BY-GAME REGULAR-SEASON STATISTICS (JAGUARS)**

DATE	OPPONENT	P/S	TACKLES							INTERCEPTIONS					O. FUMB				ST				MISC		W/L	SCORE		
			TK	S	A	SK	YDS	TFL	YDS	QBH	NO	YDS	LG	TD	PD	FF	FR	TD	YDS	TK	S	A	FF	FR			S	A
09/11	at Commanders	P	0	0	0	0.0	0.0	0	0	0	0	0	0	0	0	0	0	0	0	0	0	0	0	0	0	0	L	22-28
09/18	Colts	P	0	0	0	0.0	0.0	0	0	0	0	0	0	0	0	0	0	0	0	0	0	0	0	0	0	0	W	24-0
09/25	at Chargers	S	6	5	1	0.0	0.0	0	0	0	0	0	0	0	1	0	0	0	0	1	0	1	0	0	0	0	W	38-10
10/02	at Eagles	P	0	0	0	0.0	0.0	0	0	0	0	0	0	0	0	0	0	0	0	0	0	0	0	0	0	0	L	21-29
10/09	Texans	P	0	0	0	0.0	0.0	0	0	0	0	0	0	0	0	0	0	0	0	0	0	0	0	0	0	0	L	6-13
10/16	at Colts	P	0	0	0	0.0	0.0	0	0	0	0	0	0	0	0	0	0	0	0	1	0	1	0	0	0	0	L	27-34
10/23	Giants	P	3	1	2	0.0	0.0	0	0	0	0	0	0	0	1	0	0	0	0	0	0	0	0	0	0	0	L	17-23
10/30	Broncos	P	5	5	0	0.0	0.0	0	0	0	0	0	0	0	0	0	0	0	0	0	0	0	0	0	0	0	L	17-21
11/06	Raiders	P	3	3	0	0.0	0.0	0	0	0	0	0	0	0	1	1	0	0	0	0	0	0	0	0	0	0	W	27-20
<b>2022 TOTALS</b>		<b>9-1</b>	<b>17</b>	<b>14</b>	<b>3</b>	<b>0.0</b>	<b>0.0</b>	<b>0</b>	<b>0</b>	<b>0</b>	<b>0</b>	<b>0</b>	<b>0</b>	<b>0</b>	<b>3</b>	<b>1</b>	<b>0</b>	<b>0</b>	<b>0</b>	<b>2</b>	<b>0</b>	<b>2</b>	<b>0</b>	<b>0</b>	<b>0</b>	<b>0</b>	<b>3-6</b>	

**2021 GAME-BY-GAME REGULAR-SEASON STATISTICS (JAGUARS)**

DATE	OPPONENT	P/S	TACKLES							INTERCEPTIONS					O. FUMB				ST				MISC		W/L	SCORE			
			TK	S	A	SK	YDS	TFL	YDS	QBH	NO	YDS	LG	TD	PD	FF	FR	TD	YDS	TK	S	A	FF	FR			S	A	
09/12	at Texans																											L	21-37
09/19	Broncos																											L	13-23
09/26	Cardinals																											L	19-31
09/30	at Bengals	S	5	5	0	0.0	0.0	0	0	0	0	0	0	0	0	0	0	0	0	0	0	0	0	0	0	0	0	L	21-24
10/10	Titans	P	3	2	1	0.0	0.0	0	0	0	0	0	0	0	0	0	0	0	0	0	0	0	0	0	0	0	0	L	19-37
10/17	Dolphins	S	5	3	2	0.0	0.0	1	0	0	0	0	0	0	0	0	0	0	0	0	0	0	0	0	0	0	0	W	23-20
10/31	at Seahawks	P	0	0	0	0.0	0.0	0	0	0	0	0	0	0	0	0	0	0	0	0	0	0	0	0	0	0	0	L	7-31
11/07	Bills																											W	9-6
11/14	at Colts																											L	17-23
11/21	49ers																											L	10-30
11/28	Falcons	P	0	0	0	0.0	0.0	0	0	0	0	0	0	0	0	0	0	0	0	0	0	0	0	0	0	0	0	L	14-21
12/05	at Rams	P	0	0	0	0.0	0.0	0	0	0	0	0	0	0	0	0	0	0	0	0	0	0	0	0	0	0	0	L	7-37
12/12	at Titans																											L	0-20
12/19	Texans	P	0	0	0	0.0	0.0	0	0	0	0	0	0	0	0	0	0	0	0	0	0	0	0	0	0	0	0	L	16-30
12/26	at Jets																											L	21-26
01/02	at Patriots	S	1	0	1	0.0	0.0	0	0	0	0	0	0	0	0	0	0	0	0	0	0	0	0	0	0	0	0	L	10-50
01/09	Colts	P	3	2	1	0.0	0.0	0	0	0	0	0	0	0	0	0	0	0	0	0	0	0	0	0	0	0	0	W	26-11
<b>2021 TOTALS</b>		<b>9-3</b>	<b>17</b>	<b>12</b>	<b>5</b>	<b>0.0</b>	<b>0.0</b>	<b>1</b>	<b>0</b>	<b>0</b>	<b>0</b>	<b>0</b>	<b>0</b>	<b>0</b>	<b>0</b>	<b>0</b>	<b>0</b>	<b>0</b>	<b>0</b>	<b>0</b>	<b>0</b>	<b>0</b>	<b>0</b>	<b>0</b>	<b>0</b>	<b>0</b>	<b>3-14</b>		





# RAYSHAWN JENKINS | 2

POSITION: SAFETY

HT: 6-1 | WT: 200 | DOB: 1-25-1994

COLLEGE: MIAMI (FLA.)

HOMETOWN: ST. PETERSBURG, FLA.

ACQ: UFA (LAC)-'21

EXP: 6th YEAR

 Jenkz\_26

 @jenkz\_26

## KEY TRANSACTIONS

- Originally drafted by the Los Angeles Chargers in the fourth round (113th overall) of the 2017 draft
- Signed by Jacksonville as an unrestricted free agent on 3/15/21

## PRO

### 2022 (Jaguars)

- **11/6 vs. L.V.:** Started at safety and posted five tackles (two solo), including one tackle for loss, before leaving the game early with a head injury
- **10/30 vs. DEN:** Started at safety and recorded nine tackles (eight solo)
- **10/23 vs. NYG:** Started at safety and recorded five tackles (three solo) and two passes defended
- **10/16 at IND:** Started at safety and recorded eight tackles (seven solo) and one pass defended
- **10/9 vs. HOU:** Started at safety and recorded a career-high 12 tackles (seven solo)
- **10/2 at PHI:** Started at safety and recorded six tackles (four solo) and one pass defended
- **9/25 at LAC:** Started at safety and recorded five tackles (four solo)
- **9/18 vs. IND:** Started at safety and recorded three tackles (two solo), four passes defended and one interception
- **9/11 at WAS:** Started at safety and recorded two tackles (one solo), one QB hit and one pass defended

### 2021 (Jaguars)

- Voted a team captain for the 2021 season
- Started in 14 games and tallied 66 tackles (49 solo), including one tackle for loss and recorded three passes defended
- **11/14 at IND:** Started at safety and recorded six total tackles (four solo) and one special teams tackle
- **9/12 at HOU:** Started at safety and had six solo tackles, one tackle for loss, one pass defended and one QB hit in his Jaguars debut

### 2020 (Chargers)

- Played and started in 15 games... Had a career-high 84 tackles (58 solo), four tackles for loss and two interceptions... Also had 1.0 sack and tied a career high with four passes defended

### 2019 (Chargers)

- Started all 16 games at safety, registering 52 tackles (34 solo) and two tackles for loss
- Recorded three INTs and four passes defended on the year... Had three tackles on special teams

### 2018 (Chargers)

- Appeared in 15 contests with one start at safety
- Posted 13 tackles (eight solo)... Recorded a half-sack, the first of his career, and 1.5 tackles for loss... Registered 10 tackles on special teams
- Started both postseason games at safety, recording 12 tackles (eight solo)... Added a special teams tackle

### 2017 (Chargers)

- Played in 15 games, missing one with a concussion
- Totaled five tackles (four solo), a pass defended and 11 tackles on special teams, pinning the opponent inside their own 20 four times

## COLLEGE

- Played four seasons (2012-13, '15-16) at Miami with a medical redshirt in 2014, appearing in 49 career games with 33 starts
- Finished with 201 tackles, including eight tackles for loss and 1.5 sacks
- Posted nine INTs, 28 passes defended and a fumble recovery
- Earned honorable mention All-Atlantic Coast Conference as a senior when he ranked third on the team with 76 tackles (56 solo) while leading the team with two INTs.

## PERSONAL

- Attended the 2022 DUUUVAL draft party at Daily's Place as a player panelist
- Has 17 siblings
- Played youth football with teammate Shaquill Griffin
- Earned a degree in criminology with a minor in sports administration from Miami
- Played quarterback, wide receiver, running back and defensive back at Admiral Farragut Academy in St. Petersburg, Fla.
- Also ran track as was named the school's Athlete of the Year after winning the 1A state title in the 110-meter hurdles and finishing second in the 300-meter hurdles
- Lettered four years in football and three in track & field



**RAYSHAWN JENKINS' NFL REGULAR SEASON DEFENSIVE STATISTICS**

DATE	TEAM	GP	GS	TACKLES							INTERCEPTIONS							O. FUMB					ST				MISC			
				TK	S	A	TFL	YDS	SK	YDS	QBH	NO	YDS	LG	TD	PD	FF	FR	TD	YDS	TK	S	A	FF	FR	S	A			
2017	Chargers	15	0	5	4	1	0	0	0.0	0.0	1	0	0	0	0	1	0	0	0	0	0	0	0	8	6	2	0	0	0	0
2018	Chargers	15	1	13	8	5	1	1	0.5	3.5	2	0	0	0	0	0	0	0	0	0	0	0	0	10	5	5	0	0	0	0
2019	Chargers	16	16	53	34	19	2	9	0.0	0.0	0	3	10	8	0	4	0	0	0	0	0	0	1	0	1	0	0	0	0	
2020	Chargers	15	15	81	56	25	4	9	1.0	6.0	1	2	23	23	0	4	0	0	0	0	0	0	3	2	1	0	0	0	0	
2021	Jaguars	14	14	66	49	17	1	0	0.0	0.0	1	0	0	0	0	3	0	0	0	0	0	0	7	7	0	0	0	0	0	
2022	Jaguars	9	9	53	35	18	1	2	0.0	0.0	1	1	10	10	0	9	0	0	0	0	0	0	1	0	1	0	0	0	0	
<b>NFL TOTALS</b>		<b>84</b>	<b>55</b>	<b>271</b>	<b>186</b>	<b>85</b>	<b>9</b>	<b>21</b>	<b>1.5</b>	<b>9.5</b>	<b>6</b>	<b>6</b>	<b>43</b>	<b>23</b>	<b>0</b>	<b>21</b>	<b>0</b>	<b>0</b>	<b>0</b>	<b>0</b>	<b>0</b>	<b>0</b>	<b>30</b>	<b>20</b>	<b>10</b>	<b>0</b>	<b>0</b>	<b>0</b>	<b>0</b>	

**RAYSHAWN JENKINS' NFL POSTSEASON DEFENSIVE STATISTICS**

DATE	TEAM	GP	GS	TACKLES							INTERCEPTIONS							O. FUMB					ST				MISC		
				TK	S	A	TFL	YDS	SK	YDS	QBH	NO	YDS	LG	TD	PD	FF	FR	TD	YDS	TK	S	A	FF	FR	S	A		
2018	Chargers	2	2	12	8	4	0	0	0.0	0.0	0	0	0	0	0	0	0	0	0	0	0	0	1	0	1	0	0	0	0
<b>NFL TOTALS</b>		<b>2</b>	<b>2</b>	<b>12</b>	<b>8</b>	<b>4</b>	<b>0</b>	<b>0</b>	<b>0.0</b>	<b>0.0</b>	<b>0</b>	<b>0</b>	<b>0</b>	<b>0</b>	<b>0</b>	<b>0</b>	<b>0</b>	<b>0</b>	<b>0</b>	<b>0</b>	<b>0</b>	<b>0</b>	<b>1</b>	<b>0</b>	<b>1</b>	<b>0</b>	<b>0</b>	<b>0</b>	<b>0</b>

**SINGLE-GAME HIGHS: DEFENSIVE**

<b>Total Tackles</b>	12 vs. Houston Texans, Oct 09, 2022 10 at Buffalo Bills, Nov 29, 2020	<b>Tackles For Loss</b>	2 vs. Carolina Panthers, Sep 27, 2020 2 at Miami Dolphins, Sep 29, 2019
<b>Solo Tackles</b>	7 at Indianapolis Colts, Oct 16, 2022 7 vs. Houston Texans, Oct 09, 2022 ...3 more at 7.	<b>Interceptions</b>	1 vs. Atlanta Falcons, Dec 13, 2020 1 at Denver Broncos, Nov 01, 2020 ...3 more at 1.
<b>Sacks</b>	1.0 vs. Carolina Panthers, Sep 27, 2020 0.5 at Cleveland Browns, Oct 14, 2018	<b>Interception Return Yards</b>	23 at Denver Broncos, Nov 01, 2020 8 vs. Pittsburgh Steelers, Oct 13, 2019
<b>Passes Defensed</b>	4 vs. Indianapolis Colts, Sep 18, 2022 2 vs. New York Giants, Oct 23, 2022 ...1 more at 2.	<b>Special Teams Tackles</b>	3 vs. Denver Broncos, Nov 18, 2018 3 at Cleveland Browns, Oct 14, 2018

**SINGLE-GAME HIGHS - POSTSEASON: DEFENSIVE**

<b>Total Tackles</b>	9 at New England Patriots, Jan 13, 2019 3 at Baltimore Ravens, Jan 06, 2019	<b>Special Teams Tackles</b>	1 at Baltimore Ravens, Jan 06, 2019
<b>Solo Tackles</b>	5 at New England Patriots, Jan 13, 2019 3 at Baltimore Ravens, Jan 06, 2019		

**2022 GAME-BY-GAME REGULAR-SEASON STATISTICS (JAGUARS)**

DATE	OPPONENT	P/S	TACKLES							INTERCEPTIONS							O. FUMB					ST				MISC		
			TK	S	A	SK	YDS	TFL	YDS	QBH	NO	YDS	LG	TD	PD	FF	FR	TD	YDS	TK	S	A	FF	FR	S	A	W/L	SCORE
09/11	at Commanders	S	2	1	1	0.0	0.0	0	0	1	0	0	0	1	0	0	0	0	0	0	0	0	0	0	0	0	L	22-28
09/18	Colts	S	3	2	1	0.0	0.0	0	0	0	1	10	10	0	4	0	0	0	0	0	0	0	0	0	0	W	24-0	
09/25	at Chargers	S	5	4	1	0.0	0.0	0	0	0	0	0	0	0	0	0	0	0	0	0	0	0	0	0	W	38-10		
10/02	at Eagles	S	6	4	2	0.0	0.0	0	0	0	0	0	0	0	1	0	0	0	0	0	0	0	0	0	L	21-29		
10/09	Texans	S	12	7	5	0.0	0.0	0	0	0	0	0	0	0	0	0	0	0	0	0	0	0	0	0	L	6-13		
10/16	at Colts	S	8	7	1	0.0	0.0	0	0	0	0	0	0	0	1	0	0	0	0	0	0	0	0	0	L	27-34		
10/23	Giants	S	5	3	2	0.0	0.0	0	0	0	0	0	0	0	2	0	0	0	0	0	0	0	0	0	L	17-23		
10/30	Broncos	S	7	5	2	0.0	0.0	0	0	0	0	0	0	0	0	0	0	0	0	1	0	1	0	0	L	17-21		
11/06	Raiders	S	5	2	3	0.0	0.0	1	2	0	0	0	0	0	0	0	0	0	0	0	0	0	0	0	W	27-20		
<b>2022 TOTALS</b>		<b>9-9</b>	<b>53</b>	<b>35</b>	<b>18</b>	<b>0.0</b>	<b>0.0</b>	<b>1</b>	<b>2</b>	<b>1</b>	<b>1</b>	<b>10</b>	<b>10</b>	<b>0</b>	<b>9</b>	<b>0</b>	<b>0</b>	<b>0</b>	<b>0</b>	<b>1</b>	<b>0</b>	<b>1</b>	<b>0</b>	<b>0</b>	<b>0</b>	<b>3-6</b>		

**2021 GAME-BY-GAME REGULAR-SEASON STATISTICS (JAGUARS)**

DATE	OPPONENT	P/S	TACKLES							INTERCEPTIONS							O. FUMB					ST				MISC	
			TK	S	A	SK	YDS	TFL	YDS	QBH	NO	YDS	LG	TD	PD	FF	FR	TD	YDS	TK	S	A	FF	FR	S	A	W/L
09/12	at Texans	S	6	6	0	0.0	0.0	1	0	1	0	0	0	0	1	0	0	0	0	0	0	0	0	0	0	L	21-37
09/19	Broncos	S	6	6	0	0.0	0.0	0	0	0	0	0	0	0	1	0	0	0	0	0	0	0	0	0	L	13-23	
09/26	Cardinals	S	2	2	0	0.0	0.0	0	0	0	0	0	0	0	0	0	0	0	0	0	0	0	0	0	L	19-31	
09/30	at Bengals	S	7	3	4	0.0	0.0	0	0	0	0	0	0	0	0	0	0	0	0	1	1	0	0	0	L	21-24	
10/10	Titans	S	5	4	1	0.0	0.0	0	0	0	0	0	0	0	0	0	0	0	0	0	0	0	0	0	L	19-37	
10/17	Dolphins	S	9	6	3	0.0	0.0	0	0	0	0	0	0	0	1	0	0	0	0	1	1	0	0	0	W	23-20	
10/31	at Seahawks	S	6	4	2	0.0	0.0	0	0	0	0	0	0	0	0	0	0	0	0	0	0	0	0	0	L	7-31	
11/07	Bills	S	2	2	0	0.0	0.0	0	0	0	0	0	0	0	0	0	0	0	0	2	2	0	0	0	W	9-6	
11/14	at Colts	S	6	4	2	0.0	0.0	0	0	0	0	0	0	0	0	0	0	0	0	1	1	0	0	0	L	17-23	
11/21	49ers	S	2	2	0	0.0	0.0	0	0	0	0	0	0	0	0	0	0	0	0	0	0	0	0	0	L	10-30	
11/28	Falcons	S	6	5	1	0.0	0.0	0	0	0	0	0	0	0	0	0	0	0	0	2	2	0	0	0	L	14-21	
12/05	at Rams	S	6	2	4	0.0	0.0	0	0	0	0	0	0	0	0	0	0	0	0	0	0	0	0	0	L	7-37	
12/12	at Titans	S	3	3	0	0.0	0.0	0	0	0	0	0	0	0	0	0	0	0	0	0	0	0	0	0	L	0-20	
12/19	Texans	S	0	0	0	0.0	0.0	0	0	0	0	0	0	0	0	0	0	0	0	0	0	0	0	0	L	16-30	
12/26	at Jets																								L	21-26	
01/02	at Patriots																								L	10-50	
01/09	Colts																								W	26-11	
<b>2021 TOTALS</b>		<b>14-14</b>	<b>66</b>	<b>49</b>	<b>17</b>	<b>0.0</b>	<b>0.0</b>	<b>1</b>	<b>0</b>	<b>1</b>	<b>0</b>	<b>0</b>	<b>0</b>	<b>0</b>	<b>3</b>	<b>0</b>	<b>0</b>	<b>0</b>	<b>0</b>	<b>7</b>	<b>7</b>	<b>0</b>	<b>0</b>	<b>0</b>	<b>0</b>	<b>3-14</b>	





# CALEB JOHNSON | 57

**POSITION:** LINEBACKER  
**HT:** 6-2 | **WT:** 220 | **DOB:** 7-28-1998  
**COLLEGE:** HOUSTON BAPTIST  
**HOMETOWN:** POINT LOMA, CALIF.  
**ACQ:** W (CHI)-'22  
**EXP:** 2nd YEAR

## KEY TRANSACTIONS

- Originally signed as a rookie free agent by Chicago on 5/14/21
- Claimed off of waivers by Jacksonville on 9/1/22

## PRO

### 2022 (Jaguars)

- 11/6 vs. L.V.:** Saw action on 17 special teams snaps and recorded one special teams tackle
- 10/30 vs. DEN:** Saw action on 20 special teams snaps
- 10/23 vs. NYG:** Saw action on 13 special teams snaps
- 10/16 at IND:** Saw action on 17 special teams snaps and recorded two special teams tackles
- 10/9 vs. HOU:** Saw action on 15 special teams snaps
- 10/2 at PHI:** Saw action on 16 special teams snaps and recorded one special teams tackle
- 9/25 at LAC:** Saw action on 16 special teams snaps
- 9/18 vs. IND:** Saw action on 16 special teams snaps
- 9/11 at WAS:** Saw action on 17 special teams snaps

### 2021 (Bears)

- Played in 14 games with Chicago, primarily on special teams... Tallied seven special teams tackles and one fumble recovery
- 9/26/21 at CLE:** Recovered a fumble on special teams

## COLLEGE

- Three-year starter at Houston Baptist... Became first player in Houston Baptist football program's seven-year history to sign with NFL team
- Named Southland Conference co-defensive player of the year in 2020 after recording 49 tackles while playing in just four games
- Ranks first all-time in school history with seven fumble recoveries, second with 10.0 sacks and third with 278 tackles

### CALEB JOHNSON'S NFL REGULAR SEASON DEFENSIVE STATISTICS

DATE	TEAM	GP	TACKLES							INTERCEPTIONS						O. FUMB				ST				MISC			
			GS	TK	S	A	TFL	YDS	SK	YDS	QBH	NO	YDS	LG	TD	PD	FF	FR	TD	YDS	TK	S	A	FF	FR	S	A
2021	Bears	14	0	1	0	1	0	0	0.0	0.0	0	0	0	0	0	0	0	0	0	0	7	4	3	0	1	0	0
2022	Jaguars	9	0	0	0	0	0	0	0.0	0.0	0	0	0	0	0	0	0	0	0	7	3	4	0	0	0	0	
<b>NFL TOTALS</b>		<b>23</b>	<b>0</b>	<b>1</b>	<b>0</b>	<b>1</b>	<b>0</b>	<b>0</b>	<b>0.0</b>	<b>0.0</b>	<b>0</b>	<b>0</b>	<b>0</b>	<b>0</b>	<b>0</b>	<b>0</b>	<b>0</b>	<b>0</b>	<b>0</b>	<b>14</b>	<b>7</b>	<b>7</b>	<b>0</b>	<b>1</b>	<b>0</b>	<b>0</b>	

### SINGLE-GAME HIGHS: DEFENSIVE

**Total Tackles** 1 at Detroit Lions, Nov 25, 2021      **Special Teams Fumble Recoveries** 1 at Cleveland Browns, Sep 26, 2021  
**Special Teams Tackles** 3 vs. Detroit Lions, Oct 03, 2021  
 2 at Indianapolis Colts, Oct 16, 2022  
 ...1 more at 2.

### 2022 GAME-BY-GAME REGULAR-SEASON STATISTICS (JAGUARS)

DATE	OPPONENT	P/S	TACKLES							INTERCEPTIONS						O. FUMB				ST				MISC		SCORE		
			TK	S	A	SK	YDS	TFL	YDS	QBH	NO	YDS	LG	TD	PD	FF	FR	TD	YDS	TK	S	A	FF	FR	S		A	W/L
09/11	at Commanders	P	0	0	0	0.0	0.0	0	0	0	0	0	0	0	0	0	0	0	0	2	2	0	0	0	0	0	L	22-28
09/18	Colts	P	0	0	0	0.0	0.0	0	0	0	0	0	0	0	0	0	0	0	0	1	0	1	0	0	0	0	W	24-0
09/25	at Chargers	P	0	0	0	0.0	0.0	0	0	0	0	0	0	0	0	0	0	0	0	0	0	0	0	0	0	0	W	38-10
10/02	at Eagles	P	0	0	0	0.0	0.0	0	0	0	0	0	0	0	0	0	0	0	0	1	0	1	0	0	0	0	L	21-29
10/09	Texans	P	0	0	0	0.0	0.0	0	0	0	0	0	0	0	0	0	0	0	0	0	0	0	0	0	0	0	L	6-13
10/16	at Colts	P	0	0	0	0.0	0.0	0	0	0	0	0	0	0	0	0	0	0	0	2	0	2	0	0	0	0	L	27-34
10/23	Giants	P	0	0	0	0.0	0.0	0	0	0	0	0	0	0	0	0	0	0	0	0	0	0	0	0	0	0	L	17-23
10/30	Broncos	P	0	0	0	0.0	0.0	0	0	0	0	0	0	0	0	0	0	0	0	0	0	0	0	0	0	0	L	17-21
11/06	Raiders	P	0	0	0	0.0	0.0	0	0	0	0	0	0	0	0	0	0	0	0	1	1	0	0	0	0	0	W	27-20
<b>2022 TOTALS</b>		<b>9-0</b>	<b>0</b>	<b>0</b>	<b>0</b>	<b>0.0</b>	<b>0.0</b>	<b>0</b>	<b>0</b>	<b>0</b>	<b>0</b>	<b>0</b>	<b>0</b>	<b>0</b>	<b>0</b>	<b>0</b>	<b>0</b>	<b>0</b>	<b>0</b>	<b>7</b>	<b>3</b>	<b>4</b>	<b>0</b>	<b>0</b>	<b>0</b>	<b>0</b>	<b>3-6</b>	






**2021 GAME-BY-GAME REGULAR-SEASON STATISTICS (BEARS)**

DATE	OPPONENT	P/S	TACKLES							INTERCEPTIONS					O. FUMB				ST				MISC		SCORE			
			TK	S	A	SK	YDS	TFL	YDS	QBH	NO	YDS	LG	TD	PD	FF	FR	TD	YDS	TK	S	A	FF	FR		S	A	W/L/T
09/12	at Rams	P	0	0	0	0.0	0.0	0	0	0	0	0	0	0	0	0	0	0	0	0	0	0	0	0	0	L	14-34	
09/19	Bengals	P	0	0	0	0.0	0.0	0	0	0	0	0	0	0	0	0	0	0	0	0	0	0	0	0	0	W	20-17	
09/26	at Browns	P	0	0	0	0.0	0.0	0	0	0	0	0	0	0	0	0	0	0	0	0	0	1	1	0	0	L	6-26	
10/03	Lions	P	0	0	0	0.0	0.0	0	0	0	0	0	0	0	0	0	0	0	0	0	0	3	2	1	0	W	24-14	
10/10	at Raiders	P	0	0	0	0.0	0.0	0	0	0	0	0	0	0	0	0	0	0	0	0	0	0	0	0	0	W	20-9	
10/17	Packers																								L	14-24		
10/24	at Buccaneers																								L	3-38		
10/31	49ers																								L	22-33		
11/08	at Steelers	P	0	0	0	0.0	0.0	0	0	0	0	0	0	0	0	0	0	0	0	0	0	0	0	0	L	27-29		
11/21	Ravens	P	0	0	0	0.0	0.0	0	0	0	0	0	0	0	0	0	0	0	0	0	0	0	0	0	L	13-16		
11/25	at Lions	P	1	0	1	0.0	0.0	0	0	0	0	0	0	0	0	0	0	0	0	0	0	0	0	0	W	16-14		
12/05	Cardinals	P	0	0	0	0.0	0.0	0	0	0	0	0	0	0	0	0	0	0	0	0	0	1	1	0	0	L	22-33	
12/12	at Packers	P	0	0	0	0.0	0.0	0	0	0	0	0	0	0	0	0	0	0	0	0	0	1	0	1	0	L	30-45	
12/20	Vikings	P	0	0	0	0.0	0.0	0	0	0	0	0	0	0	0	0	0	0	0	0	0	0	0	0	L	9-17		
12/26	at Seahawks	P	0	0	0	0.0	0.0	0	0	0	0	0	0	0	0	0	0	0	0	0	0	1	0	1	0	W	25-24	
01/02	Giants	P	0	0	0	0.0	0.0	0	0	0	0	0	0	0	0	0	0	0	0	0	0	0	0	0	W	29-3		
01/09	at Vikings	P	0	0	0	0.0	0.0	0	0	0	0	0	0	0	0	0	0	0	0	0	0	0	0	0	L	17-31		
<b>2021 TOTALS</b>			<b>14-0</b>	<b>1</b>	<b>0</b>	<b>1</b>	<b>0.0</b>	<b>0.0</b>	<b>0</b>	<b>0</b>	<b>0</b>	<b>0</b>	<b>0</b>	<b>0</b>	<b>0</b>	<b>0</b>	<b>0</b>	<b>0</b>	<b>0</b>	<b>0</b>	<b>7</b>	<b>4</b>	<b>3</b>	<b>0</b>	<b>1</b>	<b>0</b>	<b>0</b>	<b>6-11</b>





# TIM JONES | 15

**POSITION:** WIDE RECEIVER  
**HT:** 6-1 | **WT:** 200 | **DOB:** 5-15-1998  
**COLLEGE:** SOUTHERN MISSISSIPPI  
**HOMETOWN:** BILOXI, MISS.  
**ACQ:** FA-'21  
**EXP:** 1st YEAR

@Timnjones5  
 @timnjones

## KEY TRANSACTIONS

- Originally signed with Jacksonville as an undrafted free agent on 5/1/2021

## PRO

### 2022 (Jaguars)

- 11/6 vs. LV:** Saw action at wide receiver and on special teams
- 10/30 vs. DEN:** Saw action at wide receiver and on special teams
- 10/23 vs. NYG:** Saw action at wide receiver and caught one pass for seven yards... Saw action on special teams
- 10/16 at IND:** Saw action at wide receiver and on special teams... Caught one pass for 20 yards
- 10/9 vs. HOU:** Saw action at wide receiver and on special teams
- 10/2 at PHI:** Made his first career NFL start at wide receiver and saw action on special teams
- 9/25 at LAC:** Saw action at wide receiver and on special teams
- 9/18 vs. IND:** Played 15 special teams snaps
- 9/11 at WAS:** Saw action at wide receiver and on special teams

### 2021 (Jaguars)

- Spent season on the practice squad

## COLLEGE

### 2020

- Played in six games during his senior campaign... Caught 30 passes for 480 yards and a career-best four touchdown receptions during the season... Finished his four-year career fourth in receptions at the school (150)

### 2019

- Started in all 13 games... Voted Second Team All-Conference USA... Led the team in receptions (73) and second in receiving yards (902)

### 2018

- Started all 11 games and was second for catches (42) and yards (508)... Recorded a reception in every game

### 2017

- Appeared in nine games and made two starts... Caught five passes for 121 yards and a touchdown grab

## PERSONAL

- Second-team Class 6A All-State selection by the Mississippi Association of Coaches at wide receiver
- Selected first-team 4-6A All-Region
- Finished prep career with 209 catches for 3,524 yards and 29 touchdowns

### TIM JONES' NFL REGULAR SEASON RUSHING/RECEIVING STATISTICS

DATE	TEAM	GP	GS	RECEIVING					RUSHING				
				NO.	YDS.	AVG.	LG	TD	NO.	YDS.	AVG.	LG	TD
2021	Jaguars	0	0	0	0	0.0	0	0	0	0	0.0	0	0
2022	Jaguars	9	1	2	27	13.5	20	0	0	0	0.0	0	0
<b>NFL TOTALS</b>		<b>9</b>	<b>1</b>	<b>2</b>	<b>27</b>	<b>13.5</b>	<b>20</b>	<b>0</b>	<b>0</b>	<b>0</b>	<b>0.0</b>	<b>0</b>	<b>0</b>

### TIM JONES' NFL REGULAR SEASON RETURN STATISTICS

DATE	TEAM	KICKOFF RETURNS					PUNT RETURNS					
		RET.	YDS.	AVG.	LG	TD	NO.	FC	YDS.	AVG.	LG	TD
2021	Jaguars	0	0	0.0	0	0	0	0	0	0.0	0	0
2022	Jaguars	0	0	0.0	0	0	0	0	0	0.0	0	0
<b>NFL TOTALS</b>		<b>0</b>	<b>0</b>	<b>0.0</b>	<b>0</b>	<b>0</b>	<b>0</b>	<b>0</b>	<b>0</b>	<b>0.0</b>	<b>0</b>	<b>0</b>

### SINGLE-GAME HIGHS: RECEIVING

#### Longest Receptions

20 at Indianapolis Colts, Oct 16, 2022  
 7 vs. New York Giants, Oct 23, 2022



**2022 GAME-BY-GAME REGULAR-SEASON STATISTICS (JAGUARS)**

DATE	OPPONENT	P/S	RECEIVING					RUSHING					W/L	SCORE
			NO.	YDS.	AVG.	LG	TD	NO.	YDS.	AVG.	LG	TD		
09/11	at Commanders	P	0	0	0.0	0	0	0	0	0.0	0	0	L	22-28
09/18	Colts	P	0	0	0.0	0	0	0	0	0.0	0	0	W	24-0
09/25	at Chargers	P	0	0	0.0	0	0	0	0	0.0	0	0	W	38-10
10/02	at Eagles	S	0	0	0.0	0	0	0	0	0.0	0	0	L	21-29
10/09	Texans	P	0	0	0.0	0	0	0	0	0.0	0	0	L	6-13
10/16	at Colts	P	1	20	20.0	20	0	0	0	0.0	0	0	L	27-34
10/23	Giants	P	1	7	7.0	7	0	0	0	0.0	0	0	L	17-23
10/30	Broncos	P	0	0	0.0	0	0	0	0	0.0	0	0	L	17-21
11/06	Raiders	P	0	0	0.0	0	0	0	0	0.0	0	0	W	27-20
<b>2022 TOTALS</b>		<b>9-1</b>	<b>2</b>	<b>27</b>	<b>13.5</b>	<b>20</b>	<b>0</b>	<b>0</b>	<b>0</b>	<b>0.0</b>	<b>0</b>	<b>0</b>	<b>3-6</b>	

**2021 GAME-BY-GAME REGULAR-SEASON STATISTICS (JAGUARS)**

DATE	OPPONENT	P/S	RECEIVING					RUSHING					W/L	SCORE
			NO.	YDS.	AVG.	LG	TD	NO.	YDS.	AVG.	LG	TD		
09/12	at Texans												L	21-37
09/19	Broncos												L	13-23
09/26	Cardinals												L	19-31
09/30	at Bengals												L	21-24
10/10	Titans												L	19-37
10/17	Dolphins												W	23-20
10/31	at Seahawks												L	7-31
11/07	Bills												W	9-6
11/14	at Colts												L	17-23
11/21	49ers												L	10-30
11/28	Falcons												L	14-21
12/05	at Rams												L	7-37
12/12	at Titans												L	0-20
12/19	Texans												L	16-30
12/26	at Jets												L	21-26
01/02	at Patriots												L	10-50
01/09	Colts												W	26-11
<b>2021 TOTALS</b>		<b>0-0</b>	<b>0</b>	<b>0</b>	<b>0.0</b>	<b>0</b>	<b>0</b>	<b>0</b>	<b>0</b>	<b>0.0</b>	<b>0</b>	<b>0</b>	<b>3-14</b>	





## ZAY JONES | 7

**POSITION:** WIDE RECEIVER  
**HT:** 6-2 | **WT:** 200 | **DOB:** 3-30-1995  
**COLLEGE:** EAST CAROLINA  
**HOMETOWN:** AUSTIN, TEXAS  
**ACQ:** UFA (L.V.)-'22  
**EXP:** 6th YEAR



### KEY TRANSACTIONS

- Originally drafted by Buffalo in the second round (37th overall) in the 2017 draft
- Acquired via trade by Las Vegas from Buffalo on 3/19/19
- Signed by Jacksonville as an unrestricted free agent on 3/16/22

### PRO

#### 2022 (Jaguars)

- **11/6 vs. L.V.:** Started at wide receiver and caught five passes for 40 yards
- **10/30 vs. DEN:** Started at wide receiver and caught three passes for 28 yards and rushed one time for 7 yards
- **10/23 vs. NYG:** Started at wide receiver and caught four passes for 54 yards and rushed for 14 yards on one attempt
- **10/16 at IND:** Started at wide receiver and caught five passes for a team-high 42 yards
- **10/9 vs. HOU:** Started at wide receiver and posted three receptions for 12 yards
- **10/2 at PHI:** Inactive (ankle)
- **9/25 at LAC:** Started at wide receiver and had 10 receptions for 85 yards and one TD... His 10 receptions and 85 receiving yards both led the team
- **9/18 vs. IND:** Recorded three receptions for 23 yards
- **9/11 at WAS:** Started at wide receiver and caught six passes for 65 yards

#### 2021 (Raiders)

- Appeared in all 17 games and made nine starts, compiling 47 receptions for 546 yards and one TD...Finished third on the team in receptions (47) and fourth in receiving yards (546)
- **1/15/22 at CIN:** In wild card game against Cincinnati started and recorded five receptions for 61 yards with one TD
- **1/2/22 at IND:** Set career highs in receptions (eight) and receiving yards (120)...Marked his first career 100-yard receiving game

#### 2020 (Raiders)

- Appeared in all 16 games for the second time in his career with two starts...Recorded 14 receptions for 154 yards with one TD in his second season with the Raiders

#### 2019 (Bills/Raiders)

- Appeared in 15 games with nine starts between Buffalo and Oakland
- Recorded 20 catches for 147 yards after joining the Silver and Black prior to the Week 7 matchup
- Ended the season with 27 receptions for 216 yards

#### 2018 (Bills)

- Appeared in 16 games for the first time in his career, making 15 starts and logged a career-high 56 receptions for 652 yards and seven TDs. His seven TDs were tied for the second-most in the NFL by a second-year wide receiver in 2018
- Logged five TDs in December, the second-most by a player in December in franchise history...His five TD receptions over the last five games were tied for the most in the NFL with WR Julio Jones

#### 2017 (Bills)

- Appeared in 15 contests as a rookie, making 10 starts and compiled 27 receptions for 316 yards (11.7 avg.) and two TDs

### COLLEGE

- Played four seasons at East Carolina and appeared in 50 games with 41 starts over his four years (2013-16) with the program
- Owns FBS, American Athletic Conference and ECU career (399) and single-season (158) standards in receptions... Fred Biletnikoff Award, William V. Campbell Trophy and Senior CLASS Award Finalist in 2016
- Stands 13th on the all-time NCAA (FBS) receiving yards list with 4,279 yards... Became 19th player in FBS history with 4,000-plus receiving yards
- Was named first team All-American in 2016 at East Carolina after he led all NCAA FBS receivers with 158 receptions and 1,746 yards.
- Set a NCAA FBS record with 399 receptions during his collegiate career (2013-16)

### PERSONAL

- Attended Stephen F. Austin (Texas) High School
- A first-team All-District (15-5A) selection at wide receiver and kick returner in 2012
- Father is Robert Jones, who played 10 seasons in the NFL for the Cowboys, Rams, Dolphins and Washington... He was drafted in the first round of the 1992 NFL Draft and won three super bowls with the Cowboys
- His brother Cayleb Jones also played in the NFL for the Philadelphia Eagles and Minnesota Vikings



**ZAY JONES' NFL REGULAR SEASON RUSHING/RECEIVING STATISTICS**

DATE	TEAM	GP	GS	RECEIVING					RUSHING				
				NO.	YDS.	AVG.	LG	TD	NO.	YDS.	AVG.	LG	TD
2017	Bills	15	10	27	316	11.7	33	2	0	0	0.0	0	0
2018	Bills	16	15	56	652	11.6	57	7	1	0	0.0	0	0
2019	Bills	5	2	7	69	9.9	23	0	0	0	0.0	0	0
Went from <b>Buffalo</b> to <b>Oakland</b> .													
2019	Raiders	10	7	20	147	7.4	16	0	1	3	3.0	3	0
2019	TOTAL	15	9	27	216	8.0	23	0	1	3	3.0	3	0
2020	Raiders	16	2	14	154	11.0	37	1	0	0	0.0	0	0
2021	Raiders	17	9	47	546	11.6	43	1	2	3	1.5	4	0
2022	Jaguars	8	7	39	349	8.9	22	1	3	21	7.0	14	0
<b>NFL TOTALS</b>		<b>87</b>	<b>52</b>	<b>210</b>	<b>2,233</b>	<b>10.6</b>	<b>57</b>	<b>12</b>	<b>7</b>	<b>27</b>	<b>3.9</b>	<b>14</b>	<b>0</b>

**ZAY JONES' NFL POSTSEASON RUSHING/RECEIVING STATISTICS**

DATE	TEAM	GP	GS	RECEIVING					RUSHING				
				NO.	YDS.	AVG.	LG	TD	NO.	YDS.	AVG.	LG	TD
2017	Bills	1	0	2	20	10.0	15	0	0	0	0.0	0	0
2021	Raiders	1	1	5	61	12.2	17	1	0	0	0.0	0	0
<b>NFL TOTALS</b>		<b>2</b>	<b>1</b>	<b>7</b>	<b>81</b>	<b>11.6</b>	<b>17</b>	<b>1</b>	<b>0</b>	<b>0</b>	<b>0.0</b>	<b>0</b>	<b>0</b>

**SINGLE-GAME HIGHS: RUSHING/RECEIVING**

<b>Rush Attempts</b>	1 at Indianapolis Colts, Jan 02, 2022 1 at Dallas Cowboys, Nov 25, 2021 ...2 more at 1.	<b>Longest Receptions</b>	57 vs. Los Angeles Chargers, Sep 16, 2018 43 vs. Philadelphia Eagles, Oct 24, 2021
<b>Rushing Yards</b>	14 vs. New York Giants, Oct 23, 2022 7 vs. Denver Broncos, Oct 30, 2022	<b>Receiving TDs</b>	2 vs. Miami Dolphins, Dec 30, 2018 2 at Miami Dolphins, Dec 02, 2018
<b>Longest Runs</b>	14 vs. New York Giants, Oct 23, 2022 7 vs. Denver Broncos, Oct 30, 2022	<b>All-Purpose Yards</b>	119 at Indianapolis Colts, Jan 02, 2022 93 vs. Miami Dolphins, Dec 30, 2018 ...1 more at 93.
<b>Receptions</b>	10 at Los Angeles Chargers, Sep 25, 2022 8 at Indianapolis Colts, Jan 02, 2022 ...1 more at 8.	<b>Special Teams Tackles</b>	1 vs. Cincinnati Bengals, Nov 21, 2021 1 vs. Miami Dolphins, Sep 26, 2021
<b>Receiving Yards</b>	120 at Indianapolis Colts, Jan 02, 2022 93 vs. Miami Dolphins, Dec 30, 2018 ...1 more at 93.	<b>Most TDs</b>	2 vs. Miami Dolphins, Dec 30, 2018 2 at Miami Dolphins, Dec 02, 2018
<b>Receiving Average</b>	17.0 at Los Angeles Chargers, Nov 19, 2017 16.8 at Miami Dolphins, Dec 02, 2018	<b>Miscellaneous Tackles</b>	1 at Indianapolis Colts, Jan 02, 2022 1 vs. Kansas City Chiefs, Nov 14, 2021 ...4 more at 1.

**SINGLE-GAME HIGHS - POSTSEASON: RECEIVING**

<b>Receptions</b>	5 at Cincinnati Bengals, Jan 15, 2022 2 at Jacksonville Jaguars, Jan 07, 2018	<b>Receiving TDs</b>	1 at Cincinnati Bengals, Jan 15, 2022
<b>Receiving Yards</b>	61 at Cincinnati Bengals, Jan 15, 2022 20 at Jacksonville Jaguars, Jan 07, 2018	<b>All-Purpose Yards</b>	61 at Cincinnati Bengals, Jan 15, 2022 20 at Jacksonville Jaguars, Jan 07, 2018
<b>Receiving Average</b>	12.2 at Cincinnati Bengals, Jan 15, 2022	<b>Most TDs</b>	1 at Cincinnati Bengals, Jan 15, 2022
<b>Longest Receptions</b>	17 at Cincinnati Bengals, Jan 15, 2022 15 at Jacksonville Jaguars, Jan 07, 2018	<b>Miscellaneous Tackles</b>	1 at Cincinnati Bengals, Jan 15, 2022

**100-YARD RECEIVING GAMES (1): REGULAR SEASON**

DATE	TEAM	NO.	YDS.	AVG.	LG	TD
01/02/22	at Colts	8	120	15.0	42	0

**2022 GAME-BY-GAME REGULAR-SEASON STATISTICS (JAGUARS)**

DATE	OPPONENT	P/S	RECEIVING					RUSHING					W/L	SCORE
			NO.	YDS.	AVG.	LG	TD	NO.	YDS.	AVG.	LG	TD		
09/11	at Commanders	S	6	65	10.8	18	0	0	0	0.0	0	0	L	22-28
09/18	Colts	P	3	23	7.7	10	0	0	0	0.0	0	0	W	24-0
09/25	at Chargers	S	10	85	8.5	16	1	1	0	0.0	0	0	W	38-10
10/02	at Eagles												L	21-29
10/09	Texans	S	3	12	4.0	7	0	0	0	0.0	0	0	L	6-13
10/16	at Colts	S	5	42	8.4	18	0	0	0	0.0	0	0	L	27-34
10/23	Giants	S	4	54	13.5	20	0	1	14	14.0	14	0	L	17-23
10/30	Broncos	S	3	28	9.3	17	0	1	7	7.0	7	0	L	17-21
11/06	Raiders	S	5	40	8.0	22	0	0	0	0.0	0	0	W	27-20
<b>2022 TOTALS</b>		<b>8-7</b>	<b>39</b>	<b>349</b>	<b>8.9</b>	<b>22</b>	<b>1</b>	<b>3</b>	<b>21</b>	<b>7.0</b>	<b>14</b>	<b>0</b>	<b>3-6</b>	



**2021 GAME-BY-GAME REGULAR-SEASON STATISTICS (RAIDERS)**

DATE	OPPONENT	P/S	RECEIVING					RUSHING					W/L	SCORE	
			NO.	YDS.	AVG.	LG	TD	NO.	YDS.	AVG.	LG	TD			
09/13	Ravens	P	2	46	23.0	31t	1	0	0	0.0	0	0	0	W	33-27+
09/19	at Steelers	P	0	0	0.0	0	0	0	0	0.0	0	0	0	W	26-17
09/26	Dolphins	P	1	15	15.0	15	0	0	0	0.0	0	0	0	W	31-28+
10/04	at Chargers	P	1	5	5.0	5	0	0	0	0.0	0	0	0	L	14-28
10/10	Bears	P	1	6	6.0	6	0	0	0	0.0	0	0	0	L	9-20
10/17	at Broncos	P	0	0	0.0	0	0	0	0	0.0	0	0	0	W	34-24
10/24	Eagles	P	1	43	43.0	43	0	0	0	0.0	0	0	0	W	33-22
11/07	at Giants	S	1	20	20.0	20	0	0	0	0.0	0	0	0	L	16-23
11/14	Chiefs	S	1	22	22.0	22	0	0	0	0.0	0	0	0	L	14-41
11/21	Bengals	S	1	20	20.0	20	0	0	0	0.0	0	0	0	L	13-32
11/25	at Cowboys	P	5	59	11.8	35	0	1	4	4.0	4	0	0	W	36-33+
12/05	Football Team	S	3	21	7.0	13	0	0	0	0.0	0	0	0	L	15-17
12/12	at Chiefs	S	5	25	5.0	9	0	0	0	0.0	0	0	0	L	9-48
12/20	at Browns	S	6	67	11.2	16	0	0	0	0.0	0	0	0	W	16-14
12/26	Broncos	S	6	50	8.3	15	0	0	0	0.0	0	0	0	W	17-13
01/02	at Colts	S	8	120	15.0	42	0	1	-1	-1.0	-1	0	0	W	23-20
01/09	Chargers	S	5	27	5.4	11	0	0	0	0.0	0	0	0	W	35-32+
<b>2021 TOTALS</b>		<b>17-9</b>	<b>47</b>	<b>546</b>	<b>11.6</b>	<b>43</b>	<b>1</b>	<b>2</b>	<b>3</b>	<b>1.5</b>	<b>4</b>	<b>0</b>	<b>10-7</b>		

+ - Overtime

**2021 GAME-BY-GAME POSTSEASON STATISTICS (RAIDERS)**

DATE	OPPONENT	P/S	RECEIVING					RUSHING					W/L	SCORE	
			NO.	YDS.	AVG.	LG	TD	NO.	YDS.	AVG.	LG	TD			
01/15	at Bengals	S	5	61	12.2	17	1	0	0	0.0	0	0	0	L	19-26
<b>2021 TOTALS</b>		<b>1-1</b>	<b>5</b>	<b>61</b>	<b>12.2</b>	<b>17</b>	<b>1</b>	<b>0</b>	<b>0</b>	<b>0.0</b>	<b>0</b>	<b>0</b>	<b>0</b>	<b>0-1</b>	





# MARVIN JONES JR. | 11

POSITION: WIDE RECEIVER

HT: 6-2 | WT: 199 | DOB: 3-12-1990

COLLEGE: CALIFORNIA

HOMETOWN: LONG BEACH, CALIF.

ACQ: UFA (DET)-'21

EXP: 11th YEAR

 @MarvinJonesJr

 @marvinjonesjr

## KEY TRANSACTIONS

- Originally drafted by Cincinnati in the fifth round (166th overall) of the 2012 draft
- Signed by Detroit as an unrestricted free agent on 3/16/16
- Signed with Jacksonville as an unrestricted free agent on 3/17/21

## PRO

### 2022 (Jaguars)

- **11/6 vs. L.V.:** Started at wide receiver and caught five passes for 48 yards
- **10/30 vs. DEN:** Started at wide receiver
- **10/23 vs. NYG:** Caught four passes for 57 yards
- **10/16 at IND:** Inactive (hamstring)
- **10/9 vs. HOU:** Caught seven passes for a team-leading 104 yards to surpass 7,000 receiving yards in his career (7,065 yards)
- **10/2 at PHI:** Started at wide receiver
- **9/25 at LAC:** Started at wide receiver and caught four passes for 33 yards, extending his streak to 117 consecutive games with a reception... Jones Jr. caught an 11-yard touchdown pass in the fourth quarter
- **9/18 vs. IND:** Caught three passes for 33 yards, marking his 116th consecutive game with a reception... Jones' streak of 116 consecutive games with a reception is the third-longest active streak in the NFL
- **9/11 at WAS:** Started at wide receiver and caught four passes for 38 yards

### 2021 (Jaguars)

- Voted a team captain for the 2021 season
- Jones has had a reception in 114 straight games, the sixth-longest active streak in the NFL
- Finished 2021 with 73 receptions for 832 yards and 4 touchdowns in 17 games (16 starts)
- **1/9 vs. IND:** Started at wide receiver and led the team in receptions (seven) and receiving yards (88)... Also had one receiving touchdown
- **12/12 at TEN:** Started for the 100th time in his career and recorded six receptions for 70 yards
- **10/17 vs. MIA:** Hauled in seven receptions for a team-high 100 yards and one touchdown, marking the 13th 100-yard receiving game of his career
- **9/19 vs. DEN:** Caught six passes for 55 yards, including a 25-yard TD on the team's opening drive
- **9/12 at HOU:** Started at wide receiver and had five receptions for 77 yards and one TD in his Jaguars debut

### 2020 (Lions)

- Recorded three 100-yard performances, tying his single-season career high... Appeared in 16 games (all starts) and finished with 76 receptions for 978 yards (12.9 avg.) and nine touchdowns
- **11/15 at WAS:** Recorded eight receptions for 96 yards (12.0 avg.) and one touchdown
- **12/6 at CHI:** Produced the 10th 100-yard game of his career with eight receptions for 116 yards (14.5 avg.) and a touchdown
- **1/3/21 vs. MIN:** Registered eight receptions for 180 yards (22.5 avg.) and two touchdowns

### 2019 (Lions)

- Finished the season with 62 receptions for 779 yards and nine touchdowns, tying for fourth in the NFL for receiving touchdowns, despite being placed on IR in Week 15
- **9/22 at PHI:** Totaled six receptions for 101 yards (16.8 avg.), including the game-winning receiving touchdown
- **10/20 vs. MIN:** Set a career-high with 10 receptions for 93 yards (9.3 avg.) and tied a career high and franchise high with four receiving touchdowns, including three in the first half... It marked his second career game with four receiving touchdowns, joining Jerry Rice and Sterling Sharpe as the only players in NFL history with multiple four receiving touchdown games since 1950

### 2018 (Lions)

- Totaled 62 catches, 779 yards and nine touchdowns
- **10/28 vs. SEA:** Recorded seven receptions for 117 yards (16.7 avg.) and two touchdowns

### 2017 (Lions)

- Finished the year with 61 receptions, a career-high 1,101 yards and nine touchdowns
- **10/15 at NO:** Hauled in six receptions for 96 yards and one touchdown
- **10/29 vs. PIT:** Recorded 128 yards on six receptions and surpassed 3,000 career yards

### 2016 (Lions)

- In his first season with Detroit, totaled 930 receiving yards on 55 receptions
- **9/18 vs. TEN:** Recorded his second-career 100-yard receiving game by catching eight balls for 118 yards
- **9/25 GB:** His 205 receiving yards set a new career single-game high, including a career long 73-yard TD reception

### 2015 (Bengals)

- Rebounded from his season-ending injury in 2014 to start 13 of 16 games in his final season in Cincinnati
- Finished the season with career highs in receptions (65) and receiving yards (816) and also tallied four touchdowns

### 2014 (Bengals)



- Missed the first three games of the regular season with a foot injury
- Injured his ankle upon returning to practice in late September and was placed on Reserve/Injured for the remainder of the season

### 2013 (Bengals)

- Played in all 16 games (three starts) for the first time in his career, hauling in 51 receptions for 712 yards and a career-high 10 touchdowns
- **10/27 vs. NYJ:** Set a franchise record by racking up four touchdowns to go along with eight receptions for 122 yards

### 2012 (Bengals)

- As a rookie, appeared in 11 games with five starts and totaled 18 receptions for 201 yards and one touchdown
- Moved into a starting role during the season's final stretch, catching 10 passes for 110 yards over the final two games
- **12/30 vs. BAL:** Scored his first-career touchdown on an 11-yard pass from QB Andy Dalton

### COLLEGE

- Played four seasons (2008-11) at California, seeing action in 43 games and had all 38 of his starts in his last three seasons
- His 156 career receptions tied for seventh in school history, his 2,270 yards ranked sixth and his 13 receiving touchdowns tied for eighth

### PERSONAL

- Last offseason, commemorated Juneteenth by performing Lift Ev'ry Voice and Sing at the historic Ritz Theatre in Jacksonville
- Started learning spanish in 2016 and is now a fluent spanish speaker
- He began singing in his church choir at the age of three, and as he grew older, he was offered an opportunity to receive his own music deal
- Auditioned on American Idol in 2017
- He and his wife, Jasymn, have five children together Marvin III, Mareon, Murrell, Mya and Marlo
- Majored in African American Studies at California

### MARVIN JONES JR.'S NFL REGULAR SEASON RUSHING/RECEIVING STATISTICS

DATE	TEAM	RECEIVING							RUSHING				
		GP	GS	NO.	YDS.	AVG.	LG	TD	NO.	YDS.	AVG.	LG	TD
2012	Bengals	11	5	18	201	11.2	23	1	3	47	15.7	37	0
2013	Bengals	16	3	51	712	14.0	45	10	8	65	8.1	34	0
2014	Bengals	0	0	0	0	0.0	0	0	0	0	0.0	0	0
2015	Bengals	16	13	65	816	12.6	47	4	5	33	6.6	30	0
2016	Lions	15	15	55	930	16.9	73t	4	1	3	3.0	3	0
2017	Lions	16	16	61	1,101	18.0	58	9	0	0	0.0	0	0
2018	Lions	9	9	35	508	14.5	39t	5	0	0	0.0	0	0
2019	Lions	13	11	62	779	12.6	47	9	2	0	0.0	4	0
2020	Lions	16	16	76	978	12.9	43t	9	0	0	0.0	0	0
2021	Jaguars	17	16	73	832	11.4	33	4	0	0	0.0	0	0
2022	Jaguars	8	6	27	313	11.6	37	1	0	0	0.0	0	0
<b>NFL TOTALS</b>		<b>137</b>	<b>110</b>	<b>523</b>	<b>7,170</b>	<b>13.7</b>	<b>73T</b>	<b>56</b>	<b>19</b>	<b>148</b>	<b>7.8</b>	<b>37</b>	<b>0</b>

### MARVIN JONES JR.'S NFL POSTSEASON RUSHING/RECEIVING STATISTICS

DATE	TEAM	RECEIVING							RUSHING				
		GP	GS	NO.	YDS.	AVG.	LG	TD	NO.	YDS.	AVG.	LG	TD
2012	Bengals	1	1	3	34	11.3	15	0	0	0	0.0	0	0
2013	Bengals	1	0	8	130	16.3	49	0	0	0	0.0	0	0
2015	Bengals	1	1	4	32	8.0	13	0	0	0	0.0	0	0
2016	Lions	1	1	4	81	20.3	30	0	0	0	0.0	0	0
<b>NFL TOTALS</b>		<b>4</b>	<b>3</b>	<b>19</b>	<b>277</b>	<b>14.6</b>	<b>49</b>	<b>0</b>	<b>0</b>	<b>0</b>	<b>0.0</b>	<b>0</b>	<b>0</b>

### MARVIN JONES JR.'S NFL REGULAR SEASON RETURN STATISTICS

DATE	TEAM	KICKOFF RETURNS					PUNT RETURNS					
		RET.	YDS.	AVG.	LG	TD	NO.	FC	YDS.	AVG.	LG	TD
2012	Bengals	0	0	0.0	0	0	0	0	0	0.0	0	0
2013	Bengals	0	0	0.0	0	0	0	0	0	0.0	0	0
2014	Bengals	0	0	0.0	0	0	0	0	0	0.0	0	0
2015	Bengals	0	0	0.0	0	0	0	0	0	0.0	0	0
2016	Lions	0	0	0.0	0	0	0	0	0	0.0	0	0
2017	Lions	0	0	0.0	0	0	0	0	0	0.0	0	0
2018	Lions	0	0	0.0	0	0	0	0	0	0.0	0	0
2019	Lions	0	0	0.0	0	0	0	0	0	0.0	0	0
2020	Lions	0	0	0.0	0	0	0	0	0	0.0	0	0
2021	Jaguars	0	0	0.0	0	0	0	0	0	0.0	0	0
2022	Jaguars	0	0	0.0	0	0	0	0	0	0.0	0	0
<b>NFL TOTALS</b>		<b>0</b>	<b>0</b>	<b>0.0</b>	<b>0</b>	<b>0</b>	<b>0</b>	<b>0</b>	<b>0</b>	<b>0.0</b>	<b>0</b>	<b>0</b>

### MARVIN JONES JR.'S NFL POSTSEASON RETURN STATISTICS

DATE	TEAM	KICKOFF RETURNS					PUNT RETURNS					
		RET.	YDS.	AVG.	LG	TD	NO.	FC	YDS.	AVG.	LG	TD
2012	Bengals	0	0	0.0	0	0	0	0	0	0.0	0	0
2013	Bengals	0	0	0.0	0	0	0	0	0	0.0	0	0
2015	Bengals	0	0	0.0	0	0	0	0	0	0.0	0	0
2016	Lions	0	0	0.0	0	0	0	0	0	0.0	0	0
<b>NFL TOTALS</b>		<b>0</b>	<b>0</b>	<b>0.0</b>	<b>0</b>	<b>0</b>	<b>0</b>	<b>0</b>	<b>0</b>	<b>0.0</b>	<b>0</b>	<b>0</b>





**SINGLE-GAME HIGHS: RUSHING/RECEIVING**

<b>Rush Attempts</b>	2 vs. Minnesota Vikings, Dec 22, 2013 1 vs. Dallas Cowboys, Nov 17, 2019 ...16 more at 1.	<b>Longest Receptions</b>	73t at Green Bay Packers, Sep 25, 2016 58 vs. Chicago Bears, Dec 16, 2017
<b>Rushing Yards</b>	37 vs. Dallas Cowboys, Dec 09, 2012 34 at Buffalo Bills, Oct 13, 2013	<b>Receiving TDs</b>	4 vs. Minnesota Vikings, Oct 20, 2019 4 vs. New York Jets, Oct 27, 2013
<b>Longest Runs</b>	37 vs. Dallas Cowboys, Dec 09, 2012 34 at Buffalo Bills, Oct 13, 2013	<b>All-Purpose Yards</b>	205 at Green Bay Packers, Sep 25, 2016 180 vs. Minnesota Vikings, Jan 03, 2021
<b>Receptions</b>	10 at Tennessee Titans, Dec 20, 2020 10 vs. Minnesota Vikings, Oct 20, 2019	<b>Special Teams Tackles</b>	2 vs. New England Patriots, Oct 06, 2013 1 at Buffalo Bills, Oct 13, 2013 ...1 more at 1.
<b>Receiving Yards</b>	205 at Green Bay Packers, Sep 25, 2016 180 vs. Minnesota Vikings, Jan 03, 2021	<b>Most TDs</b>	4 vs. Minnesota Vikings, Oct 20, 2019 4 vs. New York Jets, Oct 27, 2013
<b>Receiving Average</b>	34.2 at Green Bay Packers, Sep 25, 2016 28.3 vs. Chicago Bears, Dec 16, 2017	<b>Miscellaneous Tackles</b>	1 at Tennessee Titans, Dec 12, 2021 1 vs. Minnesota Vikings, Jan 03, 2021 ...10 more at 1.

**SINGLE-GAME HIGHS - POSTSEASON: RECEIVING**

<b>Receptions</b>	8 vs. San Diego Chargers, Jan 05, 2014 4 at Seattle Seahawks, Jan 07, 2017 ...1 more at 4.	<b>Longest Receptions</b>	49 vs. San Diego Chargers, Jan 05, 2014 30 at Seattle Seahawks, Jan 07, 2017
<b>Receiving Yards</b>	130 vs. San Diego Chargers, Jan 05, 2014 81 at Seattle Seahawks, Jan 07, 2017	<b>All-Purpose Yards</b>	130 vs. San Diego Chargers, Jan 05, 2014 81 at Seattle Seahawks, Jan 07, 2017
<b>Receiving Average</b>	20.3 at Seattle Seahawks, Jan 07, 2017 16.3 vs. San Diego Chargers, Jan 05, 2014	<b>Miscellaneous Tackles</b>	1 vs. San Diego Chargers, Jan 05, 2014

**100-YARD RECEIVING GAMES (14): REGULAR SEASON**

DATE	TEAM	NO.	YDS.	AVG.	LG	TD
10/27/13	JETS	8	122	15.3	45	4
09/18/16	TITANS	8	118	14.8	47	0
09/25/16	at Packers	6	205	34.2	73t	2
10/29/17	STEELERS	6	128	21.3	43	0
11/06/17	at Packers	7	107	15.3	25t	2
11/23/17	VIKINGS	6	109	18.2	43t	2
10/28/18	SEAHAWKS	7	117	16.7	39t	2
09/22/19	at Eagles	6	101	16.8	27	1
11/03/19	at Raiders	8	126	15.8	47	1
12/06/20	at Bears	8	116	14.5	25t	1
12/20/20	at Titans	10	112	11.2	39	1
01/03/21	VIKINGS	8	180	22.5	43t	2
10/17/21	DOLPHINS	7	100	14.3	28t	1
10/09/22	TEXANS	7	104	14.9	37	0

**100-YARD RECEIVING GAMES (1): POSTSEASON**

DATE	TEAM	NO.	YDS.	AVG.	LG	TD
01/05/14	CHARGERS	8	130	16.3	49	0

**2022 GAME-BY-GAME REGULAR-SEASON STATISTICS (JAGUARS)**

DATE	OPPONENT	P/S	RECEIVING					RUSHING					W/L	SCORE
			NO.	YDS.	AVG.	LG	TD	NO.	YDS.	AVG.	LG	TD		
09/11	at Commanders	S	4	38	9.5	12	0	0	0	0.0	0	0	L	22-28
09/18	Colts	S	3	33	11.0	13	0	0	0	0.0	0	0	W	24-0
09/25	at Chargers	S	4	33	8.3	11t	1	0	0	0.0	0	0	W	38-10
10/02	at Eagles	S	0	0	0.0	0	0	0	0	0.0	0	0	L	21-29
10/09	Texans	P	7	104	14.9	37	0	0	0	0.0	0	0	L	6-13
10/16	at Colts												L	27-34
10/23	Giants	P	4	57	14.3	28	0	0	0	0.0	0	0	L	17-23
10/30	Broncos	S	0	0	0.0	0	0	0	0	0.0	0	0	L	17-21
11/06	Raiders	S	5	48	9.6	15	0	0	0	0.0	0	0	W	27-20
<b>2022 TOTALS</b>		<b>8-6</b>	<b>27</b>	<b>313</b>	<b>11.6</b>	<b>37</b>	<b>1</b>	<b>0</b>	<b>0</b>	<b>0.0</b>	<b>0</b>	<b>0</b>	<b>3-6</b>	



**2021 GAME-BY-GAME REGULAR-SEASON STATISTICS (JAGUARS)**

DATE	OPPONENT	P/S	RECEIVING					RUSHING					W/L	SCORE
			NO.	YDS.	AVG.	LG	TD	NO.	YDS.	AVG.	LG	TD		
09/12	at Texans	S	5	77	15.4	33	1	0	0	0.0	0	0	L	21-37
09/19	Broncos	S	6	55	9.2	25t	1	0	0	0.0	0	0	L	13-23
09/26	Cardinals	S	6	62	10.3	14	0	0	0	0.0	0	0	L	19-31
09/30	at Bengals	P	3	24	8.0	10	0	0	0	0.0	0	0	L	21-24
10/10	Titans	S	1	25	25.0	25	0	0	0	0.0	0	0	L	19-37
10/17	Dolphins	S	7	100	14.3	28t	1	0	0	0.0	0	0	W	23-20
10/31	at Seahawks	S	5	35	7.0	13	0	0	0	0.0	0	0	L	7-31
11/07	Bills	S	3	21	7.0	12	0	0	0	0.0	0	0	W	9-6
11/14	at Colts	S	2	35	17.5	23	0	0	0	0.0	0	0	L	17-23
11/21	49ers	S	4	52	13.0	22	0	0	0	0.0	0	0	L	10-30
11/28	Falcons	S	4	43	10.8	21	0	0	0	0.0	0	0	L	14-21
12/05	at Rams	S	2	11	5.5	6	0	0	0	0.0	0	0	L	7-37
12/12	at Titans	S	6	70	11.7	31	0	0	0	0.0	0	0	L	0-20
12/19	Texans	S	2	14	7.0	9	0	0	0	0.0	0	0	L	16-30
12/26	at Jets	S	8	74	9.3	19	0	0	0	0.0	0	0	L	21-26
01/02	at Patriots	S	2	46	23.0	24	0	0	0	0.0	0	0	L	10-50
01/09	Colts	S	7	88	12.6	29	1	0	0	0.0	0	0	W	26-11
<b>2021 TOTALS</b>		<b>17-16</b>	<b>73</b>	<b>832</b>	<b>11.4</b>	<b>33</b>	<b>4</b>	<b>0</b>	<b>0</b>	<b>0.0</b>	<b>0</b>	<b>0</b>	<b>3-14</b>	





# ARDEN KEY | 49

**POSITION:** OUTSIDE LINEBACKER

**HT:** 6-5 | **WT:** 240 | **DOB:** 5-3-1996

**COLLEGE:** LSU

**HOMETOWN:** COLLEGE PARK, GA.

**ACQ:** UFA (S.F.)-'22

**EXP:** 5th YEAR

@ardenkey

## KEY TRANSACTIONS

- Originally selected by Las Vegas in the third round (87th overall) of the 2018 Draft
- Signed by San Francisco as an unrestricted free agent on 4/23/21
- Signed by Jacksonville as an undresticted free agent on 3/30/22

## PRO

### 2022 (Jaguars)

- **11/6 vs. L.V.:** Saw action on defense and on special teams and posted one tackle
- **10/30 vs. DEN:** Saw action on defense and special teams and posted two total tackles (one solo) including one tackle for loss, 1.0 sack, and one pass defensed
- **10/23 vs. NYG:** Saw action on defense and on special teams and posted two solo tackles
- **10/16 at IND:** Saw action on defense and special teams and posted one tackle
- **10/9 vs. HOU:** Saw action on defense and special teams and posted two QB hits
- **10/2 at PHI:** Saw action on defense and special teams and recorded one solo tackle
- **9/25 at LAC:** Saw action along the defensive line and posted one tackle for loss
- **9/18 vs. IND:** Posted 1.0 sack and played 15 defensive snaps
- **9/11 at WAS:** Saw action on defense

### 2021 (49ers)

- Appeared in all 17 games and totaled 22 tackles (11 solo), 6.5 sacks and one pass defensed
- **11/15 vs. LAR:** Registered two tackles and 1.0 sack

### 2020 (Raiders)

- Saw action in 14 games and compiled 15 tackles, including two tackles for loss, 11 QB hits and two passes defensed

### 2019 (Raiders)

- Played in seven games and totaled four tackles and 2.0 sacks

### 2018 (Raiders)

- Appeared in all 16 contests and made 10 starts... Registered 30 total tackles and 1.0 sack

## COLLEGE

- Played in 31 games making 27 starts in three seasons at LSU... Recorded 131 total tackles, 26.5 tackles for loss and 21.0 sacks
- Selected First-Team All SEC in 2016 after compiling 56 total tackles, 12.0 sacks and 14.5 tackles for loss.. His 12.0 sacks set the single-season LSU sack record

## PERSONAL

- Attended Hapeville Charter Academy in Atlanta, Ga
- Son of Nicole Spencer and Arden Key Sr.
- Majored in interdisciplinary studies at LSU

### ARDEN KEY'S NFL REGULAR SEASON DEFENSIVE STATISTICS

DATE	TEAM	GP	GS	TK	TACKLES					INTERCEPTIONS					O. FUMB				ST				MISC					
					S	A	TFL	YDS	SK	YDS	QBH	NO	YDS	LG	TD	PD	FF	FR	TD	YDS	TK	S	A	FF	FR	S	A	
2018	Raiders	16	10	30	21	9	4	10	1.0	8.0	11	0	0	0	0	0	0	0	0	0	0	0	0	0	0	0	0	0
2019	Raiders	7	0	4	3	1	2	23	2.0	23.0	4	0	0	0	0	0	0	0	0	0	0	0	0	0	0	0	0	0
2020	Raiders	14	0	15	10	5	2	3	0.0	0.0	11	0	0	0	0	2	0	0	0	0	0	0	0	0	0	0	0	0
2021	49ers	17	0	22	11	11	5	38	6.5	51.5	17	0	0	0	0	1	0	0	0	0	0	0	0	0	0	0	0	0
2022	Jaguars	9	0	9	7	2	3	15	2.0	15.0	5	0	0	0	0	1	0	0	0	0	0	0	0	0	0	0	0	0
<b>NFL TOTALS</b>		<b>63</b>	<b>10</b>	<b>80</b>	<b>52</b>	<b>28</b>	<b>16</b>	<b>89</b>	<b>11.5</b>	<b>97.5</b>	<b>48</b>	<b>0</b>	<b>0</b>	<b>0</b>	<b>0</b>	<b>4</b>	<b>0</b>	<b>0</b>	<b>0</b>	<b>0</b>	<b>0</b>	<b>0</b>	<b>0</b>	<b>0</b>	<b>0</b>	<b>0</b>	<b>0</b>	<b>0</b>

### ARDEN KEY'S NFL POSTSEASON DEFENSIVE STATISTICS

DATE	TEAM	GP	GS	TK	TACKLES					INTERCEPTIONS					O. FUMB				ST				MISC					
					S	A	TFL	YDS	SK	YDS	QBH	NO	YDS	LG	TD	PD	FF	FR	TD	YDS	TK	S	A	FF	FR	S	A	
2021	49ers	3	0	2	1	1	0	0	0.0	0.0	0	0	0	0	0	0	0	0	0	0	0	0	0	0	0	0	0	0
<b>NFL TOTALS</b>		<b>3</b>	<b>0</b>	<b>2</b>	<b>1</b>	<b>1</b>	<b>0</b>	<b>0</b>	<b>0.0</b>	<b>0.0</b>	<b>0</b>	<b>0</b>	<b>0</b>	<b>0</b>	<b>0</b>	<b>0</b>	<b>0</b>	<b>0</b>	<b>0</b>	<b>0</b>	<b>0</b>	<b>0</b>	<b>0</b>	<b>0</b>	<b>0</b>	<b>0</b>	<b>0</b>	<b>0</b>



**SINGLE-GAME HIGHS: DEFENSIVE**

**Total Tackles** 4 vs. Los Angeles Chargers, Nov 11, 2018  
4 vs. Seattle Seahawks, Oct 14, 2018

**Solo Tackles** 4 vs. Seattle Seahawks, Oct 14, 2018  
3 vs. Los Angeles Chargers, Nov 11, 2018

**Sacks** 1.0 vs. Houston Texans, Jan 02, 2022  
1.0 vs. Atlanta Falcons, Dec 19, 2021  
...6 more at 1.0.

**Passes Defensed** 1 vs. Denver Broncos, Oct 30, 2022  
1 at Philadelphia Eagles, Sep 19, 2021  
...2 more at 1.

**Tackles For Loss** 1 vs. Houston Texans, Jan 02, 2022  
1 vs. Atlanta Falcons, Dec 19, 2021  
...11 more at 1.

**SINGLE-GAME HIGHS - POSTSEASON: DEFENSIVE**

**Total Tackles** 1 at Green Bay Packers, Jan 22, 2022  
1 at Dallas Cowboys, Jan 16, 2022

**Solo Tackles** 1 at Dallas Cowboys, Jan 16, 2022

**2022 GAME-BY-GAME REGULAR-SEASON STATISTICS (JAGUARS)**

DATE	OPPONENT	P/S	TACKLES							INTERCEPTIONS					O. FUMB				ST				MISC		W/L	SCORE	
			TK	S	A	SK	YDS	TFL	YDS	QBH	NO	YDS	LG	TD	PD	FF	FR	TD	YDS	TK	S	A	FF	FR			S
09/11	at Commanders	P	0	0	0	0.0	0.0	0	0	0	0	0	0	0	0	0	0	0	0	0	0	0	0	0	0	L	22-28
09/18	Colts	P	1	1	0	1.0	8.0	1	8	1	0	0	0	0	0	0	0	0	0	0	0	0	0	0	0	W	24-0
09/25	at Chargers	P	1	1	0	0.0	0.0	1	0	0	0	0	0	0	0	0	0	0	0	0	0	0	0	0	0	W	38-10
10/02	at Eagles	P	1	1	0	0.0	0.0	0	0	0	0	0	0	0	0	0	0	0	0	0	0	0	0	0	0	L	21-29
10/09	Texans	P	0	0	0	0.0	0.0	0	0	2	0	0	0	0	0	0	0	0	0	0	0	0	0	0	0	L	6-13
10/16	at Colts	P	1	1	0	0.0	0.0	0	0	0	0	0	0	0	0	0	0	0	0	0	0	0	0	0	0	L	27-34
10/23	Giants	P	2	2	0	0.0	0.0	0	0	0	0	0	0	0	0	0	0	0	0	0	0	0	0	0	0	L	17-23
10/30	Broncos	P	2	1	1	1.0	7.0	1	7	2	0	0	0	0	1	0	0	0	0	0	0	0	0	0	0	L	17-21
11/06	Raiders	P	1	0	1	0.0	0.0	0	0	0	0	0	0	0	0	0	0	0	0	0	0	0	0	0	0	W	27-20
<b>2022 TOTALS</b>			<b>9-0</b>	<b>9</b>	<b>7</b>	<b>2</b>	<b>2.0</b>	<b>15.0</b>	<b>3</b>	<b>15</b>	<b>5</b>	<b>0</b>	<b>0</b>	<b>0</b>	<b>0</b>	<b>1</b>	<b>0</b>	<b>0</b>	<b>0</b>	<b>0</b>	<b>0</b>	<b>0</b>	<b>0</b>	<b>0</b>	<b>0</b>	<b>3-6</b>	

**2021 GAME-BY-GAME REGULAR-SEASON STATISTICS (49ERS)**

DATE	OPPONENT	P/S	TACKLES							INTERCEPTIONS					O. FUMB				ST				MISC		W/L	SCORE	
			TK	S	A	SK	YDS	TFL	YDS	QBH	NO	YDS	LG	TD	PD	FF	FR	TD	YDS	TK	S	A	FF	FR			S
09/12	at Lions	P	1	1	0	0.0	0.0	0	0	0	0	0	0	0	0	0	0	0	0	0	0	0	0	0	0	W	41-33
09/19	at Eagles	P	1	1	0	0.0	0.0	0	0	1	0	0	0	0	1	0	0	0	0	0	0	0	0	0	0	W	17-11
09/26	Packers	P	0	0	0	0.0	0.0	0	0	0	0	0	0	0	0	0	0	0	0	0	0	0	0	0	0	L	28-30
10/03	Seahawks	P	2	1	1	0.0	0.0	0	0	0	0	0	0	0	0	0	0	0	0	0	0	0	0	0	0	L	21-28
10/10	at Cardinals	P	1	0	1	0.0	0.0	0	0	0	0	0	0	0	0	0	0	0	0	0	0	0	0	0	0	L	10-17
10/24	Colts		NOT ON ROSTER																								
10/31	at Bears		NOT ON ROSTER																								
11/07	Cardinals		NOT ON ROSTER																								
11/15	Rams	P	2	2	0	1.0	8.0	1	8	1	0	0	0	0	0	0	0	0	0	0	0	0	0	0	0	W	31-10
11/21	at Jaguars	P	2	1	1	1.0	6.0	1	6	1	0	0	0	0	0	0	0	0	0	0	0	0	0	0	0	W	30-10
11/28	Vikings	P	2	0	2	0.0	0.0	0	0	0	0	0	0	0	0	0	0	0	0	0	0	0	0	0	0	W	34-26
12/05	at Seahawks	P	3	0	3	0.5	4.0	0	0	1	0	0	0	0	0	0	0	0	0	0	0	0	0	0	0	L	23-30
12/12	at Bengals	P	1	0	1	0.5	4.5	0	0	0	0	0	0	0	0	0	0	0	0	0	0	0	0	0	0	W	26-23+
12/19	Falcons	P	1	1	0	1.0	11.0	1	11	2	0	0	0	0	0	0	0	0	0	0	0	0	0	0	0	W	31-13
12/23	at Titans	P	1	0	1	0.0	0.0	0	0	1	0	0	0	0	0	0	0	0	0	0	0	0	0	0	0	L	17-20
01/02	Texans	P	1	1	0	1.0	9.0	1	9	4	0	0	0	0	0	0	0	0	0	0	0	0	0	0	0	W	23-7
01/09	at Rams	P	1	0	1	0.5	5.0	0	0	3	0	0	0	0	0	0	0	0	0	0	0	0	0	0	0	W	27-24+
<b>2021 TOTALS</b>			<b>14-0</b>	<b>19</b>	<b>8</b>	<b>11</b>	<b>5.5</b>	<b>47.5</b>	<b>4</b>	<b>34</b>	<b>14</b>	<b>0</b>	<b>0</b>	<b>0</b>	<b>0</b>	<b>1</b>	<b>0</b>	<b>0</b>	<b>0</b>	<b>0</b>	<b>0</b>	<b>0</b>	<b>0</b>	<b>0</b>	<b>0</b>	<b>10-7</b>	

+ - Overtime

**2021 GAME-BY-GAME POSTSEASON STATISTICS (49ERS)**

DATE	OPPONENT	P/S	TACKLES							INTERCEPTIONS					O. FUMB				ST				MISC		W/L	SCORE	
			TK	S	A	SK	YDS	TFL	YDS	QBH	NO	YDS	LG	TD	PD	FF	FR	TD	YDS	TK	S	A	FF	FR			S
01/16	at Cowboys	P	1	1	0	0.0	0.0	0	0	0	0	0	0	0	0	0	0	0	0	0	0	0	0	0	0	W	23-17
01/22	at Packers	P	1	0	1	0.0	0.0	0	0	0	0	0	0	0	0	0	0	0	0	0	0	0	0	0	0	W	13-10
01/30	at Rams	P	0	0	0	0.0	0.0	0	0	0	0	0	0	0	0	0	0	0	0	0	0	0	0	0	0	L	17-20
<b>2021 TOTALS</b>			<b>3-0</b>	<b>2</b>	<b>1</b>	<b>1</b>	<b>0.0</b>	<b>0.0</b>	<b>0</b>	<b>0</b>	<b>0</b>	<b>0</b>	<b>0</b>	<b>0</b>	<b>0</b>	<b>0</b>	<b>0</b>	<b>0</b>	<b>0</b>	<b>0</b>	<b>0</b>	<b>0</b>	<b>0</b>	<b>0</b>	<b>0</b>	<b>2-1</b>	





# CHRISTIAN KIRK | 13

POSITION: WIDE RECEIVER

HT: 5-11 | WT: 200 | DOB: 11-16-1996

COLLEGE: TEXAS A&M

HOMETOWN: SCOTTSDALE, ARIZ.

ACQ: UFA (ARZ)-'22

EXP: 5th YEAR

 @ckirk

 @ckirk

## KEY TRANSACTIONS

- Originally drafted by Arizona in the second round (47th overall) in the 2018 draft
- Signed by Jacksonville as an unrestricted free agent on 3/16/22

## PRO

### 2022 (Jaguars)

- **11/6 vs. L.V.:** Started at wide receiver and led the team in receptions (8) and receiving yards (76) with one TD reception
- **10/30 vs. DEN:** Started at wide receiver and caught three passes for 40 yards
- **10/23 vs. NYG:** Started at wide receiver and caught seven passes for a team-leading 96 yards
- **10/16 at IND:** Started at wide receiver and caught four passes for 24 yards and one touchdown
- **10/9 vs. HOU:** Started at wide receiver and caught one pass for 11 yards
- **10/2 at PHI:** Started at wide receiver and rushed for 3 yards on one attempt and caught two passes for a team high 60 yards
- **9/25 at LAC:** Started at wide receiver and posted six receptions for 72 yards and one touchdown
- **9/18 vs. IND:** Posted six receptions for 78 yards and two TDs, including a 10-yard TD reception to cap Jacksonville's opening drive... This marked his sixth career multi-TD game
- **9/11 at WAS:** Started at wide receiver and surpassed 3,000 career receiving yards as he posted six receptions for 117 yards... Kirk joined Troy Edwards (2003) and Allen Hurns (2014) as the only players to post 100-plus receiving yards in their Jaguars debut

### 2021 (Cardinals)

- Appeared in every game, including 11 starts, for the first time in his career
- Led the team in receptions (77), receiving yards (982) and targets (103) for five TDs averaging 12.8 yards per catch
- **9/12 at TEN:** scored two TDs and gained 70 yards on five receptions, marked the fourth multiple-TD game of his career
- **9/26 at JAX:** caught seven passes for 104 yards (14.9 avg.), marked his fourth career 100-yard performance

### 2020 (Cardinals)

- Played in 14 games (10 starts) and posted 48 receptions for 621 yards and a career-high six TDs ... added 22 punt returns for 132 yards ...
- **9/20 vs. WAS:** Had two receptions for 57 yards including a 49-yard catch to extend a second quarter scoring drive
- **10/25 vs. SEA:** Had five receptions for 37 yards and two TDs, becoming just the fifth different player in franchise history to have multiple TD receptions in back-to-back games
- **11/8 vs. MIA:** Caught five passes for a season-high 123 yards and a 56-yard TD, marked his fifth-career TD reception of 50+ yards

### 2019 (Cardinals)

- Totaled 68 receptions for 709 yards and three TDs in 13 games (all starts) ... added 10 carries for 93 yards
- **9/15 at BAL:** had his first career 100-yard performance with a 114 yards on six receptions, joined Larry Fitzgerald as the first pair of Cardinals players with 100 receiving yards in a game since Fitzgerald (133) and Michael Floyd (101) vs. SF (11/13/16) ...
- **9/22 vs. CAR:** established a career high with 10 receptions and had a six-yard carry
- **12/8 vs. PIT:** Posted game-high marks with eight receptions for 85 yards, his 100th-career reception in his 22nd-career game against the Steelers, becoming the second-fastest player in franchise history to reach the milestone behind only Anquan Boldin (16 games)

### 2018 (Cardinals)

- Turned in a highly productive rookie campaign with 43 receptions for 590 yards and three TDs, three carries for 35 yards and 21 punt returns for 164 yards in 12 games (seven starts) prior to a season-ending foot injury
- Named to the PFWA All-Rookie team as a punt returner ...
- At the time of his injury, ranked second in the NFL in receptions (43) and third in receiving yards (590) among rookie WRs with TD catches of 75 and 59 yards, joined Giants RB Saquon Barkley (five), Browns RB Nick Chubb (two) and Falcons WR Calvin Ridley (two) as the only rookies with multiple TD catches of 50+ yards

## COLLEGE

- During his three seasons at Texas A&M, started 36 of 39 games played and totaled 234 receptions for 2,856 yards and 26 receiving TDs, 23 rushing attempts for 120 yards, 48 kickoff returns for 1,048 yards and a TD, and 37 punt returns for 814 yards and six TDs
- Despite playing just three seasons, fell just 29 receptions shy of breaking the SEC all-time receptions record (262 by Jordan Matthews) and 19 receptions shy of breaking the Aggies career receptions leader (252 by Ryan Swope)
- Earned first-team All-SEC honors as a return man and as an all-purpose player in both 2016 and 2017
- Named SEC Defensive Player of the Year, earned consensus First Team All American honors and was honored with the Bronco Nagurski Award, presented to the nation's top defensive player, as a senior in 2018
- Against New Mexico State in 2016, became the first player in A&M history with two punt return TDs in a game
- Left Texas A&M as the NCAA's career active leader in punt return average (22.0) and punt return TDs (6) ... his six career punt return TDs doubled the previous school career record

## PERSONAL

- Attended Saguaro (Scottsdale, AZ) High School where he was named an All-American by Under Armour, MaxPreps and PrepStar and was the Gatorade Player of the Year in Arizona as a senior in 2014
- Majored in University Studies with a concentration in Business at the Mays Business School
- Created the "Kicks from Kirk" program which offered fans the opportunity to win a free pair of Adidas shoes each week courtesy of Kirk by submitting a write up of someone who has significantly impacted their lives... Kirk selected a winner each week as part of the contest
- In the 2019 offseason, he teamed with the Stabler Foundation to provide backpacks for the Sunshine Pack Drive to benefit the Arizona Children's Cancer Foundation. Kirk donated 400 backpacks and took part in an event to help collect arts and crafts, books, journals,



games, headphones and other small goods to include in the packs for children

### CHRISTIAN KIRK'S NFL REGULAR SEASON RUSHING/RECEIVING STATISTICS

DATE	TEAM	RECEIVING							RUSHING				
		GP	GS	NO.	YDS.	AVG.	LG	TD	NO.	YDS.	AVG.	LG	TD
2018	Cardinals	12	7	43	590	13.7	75t	3	3	35	11.7	23	0
2019	Cardinals	13	13	68	709	10.4	69t	3	10	93	9.3	28	0
2020	Cardinals	14	10	48	621	12.9	80t	6	2	3	1.5	3	0
2021	Cardinals	17	11	77	982	12.8	50	5	1	11	11.0	11	0
2022	Jaguars	9	9	43	574	13.3	49	5	3	12	4.0	5	0
<b>NFL TOTALS</b>		<b>65</b>	<b>50</b>	<b>279</b>	<b>3,476</b>	<b>12.5</b>	<b>80T</b>	<b>22</b>	<b>19</b>	<b>154</b>	<b>8.1</b>	<b>28</b>	<b>0</b>

### CHRISTIAN KIRK'S NFL POSTSEASON RUSHING/RECEIVING STATISTICS

DATE	TEAM	RECEIVING							RUSHING				
		GP	GS	NO.	YDS.	AVG.	LG	TD	NO.	YDS.	AVG.	LG	TD
2021	Cardinals	1	0	6	51	8.5	23	0	0	0	0.0	0	0
<b>NFL TOTALS</b>		<b>1</b>	<b>0</b>	<b>6</b>	<b>51</b>	<b>8.5</b>	<b>23</b>	<b>0</b>	<b>0</b>	<b>0</b>	<b>0.0</b>	<b>0</b>	<b>0</b>

### CHRISTIAN KIRK'S NFL REGULAR SEASON RETURN STATISTICS

DATE	TEAM	KICKOFF RETURNS					PUNT RETURNS					
		RET.	YDS.	AVG.	LG	TD	NO.	FC	YDS.	AVG.	LG	TD
2018	Cardinals	0	0	0.0	0	0	21	17	164	7.8	44	0
2019	Cardinals	0	0	0.0	0	0	7	6	39	5.6	20	0
2020	Cardinals	1	20	20.0	20	0	22	10	132	6.0	24	0
2021	Cardinals	0	0	0.0	0	0	1	6	-5	-5.0	0	0
2022	Jaguars	0	0	0.0	0	0	4	2	25	6.3	10	0
<b>NFL TOTALS</b>		<b>1</b>	<b>20</b>	<b>20.0</b>	<b>20</b>	<b>0</b>	<b>55</b>	<b>41</b>	<b>355</b>	<b>6.5</b>	<b>44</b>	<b>0</b>

### CHRISTIAN KIRK'S NFL POSTSEASON RETURN STATISTICS

DATE	TEAM	KICKOFF RETURNS					PUNT RETURNS					
		RET.	YDS.	AVG.	LG	TD	NO.	FC	YDS.	AVG.	LG	TD
2021	Cardinals	0	0	0.0	0	0	1	1	0	0.0	0	0
<b>NFL TOTALS</b>		<b>0</b>	<b>0</b>	<b>0.0</b>	<b>0</b>	<b>0</b>	<b>1</b>	<b>1</b>	<b>0</b>	<b>0.0</b>	<b>0</b>	<b>0</b>

### SINGLE-GAME HIGHS: RUSHING/RECEIVING

<b>Rush Attempts</b>	2 at Seattle Seahawks, Dec 22, 2019 1 vs. San Francisco 49ers, Oct 10, 2021 ...13 more at 1.	<b>Kickoff Return Yards</b>	20 vs. Philadelphia Eagles, Dec 20, 2020
<b>Rushing Yards</b>	28 vs. Cleveland Browns, Dec 15, 2019 23 at Green Bay Packers, Dec 02, 2018	<b>Longest Kickoff Return</b>	20 vs. Philadelphia Eagles, Dec 20, 2020
<b>Longest Runs</b>	28 vs. Cleveland Browns, Dec 15, 2019 23 at Green Bay Packers, Dec 02, 2018	<b>Fair Catches</b>	5 vs. San Francisco 49ers, Oct 28, 2018 4 vs. Denver Broncos, Oct 18, 2018
<b>Receptions</b>	10 vs. Carolina Panthers, Sep 22, 2019 9 at Detroit Lions, Dec 19, 2021	<b>Punt Return Yards</b>	77 at New York Giants, Dec 13, 2020 44 vs. Washington Redskins, Sep 09, 2018
<b>Receiving Yards</b>	138 at Tampa Bay Buccaneers, Nov 10, 2019 123 vs. Miami Dolphins, Nov 08, 2020	<b>Longest Punt Return</b>	44 vs. Washington Redskins, Sep 09, 2018 26 at Los Angeles Chargers, Nov 25, 2018
<b>Receiving Average</b>	28.7 vs. Los Angeles Rams, Dec 13, 2021 28.3 at San Francisco 49ers, Oct 07, 2018	<b>Punt Returns</b>	6 at New York Giants, Dec 13, 2020 4 vs. Denver Broncos, Oct 30, 2022 ...1 more at 4.
<b>Longest Receptions</b>	80t at Dallas Cowboys, Oct 19, 2020 75t at San Francisco 49ers, Oct 07, 2018	<b>Punt Return Average</b>	12.8 at New York Giants, Dec 13, 2020 9.5 vs. Oakland Raiders, Nov 18, 2018
<b>Receiving TDs</b>	3 at Tampa Bay Buccaneers, Nov 10, 2019 2 vs. Indianapolis Colts, Sep 18, 2022 ...3 more at 2.	<b>Most TDs</b>	3 at Tampa Bay Buccaneers, Nov 10, 2019 2 vs. Indianapolis Colts, Sep 18, 2022 ...3 more at 2.
<b>All-Purpose Yards</b>	138 at Tampa Bay Buccaneers, Nov 10, 2019 119 vs. Miami Dolphins, Nov 08, 2020	<b>Miscellaneous Tackles</b>	1 vs. Pittsburgh Steelers, Dec 08, 2019 1 at Los Angeles Chargers, Nov 25, 2018 ...1 more at 1.
<b>Kickoff Returns</b>	1 vs. Philadelphia Eagles, Dec 20, 2020		

### SINGLE-GAME HIGHS - POSTSEASON: RUSHING/RECEIVING

<b>Receptions</b>	6 at Los Angeles Rams, Jan 17, 2022	<b>All-Purpose Yards</b>	51 at Los Angeles Rams, Jan 17, 2022
<b>Receiving Yards</b>	51 at Los Angeles Rams, Jan 17, 2022	<b>Fair Catches</b>	1 at Los Angeles Rams, Jan 17, 2022
<b>Receiving Average</b>	8.5 at Los Angeles Rams, Jan 17, 2022	<b>Punt Returns</b>	1 at Los Angeles Rams, Jan 17, 2022
<b>Longest Receptions</b>	23 at Los Angeles Rams, Jan 17, 2022 8 at Los Angeles Rams, Jan 17, 2022		



**100-YARD RECEIVING GAMES (5): REGULAR SEASON**

DATE	TEAM	NO.	YDS.	AVG.	LG	TD
09/15/19	at Ravens	6	114	19.0	34	0
11/10/19	at Buccaneers	6	138	23.0	69t	3
11/08/20	DOLPHINS	5	123	24.6	56t	1
09/26/21	at Jaguars	7	104	14.9	33	0
09/11/22	at Commanders	6	117	19.5	49	0

**2022 GAME-BY-GAME REGULAR-SEASON STATISTICS (JAGUARS)**

DATE	OPPONENT	P/S	RECEIVING					RUSHING					W/L	SCORE	
			NO.	YDS.	AVG.	LG	TD	NO.	YDS.	AVG.	LG	TD			
09/11	at Commanders	S	6	117	19.5	49	0	0	0	0.0	0	0	0	L	22-28
09/18	Colts	S	6	78	13.0	26	2	0	0	0.0	0	0	0	W	24-0
09/25	at Chargers	S	6	72	12.0	35	1	0	0	0.0	0	0	0	W	38-10
10/02	at Eagles	S	2	60	30.0	45	0	1	3	3.0	3	0	0	L	21-29
10/09	Texans	S	1	11	11.0	6	0	0	0	0.0	0	0	0	L	6-13
10/16	at Colts	S	4	24	6.0	12	1	1	4	4.0	4	0	0	L	27-34
10/23	Giants	S	7	96	13.7	34	0	1	5	5.0	5	0	0	L	17-23
10/30	Broncos	S	3	40	13.3	25	0	0	0	0.0	0	0	0	L	17-21
11/06	Raiders	S	8	76	9.5	23	1	0	0	0.0	0	0	0	W	27-20
<b>2022 TOTALS</b>		<b>9-9</b>	<b>43</b>	<b>574</b>	<b>13.3</b>	<b>49</b>	<b>5</b>	<b>3</b>	<b>12</b>	<b>4.0</b>	<b>5</b>	<b>0</b>	<b>0</b>	<b>3-6</b>	

**2021 GAME-BY-GAME REGULAR-SEASON STATISTICS (CARDINALS)**

DATE	OPPONENT	P/S	RECEIVING					RUSHING					W/L	SCORE	
			NO.	YDS.	AVG.	LG	TD	NO.	YDS.	AVG.	LG	TD			
09/12	at Titans	P	5	70	14.0	26t	2	0	0	0.0	0	0	0	W	38-13
09/19	Vikings	S	3	65	21.7	35	0	0	0	0.0	0	0	0	W	34-33
09/26	at Jaguars	P	7	104	14.9	33	0	0	0	0.0	0	0	0	W	31-19
10/03	at Rams	S	1	5	5.0	5	0	0	0	0.0	0	0	0	W	37-20
10/10	49ers	S	5	39	7.8	9	0	1	11	11.0	11	0	0	W	17-10
10/17	at Browns	S	5	75	15.0	21t	1	0	0	0.0	0	0	0	W	37-14
10/24	Texans	P	4	50	12.5	19	1	0	0	0.0	0	0	0	W	31-5
10/28	Packers	S	4	46	11.5	29	0	0	0	0.0	0	0	0	L	21-24
11/07	at 49ers	S	6	91	15.2	50	0	0	0	0.0	0	0	0	W	31-17
11/14	Panthers	S	7	58	8.3	20	0	0	0	0.0	0	0	0	L	10-34
11/21	at Seahawks	S	2	25	12.5	14	0	0	0	0.0	0	0	0	W	23-13
12/05	at Bears	P	1	4	4.0	4	0	0	0	0.0	0	0	0	W	33-22
12/13	Rams	S	3	86	28.7	47	0	0	0	0.0	0	0	0	L	23-30
12/19	at Lions	S	9	94	10.4	26t	1	0	0	0.0	0	0	0	L	12-30
12/25	Colts	P	7	48	6.9	14	0	0	0	0.0	0	0	0	L	16-22
01/02	at Cowboys	P	6	79	13.2	43	0	0	0	0.0	0	0	0	W	25-22
01/09	Seahawks	S	2	43	21.5	35	0	0	0	0.0	0	0	0	L	30-38
<b>2021 TOTALS</b>		<b>17-11</b>	<b>77</b>	<b>982</b>	<b>12.8</b>	<b>50</b>	<b>5</b>	<b>1</b>	<b>11</b>	<b>11.0</b>	<b>11</b>	<b>0</b>	<b>0</b>	<b>11-6</b>	

**2021 GAME-BY-GAME POSTSEASON STATISTICS (CARDINALS)**

DATE	OPPONENT	P/S	RECEIVING					RUSHING					W/L	SCORE	
			NO.	YDS.	AVG.	LG	TD	NO.	YDS.	AVG.	LG	TD			
01/17	at Rams	P	6	51	8.5	23	0	0	0	0.0	0	0	0	L	11-34
<b>2021 TOTALS</b>		<b>1-0</b>	<b>6</b>	<b>51</b>	<b>8.5</b>	<b>23</b>	<b>0</b>	<b>0</b>	<b>0</b>	<b>0.0</b>	<b>0</b>	<b>0</b>	<b>0</b>	<b>0-1</b>	





# TREVOR LAWRENCE | 16

POSITION: QUARTERBACK

HT: 6-6 | WT: 220 | DOB: 10-6-1999

COLLEGE: CLEMSON

HOMETOWN: CARTERSVILLE, GA.

ACQ: D1-'21

EXP: 2nd YEAR

@Trevorlawrencee

@tlawrence16

## KEY TRANSACTIONS

- Originally drafted by Jacksonville in the first round (1st overall) in the 2021 draft

## PRO

### 2022 (Jaguars)

- Was voted a team captain for the 2022 season
- 11/6 vs. L.V.:** Completed 25-of-31 passes for 235 yards and one touchdown and a 109.0 QB rating... His 80.6 completion percentage was his third game over 80 percent, tying him with QB Mark Brunell and QB David Garrard for the most in franchise history... Rushed for a career-high 53 yards on six attempts
- 10/30 vs. DEN:** Completed 18-of-31 passes for 133 yards and one touchdown... Rushed for 15 yards on three attempts
- 10/23 vs. NYG:** Completed 22-of-43 passes for 310 yards and one rushing touchdown... Lawrence became the first QB to post a rushing touchdown in back-to-back games since Blake Bortles in 2015...
- 10/16 at IND:** Completed 20-22 passes for 163 yards including one touchdown and rushed for 23 yards on six carries... Lawrence rushed for a career-high two touchdowns... His 90.9 completion percentage was a career high... Lawrence surpassed 5,000 career passing yards (5,036 yards).
- 10/9 vs HOU:** Completed 25-47 passes for 286 yards
- 10/2 at PHI:** Completed 11-23 passes for 174 yards and two touchdowns
- 9/25 at LAC:** Completed 28-of-39 passes for 262 yards and three TDs and a 115.5 passer rating... Lawrence has recorded a 6-1 TD to INT ratio this season, the second-best in the NFL behind only Chiefs QB Patrick Mahomes (8-1)... Lawrence has now thrown a TD in five consecutive games, the longest streak of his career
- 9/18 vs. IND:** Completed 25-of-30 passes for 235 yards and two TDs... Set single-game career highs with a 121.5 passer rating and 83.3 completion percentage... Dating back to last season, the game marked his fourth consecutive game with a passing TD
- 9/11 at WAS:** Completed 24 of 42 passes for 275 yards and one touchdown

### 2021 (Jaguars)

- Voted a team captain for the 2021 season
- Finished his rookie season 359-of-602 for 3,641 passing yards and 12 touchdowns... Also compiled 334 rushing yards on 73 attempts and two touchdowns
- 1/9 vs. IND:** Completed 23-of-32 passes for 223 yards and two TDs for a career-high passer rating of 111.8... Completed his first 12 passes of the game and capped off Jacksonville's first drive with a 2-yard TD pass to WR Laquan Treadwell
- 9/12 at HOU:** Finished his Jaguars and NFL debut 28-of-51 for 332 yards, 3 TDs and 3 INTs... Lawrence's 332 yards passing was the fourth-most by a rookie quarterback in their first start in NFL history... Lawrence is the only rookie in franchise history to throw for 300-plus yards and at least three TDs in a single game and is one of nine players in NFL history to throw for 300-plus yards and three TDs in their first career start

## COLLEGE

- Started 36 of 40 games in three years at Clemson (2018-20)
- His career 34-2 record as a starter is the third-best winning percentage by a starting quarterback with at least 30 career starts since Division I split in 1978
- Completed 758-of-1138 career passes (66.6 percent) for 10,098 yards with 90 touchdowns
- Became the first quarterback in Atlantic Coast Conference history to win three ACC Championship games and was only the sixth quarterback in ACC history to record at least 10,000 career passing yards
- One of only 19 players in Clemson history to be a three-time All-ACC Academic Team honoree
- Holds Clemson career records in career winning percentage (.944), pass efficiency rating (164.3), yards per passing attempt (8.87) and tied for the most wins against Top 25 opponents (nine)
- 2018 ACC Rookie of the Year, ACC Offensive Rookie of the Year, Second-Team All-ACC, AP ACC Newcomer of the Year and All-ACC Academic selection
- 2019 First-team All-ACC selection and second straight All-ACC Academic selection
- 2020 voted ACC Player of the Year, ACC Offensive Player of the Year and First-Team All-ACC honoree

## PERSONAL

- Lawrence was the first No. 1 overall selection in Jaguars history
- Married his longtime girlfriend, Marissa, on April 10, 2021 shortly before the 2021 NFL Draft
- One of 19 players in Clemson history to be a three-time All-ACC Academic Team honoree
- Brother Chase, 27, is an award-winning painter
- Started growing out his hair on a dare with three teammates during his freshman year of high school
- Has two dogs, Indi and Jones

### TREVOR LAWRENCE'S NFL REGULAR SEASON PASSING STATISTICS

DATE	TEAM	GP	GS	ATT.	CMP.	PCT.	YDS	AVG.	TD	INT.	LG	SK	LST	RATE
2021	Jaguars	17	17	602	359	59.6	3,641	6.0	12	17	58	32	238	71.9
2022	Jaguars	9	9	308	198	64.3	2,075	6.7	11	6	49	12	89	87.5
<b>TOTALS</b>		<b>26</b>	<b>26</b>	<b>910</b>	<b>557</b>	<b>61.2</b>	<b>5,716</b>	<b>6.3</b>	<b>23</b>	<b>23</b>	<b>58</b>	<b>44</b>	<b>327</b>	<b>77.2</b>





**TREVOR LAWRENCE'S NFL REGULAR SEASON RUSHING STATISTICS**

DATE	TEAM	NO.	YDS.	AVG.	LG	TD
2021	Jaguars	73	334	4.6	26	2
2022	Jaguars	33	152	4.6	24	3
<b>TOTALS</b>		<b>106</b>	<b>486</b>	<b>4.6</b>	<b>26</b>	<b>5</b>

**TREVOR LAWRENCE'S NFL REGULAR SEASON PASSING/RUSHING STATISTICS**

DATE	TEAM	GP	GS	PASSING											RUSHING				
				ATT.	CMP.	PCT.	YDS	AVG.	TD	INT.	LG	SK	LST	RATE	NO.	YDS.	AVG.	LG	TD
2021	Jaguars	17	17	602	359	59.6	3,641	6.0	12	17	58	32	238	71.9	73	334	4.6	26	2
2022	Jaguars	9	9	308	198	64.3	2,075	6.7	11	6	49	12	89	87.5	33	152	4.6	24	3
<b>TOTALS</b>		<b>26</b>	<b>26</b>	<b>910</b>	<b>557</b>	<b>61.2</b>	<b>5,716</b>	<b>6.3</b>	<b>23</b>	<b>23</b>	<b>58</b>	<b>44</b>	<b>327</b>	<b>77.2</b>	<b>106</b>	<b>486</b>	<b>4.6</b>	<b>26</b>	<b>5</b>

**SINGLE-GAME HIGHS: QUARTERBACK**

<b>Pass Attempts</b>	54 at Seattle Seahawks, Oct 31, 2021 51 at Houston Texans, Sep 12, 2021	<b>Passer Rating</b>	121.5 vs. Indianapolis Colts, Sep 18, 2022 115.5 at Los Angeles Chargers, Sep 25, 2022
<b>Pass Completions</b>	32 at Seattle Seahawks, Oct 31, 2021 28 at Los Angeles Chargers, Sep 25, 2022 ...1 more at 28.	<b>Rush Attempts</b>	10 vs. Indianapolis Colts, Jan 09, 2022 8 at Cincinnati Bengals, Sep 30, 2021 53 vs. Las Vegas Raiders, Nov 06, 2022
<b>Yards Passing</b>	332 at Houston Texans, Sep 12, 2021 319 vs. Miami Dolphins, Oct 17, 2021	<b>Rushing Yards</b>	39 vs. Atlanta Falcons, Nov 28, 2021 4.5 at Cincinnati Bengals, Sep 30, 2021 4.0 vs. Tennessee Titans, Oct 10, 2021
<b>TD Passes</b>	3 at Los Angeles Chargers, Sep 25, 2022 3 at Houston Texans, Sep 12, 2021	<b>Rushing Average</b>	26 at New York Jets, Dec 26, 2021 24 vs. Las Vegas Raiders, Nov 06, 2022
<b>Long Passes</b>	58 vs. Tennessee Titans, Oct 10, 2021 52 at Cincinnati Bengals, Sep 30, 2021	<b>Longest Runs</b>	2 at Indianapolis Colts, Oct 16, 2022 1 vs. New York Giants, Oct 23, 2022 ...2 more at 1.
<b>Completion Percentage</b>	90.9 at Indianapolis Colts, Oct 16, 2022 83.3 vs. Indianapolis Colts, Sep 18, 2022	<b>Rushing TDs</b>	

**300-YARD PASSING GAMES (3): REGULAR SEASON**

DATE	TEAM	NO.	YDS.	AVG.	LG	TD
09/12/21	at Texans	28	332	11.9	41t	3
10/17/21	DOLPHINS	25	319	12.8	29	1
10/23/22	GIANTS	22	310	14.1	34	0

**2022 GAME-BY-GAME REGULAR-SEASON STATISTICS (JAGUARS)**

DATE	OPPONENT	P/S	PASSING											RUSHING					SCORE
			ATT	CMP	YDS	PCT	Y/A	Y/C	TD	INT	LG	SK/YD	RATE	ATT	YDS	LG	TD	W/L	
09/11	at Commanders	S	42	24	275	57.1	6.5	11.5	1	1	49	2/15	75.0	2	4	6	0	L	22-28
09/18	Colts	S	30	25	235	83.3	7.8	9.4	2	0	26	0/0	121.5	3	11	8	0	W	24-0
09/25	at Chargers	S	39	28	262	71.8	6.7	9.4	3	0	35	0/0	115.5	3	7	6	0	W	38-10
10/02	at Eagles	S	23	11	174	47.8	7.6	15.8	2	1	45	4/26	84.3	2	7	7	0	L	21-29
10/09	Texans	S	47	25	286	53.2	6.1	11.4	0	2	37	0/0	54.0	4	29	12	0	L	6-13
10/16	at Colts	S	22	20	165	90.9	7.5	8.3	1	0	22	4/29	113.1	6	23	13	2	L	27-34
10/23	Giants	S	43	22	310	51.2	7.2	14.1	0	0	34	0/0	74.8	4	3	1t	1	L	17-23
10/30	Broncos	S	31	18	133	58.1	4.3	7.4	1	2	25	2/19	52.2	3	15	9	0	L	17-21
11/06	Raiders	S	31	25	235	80.6	7.6	9.4	1	0	23	0/0	109.0	6	53	24	0	W	27-20
<b>2022 TOTALS</b>		<b>9-9</b>	<b>308</b>	<b>198</b>	<b>2,075</b>	<b>64.3</b>	<b>6.7</b>	<b>10.5</b>	<b>11</b>	<b>6</b>	<b>49</b>	<b>12/89</b>	<b>87.5</b>	<b>33</b>	<b>152</b>	<b>24</b>	<b>3</b>	<b>3-6</b>	

**2021 GAME-BY-GAME REGULAR-SEASON STATISTICS (JAGUARS)**

DATE	OPPONENT	P/S	PASSING											RUSHING					SCORE
			ATT	CMP	YDS	PCT	Y/A	Y/C	TD	INT	LG	SK/YD	RATE	ATT	YDS	LG	TD	W/L	
09/12	at Texans	S	51	28	332	54.9	6.5	11.9	3	3	41t	1/13	70.1	1	-2	-2	0	L	21-37
09/19	Broncos	S	33	14	118	42.4	3.6	8.4	1	2	25t	1/4	37.2	2	21	11	0	L	13-23
09/26	Cardinals	S	34	22	219	64.7	6.4	10.0	1	2	25	3/17	68.1	6	27	10	0	L	19-31
09/30	at Bengals	S	24	17	204	70.8	8.5	12.0	0	0	52	1/2	96.5	8	36	11	1	L	21-24
10/10	Titans	S	33	23	273	69.7	8.3	11.9	1	1	58	2/17	92.1	7	28	8	1	L	19-37
10/17	Dolphins	S	41	25	319	61.0	7.8	12.8	1	0	29	2/7	93.4	2	11	12	0	W	23-20
10/31	at Seahawks	S	54	32	238	59.3	4.4	7.4	1	1	17	1/11	68.3	3	11	8	0	L	7-31
11/07	Bills	S	26	15	118	57.7	4.5	7.9	0	0	23	2/12	69.1	3	4	3	0	W	9-6
11/14	at Colts	S	35	16	162	45.7	4.6	10.1	0	0	24	3/10	59.5	5	33	12	0	L	17-23
11/21	49ers	S	25	16	158	64.0	6.3	9.9	0	0	22	3/12	81.8	3	23	10	0	L	10-30
11/28	Falcons	S	42	23	228	54.8	5.4	9.9	1	1	26	1/12	68.4	5	39	10	0	L	14-21
12/05	at Rams	S	28	16	145	57.1	5.2	9.1	0	0	28	2/9	71.3	4	10	9	0	L	7-37
12/12	at Titans	S	40	24	221	60.0	5.5	9.2	0	4	41	3/37	35.5	1	2	2	0	L	0-20
12/19	Texans	S	38	22	210	57.9	5.5	9.5	0	0	30	3/21	73.4	5	21	10	0	L	16-30
12/26	at Jets	S	39	26	280	66.7	7.2	10.8	0	0	25	1/28	87.6	6	37	26	0	L	21-26
01/02	at Patriots	S	27	17	193	63.0	7.1	11.4	1	3	40	2/20	57.1	2	16	15	0	L	10-50
01/09	Colts	S	32	23	223	71.9	7.0	9.7	2	0	29	1/6	111.8	10	17	8	0	W	26-11
<b>2021 TOTALS</b>		<b>17-17</b>	<b>602</b>	<b>359</b>	<b>3,641</b>	<b>59.6</b>	<b>6.0</b>	<b>10.1</b>	<b>12</b>	<b>17</b>	<b>58</b>	<b>32/238</b>	<b>71.9</b>	<b>73</b>	<b>334</b>	<b>26</b>	<b>2</b>	<b>3-14</b>	





# WALKER LITTLE | 72

POSITION: OFFENSIVE LINEMAN

HT: 6-7 | WT: 325 | DOB: 4-1-1999

COLLEGE: STANFORD

HOMETOWN: HOUSTON, TEXAS

ACQ: D2-'21

EXP: 2nd YEAR

@walkerlittle45

@walker\_little

## KEY TRANSACTIONS

- Originally drafted by Jacksonville in the second round (45th overall) in the 2021 draft

## PRO

### 2022 (Jaguars)

- 11/6 vs. L.V.: Saw action on offense and special teams
- 10/30 vs. DEN: Saw action on special teams
- 10/23 vs. NYG: Saw action on the offensive line and special teams
- 10/16 at IND: Saw action on the offensive line and special teams
- 10/9 vs HOU: Saw action on special teams
- 10/2 at PHI: Saw action on special teams
- 9/25 at LAC: Saw action on offense and special teams
- 9/18 vs. IND: Saw action on special teams
- 9/11 at WAS: Saw action on the offensive line and five special teams snaps

### 2021 (Jaguars)

- Appeared in nine games with three starts as a rookie
- 1/9 vs. IND: Started at left tackle and played all 68 offensive snaps
- 11/7 vs. BUF: Started at left tackle for the first time in his career and played all 61 offensive snaps... Replaced an injured Cam Robinson
- 10/17 vs. MIA: Saw action on RB James Robinson's 1-yard touchdown run in the second quarter... Helped Robinson score a rushing TD in his fourth straight game

## COLLEGE

- Started 13 games in 2018 and earned All-Pac 12 First Team honors as a sophomore in 2018 prior to missing the 2019 season (knee injury)
- Opted out of the 2020 season due to COVID-19
- Voted Pac-12 Freshman Co-Offensive Player of the year as well as All-Pac-12 honorable mention in 2017
- Helped Bryce Love set single-game school record with 301 rushing yards (vs. Arizona State) in third career start
- Stanford's first true freshman to start at left tackle since 2000 (Kirk Chambers)

## PERSONAL

- Is one-quarter Jamaican from his maternal grandmother and has visited Jamaica throughout his high school and college years
- Led his high school (Episcopal) to a state title in 2014
- Grandfather, Gene Little, played football at Rice and professionally for the New York Giants
- Uncle, Jack Little, played football at Texas A&M and professionally for the Baltimore Colts

## WALKER LITTLE'S NFL REGULAR SEASON STATISTICS

DATE	TEAM	GP	GS
2021	Jaguars	9	3
2022	Jaguars	9	0
<b>NFL TOTALS</b>		<b>18</b>	<b>3</b>

## 2022 GAME-BY-GAME REGULAR-SEASON STATISTICS (JAGUARS)

DATE	OPPONENT	P/S	W/L	SCORE
09/11	at Commanders	P	L	22-28
09/18	Colts	P	W	24-0
09/25	at Chargers	P	W	38-10
10/02	at Eagles	P	L	21-29
10/09	Texans	P	L	6-13
10/16	at Colts	P	L	27-34
10/23	Giants	P	L	17-23
10/30	Broncos	P	L	17-21
11/06	Raiders	P	W	27-20
<b>2022 TOTALS</b>		<b>9-0</b>	<b>3-6</b>	



**2021 GAME-BY-GAME REGULAR-SEASON STATISTICS (JAGUARS)**

DATE	OPPONENT	P/S		W/L	SCORE
09/12	at Texans		INACTIVE	L	21-37
09/19	Broncos		INACTIVE	L	13-23
09/26	Cardinals		RESERVE/COVID-19	L	19-31
09/30	at Bengals		RESERVE/COVID-19	L	21-24
10/10	Titans		DID NOT PLAY (NON-INJURY)	L	19-37
10/17	Dolphins	P		W	23-20
10/31	at Seahawks	P		L	7-31
11/07	Bills	S		W	9-6
11/14	at Colts		DID NOT PLAY (NON-INJURY)	L	17-23
11/21	49ers	P		L	10-30
11/28	Falcons		DID NOT PLAY (NON-INJURY)	L	14-21
12/05	at Rams	P		L	7-37
12/12	at Titans		DID NOT PLAY (NON-INJURY)	L	0-20
12/19	Texans	P		L	16-30
12/26	at Jets	P		L	21-26
01/02	at Patriots	S		L	10-50
01/09	Colts	S		W	26-11
<b>2021 TOTALS</b>		<b>9-3</b>		<b>3-14</b>	





# DEVIN LLOYD | 33

POSITION: LINEBACKER

HT: 6-3 | WT: 235 | DOB: 9-30-1998

COLLEGE: UTAH

HOMETOWN: CHULA VISTA, CALIF.

ACQ: D1-'22

EXP: R

@DevinLloyd\_

@devinlloyd\_

## KEY TRANSACTIONS

- Originally drafted by Jacksonville in the first round (27th overall) in the 2022 draft

## PRO

### 2022 (Jaguars)

- 11/6 vs. L.V.:** Started at linebacker and posted one solo tackle, one QB hit, one pass defensed, and one fumble recovery
- 10/30 vs. DEN:** Started at linebacker and recorded five tackles and one QB hit
- 10/23 vs. NYG:** Started at linebacker and recorded seven tackles (two solo)
- 10/16 at IND:** Started at linebacker and posted seven tackles (five solo)
- 10/9 vs. HOU:** Started at linebacker and posted 11 tackles (six solo)
- 10/2 at PHI:** Started at linebacker and recorded 14 tackles (four solo)
- 9/25 at LAC:** Posted an INT in his second consecutive game and is leading all NFL rookies in INTs... He is the first rookie in franchise history to record two INTs in their first three career games... Recorded seven tackles (five solo) and three passes defensed
- 9/18 vs. IND:** Recorded a team-high six tackles (three solo) and one pass defensed... Posted his first career interception in second career game
- 9/11 at WAS:** Started at linebacker and recorded a team-high 11 tackles (8 solo) in his NFL debut... Eleven tackles is the most by a player in his NFL debut since LB Devin Bush recorded 11 tackles in 2019

## COLLEGE

- 47 career games as a Ute with 32 starts
- 2021 Consensus All-America, the tenth such Ute in program history
- Finished his career with 43 tackles for loss, fourth-most in program history
- Tied for second-most TFLs in a season (22 in 2021)
- Finished the 2021 season as the only active Pac-12 player with three career interception return TDs
- One of six Utes all-time with three-plus career interception return TDs
- Three games in 2021 with a 90-plus grade by PFF, leading all linebackers nationally
- Ten career All-America accolades, including eight First Team honors in 2021
- Two-time Butkus Award Finalist (2020, 2021)

## PERSONAL

- Son of Joe Lloyd and Ronyta Johnson
- Both his mother and his father served in the military
- Communications major
- Born in Kansas City

## DEVIN LLOYD'S NFL REGULAR SEASON DEFENSIVE STATISTICS

DATE	TEAM	GP	TACKLES								INTERCEPTIONS							O. FUMB				ST				MISC		
			GS	TK	S	A	TFL	YDS	SK	YDS	QBH	NO	YDS	LG	TD	PD	FF	FR	TD	YDS	TK	S	A	FF	FR	S	A	
2022	Jaguars	9	9	69	34	35	0	0	0.0	0.0	2	2	34	13	0	7	0	1	0	11	0	0	0	0	0	0	0	0
<b>NFL TOTALS</b>		<b>9</b>	<b>9</b>	<b>69</b>	<b>34</b>	<b>35</b>	<b>0</b>	<b>0</b>	<b>0.0</b>	<b>0.0</b>	<b>2</b>	<b>2</b>	<b>34</b>	<b>13</b>	<b>0</b>	<b>7</b>	<b>0</b>	<b>1</b>	<b>0</b>	<b>11</b>	<b>0</b>	<b>0</b>	<b>0</b>	<b>0</b>	<b>0</b>	<b>0</b>	<b>0</b>	

### SINGLE-GAME HIGHS: DEFENSIVE

<b>Total Tackles</b>	14 at Philadelphia Eagles, Oct 02, 2022 11 vs. Houston Texans, Oct 09, 2022 ...1 more at 11.	<b>Fumble Recoveries</b>	1 vs. Las Vegas Raiders, Nov 06, 2022 1 at Los Angeles Chargers, Sep 25, 2022
<b>Solo Tackles</b>	8 at Washington Commanders, Sep 11, 2022 6 vs. Houston Texans, Oct 09, 2022	<b>Interception Return Yards</b>	13 vs. Indianapolis Colts, Sep 18, 2022 10 at Los Angeles Chargers, Sep 25, 2022
<b>Passes Defensed</b>	3 at Los Angeles Chargers, Sep 25, 2022 3 vs. Indianapolis Colts, Sep 18, 2022		



**2022 GAME-BY-GAME REGULAR-SEASON STATISTICS (JAGUARS)**

DATE	OPPONENT	P/S	TACKLES								INTERCEPTIONS					O. FUMB				ST				MISC		SCORE			
			TK	S	A	SK	YDS	TFL	YDS	QBH	NO	YDS	LG	TD	PD	FF	FR	TD	YDS	TK	S	A	FF	FR	S		A	W/L	
09/11	at Commanders	S	11	8	3	0.0	0.0	0	0	0	0	0	0	0	0	0	0	0	0	0	0	0	0	0	0	0	0	L	22-28
09/18	Colts	S	6	3	3	0.0	0.0	0	0	0	0	1	13	13	0	3	0	0	0	0	0	0	0	0	0	0	0	W	24-0
09/25	at Chargers	S	7	5	2	0.0	0.0	0	0	0	0	1	10	10	0	3	0	0	0	0	0	0	0	0	0	0	W	38-10	
10/02	at Eagles	S	14	4	10	0.0	0.0	0	0	0	0	0	0	0	0	0	0	0	0	0	0	0	0	0	0	0	L	21-29	
10/09	Texans	S	11	6	5	0.0	0.0	0	0	0	0	0	0	0	0	0	0	0	0	0	0	0	0	0	0	0	L	6-13	
10/16	at Colts	S	7	5	2	0.0	0.0	0	0	0	0	0	0	0	0	0	0	0	0	0	0	0	0	0	0	0	L	27-34	
10/23	Giants	S	7	2	5	0.0	0.0	0	0	0	0	0	0	0	0	0	0	0	0	0	0	0	0	0	0	0	L	17-23	
10/30	Broncos	S	5	0	5	0.0	0.0	0	0	0	1	0	0	0	0	0	0	0	0	0	0	0	0	0	0	0	L	17-21	
11/06	Raiders	S	1	1	0	0.0	0.0	0	0	0	1	0	11	11	0	1	0	1	0	11	0	0	0	0	0	0	W	27-20	
<b>2022 TOTALS</b>		<b>9-9</b>	<b>69</b>	<b>34</b>	<b>35</b>	<b>0.0</b>	<b>0.0</b>	<b>0</b>	<b>0</b>	<b>2</b>	<b>2</b>	<b>34</b>	<b>13</b>	<b>0</b>	<b>7</b>	<b>0</b>	<b>1</b>	<b>0</b>	<b>11</b>	<b>0</b>	<b>0</b>	<b>0</b>	<b>0</b>	<b>0</b>	<b>0</b>	<b>0</b>	<b>3-6</b>		





# CHRIS MANHERTZ | 84

**POSITION:** TIGHT END  
**HT:** 6-6 | **WT:** 260 | **DOB:** 4-10-1992  
**COLLEGE:** CANISIUS  
**HOMETOWN:** BRONX, N.Y.  
**ACQ:** UFA (CAR)-'21  
**EXP:** 7th YEAR

 @C\_Manhertz  
 @c\_manhertz

## KEY TRANSACTIONS

- Signed as a free agent by Buffalo on 12/30/14
- Signed as a free agent by New Orleans on 8/24/15
- Signed to practice squad by New Orleans on 9/7/15
- Claimed off waivers by Carolina on 10/17/16
- Signed two-year contract with Carolina on 1/29/19
- Signed as a free agent by Jacksonville on 3/17/21

## PRO

### 2022 (Jaguars)

- **11/6 vs. LV:** Started at tight end and caught one pass for seven yards... Saw action on special teams
- **10/30 vs. DEN:** Saw action at tight end and on special teams
- **10/23 vs. NYG:** Started at tight end and saw action on special teams
- **10/16 at IND:** Started at tight end and saw action on special teams
- **10/9 vs. HOU:** Started at tight end and recorded two receptions for 15 yards... Saw action on special teams
- **10/2 at PHI:** Started at tight end and recorded one reception... Saw action on special teams
- **9/25 at LAC:** Saw action on 36 offensive snaps and nine special teams snaps
- **9/18 vs. IND:** Started at tight end and played 33 offensive snaps and five special teams snaps
- **9/11 at WAS:** Saw action at tight end and played in 25 offensive and 10 special teams snaps

### 2021 (Jaguars)

- Finished 2021 with six receptions for 71 yards and one touchdown in 16 games (10 starts)
- **9/26 vs. ARI:** Started at tight end and helped the offense rush for 159 yards on 29 attempts
- **9/12 at HOU:** Started at tight end and recorded one reception for 22 yards and a touchdown... Manhertz caught QB Trevor Lawrence's first career passing touchdown with 5:05 remaining in the second quarter

### 2020 (Panthers)

- Played in all 16 games making 12 starts
- Finished the season with six receptions for 52 yards

### 2019 (Panthers)

- Played in 15 games with six starts in 2019, primarily as a blocking tight end... Made one catch for 11 yards... Helped running back Christian McCaffrey rush for 1,387 yards, ranking third in the NFL

### 2018 (Panthers)

- Recorded first NFL touchdown on a career-long 50-yard reception from RB Christian McCaffrey

### 2017 (Panthers)

- Saw action in all 16 games in 2017 with four starts before landing on injured reserve prior to the playoffs... Made two receptions for 17 yards

### 2016 (Saints & Panthers)

- Played in four games for Carolina and an additional three games with two starts for New Orleans in 2016

## COLLEGE

- Played basketball at Canisius
- Appeared in 116 games with 94 starts... Averaged 6.5 points and 6.8 rebounds per game... Finished career ranked fourth in school history with 789 rebounds
- Led the Golden Griffins in rebounding three consecutive seasons as sophomore (2011-12), junior (2012-13) and senior (2013-14)

## PERSONAL

- Attended Cardinal Spellman HS in the Bronx, N.Y.
- Majored in health and wellness at Canisius
- Son, Chris Jr. was born shortly before the start of the 2021 season



**CHRIS MANHERTZ'S NFL REGULAR SEASON RUSHING/RECEIVING STATISTICS**

DATE	TEAM	GP	GS	RECEIVING					RUSHING				
				NO.	YDS.	AVG.	LG	TD	NO.	YDS.	AVG.	LG	TD
2016	Saints	3	2	0	0	0.0	0	0	0	0	0.0	0	0
				Went from New Orleans to Carolina.									
2016	Panthers	4	0	1	10	10.0	10	0	0	0	0.0	0	0
2016	TOTAL	7	2	1	10	10.0	10	0	0	0	0.0	0	0
2017	Panthers	16	4	2	17	8.5	11	0	0	0	0.0	0	0
2018	Panthers	16	4	2	52	26.0	50t	1	0	0	0.0	0	0
2019	Panthers	15	6	1	11	11.0	11	0	0	0	0.0	0	0
2020	Panthers	16	12	6	52	8.7	17	0	0	0	0.0	0	0
2021	Jaguars	17	10	6	71	11.8	22t	1	0	0	0.0	0	0
2022	Jaguars	9	6	5	21	4.2	12	0	0	0	0.0	0	0
<b>NFL TOTALS</b>		<b>96</b>	<b>44</b>	<b>23</b>	<b>234</b>	<b>10.2</b>	<b>50T</b>	<b>2</b>	<b>0</b>	<b>0</b>	<b>0.0</b>	<b>0</b>	<b>0</b>

**CHRIS MANHERTZ'S NFL POSTSEASON RUSHING/RECEIVING STATISTICS**

DATE	TEAM	GP	GS	RECEIVING					RUSHING				
				NO.	YDS.	AVG.	LG	TD	NO.	YDS.	AVG.	LG	TD
2017	Panthers	0	0	0	0	0.0	0	0	0	0	0.0	0	0
<b>NFL TOTALS</b>		<b>0</b>	<b>0</b>	<b>0</b>	<b>0</b>	<b>0.0</b>	<b>0</b>	<b>0</b>	<b>0</b>	<b>0</b>	<b>0.0</b>	<b>0</b>	<b>0</b>

**CHRIS MANHERTZ'S NFL REGULAR SEASON RETURN STATISTICS**

DATE	TEAM	KICKOFF RETURNS					PUNT RETURNS					
		RET.	YDS.	AVG.	LG	TD	NO.	FC	YDS.	AVG.	LG	TD
2016	Saints	0	0	0.0	0	0	0	0	0	0.0	0	0
				Went from New Orleans to Carolina.								
2016	Panthers	0	0	0.0	0	0	0	0	0	0.0	0	0
2016	TOTAL	0	0	0.0	0	0	0	0	0	0.0	0	0
2017	Panthers	0	0	0.0	0	0	0	0	0	0.0	0	0
2018	Panthers	0	0	0.0	0	0	0	0	0	0.0	0	0
2019	Panthers	0	0	0.0	0	0	0	0	0	0.0	0	0
2020	Panthers	0	0	0.0	0	0	0	0	0	0.0	0	0
2021	Jaguars	0	0	0.0	0	0	0	0	0	0.0	0	0
2022	Jaguars	0	0	0.0	0	0	0	0	0	0.0	0	0
<b>NFL TOTALS</b>		<b>0</b>	<b>0</b>	<b>0.0</b>	<b>0</b>	<b>0</b>	<b>0</b>	<b>0</b>	<b>0</b>	<b>0.0</b>	<b>0</b>	<b>0</b>

**CHRIS MANHERTZ'S NFL POSTSEASON RETURN STATISTICS**

DATE	TEAM	KICKOFF RETURNS					PUNT RETURNS					
		RET.	YDS.	AVG.	LG	TD	NO.	FC	YDS.	AVG.	LG	TD
2017	Panthers	0	0	0.0	0	0	0	0	0	0.0	0	0
<b>NFL TOTALS</b>		<b>0</b>	<b>0</b>	<b>0.0</b>	<b>0</b>	<b>0</b>	<b>0</b>	<b>0</b>	<b>0</b>	<b>0.0</b>	<b>0</b>	<b>0</b>

**SINGLE-GAME HIGHS: RECEIVING**

<b>Receptions</b>	2 vs. Houston Texans, Oct 09, 2022 1 vs. Las Vegas Raiders, Nov 06, 2022 ...20 more at 1.	<b>Receiving TDs</b>	1 at Houston Texans, Sep 12, 2021 1 vs. New Orleans Saints, Dec 17, 2018
<b>Receiving Yards</b>	50 vs. New Orleans Saints, Dec 17, 2018 22 at Houston Texans, Sep 12, 2021	<b>All-Purpose Yards</b>	50 vs. New Orleans Saints, Dec 17, 2018 22 at Houston Texans, Sep 12, 2021
<b>Longest Receptions</b>	50t vs. New Orleans Saints, Dec 17, 2018 22t at Houston Texans, Sep 12, 2021	<b>Most TDs</b>	1 at Houston Texans, Sep 12, 2021 1 vs. New Orleans Saints, Dec 17, 2018

**2022 GAME-BY-GAME REGULAR-SEASON STATISTICS (JAGUARS)**

DATE	OPPONENT	P/S	RECEIVING					RUSHING					W/L	SCORE
			NO.	YDS.	AVG.	LG	TD	NO.	YDS.	AVG.	LG	TD		
09/11	at Commanders	P	0	0	0.0	0	0	0	0	0.0	0	0	L	22-28
09/18	Colts	S	0	0	0.0	0	0	0	0	0.0	0	0	W	24-0
09/25	at Chargers	P	0	0	0.0	0	0	0	0	0.0	0	0	W	38-10
10/02	at Eagles	S	1	0	0.0	0	0	0	0	0.0	0	0	L	21-29
10/09	Texans	S	2	15	7.5	12	0	0	0	0.0	0	0	L	6-13
10/16	at Colts	S	0	0	0.0	0	0	0	0	0.0	0	0	L	27-34
10/23	Giants	S	0	0	0.0	0	0	0	0	0.0	0	0	L	17-23
10/30	Broncos	P	1	-1	-1.0	-1	0	0	0	0.0	0	0	L	17-21
11/06	Raiders	S	1	7	7.0	7	0	0	0	0.0	0	0	W	27-20
<b>2022 TOTALS</b>		<b>9-6</b>	<b>5</b>	<b>21</b>	<b>4.2</b>	<b>12</b>	<b>0</b>	<b>0</b>	<b>0</b>	<b>0.0</b>	<b>0</b>	<b>0</b>	<b>3-6</b>	



**2021 GAME-BY-GAME REGULAR-SEASON STATISTICS (JAGUARS)**

DATE	OPPONENT	P/S	RECEIVING					RUSHING					W/L	SCORE
			NO.	YDS.	AVG.	LG	TD	NO.	YDS.	AVG.	LG	TD		
09/12	at Texans	S	1	22	22.0	22t	1	0	0	0.0	0	0	L	21-37
09/19	Broncos	S	0	0	0.0	0	0	0	0	0.0	0	0	L	13-23
09/26	Cardinals	S	0	0	0.0	0	0	0	0	0.0	0	0	L	19-31
09/30	at Bengals	S	1	7	7.0	7	0	0	0	0.0	0	0	L	21-24
10/10	Titans	S	0	0	0.0	0	0	0	0	0.0	0	0	L	19-37
10/17	Dolphins	S	1	11	11.0	11	0	0	0	0.0	0	0	W	23-20
10/31	at Seahawks	P	0	0	0.0	0	0	0	0	0.0	0	0	L	7-31
11/07	Bills	P	1	9	9.0	9	0	0	0	0.0	0	0	W	9-6
11/14	at Colts	S	0	0	0.0	0	0	0	0	0.0	0	0	L	17-23
11/21	49ers	P	0	0	0.0	0	0	0	0	0.0	0	0	L	10-30
11/28	Falcons	S	1	11	11.0	11	0	0	0	0.0	0	0	L	14-21
12/05	at Rams	S	0	0	0.0	0	0	0	0	0.0	0	0	L	7-37
12/12	at Titans	P	0	0	0.0	0	0	0	0	0.0	0	0	L	0-20
12/19	Texans	P	1	11	11.0	11	0	0	0	0.0	0	0	L	16-30
12/26	at Jets	P	0	0	0.0	0	0	0	0	0.0	0	0	L	21-26
01/02	at Patriots	P	0	0	0.0	0	0	0	0	0.0	0	0	L	10-50
01/09	Colts	S	0	0	0.0	0	0	0	0	0.0	0	0	W	26-11
<b>2021 TOTALS</b>		<b>17-10</b>	<b>6</b>	<b>71</b>	<b>11.8</b>	<b>22T</b>	<b>1</b>	<b>0</b>	<b>0</b>	<b>0.0</b>	<b>0</b>	<b>0</b>	<b>3-14</b>	







# ROSS MATISCIK | 46

**POSITION:** LONG SNAPPER  
**HT:** 6-0 | **WT:** 240 | **DOB:** 9-13-1996  
**COLLEGE:** BAYLOR  
**HOMETOWN:** MCKINNEY, TEXAS  
**ACQ:** FA-'20  
**EXP:** 3rd YEAR

@rossmaticik  
 @ross\_maticik

## KEY TRANSACTIONS

- Originally signed by Jacksonville as a rookie free agent on 4/28/20

## PRO

### 2022 (Jaguars)

- 11/6 vs. L.V.:** Served as team's long snapper on nine special teams snaps
- 10/30 vs. DEN:** Served as team's long snapper on nine special teams snaps
- 10/23 vs. NYG:** Served as team's long snapper on five special teams snaps
- 10/16 at IND:** Served as team's long snapper on six special teams snaps and recorded one special teams tackle
- 10/9 vs. HOU:** Served as team's long snapper on five special teams snaps
- 10/2 at PHI:** Served as team's long snapper on six special teams snaps
- 9/25 at LAC:** Served as team's long snapper on seven special teams snaps
- 9/18 vs. IND:** Served as team's long snapper on nine special teams snaps
- 9/11 at WAS:** Served as team's long snapper on eight special teams snaps

### 2021 (Jaguars)

- Handled long snapping duties in all 17 games in 2021
- 10/17 vs. MIA:** Handled long snapping duties, helping K Matthew Wright convert on the game-tying 54-yard and game-winning 53-yard field goals
- 9/19 vs. DEN:** Served as team's long snapper and recorded one special teams tackle on a punt return

### 2020 (Jaguars)

- Handled the team's long snapping duties in all 16 games on the season
- 9/13 vs. IND:** Served as the team's long snapper in NFL debut

## COLLEGE

- Appeared in 52 games throughout his college career, seeing time as a longsnapper for punts and place kicks, while also appearing at linebacker
- Played in 14 games in 2019, snapping on all punts and kicks and made 13 tackles, including 1.0 sack
- Served as the team's longsnapper for all 13 games and made 11 tackles on defense in 2018
- Played in 12 games as a sophomore in 2017 and totaled four tackles, one fumble recovery and one forced fumble
- Played in 12 games as a freshman and served as the primary long snapper

## PERSONAL

- Attended McKinney Boyd (McKinney, Texas) High School and was a 2014 all-state selection at linebacker
- Father, Marty, played football at Bowling Green
- Brother, Paine, played football at Rice

## ROSS MATISCIK'S NFL REGULAR SEASON STATISTICS

DATE	TEAM	GP
2020	Jaguars	16
2021	Jaguars	17
2022	Jaguars	9
<b>NFL TOTALS</b>		<b>42</b>

## 2022 GAME-BY-GAME REGULAR-SEASON STATISTICS (JAGUARS)

DATE	OPPONENT		W/L	SCORE
09/11	at Commanders	P	L	22-28
09/18	Colts	P	W	24-0
09/25	at Chargers	P	W	38-10
10/02	at Eagles	P	L	21-29
10/09	Texans	P	L	6-13
10/16	at Colts	P	L	27-34
10/23	Giants	P	L	17-23
10/30	Broncos	P	L	17-21
11/06	Raiders	P	W	27-20
<b>2022 TOTALS</b>		<b>9</b>	<b>3-6</b>	



**2021 GAME-BY-GAME REGULAR-SEASON STATISTICS (JAGUARS)**

DATE	OPPONENT		W/L	SCORE
09/12	at Texans	P	L	21-37
09/19	Broncos	P	L	13-23
09/26	Cardinals	P	L	19-31
09/30	at Bengals	P	L	21-24
10/10	Titans	P	L	19-37
10/17	Dolphins	P	W	23-20
10/31	at Seahawks	P	L	7-31
11/07	Bills	P	W	9-6
11/14	at Colts	P	L	17-23
11/21	49ers	P	L	10-30
11/28	Falcons	P	L	14-21
12/05	at Rams	P	L	7-37
12/12	at Titans	P	L	0-20
12/19	Texans	P	L	16-30
12/26	at Jets	P	L	21-26
01/02	at Patriots	P	L	10-50
01/09	Colts	P	W	26-11
<b>2021 TOTALS</b>		<b>17</b>	<b>3-14</b>	





# JOHN MILLER | 67

**POSITION:** OFFENSIVE LINEMAN  
**HT:** 6-3 | **WT:** 315 | **DOB:** 8-12-1993  
**COLLEGE:** LOUISVILLE  
**HOMETOWN:** MIAMI, FLA.  
**ACQ:** FA-'22  
**EXP:** 7th YEAR

## KEY TRANSACTIONS

- Originally drafted by Buffalo in the third round (81st overall) in the 2015 NFL Draft
- Re-signed by Buffalo as an unrestricted free agent on 3/14/19
- Signed by Carolina as a free agent on 3/23/20
- Re-signed by Carolina on 3/30/21
- Signed by Jacksonville on 10/12/22

## PRO

### 2022 (Jaguars)

- **11/6 vs. L.V.:** Inactive
- **10/30 vs. DEN:** Saw action on special teams
- **10/23 vs. NYG:** Saw action on special teams
- **10/16 at IND:** Saw action on special teams

### 2021 (Panthers)

- Started 10 games at right guard

### 2020 (Panthers)

- In his first season in Carolina in 2020, Miller started 14 games at right guard, helping running back Mike Davis achieve his first career season of 1,000 scrimmage yards.

### 2019 (Bengals)

- Started at right guard in all 13 games he appeared in

### 2018 (Bills)

- Started 15 games at right guard for Buffalo in 2018... Helped Bills rank ninth in the NFL in rushing, at 124.0 yards per game

### 2017 (Bills)

- Started first four games at right guard for the Bills in 2017... Inactive (ankle) for Games 5-16 and Wild Card Playoff at Jacksonville

### 2016 (Bills)

- Started all 16 games at right guard for Bills in 2016... Helped Buffalo average an NFL-best 164.4 rushing yards per game, nearly 15 yards better than the next-best team (Dallas, 149.8)... Helped running back LeSean McCoy top 100 yards rushing in seven games

### 2015 (Bills)

- Started 12 games as a rookie for the Buffalo Bills in 2015... Inactive for Games 4 (groin), 7 (NIR) and 13-14 (ankle)... Helped Bills lead the NFL in rushing yards per game (152.0) and yards per rush (4.78)

## COLLEGE

- Spent four seasons at Louisville from 2011 to 2014 starting 46 career games
- Honorable mention All-ACC pick as a senior in 2014
- As a junior in 2013, helped the Cardinals average 35.2 points per game and 460.8 yards per game
- Graduated with a degree in Justice Administration

## PERSONAL

- Hometown is Miami, Fla
- Attended Miami Central High School
- Miller's mother passed away after a lengthy battle with cancer and serves as an inspiration when he faces obstacles in his own life
- Is intentional about community involvement and founded the John Miller Foundation to work with inner-city children



**JOHN MILLER'S NFL REGULAR SEASON STATISTICS**

DATE	TEAM	GP	GS
2015	Bills	12	12
2016	Bills	16	16
2017	Bills	4	4
2018	Bills	15	15
2019	Bengals	13	13
2020	Panthers	14	14
2021	Panthers	10	10
2022	Jaguars	3	0
<b>NFL TOTALS</b>		<b>87</b>	<b>84</b>

**JOHN MILLER'S NFL POSTSEASON STATISTICS**

DATE	TEAM	GP	GS
2017	Bills	0	0
<b>NFL TOTALS</b>		<b>0</b>	<b>0</b>

**2022 GAME-BY-GAME REGULAR-SEASON STATISTICS (JAGUARS)**

DATE	OPPONENT	P/S	W/L	SCORE
10/16	at Colts	P	L	27-34
10/23	Giants	P	L	17-23
10/30	Broncos	P	L	17-21
11/06	Raiders		W	27-20
<b>2022 TOTALS</b>			<b>3-0</b>	<b>1-3</b>

**2021 GAME-BY-GAME REGULAR-SEASON STATISTICS (PANTHERS)**

DATE	OPPONENT	P/S	W/L	SCORE
09/12	Jets		W	19-14
09/19	Saints	S	W	26-7
09/23	at Texans	S	W	24-9
10/03	at Cowboys	S	L	28-36
10/10	Eagles	S	L	18-21
10/17	Vikings	S	L	28-34+
10/24	at Giants	S	L	3-25
10/31	at Falcons		W	19-13
11/07	Patriots		L	6-24
11/14	at Cardinals		W	34-10
11/21	Football Team	S	L	21-27
11/28	at Dolphins		L	10-33
12/12	Falcons		L	21-29
12/19	at Bills	S	L	14-31
12/26	Buccaneers	S	L	6-32
01/02	at Saints	S	L	10-18
01/09	at Buccaneers		L	17-41
<b>2021 TOTALS</b>		<b>10-10</b>	<b>5-12</b>	

+ - Overtime





# CHAD MUMA | 48

**POSITION:** LINEBACKER  
**HT:** 6-3 | **WT:** 239 | **DOB:** 8-18-1999  
**COLLEGE:** WYOMING  
**HOMETOWN:** LONE TREE, COLO.  
**ACQ:** D3-'22  
**EXP:** R

@chad\_muma  
 @chad\_muma

## KEY TRANSACTIONS

- Originally drafted by Jacksonville in the third round (70th overall) in the 2022 draft

## PRO

### 2022 (Jaguars)

- 11/6 vs. L.V.:** Saw action at linebacker and on 17 special teams snaps... Recorded one pass defensed and one special teams tackle
- 10/30 vs. DEN:** Saw action at linebacker and on special teams
- 10/23 vs. NYG:** Saw action at linebacker and on special teams
- 10/16 at IND:** Saw action at linebacker and on special teams
- 10/9 vs. HOU:** Saw action at linebacker and on special teams... Recorded one tackle
- 10/2 at PHI:** Saw action on defense and special teams
- 9/25 at LAC:** Saw action on 16 special teams snaps
- 9/18 vs. IND:** Saw action on 16 special teams snaps and recorded two special teams tackles (one solo)
- 9/11 at WAS:** Saw action at linebacker and played in eight defensive and 17 special teams snaps

## COLLEGE

- Named 2021 Second Team All American by both the Walter Camp Football Foundation and Pro Football Focus (PFF)
- 2021 Third Team All America selection by Associated Press
- One of only six national finalists for this year's Butkus Award, honoring the nation's best linebacker, and he was one of 18 national semifinalists for the Chuck Bednarik Award, recognizing the nation's outstanding defensive player
- Ranked No. 3 in the nation in solo tackles (6.5 per game) and ranked No. 4 in the nation in total tackles (10.9 per game) for the 2021 season
- Tied for No. 2 in the nation in interceptions returned for touchdowns, with two "Pick Sixes" on the year
- Credited with 142 tackles for the 2021 season, which ranks as the fourth best single-season total in school history
- Tallied 267 career total tackles
- Elected a team captain as both a junior and senior at Wyoming

## PERSONAL

- Nearing completion of his bachelor's degree in mechanical engineering
- Named to the National Football Foundation Hampshire Honor Society in 2022 and earned Academic All-American West Conference honors four consecutive years
- The son of former Wyoming Cowboy Ty Muma, who lettered for the Cowboys in 1990 and '91

### CHAD MUMA'S NFL REGULAR SEASON DEFENSIVE STATISTICS

DATE	TEAM	GP	TACKLES								INTERCEPTIONS					O. FUMB				ST				MISC			
			GS	TK	S	A	TFL	YDS	SK	YDS	QBH	NO	YDS	LG	TD	PD	FF	FR	TD	YDS	TK	S	A	FF	FR	S	A
2022	Jaguars	9	0	1	0	1	0	0	0.0	0.0	0	0	0	0	0	1	0	0	0	0	7	3	4	0	0	0	0
<b>NFL TOTALS</b>		<b>9</b>	<b>0</b>	<b>1</b>	<b>0</b>	<b>1</b>	<b>0</b>	<b>0</b>	<b>0.0</b>	<b>0.0</b>	<b>0</b>	<b>0</b>	<b>0</b>	<b>0</b>	<b>1</b>	<b>0</b>	<b>0</b>	<b>0</b>	<b>0</b>	<b>7</b>	<b>3</b>	<b>4</b>	<b>0</b>	<b>0</b>	<b>0</b>	<b>0</b>	

### SINGLE-GAME HIGHS: DEFENSIVE

**Passes Defensed** 1 vs. Las Vegas Raiders, Nov 06, 2022      **Special Teams Tackles** 3 vs. Indianapolis Colts, Sep 18, 2022  
 2 vs. Denver Broncos, Oct 30, 2022

### 2022 GAME-BY-GAME REGULAR-SEASON STATISTICS (JAGUARS)

DATE	OPPONENT	P/S	TACKLES								INTERCEPTIONS					O. FUMB				ST				MISC				
			TK	S	A	SK	YDS	TFL	YDS	QBH	NO	YDS	LG	TD	PD	FF	FR	TD	YDS	TK	S	A	FF	FR	S	A	W/L	SCORE
09/11	at Commanders	P	0	0	0	0.0	0.0	0	0	0	0	0	0	0	0	0	0	0	0	1	0	1	0	0	0	0	L	22-28
09/18	Colts	P	0	0	0	0.0	0.0	0	0	0	0	0	0	0	0	0	0	0	0	3	1	2	0	0	0	0	W	24-0
09/25	at Chargers	P	0	0	0	0.0	0.0	0	0	0	0	0	0	0	0	0	0	0	0	0	0	0	0	0	0	0	W	38-10
10/02	at Eagles	P	0	0	0	0.0	0.0	0	0	0	0	0	0	0	0	0	0	0	0	0	0	0	0	0	0	0	L	21-29
10/09	Texans	P	1	0	1	0.0	0.0	0	0	0	0	0	0	0	0	0	0	0	0	0	0	0	0	0	0	0	L	6-13
10/16	at Colts	P	0	0	0	0.0	0.0	0	0	0	0	0	0	0	0	0	0	0	0	0	0	0	0	0	0	0	L	27-34
10/23	Giants	P	0	0	0	0.0	0.0	0	0	0	0	0	0	0	0	0	0	0	0	0	0	0	0	0	0	0	L	17-23
10/30	Broncos	P	0	0	0	0.0	0.0	0	0	0	0	0	0	0	0	0	0	0	0	2	1	1	0	0	0	0	L	17-21
11/06	Raiders	P	0	0	0	0.0	0.0	0	0	0	0	0	0	0	1	0	0	0	0	1	1	0	0	0	0	0	W	27-20
<b>2022 TOTALS</b>		<b>9-0</b>	<b>1</b>	<b>0</b>	<b>1</b>	<b>0.0</b>	<b>0.0</b>	<b>0</b>	<b>0</b>	<b>0</b>	<b>0</b>	<b>0</b>	<b>0</b>	<b>0</b>	<b>1</b>	<b>0</b>	<b>0</b>	<b>0</b>	<b>0</b>	<b>7</b>	<b>3</b>	<b>4</b>	<b>0</b>	<b>0</b>	<b>0</b>	<b>0</b>	<b>3-6</b>	





# FOYESADE OLUOKUN | 23

**POSITION:** LINEBACKER  
**HT:** 6-2 | **WT:** 230 | **DOB:** 8-2-1995  
**COLLEGE:** YALE  
**HOMETOWN:** ST. LOUIS, MO.  
**ACQ:** UFA (ATL)-'22  
**EXP:** 5th YEAR

@foyelicious  
 @foyelicious

## KEY TRANSACTIONS

- Originally drafted by Atlanta in the sixth round (200th overall) of the 2018 draft
- Signed by Jacksonville as an unrestricted free agent on 3/16/22

## PRO

### 2022 (Jaguars)

- Voted a captain for the 2022 season
- 11/6 vs. L.V.:** Started at linebacker and recorded a team-high nine tackles (seven solo), including one tackle for loss
- 10/30 vs. DEN:** Started at linebacker and recorded a team-high nine tackles (eight solo)
- 10/23 vs. NYG:** Started at linebacker and recorded a team-high 12 tackles (7 solo) including one tackle for loss
- 10/16 at IND:** Started at linebacker and posted a team-high 12 tackles (six solo) and one QB hit... Saw action on special teams
- 10/9 vs. HOU:** Started at linebacker and recorded eight tackles (six solo) including 1.0 sack and two QB hits
- 10/2 at PHI:** Started at linebacker and led the team with 16 tackles (12 solo)... His 16 total tackles tied a career high (10/31/21)
- 9/25 at LAC:** Started at linebacker and recorded a team-leading eight tackles (seven solo), one fumble recovery, and one QB hit
- 9/18 vs. IND:** Started at linebacker and posted four tackles (three solo), two quarterback hits, and one pass defended
- 9/11 at WAS:** Started at linebacker and recorded 10 tackles (six solo) and one fumble recovery

### 2021 (Falcons)

- Started all 17 games totaling 192 total tackles (102 solo), four tackles for loss, seven quarterback hits, one forced fumble, 2.0 sacks, three interceptions and six passes defended
- In 2021, led the NFL in tackles (192) and also set new single-season career-highs in passes defended (six), interceptions (three)
- 9/26 at NYG:** Matched his career-high with 14 total tackles (nine solo), one tackle for loss and one quarterback hit in Week 3 vs. the New York Giants

### 2020 (Falcons)

- Set single-season career-highs in sacks (3.0), forced fumbles (four) and quarterback hits (nine) in 15 games with 15 starts in 2020
- 11/8 vs. DEN:** Recorded 10 tackles and 1.0 sack

### 2019 (Falcons)

- Recorded 56 tackles (32 solo), two tackles for loss and six special teams tackles in 16 games in 2019

### 2018 (Falcons)

- During rookie campaign, played in 16 games with seven starts, tallying 89 tackles (50 solo), two tackles for loss, two QB hits, one pass defended and one special teams tackle

## COLLEGE

- Played in 42 total games for the Bulldogs and tallied 271 total tackles, 13.5 tackles for loss, and four interceptions
- Made 75 total stops in 2016, earning Ivy League Honor Roll in games against Cornell and Princeton
- Played in just three games before suffering an injury in 2015. Blocked two FG attempts with eight tackles and two pass breakups
- Earned second-team All-Ivy League honors after playing in all 10 games and tallying a team-high 79 total tackles (36 solo) with two interceptions, one blocked kick, two pass breakups, and 1.5 tackles for a loss in 2014
- Named a second-team All-Ivy League performer after starting all 10 games during his freshman season... Received Yale's Charles Loftus Award for the most valuable freshman, posting 59 tackles, one tackle for loss, and four pass breakups

## PERSONAL

- Named all-league, all-district, and first-team all-state during his senior year at Johns Burroughs High School
- Earned eight varsity letters between football and basketball and was a team captain, all-league, and all-district in basketball
- Played high school football with Dallas Cowboys running back Ezekiel Elliott
- In 2019, he served as a celebrity chef at a March of Dimes fundraiser at the College Football Hall of Fame
- <https://www.foyeoluokun.com/> (Has his own clothing line and website)

## FOYESADE OLUOKUN'S NFL REGULAR SEASON DEFENSIVE STATISTICS

DATE	TEAM	GP	GS	TACKLES							INTERCEPTIONS					O. FUMB				ST			MISC				
				TK	S	A	TFL	YDS	SK	YDS	QBH	NO	YDS	LG	TD	PD	FF	FR	TD	YDS	TK	S	A	FF	FR	S	A
2018	Falcons	16	7	89	55	34	2	4	0.0	0.0	2	0	0	0	0	1	1	0	0	0	2	1	1	0	0	0	0
2019	Falcons	16	3	56	32	24	2	3	0.0	0.0	0	0	0	0	0	0	1	0	0	0	6	4	2	0	0	0	0
2020	Falcons	15	15	117	78	39	4	18	3.0	19.0	9	2	65	51	0	4	4	1	0	0	0	0	0	0	0	0	0
2021	Falcons	17	17	192	102	90	4	19	2.0	14.0	7	3	80	56	0	6	1	0	0	0	0	0	0	0	0	0	0
2022	Jaguars	9	9	88	61	27	7	13	1.0	8.0	6	0	0	0	0	1	0	2	0	0	0	0	0	0	0	0	0
<b>NFL TOTALS</b>		<b>73</b>	<b>51</b>	<b>542</b>	<b>328</b>	<b>214</b>	<b>19</b>	<b>57</b>	<b>6.0</b>	<b>41.0</b>	<b>24</b>	<b>5</b>	<b>145</b>	<b>56</b>	<b>0</b>	<b>12</b>	<b>7</b>	<b>3</b>	<b>0</b>	<b>0</b>	<b>8</b>	<b>5</b>	<b>3</b>	<b>0</b>	<b>0</b>	<b>0</b>	<b>0</b>



**SINGLE-GAME HIGHS: DEFENSIVE**

<b>Total Tackles</b>	16 at Philadelphia Eagles, Oct 02, 2022 16 vs. Carolina Panthers, Oct 31, 2021	<b>Fumble Recoveries</b>	1 at Los Angeles Chargers, Sep 25, 2022 1 at Washington Commanders, Sep 11, 2022 ...1 more at 1.
<b>Solo Tackles</b>	12 at Philadelphia Eagles, Oct 02, 2022 12 vs. Carolina Panthers, Oct 11, 2020	<b>Tackles For Loss</b>	3 at Philadelphia Eagles, Oct 02, 2022 2 vs. Houston Texans, Oct 09, 2022
<b>Sacks</b>	1.0 vs. Houston Texans, Oct 09, 2022 1.0 vs. New England Patriots, Nov 18, 2021 ...4 more at 1.0.	<b>Interceptions</b>	1 at Buffalo Bills, Jan 02, 2022 1 vs. Detroit Lions, Dec 26, 2021 ...3 more at 1.
<b>Passes Defensed</b>	2 at Buffalo Bills, Jan 02, 2022 1 vs. Indianapolis Colts, Sep 18, 2022 ...9 more at 1.	<b>Interception Return Yards</b>	56 at Miami Dolphins, Oct 24, 2021 51 at Kansas City Chiefs, Dec 27, 2020
<b>Forced Fumbles</b>	3 at Dallas Cowboys, Sep 20, 2020 1 at Tampa Bay Buccaneers, Sep 19, 2021 ...3 more at 1.	<b>Special Teams Tackles</b>	2 vs. Los Angeles Rams, Oct 20, 2019 1 vs. Carolina Panthers, Dec 08, 2019 ...5 more at 1.

**2022 GAME-BY-GAME REGULAR-SEASON STATISTICS (JAGUARS)**

DATE	OPPONENT	P/S	TACKLES							INTERCEPTIONS					O. FUMB				ST				MISC		W/L	SCORE		
			TK	S	A	SK	YDS	TFL	YDS	QBH	NO	YDS	LG	TD	PD	FF	FR	TD	YDS	TK	S	A	FF	FR			S	A
09/11	at Commanders	S	10	6	4	0.0	0.0	0	0	0	0	0	0	0	0	0	1	0	0	0	0	0	0	0	0	0	L	22-28
09/18	Colts	S	4	3	1	0.0	0.0	0	0	0	2	0	0	0	0	1	0	0	0	0	0	0	0	0	0	0	W	24-0
09/25	at Chargers	S	8	7	1	0.0	0.0	0	0	1	0	0	0	0	0	0	1	0	0	0	0	0	0	0	0	W	38-10	
10/02	at Eagles	S	16	12	4	0.0	0.0	3	4	0	0	0	0	0	0	0	0	0	0	0	0	0	0	0	0	L	21-29	
10/09	Texans	S	8	6	2	1.0	8.0	2	8	2	0	0	0	0	0	0	0	0	0	0	0	0	0	0	0	L	6-13	
10/16	at Colts	S	12	6	6	0.0	0.0	0	0	1	0	0	0	0	0	0	0	0	0	0	0	0	0	0	0	L	27-34	
10/23	Giants	S	12	6	6	0.0	0.0	1	1	0	0	0	0	0	0	0	0	0	0	0	0	0	0	0	0	L	17-23	
10/30	Broncos	S	9	8	1	0.0	0.0	0	0	0	0	0	0	0	0	0	0	0	0	0	0	0	0	0	0	L	17-21	
11/06	Raiders	S	9	7	2	0.0	0.0	1	0	0	0	0	0	0	0	0	0	0	0	0	0	0	0	0	0	W	27-20	
<b>2022 TOTALS</b>		<b>9-9</b>	<b>88</b>	<b>61</b>	<b>27</b>	<b>1.0</b>	<b>8.0</b>	<b>7</b>	<b>13</b>	<b>6</b>	<b>0</b>	<b>0</b>	<b>0</b>	<b>0</b>	<b>1</b>	<b>0</b>	<b>2</b>	<b>0</b>	<b>0</b>	<b>0</b>	<b>0</b>	<b>0</b>	<b>0</b>	<b>0</b>	<b>0</b>	<b>0</b>	<b>3-6</b>	

**2021 GAME-BY-GAME REGULAR-SEASON STATISTICS (FALCONS)**

DATE	OPPONENT	P/S	TACKLES							INTERCEPTIONS					O. FUMB				ST				MISC		W/L	SCORE	
			TK	S	A	SK	YDS	TFL	YDS	QBH	NO	YDS	LG	TD	PD	FF	FR	TD	YDS	TK	S	A	FF	FR			S
09/12	Eagles	S	8	4	4	0.0	0.0	0	0	1	0	0	0	0	0	0	0	0	0	0	0	0	0	0	0	L	6-32
09/19	at Buccaneers	S	9	4	5	0.0	0.0	0	0	0	0	0	0	0	0	1	0	0	0	0	0	0	0	0	0	L	25-48
09/26	at Giants	S	14	9	5	0.0	0.0	1	3	1	0	0	0	0	0	0	0	0	0	0	0	0	0	0	0	W	17-14
10/03	Football Team	S	12	6	6	1.0	0.0	0	0	2	0	0	0	0	1	0	0	0	0	0	0	0	0	0	0	L	30-34
10/10	Jets	S	5	2	3	0.0	0.0	0	0	0	0	0	0	0	0	0	0	0	0	0	0	0	0	0	0	W	27-20
10/24	at Dolphins	S	13	8	5	0.0	0.0	0	0	0	1	56	56	0	1	0	0	0	0	0	0	0	0	0	0	W	30-28
10/31	Panthers	S	16	10	6	0.0	0.0	0	0	1	0	0	0	0	0	0	0	0	0	0	0	0	0	0	0	L	13-19
11/07	at Saints	S	9	3	6	0.0	0.0	0	0	1	0	0	0	0	0	0	0	0	0	0	0	0	0	0	0	W	27-25
11/14	at Cowboys	S	14	7	7	0.0	0.0	1	0	0	0	0	0	0	0	0	0	0	0	0	0	0	0	0	0	L	3-43
11/18	Patriots	S	10	4	6	1.0	14.0	1	14	1	0	0	0	0	0	0	0	0	0	0	0	0	0	0	0	L	0-25
11/28	at Jaguars	S	10	5	5	0.0	0.0	0	0	0	0	0	0	0	0	0	0	0	0	0	0	0	0	0	0	W	21-14
12/05	Buccaneers	S	15	8	7	0.0	0.0	0	0	0	0	0	0	0	0	0	0	0	0	0	0	0	0	0	0	L	17-30
12/12	at Panthers	S	7	3	4	0.0	0.0	0	0	0	0	0	0	0	1	0	0	0	0	0	0	0	0	0	0	W	29-21
12/19	at 49ers	S	10	7	3	0.0	0.0	0	0	0	0	0	0	0	0	0	0	0	0	0	0	0	0	0	0	L	13-31
12/26	Lions	S	14	8	6	0.0	0.0	1	2	0	1	6	6	0	1	0	0	0	0	0	0	0	0	0	0	W	20-16
01/02	at Bills	S	13	7	6	0.0	0.0	0	0	0	1	18	18	0	2	0	0	0	0	0	0	0	0	0	0	L	15-29
01/09	Saints	S	13	7	6	0.0	0.0	0	0	0	0	0	0	0	0	0	0	0	0	0	0	0	0	0	0	L	20-30
<b>2021 TOTALS</b>		<b>17-17</b>	<b>192</b>	<b>102</b>	<b>90</b>	<b>2.0</b>	<b>14.0</b>	<b>4</b>	<b>19</b>	<b>7</b>	<b>3</b>	<b>80</b>	<b>56</b>	<b>0</b>	<b>6</b>	<b>1</b>	<b>0</b>	<b>0</b>	<b>0</b>	<b>0</b>	<b>0</b>	<b>0</b>	<b>0</b>	<b>0</b>	<b>0</b>	<b>7-10</b>	





# RILEY PATTERSON | 10

**POSITION:** KICKER  
**HT:** 6-0 | **WT:** 190 | **DOB:** 9-7-1999  
**COLLEGE:** MEMPHIS  
**HOMETOWN:** EDWARDSVILLE, ILL.  
**ACQ:** W (DET)-'22  
**EXP:** 2nd YEAR

## KEY TRANSACTIONS

- Originally signed as a rookie free agent by Minnesota on 5/5/21
- Signed to New England's practice squad on 10/19/21
- Signed by Detroit on 11/16/21
- Claimed off of waivers by Jacksonville on 8/31/22

## PRO

### 2022 (Jaguars)

- **11/6 vs. L.V.:** Connected on two (44 and 48 yards) field goal attempts
- **10/30 vs. DEN:** Connected on a 37 yard field goal attempt
- **10/23 vs. NYG:** Connected on a 27 yard field goal attempt
- **10/16 at IND:** Made all three extra point attempts
- **10/9 vs. HOU:** Connected on two of two (26 and 45 yards) field goal attempts
- **10/2 at PHI:** Made all three extra point attempts
- **9/25 at LAC:** Connected on three of three (22, 23, and 23 yards) field goal attempts
- **9/18 vs. IND:** Connected on a career-long 52-yard field goal
- **9/11 at WAS:** Connected on three of four (33, 43, 45 yards) field goal attempts

### 2021 (Lions)

- Appeared in seven games for the Lions
- Converted 10-straight field goals to start his career in 2021
- **12/26 vs. ARZ:** Converted 3-of-3 field goal attempts and made his only extra point opportunity... Was named NFC Special Teams Player of the Week

## COLLEGE

- Played four seasons at Memphis, where he went 64-83 (77.1%) on field-goal attempts with a career-long of 56 yards and went 240-246 (97.6%) on point-after tries, accruing 432 points
- Patterson ranks second in Memphis history in field-goal percentage (77.1%) and points (432)... He also ranks third in program history in field-goals made (64) and field-goals attempted (83)

## PERSONAL

- Attended Edwardsville (ILL.) High School, where he earned First-Team All-Southwestern Conference honors and named to the St. Louis Post-Dispatch All-Metro Third-Team in 2016.
- Ranked as the fourth-best kicker in the 2017 high school recruiting class by Kohl's Kicking and Punting
- Interned with St. Jude in their Sports Marketing department in the summer of 2019
- Son of Kevin and Tracy Patterson

### RILEY PATTERSON'S NFL REGULAR SEASON KICKING STATISTICS

DATE	TEAM	GP	FGM	FGA	PCT.	LG	XP	XPA	PCT.	BLK	PTS
2021	Patriots	0	0	0	0.0	0	0	0	0.0	0	0
Went from <b>New England</b> to <b>Detroit</b> .											
2021	Lions	7	13	14	92.9	49	16	16	100.0	0	55
2021	TOTAL	7	13	14	92.9	49	16	16	100.0	0	55
2022	Jaguars	9	13	15	86.7	52	18	19	94.7	0	57
<b>NFL TOTALS</b>		<b>16</b>	<b>26</b>	<b>29</b>	<b>89.7</b>	<b>52</b>	<b>34</b>	<b>35</b>	<b>97.1</b>	<b>0</b>	<b>112</b>

### RILEY PATTERSON'S NFL REGULAR SEASON FIELD-GOAL ACCURACY STATISTICS

DATE	TEAM	1-19	PCT.	20-29	PCT.	30-39	PCT.	40-49	PCT.	50+	PCT.
2021	Patriots	0-0	0.0	0-0	0.0	0-0	0.0	0-0	0.0	0-0	0.0
Went from <b>New England</b> to <b>Detroit</b> .											
2021	Lions	0-0	0.0	3-3	100.0	6-6	100.0	4-4	100.0	0-1	0.0
2021	TOTAL	0-0	0.0	3-3	100.0	6-6	100.0	4-4	100.0	0-1	0.0
2022	Jaguars	0-0	0.0	5-5	100.0	2-3	66.7	5-6	83.3	1-1	100.0
<b>NFL TOTALS</b>		<b>0-0</b>	<b>0.0</b>	<b>8-8</b>	<b>100.0</b>	<b>8-9</b>	<b>88.9</b>	<b>9-10</b>	<b>90.0</b>	<b>1-2</b>	<b>50.0</b>





**SINGLE-GAME HIGHS: KICKER**

<b>Field Goals Made</b>	3 at Los Angeles Chargers, Sep 25, 2022 3 at Washington Commanders, Sep 11, 2022 ...4 more at 3.	<b>PAT Attempts</b>	4 vs. Green Bay Packers, Jan 09, 2022 3 vs. Las Vegas Raiders, Nov 06, 2022 ...6 more at 3.
<b>Field Goal Attempts</b>	4 at Washington Commanders, Sep 11, 2022 3 vs. Las Vegas Raiders, Nov 06, 2022 ...5 more at 3.	<b>Points</b>	13 vs. Green Bay Packers, Jan 09, 2022 12 at Los Angeles Chargers, Sep 25, 2022 ...1 more at 12.
<b>Longest Field Goals Made</b>	52 vs. Indianapolis Colts, Sep 18, 2022 49 vs. Minnesota Vikings, Dec 05, 2021	<b>Special Teams Tackles</b>	1 at Seattle Seahawks, Jan 02, 2022
<b>Longest Field Goals Attempt</b>	55 at Seattle Seahawks, Jan 02, 2022 52 vs. Indianapolis Colts, Sep 18, 2022	<b>Kickoff Average</b>	64.8 at Los Angeles Chargers, Sep 25, 2022 64.4 at Indianapolis Colts, Oct 16, 2022
<b>PATs Made</b>	4 vs. Green Bay Packers, Jan 09, 2022 3 vs. Las Vegas Raiders, Nov 06, 2022 ...6 more at 3.	<b>Field Goal Percentage</b>	75.0 at Washington Commanders, Sep 11, 2022

**2022 GAME-BY-GAME REGULAR-SEASON STATISTICS (JAGUARS)**

DATE	OPPONENT	P	FIELD GOALS				EXTRA POINTS					W/L	SCORE
			FGM	FGA	PCT	LG	XP	XPA	PCT	BLK	PTS		
09/11	at Commanders	P	3	4	75.0	45	1	1	100.0	0	10	L	22-28
09/18	Colts	P	1	1	100.0	52	3	3	100.0	0	6	W	24-0
09/25	at Chargers	P	3	3	100.0	23	3	3	100.0	0	12	W	38-10
10/02	at Eagles	P	0	0	0.0	0	3	3	100.0	0	3	L	21-29
10/09	Texans	P	2	2	100.0	45	0	0	0.0	0	6	L	6-13
10/16	at Colts	P	0	0	0.0	0	3	3	100.0	0	3	L	27-34
10/23	Giants	P	1	1	100.0	27	0	1	0.0	1	3	L	17-23
10/30	Broncos	P	1	1	100.0	37	2	2	100.0	0	5	L	17-21
11/06	Raiders	P	2	3	66.7	48	3	3	100.0	0	9	W	27-20
<b>2022 TOTALS</b>			<b>9</b>	<b>13</b>	<b>15</b>	<b>86.7</b>	<b>52</b>	<b>18</b>	<b>19</b>	<b>94.7</b>	<b>1</b>	<b>57</b>	<b>3-6</b>

**2021 GAME-BY-GAME REGULAR-SEASON STATISTICS (PATRIOTS/LIONS)**

DATE	OPPONENT	P	FIELD GOALS				EXTRA POINTS					W/L	SCORE
			FGM	FGA	PCT	LG	XP	XPA	PCT	BLK	PTS		
09/12	Dolphins						NOT ON ROSTER					L	16-17
09/19	at Jets						NOT ON ROSTER					W	25-6
09/26	Saints						NOT ON ROSTER					L	13-28
10/03	Buccaneers						NOT ON ROSTER					L	17-19
10/10	at Texans						NOT ON ROSTER					W	25-22
10/17	Cowboys						NOT ON ROSTER					L	29-35+
10/24	Jets						PRACTICE SQUAD					W	54-13
10/31	at Chargers						PRACTICE SQUAD					W	27-24
11/07	at Panthers						PRACTICE SQUAD					W	24-6
11/14	Browns						PRACTICE SQUAD					W	45-7
11/21	at Browns						Went from Patriots to Lions. ON INACTIVE LIST					L	10-13
11/25	Bears	P	0	0	0.0	0	2	2	100.0	0	2	L	14-16
12/05	Vikings	P	3	3	100.0	49	2	2	100.0	0	11	W	29-27
12/12	at Broncos	P	1	1	100.0	36	1	1	100.0	0	4	L	10-38
12/19	Cardinals	P	3	3	100.0	47	3	3	100.0	0	12	W	30-12
12/26	at Falcons	P	3	3	100.0	37	1	1	100.0	0	10	L	16-20
01/02	at Seahawks	P	0	1	0.0	0	3	3	100.0	0	3	L	29-51
01/09	Packers	P	3	3	100.0	36	4	4	100.0	0	13	W	37-30
<b>2021 TOTALS</b>			<b>7</b>	<b>13</b>	<b>14</b>	<b>92.9</b>	<b>49</b>	<b>16</b>	<b>16</b>	<b>100.0</b>	<b>0</b>	<b>55</b>	<b>9-9</b>

+ - Overtime





# COREY PETERS | 98

POSITION: DEFENSIVE LINEMAN

HT: 6-3 | WT: 335 | DOB: 6-8-1988

COLLEGE: KENTUCKY

HOMETOWN: LOUISVILLE, KY

ACQ: FA-'22

EXP: 12th YEAR

## KEY TRANSACTIONS

- Originally drafted by Atlanta in the third round (83rd overall) of the 2010 NFL Draft
- Re-signed (one-year contract) with the Falcons on 3/4/14
- Signed a three-year contract with the Cardinals as an unrestricted free agent on 3/11/15
- Signed a three-year contract extension with the Cardinals on 12/1/17
- Signed a one-year contract with the Cardinals on 8/2/21.
- Signed to Jacksonville's practice squad on 9/12/22

## PRO

### 2022 (Jaguars)

- **11/6 vs. L.V.:** Saw action on defense and posted two total tackles, including one tackle for loss
- **10/30 vs. DEN:** Saw action on defense
- **10/23 vs. NYG:** Started on the defensive line and recorded one tackle
- **10/16 at IND:** Started at defensive end and posted one QB hit
- **10/9 vs. HOU:** Saw action on defense and special teams and recorded four tackles (two solo)

### 2021 (Cardinals)

- Saw action in 14 contests making 11 starts and totaling 24 tackles (10 solo), three tackles for loss, one pass defensed and one fumble recovery
- In his first game back from injury (knee), recorded two tackles (both solo), two tackles for loss and one fumble recovery @ Ten (9/12); advanced his fumble recovery to the Titans one-yard line leading to a Cardinals TD on the next drive

### 2020 (Cardinals)

- Named a team captain for the third consecutive season and selected as the Arizona Cardinals/Walter Payton NFL Man of the Year
- Totaled 15 tackles, three tackles for loss, 2.0 sacks, four QB hits and a pass defensed in nine games (all starts) before suffering a season-ending knee injury

### 2019 (Cardinals)

- After being selected as a team captain for the second consecutive season, started all 16 games for the first time in his career and totaled 47 tackles, six tackles for loss, 2.5 sacks and six QB hits
- Registered a season-high five tackles, a tackle for loss, a QB pressure and a half-sack vs. Atl (10/13)

### 2018 (Cardinals)

- After being selected as a team captain for the first time in his career, started all 15 games played and had a career-high 51 tackles, nine tackles for loss, 2.5 sacks, a pass defensed, a fumble recovery, six QB pressure and five QB hits
- Selected as the Cardinals Art Rooney Sportsmanship Award nominee and named the Steve Schoenfeld Media Good Guy by the local PFWA chapter
- Set a career-high with eight tackles, including a career-high-tying six solo tackles and a tackle for loss vs. Oak (11/18)

### 2017 (Cardinals)

- Started all 12 games in which he played and totaled 30 tackles, eight for loss, a sack, a pass defensed, nine QB pressures and five QB hits for the NFL's sixth ranked defense

### 2016 (Cardinals)

- Started 14 of 15 games played and had 30 tackles, including eight for loss, while adding 13 QB pressures and two QB hits
- Made his Cardinals debut after missing 2015 season with Achilles injury and had one tackle vs. NE (9/11)
- Tackled LeSean McCoy in the end zone for a safety in the fourth quarter @ Buf (9/25); had two solo tackles with one for loss
- Posted a season-high six tackles, with one for loss @ Atl (11/27)

### 2015 (Falcons)

- Suffered a torn left Achilles during training camp and was placed on injured reserve on 8/21.

### 2014 (Falcons)

- Making his return from a torn right Achilles suffered late in the 2013 season, appeared in 14 games (two starts) and had 32 tackles and two sacks... Tied for second on the team with six tackles for loss

### 2013 (Falcons)

- Started 15 games and had 48 total tackles (35 solo) and five sacks, while also adding six tackles for loss and two passes defensed ... had one of the best games of his career in the season opener @ NO (9/8), setting a career high with six solo tackles while taking down Drew Brees for his first sack of the season
- Registered his fifth sack of the season, a single-season career high, when he took down Colin Kaepernick on a third down play in the first half @ SF (12/23); suffered a torn right achilles later in the game that ended his season.

### 2012 (Falcons)

- After spending the first six weeks of the season on the reserve/non-football injury list, went on to appear in 10 regular season games (eight starts) and started both postseason contests



- Recorded 21 tackles, a pass defended and his first career forced fumble in the regular season and added six tackles, a sack and a pass defended in postseason play
- Started at DT in the NFC Championship Game vs. SF (1/20/13) and finished with four tackles, a sack, a tackle for loss and a pass defended; took down Colin Kaepernick for a nine-yard loss on third down in the first quarter, forcing a 49ers punt.

### 2011 (Falcons)

- Started all 15 games he played during the regular season and started the team's Wild Card matchup against the Giants ... named the Falcons Walter Payton Man of the Year
- Had 33 tackles, three sacks, his first career INT and his first career fumble recovery (which he returned 13 yards for his first career TD)

### 2010 (Falcons)

- Made an immediate impact during his rookie season, starting 15 of 16 regular season contests and the Divisional Playoff vs. Green Bay
- Totaled 40 tackles, a sack and a pass defended
- Posted a season-high five tackles (four solo) @ Cle (10/10)
- Tied his season high with five tackles @ Car (12/12)

### COLLEGE

- Three-year starter who totaled 146 tackles (83 solo), 27 tackles for loss, 11.5 sacks, 11 passes defended, three fumble recoveries and a forced fumble
- Two-time SEC Academic Honor Roll member (2007-08)
- Named the Wildcats Most Outstanding Defensive Player as a senior in 2009 after posting a career-high 56 tackles, four sacks, 12 tackles for loss, five passes defended and a forced fumble
- Totaled 36 tackles while appearing in 13 games as a junior in 2008, adding 10 tackles for loss and 4.0 sacks
- As a sophomore in 2007, was named Most Improved Defensive Player as chosen by the Wildcat coaches
- Totaled 43 tackles on the season, including four for loss and 2.5 sacks
- As a freshman in 2006, appeared in 11 games (two starts) and totaled 18 tackles on the season

### PERSONAL

- Attended Central (Louisville, KY) High School where he was a four-year letterman and three-year starter on the defensive line
- First-team (Louisville Courier-Journal) and second-team (AP) All-State selection as a senior with 91 tackles, 15 sacks, three INTs, five forced fumbles, three fumble recoveries and seven passes defended
- Played in the Kentucky-Tennessee High School All-Star game
- Part of a Central team that went to the state playoffs all three years he was a starter
- Lettered and advanced to the state meet four consecutive years in wrestling
- Participated in baseball and track and field
- In June of 2019, was inducted into the Kentucky Pro Football Hall of Fame
- Earned a degree in Secondary Education

### REGULAR SEASON COMPARISON: DEFENSIVE - KANSAS CITY CHIEFS

DATE	OPP	W/L	GP/GS	TACKLES										MISC		
				TOT	SOLO	ASST	SACK	YDS.	INT	TFL	PD	QBH	TD	FF	FR	
11/11/18	ARZ @ KC	L	S	4	4	0	0.0	0.0	0	1	0	1	0	0	0	
<b>TOTALS</b>		<b>0/1</b>	<b>1/1</b>	<b>4</b>	<b>4</b>	<b>0</b>	<b>0.0</b>	<b>0.0</b>	<b>0</b>	<b>1</b>	<b>0</b>	<b>1</b>	<b>0</b>	<b>0</b>	<b>0</b>	

### COREY PETERS' NFL REGULAR SEASON DEFENSIVE STATISTICS

DATE	TEAM	GP	GS	TK	S	A	TACKLES				INTERCEPTIONS					O. FUMB				ST			MISC						
							TFL	YDS	SK	YDS	QBH	NO	YDS	LG	TD	PD	FF	FR	TD	YDS	TK	S	A	FF	FR	S	A		
2010	Falcons	16	15	32	24	8	2	0	1.0	4.0	1	0	0	0	1	0	0	0	0	1	1	0	0	0	0	0	0	0	0
2011	Falcons	15	15	26	21	5	6	0	3.0	29.0	6	1	1	1	0	3	0	1	1	13	0	0	0	0	0	0	0	0	0
2012	Falcons	10	8	15	11	4	0	0	0.0	0.0	0	0	0	0	1	1	0	0	0	0	0	0	0	0	0	0	0	0	0
2013	Falcons	15	15	46	29	17	6	46	5.0	41.0	7	0	0	0	2	0	0	0	0	0	0	0	0	0	0	0	0	0	0
2014	Falcons	15	2	26	15	11	6	42	2.0	14.0	5	0	0	0	0	0	0	0	0	0	0	0	0	0	0	0	0	0	0
2015	Cardinals	0	0	0	0	0	0	0	0.0	0.0	0	0	0	0	0	0	0	0	0	0	0	0	0	0	0	0	0	0	0
2016	Cardinals	15	14	21	12	9	4	7	0.0	0.0	2	0	0	0	0	0	0	0	0	0	0	0	0	0	0	0	0	0	0
2017	Cardinals	12	12	22	18	4	4	11	1.0	6.0	5	0	0	0	1	0	0	0	0	0	0	0	0	0	0	0	0	0	0
2018	Cardinals	15	15	50	33	17	9	17	2.5	11.0	5	0	0	0	0	0	1	0	0	0	0	0	0	0	0	0	0	0	0
2019	Cardinals	16	16	38	19	19	6	22	2.5	17.5	6	0	0	0	0	0	0	0	0	0	0	0	0	0	0	0	0	0	0
2020	Cardinals	9	9	15	10	5	3	20	2.0	19.0	4	0	0	0	1	0	0	0	0	0	0	0	0	0	0	0	0	0	0
2021	Cardinals	14	11	24	10	14	3	3	0.0	0.0	0	0	0	0	1	0	1	0	4	0	0	0	0	0	0	0	0	0	0
2022	Jaguars	5	2	7	3	4	1	1	0.0	0.0	1	0	0	0	0	0	0	0	0	0	0	0	0	0	0	0	0	0	0
<b>NFL TOTALS</b>		<b>157</b>	<b>134</b>	<b>322</b>	<b>205</b>	<b>117</b>	<b>50</b>	<b>169</b>	<b>19.0</b>	<b>141.5</b>	<b>42</b>	<b>1</b>	<b>1</b>	<b>1</b>	<b>0</b>	<b>10</b>	<b>1</b>	<b>3</b>	<b>1</b>	<b>17</b>	<b>1</b>	<b>1</b>	<b>0</b>	<b>0</b>	<b>0</b>	<b>0</b>	<b>0</b>	<b>0</b>	<b>0</b>

### COREY PETERS' NFL POSTSEASON DEFENSIVE STATISTICS

DATE	TEAM	GP	GS	TK	S	A	TACKLES				INTERCEPTIONS					O. FUMB				ST			MISC						
							TFL	YDS	SK	YDS	QBH	NO	YDS	LG	TD	PD	FF	FR	TD	YDS	TK	S	A	FF	FR	S	A		
2010	Falcons	1	1	5	4	1	1	0	0.0	0.0	0	0	0	0	0	0	0	0	0	0	0	0	0	0	0	0	0	0	0
2011	Falcons	1	1	1	1	0	1	0	0.0	0.0	0	0	0	0	0	0	0	0	0	0	0	0	0	0	0	0	0	0	0
2012	Falcons	2	2	5	3	2	1	0	1.0	9.0	1	0	0	0	1	0	0	0	0	0	0	0	0	0	0	0	0	0	0
2021	Cardinals	1	1	2	2	0	1	2	0.0	0.0	1	0	0	0	0	0	0	0	0	0	0	0	0	0	0	0	0	0	0
<b>NFL TOTALS</b>		<b>5</b>	<b>5</b>	<b>13</b>	<b>10</b>	<b>3</b>	<b>4</b>	<b>2</b>	<b>1.0</b>	<b>9.0</b>	<b>2</b>	<b>0</b>	<b>0</b>	<b>0</b>	<b>1</b>	<b>0</b>	<b>0</b>	<b>0</b>	<b>0</b>	<b>0</b>	<b>0</b>	<b>0</b>	<b>0</b>	<b>0</b>	<b>0</b>	<b>0</b>	<b>0</b>	<b>0</b>	<b>0</b>



**SINGLE-GAME HIGHS: DEFENSIVE**

<b>Total Tackles</b>	8 vs. Oakland Raiders, Nov 18, 2018 7 at Seattle Seahawks, Dec 30, 2018 ...2 more at 7.	<b>Tackles For Loss</b>	4 vs. Tampa Bay Buccaneers, Sep 18, 2014 2 at Tennessee Titans, Sep 12, 2021 ...9 more at 2.
<b>Solo Tackles</b>	6 vs. Oakland Raiders, Nov 18, 2018 6 at New Orleans Saints, Sep 08, 2013	<b>Interceptions</b>	1 vs. Carolina Panthers, Oct 16, 2011
<b>Sacks</b>	2.0 at Minnesota Vikings, Oct 14, 2018 1.0 vs. Detroit Lions, Sep 27, 2020 ...15 more at 1.0.	<b>Interception Return Yards</b>	1 vs. Carolina Panthers, Oct 16, 2011
<b>Passes Defensed</b>	1 at Dallas Cowboys, Jan 02, 2022 1 at Dallas Cowboys, Oct 19, 2020 ...8 more at 1.	<b>Safeties</b>	1 at Buffalo Bills, Sep 25, 2016
<b>Forced Fumbles</b>	1 at Detroit Lions, Dec 22, 2012	<b>Special Teams Tackles</b>	1 at Seattle Seahawks, Dec 22, 2019 1 vs. Cincinnati Bengals, Oct 24, 2010
<b>Fumble Recoveries</b>	1 at Tennessee Titans, Sep 12, 2021 1 vs. Chicago Bears, Sep 23, 2018 ...1 more at 1.	<b>Longest Opponent's Fumble Return</b>	13 vs. Jacksonville Jaguars, Dec 15, 2011 4 at Tennessee Titans, Sep 12, 2021

**SINGLE-GAME HIGHS - POSTSEASON: DEFENSIVE**

<b>Total Tackles</b>	5 vs. Green Bay Packers, Jan 15, 2011 4 vs. San Francisco 49ers, Jan 20, 2013	<b>Passes Defensed</b>	1 vs. San Francisco 49ers, Jan 20, 2013
<b>Solo Tackles</b>	4 vs. Green Bay Packers, Jan 15, 2011 3 vs. San Francisco 49ers, Jan 20, 2013	<b>Tackles For Loss</b>	1 at Los Angeles Rams, Jan 17, 2022 1 vs. San Francisco 49ers, Jan 20, 2013 ...2 more at 1.
<b>Sacks</b>	1.0 vs. San Francisco 49ers, Jan 20, 2013		

**2022 GAME-BY-GAME REGULAR-SEASON STATISTICS (JAGUARS)**

DATE	OPPONENT	P/S	TACKLES							INTERCEPTIONS					O. FUMB				ST				MISC		W/L	SCORE		
			TK	S	A	SK	YDS	TFL	YDS	QBH	NO	YDS	LG	TD	PD	FF	FR	TD	YDS	TK	S	A	FF	FR			S	A
09/11	at Commanders																										L	22-28
09/18	Colts																										W	24-0
09/25	at Chargers																										W	38-10
10/02	at Eagles																										L	21-29
10/09	Texans																										L	6-13
10/16	at Colts	S	0	0	0	0.0	0.0	0	0	1	0	0	0	0	0	0	0	0	0	0	0	0	0	0	0	0	L	27-34
10/23	Giants	S	1	0	1	0.0	0.0	0	0	0	0	0	0	0	0	0	0	0	0	0	0	0	0	0	0	0	L	17-23
10/30	Broncos	P	0	0	0	0.0	0.0	0	0	0	0	0	0	0	0	0	0	0	0	0	0	0	0	0	0	0	L	17-21
11/06	Raiders	P	2	1	1	0.0	0.0	1	1	0	0	0	0	0	0	0	0	0	0	0	0	0	0	0	0	0	W	27-20
<b>2022 TOTALS</b>		<b>4-2</b>	<b>3</b>	<b>1</b>	<b>2</b>	<b>0.0</b>	<b>0.0</b>	<b>1</b>	<b>1</b>	<b>1</b>	<b>0</b>	<b>0</b>	<b>0</b>	<b>0</b>	<b>0</b>	<b>0</b>	<b>0</b>	<b>0</b>	<b>0</b>	<b>0</b>	<b>0</b>	<b>0</b>	<b>0</b>	<b>0</b>	<b>0</b>	<b>0</b>	<b>3-6</b>	

**2021 GAME-BY-GAME REGULAR-SEASON STATISTICS (CARDINALS)**

DATE	OPPONENT	P/S	TACKLES							INTERCEPTIONS					O. FUMB				ST				MISC		W/L	SCORE			
			TK	S	A	SK	YDS	TFL	YDS	QBH	NO	YDS	LG	TD	PD	FF	FR	TD	YDS	TK	S	A	FF	FR			S	A	
09/12	at Titans	P	2	2	0	0.0	0.0	2	2	0	0	0	0	0	0	0	0	1	0	4	0	0	0	0	0	0	0	W	38-13
09/19	Vikings	S	2	1	1	0.0	0.0	0	0	0	0	0	0	0	0	0	0	0	0	0	0	0	0	0	0	0	0	W	34-33
09/26	at Jaguars	P	2	1	1	0.0	0.0	0	0	0	0	0	0	0	0	0	0	0	0	0	0	0	0	0	0	0	0	W	31-19
10/03	at Rams	P	0	0	0	0.0	0.0	0	0	0	0	0	0	0	0	0	0	0	0	0	0	0	0	0	0	0	0	W	37-20
10/10	49ers	S	0	0	0	0.0	0.0	0	0	0	0	0	0	0	0	0	0	0	0	0	0	0	0	0	0	0	0	W	17-10
10/17	at Browns																											W	37-14
10/24	Texans																											W	31-5
10/28	Packers																											L	21-24
11/07	at 49ers	S	0	0	0	0.0	0.0	0	0	0	0	0	0	0	0	0	0	0	0	0	0	0	0	0	0	0	0	W	31-17
11/14	Panthers	S	2	1	1	0.0	0.0	0	0	0	0	0	0	0	0	0	0	0	0	0	0	0	0	0	0	0	0	L	10-34
11/21	at Seahawks	S	2	0	2	0.0	0.0	0	0	0	0	0	0	0	0	0	0	0	0	0	0	0	0	0	0	0	0	W	23-13
12/05	at Bears	S	1	0	1	0.0	0.0	0	0	0	0	0	0	0	0	0	0	0	0	0	0	0	0	0	0	0	0	W	33-22
12/13	Rams	S	3	1	2	0.0	0.0	0	0	0	0	0	0	0	0	0	0	0	0	0	0	0	0	0	0	0	0	L	23-30
12/19	at Lions	S	1	0	1	0.0	0.0	0	0	0	0	0	0	0	0	0	0	0	0	0	0	0	0	0	0	0	0	L	12-30
12/25	Colts	S	3	1	2	0.0	0.0	0	0	0	0	0	0	0	0	0	0	0	0	0	0	0	0	0	0	0	0	L	16-22
01/02	at Cowboys	S	2	1	1	0.0	0.0	1	1	0	0	0	0	0	1	0	0	0	0	0	0	0	0	0	0	0	0	W	25-22
01/09	Seahawks	S	4	2	2	0.0	0.0	0	0	0	0	0	0	0	0	0	0	0	0	0	0	0	0	0	0	0	0	L	30-38
<b>2021 TOTALS</b>		<b>14-11</b>	<b>24</b>	<b>10</b>	<b>14</b>	<b>0.0</b>	<b>0.0</b>	<b>3</b>	<b>3</b>	<b>0</b>	<b>0</b>	<b>0</b>	<b>0</b>	<b>0</b>	<b>1</b>	<b>0</b>	<b>1</b>	<b>0</b>	<b>4</b>	<b>0</b>	<b>0</b>	<b>0</b>	<b>0</b>	<b>0</b>	<b>0</b>	<b>0</b>	<b>0</b>	<b>11-6</b>	

**2021 GAME-BY-GAME POSTSEASON STATISTICS (CARDINALS)**

DATE	OPPONENT	P/S	TACKLES							INTERCEPTIONS					O. FUMB				ST				MISC		W/L	SCORE			
			TK	S	A	SK	YDS	TFL	YDS	QBH	NO	YDS	LG	TD	PD	FF	FR	TD	YDS	TK	S	A	FF	FR			S	A	
01/17	at Rams	S	2	2	0	0.0	0.0	1	2	1	0	0	0	0	0	0	0	0	0	0	0	0	0	0	0	0	0	L	11-34
<b>2021 TOTALS</b>		<b>1-1</b>	<b>2</b>	<b>2</b>	<b>0</b>	<b>0.0</b>	<b>0.0</b>	<b>1</b>	<b>2</b>	<b>1</b>	<b>0</b>	<b>0</b>	<b>0</b>	<b>0</b>	<b>0</b>	<b>0</b>	<b>0</b>	<b>0</b>	<b>0</b>	<b>0</b>	<b>0</b>	<b>0</b>	<b>0</b>	<b>0</b>	<b>0</b>	<b>0</b>	<b>0</b>	<b>0-1</b>	





# KENDRIC PRYOR | 14

**POSITION:** WIDE RECEIVER  
**HT:** 5-11 | **WT:** 189 | **DOB:** 1-6-1998  
**COLLEGE:** WISCONSIN  
**HOMETOWN:** HAZEL CREST, ILL.  
**ACQ:** W (CIN)-'22  
**EXP:** R

## KEY TRANSACTIONS

- Originally signed by Cincinnati on 5/13/22
- Waived by Cincinnati on 8/30/22
- Claimed off waivers by Jacksonville on 8/31/22

## PRO

### 2022 (Jaguars)

- **11/6 vs. L.V.:** Inactive
- **10/30 vs. DEN:** Did not play
- **10/23 vs. NYG:** Did not play
- **10/16 at IND:** Did not play
- **10/9 vs. HOU:** Inactive
- **10/2 at PHI:** Inactive
- **9/25 at LAC:** Inactive
- **9/18 vs. IND:** Inactive
- **9/11 at WAS:** Inactive

## COLLEGE

- Was on the Senior Bowl Watch List
- Played in 53 games with 37 starts at wide receiver
- Recorded 99 catches for 1,265 yards and seven touchdowns
- Rushed for 409 yards and five touchdowns on 40 rushing attempts

## PERSONAL

- Majored in Life Sciences Communication and Community and Environmental Sociology

### KENDRIC PRYOR'S NFL REGULAR SEASON RUSHING/RECEIVING STATISTICS

DATE	TEAM	RECEIVING							RUSHING				
		GP	GS	NO.	YDS.	AVG.	LG	TD	NO.	YDS.	AVG.	LG	TD
2022	Jaguars	0	0	0	0	0.0	0	0	0	0	0.0	0	0
<b>NFL TOTALS</b>		<b>0</b>	<b>0</b>	<b>0</b>	<b>0</b>	<b>0.0</b>	<b>0</b>	<b>0</b>	<b>0</b>	<b>0</b>	<b>0.0</b>	<b>0</b>	<b>0</b>

### KENDRIC PRYOR'S NFL REGULAR SEASON RETURN STATISTICS

DATE	TEAM	KICKOFF RETURNS					PUNT RETURNS					
		RET.	YDS.	AVG.	LG	TD	NO.	FC	YDS.	AVG.	LG	TD
2022	Jaguars	0	0	0.0	0	0	0	0	0	0.0	0	0
<b>NFL TOTALS</b>		<b>0</b>	<b>0</b>	<b>0.0</b>	<b>0</b>	<b>0</b>	<b>0</b>	<b>0</b>	<b>0</b>	<b>0.0</b>	<b>0</b>	<b>0</b>

### 2022 GAME-BY-GAME REGULAR-SEASON STATISTICS (JAGUARS)

DATE	OPPONENT	P/S	RECEIVING					RUSHING					W/L	SCORE
			NO.	YDS.	AVG.	LG	TD	NO.	YDS.	AVG.	LG	TD		
09/11	at Commanders												L	22-28
09/18	Colts												W	24-0
09/25	at Chargers												W	38-10
10/02	at Eagles												L	21-29
10/09	Texans												L	6-13
10/16	at Colts												L	27-34
10/23	Giants												L	17-23
10/30	Broncos												L	17-21
11/06	Raiders												W	27-20
<b>2022 TOTALS</b>		<b>0-0</b>	<b>0</b>	<b>0</b>	<b>0.0</b>	<b>0</b>	<b>0</b>	<b>0</b>	<b>0</b>	<b>0</b>	<b>0.0</b>	<b>0</b>	<b>0</b>	<b>3-6</b>





# SHAQUILLE QUARTERMAN | 50

**POSITION:** LINEBACKER

**HT:** 6-0 | **WT:** 240 | **DOB:** 10-28-1997

**COLLEGE:** MIAMI (FLA.)

**HOMETOWN:** ORANGE PARK, FLA.

**ACQ:** D4-'20

**EXP:** 3rd YEAR

@OgBoobie\_Shaq

shaq\_da\_gr8

## KEY TRANSACTIONS

- Originally drafted by Jacksonville in the fourth round (140th overall) of the 2020 draft

## PRO

### 2022 (Jaguars)

- 11/6 vs. L.V.:** Saw action on 17 special teams snaps and recorded one special teams tackle
- 10/30 vs. DEN:** Saw action on 20 special teams snaps
- 10/23 vs. NYG:** Saw action on 13 special teams snaps
- 10/16 at IND:** Saw action on 17 special teams snaps and recorded one special teams tackle
- 10/9 vs. HOU:** Saw action on 15 special teams snaps
- 10/2 at PHI:** Saw action on 16 special teams snaps
- 9/25 at LAC:** Saw action on 16 special teams snaps
- 9/18 vs. IND:** Saw action on 16 special teams snaps
- 9/11 at WAS:** Saw action on special teams

### 2021 (Jaguars)

- Appeared in all 17 games and posted 25 tackles from scrimmage and five special teams tackles
- 1/2 at N.E.:** Saw action on defense and posted six total tackles (four solo)
- 12/26 at NYJ:** Saw action on defense and special teams... Finished the game with four total tackles (two solo)
- 11/28 vs. ATL:** Saw action on defense and special teams... Recorded five total tackles (three solo)
- 9/12 at HOU:** Saw action on defense and special teams... Recorded two assisted tackles and one assisted special teams tackle

### 2020 (Jaguars)

- Saw action in 12 games during his rookie campaign, playing primarily on special teams and posting five special teams tackles... Placed on injured reserve on Nov. 7 with a knee injury... Activated from injured reserve on Dec. 5
- 9/13 vs. IND:** Saw 13 snaps on special teams in NFL debut
- 10/4 at CIN:** Saw action on special teams and tallied one special teams tackle

## COLLEGE

- Only player in Miami (Fla.) history to start 52 games without missing a single start
- Finished his career with 356 tackles, which ranks ninth place in Miami (Fla.) history... Totaled 46.5 tackles for loss, 13.0 sacks, 13 passes defended, five fumble recoveries, five fumble recoveries and one INT
- Named to the All-ACC team all four seasons, including earning First-Team honors as a junior and a senior

## PERSONAL

- Attended Oakleaf (Orange Park, Fla.) High School, which is fewer than 25 miles from TIAA Bank Field
- Considers former Miami Hurricanes (and Panthers/Giants) LB Jon Beason his mentor
- Played Pop Warner football for the Orange Park Pee Wee Cyclones
- Was gathered with family in Jacksonville when he was drafted by the Jaguars
- Big fan of battle rap

## SHAQUILLE QUARTERMAN'S NFL REGULAR SEASON DEFENSIVE STATISTICS

DATE	TEAM	GP	GS	TK	TACKLES					INTERCEPTIONS					O. FUMB					ST				MISC					
					S	A	TFL	YDS	SK	YDS	QBH	NO	YDS	LG	TD	PD	FF	FR	TD	YDS	TK	S	A	FF	FR	S	A		
2020	Jaguars	12	0	0	0	0	0	0.0	0.0	0	0	0	0	0	0	0	0	0	0	0	0	0	6	4	2	0	0	0	0
2021	Jaguars	17	0	25	13	12	1	1	0.0	0.0	0	0	0	0	0	0	0	0	0	0	0	0	5	3	2	0	0	0	0
2022	Jaguars	9	0	0	0	0	0	0.0	0.0	0	0	0	0	0	0	0	0	0	0	0	0	7	3	4	0	0	0	0	
<b>NFL TOTALS</b>		<b>38</b>	<b>0</b>	<b>25</b>	<b>13</b>	<b>12</b>	<b>1</b>	<b>1</b>	<b>0.0</b>	<b>0.0</b>	<b>0</b>	<b>0</b>	<b>0</b>	<b>0</b>	<b>0</b>	<b>0</b>	<b>0</b>	<b>0</b>	<b>0</b>	<b>0</b>	<b>0</b>	<b>0</b>	<b>18</b>	<b>10</b>	<b>8</b>	<b>0</b>	<b>0</b>	<b>0</b>	<b>0</b>

### SINGLE-GAME HIGHS: DEFENSIVE

**Total Tackles** 6 at New England Patriots, Jan 02, 2022  
5 vs. Atlanta Falcons, Nov 28, 2021

**Solo Tackles** 4 at New England Patriots, Jan 02, 2022  
3 vs. Atlanta Falcons, Nov 28, 2021

**Tackles For Loss** 1 vs. Denver Broncos, Sep 19, 2021

**Special Teams Tackles** 2 vs. Denver Broncos, Oct 30, 2022  
2 vs. Indianapolis Colts, Sep 18, 2022  
...3 more at 2.



**2022 GAME-BY-GAME REGULAR-SEASON STATISTICS (JAGUARS)**

DATE	OPPONENT	P/S	TACKLES							INTERCEPTIONS					O. FUMB				ST				MISC		SCORE		
			TK	S	A	SK	YDS	TFL	YDS	QBH	NO	YDS	LG	TD	PD	FF	FR	TD	YDS	TK	S	A	FF	FR		S	A
09/11	at Commanders	P	0	0	0	0.0	0.0	0	0	0	0	0	0	0	0	0	0	0	0	0	0	0	0	0	0	L	22-28
09/18	Colts	P	0	0	0	0.0	0.0	0	0	0	0	0	0	0	0	0	0	0	0	0	0	0	0	0	0	W	24-0
09/25	at Chargers	P	0	0	0	0.0	0.0	0	0	0	0	0	0	0	0	0	0	0	0	0	0	0	0	0	0	W	38-10
10/02	at Eagles	P	0	0	0	0.0	0.0	0	0	0	0	0	0	0	0	0	0	0	0	0	0	0	0	0	0	L	21-29
10/09	Texans	P	0	0	0	0.0	0.0	0	0	0	0	0	0	0	0	0	0	0	0	0	0	0	0	0	0	L	6-13
10/16	at Colts	P	0	0	0	0.0	0.0	0	0	0	0	0	0	0	0	0	0	0	0	0	0	0	0	0	0	L	27-34
10/23	Giants	P	0	0	0	0.0	0.0	0	0	0	0	0	0	0	0	0	0	0	0	0	0	0	0	0	0	L	17-23
10/30	Broncos	P	0	0	0	0.0	0.0	0	0	0	0	0	0	0	0	0	0	0	0	0	0	0	0	0	0	L	17-21
11/06	Raiders	P	0	0	0	0.0	0.0	0	0	0	0	0	0	0	0	0	0	0	0	0	0	0	0	0	0	W	27-20
<b>2022 TOTALS</b>		<b>9-0</b>	<b>0</b>	<b>0</b>	<b>0</b>	<b>0.0</b>	<b>0.0</b>	<b>0</b>	<b>0</b>	<b>0</b>	<b>0</b>	<b>0</b>	<b>0</b>	<b>0</b>	<b>0</b>	<b>0</b>	<b>0</b>	<b>0</b>	<b>0</b>	<b>0</b>	<b>0</b>	<b>0</b>	<b>0</b>	<b>0</b>	<b>0</b>	<b>3-6</b>	

**2021 GAME-BY-GAME REGULAR-SEASON STATISTICS (JAGUARS)**

DATE	OPPONENT	P/S	TACKLES							INTERCEPTIONS					O. FUMB				ST				MISC		SCORE		
			TK	S	A	SK	YDS	TFL	YDS	QBH	NO	YDS	LG	TD	PD	FF	FR	TD	YDS	TK	S	A	FF	FR		S	A
09/12	at Texans	P	2	0	2	0.0	0.0	0	0	0	0	0	0	0	0	0	0	0	0	0	0	0	0	0	0	L	21-37
09/19	Broncos	P	4	2	2	0.0	0.0	1	1	0	0	0	0	0	0	0	0	0	0	0	0	0	0	0	0	L	13-23
09/26	Cardinals	P	0	0	0	0.0	0.0	0	0	0	0	0	0	0	0	0	0	0	0	0	0	0	0	0	0	L	19-31
09/30	at Bengals	P	0	0	0	0.0	0.0	0	0	0	0	0	0	0	0	0	0	0	0	0	0	0	0	0	0	L	21-24
10/10	Titans	P	2	1	1	0.0	0.0	0	0	0	0	0	0	0	0	0	0	0	0	0	0	0	0	0	0	L	19-37
10/17	Dolphins	P	1	0	1	0.0	0.0	0	0	0	0	0	0	0	0	0	0	0	0	0	0	0	0	0	0	W	23-20
10/31	at Seahawks	P	0	0	0	0.0	0.0	0	0	0	0	0	0	0	0	0	0	0	0	0	0	0	0	0	0	L	7-31
11/07	Bills	P	0	0	0	0.0	0.0	0	0	0	0	0	0	0	0	0	0	0	0	0	0	0	0	0	0	W	9-6
11/14	at Colts	P	0	0	0	0.0	0.0	0	0	0	0	0	0	0	0	0	0	0	0	0	0	0	0	0	0	L	17-23
11/21	49ers	P	0	0	0	0.0	0.0	0	0	0	0	0	0	0	0	0	0	0	0	0	0	0	0	0	0	L	10-30
11/28	Falcons	P	5	3	2	0.0	0.0	0	0	0	0	0	0	0	0	0	0	0	0	0	0	0	0	0	0	L	14-21
12/05	at Rams	P	1	1	0	0.0	0.0	0	0	0	0	0	0	0	0	0	0	0	0	0	0	0	0	0	0	L	7-37
12/12	at Titans	P	0	0	0	0.0	0.0	0	0	0	0	0	0	0	0	0	0	0	0	0	0	0	0	0	0	L	0-20
12/19	Texans	P	0	0	0	0.0	0.0	0	0	0	0	0	0	0	0	0	0	0	0	0	0	0	0	0	0	L	16-30
12/26	at Jets	P	4	2	2	0.0	0.0	0	0	0	0	0	0	0	0	0	0	0	0	0	0	0	0	0	0	L	21-26
01/02	at Patriots	P	6	4	2	0.0	0.0	0	0	0	0	0	0	0	0	0	0	0	0	0	0	0	0	0	0	L	10-50
01/09	Colts	P	0	0	0	0.0	0.0	0	0	0	0	0	0	0	0	0	0	0	0	0	0	0	0	0	0	W	26-11
<b>2021 TOTALS</b>		<b>17-0</b>	<b>25</b>	<b>13</b>	<b>12</b>	<b>0.0</b>	<b>0.0</b>	<b>1</b>	<b>1</b>	<b>0</b>	<b>0</b>	<b>0</b>	<b>0</b>	<b>0</b>	<b>0</b>	<b>0</b>	<b>0</b>	<b>0</b>	<b>0</b>	<b>0</b>	<b>0</b>	<b>0</b>	<b>0</b>	<b>0</b>	<b>3-14</b>		





# ROY ROBERTSON-HARRIS | 95

POSITION: DEFENSIVE LINEMAN

HT: 6-5 | WT: 290 | DOB: 7-23-1993

COLLEGE: TEXAS-EL PASO

HOMETOWN: OAKLAND, CALIF.

ACQ: UFA (CHI)-'21

EXP: 7th YEAR

 @BigXander95

 @bigxander95

## KEY TRANSACTIONS

- Originally signed by Chicago as an undrafted free agent on 5/9/16
- Signed by Jacksonville as an unrestricted free agent on 3/17/21

## PRO

### 2022 (Jaguars)

- **11/6 vs. L.V.:** Started at defensive end and recorded two solo tackles including one tackle for loss
- **10/30 vs. DEN:** Started at defensive end and recorded four tackles (three solo)
- **10/23 vs. NYG:** Started at defensive end and posted two solo tackles including one tackle for loss and one QB hit
- **10/16 at IND:** Started on the defensive line and recorded two tackles, one QB hit, and one pass defended
- **10/9 vs. HOU:** Started on the defensive line and posted one solo tackle
- **10/2 at PHI:** Started on the defensive line and recorded nine tackles (three solo)... His nine total tackles set a new career high
- **9/25 at LAC:** Started on the defensive line and posted one solo tackle
- **9/18 vs. IND:** Started on the defensive line and recorded three solo tackles, including 1.0 sack and two tackles for loss
- **9/11 at WAS:** Started on the defensive line and recorded two tackles (one solo) and one pass defended

### 2021 (Jaguars)

- Played in 14 games and recorded a career-high 37 tackles and 3.0 sacks
- **12/19 vs. HOU:** Started along the defensive line and recorded five total tackles (two solo)
- **12/12 at TEN:** Started along the defensive line and posted four total tackles (three solo), including 1.0 sack and one QB hit
- **11/28 vs. ATL:** Started along the defensive line and posted two tackles and 1.0 sack, marking the first time in his career he has recorded at least 1.0 sack in back-to-back games
- **11/21 vs. S.F.:** Started along the defensive line and totaled three tackles, including 1.0 sack and two QB hits
- **9/12 at HOU:** Started at defensive end and recorded five total tackles (two solo) and one QB hit in Jaguars debut :

### 2020 (Bears)

- Started the first four games along the defensive front
- **9/13 vs. DET:** Recorded two QBHs in the win over the Lions
- Was placed on Injured Reserve prior to Week 10

### 2019 (Bears)

- Appeared in 15 games with seven starts, recording 30 tackles, 2.5 sacks, three pass defenses and three tackles for loss
- **9/5 vs. GB:** Posted three tackles, 1.0 sack, two tackles for loss and three quarterback hits
- **9/29 vs. MIN:** Had three tackles, 1.5 sacks for minus-13 yards and two quarterback hits

### 2018 (Bears)

- Appeared in 16 games, recording 20 tackles, 3.0 sacks, two passes defended
- **9/9 at GB:** Had 1.0 sack in the opener
- **1/6/19 vs. PHI:** Appeared as a reserve in Wild Card playoff game

### 2017 (Bears)

- Appeared in 13 games as a reserve, recording 12 tackles, 2.0 sacks, two tackles for loss, one pass defended, one fumble recovery and one special teams tackle

## COLLEGE

- Tallied 138 career tackles, 25 tackles for loss, 10.5 sacks and nine pass breakups in four seasons at UTEP (2012-15)

## PERSONAL

- Attended South Grand Prairie High School
- Cousin, Carl Nicks, played for the New Orleans Saints and Tampa Bay Buccaneers and was a two-time Pro Bowler
- Multidisciplinary studies major at UTEP





**ROY ROBERTSON-HARRIS' NFL REGULAR SEASON DEFENSIVE STATISTICS**

DATE	TEAM	GP	TACKLES							INTERCEPTIONS						O. FUMB				ST		MISC					
			GS	TK	S	A	TFL	YDS	SK	YDS	QBH	NO	YDS	LG	TD	PD	FF	FR	TD	YDS	TK	S	A	FF	FR	S	A
2017	Bears	13	0	12	7	5	2	7	2.0	7.0	4	0	0	0	0	1	0	0	0	0	1	1	0	0	1	0	0
2018	Bears	16	0	22	10	12	3	22	3.0	25.0	11	0	0	0	0	2	0	0	0	0	0	0	0	0	0	0	
2019	Bears	15	7	30	22	8	3	21	2.5	23.5	10	0	0	0	0	3	0	0	0	0	0	0	0	0	0	0	
2020	Bears	8	6	10	7	3	1	5	0.0	0.0	5	0	0	0	0	0	0	0	0	0	0	0	0	0	0	0	
2021	Jaguars	14	13	37	21	16	4	23	3.0	23.0	9	0	0	0	0	2	0	0	0	0	0	0	0	0	0	0	
2022	Jaguars	9	9	27	16	11	5	20	1.0	8.0	4	0	0	0	0	2	0	0	0	0	0	0	0	0	0	0	
<b>NFL TOTALS</b>		<b>75</b>	<b>35</b>	<b>138</b>	<b>83</b>	<b>55</b>	<b>18</b>	<b>98</b>	<b>11.5</b>	<b>86.5</b>	<b>43</b>	<b>0</b>	<b>0</b>	<b>0</b>	<b>0</b>	<b>10</b>	<b>0</b>	<b>0</b>	<b>0</b>	<b>0</b>	<b>1</b>	<b>1</b>	<b>0</b>	<b>0</b>	<b>1</b>	<b>0</b>	

**ROY ROBERTSON-HARRIS' NFL POSTSEASON DEFENSIVE STATISTICS**

DATE	TEAM	GP	TACKLES							INTERCEPTIONS						O. FUMB				ST		MISC				
			GS	TK	S	A	TFL	YDS	SK	YDS	QBH	NO	YDS	LG	TD	PD	FF	FR	TD	YDS	TK	S	A	FF	FR	S
2018	Bears	1	0	0	0	0	0	0	0.0	0.0	0	0	0	0	0	0	0	0	0	0	0	0	0	0	0	0
2020	Bears	0	0	0	0	0	0	0	0.0	0.0	0	0	0	0	0	0	0	0	0	0	0	0	0	0	0	0
<b>NFL TOTALS</b>		<b>1</b>	<b>0</b>	<b>0</b>	<b>0</b>	<b>0</b>	<b>0</b>	<b>0</b>	<b>0.0</b>	<b>0.0</b>	<b>0</b>	<b>0</b>	<b>0</b>	<b>0</b>	<b>0</b>	<b>0</b>	<b>0</b>	<b>0</b>	<b>0</b>	<b>0</b>	<b>0</b>	<b>0</b>	<b>0</b>	<b>0</b>	<b>0</b>	<b>0</b>

**SINGLE-GAME HIGHS: DEFENSIVE**

**Total Tackles** 9 at Philadelphia Eagles, Oct 02, 2022  
 5 vs. Houston Texans, Dec 19, 2021  
 ...3 more at 5.

**Solo Tackles** 4 at Tennessee Titans, Dec 12, 2021  
 4 at Oakland Raiders, Oct 06, 2019  
 ...1 more at 4.

**Sacks** 1.5 vs. Minnesota Vikings, Sep 29, 2019  
 1.0 vs. Indianapolis Colts, Sep 18, 2022  
 ...8 more at 1.0.

**Passes Defensed** 1 at Indianapolis Colts, Oct 16, 2022  
 1 at Washington Commanders, Sep 11, 2022  
 ...8 more at 1.

**Tackles For Loss** 2 vs. Indianapolis Colts, Sep 18, 2022  
 2 at Tennessee Titans, Dec 12, 2021  
 ...1 more at 2.

**Special Teams Tackles** 1 at Baltimore Ravens, Oct 15, 2017

**Special Teams Fumble Recoveries** 1 vs. Atlanta Falcons, Sep 10, 2017

**2022 GAME-BY-GAME REGULAR-SEASON STATISTICS (JAGUARS)**

DATE	OPPONENT	P/S	TACKLES							INTERCEPTIONS						O. FUMB				ST		MISC		W/L	SCORE			
			TK	S	A	SK	YDS	TFL	YDS	QBH	NO	YDS	LG	TD	PD	FF	FR	TD	YDS	TK	S	A	FF			FR	S	A
09/11	at Commanders	S	3	1	2	0.0	0.0	0	0	0	0	0	0	0	0	1	0	0	0	0	0	0	0	0	0	0	L	22-28
09/18	Colts	S	3	3	0	1.0	8.0	2	12	2	0	0	0	0	0	0	0	0	0	0	0	0	0	0	0	0	W	24-0
09/25	at Chargers	S	1	1	0	0.0	0.0	0	0	0	0	0	0	0	0	0	0	0	0	0	0	0	0	0	0	W	38-10	
10/02	at Eagles	S	9	3	6	0.0	0.0	1	1	0	0	0	0	0	0	0	0	0	0	0	0	0	0	0	0	L	21-29	
10/09	Texans	S	1	1	0	0.0	0.0	0	0	0	0	0	0	0	0	0	0	0	0	0	0	0	0	0	0	L	6-13	
10/16	at Colts	S	2	0	2	0.0	0.0	0	0	1	0	0	0	0	1	0	0	0	0	0	0	0	0	0	0	L	27-34	
10/23	Giants	S	2	2	0	0.0	0.0	1	4	1	0	0	0	0	0	0	0	0	0	0	0	0	0	0	0	L	17-23	
10/30	Broncos	S	4	3	1	0.0	0.0	0	0	0	0	0	0	0	0	0	0	0	0	0	0	0	0	0	0	L	17-21	
11/06	Raiders	S	2	2	0	0.0	0.0	1	3	0	0	0	0	0	0	0	0	0	0	0	0	0	0	0	0	W	27-20	
<b>2022 TOTALS</b>		<b>9-9</b>	<b>27</b>	<b>16</b>	<b>11</b>	<b>1.0</b>	<b>8.0</b>	<b>5</b>	<b>20</b>	<b>4</b>	<b>0</b>	<b>0</b>	<b>0</b>	<b>0</b>	<b>2</b>	<b>0</b>	<b>0</b>	<b>0</b>	<b>0</b>	<b>0</b>	<b>0</b>	<b>0</b>	<b>0</b>	<b>0</b>	<b>0</b>	<b>3-6</b>		

**2021 GAME-BY-GAME REGULAR-SEASON STATISTICS (JAGUARS)**

DATE	OPPONENT	P/S	TACKLES							INTERCEPTIONS						O. FUMB				ST		MISC		W/L	SCORE		
			TK	S	A	SK	YDS	TFL	YDS	QBH	NO	YDS	LG	TD	PD	FF	FR	TD	YDS	TK	S	A	FF			FR	S
09/12	at Texans	S	5	2	3	0.0	0.0	0	0	1	0	0	0	0	0	0	0	0	0	0	0	0	0	0	0	L	21-37
09/19	Broncos	S	2	2	0	0.0	0.0	0	0	0	0	0	0	0	0	0	0	0	0	0	0	0	0	0	0	L	13-23
09/26	Cardinals										INACTIVE															L	19-31
09/30	at Bengals										INACTIVE															L	21-24
10/10	Titans										INACTIVE															L	19-37
10/17	Dolphins	S	1	0	1	0.0	0.0	0	0	0	0	0	0	0	0	0	0	0	0	0	0	0	0	0	0	W	23-20
10/31	at Seahawks	P	1	0	1	0.0	0.0	0	0	0	0	0	0	0	0	0	0	0	0	0	0	0	0	0	0	L	7-31
11/07	Bills	S	2	2	0	0.0	0.0	0	0	0	0	0	0	0	0	0	0	0	0	0	0	0	0	0	0	W	9-6
11/14	at Colts	S	2	2	0	0.0	0.0	0	0	0	0	0	0	0	1	0	0	0	0	0	0	0	0	0	0	L	17-23
11/21	49ers	S	4	2	2	1.0	8.0	1	8	2	0	0	0	0	0	0	0	0	0	0	0	0	0	0	0	L	10-30
11/28	Falcons	S	2	2	0	1.0	7.0	1	7	1	0	0	0	0	0	0	0	0	0	0	0	0	0	0	0	L	14-21
12/05	at Rams	S	1	0	1	0.0	0.0	0	0	0	0	0	0	0	0	0	0	0	0	0	0	0	0	0	0	L	7-37
12/12	at Titans	S	5	4	1	1.0	8.0	2	8	2	0	0	0	0	0	0	0	0	0	0	0	0	0	0	0	L	0-20
12/19	Texans	S	5	2	3	0.0	0.0	0	0	0	0	0	0	0	0	0	0	0	0	0	0	0	0	0	0	L	16-30
12/26	at Jets	S	4	1	3	0.0	0.0	0	0	0	0	0	0	0	1	0	0	0	0	0	0	0	0	0	0	L	21-26
01/02	at Patriots	S	3	2	1	0.0	0.0	0	0	0	0	0	0	0	0	0	0	0	0	0	0	0	0	0	0	L	10-50
01/09	Colts	S	0	0	0	0.0	0.0	0	0	3	0	0	0	0	0	0	0	0	0	0	0	0	0	0	0	W	26-11
<b>2021 TOTALS</b>		<b>14-13</b>	<b>37</b>	<b>21</b>	<b>16</b>	<b>3.0</b>	<b>23.0</b>	<b>4</b>	<b>23</b>	<b>9</b>	<b>0</b>	<b>0</b>	<b>0</b>	<b>0</b>	<b>2</b>	<b>0</b>	<b>0</b>	<b>0</b>	<b>0</b>	<b>0</b>	<b>0</b>	<b>0</b>	<b>0</b>	<b>0</b>	<b>0</b>	<b>3-14</b>	





# CAM ROBINSON | 74

POSITION: OFFENSIVE LINEMAN


HT: 6-6 | WT: 335 | DOB: 10-9-1995

COLLEGE: ALABAMA

HOMETOWN: WEST MONROE, LA.

ACQ: D2-'17

EXP: 6th YEAR

 @crobinson\_68

 @\_cro68

## KEY TRANSACTIONS

- Originally drafted by Jacksonville in the second round (34th overall) of the 2017 draft on choice obtained from Seattle for Jaguars' second-round (35th) and sixth-round (187th overall) picks
- Jacksonville placed the franchise tag on Robinson on 3/9/21
- Reached a contract extension with Jacksonville on 6/13/22

## PRO

### 2022 (Jaguars)

- **11/6 vs. L.V.:** Started at left tackle and played all 69 offensive snaps
- **10/30 vs. DEN:** Started at left tackle and played all 72 offensive snaps
- **10/23 vs. NYG:** Started at left tackle and played 66 offensive snaps... Briefly left the game with a shoulder injury but returned to finish the game
- **10/16 at IND:** Started at left tackle and played all 63 offensive snaps
- **10/9 vs. HOU:** Started at left tackle and played all 75 offensive snaps and one special team snap
- **10/2 at PHI:** Started at left tackle and played all 47 offensive snaps
- **9/25 at LAC:** Started at left tackle and played in 75 offensive snaps and two special teams snaps
- **9/18 vs. IND:** Started at left tackle and played all 71 offensive snaps
- **9/11 at WAS:** Started at left tackle and played all 70 offensive and five special teams snaps

### 2021 (Jaguars)

- Started 14 games at left tackle
- **12/26 at NYJ:** Started at left tackle and played all 73 offensive snaps
- **11/28 vs. ATL:** Started at left tackle and played all 73 offensive snaps
- **10/10 vs. TEN:** Started at left tackle and helped RB James Robinson rush for a career-high 149 yards
- **9/26 vs. ARI:** Started at left tackle and helped the offense rush for 159 yards on 29 attempts... Briefly left the game with a shoulder injury but returned to finish the contest

### 2020 (Jaguars)

- Started all 16 games in which he appeared at left tackle... Part of an offensive line that helped rookie RB James Robinson tally the most scrimmage yards (1,414) and the second-most rushing yards (1,070) by an undrafted rookie in NFL history
- **9/20 at TEN:** Started at left tackle and helped the team rush for 165 yards

### 2019 (Jaguars)

- Saw action and started in 14 games at left tackle after missing the first two weeks of the season with a knee injury... Part of an offensive line that helped RB Leonard Fournette gain 1,674 yards from scrimmage... Fournette became the only Jaguars player since 2011 to post at least 1,500 scrimmage yards in a single season... Winner of the 2019 Ed Block Courage Award
- **9/29 at DEN:** Started and aided in RB Leonard Fournette's career-high 225 yards rushing and an average of 7.1 yards per carry... The team finished with 269 total net rushing yards, the second-most in franchise history
- **10/6 at CAR:** Started at left tackle, helping RB Leonard Fournette eclipse the 100-yard mark in back-to-back games for the first time since Fournette's rookie season in 2017

### 2018 (Jaguars)

- Started in the first two games of the season before having his 2018 campaign end early due to a knee injury

### 2017 (Jaguars)

- Part of an offensive line that helped the team lead the league in rushing for the first time in franchise history and allowed a franchise-low 24 sacks
- **9/10 at HOU:** Made his NFL debut and started at left tackle and helped pave the way for the team to rush for 155 yards... Did not allow a sack
- **1/14 at PIT:** Started and helped the team rush for 164 yards and did not allow a sack

## COLLEGE

- Started all 43 games at left tackle during his three seasons in Tuscaloosa
- Paved the way for 28 100-yard rushing performances
- Unanimous All-American and Outland Trophy winner, given annually to the nation's top interior lineman on offense or defense, in 2015
- Named First-Team All-SEC by both the conference coaches and the Associated Press
- Earned Freshman All-American honors by Sporting News and the Football Writers Association of America

## PERSONAL

- Played at West Monroe (Louisiana) High School for Head Coach Jerry Arledge
- First-Team All-USA selection by the USA Today
- Rated as the No. 2 player in the nation by Scout.com
- ESPN rated him the No. 1 offensive tackle, No. 2 player in the state and No. 2 prospect in the ESPN 300



**CAM ROBINSON'S NFL REGULAR SEASON STATISTICS**

DATE	TEAM	GP	GS
2017	Jaguars	15	15
2018	Jaguars	2	2
2019	Jaguars	14	14
2020	Jaguars	16	16
2021	Jaguars	14	14
2022	Jaguars	9	9
<b>NFL TOTALS</b>		<b>70</b>	<b>70</b>

**CAM ROBINSON'S NFL POSTSEASON STATISTICS**

DATE	TEAM	GP	GS
2017	Jaguars	3	3
<b>NFL TOTALS</b>		<b>3</b>	<b>3</b>

**2022 GAME-BY-GAME REGULAR-SEASON STATISTICS (JAGUARS)**

DATE	OPPONENT	P/S	W/L	SCORE
09/11	at Commanders	S	L	22-28
09/18	Colts	S	W	24-0
09/25	at Chargers	S	W	38-10
10/02	at Eagles	S	L	21-29
10/09	Texans	S	L	6-13
10/16	at Colts	S	L	27-34
10/23	Giants	S	L	17-23
10/30	Broncos	S	L	17-21
11/06	Raiders	S	W	27-20
<b>2022 TOTALS</b>		<b>9-9</b>	<b>3-6</b>	

**2021 GAME-BY-GAME REGULAR-SEASON STATISTICS (JAGUARS)**

DATE	OPPONENT	P/S	W/L	SCORE
09/12	at Texans	S	L	21-37
09/19	Broncos	S	L	13-23
09/26	Cardinals	S	L	19-31
09/30	at Bengals	S	L	21-24
10/10	Titans	S	L	19-37
10/17	Dolphins	S	W	23-20
10/31	at Seahawks	S	L	7-31
11/07	Bills		W	9-6
11/14	at Colts	S	L	17-23
11/21	49ers	S	L	10-30
11/28	Falcons	S	L	14-21
12/05	at Rams	S	L	7-37
12/12	at Titans	S	L	0-20
12/19	Texans	S	L	16-30
12/26	at Jets	S	L	21-26
01/02	at Patriots		L	10-50
01/09	Colts		W	26-11
<b>2021 TOTALS</b>		<b>14-14</b>	<b>3-14</b>	





# BRANDON SCHERFF | 68

POSITION: OFFENSIVE LINEMAN


HT: 6-5 | WT: 315 | DOB: 12-26-1991

COLLEGE: IOWA

HOMETOWN: DENISON, IOWA

ACQ: UFA (WAS)-'22

EXP: 8th YEAR



## KEY TRANSACTIONS

- Originally drafted by Washington in the first round (5th overall) in the 2015 draft
- Signed by Jacksonville as an unrestricted free agent on 3/16/22

## PRO

### 2022 (Jaguars)

- Voted a captain for the 2022 season
- **11/6 vs. L.V.:** Started at right guard and played all 69 offensive snaps
- **10/30 vs. DEN:** Started at right guard and played all 72 offensive snaps
- **10/23 vs. NYG:** Started at right guard and played 65 offensive snaps
- **10/16 at IND:** Started at right guard and saw action on 62 offensive snaps
- **10/9 vs. HOU:** Started at right guard and played all 75 offensive snaps
- **10/2 at PHI:** Started at right guard and played all 47 offensive snaps
- **9/25 at LAC:** Started at right guard and played 75 offensive snaps
- **9/18 vs. IND:** Started at right guard and played all 71 offensive snaps
- **9/11 at WAS:** Started at right guard and played in all 70 offensive snaps

### 2021 (Washington)

- Started in 11 games and only allowed 2.0 sacks
- Finished the 2021-22 season as the fourth-highest ranked guard according to PFF... He registered a 86.3 overall grade

### 2020 (Washington)

- Played and started in all 13 games he appeared in
- Named first-team All-Pro becoming the first Washington player to be named first-team All-Pro since punter Matt Turk in 1996
- Ranked 98th on the NFL Top 100 Players of 2021 list

### 2019 (Washington)

- Played and started in 11 games... Placed on injured reserve on [12/17].... Only gave up one and half sacks

### 2018 (Washington)

- Started in all eight games in which he appeared, allowing only one sack on the season

### 2017 (Washington)

- Started all 14 games in which he appeared, earning his second Pro Bowl selection

### 2016 (Washington)

- Earned first career Pro Bowl selection
- Started all 16 games at right guard, joining Chris Samuels (2000-01) and Jon Jansen (1999-2000) as the only Washington offensive linemen to open their careers by starting 16 games in each of their first two NFL seasons

### 2015 (Washington)

- Started all 16 regular season games and one postseason game played by the organization, earning PFWA All-Rookie honors
- Missed only one offensive snap on the year, exiting the field momentarily after losing his shoe... Became only the third rookie offensive lineman to start 16 games for Washington (Jon Jansen in 1999 and Chris Samuels in 2000)

## COLLEGE

- Played collegiately at Iowa from 2011-14, appearing in 43 games with 36 starts... In 2014, won the Outland Trophy, which is awarded annually to the nation's most outstanding interior lineman
- Started all 26 games over final two seasons at left tackle and had 36 career starts
- One of five seniors named to 2014 Leadership Group

## PERSONAL

- Played for Jaguars Offensive Line Coach Phil Rauscher in Washington from 2018-19... Rauscher was the assistant offensive line coach for Washington in 2018 and promoted to offensive line coach in 2019
- Played with Jaguars QB C.J. Beathard in college
- Attended Denison (Iowa) High School, where he was a five sport athlete, competing in football, basketball, baseball, tennis and track and field
- Has a wife, Jenni, and a 5-year old son, Easton and a daughter, Baylor
- Has two German shorthaired pointers dogs, Trigger and Rusty... Both also serve as hunting dogs
- Avid fisherman and hunter... Hunted in South Dakota in the 2021 offseason and has also went ice fishing
- Spends his offseason back home in Iowa



**BRANDON SCHERFF'S NFL REGULAR SEASON STATISTICS**

DATE	TEAM	GP	GS
2015	Redskins	16	16
2016	Redskins	16	16
2017	Redskins	14	14
2018	Redskins	8	8
2019	Redskins	11	11
2020	Football Team	13	13
2021	Football Team	11	11
2022	Jaguars	9	9
<b>NFL TOTALS</b>		<b>98</b>	<b>98</b>

**BRANDON SCHERFF'S NFL POSTSEASON STATISTICS**

DATE	TEAM	GP	GS
2015	Redskins	1	1
2020	Football Team	1	1
<b>NFL TOTALS</b>		<b>2</b>	<b>2</b>

**2022 GAME-BY-GAME REGULAR-SEASON STATISTICS (JAGUARS)**

DATE	OPPONENT	P/S	W/L	SCORE
09/11	at Commanders	S	L	22-28
09/18	Colts	S	W	24-0
09/25	at Chargers	S	W	38-10
10/02	at Eagles	S	L	21-29
10/09	Texans	S	L	6-13
10/16	at Colts	S	L	27-34
10/23	Giants	S	L	17-23
10/30	Broncos	S	L	17-21
11/06	Raiders	S	W	27-20
<b>2022 TOTALS</b>		<b>9-9</b>	<b>3-6</b>	

**2021 GAME-BY-GAME REGULAR-SEASON STATISTICS (FOOTBALL TEAM)**

DATE	OPPONENT	P/S	W/L	SCORE
09/12	Chargers	S	L	16-20
09/16	Giants	S	W	30-29
09/26	at Bills	S	L	21-43
10/03	at Falcons	S	W	34-30
10/10	Saints		L	22-33
10/17	Chiefs		L	13-31
10/24	at Packers		L	10-24
10/31	at Broncos		L	10-17
11/14	Buccaneers	S	W	29-19
11/21	at Panthers	S	W	27-21
11/29	Seahawks	S	W	17-15
12/05	at Raiders	S	W	17-15
12/12	Cowboys	S	L	20-27
12/21	at Eagles		L	17-27
12/26	at Cowboys		L	14-56
01/02	Eagles	S	L	16-20
01/09	at Giants	S	W	22-7
<b>2021 TOTALS</b>		<b>11-11</b>	<b>7-10</b>	





# TYLER SHATLEY | 69

POSITION: OFFENSIVE LINEMAN

HT: 6-3 | WT: 305 | DOB: 5-5-1991

COLLEGE: CLEMSON

HOMETOWN: ICARD, N.C.

ACQ: FA-'14

EXP: 9th YEAR

 @tyler\_shatley

 @tyler.shatley

## KEY TRANSACTIONS

- Originally signed by Jacksonville as an undrafted rookie on 5/12/14
- Re-signed with Jacksonville on 3/29/19

## PRO

### 2022 (Jaguars)

- **11/6 vs. L.V.:** Started at left guard and played all 69 offensive snaps and six special teams snaps
- **10/30 vs. DEN:** Started at left guard and played all 72 offensive snaps and three special teams snaps... Recorded one fumble recovery
- **10/23 vs. NYG:** Started at left guard and played all 71 offensive snaps
- **10/16 at IND:** Started at left guard and played all 63 offensive snaps and three special teams snaps
- **10/9 vs. HOU:** Replaced Ben Bartch at right guard after Bartch left the game with a knee injury in the second quarter... Also saw action on special teams
- **10/2 at PHI:** Saw action on special teams
- **9/25 at LAC:** Saw action on offense and special teams
- **9/18 vs. IND:** Saw action on special teams
- **9/11 at WAS:** Saw action on the offensive line

### 2021 (Jaguars)

- Appeared in 17 games and made eight starts
- **1/9 vs. IND:** Started at center and played all 68 offensive snaps
- **11/14 at IND:** Started at center and played all 66 offensive snaps
- **11/7 vs. BUF:** Started at center and played all 61 offensive snaps
- **10/31 at SEA:** Started at center and played all 76 offensive snaps
- **10/17 vs. MIA:** Started at center and played all 66 offensive snaps

### 2020 (Jaguars)

- Appeared in all 16 games, making 10 starts along the offensive line... Part of an offensive line that helped rookie RB James Robinson tally the most scrimmage yards (1,414) and the second-most rushing yards (1,070), by an undrafted rookie in NFL history
- **9/20 at TEN:** Saw action at center, replacing OL Brandon Linder after he left the game with a knee injury in the third quarter, and on special teams... Helped the team rush for 165 yards

### 2019 (Jaguars)

- Appeared in all 16 games, primarily assisting on special teams

### 2018 (Jaguars)

- Stepped in as the starting center after OL Brandon Linder was placed on injured reserve prior to Week 11

### 2017 (Jaguars)

- Part of an offensive line that helped the team lead the league in rushing for the first time in franchise history and allowed a franchise-low 24 sacks
- **11/5 vs. CIN:** Started at center and helped the team rush for 149 yards... Part of a unit that did not allow a sack for the third time this season

### 2016 (Jaguars)

- Made two starts at center and two at left guard while seeing action in all 16 games

### 2015 (Jaguars)

- Saw action in 13 games, primarily on special teams

### 2014 (Jaguars)

- Earned spot on opening day roster after joining club as a rookie free agent... Was inactive for 15 games

## COLLEGE

- Began his career as a fullback for the Tigers, before moving to the defensive line in 2010 and the offensive line in the spring of 2012
- Played in 51 games with 27 starts
- Started 25 games on offense over his final two seasons and registered 60 knockdowns on 1,776 snaps
- As a senior in 2013, was a team captain and earned Third-Team All-ACC honors
- As a junior in 2013, named a Strength & Conditioning All-American by the NSCA
- Graduated with a degree in civil engineering

## PERSONAL

- Attended East Burke (Icard, N.C.) High School where he was the No. 3 rated fullback in the nation by Tom Lemming



- Did not play on the offensive line in high school
- As a fullback, had 2,000 rushing yards and 31 TDs in his junior and senior seasons
- Also served as the team's punter and averaged 40.7 yards per punt
- Full name is Christian Tyler Shatley
- He and his wife, Natalie, have two sons, Boone and Deacon, and a daughter, Sutton
- Is an avid fisherman

#### TYLER SHATLEY'S NFL REGULAR SEASON STATISTICS

DATE	TEAM	GP	GS
2014	Jaguars	1	0
2015	Jaguars	13	0
2016	Jaguars	16	4
2017	Jaguars	16	4
2018	Jaguars	16	7
2019	Jaguars	16	0
2020	Jaguars	16	10
2021	Jaguars	17	8
2022	Jaguars	9	4
<b>NFL TOTALS</b>		<b>120</b>	<b>37</b>

#### TYLER SHATLEY'S NFL POSTSEASON STATISTICS

DATE	TEAM	GP	GS
2017	Jaguars	3	0
<b>NFL TOTALS</b>		<b>3</b>	<b>0</b>

#### 2022 GAME-BY-GAME REGULAR-SEASON STATISTICS (JAGUARS)

DATE	OPPONENT	P/S	W/L	SCORE
09/11	at Commanders	P	L	22-28
09/18	Colts	P	W	24-0
09/25	at Chargers	P	W	38-10
10/02	at Eagles	P	L	21-29
10/09	Texans	P	L	6-13
10/16	at Colts	S	L	27-34
10/23	Giants	S	L	17-23
10/30	Broncos	S	L	17-21
11/06	Raiders	S	W	27-20
<b>2022 TOTALS</b>		<b>9-4</b>	<b>3-6</b>	

#### 2021 GAME-BY-GAME REGULAR-SEASON STATISTICS (JAGUARS)

DATE	OPPONENT	P/S	W/L	SCORE
09/12	at Texans	P	L	21-37
09/19	Broncos	P	L	13-23
09/26	Cardinals	P	L	19-31
09/30	at Bengals	P	L	21-24
10/10	Titans	P	L	19-37
10/17	Dolphins	S	W	23-20
10/31	at Seahawks	S	L	7-31
11/07	Bills	S	W	9-6
11/14	at Colts	S	L	17-23
11/21	49ers	S	L	10-30
11/28	Falcons	P	L	14-21
12/05	at Rams	P	L	7-37
12/12	at Titans	S	L	0-20
12/19	Texans	P	L	16-30
12/26	at Jets	P	L	21-26
01/02	at Patriots	S	L	10-50
01/09	Colts	S	W	26-11
<b>2021 TOTALS</b>		<b>17-8</b>	<b>3-14</b>	





# DAWUANE SMOOT | 91

POSITION: DEFENSIVE LINEMAN

HT: 6-3 | WT: 275 | DOB: 3-2-1995

COLLEGE: ILLINOIS

HOMETOWN: GROVEPORT, OHIO

ACQ: D3-'17

EXP: 6th YEAR

 @Bigsmoot\_94

 @bigsmoot\_94

## KEY TRANSACTIONS

- Originally drafted by Jacksonville in the third round (68th overall) of the 2017 draft
- Re-signed by Jacksonville in February 2021

## PRO

### 2022 (Jaguars)

- **11/6 vs. L.V.:** Posted 2.0 sacks on 29 defensive snaps... Marked the sixth career multisack game of his career
- **10/30 vs. DEN:** Recorded three total tackles (one solo) including one tackle for loss, and 1.5 sack
- **10/23 vs. NYG:** Saw action on defense and recorded one tackle and one pass defended
- **10/16 at IND:** Saw action on defense
- **10/9 vs. HOU:** Saw action on defense and special teams and recorded one solo tackle
- **10/2 at PHI:** Recorded one tackle, one QB hit and 0.5 sack
- **9/25 at LAC:** Recorded two solo tackles, 1.0 sack for 11 yards, one QB hit, and one forced fumble
- **9/18 vs. IND:** Saw action on 14 defensive snaps
- **9/11 at WAS:** Saw action along the defensive line and posted one solo tackle

### 2021 (Jaguars)

- Appeared in 16 games making 10 starts... Recorded 36 total tackles (22 solo), 6.0 sacks and 16 QB hits
- **1/9 vs. IND:** Started at outside linebacker and finished the game with 1.0 sack and one pass defended
- **12/12 at TEN:** Started along the defensive line and posted two total tackles, including 1.0 sack and three QB hits
- **10/10 vs. TEN:** Sacked QB Ryan Tannehill for an 11-yard loss in the third quarter and finished the game with 1.5 sacks, marking the third multi-sack game of his career

### 2020 (Jaguars)

- Saw action in all 16 games, starting seven... Notched a career-best 25 tackles (21 solo) and led the team with 5.5 sacks... Also posted five tackles for loss and two forced fumbles
- **10/11 at HOU:** Earned his first career start at defensive end and collected two tackles, including 1.0 sack... One of his three pressures helped force CB Sidney Jones IV's second-quarter INT
- **12/20 at BAL:** Started at defensive end and tallied three solo tackles, 1.0 sack and one forced fumble

### 2019 (Jaguars)

- Appeared in all 16 games, amassing 17 tackles (12 solo), 6.0 sacks and one fumble recovery
- **9/19 vs. TEN:** Posted three tackles (two solo) including his first two career sacks
- **12/22 at ATL:** Saw action at defensive end and notched 1.0 sack
- **12/29 vs. IND:** Posted two tackles, 1.0 sack and one fumble recovery

### 2018 (Jaguars)

- **11/11 at IND:** Made his season debut and recorded one tackle
- **12/2 vs. IND:** Saw action on the defensive line, posting two tackles (one solo)

### 2017 (Jaguars)

- **9/10 at HOU:** Made his NFL debut and recorded one solo tackle
- **11/26 at ARI:** Recorded two solo tackles and two solo special teams tackles

## COLLEGE

- Finished his career with 24 straight starts
- Tied for sixth in Illinois history with 38.5 tackles for a loss and eighth with 16.5 career sacks
- Named team captain as a senior, starting all 12 games at defensive tackle and totaled 56 tackles, 15 for a loss, 10 QB pressures, 5.0 sacks, two forced fumbles and one pass defended
- Recorded 8.0 sacks in his junior year

## PERSONAL

- Attended Groveport Madison (Ohio) High School
- In his final two seasons, totaled 204 tackles, 24.0 sacks, five forced fumbles, four passes defended and one fumble recovery
- Earned defensive MVP at Madison his junior and senior years
- Has his own personal YouTube channel, 'Smoot TV', that chronicles his NFL journey on and off the field
- Received national media attention from various outlets after delivering his wife's baby, Ahlani, in his living room
- Does mixed martial arts training in the offseason





**DAWUANE SMOOT'S NFL REGULAR SEASON DEFENSIVE STATISTICS**

DATE	TEAM	GP	TACKLES								INTERCEPTIONS					O. FUMB					ST				MISC		
			GS	TK	S	A	TFL	YDS	SK	YDS	QBH	NO	YDS	LG	TD	PD	FF	FR	TD	YDS	TK	S	A	FF	FR	S	A
2017	Jaguars	16	0	15	11	4	2	1	0.0	0.0	5	0	0	0	0	0	0	0	0	5	3	2	0	0	0	0	
2018	Jaguars	8	0	4	3	1	1	1	0.0	0.0	3	0	0	0	0	0	0	0	0	0	0	0	0	0	0	0	
2019	Jaguars	16	0	17	12	5	6	32	6.0	32.0	7	0	0	0	0	0	1	0	0	0	0	0	0	0	0	0	
2020	Jaguars	16	7	25	21	4	5	23	5.5	23.0	17	0	0	0	0	2	0	0	0	0	0	0	0	0	0	0	
2021	Jaguars	16	10	36	22	14	7	48	6.0	48.5	16	0	0	0	3	1	0	0	0	0	0	0	0	0	0	0	
2022	Jaguars	9	0	11	7	4	3	18	5.0	34.5	8	0	0	0	1	1	0	0	0	0	0	0	0	0	0	0	
<b>NFL TOTALS</b>		<b>81</b>	<b>17</b>	<b>108</b>	<b>76</b>	<b>32</b>	<b>24</b>	<b>123</b>	<b>22.5</b>	<b>138.0</b>	<b>56</b>	<b>0</b>	<b>0</b>	<b>0</b>	<b>4</b>	<b>4</b>	<b>1</b>	<b>0</b>	<b>0</b>	<b>5</b>	<b>3</b>	<b>2</b>	<b>0</b>	<b>0</b>	<b>0</b>	<b>0</b>	

**DAWUANE SMOOT'S NFL POSTSEASON DEFENSIVE STATISTICS**

DATE	TEAM	GP	TACKLES								INTERCEPTIONS					O. FUMB					ST				MISC		
			GS	TK	S	A	TFL	YDS	SK	YDS	QBH	NO	YDS	LG	TD	PD	FF	FR	TD	YDS	TK	S	A	FF	FR	S	A
2017	Jaguars	3	0	0	0	0	0	0	0.0	0.0	2	0	0	0	0	0	0	0	0	1	1	0	0	0	0	0	0
<b>NFL TOTALS</b>		<b>3</b>	<b>0</b>	<b>0</b>	<b>0</b>	<b>0</b>	<b>0</b>	<b>0</b>	<b>0.0</b>	<b>0.0</b>	<b>2</b>	<b>0</b>	<b>0</b>	<b>0</b>	<b>0</b>	<b>0</b>	<b>0</b>	<b>0</b>	<b>0</b>	<b>1</b>	<b>1</b>	<b>0</b>	<b>0</b>	<b>0</b>	<b>0</b>	<b>0</b>	

**SINGLE-GAME HIGHS: DEFENSIVE**

<b>Total Tackles</b>	5 vs. Houston Texans, Dec 19, 2021 5 at Los Angeles Rams, Dec 05, 2021 ...1 more at 5.	<b>Forced Fumbles</b>	1 at Los Angeles Chargers, Sep 25, 2022 1 vs. Buffalo Bills, Nov 07, 2021 ...2 more at 1.
<b>Solo Tackles</b>	3 at New York Jets, Dec 26, 2021 3 at Los Angeles Rams, Dec 05, 2021 ...5 more at 3.	<b>Fumble Recoveries</b>	1 vs. Indianapolis Colts, Dec 29, 2019
<b>Sacks</b>	2.0 vs. Las Vegas Raiders, Nov 06, 2022 2.0 at Minnesota Vikings, Dec 06, 2020 ...1 more at 2.0.	<b>Tackles For Loss</b>	2 vs. Las Vegas Raiders, Nov 06, 2022 2 at Seattle Seahawks, Oct 31, 2021 ...2 more at 2.
<b>Passes Defensed</b>	1 vs. New York Giants, Oct 23, 2022 1 vs. Indianapolis Colts, Jan 09, 2022 ...2 more at 1.	<b>Special Teams Tackles</b>	2 at Arizona Cardinals, Nov 26, 2017 1 vs. Indianapolis Colts, Dec 03, 2017 ...2 more at 1.

**SINGLE-GAME HIGHS - POSTSEASON: DEFENSIVE**

<b>Special Teams Tackles</b>	1 at New England Patriots, Jan 21, 2018
------------------------------	---

**2022 GAME-BY-GAME REGULAR-SEASON STATISTICS (JAGUARS)**

DATE	OPPONENT	P/S	TACKLES								INTERCEPTIONS					O. FUMB					ST				MISC		
			TK	S	A	SK	YDS	TFL	YDS	QBH	NO	YDS	LG	TD	PD	FF	FR	TD	YDS	TK	S	A	FF	FR	S	A	W/L
09/11	at Commanders	P	1	1	0	0.0	0.0	0	0	1	0	0	0	0	0	0	0	0	0	0	0	0	0	0	0	L	22-28
09/18	Colts	P	0	0	0	0.0	0.0	0	0	0	0	0	0	0	0	0	0	0	0	0	0	0	0	0	0	W	24-0
09/25	at Chargers	P	2	2	0	1.0	11.0	0	0	1	0	0	0	0	0	1	0	0	0	0	0	0	0	0	0	W	38-10
10/02	at Eagles	P	1	0	1	0.5	1.5	0	0	1	0	0	0	0	0	0	0	0	0	0	0	0	0	0	0	L	21-29
10/09	Texans	P	1	1	0	0.0	0.0	0	0	0	0	0	0	0	0	0	0	0	0	0	0	0	0	0	0	L	6-13
10/16	at Colts	P	0	0	0	0.0	0.0	0	0	0	0	0	0	0	0	0	0	0	0	0	0	0	0	0	0	L	27-34
10/23	Giants	P	1	0	1	0.0	0.0	0	0	0	0	0	0	0	1	0	0	0	0	0	0	0	0	0	0	L	17-23
10/30	Broncos	P	3	1	2	1.5	11.0	1	7	3	0	0	0	0	0	0	0	0	0	0	0	0	0	0	0	L	17-21
11/06	Raiders	P	2	2	0	2.0	11.0	2	11	2	0	0	0	0	0	0	0	0	0	0	0	0	0	0	0	W	27-20
<b>2022 TOTALS</b>		<b>9-0</b>	<b>11</b>	<b>7</b>	<b>4</b>	<b>5.0</b>	<b>34.5</b>	<b>3</b>	<b>18</b>	<b>8</b>	<b>0</b>	<b>0</b>	<b>0</b>	<b>0</b>	<b>1</b>	<b>1</b>	<b>0</b>	<b>0</b>	<b>0</b>	<b>0</b>	<b>0</b>	<b>0</b>	<b>0</b>	<b>0</b>	<b>0</b>	<b>3-6</b>	

**2021 GAME-BY-GAME REGULAR-SEASON STATISTICS (JAGUARS)**

DATE	OPPONENT	P/S	TACKLES								INTERCEPTIONS					O. FUMB					ST				MISC		
			TK	S	A	SK	YDS	TFL	YDS	QBH	NO	YDS	LG	TD	PD	FF	FR	TD	YDS	TK	S	A	FF	FR	S	A	W/L
09/12	at Texans	P	0	0	0	0.0	0.0	0	0	0	0	0	0	0	0	0	0	0	0	0	0	0	0	0	0	L	21-37
09/19	Broncos	S	1	0	1	0.0	0.0	0	0	2	0	0	0	0	0	0	0	0	0	0	0	0	0	0	0	L	13-23
09/26	Cardinals	P	2	2	0	0.0	0.0	0	0	0	0	0	0	1	0	0	0	0	0	0	0	0	0	0	0	L	19-31
09/30	at Bengals	S	0	0	0	0.0	0.0	0	0	1	0	0	0	0	0	0	0	0	0	0	0	0	0	0	0	L	21-24
10/10	Titans	P	3	2	1	1.5	11.0	1	11	3	0	0	0	0	0	0	0	0	0	0	0	0	0	0	0	L	19-37
10/17	Dolphins	S	2	0	2	0.0	0.0	0	0	1	0	0	0	0	0	0	0	0	0	0	0	0	0	0	0	W	23-20
10/31	at Seahawks	P	3	2	1	1.0	11.0	2	13	1	0	0	0	0	0	0	0	0	0	0	0	0	0	0	0	L	7-31
11/07	Bills	S	3	3	0	1.0	9.0	1	9	2	0	0	0	0	0	1	0	0	0	0	0	0	0	0	0	W	9-6
11/14	at Colts	S	5	3	2	0.0	0.0	0	0	0	0	0	0	0	0	0	0	0	0	0	0	0	0	0	0	L	17-23
11/21	49ers	P	0	0	0	0.0	0.0	0	0	0	0	0	0	0	0	0	0	0	0	0	0	0	0	0	0	L	10-30
11/28	Falcons	P	0	0	0	0.0	0.0	0	0	0	0	0	0	0	0	0	0	0	0	0	0	0	0	0	0	L	14-21
12/05	at Rams	S	5	3	2	0.5	2.5	0	0	1	0	0	0	0	1	0	0	0	0	0	0	0	0	0	0	L	7-37
12/12	at Titans	S	2	2	0	1.0	7.0	1	7	3	0	0	0	0	0	0	0	0	0	0	0	0	0	0	0	L	0-20
12/19	Texans	S	5	1	4	0.0	0.0	0	0	0	0	0	0	0	0	0	0	0	0	0	0	0	0	0	0	L	16-30
12/26	at Jets	S	4	3	1	0.0	0.0	1	0	1	0	0	0	0	0	0	0	0	0	0	0	0	0	0	0	L	21-26
01/02	at Patriots																									L	10-50
01/09	Colts																									W	26-11
<b>2021 TOTALS</b>		<b>15-9</b>	<b>35</b>	<b>21</b>	<b>14</b>	<b>5.0</b>	<b>40.5</b>	<b>6</b>	<b>40</b>	<b>15</b>	<b>0</b>	<b>0</b>	<b>0</b>	<b>0</b>	<b>2</b>	<b>1</b>	<b>0</b>	<b>0</b>	<b>0</b>	<b>0</b>	<b>0</b>	<b>0</b>	<b>0</b>	<b>0</b>	<b>0</b>	<b>3-14</b>	





# JAWAAN TAYLOR | 75

**POSITION:** OFFENSIVE LINEMAN


**HT:** 6-5 | **WT:** 330 | **DOB:** 11-25-1997

**COLLEGE:** FLORIDA

**HOMETOWN:** COCOA, FLA.

**ACQ:** D2-'19

**EXP:** 4th YEAR

 @jawaan\_taylor74

 @jawaan.

## KEY TRANSACTIONS

- Originally drafted by Jacksonville in the second round (35th overall) of the 2019 draft

## PRO

### 2022 (Jaguars)

- 11/6 vs. L.V.:** Started at right tackle and played all 69 offensive snaps and six special teams snaps
- 10/30 vs. DEN:** Started at right tackle and played all 72 offensive snaps and three special teams snaps
- 10/23 vs. NYG:** Started at right tackle and played all 71 offensive snaps
- 10/16 at IND:** Started at right tackle and played all 63 offensive snaps and three special teams snaps
- 10/9 vs. HOU:** Started at right tackle and played all 75 offensive snaps
- 10/2 at PHI:** Started at right tackle and played all 47 offensive snaps and three special teams snaps
- 9/25 at LAC:** Started at right tackle and played in 75 offensive snaps and two special teams snaps
- 9/18 vs. IND:** Started at right tackle and played all 71 offensive snaps and four special teams snaps
- 9/11 at WAS:** Started at right tackle and played 65 offensive and five special teams snaps

### 2021 (Jaguars)

- 12/19 vs. HOU:** Started at right tackle and played all 70 offensive snaps... Surpassed 3,000 consecutive snaps played
- 9/12 at HOU:** Started at right tackle and appeared in all 74 offensive snaps

### 2020 (Jaguars)

- Started all 16 games in which he appeared at right tackle... Part of an offensive line that helped rookie RB James Robinson tally the most scrimmage yards (1,414) and the second-most rushing yards (1,070) by an undrafted rookie in NFL history

### 2019 (Jaguars)

- Started in all 16 games, becoming the first Jaguars rookie on offense to start in all 16 games since OL Maurice Williams in 2001... Part of an offensive line that helped RB Leonard Fournette gain 1,674 yards from scrimmage... Fournette became the only Jaguars player since 2011 to post at least 1,500 scrimmage yards in a single season

## COLLEGE

- Did not miss a game in his three-year career for the Gators, playing in all 37 games with 35 starts (33 at right tackle, two at left tackle)
- Was part of a Gator offensive line in 2018 that allowed 18 sacks, the 20th-fewest in the NCAA and third-fewest in the SEC, garnering Second-Team All-SEC accolades from Athlon Sports
- Declared for the NFL Draft following his junior season

## PERSONAL

- Attended Cocoa (Fla.) High School
- Member of the 2015 Florida Class 4A First Team All-State
- As a senior, helped his team to a 10-3 record and reach the Class 4A State Semifinals
- Son of Robert and Wendy Taylor
- Learned to play the drums in church
- Avid fisherman and caught a 400 lb. goliath grouper while fishing in 2020

## JAWAAN TAYLOR'S NFL REGULAR SEASON STATISTICS

DATE	TEAM	GP	GS
2019	Jaguars	16	16
2020	Jaguars	16	16
2021	Jaguars	17	17
2022	Jaguars	9	9
<b>NFL TOTALS</b>		<b>58</b>	<b>58</b>



**2022 GAME-BY-GAME REGULAR-SEASON STATISTICS (JAGUARS)**

DATE	OPPONENT	P/S	W/L	SCORE
09/11	at Commanders	S	L	22-28
09/18	Colts	S	W	24-0
09/25	at Chargers	S	W	38-10
10/02	at Eagles	S	L	21-29
10/09	Texans	S	L	6-13
10/16	at Colts	S	L	27-34
10/23	Giants	S	L	17-23
10/30	Broncos	S	L	17-21
11/06	Raiders	S	W	27-20
<b>2022 TOTALS</b>		<b>9-9</b>	<b>3-6</b>	

**2021 GAME-BY-GAME REGULAR-SEASON STATISTICS (JAGUARS)**

DATE	OPPONENT	P/S	W/L	SCORE
09/12	at Texans	S	L	21-37
09/19	Broncos	S	L	13-23
09/26	Cardinals	S	L	19-31
09/30	at Bengals	S	L	21-24
10/10	Titans	S	L	19-37
10/17	Dolphins	S	W	23-20
10/31	at Seahawks	S	L	7-31
11/07	Bills	S	W	9-6
11/14	at Colts	S	L	17-23
11/21	49ers	S	L	10-30
11/28	Falcons	S	L	14-21
12/05	at Rams	S	L	7-37
12/12	at Titans	S	L	0-20
12/19	Texans	S	L	16-30
12/26	at Jets	S	L	21-26
01/02	at Patriots	S	L	10-50
01/09	Colts	S	W	26-11
<b>2021 TOTALS</b>		<b>17-17</b>	<b>3-14</b>	





# DANIEL THOMAS | 20

**POSITION:** SAFETY  
**HT:** 5-10 | **WT:** 215 | **DOB:** 7-1-1998  
**COLLEGE:** AUBURN  
**HOMETOWN:** MONTGOMERY, ALA.  
**ACQ:** D5A-'20  
**EXP:** 3rd YEAR

@gamechanger021  
 @daniel\_\_dt21

## KEY TRANSACTIONS

- Originally drafted by Jacksonville in the fifth round (157th overall) of the 2020 draft

## PRO

### 2022 (Jaguars)

- 11/6 vs. L.V.:** Saw action on 17 special teams snaps
- 10/30 vs. DEN:** Saw action on 20 special teams snaps and recorded one special teams tackle
- 10/23 vs. NYG:** Saw action on 13 special teams snaps
- 10/16 at IND:** Saw action on 17 special teams snaps and recorded one special teams tackle
- 10/9 vs. HOU:** Saw action on 15 special teams snaps
- 10/2 at PHI:** Saw action on 16 special teams snaps
- 9/25 at LAC:** Saw action on 16 special teams snaps and recorded one special teams solo tackle
- 9/18 vs. IND:** Inactive
- 9/11 at WAS:** Inactive

### 2021 (Jaguars)

- Appeared in 16 games and posted 24 tackles
- 1/9 vs. IND:** Started at safety and recorded four total tackles
- 1/2 at N.E.:** Started at safety and posted eight total tackles (five solo)
- 12/26 at NYJ:** Saw action on defense and special teams and recorded six total tackles (three solo)
- 9/19 vs. DEN:** Saw action in 15 special teams snaps

### 2020 (Jaguars)

- Appeared in nine games, making one start, before being placed on the reserve/injured list on Nov. 24 with an arm injury... Season totals include 15 tackles (13 solo), three special teams tackles, two passes defended and one INT... Also blocked a punt and returned it for a TD in Week 7 vs. LAC, becoming the first Jaguars player to score on a blocked punt since CB Mike Harris in 2012
- 9/13 vs. IND:** Saw action on special teams in his NFL debut and made one special teams tackle
- 10/25 at LAC:** Saw action at safety, posting one tackle, and on special teams, blocking a punt and returning it 16 yards for a third-quarter TD
- 11/22 vs. PIT:** Made his second consecutive start, recording his first career interception off a pass from QB Ben Roethlisberger before exiting the game early with an arm injury

## COLLEGE

- Played 51 games at Auburn during his four-year career, amassing 199 tackles (124 solo), 13 passes defended, 9.0 tackles for loss, five INTs, three forced fumbles and two fumble recoveries
- Two-year starter at safety who was also a team captain during his senior campaign in 2019

## PERSONAL

- Attended Robert E. Lee (Alabama) High School, where he recorded 87 tackles, seven INTs, five tackles for loss, three punt return TDs and two INT returns for a TD
- Also played basketball, track and tennis
- Son of Regina and Stanley Thomas
- Has three brothers: Davy, Mario and Joshua
- Received the 2019 Hard-Fighting Soldier Award for his leadership in Fellowship of Christian Athletes amid adversity

## DANIEL THOMAS' NFL REGULAR SEASON DEFENSIVE STATISTICS

DATE	TEAM	GP	TACKLES							INTERCEPTIONS							O. FUMB					ST					MISC		
			GS	TK	S	A	TFL	YDS	SK	YDS	QBH	NO	YDS	LG	TD	PD	FF	FR	TD	YDS	TK	S	A	FF	FR	S	A		
2020	Jaguars	10	2	15	13	2	0	0	0.0	0.0	0	1	53	53	0	2	0	0	0	0	0	0	3	3	0	0	0	0	0
2021	Jaguars	16	2	24	16	8	0	0	0.0	0.0	0	0	0	0	0	0	0	0	0	0	0	3	1	2	0	0	0	0	
2022	Jaguars	7	0	0	0	0	0	0	0.0	0.0	0	0	0	0	0	0	0	0	0	0	0	4	2	2	0	0	0	0	
<b>NFL TOTALS</b>		<b>33</b>	<b>4</b>	<b>39</b>	<b>29</b>	<b>10</b>	<b>0</b>	<b>0</b>	<b>0.0</b>	<b>0.0</b>	<b>0</b>	<b>1</b>	<b>53</b>	<b>53</b>	<b>0</b>	<b>2</b>	<b>0</b>	<b>0</b>	<b>0</b>	<b>0</b>	<b>0</b>	<b>10</b>	<b>6</b>	<b>4</b>	<b>0</b>	<b>0</b>	<b>0</b>	<b>0</b>	



**SINGLE-GAME HIGHS: DEFENSIVE**

**Total Tackles** 8 at New England Patriots, Jan 02, 2022  
7 at Green Bay Packers, Nov 15, 2020  
...1 more at 7.

**Solo Tackles** 7 at Houston Texans, Oct 11, 2020  
5 at New England Patriots, Jan 02, 2022  
...1 more at 5.

**Passes Defensed** 2 vs. Pittsburgh Steelers, Nov 22, 2020

**Interceptions** 1 vs. Pittsburgh Steelers, Nov 22, 2020  
**Interception Return Yards** 53 vs. Pittsburgh Steelers, Nov 22, 2020  
**Special Teams Tackles** 2 at Cincinnati Bengals, Sep 30, 2021  
1 vs. Houston Texans, Oct 09, 2022  
...5 more at 1.

**2022 GAME-BY-GAME REGULAR-SEASON STATISTICS (JAGUARS)**

DATE	OPPONENT	P/S	TACKLES							INTERCEPTIONS					O. FUMB				ST				MISC		W/L	SCORE		
			TK	S	A	SK	YDS	TFL	YDS	QBH	NO	YDS	LG	TD	PD	FF	FR	TD	YDS	TK	S	A	FF	FR			S	A
09/11	at Commanders		INACTIVE																				L	22-28				
09/18	Colts		INACTIVE																				W	24-0				
09/25	at Chargers	P	0	0	0	0.0	0.0	0	0	0	0	0	0	0	0	0	0	0	1	1	0	0	0	0	0	0	W	38-10
10/02	at Eagles	P	0	0	0	0.0	0.0	0	0	0	0	0	0	0	0	0	0	0	0	0	0	0	0	0	0	0	L	21-29
10/09	Texans	P	0	0	0	0.0	0.0	0	0	0	0	0	0	0	0	0	0	0	1	0	1	0	0	0	0	0	L	6-13
10/16	at Colts	P	0	0	0	0.0	0.0	0	0	0	0	0	0	0	0	0	0	0	1	1	0	0	0	0	0	0	L	27-34
10/23	Giants	P	0	0	0	0.0	0.0	0	0	0	0	0	0	0	0	0	0	0	0	0	0	0	0	0	0	0	L	17-23
10/30	Broncos	P	0	0	0	0.0	0.0	0	0	0	0	0	0	0	0	0	0	0	1	0	1	0	0	0	0	0	L	17-21
11/06	Raiders	P	0	0	0	0.0	0.0	0	0	0	0	0	0	0	0	0	0	0	0	0	0	0	0	0	0	0	W	27-20
<b>2022 TOTALS</b>			<b>7-0</b>	<b>0</b>	<b>0</b>	<b>0</b>	<b>0.0</b>	<b>0.0</b>	<b>0</b>	<b>0</b>	<b>0</b>	<b>0</b>	<b>0</b>	<b>0</b>	<b>0</b>	<b>0</b>	<b>0</b>	<b>0</b>	<b>4</b>	<b>2</b>	<b>2</b>	<b>0</b>	<b>0</b>	<b>0</b>	<b>0</b>	<b>0</b>	<b>3-6</b>	

**2021 GAME-BY-GAME REGULAR-SEASON STATISTICS (JAGUARS)**

DATE	OPPONENT	P/S	TACKLES							INTERCEPTIONS					O. FUMB				ST				MISC		W/L	SCORE		
			TK	S	A	SK	YDS	TFL	YDS	QBH	NO	YDS	LG	TD	PD	FF	FR	TD	YDS	TK	S	A	FF	FR			S	A
09/12	at Texans		INACTIVE																				L	21-37				
09/19	Broncos	P	0	0	0	0.0	0.0	0	0	0	0	0	0	0	0	0	0	0	0	0	0	0	0	0	0	0	L	13-23
09/26	Cardinals	P	0	0	0	0.0	0.0	0	0	0	0	0	0	0	0	0	0	0	0	0	0	0	0	0	0	0	L	19-31
09/30	at Bengals	P	0	0	0	0.0	0.0	0	0	0	0	0	0	0	0	0	0	0	2	0	2	0	0	0	0	0	L	21-24
10/10	Titans	P	0	0	0	0.0	0.0	0	0	0	0	0	0	0	0	0	0	0	0	0	0	0	0	0	0	0	L	19-37
10/17	Dolphins	P	0	0	0	0.0	0.0	0	0	0	0	0	0	0	0	0	0	0	0	0	0	0	0	0	0	0	W	23-20
10/31	at Seahawks	P	0	0	0	0.0	0.0	0	0	0	0	0	0	0	0	0	0	0	0	0	0	0	0	0	0	0	L	7-31
11/07	Bills	P	0	0	0	0.0	0.0	0	0	0	0	0	0	0	0	0	0	0	0	0	0	0	0	0	0	0	W	9-6
11/14	at Colts	P	0	0	0	0.0	0.0	0	0	0	0	0	0	0	0	0	0	0	0	0	0	0	0	0	0	0	L	17-23
11/21	49ers	P	4	2	2	0.0	0.0	0	0	0	0	0	0	0	0	0	0	0	0	0	0	0	0	0	0	0	L	10-30
11/28	Falcons	P	0	0	0	0.0	0.0	0	0	0	0	0	0	0	0	0	0	0	0	0	0	0	0	0	0	0	L	14-21
12/05	at Rams	P	0	0	0	0.0	0.0	0	0	0	0	0	0	0	0	0	0	0	0	0	0	0	0	0	0	0	L	7-37
12/12	at Titans	P	0	0	0	0.0	0.0	0	0	0	0	0	0	0	0	0	0	0	0	0	0	0	0	0	0	0	L	0-20
12/19	Texans	P	2	1	1	0.0	0.0	0	0	0	0	0	0	0	0	0	0	0	1	1	0	0	0	0	0	0	L	16-30
12/26	at Jets	P	6	4	2	0.0	0.0	0	0	0	0	0	0	0	0	0	0	0	0	0	0	0	0	0	0	0	L	21-26
01/02	at Patriots	S	8	5	3	0.0	0.0	0	0	0	0	0	0	0	0	0	0	0	0	0	0	0	0	0	0	0	L	10-50
01/09	Colts	S	4	4	0	0.0	0.0	0	0	0	0	0	0	0	0	0	0	0	0	0	0	0	0	0	0	0	W	26-11
<b>2021 TOTALS</b>			<b>16-2</b>	<b>24</b>	<b>16</b>	<b>8</b>	<b>0.0</b>	<b>0.0</b>	<b>0</b>	<b>0</b>	<b>0</b>	<b>0</b>	<b>0</b>	<b>0</b>	<b>0</b>	<b>0</b>	<b>0</b>	<b>0</b>	<b>3</b>	<b>1</b>	<b>2</b>	<b>0</b>	<b>0</b>	<b>0</b>	<b>0</b>	<b>3-14</b>		





# COLE VAN LANEN | 70

**POSITION:** OFFENSIVE LINEMAN  
**HT:** 6-5 | **WT:** 312 | **DOB:** 4-23-1998  
**COLLEGE:** WISCONSIN  
**HOMETOWN:** GREEN BAY, WIS.  
**ACQ:** T (G.B.)-'22  
**EXP:** 2nd YEAR

## KEY TRANSACTIONS

- Originally selected by Green Bay in the sixth round (214th overall) of the 2021 Draft
- Traded to Jacksonville on 8/23/22

## PRO

### 2022 (Jaguars)

- 11/6 vs. L.V.:** Saw action on special teams
- 10/30 vs. DEN:** Saw action on special teams
- 10/23 vs. NYG:** Saw action at guard and on special teams
- 10/16 at IND:** Saw action at guard and on special teams
- 10/9 vs. HOU:** Saw action on special teams
- 10/2 at PHI:** Inactive (hamstring)
- 9/25 at LAC:** Saw action on special teams
- 9/18 vs. IND:** Saw action on special teams
- 9/11 at WAS:** Saw action at guard

### 2021 (Packers)

- Spent majority of the season on the practice squad... Appeared in one game

## COLLEGE

- Played in 45 games with 19 starts at left tackle in his four seasons with the Badgers, with 18 of those starts coming over his final two seasons
- Earned first-team All-Big Ten honors as a senior in 2020.
- Helped the Badgers rank in the top 15 in the country in rushing in both 2018 (273.4 ypg, No. 6) and 2019 (233.1 ypg, No. 15) as RB Jonathan Taylor posted back-to-back 2,000-yard rushing seasons.
- Received second-team All-Big Ten recognition from the coaches and media as a junior in 2019

## PERSONAL

- Swept discus and shot put titles at 2015 Wisconsin Division 1 state meet as a junior
- Invited to 2016 U.S. Army All-American Bowl
- Earned his degree in personal finance
- Father, Thomas, won the Wisconsin Division 2 state titles in discus and shot put for West De Pere (Wis.) High School in 1994

### COLE VAN LANEN'S NFL REGULAR SEASON STATISTICS

DATE	TEAM	GP	GS
2021	Packers	1	0
2022	Jaguars	8	0
<b>NFL TOTALS</b>		<b>9</b>	<b>0</b>

### COLE VAN LANEN'S NFL POSTSEASON STATISTICS

DATE	TEAM	GP	GS
2021	Packers	0	0
<b>NFL TOTALS</b>		<b>0</b>	<b>0</b>

### 2022 GAME-BY-GAME REGULAR-SEASON STATISTICS (JAGUARS)

DATE	OPPONENT	P/S	W/L	SCORE
09/11	at Commanders	P	L	22-28
09/18	Colts	P	W	24-0
09/25	at Chargers	P	W	38-10
10/02	at Eagles		L	21-29
10/09	Texans	P	L	6-13
10/16	at Colts	P	L	27-34
10/23	Giants	P	L	17-23
10/30	Broncos	P	L	17-21
11/06	Raiders	P	W	27-20
<b>2022 TOTALS</b>		<b>8-0</b>	<b>3-6</b>	



**2021 GAME-BY-GAME REGULAR-SEASON STATISTICS (PACKERS)**

DATE	OPPONENT	P/S		W/L	SCORE
09/12	at Saints		PRACTICE SQUAD	L	3-38
09/20	Lions		PRACTICE SQUAD	W	35-17
09/26	at 49ers		PRACTICE SQUAD	W	30-28
10/03	Steelers		PRACTICE SQUAD	W	27-17
10/10	at Bengals		PRACTICE SQUAD	W	25-22+
10/17	at Bears		PRACTICE SQUAD	W	24-14
10/24	Football Team		PRACTICE SQUAD	W	24-10
10/28	at Cardinals		PRACTICE SQUAD	W	24-21
11/07	at Chiefs		PRACTICE SQUAD	L	7-13
11/14	Seahawks		PRACTICE SQUAD	W	17-0
11/21	at Vikings		PRACTICE SQUAD	L	31-34
11/28	Rams		PRACTICE SQUAD	W	36-28
12/12	Bears		PRACTICE SQUAD	W	45-30
12/19	at Ravens		DID NOT PLAY (NON-INJURY)	W	31-30
12/25	Browns		DID NOT PLAY (NON-INJURY)	W	24-22
01/02	Vikings	P		W	37-10
01/09	at Lions		PRACTICE SQUAD	L	30-37
<b>2021 TOTALS</b>		<b>1-0</b>			<b>13-4</b>

+ - Overtime

**2021 GAME-BY-GAME POSTSEASON STATISTICS (PACKERS)**

DATE	OPPONENT	P/S		W/L	SCORE
01/22	49ers		PRACTICE SQUAD	L	10-13
<b>2021 TOTALS</b>		<b>0-0</b>			<b>0-1</b>





# TRAVON WALKER | 44

POSITION: OUTSIDE LINEBACKER

HT: 6-5 | WT: 272 | DOB: 12-18-2000

COLLEGE: GEORGIA

HOMETOWN: THOMASTON, GA.

ACQ: D1-'22

EXP: R

@44Ytw

ytw\_44

## KEY TRANSACTIONS

- Originally drafted by Jacksonville in the first round (first overall) in the 2022 draft

## PRO

### 2022 (Jaguars)

- 11/6 vs. L.V.:** Started at outside linebacker and posted two solo tackles
- 10/30 vs. DEN:** Started at outside linebacker and tied his season high with five tackles (one solo) and 0.5 sack
- 10/23 vs. NYG:** Started at outside linebacker and recorded five tackles (two solo) and recorded 1.0 sack
- 10/16 at IND:** Started at outside linebacker and recorded four tackles (one solo) and one QB hit
- 10/9 vs. HOU:** Started at outside linebacker and posted five tackles (three solo)
- 10/2 at PHI:** Started at outside linebacker and posted five tackles (three solo), including one tackle for loss
- 9/25 at LAC:** Started at outside linebacker and posted two tackles and one pass defended
- 9/18 vs. IND:** Started at outside linebacker and recorded two solo tackles and one quarterback hit
- 9/11 at WAS:** Started at outside linebacker and posted four tackles, including 1.0 sack, and one INT... Walker became the second player in franchise history (Kevin Hardy) to record at least 1.0 sack and one INT in their first career game... It's the first time a player has accomplished the feat in their NFL debut since 2018

## COLLEGE

- In 2021, Started at defensive tackle in all 15 games
- Finished with 37 total tackles, second among interior linemen and had 6.0 QB sacks, 7.5 tackles for loss, and a team-high 36 QB hurries
- Career-high seven QB pressures in CFP Championship Game vs. Alabama
- 2021 Pre-season third-team All-SEC, as voted by the league's 14 head coaches, as well as by attendees at SEC Media Days
- Freshman All-SEC Team, as voted by the league's 14 head coaches

## PERSONAL

- His full name is Yury Travon Walker
- Father, Stead Walker served in the Marine Corps
- Has two older sisters, Charmine and Nakeria
- Recipient of the Bill and Susan Robbins Family Football Scholarship
- Won back to back Class 4A state championships in basketball in high school
- His favorite athlete growing up was Kobe Bryant
- City officials proclaimed Jan. 18, 2022, Travon Walker Day in Walker's hometown, Thomaston, Ga.

### TRAVON WALKER'S NFL REGULAR SEASON DEFENSIVE STATISTICS

DATE	TEAM	GP	GS	TACKLES					INTERCEPTIONS					O. FUMB				ST				MISC						
				TK	S	A	TFL	YDS	SK	YDS	QBH	NO	YDS	LG	TD	PD	FF	FR	TD	YDS	TK	S	A	FF	FR	S	A	
2022	Jaguars	9	9	34	17	17	3	12	2.5	14.0	5	1	9	9	0	2	0	0	0	0	0	0	0	0	0	0	0	0
<b>NFL TOTALS</b>		<b>9</b>	<b>9</b>	<b>34</b>	<b>17</b>	<b>17</b>	<b>3</b>	<b>12</b>	<b>2.5</b>	<b>14.0</b>	<b>5</b>	<b>1</b>	<b>9</b>	<b>9</b>	<b>0</b>	<b>2</b>	<b>0</b>	<b>0</b>	<b>0</b>	<b>0</b>	<b>0</b>	<b>0</b>	<b>0</b>	<b>0</b>	<b>0</b>	<b>0</b>	<b>0</b>	

### SINGLE-GAME HIGHS: DEFENSIVE

<b>Total Tackles</b>	5 vs. Denver Broncos, Oct 30, 2022 5 vs. New York Giants, Oct 23, 2022 ...2 more at 5.	<b>Tackles For Loss</b>	1 vs. New York Giants, Oct 23, 2022 1 at Philadelphia Eagles, Oct 02, 2022 ...1 more at 1.
<b>Solo Tackles</b>	3 vs. Houston Texans, Oct 09, 2022 3 at Philadelphia Eagles, Oct 02, 2022 ...1 more at 3.	<b>Interceptions</b>	1 at Washington Commanders, Sep 11, 2022
<b>Sacks</b>	1.0 vs. New York Giants, Oct 23, 2022 1.0 at Washington Commanders, Sep 11, 2022	<b>Interception Return Yards</b>	9 at Washington Commanders, Sep 11, 2022
<b>Passes Defensed</b>	1 at Los Angeles Chargers, Sep 25, 2022 1 at Washington Commanders, Sep 11, 2022		





**2022 GAME-BY-GAME REGULAR-SEASON STATISTICS (JAGUARS)**

DATE	OPPONENT	P/S	TACKLES									INTERCEPTIONS					O. FUMB				ST				MISC		SCORE		
			TK	S	A	SK	YDS	TFL	YDS	QBH	NO	YDS	LG	TD	PD	FF	FR	TD	YDS	TK	S	A	FF	FR	S	A		W/L	
09/11	at Commanders	S	4	3	1	1.0	8.0	1	8	1	1	9	9	0	1	0	0	0	0	0	0	0	0	0	0	0	0	L	22-28
09/18	Colts	S	2	2	0	0.0	0.0	0	0	1	0	0	0	0	0	0	0	0	0	0	0	0	0	0	0	0	W	24-0	
09/25	at Chargers	S	2	0	2	0.0	0.0	0	0	0	0	0	0	0	1	0	0	0	0	0	0	0	0	0	0	0	W	38-10	
10/02	at Eagles	S	5	3	2	0.0	0.0	1	2	0	0	0	0	0	0	0	0	0	0	0	0	0	0	0	0	0	L	21-29	
10/09	Texans	S	5	3	2	0.0	0.0	0	0	0	0	0	0	0	0	0	0	0	0	0	0	0	0	0	0	0	L	6-13	
10/16	at Colts	S	4	1	3	0.0	0.0	0	0	1	0	0	0	0	0	0	0	0	0	0	0	0	0	0	0	0	L	27-34	
10/23	Giants	S	5	2	3	1.0	2.0	1	2	1	0	0	0	0	0	0	0	0	0	0	0	0	0	0	0	0	L	17-23	
10/30	Broncos	S	5	1	4	0.5	4.0	0	0	1	0	0	0	0	0	0	0	0	0	0	0	0	0	0	0	0	L	17-21	
11/06	Raiders	S	2	2	0	0.0	0.0	0	0	0	0	0	0	0	0	0	0	0	0	0	0	0	0	0	0	W	27-20		
<b>2022 TOTALS</b>		<b>9-9</b>	<b>34</b>	<b>17</b>	<b>17</b>	<b>2.5</b>	<b>14.0</b>	<b>3</b>	<b>12</b>	<b>5</b>	<b>1</b>	<b>9</b>	<b>9</b>	<b>0</b>	<b>2</b>	<b>0</b>	<b>0</b>	<b>0</b>	<b>0</b>	<b>0</b>	<b>0</b>	<b>0</b>	<b>0</b>	<b>0</b>	<b>0</b>	<b>0</b>	<b>0</b>	<b>3-6</b>	





# DARIOUS WILLIAMS | 31

**POSITION:** CORNERBACK  
**HT:** 5-9 | **WT:** 187 | **DOB:** 3-15-1993  
**COLLEGE:** ALABAMA-BIRMINGHAM  
**HOMETOWN:** JACKSONVILLE, FLA.  
**ACQ:** UFA (LAR)-'22  
**EXP:** 5th YEAR

@Dee\_Will2  
 @dwill\_222

## KEY TRANSACTIONS

- Originally signed as an undrafted rookie by Baltimore following the 2018 draft
- Claimed off of waivers by the Los Angeles Rams on 10/8/18
- Signed by Jacksonville as an unrestricted free agent on 3/16/22

## PRO

### 2022 (Jaguars)

- 11/6 vs. L.V.:** Started at cornerback and posted four tackles (three solo) and one pass defended... Saw action on special teams
- 10/30 vs. DEN:** Started at cornerback and saw action on special teams... Recorded three tackles and one pass defended
- 10/23 vs. NYG:** Started at cornerback and saw action on special teams... Recorded eight tackles (five solo) and three passes defended
- 10/16 at IND:** Saw action on at cornerback and on special teams and recorded two tackles (one solo)
- 10/9 vs. HOU:** Saw action at cornerback and on special teams and recorded one pass defended
- 10/2 at PHI:** Recorded one solo tackle and one pass defended... Saw action on special teams
- 9/25 at LAC:** Started at cornerback and posted four tackles (three solo) and two passes defended
- 9/18 vs. IND:** Saw action at cornerback and played in 33 defensive snaps, assisting on one tackle, and one special teams snap
- 9/11 at WAS:** Saw action at cornerback and played in 53 defensive and two special teams snaps

### 2021 (Rams)

- Appeared in 14 games (13 starts) and posted 71 total tackles, nine passes defended and one fumble recovery
- Won Super Bowl LVI with the Rams

### 2020 (Rams)

- Played in all 16 games (10 starts) and tallied 44 tackles, 14 passes defended and four INTs (including one pick-six)
- Finished tied for third in the NFC in interceptions (four) and was ranked the fourth-best cornerback in the league by PFF... Also led the team in interceptions (four) and passes defended (14) and registered a career-best 44 tackles

### 2019 (Rams)

- Played in four games with three starts and recorded 11 tackles, four passes defended and two INTs

### 2018 (Rams/Ravens)

- Saw action in four games

## COLLEGE

- Attended Alabama Birmingham and was named First Team All-America by Pro Football Focus...First Team All-Conference USA
- Started all 13 games at the cornerback position and led Conference USA and ranked fifth in the NCAA in passes defended with 20 (1.5/game) Earned first-team All-SEC honors as a return man and as an all-purpose player in both 2016 and 2017

## PERSONAL

- Son of Dexter and Renita Williams
- Has one brother, Dexter
- Majored in Communications and Nutrition
- Attended Creekside High School in Jacksonville

## DARIOUS WILLIAMS' NFL REGULAR SEASON DEFENSIVE STATISTICS

DATE	TEAM	GP	TACKLES					INTERCEPTIONS					O. FUMB					ST			MISC							
			GS	TK	S	A	TFL	YDS	SK	YDS	QBH	NO	YDS	LG	TD	PD	FF	FR	TD	YDS	TK	S	A	FF	FR	S	A	
2018	Ravens	3	0	0	0	0	0	0	0.0	0.0	0	0	0	0	0	0	0	0	0	0	0	0	0	0	0	0	0	0
Went from Baltimore to L.A. Rams.																												
2018	Rams	1	0	0	0	0	0	0	0.0	0.0	0	0	0	0	0	0	0	0	0	0	0	0	0	0	0	0	0	0
2018	TOTAL	4	0	0	0	0	0	0	0.0	0.0	0	0	0	0	0	0	0	0	0	0	0	0	0	0	0	0	0	0
2019	Rams	12	3	12	11	1	1	3	0.0	0.0	0	2	0	0	4	0	0	1	0	3	3	0	0	1	0	0	0	
2020	Rams	16	10	44	37	7	1	1	0.0	0.0	0	4	21	19	0	14	0	0	0	0	0	0	0	0	0	0	0	
2021	Rams	14	13	71	60	11	3	4	0.0	0.0	0	0	0	0	9	0	1	0	0	0	0	0	0	0	0	0	0	
2022	Jaguars	9	4	26	16	10	1	1	0.0	0.0	0	0	0	0	9	0	0	0	0	0	0	0	0	0	0	0	0	
<b>NFL TOTALS</b>		<b>55</b>	<b>30</b>	<b>153</b>	<b>124</b>	<b>29</b>	<b>6</b>	<b>9</b>	<b>0.0</b>	<b>0.0</b>	<b>0</b>	<b>6</b>	<b>21</b>	<b>19</b>	<b>0</b>	<b>36</b>	<b>0</b>	<b>1</b>	<b>1</b>	<b>0</b>	<b>3</b>	<b>3</b>	<b>0</b>	<b>0</b>	<b>1</b>	<b>0</b>	<b>0</b>	



**DARIOUS WILLIAMS' NFL POSTSEASON DEFENSIVE STATISTICS**

DATE	TEAM	GP	TACKLES							INTERCEPTIONS							O. FUMB				ST				MISC		
			GS	TK	S	A	TFL	YDS	SK	YDS	QBH	NO	YDS	LG	TD	PD	FF	FR	TD	YDS	TK	S	A	FF	FR	S	A
2018	Rams	0	0	0	0	0	0	0	0.0	0.0	0	0	0	0	0	0	0	0	0	0	0	0	0	0	0	0	0
2020	Rams	2	1	7	6	1	0	0	0.0	0.0	0	1	42	42t	1	2	0	0	0	0	0	0	0	0	0	0	0
2021	Rams	4	4	24	13	11	1	2	0.0	0.0	0	0	0	0	0	3	0	0	0	0	0	0	0	0	0	0	
<b>NFL TOTALS</b>		<b>6</b>	<b>5</b>	<b>31</b>	<b>19</b>	<b>12</b>	<b>1</b>	<b>2</b>	<b>0.0</b>	<b>0.0</b>	<b>0</b>	<b>1</b>	<b>42</b>	<b>42T</b>	<b>1</b>	<b>5</b>	<b>0</b>	<b>0</b>	<b>0</b>	<b>0</b>	<b>0</b>	<b>0</b>	<b>0</b>	<b>0</b>	<b>0</b>	<b>0</b>	

**SINGLE-GAME HIGHS: DEFENSIVE**

<b>Total Tackles</b>	8 vs. New York Giants, Oct 23, 2022 7 at Green Bay Packers, Nov 28, 2021 ...2 more at 7.	<b>Interceptions</b>	2 vs. Seattle Seahawks, Nov 15, 2020 1 vs. New York Giants, Oct 04, 2020 ...3 more at 1.
<b>Solo Tackles</b>	7 at Green Bay Packers, Nov 28, 2021 7 at Indianapolis Colts, Sep 19, 2021	<b>Interception Return Yards</b>	19 vs. Seattle Seahawks, Nov 15, 2020 2 vs. New York Giants, Oct 04, 2020
<b>Passes Defensed</b>	3 vs. New York Giants, Oct 23, 2022 3 at Arizona Cardinals, Dec 13, 2021 ...1 more at 3.	<b>Special Teams Tackles</b>	2 at Atlanta Falcons, Oct 20, 2019 1 at Cleveland Browns, Sep 22, 2019
<b>Fumble Recoveries</b>	1 at Baltimore Ravens, Jan 02, 2022	<b>Special Teams Fumble Recoveries</b>	1 at Atlanta Falcons, Oct 20, 2019
<b>Tackles For Loss</b>	1 at Washington Commanders, Sep 11, 2022 1 at Minnesota Vikings, Dec 26, 2021 ...4 more at 1.		

**SINGLE-GAME HIGHS - POSTSEASON: DEFENSIVE**

<b>Total Tackles</b>	8 at Cincinnati Bengals, Feb 13, 2022 7 at Tampa Bay Buccaneers, Jan 23, 2022	<b>Tackles For Loss</b>	1 at Tampa Bay Buccaneers, Jan 23, 2022
<b>Solo Tackles</b>	5 at Tampa Bay Buccaneers, Jan 23, 2022 3 at Cincinnati Bengals, Feb 13, 2022 ...3 more at 3.	<b>Interceptions</b>	1 at Seattle Seahawks, Jan 09, 2021
<b>Passes Defensed</b>	1 at Cincinnati Bengals, Feb 13, 2022 1 vs. San Francisco 49ers, Jan 30, 2022 ...3 more at 1.	<b>Interception Return Yards</b>	42 at Seattle Seahawks, Jan 09, 2021

**2022 GAME-BY-GAME REGULAR-SEASON STATISTICS (JAGUARS)**

DATE	OPPONENT	P/S	TACKLES							INTERCEPTIONS							O. FUMB				ST				MISC			
			TK	S	A	SK	YDS	TFL	YDS	QBH	NO	YDS	LG	TD	PD	FF	FR	TD	YDS	TK	S	A	FF	FR	S	A	W/L	SCORE
09/11	at Commanders	P	3	3	0	0.0	0.0	1	1	0	0	0	0	0	0	0	0	0	0	0	0	0	0	0	0	0	L	22-28
09/18	Colts	P	1	0	1	0.0	0.0	0	0	0	0	0	0	0	0	0	0	0	0	0	0	0	0	0	0	W	24-0	
09/25	at Chargers	S	4	3	1	0.0	0.0	0	0	0	0	0	0	2	0	0	0	0	0	0	0	0	0	0	0	W	38-10	
10/02	at Eagles	P	1	1	0	0.0	0.0	0	0	0	0	0	0	1	0	0	0	0	0	0	0	0	0	0	0	L	21-29	
10/09	Texans	P	0	0	0	0.0	0.0	0	0	0	0	0	0	1	0	0	0	0	0	0	0	0	0	0	0	L	6-13	
10/16	at Colts	P	2	1	1	0.0	0.0	0	0	0	0	0	0	0	0	0	0	0	0	0	0	0	0	0	0	L	27-34	
10/23	Giants	S	8	5	3	0.0	0.0	0	0	0	0	0	0	3	0	0	0	0	0	0	0	0	0	0	0	L	17-23	
10/30	Broncos	S	3	0	3	0.0	0.0	0	0	0	0	0	0	1	0	0	0	0	0	0	0	0	0	0	0	L	17-21	
11/06	Raiders	S	4	3	1	0.0	0.0	0	0	0	0	0	0	1	0	0	0	0	0	0	0	0	0	0	0	W	27-20	
<b>2022 TOTALS</b>		<b>9-4</b>	<b>26</b>	<b>16</b>	<b>10</b>	<b>0.0</b>	<b>0.0</b>	<b>1</b>	<b>1</b>	<b>0</b>	<b>0</b>	<b>0</b>	<b>0</b>	<b>9</b>	<b>0</b>	<b>0</b>	<b>0</b>	<b>0</b>	<b>0</b>	<b>0</b>	<b>0</b>	<b>0</b>	<b>0</b>	<b>0</b>	<b>0</b>	<b>3-6</b>		

**2021 GAME-BY-GAME REGULAR-SEASON STATISTICS (RAMS)**

DATE	OPPONENT	P/S	TACKLES							INTERCEPTIONS							O. FUMB				ST				MISC		
			TK	S	A	SK	YDS	TFL	YDS	QBH	NO	YDS	LG	TD	PD	FF	FR	TD	YDS	TK	S	A	FF	FR	S	A	W/L
09/12	Bears	S	7	5	2	0.0	0.0	0	0	0	0	0	0	1	0	0	0	0	0	0	0	0	0	0	0	W	34-14
09/19	at Colts	S	7	7	0	0.0	0.0	0	0	0	0	0	0	1	0	0	0	0	0	0	0	0	0	0	0	W	27-24
09/26	Buccaneers	S	6	5	1	0.0	0.0	0	0	0	0	0	0	0	0	0	0	0	0	0	0	0	0	0	0	W	34-24
10/03	Cardinals	S	5	4	1	0.0	0.0	0	0	0	0	0	0	0	0	0	0	0	0	0	0	0	0	0	0	L	20-37
10/07	at Seahawks	S	4	3	1	0.0	0.0	0	0	0	0	0	0	0	0	0	0	0	0	0	0	0	0	0	0	W	26-17
10/17	at Giants																									W	38-11
10/24	Lions																									W	28-19
10/31	at Texans																									W	38-22
11/07	Titans																									L	16-28
11/15	at 49ers																									L	10-31
11/28	at Packers	S	7	7	0	0.0	0.0	0	0	0	0	0	0	1	0	0	0	0	0	0	0	0	0	0	0	L	28-36
12/05	Jaguars	S	4	4	0	0.0	0.0	1	2	0	0	0	0	1	0	0	0	0	0	0	0	0	0	0	0	W	37-7
12/13	at Cardinals	S	6	6	0	0.0	0.0	1	2	0	0	0	0	3	0	0	0	0	0	0	0	0	0	0	0	W	30-23
12/21	Seahawks	S	4	3	1	0.0	0.0	0	0	0	0	0	0	0	0	0	0	0	0	0	0	0	0	0	0	W	20-10
12/26	at Vikings	S	4	3	1	0.0	0.0	1	0	0	0	0	0	1	0	0	0	0	0	0	0	0	0	0	0	W	30-23
01/02	at Ravens	S	6	4	2	0.0	0.0	0	0	0	0	0	0	1	0	1	0	0	0	0	0	0	0	0	0	W	20-19
01/09	49ers	S	6	4	2	0.0	0.0	0	0	0	0	0	0	0	0	0	0	0	0	0	0	0	0	0	0	L	24-27+
<b>2021 TOTALS</b>		<b>12-12</b>	<b>66</b>	<b>55</b>	<b>11</b>	<b>0.0</b>	<b>0.0</b>	<b>3</b>	<b>4</b>	<b>0</b>	<b>0</b>	<b>0</b>	<b>0</b>	<b>9</b>	<b>0</b>	<b>1</b>	<b>0</b>	<b>0</b>	<b>0</b>	<b>0</b>	<b>0</b>	<b>0</b>	<b>0</b>	<b>0</b>	<b>0</b>	<b>12-5</b>	

+ - Overtime



**2021 GAME-BY-GAME POSTSEASON STATISTICS (RAMS)**

DATE	OPPONENT	P/S	TACKLES								INTERCEPTIONS					O. FUMB				ST				MISC		SCORE			
			TK	S	A	SK	YDS	TFL	YDS	QBH	NO	YDS	LG	TD	PD	FF	FR	TD	YDS	TK	S	A	FF	FR	S		A	W/L	
01/17	Cardinals	S	5	3	2	0.0	0.0	0	0	0	0	0	0	0	0	0	0	0	0	0	0	0	0	0	0	0	0	W	34-11
01/23	at Buccaneers	S	7	5	2	0.0	0.0	1	2	0	0	0	0	0	1	0	0	0	0	0	0	0	0	0	0	0	0	W	30-27
01/30	49ers	S	4	2	2	0.0	0.0	0	0	0	0	0	0	0	1	0	0	0	0	0	0	0	0	0	0	0	0	W	20-17
02/13	at Bengals	S	8	3	5	0.0	0.0	0	0	0	0	0	0	0	1	0	0	0	0	0	0	0	0	0	0	0	0	W	23-20
<b>2021 TOTALS</b>		<b>4-4</b>	<b>24</b>	<b>13</b>	<b>11</b>	<b>0.0</b>	<b>0.0</b>	<b>1</b>	<b>2</b>	<b>0</b>	<b>0</b>	<b>0</b>	<b>0</b>	<b>0</b>	<b>3</b>	<b>0</b>	<b>0</b>	<b>0</b>	<b>0</b>	<b>0</b>	<b>0</b>	<b>0</b>	<b>0</b>	<b>0</b>	<b>0</b>	<b>0</b>	<b>0</b>	<b>4-0</b>	





# ANDREW WINGARD | 42

POSITION: SAFETY  
 HT: 6-0 | WT: 200 | DOB: 12-5-1996  
 COLLEGE: WYOMING  
 HOMETOWN: ARVADA, COLO.  
 ACQ: FA-'19  
 EXP: 4th YEAR

@deweywingard

## KEY TRANSACTIONS

- Originally signed by Jacksonville as an undrafted rookie on 5/10/19

## PRO

### 2022 (Jaguars)

- 11/6 vs. L.V.:** Saw action at safety and on special teams... Replaced S Rayshawn Jenkins after he left the game with a head injury... Recorded one solo tackle and one special teams tackle
- 10/30 vs. DEN:** Saw action on defense and on 20 special teams snaps and recorded one special teams tackle
- 10/23 vs. NYG:** Saw action on 13 special teams snaps and recorded one special teams tackle
- 10/16 at IND:** Saw action on defense and special teams
- 10/9 vs. HOU:** Saw action on 15 special teams snaps and recorded one special teams tackle
- 10/2 at PHI:** Saw action on 16 special teams snaps and recorded two special teams tackles
- 9/25 at LAC:** Saw action on 16 special teams snaps
- 9/18 vs. IND:** Saw action on 16 special teams snaps
- 9/11 at WAS:** Saw action on special teams

### 2021 (Jaguars)

- Finished the season with 86 total tackles (56 solo), 1.0 sack and one interception in 15 games played (15 starts)
- 10/17 vs. MIA:** Started at safety and totaled seven tackles (five solo), including one tackle for loss
- 9/26 vs. ARI:** Started at safety and recorded seven total tackles (four solo), one interception and one pass defended... Recorded the third INT of his career when he intercepted QB Kyler Murray and returned it 22 yards in the third quarter
- 9/19 vs. DEN:** Started at safety and tallied a team-high eight tackles, including his second career sack

### 2020 (Jaguars)

- Saw action in 13 games, starting four... Tallied 42 tackles (30), five passes defended, two INTs and one fumble recovery... Also made eight stops on special teams
- 9/13 vs. IND:** Saw action at free safety, recording his first career INT in the fourth quarter, and on special teams, leading the team with two special teams stops
- 9/20 at TEN:** Started at free safety and posted a career-high nine tackles (seven solo)
- 11/29 vs. CLE:** Started at safety and tallied three tackles (one solo), one pass defended and his first-career fumble recovery, which he returned for 17 yards

### 2019 (Jaguars)

- Appeared in all 16 games, making two starts, while compiling 19 tackles (14 solo), 1.0 sack and one forced fumble... Led the team with 11 special teams tackles
- 9/8 vs. K.C.:** Made his NFL debut, seeing action at safety and on special teams and totaled one solo tackle and two special teams tackles
- 12/1 vs. T.B.:** Made his first career start at strong safety, recording six tackles (five solo), including a strip-sack, marking the first sack of his career

## COLLEGE

- Finished second in Wyoming school history with 454 tackles while adding 18 passes defended, 10 INTs and five forced fumbles
- Recorded 87 tackles (46 solo), three passes defended and two INTs as a senior in 2018, earning First-Team All-Mountain West honors
- Named First-Team All-Mountain West as a junior in 2017 after totaling 114 tackles and a career-high five INTs
- Recorded 131 total tackles in 2016, which ranked fourth in the FBS and first in the Mountain West
- Played in all 12 games (11 starts) as a freshman in 2015 and registered 122 total tackles
- His 6.9 solo tackles per game ranked No. 1 in the Mountain West and No. 4 in the NCAA

## PERSONAL

- Attended Ralston Valley (Arvada, Colo.) High School and rushed for 1,653 yards on 190 carries in his senior season
- Earned first-team all-state honors after totaling 2,702 all-purpose yards
- Father, Dan, was a punter at the University of Nebraska
- Avid skier and golfer

## ANDREW WINGARD'S NFL REGULAR SEASON DEFENSIVE STATISTICS

DATE	TEAM	GP	GS	TK	TACKLES				INTERCEPTIONS				O. FUMB				ST		MISC							
					S	A	TFL	YDS	SK	YDS	QBH	NO	YDS	LG	TD	PD	FF	FR	TD	YDS	TK	S	A	FF	FR	S
2019	Jaguars	16	2	19	14	5	0	0	1.0	3.0	2	0	0	0	0	1	0	0	0	11	8	3	0	0	0	0
2020	Jaguars	13	4	42	30	12	3	8	0.0	0.0	0	2	31	19	0	5	0	1	0	17	8	5	3	0	0	0
2021	Jaguars	15	15	86	56	30	2	2	1.0	1.0	1	1	23	23	0	1	0	0	0	0	2	1	1	0	0	0
2022	Jaguars	9	0	1	1	0	0	0	0.0	0.0	0	0	0	0	0	0	0	0	0	10	6	4	0	0	0	0
<b>NFL TOTALS</b>		<b>53</b>	<b>21</b>	<b>148</b>	<b>101</b>	<b>47</b>	<b>5</b>	<b>10</b>	<b>2.0</b>	<b>4.0</b>	<b>3</b>	<b>3</b>	<b>54</b>	<b>23</b>	<b>0</b>	<b>6</b>	<b>1</b>	<b>1</b>	<b>0</b>	<b>17</b>	<b>31</b>	<b>20</b>	<b>11</b>	<b>0</b>	<b>0</b>	<b>0</b>



**SINGLE-GAME HIGHS: DEFENSIVE**

<b>Total Tackles</b>	9 vs. Houston Texans, Dec 19, 2021 9 at Cincinnati Bengals, Oct 04, 2020 ...1 more at 9.	<b>Tackles For Loss</b>	3 at Indianapolis Colts, Jan 03, 2021 1 vs. Miami Dolphins, Oct 17, 2021 ...1 more at 1.
<b>Solo Tackles</b>	7 at Tennessee Titans, Sep 20, 2020 5 vs. Houston Texans, Dec 19, 2021 ...7 more at 5.	<b>Interceptions</b>	1 vs. Arizona Cardinals, Sep 26, 2021 1 at Indianapolis Colts, Jan 03, 2021 ...1 more at 1.
<b>Sacks</b>	1.0 vs. Denver Broncos, Sep 19, 2021 1.0 vs. Tampa Bay Buccaneers, Dec 01, 2019	<b>Interception Return Yards</b>	23 vs. Arizona Cardinals, Sep 26, 2021 19 at Indianapolis Colts, Jan 03, 2021
<b>Passes Defensed</b>	1 vs. Arizona Cardinals, Sep 26, 2021 1 at Indianapolis Colts, Jan 03, 2021 ...4 more at 1.	<b>Special Teams Tackles</b>	3 at Atlanta Falcons, Dec 22, 2019 2 vs. Las Vegas Raiders, Nov 06, 2022 ...5 more at 2.
<b>Forced Fumbles</b>	1 vs. Tampa Bay Buccaneers, Dec 01, 2019	<b>Longest Opponent's Fumble Return</b>	17 vs. Cleveland Browns, Nov 29, 2020
<b>Fumble Recoveries</b>	1 vs. Cleveland Browns, Nov 29, 2020		

**2022 GAME-BY-GAME REGULAR-SEASON STATISTICS (JAGUARS)**

DATE	OPPONENT	P/S	TACKLES							INTERCEPTIONS					O. FUMB				ST				MISC		W/L	SCORE				
			TK	S	A	SK	YDS	TFL	YDS	QBH	NO	YDS	LG	TD	PD	FF	FR	TD	YDS	TK	S	A	FF	FR			S	A		
09/11	at Commanders	P	0	0	0	0.0	0.0	0	0	0	0	0	0	0	0	0	0	0	0	0	0	0	0	0	0	0	L	22-28		
09/18	Colts	P	0	0	0	0.0	0.0	0	0	0	0	0	0	0	0	0	0	0	0	0	0	0	0	0	0	0	W	24-0		
09/25	at Chargers	P	0	0	0	0.0	0.0	0	0	0	0	0	0	0	0	0	0	0	0	0	0	0	0	0	0	0	W	38-10		
10/02	at Eagles	P	0	0	0	0.0	0.0	0	0	0	0	0	0	0	0	0	0	0	0	0	0	0	0	0	0	0	L	21-29		
10/09	Texans	P	0	0	0	0.0	0.0	0	0	0	0	0	0	0	0	0	0	0	0	0	0	0	0	0	0	0	L	6-13		
10/16	at Colts	P	0	0	0	0.0	0.0	0	0	0	0	0	0	0	0	0	0	0	0	0	0	0	0	0	0	0	L	27-34		
10/23	Giants	P	0	0	0	0.0	0.0	0	0	0	0	0	0	0	0	0	0	0	0	0	0	0	0	0	0	0	L	17-23		
10/30	Broncos	P	0	0	0	0.0	0.0	0	0	0	0	0	0	0	0	0	0	0	0	0	0	0	0	0	0	0	L	17-21		
11/06	Raiders	P	1	1	0	0.0	0.0	0	0	0	0	0	0	0	0	0	0	0	0	0	0	0	0	0	0	0	W	27-20		
<b>2022 TOTALS</b>		<b>9-0</b>	<b>1</b>	<b>1</b>	<b>0</b>	<b>0.0</b>	<b>0.0</b>	<b>0</b>	<b>0</b>	<b>0</b>	<b>0</b>	<b>0</b>	<b>0</b>	<b>0</b>	<b>0</b>	<b>0</b>	<b>0</b>	<b>0</b>	<b>0</b>	<b>0</b>	<b>0</b>	<b>0</b>	<b>0</b>	<b>0</b>	<b>0</b>	<b>0</b>	<b>0</b>	<b>0</b>	<b>0</b>	<b>3-6</b>

**2021 GAME-BY-GAME REGULAR-SEASON STATISTICS (JAGUARS)**

DATE	OPPONENT	P/S	TACKLES							INTERCEPTIONS					O. FUMB				ST				MISC		W/L	SCORE				
			TK	S	A	SK	YDS	TFL	YDS	QBH	NO	YDS	LG	TD	PD	FF	FR	TD	YDS	TK	S	A	FF	FR			S	A		
09/12	at Texans	S	5	4	1	0.0	0.0	0	0	0	0	0	0	0	0	0	0	0	0	0	0	0	0	0	0	0	L	21-37		
09/19	Broncos	S	8	5	3	1.0	1.0	1	1	1	0	0	0	0	0	0	0	0	0	0	0	0	0	0	0	0	L	13-23		
09/26	Cardinals	S	7	4	3	0.0	0.0	0	0	0	1	23	23	0	1	0	0	0	0	0	0	0	0	0	0	0	L	19-31		
09/30	at Bengals	S	6	4	2	0.0	0.0	0	0	0	0	0	0	0	0	0	0	0	0	0	0	0	0	0	0	0	L	21-24		
10/10	Titans	S	5	5	0	0.0	0.0	0	0	0	0	0	0	0	0	0	0	0	0	0	0	0	0	0	0	0	L	19-37		
10/17	Dolphins	S	7	5	2	0.0	0.0	1	1	0	0	0	0	0	0	0	0	0	0	0	0	0	0	0	0	0	W	23-20		
10/31	at Seahawks	S	2	0	2	0.0	0.0	0	0	0	0	0	0	0	0	0	0	0	0	0	0	0	0	0	0	0	L	7-31		
11/07	Bills	S	2	2	0	0.0	0.0	0	0	0	0	0	0	0	0	0	0	0	0	0	0	0	0	0	0	0	W	9-6		
11/14	at Colts	S	3	2	1	0.0	0.0	0	0	0	0	0	0	0	0	0	0	0	0	0	0	0	0	0	0	0	L	17-23		
11/21	49ers	S	7	4	3	0.0	0.0	0	0	0	0	0	0	0	0	0	0	0	0	0	0	0	0	0	0	0	L	10-30		
11/28	Falcons	S	5	5	0	0.0	0.0	0	0	0	0	0	0	0	0	0	0	0	0	0	0	0	0	0	0	0	L	14-21		
12/05	at Rams	S	8	3	5	0.0	0.0	0	0	0	0	0	0	0	0	0	0	0	0	0	0	0	0	0	0	0	L	7-37		
12/12	at Titans	S	8	5	3	0.0	0.0	0	0	0	0	0	0	0	0	0	0	0	0	0	0	0	0	0	0	0	L	0-20		
12/19	Texans	S	9	5	4	0.0	0.0	0	0	0	0	0	0	0	0	0	0	0	0	0	0	0	0	0	0	0	L	16-30		
12/26	at Jets	S	4	3	1	0.0	0.0	0	0	0	0	0	0	0	0	0	0	0	0	0	0	0	0	0	0	0	L	21-26		
01/02	at Patriots																									L	10-50			
01/09	Colts																									W	26-11			
<b>2021 TOTALS</b>		<b>15-15</b>	<b>86</b>	<b>56</b>	<b>30</b>	<b>1.0</b>	<b>1.0</b>	<b>2</b>	<b>2</b>	<b>1</b>	<b>1</b>	<b>23</b>	<b>23</b>	<b>0</b>	<b>1</b>	<b>0</b>	<b>0</b>	<b>0</b>	<b>0</b>	<b>0</b>	<b>0</b>	<b>0</b>	<b>0</b>	<b>0</b>	<b>0</b>	<b>0</b>	<b>0</b>	<b>0</b>	<b>0</b>	<b>3-14</b>



# DEFENSIVE STATS

POS.	PLAYER	TKL.	AST.	TOTAL	TFL	SACKS/YDS.	PR	FR	FF	INT./YDS.	PD
LB	Foyesade Oluokun	61	27	88	7	1.0/8.0	6	2	0	0/0	1
LB	Devin Lloyd	34	35	69	0	0.0/0.0	2	1	0	2/23	7
S	Rayshawn Jenkins	35	18	53	1	0.0/0.0	1	0	0	1/10	9
S	Andre Cisco	32	14	46	0	0.0/0.0	0	0	0	2/60	5
CB	Tyson Campbell	32	10	42	1	0.0/0.0	0	0	1	2/3	8
OLB	Travon Walker	17	17	34	3	2.5/14.0	5	0	0	1/9	2
DT	DaVon Hamilton	15	15	30	3	0.0/0.0	2	0	0	0/0	0
CB	Shaquill Griffin	23	6	29	3	0.0/0.0	0	0	0	0/0	4
DL	Roy Robertson-Harris	16	11	27	5	1.0/8.0	4	0	0	0/0	2
CB	Darius Williams	16	10	26	1	0.0/0.0	0	0	0	0/0	9
OLB	Josh Allen	14	10	24	5	3.0/21.0	12	0	2	0/0	1
CB	Tre Herndon	14	3	17	0	0.0/0.0	0	0	1	0/0	3
DL	Folorunso Fatukasi	9	6	15	0	0.0/0.0	0	0	0	0/0	3
DL	Dawuane Smoot	7	4	11	3	5.0/34.5	8	0	1	0/0	1
DL	Adam Gotsis	6	5	11	3	1.5/5.5	5	0	0	0/0	2
OLB	Arden Key	7	2	9	3	2.0/15.0	5	0	0	0/0	1
DL	Corey Peters	3	4	7	1	0.0/0.0	1	0	0	0/0	0
CB	Montaric Brown	2	0	2	0	0.0/0.0	0	0	0	0/0	0
OLB	K'Lavon Chaisson	1	1	2	0	0.0/0.0	0	0	0	0/0	0
S	Andrew Wingard	1	0	1	0	0.0/0.0	0	0	0	0/0	0
OLB	De'Shaan Dixon	0	1	1	0	0.0/0.0	0	0	0	0/0	0
LB	Chad Muma	0	1	1	0	0.0/0.0	0	0	0	0/0	1
<b>JAGUARS TOTALS</b>		<b>345</b>	<b>200</b>	<b>545</b>	<b>39</b>	<b>16.0/106.0</b>	<b>51</b>	<b>3</b>	<b>5</b>	<b>8/105</b>	<b>59</b>
<b>OPP. TOTALS</b>		<b>372</b>	<b>173</b>	<b>545</b>	<b>41</b>	<b>11.0/78.0</b>	<b>30</b>	<b>7</b>	<b>7</b>	<b>6/44</b>	<b>36</b>

Asst-Assist, TFL-Tackle for a Loss, PR-Pressures, Int-Interception, FR-Fumble Recovery, FF-Forced Fumble, PD-Pass Defense

2022 JAGUARS SPECIAL TEAMS				
POS.	PLAYER	TKL.	AST.	COMB.
S	Wingard, Andrew	6	4	10
LB	Johnson, Caleb	3	4	7
LB	Muma, Chad	3	4	7
LB	Quarterman, Shaquille	3	4	7
CB	Claybrooks, Chris	2	3	5
S	Thomas, Daniel	2	2	4
LB	Summers, Ty	1	2	3
S	Cisco, Andre	2	0	2
CB	Herndon, Tre	0	2	2
OLB	Chaisson, K'Lavon	1	0	1
TE	Farrell, Luke	1	0	1
RB	Hasty, JaMycal	0	1	1
S	Jenkins, Rayshawn	0	1	1
WR	Jones, Tim	0	1	1
LS	Maticcik, Ross	0	1	1
<b>TOTALS</b>		<b>24</b>	<b>29</b>	<b>53</b>

DEFENSIVE STATS BY RANK											
SACKS		INTERCEPTIONS		TACKLES FOR LOSS			PASSES DEFENSED		PRESSURES		
PLAYER	NO.	PLAYER	NO.	PLAYER	NO.	PLAYER	NO.	PLAYER	NO.	PLAYER	NO.
D. Smoot	5.0	T. Campbell	2	F. Oluokun	7	R. Jenkins	9	J. Allen	12		
J. Allen	3.0	A. Cisco	2	J. Allen	5	D. Williams	9	D. Smoot	8		
T. Walker	2.5	D. Lloyd	2	R. Robertson-Harris	5	T. Campbell	8	F. Oluokun	6		
A. Key	2.0	R. Jenkins	1	A. Gotsis	3	D. Lloyd	7	A. Gotsis	5		
A. Gotsis	1.5	T. Walker	1	S. Griffin	3	A. Cisco	5	A. Key	5		
F. Oluokun	1.0			D. Hamilton	3	S. Griffin	4	T. Walker	5		
R. Robertson-Harris	1.0			A. Key	3	F. Fatukasi	3	R. Robertson-Harris	4		
				D. Smoot	3	T. Herndon	3	D. Hamilton	2		
				T. Walker	3	A. Gotsis	2	D. Lloyd	2		
				T. Campbell	1	R. Robertson-Harris	2	R. Jenkins	1		
				R. Jenkins	1	T. Walker	2	C. Peters	1		
				C. Peters	1	J. Allen	1				
				D. Williams	1	A. Key	1				
						C. Muma	1				
						F. Oluokun	1				
						D. Smoot	1				



# BIG PLAYS

DATE	OPPONENT	RUSHES				RECEPTIONS				RETURNS			
		GAIN	PLAYER	QTR	DR RESULT	GAIN	PLAYER	QTR	DR RESULT	GAIN	PLAYER	QTR	DR RESULT
09/11	at Washington	22	James Robinson	1	FG	25	Christian Kirk	1	FG				
		12	Travis Etienne Jr.	2	Downs	23	Travis Etienne Jr.	2	Downs				
		11t	James Robinson	4	TD	49	Christian Kirk	3	TD				
		27	Travis Etienne Jr.	4	Punt								
09/18	Indianapolis	37t	James Robinson	2	TD	26	Christian Kirk	2	TD				
						21	Christian Kirk	3	TD				
09/25	at L.A. Chargers	20	James Robinson	1	Downs	35	Christian Kirk	2	FG				
		13	James Robinson	1	FG								
		50t	James Robinson	3	TD								
10/02	at Philadelphia	11	Travis Etienne Jr.	4	Fumble	24	Jamal Agnew	1'	TD	59t	Andre Cisco (INT)	1	INT
						26	Dan Arnold	1'	TD				
						45	Christian Kirk	4	TD				
10/09	Houston	18	Travis Etienne Jr.	1'	Punt	20	Travis Etienne Jr.	1	FG				
		30	Travis Etienne Jr.	1'	Punt	37	Marvin Jones Jr.	2	Downs				
		12	Trevor Lawrence	4	Downs	25	Evan Engram	2'	FG				
						20	Dan Arnold	2'	FG				
						28	Evan Engram	3	INT				
						20	Marvin Jones Jr.	3	Downs				
10/16	at Indianapolis	48	Travis Etienne Jr.	1	Punt	22	Travis Etienne Jr.	1	TD				
		14	James Robinson	1'	TD	20	Tim Jones	3	TD				
		19	Jamal Agnew	1'	TD								
		61t	JaMycal Hasty	2	TD								
		27	Travis Etienne Jr.	3	TD								
		11	James Robinson	3	Downs								
		13	Trevor Lawrence	4	TD								
10/23	N.Y. Giants	14	Zay Jones	1	TD	24	Dan Arnold	1	TD				
		15	Travis Etienne Jr.	1	FG	28	Evan Engram	1	FG				
		12	Travis Etienne Jr.	2	Fumble	34	Christian Kirk	2	Fumble				
		49	Travis Etienne Jr.	3	TD	20	Zay Jones	4	Downs				
						28	Marvin Jones Jr.	4	Game				
10/30	Denver	15	Travis Etienne Jr.	1	TD	22t	Evan Engram	1	TD				
		12	Travis Etienne Jr.	2	INT	25	Christian Kirk	4	TD				
		49	Travis Etienne Jr.	2	FG								
		12	JaMycal Hasty	3	Punt								
		11	Travis Etienne Jr.	4	TD								
11/06	Las Vegas	16	Trevor Lawrence	2'	TD	23	Christian Kirk	1	Fumble	52	Jamal Agnew (KR)	3	TD
		13	Travis Etienne Jr.	2'	TD	22	Zay Jones	2	TD				
		24	Trevor Lawrence	2	FG								
		16	Travis Etienne Jr.	4'	Miss FG								
		18	Travis Etienne Jr.	4	Miss FG								
11/13	at Kansas City	--	--	--	--	--	--	--	--	--	--	--	
11/27	Baltimore	--	--	--	--	--	--	--	--	--	--	--	
12/04	at Detroit	--	--	--	--	--	--	--	--	--	--	--	
12/11	at Tennessee	--	--	--	--	--	--	--	--	--	--	--	
12/18	Dallas	--	--	--	--	--	--	--	--	--	--	--	
12/22	at N.Y. Jets	--	--	--	--	--	--	--	--	--	--	--	
01/01	at Houston	--	--	--	--	--	--	--	--	--	--	--	
01/08	Tennessee	--	--	--	--	--	--	--	--	--	--	--	

\* - result within the same drive





# BIG YARDAGE GAMES

## 2022 REGULAR SEASON BIG YARDAGE GAMES

100-YARD PASS RECEIVERS							
DATE	OPPONENT	PLAYER	REC.	YDS.	AVG.	LG	TD
9/11	at Commanders	Christian Kirk	6	117	19.5	49	0
10/9	vs. Texans	Marvin Jones Jr.	7	104	14.9	37	0
100-YARD RUSHERS							
DATE	OPPONENT	PLAYER	ATT.	YDS.	AVG.	LG	TD
9/25	at Chargers	James Robinson	17	100	5.9	50T	1
10/23	vs. Giants	Travis Etienne Jr.	14	114	8.1	49	1
10/30	vs. Broncos	Travis Etienne Jr.	24	156	6.5	49	1
11/6	vs. Raiders	Travis Etienne Jr.	28	109	3.9	18	2
300-YARD PASSERS							
DATE	OPPONENT	PLAYER	ATT.	YDS.	COMP.	LG	TD
10/23	vs. Giants	Trevor Lawrence	43	310	22	34	0

## 2022 OPPONENTS BIG YARDAGE GAMES

100-YARD PASS RECEIVERS							
DATE	OPPONENT	PLAYER	REC.	YDS.	AVG.	LG	TD
10/16	at Colts	Michael Pittman Jr.	13	134	10.3	20	0
11/6	vs. Raiders	Davante Adams	10	146	14.6	38T	2
100-YARD RUSHERS							
DATE	OPPONENT	PLAYER	ATT.	YDS.	AVG.	LG	TD
10/2	at Eagles	Miles Sanders	27	134	5.0	35	2
10/23	vs. Giants	Saquon Barkley	24	110	4.6	20	0
10/23	vs. Giants	Daniel Jones	11	107	9.7	24	1
300-YARD PASSERS							
DATE	OPPONENT	PLAYER	ATT.	YDS.	COMP.	LG	TD
9/11	at Commanders	Carson Wentz	41	313	27	49T	4
10/16	at Colts	Matt Ryan	58	389	42	32T	3



# TAKEAWAY/GIVEAWAY CHART

DATE	OPPONENT	FORCED TURNOVERS			TURNOVERS CONVERTED					OUTCOME
		FUM	INTS	TOTAL	TD	FG	PTS.	PTS. PCT.	TD PCT.	NET DIFF.
09/11	Jacksonville	1	2	3	1	1	10	66.7	50.0	+2
	at Washington	0	1	1	0	0	0	0.0	0.0	-2
09/18	Jacksonville	0	3	3	1	0	7	33.3	100.0	+3
	Indianapolis	0	0	0	0	0	0	0.0	0.0	-3
09/25	Jacksonville	1	1	2	1	1	10	100.0	50.0	+2
	at L.A. Chargers	0	0	0	0	0	0	0.0	0.0	-2
10/02	Jacksonville	0	1	1	1	0	6	100.0	100.0	-4
	at Philadelphia	4	1	5	3	1	22	80.0	75.0	+4
10/09	Jacksonville	0	0	0	0	0	0	0.0	0.0	-2
	Houston	0	2	2	0	0	0	0.0	0.0	+2
10/16	Jacksonville	0	0	0	0	0	0	0.0	0.0	-1
	at Indianapolis	1	0	1	0	0	0	0.0	0.0	+1
10/23	Jacksonville	0	0	0	0	0	0	0.0	0.0	-1
	N.Y. Giants	1	0	1	0	1	3	100.0	0.0	+1
10/30	Jacksonville	0	1	1	1	0	7	100.0	100.0	-1
	Denver	0	2	2	0	0	0	0.0	0.0	+1
11/06	Jacksonville	1	0	1	0	0	0	0.0	0.0	0
	Las Vegas	1	0	1	1	0	7	100.0	100.0	0
11/13	at Kansas City	--	--	--	--	--	--	--	--	--
11/27	Baltimore	--	--	--	--	--	--	--	--	--
12/04	at Detroit	--	--	--	--	--	--	--	--	--
12/11	at Tennessee	--	--	--	--	--	--	--	--	--
12/18	Dallas	--	--	--	--	--	--	--	--	--
12/22	at N.Y. Jets	--	--	--	--	--	--	--	--	--
01/01	at Houston	--	--	--	--	--	--	--	--	--
01/08	Tennessee	--	--	--	--	--	--	--	--	--
<b>JAGUARS</b>		<b>3</b>	<b>8</b>	<b>11</b>	<b>5</b>	<b>2</b>	<b>40</b>	<b>63.6</b>	<b>71.4</b>	<b>-2</b>
<b>OPPONENTS</b>		<b>7</b>	<b>6</b>	<b>13</b>	<b>4</b>	<b>2</b>	<b>32</b>	<b>46.2</b>	<b>66.7</b>	<b>+2</b>



# RED ZONE EFFICIENCY

JAGUARS																		
Date	Opponent	Num Drives	TD	PAT	2-Pt.	Miss PAT	FG	FGA	Blk/MFG	INT	Fum	Dwns	Drive Ends			TD%	Score Pct.	Pts/Poss
09/11	at Washington	5	2	1	0	0	1	2	1	0	0	1	0	0	16	40.0	60.0	3.2
09/18	Indianapolis	2	2	2	0	0	0	0	0	0	0	0	0	0	14	100.0	100.0	7.0
09/25	at L.A. Chargers	6	3	2	1	0	3	3	0	0	0	0	0	0	31	50.0	100.0	5.2
10/02	at Philadelphia	3	2	2	0	0	0	0	0	1	0	0	0	0	14	66.7	66.7	4.7
10/09	Houston	3	0	0	0	0	2	2	0	1	0	0	0	0	6	0.0	66.7	2.0
10/16	at Indianapolis	3	3	2	0	0	0	0	0	0	0	0	0	0	20	100.0	100.0	6.7
10/23	N.Y. Giants	5	2	0	1	1	1	1	0	0	1	0	0	1	17	40.0	60.0	3.4
10/30	Denver	3	1	1	0	0	1	1	0	1	0	0	0	0	10	33.3	66.7	3.3
11/06	Las Vegas	4	3	3	0	0	0	0	0	0	0	0	0	1	21	75.0	75.0	5.3
11/13	at Kansas City	--	--	--	--	--	--	--	--	--	--	--	--	--	--	--	--	--
11/27	Baltimore	--	--	--	--	--	--	--	--	--	--	--	--	--	--	--	--	--
12/04	at Detroit	--	--	--	--	--	--	--	--	--	--	--	--	--	--	--	--	--
12/11	at Tennessee	--	--	--	--	--	--	--	--	--	--	--	--	--	--	--	--	--
12/18	Dallas	--	--	--	--	--	--	--	--	--	--	--	--	--	--	--	--	--
12/22	at N.Y. Jets	--	--	--	--	--	--	--	--	--	--	--	--	--	--	--	--	--
01/01	at Houston	--	--	--	--	--	--	--	--	--	--	--	--	--	--	--	--	--
01/08	Tennessee	--	--	--	--	--	--	--	--	--	--	--	--	--	--	--	--	--
<b>TOTALS</b>		<b>34</b>	<b>18</b>	<b>13</b>	<b>2</b>	<b>1</b>	<b>8</b>	<b>9</b>	<b>1</b>	<b>3</b>	<b>1</b>	<b>1</b>	<b>0</b>	<b>2</b>	<b>149</b>	<b>52.9</b>	<b>76.5</b>	<b>4.4</b>

OPPONENT																		
Date	Opponent	Num Drives	TD	PAT	2-Pt.	Miss PAT	FG	FGA	Blk/MFG	INT	Fum	Dwns	Drive Ends			TD%	Score Pct.	Pts/Poss
09/11	at Washington	2	2	2	0	0	0	0	0	0	0	0	0	0	14	100.0	100.0	7.0
09/18	Indianapolis	2	0	0	0	0	0	0	0	0	0	2	0	0	0	0.0	0.0	0.0
09/25	at L.A. Chargers	3	1	1	0	0	1	1	0	0	0	1	0	0	10	33.3	66.7	3.3
10/02	at Philadelphia	6	4	2	0	1	1	1	0	0	0	0	0	1	29	66.7	83.3	4.8
10/09	Houston	1	1	1	0	0	0	0	0	0	0	0	0	0	7	100.0	100.0	7.0
10/16	at Indianapolis	4	3	2	0	0	1	1	0	0	0	0	0	0	23	75.0	100.0	5.8
10/23	N.Y. Giants	5	1	1	0	0	3	3	0	0	0	1	0	0	16	20.0	80.0	3.2
10/30	Denver	3	3	3	0	0	0	0	0	0	0	0	0	0	21	100.0	100.0	7.0
11/06	Las Vegas	1	0	0	0	0	1	1	0	0	0	0	0	0	3	0.0	100.0	3.0
11/13	at Kansas City	--	--	--	--	--	--	--	--	--	--	--	--	--	--	--	--	--
11/27	Baltimore	--	--	--	--	--	--	--	--	--	--	--	--	--	--	--	--	--
12/04	at Detroit	--	--	--	--	--	--	--	--	--	--	--	--	--	--	--	--	--
12/11	at Tennessee	--	--	--	--	--	--	--	--	--	--	--	--	--	--	--	--	--
12/18	Dallas	--	--	--	--	--	--	--	--	--	--	--	--	--	--	--	--	--
12/22	at N.Y. Jets	--	--	--	--	--	--	--	--	--	--	--	--	--	--	--	--	--
01/01	at Houston	--	--	--	--	--	--	--	--	--	--	--	--	--	--	--	--	--
01/08	Tennessee	--	--	--	--	--	--	--	--	--	--	--	--	--	--	--	--	--
<b>TOTALS</b>		<b>27</b>	<b>15</b>	<b>12</b>	<b>0</b>	<b>1</b>	<b>7</b>	<b>7</b>	<b>0</b>	<b>0</b>	<b>0</b>	<b>4</b>	<b>0</b>	<b>1</b>	<b>123</b>	<b>55.6</b>	<b>81.5</b>	<b>4.6</b>



# GOAL TO GO SITUATIONS

JAGUARS																			
Date	Opponent	Pos	TD	PAT	2-Pt.	Miss PAT	FG	FGA	Blk/MFG	INT	Fum	Dwns	Drive Ends			TD%	Pct.	Score Pts/Poss	
09/11	at Washington	2	1	0	0	0	0	0	0	0	0	1	0	0	0	6	50.0	50.0	3.0
09/18	Indianapolis	0	0	0	0	0	0	0	0	0	0	0	0	0	0	0	0.0	0.0	0.0
09/25	at L.A. Chargers	4	2	1	1	0	2	2	0	0	0	0	0	0	0	21	50.0	100.0	5.3
10/02	at Philadelphia	2	2	2	0	0	0	0	0	0	0	0	0	0	0	14	100.0	100.0	7.0
10/09	Houston	1	0	0	0	0	1	1	0	0	0	0	0	0	0	3	0.0	100.0	3.0
10/16	at Indianapolis	3	3	2	0	0	0	0	0	0	0	0	0	0	0	20	100.0	100.0	6.7
10/23	N.Y. Giants	2	2	0	1	1	0	0	0	0	0	0	0	0	0	14	100.0	100.0	7.0
10/30	Denver	1	1	1	0	0	0	0	0	0	0	0	0	0	0	7	100.0	100.0	7.0
11/06	Las Vegas	2	2	2	0	0	0	0	0	0	0	0	0	0	0	14	100.0	100.0	7.0
11/13	at Kansas City	--	--	--	--	--	--	--	--	--	--	--	--	--	--	--	--	--	--
11/27	Baltimore	--	--	--	--	--	--	--	--	--	--	--	--	--	--	--	--	--	--
12/04	at Detroit	--	--	--	--	--	--	--	--	--	--	--	--	--	--	--	--	--	--
12/11	at Tennessee	--	--	--	--	--	--	--	--	--	--	--	--	--	--	--	--	--	--
12/18	Dallas	--	--	--	--	--	--	--	--	--	--	--	--	--	--	--	--	--	--
12/22	at N.Y. Jets	--	--	--	--	--	--	--	--	--	--	--	--	--	--	--	--	--	--
01/01	at Houston	--	--	--	--	--	--	--	--	--	--	--	--	--	--	--	--	--	--
01/08	Tennessee	--	--	--	--	--	--	--	--	--	--	--	--	--	--	--	--	--	--
<b>TOTALS</b>		<b>17</b>	<b>13</b>	<b>8</b>	<b>2</b>	<b>1</b>	<b>3</b>	<b>3</b>	<b>0</b>	<b>0</b>	<b>0</b>	<b>1</b>	<b>0</b>	<b>0</b>	<b>99</b>	<b>76.5</b>	<b>94.1</b>	<b>5.8</b>	

OPPONENT																			
Date	Opponent	Pos	TD	PAT	2-Pt.	Miss PAT	FG	FGA	Blk/MFG	INT	Fum	Dwns	Drive Ends			TD%	Pct.	Score Pts/Poss	
09/11	at Washington	1	1	1	0	0	0	0	0	0	0	0	0	0	0	7	100.0	100.0	7.0
09/18	Indianapolis	1	0	0	0	0	0	0	0	0	0	1	0	0	0	0	0.0	0.0	0.0
09/25	at L.A. Chargers	1	0	0	0	0	1	1	0	0	0	0	0	0	0	3	0.0	100.0	3.0
10/02	at Philadelphia	2	2	1	0	1	0	0	0	0	0	0	0	0	0	13	100.0	100.0	6.5
10/09	Houston	1	1	1	0	0	0	0	0	0	0	0	0	0	0	7	100.0	100.0	7.0
10/16	at Indianapolis	4	3	2	0	0	1	1	0	0	0	0	0	0	0	23	75.0	100.0	5.8
10/23	N.Y. Giants	1	1	1	0	0	0	0	0	0	0	0	0	0	0	7	100.0	100.0	7.0
10/30	Denver	3	3	3	0	0	0	0	0	0	0	0	0	0	0	21	100.0	100.0	7.0
11/06	Las Vegas	0	0	0	0	0	0	0	0	0	0	0	0	0	0	0	0.0	0.0	0.0
11/13	at Kansas City	--	--	--	--	--	--	--	--	--	--	--	--	--	--	--	--	--	--
11/27	Baltimore	--	--	--	--	--	--	--	--	--	--	--	--	--	--	--	--	--	--
12/04	at Detroit	--	--	--	--	--	--	--	--	--	--	--	--	--	--	--	--	--	--
12/11	at Tennessee	--	--	--	--	--	--	--	--	--	--	--	--	--	--	--	--	--	--
12/18	Dallas	--	--	--	--	--	--	--	--	--	--	--	--	--	--	--	--	--	--
12/22	at N.Y. Jets	--	--	--	--	--	--	--	--	--	--	--	--	--	--	--	--	--	--
01/01	at Houston	--	--	--	--	--	--	--	--	--	--	--	--	--	--	--	--	--	--
01/08	Tennessee	--	--	--	--	--	--	--	--	--	--	--	--	--	--	--	--	--	--
<b>TOTALS</b>		<b>14</b>	<b>11</b>	<b>9</b>	<b>0</b>	<b>1</b>	<b>2</b>	<b>2</b>	<b>0</b>	<b>0</b>	<b>0</b>	<b>1</b>	<b>0</b>	<b>0</b>	<b>81</b>	<b>78.6</b>	<b>92.9</b>	<b>5.8</b>	



# DRIVE CHARTS

## WEEK 1: JAGUARS 22, COMMANDERS 28

SEPTEMBER 11, 2022

JAGUARS													COMMANDERS												
#	RECD	LOST	POSS	OBTAINED	BEGAN	PLAYS	YDS	PEN	NET	1ST	ENDED	GIVEN UP	#	RECD	LOST	POSS	OBTAINED	BEGAN	PLAYS	YDS	PEN	NET	1ST	ENDED	GIVEN UP
1	15:00	11:57	3:03	Kickoff	JAX 25	7	60	0	60	4	WAS 15	Field Goal	1	11:57	07:36	4:21	Kickoff	WAS 26	8	74	0	74	4	JAX 3	Touchdown
2	07:36	04:18	3:18	Kickoff	JAX 25	6	8	-10	-2	1	JAX 23	Punt	2	04:18	11:47	7:31	Punt	WAS 29	14	54	17	71	6	JAX 7	Touchdown
3	11:47	10:42	1:05	Kickoff	JAX 25	3	5	0	5	0	JAX 30	Punt	3	10:42	09:07	1:35	Punt	WAS 28	3	3	0	3	0	WAS 31	Punt
4	09:07	04:59	4:08	Punt	JAX 29	8	47	21	68	4	WAS 3	Downs	4	04:59	01:22	3:37	Downs	WAS 3	8	58	0	58	3	JAX 39	Fumble
5	01:22	00:16	1:06	Fumble	JAX 34	10	52	-5	47	3	WAS 19	Missed FG	5	00:16	00:00	0:16	Missed FG	WAS 27	1	-1	0	-1	0	WAS 27	End Half
6	11:58	08:50	3:08	Punt	JAX 20	6	80	0	80	4	WAS 3	Touchdown	6	15:00	11:58	3:02	Kickoff	WAS 25	5	7	0	7	1	WAS 32	Punt
7	06:45	01:16	5:29	Punt	JAX 20	11	50	5	55	4	WAS 25	Field Goal	7	08:50	06:45	2:05	Kickoff	WAS 25	5	12	6	18	1	WAS 43	Punt
8	14:19	12:04	2:15	Interception	WAS 45	6	31	-12	19	1	WAS 26	Field Goal	8	01:16	14:19	1:57	Kickoff	WAS 25	4	9	5	14	1	WAS 39	Interception
9	11:52	11:45	0:07	Interception	WAS 11	1	11	0	11	1	WAS 11	Touchdown	9	12:04	11:52	0:12	Kickoff	WAS 25	1	0	0	0	0	WAS 25	Interception
10	09:36	06:48	2:48	Kickoff	JAX 25	4	27	0	27	1	WAS 48	Punt	10	11:45	09:36	2:09	Kickoff	WAS 22	4	78	0	78	2	JAX 49	Touchdown
11	01:46	01:10	0:36	Kickoff	JAX 25	4	12	7	19	1	JAX 44	Interception	11	06:48	01:46	5:02	Punt	WAS 10	13	90	0	90	7	JAX 24	Touchdown
													12	01:10	00:00	1:10	Interception	WAS 26	4	6	5	11	1	WAS 38	End Game

## WEEK 2: JAGUARS 24, COLTS 0

SEPTEMBER 18, 2022

JAGUARS													COLTS												
#	RECD	LOST	POSS	OBTAINED	BEGAN	PLAYS	YDS	PEN	NET	1ST	ENDED	GIVEN UP	#	RECD	LOST	POSS	OBTAINED	BEGAN	PLAYS	YDS	PEN	NET	1ST	ENDED	GIVEN UP
1	11:32	02:21	9:11	Interception	JAX 32	15	68	0	68	5	IND 10	Touchdown	1	15:00	11:32	3:28	Kickoff	IND 25	7	35	0	35	2	JAX 40	Interception
2	15:00	13:30	1:30	Punt	JAX 16	3	0	0	0	0	JAX 16	Punt	2	02:21	00:00	2:21	Kickoff	IND 38	3	5	0	5	0	IND 43	Punt
3	11:32	07:52	3:40	Punt	JAX 21	6	89	-10	79	4	IND 37	Touchdown	3	13:30	11:32	1:58	Punt	IND 44	3	-6	0	-6	0	IND 38	Punt
4	05:43	01:43	4:00	Punt	JAX 25	10	41	0	41	3	IND 34	Field Goal	4	07:52	05:43	2:09	Kickoff	IND 22	3	9	-5	4	0	IND 26	Punt
5	00:12	00:00	0:12	Punt	JAX 17	1	-1	0	-1	0	JAX 17	End Half	5	01:43	00:12	1:31	Kickoff	IND 25	5	25	-5	20	1	IND 45	Punt
6	15:00	10:09	4:51	Kickoff	JAX 25	8	29	-5	24	2	JAX 49	Punt	6	10:09	07:59	2:10	Punt	IND 20	5	21	0	21	1	IND 41	Punt
7	07:59	00:17	7:42	Punt	JAX 8	12	82	10	92	7	IND 5	Touchdown	7	00:17	10:29	4:48	Kickoff	IND 23	10	70	-6	64	3	JAX 13	Downs
8	10:29	08:21	2:08	Downs	JAX 13	3	7	0	7	0	JAX 20	Punt	8	08:21	06:16	2:05	Punt	IND 33	7	59	0	59	2	JAX 8	Downs
9	06:16	05:12	1:04	Downs	JAX 9	3	2	0	2	0	JAX 11	Punt	9	05:12	04:24	0:48	Punt	JAX 42	2	0	0	0	0	JAX 42	Interception
10	04:24	02:37	1:47	Interception	JAX 46	3	5	0	5	0	IND 49	Punt	10	02:37	02:31	0:06	Punt	IND 13	1	0	0	0	0	IND 13	Interception
11	02:31	00:21	2:10	Interception	IND 34	4	9	0	9	0	IND 29	Downs	11	00:21	00:00	0:21	Downs	IND 25	2	-3	0	-3	0	IND 26	End Game

## WEEK 3: JAGUARS 38, CHARGERS 10

SEPTEMBER 25, 2022

JAGUARS													CHARGERS												
#	RECD	LOST	POSS	OBTAINED	BEGAN	PLAYS	YDS	PEN	NET	1ST	ENDED	GIVEN UP	#	RECD	LOST	POSS	OBTAINED	BEGAN	PLAYS	YDS	PEN	NET	1ST	ENDED	GIVEN UP
1	15:00	12:08	2:52	Kickoff	JAX 25	6	31	5	36	2	LAC 39	Downs	1	12:08	10:40	1:28	Downs	LAC 40	3	3	0	3	0	LAC 43	Punt
2	10:40	07:18	3:22	Punt	JAX 15	5	20	0	20	1	JAX 35	Punt	2	07:18	05:11	2:07	Punt	LAC 15	3	19	-10	9	0	LAC 24	Punt
3	05:11	14:57	5:14	Punt	JAX 33	12	68	-5	63	4	LAC 4	Field Goal	3	14:57	14:41	0:16	Kickoff	LAC 9	1	0	0	0	0	LAC 9	Interception
4	14:41	13:52	0:49	Interception	LAC 5	4	0	0	0	0	LAC 5	Field Goal	4	13:52	12:21	1:31	Kickoff	LAC 25	5	3	0	3	1	LAC 39	Fumble
5	12:21	10:23	1:58	Fumble	LAC 28	5	28	0	28	2	LAC 14	Touchdown	5	10:23	06:10	4:13	Kickoff	LAC 25	9	75	0	75	5	JAX 15	Touchdown
6	06:10	01:02	5:08	Kickoff	JAX 25	11	70	0	70	3	LAC 5	Field Goal	6	01:02	00:11	0:51	Kickoff	LAC 25	4	16	-5	11	1	LAC 36	Punt
7	00:11	00:00	0:11	Punt	JAX 21	1	-1	0	-1	0	JAX 21	End Half	7	15:00	11:51	3:09	Kickoff	LAC 25	10	78	-10	68	2	JAX 7	Field Goal
8	11:51	10:38	1:13	Kickoff	JAX 25	5	75	0	75	2		Touchdown	8	10:38	09:42	0:56	Kickoff	LAC 25	3	6	0	6	0	LAC 31	Punt
9	09:42	01:15	8:27	Punt	JAX 40	14	55	5	60	6	LAC 4	Touchdown	9	01:15	14:04	2:11	Kickoff	LAC 25	7	53	-10	43	1	JAX 32	Downs
10	14:04	04:54	9:10	Downs	JAX 32	14	68	0	68	5	LAC 11	Touchdown	10	04:54	00:03	4:51	Kickoff	LAC 25	14	59	5	64	6	JAX 11	Downs
11	00:03	00:00	0:03	Downs	JAX 11	1	-1	0	-1	0	JAX 11	End Game													

## WEEK 4: JAGUARS 21, EAGLES 29

OCTOBER 2, 2022

JAGUARS													EAGLES												
#	RECD	LOST	POSS	OBTAINED	BEGAN	PLAYS	YDS	PEN	NET	1ST	ENDED	GIVEN UP	#	RECD	LOST	POSS	OBTAINED	BEGAN	PLAYS	YDS	PEN	NET	1ST	ENDED	GIVEN UP
1	15:00	14:00	1:00	Kickoff	JAX 23	3	5	0	5	0	JAX 28	Punt	1	14:00	11:15	2:45	Punt	PHI 21	6	20	-5	15	1	PHI 36	Interception
2	08:22	03:50	4:32	Punt	JAX 20	8	80	0	80	4	PHI 4	Touchdown	2	11:15	08:22	2:53	Kickoff	PHI 29	5	18	0	18	1	PHI 47	Punt
3	01:14	13:26	2:48	Downs	JAX 40	6	15	0	15	1	PHI 34	Fumble	3	03:50	01:14	2:36	Kickoff	PHI 22	5	38	0	38	1	JAX 40	Downs
4	09:13	08:24	0:49	Kickoff	JAX 25	3	0	0	0	0	JAX 25	Punt	4	13:26	09:13	4:13	Fumble	PHI 43	7	62	-5	57	4	JAX 3	Touchdown
5	03:55	03:00	0:55	Kickoff	JAX 25	3	9	0	9	0	JAX 34	Fumble	5	08:24	03:55	4:29	Punt	PHI 29	9	66	5	71	5	JAX 10	Touchdown
6	00:26	00:00	0:26	Kickoff	JAX 25	1	3	0	3	0	JAX 25	End Half	6	03:00	00:26	2:34	Fumble	JAX 35	8	35	0	35	3	JAX 10	Touchdown
7	12:41	11:39	1:02	Punt	JAX 17	3	0	0	0	0	JAX 17	Punt	7	15:00	12:41	2:19	Kickoff	PHI 30	4	23	0	23	1	JAX 47	Punt
8	09:42	04:17	5:25	Punt	JAX 28	9	51	5	56	4	PHI 16	Interception	8	11:39	09:42	1:57	Punt	PHI 22	3	7	0	7	0	PHI 29	Punt
9	13:42	12:06	1:36	Kickoff	JAX 20	3	3	0	3	1	JAX 31	Fumble	9	04:17	13:42	5:35	Interception	PHI 12	11	50	28	78	4	JAX 10	Field Goal
10	08:49	07:19	1:30	Kickoff	JAX 32	6	68	0	68	3	PHI 8	Touchdown	10	12:06	08:49	3:17	Fumble	JAX 24	6	24	0	24	2	JAX 5	Touchdown
11	01:54	01:48	0:06	Downs	JAX 21	1	-7	0	-7	0	JAX 21	Fumble	11	07:19	01:54	5:25	Kickoff	PHI 25	11	54	0	54	3	JAX 21	Downs
													12	01:48	00:00	1:48	Fumble	JAX 13	3	-3	0	-3	0	JAX 15	End Game



# DRIVE CHARTS

## WEEK 5: JAGUARS 6, TEXANS 13

OCTOBER 9, 2022

JAGUARS													TEXANS												
#	RECD	LOST	POSS	OBTAINED	BEGAN	PLAYS	YDS	PEN	NET	1ST	ENDED	GIVEN UP	#	RECD	LOST	POSS	OBTAINED	BEGAN	PLAYS	YDS	PEN	NET	1ST	ENDED	GIVEN UP
1	13:58	12:21	1:37	Punt	JAX 20	3	1	0	1	0	JAX 21	Punt	1	15:00	13:58	1:02	Kickoff	HOU 25	3	4	0	4	0	HOU 29	Punt
2	10:13	07:10	3:03	Punt	JAX 3	6	54	0	54	2	HOU 43	Punt	2	12:21	10:13	2:08	Punt	HOU 31	4	21	0	21	1	JAX 48	Punt
3	05:25	01:22	4:03	Punt	JAX 32	11	60	0	60	4	HOU 8	Field Goal	3	07:10	05:25	1:45	Punt	HOU 4	4	22	0	22	1	HOU 26	Punt
4	12:24	08:07	4:17	Kickoff	JAX 8	8	55	0	55	2	HOU 37	Downs	4	01:22	12:24	3:58	Kickoff	HOU 25	8	44	0	44	2	JAX 31	Field Goal
5	03:23	00:06	3:17	Kickoff	JAX 23	9	66	-15	51	3	HOU 26	Field Goal	5	08:07	03:23	4:44	Downs	HOU 37	8	30	0	30	3	JAX 33	Field Goal
6	15:00	10:04	4:56	Kickoff	JAX 25	9	68	0	68	3	HOU 7	Interception	6	00:06	00:00	0:06	Kickoff	HOU 25	1	-1	0	-1	0	HOU 25	End Half
7	01:54	12:27	4:27	Punt	JAX 9	10	48	5	53	3	HOU 38	Downs	7	10:04	01:54	8:10	Interception	HOU 2	12	49	0	49	3	JAX 49	Punt
8	10:21	09:59	0:22	Punt	JAX 20	3	0	-5	-5	0	JAX 15	Punt	8	12:27	10:21	2:06	Downs	HOU 38	3	4	0	4	0	HOU 42	Punt
9	03:11	01:41	1:30	Kickoff	JAX 14	9	36	0	36	2		Downs	9	09:59	03:11	6:48	Punt	HOU 26	12	74	0	74	5	JAX 1	Touchdown
10	00:41	00:00	0:41	Punt	JAX 13	7	34	0	34	3	JAX 47	Interception	10	01:41	00:41	1:00	Downs		3	1	0	1	0	JAX 49	Punt

## WEEK 6: JAGUARS 27, COLTS 34

OCTOBER 16, 2022

JAGUARS													COLTS												
#	RECD	LOST	POSS	OBTAINED	BEGAN	PLAYS	YDS	PEN	NET	1ST	ENDED	GIVEN UP	#	RECD	LOST	POSS	OBTAINED	BEGAN	PLAYS	YDS	PEN	NET	1ST	ENDED	GIVEN UP
1	12:11	09:04	3:07	Punt	JAX 15	6	45	0	45	2	IND 40	Punt	1	15:00	12:11	2:49	Kickoff	IND 14	7	48	-10	38	2	JAX 48	Punt
2	07:18	03:48	3:30	Punt	JAX 44	6	56	0	56	4	IND 1	Touchdown	2	09:04	07:18	1:46	Punt	IND 10	3	9	0	9	0	IND 19	Punt
3	13:56	11:27	2:29	Kickoff	JAX 25	4	70	5	75	2	JAX 39	Touchdown	3	03:48	13:56	4:52	Kickoff	IND 23	13	67	0	67	4	JAX 10	Field Goal
4	08:43	06:34	2:09	Punt	JAX 12	3	0	0	0	0	JAX 12	Punt	4	11:27	08:43	2:44	Kickoff	IND 25	6	41	-10	31	2	JAX 44	Punt
5	02:06	01:31	0:35	Kickoff	JAX 23	3	-4	0	-4	0	JAX 19	Punt	5	06:34	02:06	4:28	Punt	IND 46	8	55	-1	54	4	JAX 4	Touchdown
6	00:21	00:00	0:21	Kickoff	JAX 25	1	-1	0	-1	0	JAX 25	End Half	6	01:31	00:21	1:10	Punt	IND 39	9	37	0	37	2	JAX 24	Field Goal
7	15:00	10:55	4:05	Kickoff	JAX 25	7	75	0	75	5	IND 2	Touchdown	7	10:55	05:44	5:11	Kickoff	IND 25	10	60	15	75	6	JAX 3	Touchdown
8	05:44	01:09	4:35	Kickoff	JAX 19	9	47	0	47	3	IND 32	Downs	8	01:09	12:47	3:22	Downs	IND 34	9	51	15	66	5	JAX 10	Touchdown
9	12:47	02:44	10:03	Kickoff	JAX 16	18	72	12	84	8	IND 4	Touchdown	9	02:44	00:17	2:27	Kickoff	IND 34	11	66	0	66	4	JAX 32	Touchdown
10	00:17	00:00	0:17	Kickoff	JAX 25	2	13	0	13	1	JAX 41	Fumble													

## WEEK 7: JAGUARS 17, GIANTS 23

OCTOBER 23, 2022

JAGUARS													GIANTS												
#	RECD	LOST	POSS	OBTAINED	BEGAN	PLAYS	YDS	PEN	NET	1ST	ENDED	GIVEN UP	#	RECD	LOST	POSS	OBTAINED	BEGAN	PLAYS	YDS	PEN	NET	1ST	ENDED	GIVEN UP
1	10:21	06:58	3:23	Kickoff	JAX 30	6	70	0	70	5	NYG 7	Touchdown	1	15:00	10:21	4:39	Kickoff	NYG 25	9	75	0	75	4	JAX 32	Touchdown
2	04:07	13:23	5:44	Punt	JAX 21	12	70	0	70	4	NYG 9	Field Goal	2	06:58	04:07	2:51	Kickoff	NYG 25	7	20	0	20	2	NYG 45	Punt
3	07:27	03:26	4:01	Kickoff	JAX 19	8	81	-5	76	4	NYG 17	Fumble	3	13:23	07:27	2:56	Kickoff	NYG 25	10	69	-9	60	3	JAX 15	Field Goal
4	00:28	00:00	0:28	Kickoff	JAX 25	5	25	0	25	1		Downs	4	03:26	00:28	2:58	Fumble	NYG 20	12	65	0	65	4	JAX 15	Field Goal
5	15:00	11:45	3:15	Kickoff	JAX 27	7	66	7	73	4	NYG 1	Touchdown	5	11:45	06:20	5:25	Kickoff	NYG 25	11	61	11	72	4	JAX 3	Downs
6	06:20	04:53	1:27	Downs	JAX 4	3	6	0	6	0	JAX 10	Punt	6	04:53	01:51	3:02	Punt	NYG 33	5	16	5	21	1	JAX 46	Punt
7	01:51	11:25	5:26	Punt	JAX 20	12	70	-10	60	3	NYG 20	Downs	7	11:25	05:31	5:54	Downs	NYG 21	10	69	10	79	6	JAX 1	Touchdown
8	05:31	04:29	1:02	Kickoff	JAX 25	3	10	-5	5	0	JAX 30	Punt	8	04:29	01:04	3:25	Punt	NYG 23	9	61	0	61	3	JAX 16	Field Goal
9	01:04	00:00	1:04	Kickoff	JAX 25	10	54	20	74	6	NYG 17	End Game													

## WEEK 8: JAGUARS 17, BRONCOS 21

OCTOBER 30, 2022

JAGUARS													BRONCOS												
#	RECD	LOST	POSS	OBTAINED	BEGAN	PLAYS	YDS	PEN	NET	1ST	ENDED	GIVEN UP	#	RECD	LOST	POSS	OBTAINED	BEGAN	PLAYS	YDS	PEN	NET	1ST	ENDED	GIVEN UP
1	13:28	11:08	2:20	Punt	JAX 27	4	9	5	14	1	JAX 41	Punt	1	15:00	13:28	1:32	Kickoff	DEN 22	3	-3	0	-3	0	DEN 19	Punt
2	10:36	07:40	2:56	Interception	DEN 37	5	47	-10	37	2	DEN 22	Touchdown	2	11:08	10:36	0:32	Punt	DEN 17	2	2	0	2	0	DEN 19	Interception
3	05:04	12:42	7:22	Punt	JAX 19	13	44	36	80	8	DEN 1	Interception	3	07:40	05:04	2:36	Kickoff	DEN 25	4	22	-15	7	0	DEN 32	Punt
4	10:52	08:43	2:09	Punt	JAX 27	6	54	0	54	1	DEN 19	Field Goal	4	12:42	10:52	1:50	Interception	DEN 20	3	9	-4	5	0	DEN 25	Punt
5	02:44	01:01	1:43	Kickoff	JAX 33	7	24	-9	15	2	JAX 48	Punt	5	08:43	02:44	5:59	Kickoff	DEN 25	11	75	0	75	5	JAX 6	Touchdown
6	15:00	09:29	5:31	Kickoff	JAX 24	8	29	0	29	2	DEN 47	Punt	6	01:01	00:00	1:01	Punt	DEN 9	9	36	0	36	3	DEN 45	Downs
7	05:07	02:06	3:01	Kickoff	JAX 25	5	14	5	19	2	JAX 44	Punt	7	09:29	05:07	4:22	Punt	DEN 2	9	98	0	98	5	JAX 1	Touchdown
8	00:30	14:20	1:10	Punt	JAX 39	3	3	-5	-2	0	JAX 37	Punt	8	02:06	00:30	1:36	Punt	DEN 25	3	-6	0	-6	0	DEN 19	Punt
9	12:51	08:18	4:33	Punt	JAX 29	8	33	-10	23	2	DEN 48	Punt	9	14:20	12:51	1:29	Punt	DEN 20	3	8	-5	3	0	DEN 23	Punt
10	07:06	03:54	3:12	Punt	DEN 47	6	47	0	47	4	DEN 1	Touchdown	10	08:18	07:06	1:12	Punt	DEN 7	3	0	0	0	0	DEN 7	Punt
11	01:43	01:36	0:07	Kickoff	JAX 25	1	0	0	0	0	JAX 25	Interception	11	03:54	01:43	2:11	Kickoff	DEN 20	7	80	0	80	4	JAX 2	Touchdown
													12	01:36	00:00	1:36	Interception	JAX 35	4	10	0	10	1	JAX 26	End Game

## WEEK 9: JAGUARS 27, RAIDERS 20

NOVEMBER 6, 2022

JAGUARS													RAIDERS												
#	RECD	LOST	POSS	OBTAINED	BEGAN	PLAYS	YDS	PEN	NET	1ST	ENDED	GIVEN UP	#	RECD	LOST	POSS	OBTAINED	BEGAN	PLAYS	YDS	PEN	NET	1ST	ENDED	GIVEN UP
1	13:31	10:13	3:18	Punt	JAX 30	7	41	0	41	2	LV 26	Fumble	1	15:00	13:31	1:29	Kickoff	LV 25	3	0	0	0	0	LV 25	Punt
2	04:45	03:04	1:41	Kickoff	JAX 8	3	4	0	4	0	JAX 12	Punt	2	10:13	04:45	5:28	Fumble	LV 29	10	91	-20	71	4	JAX 25	Touchdown
3	14:08	12:33	1:35	Kickoff	JAX 25	3	6	0	6	0	JAX 31	Punt	3	03:04	14:08	3:56	Punt	LV 45	8	36	0	36	2	JAX 19	Field Goal
4	10:51	04:50	6:01	Kickoff	JAX 25	10	75	0	75	5	LV 1	Touchdown	4	12:33	10:51	1:42	Punt	LV 31	3	69	0	69	2	JAX 38	Touchdown
5	00:45	00:00	0:45	Kickoff	JAX 25	8	49	0	49	2	LV 26	Field Goal	5	04:50	00:45	4:05	Kickoff	LV 25	10	55	0	55	4	JAX 20	Field Goal
6	15:00	10:15	4:45	Kickoff	LV 45	9	55	-10	45	4	LV 7	Touchdown	6	10:15	07:02	3:13	Kickoff	LV 18	5	22	0	22	1	LV 40	Punt
7	07:02	14:56	7:06	Punt	JAX 18	12	82	0	82	5	LV 5	Touchdown	7	14:56	09:56	5:00	Kickoff	LV 18	9	37	0	37	3	JAX 45	Punt
8	09:56	07:28	2:28	Punt	JAX 9	5	21	0	21	1	JAX 30	Punt	8	07:28	06:19	1:09	Punt	LV 27	3	3	-5	-2	0	LV 25	Punt
9	06:19	03:03	3:16	Punt	JAX 18	9	59	0	59	3	LV 23	Missed FG	9	03:03	02:25	0:38	Missed FG	LV 31	4	8	0	8	0	LV 39	Downs
10	02:25	01:03	1:22	Downs	LV 39	4	9	0	9	0	LV 30	Field Goal	10	01:03	00:08	0:55	Kickoff	LV 25	4	0	0	0	0	LV 18	Fumble
11	00:08	00:00	0:08	Fumble	LV 14	1	-1	0	-1	0	LV 14	End Game													

# INDIVIDUAL GAME-BY-GAME STATS: RUSHING

RUSHING:		TRAVIS ETIENNE JR.					JAMES ROBINSON					TREVOR LAWRENCE				
DATE	OPP.	NO.	YDS	AVG	LG	TD	NO.	YDS	AVG	LG	TD	NO.	YDS	AVG	LG	TD
09/11	at Washington	4	47	11.8	27	0	11	66	6.0	22	1	2	4	2.0	6	0
09/18	Indianapolis	9	20	2.2	6	0	23	64	2.8	37t	1	3	11	3.7	8	0
09/25	at L.A. Chargers	13	45	3.5	9	0	17	100	5.9	50t	1	3	7	2.3	6	0
10/02	at Philadelphia	8	32	4.0	11	0	8	29	3.6	9	0	2	7	3.5	7	0
10/09	Houston	10	71	7.1	30	0	10	27	2.7	9	0	4	29	7.3	12	0
10/16	at Indianapolis	10	86	8.6	48	0	12	54	4.5	14	0	6	23	3.8	13	2
10/23	N.Y. Giants	14	114	8.1	49	1	0	0	0.0	--	0	4	3	0.8	1t	1
10/30	Denver	24	156	6.5	49	1						3	15	5.0	9	0
11/06	Las Vegas	28	109	3.9	18	2						6	53	8.8	24	0
11/13	at Kansas City															
11/27	Baltimore															
12/04	at Detroit															
12/11	at Tennessee															
12/18	Dallas															
12/22	at N.Y. Jets															
01/01	at Houston															
01/08	Tennessee															
<b>TOTALS</b>		<b>120</b>	<b>680</b>	<b>5.7</b>	<b>49</b>	<b>4</b>	<b>81</b>	<b>340</b>	<b>4.2</b>	<b>50T</b>	<b>3</b>	<b>33</b>	<b>152</b>	<b>4.6</b>	<b>24</b>	<b>3</b>

RUSHING:		JAMYCAL HASTY					JAMAL AGNEW					ZAY JONES				
DATE	OPP.	NO.	YDS	AVG	LG	TD	NO.	YDS	AVG	LG	TD	NO.	YDS	AVG	LG	TD
09/11	at Washington	0	0	0.0	--	0	1	6	6.0	6	0	0	0	0.0	--	0
09/18	Indianapolis	0	0	0.0	--	0	2	1	0.5	2	0	0	0	0.0	--	0
09/25	at L.A. Chargers	0	0	0.0	--	0	0	0	0.0	--	0	1	0	0.0	--	0
10/02	at Philadelphia	0	0	0.0	--	0	0	0	0.0	--	0	INACTIVE				
10/09	Houston	1	6	6.0	6	0	1	3	3.0	3	0	0	0	0.0	--	0
10/16	at Indianapolis	3	57	19.0	61t	1	1	19	19.0	19	0	0	0	0.0	--	0
10/23	N.Y. Giants	1	6	6.0	6	0	INACTIVE					1	14	14.0	14	0
10/30	Denver	4	13	3.3	12	0	INACTIVE					1	7	7.0	7	0
11/06	Las Vegas	3	6	2.0	4	0	0	0	0.0	--	0	0	0	0.0	--	0
11/13	at Kansas City															
11/27	Baltimore															
12/04	at Detroit															
12/11	at Tennessee															
12/18	Dallas															
12/22	at N.Y. Jets															
01/01	at Houston															
01/08	Tennessee															
<b>TOTALS</b>		<b>12</b>	<b>88</b>	<b>7.3</b>	<b>61T</b>	<b>1</b>	<b>5</b>	<b>29</b>	<b>5.8</b>	<b>19</b>	<b>0</b>	<b>3</b>	<b>21</b>	<b>7.0</b>	<b>14</b>	<b>0</b>

RUSHING:		CHRISTIAN KIRK					EVAN ENGRAM					C.J. BEATHARD				
DATE	OPP.	NO.	YDS	AVG	LG	TD	NO.	YDS	AVG	LG	TD	NO.	YDS	AVG	LG	TD
09/11	at Washington	0	0	0.0	--	0	0	0	0.0	--	0	DID NOT PLAY (NON-INJURY)				
09/18	Indianapolis	0	0	0.0	--	0	0	0	0.0	--	0	DID NOT PLAY (NON-INJURY)				
09/25	at L.A. Chargers	0	0	0.0	--	0	1	0	0.0	--	0	1	-1	-1.0	-1	0
10/02	at Philadelphia	1	3	3.0	3	0	0	0	0.0	--	0	DID NOT PLAY (NON-INJURY)				
10/09	Houston	0	0	0.0	--	0	0	0	0.0	--	0	DID NOT PLAY (NON-INJURY)				
10/16	at Indianapolis	1	4	4.0	4	0	0	0	0.0	--	0	DID NOT PLAY (NON-INJURY)				
10/23	N.Y. Giants	1	5	5.0	5	0	0	0	0.0	--	0	DID NOT PLAY (NON-INJURY)				
10/30	Denver	0	0	0.0	--	0	0	0	0.0	--	0	DID NOT PLAY (NON-INJURY)				
11/06	Las Vegas	0	0	0.0	--	0	0	0	0.0	--	0	DID NOT PLAY (NON-INJURY)				
11/13	at Kansas City															
11/27	Baltimore															
12/04	at Detroit															
12/11	at Tennessee															
12/18	Dallas															
12/22	at N.Y. Jets															
01/01	at Houston															
01/08	Tennessee															
<b>TOTALS</b>		<b>3</b>	<b>12</b>	<b>4.0</b>	<b>5</b>	<b>0</b>	<b>1</b>	<b>0</b>	<b>0.0</b>	<b>--</b>	<b>0</b>	<b>1</b>	<b>-1</b>	<b>-1.0</b>	<b>-1</b>	<b>0</b>



# INDIVIDUAL GAME-BY-GAME STATS: RECEIVING

RECEIVING:		CHRISTIAN KIRK					ZAY JONES					EVAN ENGRAM				
DATE	OPP.	NO.	YDS	AVG	LG	TD	NO.	YDS	AVG	LG	TD	NO.	YDS	AVG	LG	TD
09/11	at Washington	6	117	19.5	49	0	6	65	10.8	18	0	4	28	7.0	11	0
09/18	Indianapolis	6	78	13.0	26	2	3	23	7.7	10	0	7	46	6.6	12	0
09/25	at L.A. Chargers	6	72	12.0	35	1	10	85	8.5	16	1	1	9	9.0	9	0
10/02	at Philadelphia	2	60	30.0	45	0	INACTIVE					1	16	16.0	16	0
10/09	Houston	1	11	11.0	6	0	3	12	4.0	7	0	6	69	11.5	28	0
10/16	at Indianapolis	4	24	6.0	12	1	5	42	8.4	18	0	5	40	8.0	16	0
10/23	N.Y. Giants	7	96	13.7	34	0	4	54	13.5	20	0	4	67	16.8	28	0
10/30	Denver	3	40	13.3	25	0	3	28	9.3	17	0	4	55	13.8	22t	1
11/06	Las Vegas	8	76	9.5	23	1	5	40	8.0	22	0	1	8	8.0	8	0
11/13	at Kansas City															
11/27	Baltimore															
12/04	at Detroit															
12/11	at Tennessee															
12/18	Dallas															
12/22	at N.Y. Jets															
01/01	at Houston															
01/08	Tennessee															
<b>TOTALS</b>		<b>43</b>	<b>574</b>	<b>13.3</b>	<b>49</b>	<b>5</b>	<b>39</b>	<b>349</b>	<b>8.9</b>	<b>22</b>	<b>1</b>	<b>33</b>	<b>338</b>	<b>10.2</b>	<b>28</b>	<b>1</b>

RECEIVING:		MARVIN JONES JR.					TRAVIS ETIENNE JR.					DAN ARNOLD				
DATE	OPP.	NO.	YDS	AVG	LG	TD	NO.	YDS	AVG	LG	TD	NO.	YDS	AVG	LG	TD
09/11	at Washington	4	38	9.5	12	0	2	18	9.0	23	0	0	0	0.0	--	0
09/18	Indianapolis	3	33	11.0	13	0	3	33	11.0	14	0	1	8	8.0	8	0
09/25	at L.A. Chargers	4	33	8.3	11t	1	3	30	10.0	16	0	0	0	0.0	--	0
10/02	at Philadelphia	0	0	0.0	--	0	0	0	0.0	--	0	1	26	26.0	26	0
10/09	Houston	7	104	14.9	37	0	3	43	14.3	20	0	1	20	20.0	20	0
10/16	at Indianapolis						2	22	11.0	22	0	0	0	0.0	--	0
10/23	N.Y. Giants	4	57	14.3	28	0	1	5	5.0	5	0	1	24	24.0	24	0
10/30	Denver	0	0	0.0	--	0	3	6	2.0	6	0	1	8	8.0	8	0
11/06	Las Vegas	5	48	9.6	15	0	2	17	8.5	9	0	1	19	19.0	19	0
11/13	at Kansas City															
11/27	Baltimore															
12/04	at Detroit															
12/11	at Tennessee															
12/18	Dallas															
12/22	at N.Y. Jets															
01/01	at Houston															
01/08	Tennessee															
<b>TOTALS</b>		<b>27</b>	<b>313</b>	<b>11.6</b>	<b>37</b>	<b>1</b>	<b>19</b>	<b>174</b>	<b>9.2</b>	<b>23</b>	<b>0</b>	<b>6</b>	<b>105</b>	<b>17.5</b>	<b>26</b>	<b>0</b>

RECEIVING:		JAMAL AGNEW					JAMES ROBINSON					TIM JONES				
DATE	OPP.	NO.	YDS	AVG	LG	TD	NO.	YDS	AVG	LG	TD	NO.	YDS	AVG	LG	TD
09/11	at Washington	1	6	6.0	6	0	1	3	3.0	3t	1	0	0	0.0	--	0
09/18	Indianapolis	0	0	0.0	--	0	2	14	7.0	10	0	0	0	0.0	--	0
09/25	at L.A. Chargers	1	17	17.0	17	0	3	16	5.3	7	0	0	0	0.0	--	0
10/02	at Philadelphia	4	50	12.5	24	2	0	0	0.0	--	0	0	0	0.0	--	0
10/09	Houston	0	0	0.0	--	0	2	12	6.0	10	0	0	0	0.0	--	0
10/16	at Indianapolis	1	5	5.0	5	0	1	1	1.0	1	0	1	20	20.0	20	0
10/23	N.Y. Giants						0	0	0.0	--	0	1	7	7.0	7	0
10/30	Denver						INACTIVE					0	0	0.0	--	0
11/06	Las Vegas	0	0	0.0	--	0						0	0	0.0	--	0
11/13	at Kansas City															
11/27	Baltimore															
12/04	at Detroit															
12/11	at Tennessee															
12/18	Dallas															
12/22	at N.Y. Jets															
01/01	at Houston															
01/08	Tennessee															
<b>TOTALS</b>		<b>7</b>	<b>78</b>	<b>11.1</b>	<b>24</b>	<b>2</b>	<b>9</b>	<b>46</b>	<b>5.1</b>	<b>10</b>	<b>1</b>	<b>2</b>	<b>27</b>	<b>13.5</b>	<b>20</b>	<b>0</b>





# INDIVIDUAL GAME-BY-GAME STATS: RECEIVING

RECEIVING:		LUKE FARRELL					JAMYCAL HASTY					CHRIS MANHERTZ				
DATE	OPP.	NO.	YDS	AVG	LG	TD	NO.	YDS	AVG	LG	TD	NO.	YDS	AVG	LG	TD
09/11	at Washington	0	0	0.0	--	0	0	0	0.0	--	0	0	0	0.0	--	0
09/18	Indianapolis	0	0	0.0	--	0	0	0	0.0	--	0	0	0	0.0	--	0
09/25	at L.A. Chargers	0	0	0.0	--	0	0	0	0.0	--	0	0	0	0.0	--	0
10/02	at Philadelphia	0	0	0.0	--	0	2	22	11.0	15	0	1	0	0.0	--	0
10/09	Houston	0	0	0.0	--	0	0	0	0.0	--	0	2	15	7.5	12	0
10/16	at Indianapolis	1	11	11.0	11	0	0	0	0.0	--	0	0	0	0.0	--	0
10/23	N.Y. Giants	0	0	0.0	--	0	0	0	0.0	--	0	0	0	0.0	--	0
10/30	Denver	0	0	0.0	--	0	3	-3	-1.0	3	0	1	-1	-1.0	-1	0
11/06	Las Vegas	1	15	15.0	15	0	1	5	5.0	5	0	1	7	7.0	7	0
11/13	at Kansas City															
11/27	Baltimore															
12/04	at Detroit															
12/11	at Tennessee															
12/18	Dallas															
12/22	at N.Y. Jets															
01/01	at Houston															
01/08	Tennessee															
<b>TOTALS</b>		<b>2</b>	<b>26</b>	<b>13.0</b>	<b>15</b>	<b>0</b>	<b>6</b>	<b>24</b>	<b>4.0</b>	<b>15</b>	<b>0</b>	<b>5</b>	<b>21</b>	<b>4.2</b>	<b>12</b>	<b>0</b>







# INDIVIDUAL GAME-BY-GAME STATS: DEFENSIVE

DATE	OPP.	ANDREW WINGARD														K'LAVON CHAISSON														CHAD MUMA																																	
		S	A	TK	TFL	TFLY	SK	SKY	INT	FR	FF	PR	PD	S	A	TK	TFL	TFLY	SK	SKY	INT	FR	FF	PR	PD	S	A	TK	TFL	TFLY	SK	SKY	INT	FR	FF	PR	PD																										
09/11	at Washington	0	0	0	0	0	0.0	0.0	0	0	0	0	0	0	1	0	1	0	0	0.0	0.0	0	0	0	0	0	0	0	0	0	0	0	0	0.0	0.0	0	0	0	0	0	0	0	0	0	0	0	0	0															
09/18	Indianapolis	0	0	0	0	0	0.0	0.0	0	0	0	0	0	0	0	1	1	1	0	0	0.0	0.0	0	0	0	0	0	0	0	0	0	0	0	0	0	0.0	0.0	0	0	0	0	0	0	0	0	0	0	0															
09/25	at L.A. Chargers	0	0	0	0	0	0.0	0.0	0	0	0	0	0	0	0	0	0	0	0	0.0	0.0	0	0	0	0	0	0	0	0	0	0	0	0	0	0.0	0.0	0	0	0	0	0	0	0	0	0	0	0	0															
10/02	at Philadelphia	0	0	0	0	0	0.0	0.0	0	0	0	0	0	0	INACTIVE														0	0	0	0	0	0	0.0	0.0	0	0	0	0	0	0	0	0.0	0.0	0	0	0	0	0	0	0	0	0	0	0	0						
10/09	Houston	0	0	0	0	0	0.0	0.0	0	0	0	0	0	0	0	0	0	0	0	0.0	0.0	0	0	0	0	0	0	0	0	0	0	0	0	0	0	0.0	0.0	0	0	0	0	0	0	0	0	0	0	0	0														
10/16	at Indianapolis	0	0	0	0	0	0.0	0.0	0	0	0	0	0	0	INJURED RESERVE														0	0	0	0	0	0.0	0.0	0	0	0	0	0	0	0	0	0.0	0.0	0	0	0	0	0	0	0	0	0	0	0	0	0					
10/23	N.Y. Giants	0	0	0	0	0	0.0	0.0	0	0	0	0	0	0	INJURED RESERVE														0	0	0	0	0	0.0	0.0	0	0	0	0	0	0	0	0	0.0	0.0	0	0	0	0	0	0	0	0	0	0	0	0	0	0				
10/30	Denver	0	0	0	0	0	0.0	0.0	0	0	0	0	0	0	INJURED RESERVE														0	0	0	0	0	0.0	0.0	0	0	0	0	0	0	0	0	0.0	0.0	0	0	0	0	0	0	0	0	0	0	0	0	0	0	0	0	0	0
11/06	Las Vegas	1	0	1	0	0	0.0	0.0	0	0	0	0	0	0	INJURED RESERVE														0	0	0	0	0	0.0	0.0	0	0	0	0	0	0	0	0	0.0	0.0	0	0	0	0	0	0	0	0	0	0	0	0	0	0	0	0	0	1
11/13	at Kansas City																																																														
11/27	Baltimore																																																														
12/04	at Detroit																																																														
12/11	at Tennessee																																																														
12/18	Dallas																																																														
12/22	at N.Y. Jets																																																														
01/01	at Houston																																																														
01/08	Tennessee																																																														
<b>TOTALS</b>		<b>1</b>	<b>0</b>	<b>1</b>	<b>0</b>	<b>0</b>	<b>0.0</b>	<b>0.0</b>	<b>0</b>	<b>0</b>	<b>0</b>	<b>0</b>	<b>0</b>	<b>0</b>	<b>1</b>	<b>1</b>	<b>2</b>	<b>0</b>	<b>0</b>	<b>0.0</b>	<b>0.0</b>	<b>0</b>	<b>0</b>	<b>0</b>	<b>0</b>	<b>0</b>	<b>0</b>	<b>0</b>	<b>0</b>	<b>0</b>	<b>0</b>	<b>0</b>	<b>0</b>	<b>0</b>	<b>0</b>	<b>0</b>	<b>0</b>	<b>0</b>	<b>0</b>	<b>0</b>	<b>0</b>	<b>0</b>	<b>0</b>	<b>0</b>	<b>0</b>	<b>0</b>	<b>1</b>																

DATE	OPP.	DE'SHAAN DIXON													
		S	A	TK	TFL	TFLY	SK	SKY	INT	FR	FF	PR	PD		
09/11	at Washington	INACTIVE													
09/18	Indianapolis	INACTIVE													
09/25	at L.A. Chargers	INACTIVE													
10/02	at Philadelphia	0	0	0	0	0	0.0	0.0	0	0	0	0	0	0	
10/09	Houston	INACTIVE													
10/16	at Indianapolis	INACTIVE													
10/23	N.Y. Giants	0	1	1	0	0	0.0	0.0	0	0	0	0	0	0	
10/30	Denver	0	0	0	0	0	0.0	0.0	0	0	0	0	0	0	
11/06	Las Vegas	INACTIVE													
11/13	at Kansas City														
11/27	Baltimore														
12/04	at Detroit														
12/11	at Tennessee														
12/18	Dallas														
12/22	at N.Y. Jets														
01/01	at Houston														
01/08	Tennessee														
<b>TOTALS</b>		<b>0</b>	<b>1</b>	<b>1</b>	<b>0</b>	<b>0</b>	<b>0.0</b>	<b>0.0</b>	<b>0</b>	<b>0</b>	<b>0</b>	<b>0</b>	<b>0</b>	<b>0</b>	



# GAME-BY-GAME TEAM OFFENSE

2022 REGULAR SEASON JAGUARS GAME-BY-GAME OFFENSE																		
	09/11	09/18	09/25	10/02	10/09	10/16	10/23	10/30	11/06	11/13	11/27	12/04	12/11	12/18	12/22	01/01	01/08	
	@		@	@		@				@		@	@		@	@		Totals
	WAS	IND	LAC	PHI	HOU	IND	NYG	DEN	LV	KC	BAL	DET	TEN	DAL	NYJ	HOU	TEN	
<b>FIRST DOWNS</b>																		
Total	24	21	25	13	22	25	27	24	22									203
Rushing	6	6	8	3	6	13	7	12	10									71
Passing	13	14	16	9	15	8	15	6	12									108
Penalty	5	1	1	1	1	4	5	6	0									24
<b>THIRD DOWNS</b>																		
Attempts	12	15	15	7	14	10	13	11	15									112
Converted	3	6	8	2	6	5	6	4	9									49
Percentage	25.0%	40.0%	53.3%	28.6%	42.9%	50.0%	46.2%	36.4%	60.0%									43.8%
<b>FOURTH DOWNS</b>																		
Attempts	1	3	3	1	3	2	4	0	0									17
Converted	0	2	2	0	0	1	2	0	0									7
Percentage	0.0%	66.7%	66.7%	0.0%	0.0%	50.0%	50.0%	0	0									41.2%
<b>TOT. OFFENSE</b>																		
Net Yards	383	331	413	219	422	379	452	305	403									3,307
Plays	62	67	75	46	73	59	65	65	68									580
Avg./Play	6.2	4.9	5.5	4.8	5.8	6.4	7.0	4.7	5.9									5.7
<b>RUSHING</b>																		
Net Yards	123	96	151	71	136	243	142	191	168									1,321
Rush. Att.	18	37	36	19	26	33	21	32	37									259
Avg./Att.	6.8	2.6	4.2	3.7	5.2	7.4	6.8	6.0	4.5									5.1
<b>PASSING</b>																		
Net Yards	260	235	262	148	286	136	310	114	235									1,986
Attempts	42	30	39	23	47	22	44	31	31									309
Completions	24	25	28	11	25	20	22	18	25									198
Intercepted	1	0	0	1	2	0	0	2	0									6
Gross Yards	275	235	262	174	286	165	310	133	235									2,075
Sacked	2.0	0.0	0.0	4.0	0.0	4.0	0.0	2.0	0.0									12.0
Yards Lost	15	0	0	26	0	29	0	19	0									89
<b>ADVANCES</b>																		
Rushes	18	37	36	19	26	33	21	32	37									259
Completions	24	25	28	11	25	20	22	18	25									198
Totals	42	62	64	30	51	53	43	50	62									457
Total Drives	11	11	11	11	10	10	9	11	11									95
<b>PENALTIES</b>																		
Number	13	3	2	4	6	4	13	5	4									54
Yards	90	19	10	38	48	44	81	54	30									414
<b>FUMBLES</b>																		
Number	1	0	0	5	0	2	1	1	1									11
Lost	0	0	0	4	0	1	1	0	1									7
<b>PUNTING</b>																		
Yards	150	228	56	160	159	151	106	287	163									1,460
Punts	3	5	1	3	3	3	2	6	3									29
Net Avg.	42.7	37.8	50.0	52.7	48.7	44.0	52.0	40.8	44.7									44.3
Gross Avg.	50.0	45.6	56.0	53.3	53.0	50.3	53.0	47.8	54.3									50.3
<b>SCORING</b>																		
Points	22	24	38	21	6	27	17	17	27									199
Q1	3	7	0	14	3	7	8	7	0									49
Q2	0	10	16	0	3	7	3	3	10									52
Q3	9	7	15	0	0	7	6	0	7									51
Q4	10	0	7	7	0	6	0	7	10									47
OT	0	0	0	0	0	0	0	0	0									0
TD Rushing	1	1	1	0	0	3	2	1	2									11
TD Passing	1	2	3	2	0	1	0	1	1									11
TD KO Returns	0	0	0	0	0	0	0	0	0									0
TD Punt Returns	0	0	0	0	0	0	0	0	0									0
TD Sp. Teams	0	0	0	0	0	0	0	0	0									0
TD Def. Returns	0	0	0	1	0	0	0	0	0									1
FG Attempts	4	1	3	0	2	0	1	1	3									15
FG Made	3	1	3	0	2	0	1	1	2									13
Safety	0	0	0	0	0	0	0	0	0									0
2-Pt Attempts	1	0	1	0	0	1	1	0	0									4
2-Pt Made	0	0	1	0	0	0	1	0	0									2
Time of Possession	27:03	38:15	38:27	20:09	28:13	31:11	25:50	34:04	32:25									275:37



# GAME-BY-GAME TEAM DEFENSE

2022 REGULAR SEASON JAGUARS GAME-BY-GAME DEFENSE																		
	09/11	09/18	09/25	10/02	10/09	10/16	10/23	10/30	11/06	11/13	11/27	12/04	12/11	12/18	12/22	01/01	01/08	
	@		@	@		@				@		@	@		@	@		Totals
	WAS	IND	LAC	PHI	HOU	IND	NYG	DEN	LV	KC	BAL	DET	TEN	DAL	NYJ	HOU	TEN	
<b>FIRST DOWNS</b>																		
Total	26	9	16	25	15	29	27	18	16									181
Rushing	7	3	2	14	7	4	13	7	5									62
Passing	16	6	13	8	6	22	11	11	11									104
Penalty	3	0	1	3	2	3	3	0	0									15
<b>THIRD DOWNS</b>																		
Attempts	10	10	13	15	13	15	12	11	12									111
Converted	7	2	5	4	5	10	6	2	3									44
Percentage	70.0%	20.0%	38.5%	26.7%	38.5%	66.7%	50.0%	18.2%	25.0%									39.6%
<b>FOURTH DOWNS</b>																		
Attempts	0	2	2	5	0	0	1	3	3									16
Converted	0	0	0	3	0	0	0	2	1									6
Percentage	0	0.0%	0.0%	60.0%	0	0	0.0%	66.7%	33.3%									37.5%
<b>TOT. OFFENSE</b>																		
Net Yards	390	218	312	401	248	434	436	331	321									3,091
Plays	70	48	58	77	56	74	70	61	57									571
Avg./Play	5.6	4.5	5.4	5.2	4.4	5.9	6.2	5.4	5.6									5.4
<b>RUSHING</b>																		
Net Yards	85	54	26	210	116	45	236	101	73									946
Rush. Att.	28	13	12	50	31	16	39	28	19									236
Avg./Att.	3.0	4.2	2.2	4.2	3.7	2.8	6.1	3.6	3.8									4.0
<b>PASSING</b>																		
Net Yards	305	164	286	191	132	389	200	230	248									2,145
Attempts	41	30	45	25	24	58	30	30	36									319
Completions	27	16	25	16	16	42	19	18	21									200
Intercepted	2	3	1	1	0	0	0	1	0									8
Gross Yards	313	195	297	204	140	389	202	252	259									2,251
Sacked	1.0	5.0	1.0	2.0	1.0	0.0	1.0	3.0	2.0									16.0
Yards Lost	8	31	11	13	8	0	2	22	11									106
<b>ADVANCES</b>																		
Rushes	28	13	12	50	31	16	39	28	19									236
Completions	27	16	25	16	16	42	19	18	21									200
Totals	55	29	37	66	47	58	58	46	40									436
Total Drives	12	11	10	12	10	9	8	12	10									94
<b>PENALTIES</b>																		
Number	6	5	7	3	4	7	8	12	5									57
Yards	63	30	54	20	25	52	67	80	45									436
<b>FUMBLES</b>																		
Number	1	2	1	1	0	2	0	0	1									8
Lost	1	0	1	0	0	0	0	0	1									3
<b>PUNTING</b>																		
Yards	147	227	175	134	293	110	80	306	196									1,668
Punts	3	5	4	3	6	3	2	6	4									36
Net Avg.	41.7	44.0	39.3	35.3	42.0	34.0	30.0	46.8	45.0									41.2
Gross Avg.	49.0	45.4	43.8	44.7	48.8	36.7	40.0	51.0	49.0									46.3
<b>SCORING</b>																		
Points	28	0	10	29	13	34	23	21	20									178
Q1	7	0	0	0	0	0	7	0	7									21
Q2	7	0	7	20	6	13	6	7	13									79
Q3	0	0	3	0	0	6	0	7	0									16
Q4	14	0	0	9	7	15	10	7	0									62
OT	0	0	0	0	0	0	0	0	0									0
TD Rushing	0	0	0	4	1	1	1	2	0									9
TD Passing	4	0	1	0	0	3	1	1	2									12
TD KO Returns	0	0	0	0	0	0	0	0	0									0
TD Punt Returns	0	0	0	0	0	0	0	0	0									0
TD Sp. Teams	0	0	0	0	0	0	0	0	0									0
TD Def. Returns	0	0	0	0	0	0	0	0	0									0
FG Attempts	0	0	1	1	2	2	3	0	2									11
FG Made	0	0	1	1	2	2	3	0	2									11
Safety	0	0	0	0	0	0	0	0	0									0
2-Pt Attempts	2	0	0	1	0	2	0	0	0									5
2-Pt Made	1	0	0	0	0	1	0	0	0									2
Time of Possession	32:57	21:45	21:33	39:51	31:47	28:49	34:10	25:56	27:35									264:23



# THIRD DOWN EFFICIENCY

JAGUARS												
Date	Opponent	3rd & 1	3rd & 2	3rd & 3	3rd & 4	3rd & 5	3rd & 6	3rd & 7	3rd & 8	3rd & 9	3rd & 10+	Total
09/11	at Washington	1 / 1	0 / 0	0 / 1	0 / 1	1 / 3	0 / 1	0 / 0	0 / 0	1 / 1	0 / 4	3 / 12
09/18	Indianapolis	1 / 2	1 / 1	0 / 0	1 / 1	0 / 2	1 / 2	0 / 0	2 / 4	0 / 1	0 / 2	6 / 15
09/25	at L.A. Chargers	0 / 3	2 / 2	1 / 1	0 / 0	1 / 3	2 / 2	0 / 0	1 / 1	0 / 1	1 / 2	8 / 15
10/02	at Philadelphia	0 / 1	0 / 0	0 / 1	0 / 0	1 / 2	0 / 0	0 / 0	0 / 0	0 / 0	1 / 3	2 / 7
10/09	Houston	1 / 1	1 / 1	0 / 0	1 / 1	1 / 1	0 / 0	0 / 2	1 / 3	0 / 1	1 / 4	6 / 14
10/16	at Indianapolis	2 / 3	0 / 2	1 / 1	0 / 0	0 / 0	0 / 0	0 / 0	0 / 0	1 / 2	1 / 2	5 / 10
10/23	N.Y. Giants	2 / 3	0 / 1	0 / 1	0 / 1	0 / 1	0 / 0	0 / 0	1 / 1	0 / 0	3 / 5	6 / 13
10/30	Denver	3 / 3	0 / 0	0 / 0	0 / 0	0 / 0	1 / 1	0 / 1	0 / 2	0 / 1	0 / 3	4 / 11
11/06	Las Vegas	3 / 5	1 / 1	2 / 3	2 / 3	0 / 1	0 / 0	0 / 1	1 / 1	0 / 0	0 / 0	9 / 15
11/13	at Kansas City	--	--	--	--	--	--	--	--	--	--	--
11/27	Baltimore	--	--	--	--	--	--	--	--	--	--	--
12/04	at Detroit	--	--	--	--	--	--	--	--	--	--	--
12/11	at Tennessee	--	--	--	--	--	--	--	--	--	--	--
12/18	Dallas	--	--	--	--	--	--	--	--	--	--	--
12/22	at N.Y. Jets	--	--	--	--	--	--	--	--	--	--	--
01/01	at Houston	--	--	--	--	--	--	--	--	--	--	--
01/08	Tennessee	--	--	--	--	--	--	--	--	--	--	--
<b>TOTALS</b>		<b>13 / 22</b>	<b>5 / 8</b>	<b>4 / 8</b>	<b>4 / 7</b>	<b>4 / 13</b>	<b>4 / 6</b>	<b>0 / 4</b>	<b>6 / 12</b>	<b>2 / 7</b>	<b>7 / 25</b>	<b>49 / 112</b>
		<b>59.1%</b>	<b>62.5%</b>	<b>50.0%</b>	<b>57.1%</b>	<b>30.8%</b>	<b>66.7%</b>	<b>0.0%</b>	<b>50.0%</b>	<b>28.6%</b>	<b>28.0%</b>	<b>43.8%</b>

OPPONENT												
Date	Opponent	3rd & 1	3rd & 2	3rd & 3	3rd & 4	3rd & 5	3rd & 6	3rd & 7	3rd & 8	3rd & 9	3rd & 10+	Total
09/11	at Washington	1 / 1	0 / 1	0 / 0	0 / 0	2 / 2	0 / 0	0 / 0	3 / 3	0 / 0	1 / 3	7 / 10
09/18	Indianapolis	0 / 0	1 / 1	0 / 1	1 / 1	0 / 0	0 / 1	0 / 2	0 / 0	0 / 0	0 / 4	2 / 10
09/25	at L.A. Chargers	0 / 1	0 / 1	0 / 0	0 / 0	0 / 0	2 / 2	1 / 3	0 / 0	0 / 0	2 / 6	5 / 13
10/02	at Philadelphia	1 / 2	0 / 1	1 / 2	0 / 0	2 / 3	0 / 1	0 / 1	0 / 2	0 / 0	0 / 3	4 / 15
10/09	Houston	1 / 1	1 / 2	0 / 0	0 / 1	1 / 2	1 / 2	0 / 1	0 / 1	0 / 1	1 / 2	5 / 13
10/16	at Indianapolis	1 / 1	1 / 1	0 / 0	2 / 3	0 / 1	0 / 1	3 / 4	0 / 0	0 / 0	3 / 4	10 / 15
10/23	N.Y. Giants	1 / 1	2 / 3	2 / 2	0 / 2	1 / 1	0 / 0	0 / 0	0 / 0	0 / 0	0 / 3	6 / 12
10/30	Denver	0 / 2	0 / 0	0 / 0	0 / 1	1 / 1	0 / 1	1 / 2	0 / 1	0 / 0	0 / 3	2 / 11
11/06	Las Vegas	0 / 0	0 / 1	0 / 1	0 / 0	0 / 0	0 / 1	0 / 1	1 / 1	2 / 2	0 / 5	3 / 12
11/13	at Kansas City	--	--	--	--	--	--	--	--	--	--	--
11/27	Baltimore	--	--	--	--	--	--	--	--	--	--	--
12/04	at Detroit	--	--	--	--	--	--	--	--	--	--	--
12/11	at Tennessee	--	--	--	--	--	--	--	--	--	--	--
12/18	Dallas	--	--	--	--	--	--	--	--	--	--	--
12/22	at N.Y. Jets	--	--	--	--	--	--	--	--	--	--	--
01/01	at Houston	--	--	--	--	--	--	--	--	--	--	--
01/08	Tennessee	--	--	--	--	--	--	--	--	--	--	--
<b>TOTALS</b>		<b>5 / 9</b>	<b>5 / 11</b>	<b>3 / 6</b>	<b>3 / 8</b>	<b>7 / 10</b>	<b>3 / 9</b>	<b>5 / 14</b>	<b>4 / 8</b>	<b>2 / 3</b>	<b>7 / 33</b>	<b>44 / 111</b>
		<b>55.6%</b>	<b>45.5%</b>	<b>50.0%</b>	<b>37.5%</b>	<b>70.0%</b>	<b>33.3%</b>	<b>35.7%</b>	<b>50.0%</b>	<b>66.7%</b>	<b>21.2%</b>	<b>39.6%</b>



# FOURTH DOWN EFFICIENCY

Date	Opponent	JAGUARS						OPPONENT						
		4th & 1	4th & 2	4th & 3	4th & 4	4th & 5+	Total	4th & 1	4th & 2	4th & 3	4th & 4	4th & 5+	Total	
09/11	at Washington	0 / 0	0 / 0	0 / 1	0 / 0	0 / 0	0 / 1	0 / 0	0 / 0	0 / 0	0 / 0	0 / 0	0 / 0	0 / 0
09/18	Indianapolis	1 / 1	0 / 0	1 / 1	0 / 0	0 / 1	2 / 3	0 / 0	0 / 0	0 / 0	0 / 0	0 / 0	0 / 2	0 / 2
09/25	at L.A. Chargers	2 / 2	0 / 0	0 / 0	0 / 0	0 / 1	2 / 3	0 / 0	0 / 0	0 / 0	0 / 0	0 / 0	0 / 2	0 / 2
10/02	at Philadelphia	0 / 0	0 / 0	0 / 1	0 / 0	0 / 0	0 / 1	2 / 2	0 / 0	1 / 3	0 / 0	0 / 0	0 / 0	3 / 5
10/09	Houston	0 / 1	0 / 0	0 / 0	0 / 1	0 / 1	0 / 3	0 / 0	0 / 0	0 / 0	0 / 0	0 / 0	0 / 0	0 / 0
10/16	at Indianapolis	1 / 2	0 / 0	0 / 0	0 / 0	0 / 0	1 / 2	0 / 0	0 / 0	0 / 0	0 / 0	0 / 0	0 / 0	0 / 0
10/23	N.Y. Giants	1 / 2	0 / 0	0 / 1	0 / 0	1 / 1	2 / 4	0 / 0	0 / 1	0 / 0	0 / 0	0 / 0	0 / 0	0 / 1
10/30	Denver	0 / 0	0 / 0	0 / 0	0 / 0	0 / 0	0 / 0	2 / 2	0 / 0	0 / 0	0 / 0	0 / 0	0 / 1	2 / 3
11/06	Las Vegas	0 / 0	0 / 0	0 / 0	0 / 0	0 / 0	0 / 0	0 / 0	0 / 1	0 / 0	1 / 1	0 / 1	1 / 3	
11/13	at Kansas City	--	--	--	--	--	--	--	--	--	--	--	--	
11/27	Baltimore	--	--	--	--	--	--	--	--	--	--	--	--	
12/04	at Detroit	--	--	--	--	--	--	--	--	--	--	--	--	
12/11	at Tennessee	--	--	--	--	--	--	--	--	--	--	--	--	
12/18	Dallas	--	--	--	--	--	--	--	--	--	--	--	--	
12/22	at N.Y. Jets	--	--	--	--	--	--	--	--	--	--	--	--	
01/01	at Houston	--	--	--	--	--	--	--	--	--	--	--	--	
01/08	Tennessee	--	--	--	--	--	--	--	--	--	--	--	--	
<b>TOTALS</b>		<b>5 / 8</b>	<b>0 / 0</b>	<b>1 / 4</b>	<b>0 / 1</b>	<b>1 / 4</b>	<b>7 / 17</b>	<b>4 / 4</b>	<b>0 / 2</b>	<b>1 / 3</b>	<b>1 / 1</b>	<b>0 / 6</b>	<b>6 / 16</b>	
		<b>62.5%</b>	<b>0.0%</b>	<b>25.0%</b>	<b>0.0%</b>	<b>25.0%</b>	<b>41.2%</b>	<b>100.0%</b>	<b>0.0%</b>	<b>33.3%</b>	<b>100.0%</b>	<b>0.0%</b>	<b>37.5%</b>	





# GAME SUMMARIES



WEEK 1



58,192 ■ FedExField ■ Sep 11, 2022

Jacksonville Jaguars ..... 3 0 9 10 – 22  
 Washington Commanders ..... 7 7 0 14 – 28

## SCORING DRIVES

TEAM	QTR	TIME	SCORING PLAY	JAX	WAS
Jaguars	1	11:57	R.Patterson 33 yd. Field Goal (7-60, 3:03)	3	0
Commanders	1	07:36	C.Samuel 3 yd. pass from C.Wentz (J.Slye kick) (8-74, 4:21)	3	7
Commanders	2	11:47	J.Dotson 7 yd. pass from C.Wentz (J.Slye kick) (14-71, 7:31)	3	14
Jaguars	3	08:50	J.Robinson 3 yd. pass from T.Lawrence (pass failed) (6-80, 3:08)	9	14
Jaguars	3	01:16	R.Patterson 43 yd. Field Goal (11-55, 5:29)	12	14
Jaguars	4	12:04	R.Patterson 45 yd. Field Goal (6-19, 2:15)	15	14
Jaguars	4	11:45	J.Robinson 11 yd. run (R.Patterson kick) (1-11, 0:07)	22	14
Commanders	4	09:36	T.McLaurin 49 yd. pass from C.Wentz (pass failed) (4-78, 2:09)	22	20
Commanders	4	01:46	J.Dotson 24 yd. pass from C.Wentz (C.Wentz-J.McKissic pass) (13-90, 5:02)	22	28

## JACKSONVILLE JAGUARS

PASSING	ATT	CP	YDS	SK/YD	TD	LG	INT	RTG
Trevor Lawrence	42	24	275	2/15	1	49	1	75.0
<b>TOTAL</b>	<b>42</b>	<b>24</b>	<b>275</b>	<b>2/15</b>	<b>1</b>	<b>49</b>	<b>1</b>	<b>75.0</b>

RUSHING	ATT	YDS	AVG	LG	TD
James Robinson	11	66	6.0	22	1
Travis Etienne Jr.	4	47	11.8	27	0
Jamal Agnew	1	6	6.0	6	0
Trevor Lawrence	2	4	2.0	6	0
<b>TOTAL</b>	<b>18</b>	<b>123</b>	<b>6.8</b>	<b>27</b>	<b>1</b>

RECEIVING	NO	YDS	AVG	LG	TD
Christian Kirk	6	117	19.5	49	0
Zay Jones	6	65	10.8	18	0
Marvin Jones Jr.	4	38	9.5	12	0
Evan Engram	4	28	7.0	11	0
Travis Etienne Jr.	2	18	9.0	23	0
Jamal Agnew	1	6	6.0	6	0
James Robinson	1	3	3.0	3t	1
<b>TOTAL</b>	<b>24</b>	<b>275</b>	<b>11.5</b>	<b>49</b>	<b>1</b>

TOP DEFENSE	TOT	SOLO	AST	SCK	YDS	INT
Devin Lloyd	11	8	3	0.0	0.0	0
Foyesade Oluokun	10	6	4	0.0	0.0	0
Andre Cisco	5	5	0	0.0	0.0	0

FIELD GOALS	FGM/FGA	PERCENT	RESULTS
Riley Patterson	3-4	75.0	33G, 37RU, 43G, 45G
<b>TOTAL</b>	<b>3-4</b>	<b>75.0</b>	

## WASHINGTON COMMANDERS

PASSING	ATT	CP	YDS	SK/YD	TD	LG	INT	RTG
Carson Wentz	41	27	313	1/8	4	49t	2	101.0
<b>TOTAL</b>	<b>41</b>	<b>27</b>	<b>313</b>	<b>1/8</b>	<b>4</b>	<b>49T</b>	<b>2</b>	<b>101.0</b>

RUSHING	ATT	YDS	AVG	LG	TD
Antonio Gibson	14	58	4.1	13	0
Curtis Samuel	4	17	4.3	11	0
Carson Wentz	6	12	2.0	8	0
J.D. McKissic	3	8	2.7	5	0
Jahan Dotson	1	-10	-10.0	-10	0
<b>TOTAL</b>	<b>28</b>	<b>85</b>	<b>3.0</b>	<b>13</b>	<b>0</b>

RECEIVING	NO	YDS	AVG	LG	TD
Curtis Samuel	8	55	6.9	13	1
Antonio Gibson	7	72	10.3	26	0
Logan Thomas	3	45	15.0	27	0
Jahan Dotson	3	40	13.3	24t	2
J.D. McKissic	3	20	6.7	10	0
Terry McLaurin	2	58	29.0	49t	1
Armani Rogers	1	23	23.0	23	0
<b>TOTAL</b>	<b>27</b>	<b>313</b>	<b>11.6</b>	<b>49T</b>	<b>4</b>

TOP DEFENSE	TOT	SOLO	AST	SCK	YDS	INT
William Jackson III	9	8	1	0.0	0.0	0
Darrick Forrest	5	4	1	0.0	0.0	1
Cole Holcomb	5	2	3	0.0	0.0	0

FIELD GOALS	FGM/FGA	PERCENT	RESULTS
			No Field Goals

## Team Statistics

	Jaguars	Commanders
First Downs	24	26
3rd-Down Eff. (Made/Att/Pct)	3/12/25%	7/10/70%
4th-Down Eff. (Made/Att/Pct)	0/1/0%	0/0/0%
Total Net Yards	383	390
Total Plays	62	70
Yards Per Play	6.2	5.6
Rushes/Net Yards	18/123	28/85
Net Passing	260	305
Pass Attempts/Completions	42/24	41/27
Had Intercepted	1	2
Sacked/Yards Lost	2/15	1/8
Punts/Average	3/50.0	3/49.0
Penalties/Yards	13/90	6/63
Fumbles/Lost	1/0	1/1
Possession Time	27:03	32:57



# GAME SUMMARIES



## WEEK 2



58,360 ■ TIAA Bank Field ■ Sep 18, 2022

Indianapolis Colts ..... 0 0 0 0 - 0  
 Jacksonville Jaguars ..... 7 10 7 0 - 24

### SCORING DRIVES

TEAM	QTR	TIME	SCORING PLAY	IND	JAX
Jaguars	1	02:21	C.Kirk 10 yd. pass from T.Lawrence (R.Patterson kick) (15-68, 9:11)	0	7
Jaguars	2	07:52	J.Robinson 37 yd. run (R.Patterson kick) (6-79, 3:40)	0	14
Jaguars	2	01:43	R.Patterson 52 yd. Field Goal (10-41, 4:00)	0	17
Jaguars	3	00:17	C.Kirk 5 yd. pass from T.Lawrence (R.Patterson kick) (12-92, 7:42)	0	24

### JACKSONVILLE JAGUARS

PASSING	ATT	CP	YDS	SK/YD	TD	LG	INT	RTG
Trevor Lawrence	30	25	235	0/0	2	26	0	121.5
<b>TOTAL</b>	<b>30</b>	<b>25</b>	<b>235</b>	<b>0/0</b>	<b>2</b>	<b>26</b>	<b>0</b>	<b>121.5</b>

RUSHING	ATT	YDS	AVG	LG	TD
James Robinson	23	64	2.8	37t	1
Travis Etienne Jr.	9	20	2.2	6	0
Trevor Lawrence	3	11	3.7	8	0
Jamal Agnew	2	1	0.5	2	0
<b>TOTAL</b>	<b>37</b>	<b>96</b>	<b>2.6</b>	<b>37T</b>	<b>1</b>

RECEIVING	NO	YDS	AVG	LG	TD
Evan Engram	7	46	6.6	12	0
Christian Kirk	6	78	13.0	26	2
Travis Etienne Jr.	3	33	11.0	14	0
Marvin Jones Jr.	3	33	11.0	13	0
Zay Jones	3	23	7.7	10	0
James Robinson	2	14	7.0	10	0
Dan Arnold	1	8	8.0	8	0
<b>TOTAL</b>	<b>25</b>	<b>235</b>	<b>9.4</b>	<b>26</b>	<b>2</b>

TOP DEFENSE	TOT	SOLO	AST	SCK	YDS	INT
Andre Cisco	6	4	2	0.0	0.0	1
Devin Lloyd	6	3	3	0.0	0.0	1
Shaquill Griffin	4	3	1	0.0	0.0	0

FIELD GOALS	FGM/FGA	PERCENT	RESULTS
Riley Patterson	1-1	100.0	52G
<b>TOTAL</b>	<b>1-1</b>	<b>100.0</b>	

### INDIANAPOLIS COLTS

PASSING	ATT	CP	YDS	SK/YD	TD	LG	INT	RTG
Matt Ryan	30	16	195	5/31	0	39	3	34.0
<b>TOTAL</b>	<b>30</b>	<b>16</b>	<b>195</b>	<b>5/31</b>	<b>0</b>	<b>39</b>	<b>3</b>	<b>34.0</b>

RUSHING	ATT	YDS	AVG	LG	TD
Jonathan Taylor	9	54	6.0	21	0
Ashton Dulin	1	3	3.0	3	0
Nyheim Hines	1	0	0.0	0	0
Deon Jackson	2	-3	-1.5	1	0
<b>TOTAL</b>	<b>13</b>	<b>54</b>	<b>4.2</b>	<b>21</b>	<b>0</b>

RECEIVING	NO	YDS	AVG	LG	TD
Ashton Dulin	5	79	15.8	39	0
Nyheim Hines	4	37	9.3	19	0
Dezmon Patmon	2	24	12.0	17	0
Kylen Granson	2	14	7.0	8	0
Mike Strachan	1	23	23.0	23	0
Mo Alie-Cox	1	9	9.0	9	0
Jonathan Taylor	1	9	9.0	9	0
<b>TOTAL</b>	<b>16</b>	<b>195</b>	<b>12.2</b>	<b>39</b>	<b>0</b>

TOP DEFENSE	TOT	SOLO	AST	SCK	YDS	INT
Bobby Okereke	11	9	2	0.0	0.0	0
Zaire Franklin	10	8	2	0.0	0.0	0
Rodney McLeod Jr.	6	5	1	0.0	0.0	0

FIELD GOALS	FGM/FGA	PERCENT	RESULTS
			No Field Goals

### Team Statistics

	Colts	Jaguars
First Downs	9	21
3rd-Down Eff. (Made/Att/Pct)	2/10/20%	6/15/40%
4th-Down Eff. (Made/Att/Pct)	0/2/0%	2/3/67%
Total Net Yards	218	331
Total Plays	48	67
Yards Per Play	4.5	4.9
Rushes/Net Yards	13/54	37/96
Net Passing	164	235
Pass Attempts/Completions	30/16	30/25
Had Intercepted	3	0
Sacked/Yards Lost	5/31	0/0
Punts/Average	5/45.4	5/45.6
Penalties/Yards	5/30	3/19
Fumbles/Lost	2/0	0/0
Possession Time	21:45	38:15



# GAME SUMMARIES



## WEEK 3



67,964 ■ SoFi Stadium ■ Sep 25, 2022

Jacksonville Jaguars ..... 0 16 15 7 - 38  
 Los Angeles Chargers ..... 0 7 3 0 - 10

### SCORING DRIVES

TEAM	QTR	TIME	SCORING PLAY	JAX	LAC
Jaguars	2	14:57	R.Patterson 22 yd. Field Goal (12-63, 5:14)	3	0
Jaguars	2	13:52	R.Patterson 23 yd. Field Goal (4-0, 0:49)	6	0
Jaguars	2	10:23	Z.Jones 14 yd. pass from T.Lawrence (R.Patterson kick) (5-28, 1:58)	13	0
Chargers	2	06:10	M.Williams 15 yd. pass from J.Herbert (D.Hopkins kick) (9-75, 4:13)	13	7
Jaguars	2	01:02	R.Patterson 23 yd. Field Goal (11-70, 5:08)	16	7
Chargers	3	11:51	D.Hopkins 25 yd. Field Goal (10-68, 3:09)	16	10
Jaguars	3	10:38	J.Robinson 50 yd. run (R.Patterson kick) (5-75, 1:13)	23	10
Jaguars	3	01:15	C.Kirk 4 yd. pass from T.Lawrence (14-60, 8:27)	31	10
Jaguars	4	04:54	M.Jones 11 yd. pass from T.Lawrence (R.Patterson kick) (14-68, 9:10)	38	10

### JACKSONVILLE JAGUARS

PASSING	ATT	CP	YDS	SK/YD	TD	LG	INT	RTG
Trevor Lawrence	39	28	262	0/0	3	35	0	115.5
<b>TOTAL</b>	<b>39</b>	<b>28</b>	<b>262</b>	<b>0/0</b>	<b>3</b>	<b>35</b>	<b>0</b>	<b>115.5</b>

RUSHING	ATT	YDS	AVG	LG	TD
James Robinson	17	100	5.9	50t	1
Travis Etienne Jr.	13	45	3.5	9	0
Trevor Lawrence	3	7	2.3	6	0
Evan Engram	1	0	0.0	0	0
Zay Jones	1	0	0.0	0	0
C.J. Beathard	1	-1	-1.0	-1	0
<b>TOTAL</b>	<b>36</b>	<b>151</b>	<b>4.2</b>	<b>50T</b>	<b>1</b>

RECEIVING	NO	YDS	AVG	LG	TD
Zay Jones	10	85	8.5	16	1
Christian Kirk	6	72	12.0	35	1
Marvin Jones Jr.	4	33	8.3	11t	1
Travis Etienne Jr.	3	30	10.0	16	0
James Robinson	3	16	5.3	7	0
Jamal Agnew	1	17	17.0	17	0
Evan Engram	1	9	9.0	9	0
<b>TOTAL</b>	<b>28</b>	<b>262</b>	<b>9.4</b>	<b>35</b>	<b>3</b>

TOP DEFENSE	TOT	SOLO	AST	SCK	YDS	INT
Foyesade Oluokun	8	7	1	0.0	0.0	0
Devin Lloyd	7	5	2	0.0	0.0	1
Tre Herndon	6	5	1	0.0	0.0	0

FIELD GOALS	FGM/FGA	PERCENT	RESULTS
Riley Patterson	3-3	100.0	22G, 23G, 23G
<b>TOTAL</b>	<b>3-3</b>	<b>100.0</b>	

### LOS ANGELES CHARGERS

PASSING	ATT	CP	YDS	SK/YD	TD	LG	INT	RTG
Justin Herbert	45	25	297	1/11	1	54	1	74.0
<b>TOTAL</b>	<b>45</b>	<b>25</b>	<b>297</b>	<b>1/11</b>	<b>1</b>	<b>54</b>	<b>1</b>	<b>74.0</b>

RUSHING	ATT	YDS	AVG	LG	TD
Sony Michel	5	22	4.4	8	0
Justin Herbert	1	7	7.0	7	0
Austin Ekeler	4	5	1.3	3	0
Joshua Kelley	1	-3	-3.0	-3	0
DeAndre Carter	1	-5	-5.0	-5	0
<b>TOTAL</b>	<b>12</b>	<b>26</b>	<b>2.2</b>	<b>8</b>	<b>0</b>

RECEIVING	NO	YDS	AVG	LG	TD
Austin Ekeler	8	48	6.0	12	0
Joshua Palmer	6	99	16.5	45	0
DeAndre Carter	3	31	10.3	17	0
Jalen Guyton	2	64	32.0	54	0
Gerald Everett	2	25	12.5	14	0
Joshua Kelley	2	6	3.0	8	0
Mike Williams	1	15	15.0	15t	1
Sony Michel	1	9	9.0	9	0
<b>TOTAL</b>	<b>25</b>	<b>297</b>	<b>11.9</b>	<b>54</b>	<b>1</b>

TOP DEFENSE	TOT	SOLO	AST	SCK	YDS	INT
Drue Tranquill	11	9	2	0.0	0.0	0
Michael Davis	10	8	2	0.0	0.0	0
Derwin James Jr.	9	4	5	0.0	0.0	0

FIELD GOALS	FGM/FGA	PERCENT	RESULTS
Dustin Hopkins	1-1	100.0	25G
<b>TOTAL</b>	<b>1-1</b>	<b>100.0</b>	

### Team Statistics

	Jaguars	Chargers
First Downs	25	16
3rd-Down Eff. (Made/Att/Pct)	8/15/53%	5/13/38%
4th-Down Eff. (Made/Att/Pct)	2/3/67%	0/2/0%
Total Net Yards	413	312
Total Plays	75	58
Yards Per Play	5.5	5.4
Rushes/Net Yards	36/151	12/26
Net Passing	262	286
Pass Attempts/Completions	39/28	45/25
Had Intercepted	0	1
Sacked/Yards Lost	0/0	1/11
Punts/Average	1/56.0	4/43.8
Penalties/Yards	2/10	7/54
Fumbles/Lost	0/0	1/1
Possession Time	38:27	21:33



# GAME SUMMARIES



## WEEK 4



69,879 ■ Lincoln Financial Field ■ Oct 2, 2022

Jacksonville Jaguars ..... 14 0 0 7 - 21  
Philadelphia Eagles ..... 0 20 0 9 - 29

### SCORING DRIVES

TEAM	QTR	TIME	SCORING PLAY	JAX	PHI
Jaguars	1	11:15	A.Cisco 59 yd. interception return (R.Patterson kick)	7	0
Jaguars	1	03:50	J.Agnew 4 yd. pass from T.Lawrence (R.Patterson kick) (8-80, 4:32)	14	0
Eagles	2	09:13	J.Hurts 3 yd. run (J.Elliott kick) (7-57, 4:13)	14	7
Eagles	2	03:55	M.Sanders 10 yd. run (J.Elliott kick) (9-71, 4:29)	14	14
Eagles	2	00:26	K.Gainwell 10 yd. run (kick failed, wr) (8-35, 2:34)	14	20
Eagles	4	13:42	J.Elliott 28 yd. Field Goal (11-78, 5:35)	14	23
Eagles	4	08:49	M.Sanders 5 yd. run (pass failed) (6-24, 3:17)	14	29
Jaguars	4	07:19	J.Agnew 8 yd. pass from T.Lawrence (R.Patterson kick) (6-68, 1:30)	21	29

### JACKSONVILLE JAGUARS

PASSING	ATT	CP	YDS	SK/YD	TD	LG	INT	RTG
Trevor Lawrence	23	11	174	4/26	2	45	1	84.3
<b>TOTAL</b>	<b>23</b>	<b>11</b>	<b>174</b>	<b>4/26</b>	<b>2</b>	<b>45</b>	<b>1</b>	<b>84.3</b>

RUSHING	ATT	YDS	AVG	LG	TD
Travis Etienne Jr.	8	32	4.0	11	0
James Robinson	8	29	3.6	9	0
Trevor Lawrence	2	7	3.5	7	0
Christian Kirk	1	3	3.0	3	0
<b>TOTAL</b>	<b>19</b>	<b>71</b>	<b>3.7</b>	<b>11</b>	<b>0</b>

RECEIVING	NO	YDS	AVG	LG	TD
Jamal Agnew	4	50	12.5	24	2
Christian Kirk	2	60	30.0	45	0
Ja'Mycal Hasty	2	22	11.0	15	0
Dan Arnold	1	26	26.0	26	0
Evan Engram	1	16	16.0	16	0
Chris Manhertz	1	0	0.0	0	0
<b>TOTAL</b>	<b>11</b>	<b>174</b>	<b>15.8</b>	<b>45</b>	<b>2</b>

TOP DEFENSE	TOT	SOLO	AST	SCK	YDS	INT
Foyesade Oluokun	16	12	4	0.0	0.0	0
Devin Lloyd	14	4	10	0.0	0.0	0
Roy Robertson-Harris	9	3	6	0.0	0.0	0

FIELD GOALS	FGM/FGA	PERCENT	RESULTS
No Field Goals			

### PHILADELPHIA EAGLES

PASSING	ATT	CP	YDS	SK/YD	TD	LG	INT	RTG
Jalen Hurts	25	16	204	2/13	0	31	1	72.8
<b>TOTAL</b>	<b>25</b>	<b>16</b>	<b>204</b>	<b>2/13</b>	<b>0</b>	<b>31</b>	<b>1</b>	<b>72.8</b>

RUSHING	ATT	YDS	AVG	LG	TD
Miles Sanders	27	134	5.0	35	2
Jalen Hurts	16	38	2.4	13	1
Kenneth Gainwell	5	19	3.8	10t	1
Trey Sermon	2	19	9.5	14	0
<b>TOTAL</b>	<b>50</b>	<b>210</b>	<b>4.2</b>	<b>35</b>	<b>4</b>

RECEIVING	NO	YDS	AVG	LG	TD
A.J. Brown	5	95	19.0	31	0
Dallas Goedert	5	72	14.4	26	0
DeVonta Smith	3	17	5.7	7	0
Miles Sanders	2	22	11.0	16	0
Kenneth Gainwell	1	-2	-2.0	-2	0
<b>TOTAL</b>	<b>16</b>	<b>204</b>	<b>12.8</b>	<b>31</b>	<b>0</b>

TOP DEFENSE	TOT	SOLO	AST	SCK	YDS	INT
T.J. Edwards	6	4	2	1.0	0.0	0
Josh Sweat	5	5	0	0.0	0.0	0
Haason Reddick	4	4	0	2.0	15.0	0

FIELD GOALS	FGM/FGA	PERCENT	RESULTS
Jake Elliott	1-1	100.0	28G
<b>TOTAL</b>	<b>1-1</b>	<b>100.0</b>	

### Team Statistics

	Jaguars	Eagles
First Downs	13	25
3rd-Down Eff. (Made/Att/Pct)	2/7/29%	4/15/27%
4th-Down Eff. (Made/Att/Pct)	0/1/0%	3/5/60%
Total Net Yards	219	401
Total Plays	46	77
Yards Per Play	4.8	5.2
Rushes/Net Yards	19/71	50/210
Net Passing	148	191
Pass Attempts/Completions	23/11	25/16
Had Intercepted	1	1
Sacked/Yards Lost	4/26	2/13
Punts/Average	3/53.3	3/44.7
Penalties/Yards	4/38	3/20
Fumbles/Lost	5/4	1/0
Possession Time	20:09	39:51



# GAME SUMMARIES



## WEEK 5

60,018 ■ TIAA Bank Field ■ Oct 9, 2022



Houston Texans ..... 0 6 0 7 - 13  
 Jacksonville Jaguars ..... 3 3 0 0 - 6

### SCORING DRIVES

TEAM	QTR	TIME	SCORING PLAY	HOU	JAX
Jaguars	1	01:22	R.Patterson 26 yd. Field Goal (11-60, 4:03)	0	3
Texans	2	12:24	K.Fairbairn 50 yd. Field Goal (8-44, 3:58)	3	3
Texans	2	03:23	K.Fairbairn 51 yd. Field Goal (8-30, 4:44)	6	3
Jaguars	2	00:06	R.Patterson 45 yd. Field Goal (9-51, 3:17)	6	6
Texans	4	03:11	D.Pierce 1 yd. run (K.Fairbairn kick) (12-74, 6:48)	13	6

### JACKSONVILLE JAGUARS

PASSING	ATT	CP	YDS	SK/YD	TD	LG	INT	RTG
Trevor Lawrence	47	25	286	0/0	0	37	2	54.0
<b>TOTAL</b>	<b>47</b>	<b>25</b>	<b>286</b>	<b>0/0</b>	<b>0</b>	<b>37</b>	<b>2</b>	<b>54.0</b>

RUSHING	ATT	YDS	AVG	LG	TD
Travis Etienne Jr.	10	71	7.1	30	0
Trevor Lawrence	4	29	7.3	12	0
James Robinson	10	27	2.7	9	0
JaMycal Hasty	1	6	6.0	6	0
Jamal Agnew	1	3	3.0	3	0
<b>TOTAL</b>	<b>26</b>	<b>136</b>	<b>5.2</b>	<b>30</b>	<b>0</b>

RECEIVING	NO	YDS	AVG	LG	TD
Marvin Jones Jr.	7	104	14.9	37	0
Evan Engram	6	69	11.5	28	0
Travis Etienne Jr.	3	43	14.3	20	0
Zay Jones	3	12	4.0	7	0
Chris Manhertz	2	15	7.5	12	0
James Robinson	2	12	6.0	10	0
Dan Arnold	1	20	20.0	20	0
Christian Kirk	1	11	11.0	6	0
<b>TOTAL</b>	<b>25</b>	<b>286</b>	<b>11.4</b>	<b>37</b>	<b>0</b>

TOP DEFENSE	TOT	SOLO	AST	SCK	YDS	INT
Rayshawn Jenkins	12	7	5	0.0	0.0	0
Devin Lloyd	11	6	5	0.0	0.0	0
Foyesade Oluokun	8	6	2	1.0	8.0	0

FIELD GOALS	FGM/FGA	PERCENT	RESULTS
Riley Patterson	2-2	100.0	26G, 45G
<b>TOTAL</b>	<b>2-2</b>	<b>100.0</b>	

### HOUSTON TEXANS

PASSING	ATT	CP	YDS	SK/YD	TD	LG	INT	RTG
Davis Mills	24	16	140	1/8	0	23	0	81.9
<b>TOTAL</b>	<b>24</b>	<b>16</b>	<b>140</b>	<b>1/8</b>	<b>0</b>	<b>23</b>	<b>0</b>	<b>81.9</b>

RUSHING	ATT	YDS	AVG	LG	TD
Dameon Pierce	26	99	3.8	20	1
Rex Burkhead	3	15	5.0	9	0
Davis Mills	2	2	1.0	3	0
<b>TOTAL</b>	<b>31</b>	<b>116</b>	<b>3.7</b>	<b>20</b>	<b>1</b>

RECEIVING	NO	YDS	AVG	LG	TD
Nico Collins	4	65	16.3	23	0
Brandin Cooks	4	20	5.0	7	0
Dameon Pierce	3	14	4.7	11	0
Jordan Akins	2	22	11.0	11	0
Rex Burkhead	2	13	6.5	9	0
Mason Schreck	1	6	6.0	6	0
<b>TOTAL</b>	<b>16</b>	<b>140</b>	<b>8.8</b>	<b>23</b>	<b>0</b>

TOP DEFENSE	TOT	SOLO	AST	SCK	YDS	INT
Jalen Pitre	8	6	2	0.0	0.0	0
Christian Kirksey	8	5	3	0.0	0.0	0
Derek Stingley Jr.	7	6	1	0.0	0.0	1

FIELD GOALS	FGM/FGA	PERCENT	RESULTS
Ka'imi Fairbairn	2-2	100.0	50G, 51G
<b>TOTAL</b>	<b>2-2</b>	<b>100.0</b>	

### Team Statistics

	Texans	Jaguars
First Downs	15	22
3rd-Down Eff. (Made/Att/Pct)	5/13/38%	6/14/43%
4th-Down Eff. (Made/Att/Pct)	0/0/0%	0/3/0%
Total Net Yards	248	422
Total Plays	56	73
Yards Per Play	4.4	5.8
Rushes/Net Yards	31/116	26/136
Net Passing	132	286
Pass Attempts/Completions	24/16	47/25
Had Intercepted	0	2
Sacked/Yards Lost	1/8	0/0
Punts/Average	6/48.8	3/53.0
Penalties/Yards	4/25	6/48
Fumbles/Lost	0/0	0/0
Possession Time	31:47	28:13



# GAME SUMMARIES



WEEK 6



65,749 ■ Lucas Oil Stadium ■ Oct 16, 2022

Jacksonville Jaguars ..... 7 7 7 6 – 27  
 Indianapolis Colts ..... 0 13 6 15 – 34

## SCORING DRIVES

TEAM	QTR	TIME	SCORING PLAY	JAX	IND
Jaguars	1	03:48	T.Lawrence 1 yd. run (R.Patterson kick) (6-56, 3:30)	7	0
Colts	2	13:56	C.McLaughlin 28 yd. Field Goal (13-67, 4:52)	7	3
Jaguars	2	11:27	J.Hasty 61 yd. run (R.Patterson kick) (4-75, 2:29)	14	3
Colts	2	02:06	P.Campbell 4 yd. pass from M.Ryan (C.McLaughlin kick) (8-54, 4:28)	14	10
Colts	2	00:21	C.McLaughlin 42 yd. Field Goal (9-37, 1:10)	14	13
Jaguars	3	10:55	T.Lawrence 2 yd. run (R.Patterson kick) (7-75, 4:05)	21	13
Colts	3	05:44	D.Jackson 3 yd. run (pass failed) (10-75, 5:11)	21	19
Colts	4	12:47	J.Woods 10 yd. pass from M.Ryan (C.McLaughlin kick) (9-66, 3:22)	21	26
Jaguars	4	02:44	C.Kirk 4 yd. pass from T.Lawrence (pass failed) (18-84, 10:03)	27	26
Colts	4	00:17	A.Pierce 32 yd. pass from M.Ryan (11-66, 2:27)	27	34

## JACKSONVILLE JAGUARS

PASSING	ATT	CP	YDS	SK/YD	TD	LG	INT	RTG
Trevor Lawrence	22	20	165	4/29	1	22	0	113.1
<b>TOTAL</b>	<b>22</b>	<b>20</b>	<b>165</b>	<b>4/29</b>	<b>1</b>	<b>22</b>	<b>0</b>	<b>113.1</b>

RUSHING	ATT	YDS	AVG	LG	TD
Travis Etienne Jr.	10	86	8.6	48	0
JaMycal Hasty	3	57	19.0	61t	1
James Robinson	12	54	4.5	14	0
Trevor Lawrence	6	23	3.8	13	2
Jamal Agnew	1	19	19.0	19	0
Christian Kirk	1	4	4.0	4	0
<b>TOTAL</b>	<b>33</b>	<b>243</b>	<b>7.4</b>	<b>61T</b>	<b>3</b>

RECEIVING	NO	YDS	AVG	LG	TD
Zay Jones	5	42	8.4	18	0
Evan Engram	5	40	8.0	16	0
Christian Kirk	4	24	6.0	12	1
Travis Etienne Jr.	2	22	11.0	22	0
Tim Jones	1	20	20.0	20	0
Luke Farrell	1	11	11.0	11	0
Jamal Agnew	1	5	5.0	5	0
James Robinson	1	1	1.0	1	0
<b>TOTAL</b>	<b>20</b>	<b>165</b>	<b>8.3</b>	<b>22</b>	<b>1</b>

TOP DEFENSE	TOT	SOLO	AST	SCK	YDS	INT
Foyesade Oluokun	12	6	6	0.0	0.0	0
Shaquill Griffin	9	7	2	0.0	0.0	0
Andre Cisco	9	6	3	0.0	0.0	0

FIELD GOALS	FGM/FGA	PERCENT	RESULTS
	No Field Goals		

## INDIANAPOLIS COLTS

PASSING	ATT	CP	YDS	SK/YD	TD	LG	INT	RTG
Matt Ryan	58	42	389	0/0	3	32t	0	107.6
<b>TOTAL</b>	<b>58</b>	<b>42</b>	<b>389</b>	<b>0/0</b>	<b>3</b>	<b>32T</b>	<b>0</b>	<b>107.6</b>

RUSHING	ATT	YDS	AVG	LG	TD
Deon Jackson	12	42	3.5	11	1
Phillip Lindsay	3	7	2.3	3	0
Matt Ryan	1	-4	-4.0	-4	0
<b>TOTAL</b>	<b>16</b>	<b>45</b>	<b>2.8</b>	<b>11</b>	<b>1</b>

RECEIVING	NO	YDS	AVG	LG	TD
Michael Pittman Jr.	13	134	10.3	20	0
Deon Jackson	10	79	7.9	22	0
Parris Campbell	7	57	8.1	15	1
Kylen Granson	4	38	9.5	17	0
Alec Pierce	3	49	16.3	32t	1
Phillip Lindsay	3	5	1.7	5	0
Jelani Woods	2	27	13.5	17	1
<b>TOTAL</b>	<b>42</b>	<b>389</b>	<b>9.3</b>	<b>32T</b>	<b>3</b>

TOP DEFENSE	TOT	SOLO	AST	SCK	YDS	INT
Bobby Okereke	13	8	5	0.0	0.0	0
Zaire Franklin	11	7	4	0.0	0.0	0
Rodney Thomas II	7	4	3	0.0	0.0	0

FIELD GOALS	FGM/FGA	PERCENT	RESULTS
Chase McLaughlin	2-2	100.0	28G, 42G
<b>TOTAL</b>	<b>2-2</b>	<b>100.0</b>	

## Team Statistics

	Jaguars	Colts
First Downs	25	29
3rd-Down Eff. (Made/Att/Pct)	5/10/50%	10/15/67%
4th-Down Eff. (Made/Att/Pct)	1/2/50%	0/0/0%
Total Net Yards	379	434
Total Plays	59	74
Yards Per Play	6.4	5.9
Rushes/Net Yards	33/243	16/45
Net Passing	136	389
Pass Attempts/Completions	22/20	58/42
Had Intercepted	0	0
Sacked/Yards Lost	4/29	0/0
Punts/Average	3/50.3	3/36.7
Penalties/Yards	4/44	7/52
Fumbles/Lost	2/1	2/0
Possession Time	31:11	28:49



# GAME SUMMARIES



WEEK 7

65,664 ■ TIAA Bank Field ■ Oct 23, 2022



New York Giants ..... 7    6    0    10    -    23  
 Jacksonville Jaguars ..... 8    3    6    0    -    17

## SCORING DRIVES

TEAM	QTR	TIME	SCORING PLAY	NYG	JAX
Giants	1	10:21	D.Slayton 32 yd. pass from D.Jones (G.Gano kick) (9-75, 4:39)	7	0
Jaguars	1	06:55	T.Etienne 7 yd. run (T.Etienne run) (6-70, 3:23)	7	6
Jaguars	2	13:23	R.Patterson 27 yd. Field Goal (12-70, 5:44)	7	11
Giants	2	07:27	G.Gano 33 yd. Field Goal (10-60, 5:56)	10	11
Giants	2	00:28	G.Gano 33 yd. Field Goal (12-65, 2:58)	13	11
Jaguars	3	11:45	T.Lawrence 1 yd. run (kick blocked) (7-73, 3:15)	13	17
Giants	4	05:31	D.Jones 1 yd. run (G.Gano kick) (10-79, 5:54)	20	17
Giants	4	01:04	G.Gano 34 yd. Field Goal (9-61, 3:25)	23	17

## JACKSONVILLE JAGUARS

PASSING	ATT	CP	YDS	SK/YD	TD	LG	INT	RTG
Trevor Lawrence	43	22	310	0/0	0	34	0	74.8
Christian Kirk	1	0	0	0/0	0	0	0	39.6
<b>TOTAL</b>	<b>44</b>	<b>22</b>	<b>310</b>	<b>0/0</b>	<b>0</b>	<b>34</b>	<b>0</b>	<b>73.1</b>

RUSHING	ATT	YDS	AVG	LG	TD
Travis Etienne Jr.	14	114	8.1	49	1
Zay Jones	1	14	14.0	14	0
JaMycal Hasty	1	6	6.0	6	0
Christian Kirk	1	5	5.0	5	0
Trevor Lawrence	4	3	0.8	1t	1
<b>TOTAL</b>	<b>21</b>	<b>142</b>	<b>6.8</b>	<b>49</b>	<b>2</b>

RECEIVING	NO	YDS	AVG	LG	TD
Christian Kirk	7	96	13.7	34	0
Evan Ingram	4	67	16.8	28	0
Marvin Jones Jr.	4	57	14.3	28	0
Zay Jones	4	54	13.5	20	0
Dan Arnold	1	24	24.0	24	0
Tim Jones	1	7	7.0	7	0
Travis Etienne Jr.	1	5	5.0	5	0
<b>TOTAL</b>	<b>22</b>	<b>310</b>	<b>14.1</b>	<b>34</b>	<b>0</b>

TOP DEFENSE	TOT	SOLO	AST	SCK	YDS	INT
Foyesade Oluokun	12	6	6	0.0	0.0	0
Andre Cisco	8	7	1	0.0	0.0	0
Darius Williams	8	5	3	0.0	0.0	0

FIELD GOALS	FGM/FGA	PERCENT	RESULTS
Riley Patterson	1-1	100.0	27G
<b>TOTAL</b>	<b>1-1</b>	<b>100.0</b>	

## NEW YORK GIANTS

PASSING	ATT	CP	YDS	SK/YD	TD	LG	INT	RTG
Daniel Jones	30	19	202	1/2	1	32t	0	94.0
<b>TOTAL</b>	<b>30</b>	<b>19</b>	<b>202</b>	<b>1/2</b>	<b>1</b>	<b>32T</b>	<b>0</b>	<b>94.0</b>

RUSHING	ATT	YDS	AVG	LG	TD
Saquon Barkley	24	110	4.6	20	0
Daniel Jones	11	107	9.7	24	1
Matt Breida	4	19	4.8	6	0
<b>TOTAL</b>	<b>39</b>	<b>236</b>	<b>6.1</b>	<b>24</b>	<b>1</b>

RECEIVING	NO	YDS	AVG	LG	TD
Wan'Dale Robinson	6	50	8.3	17	0
Saquon Barkley	4	25	6.3	9	0
Darius Slayton	3	58	19.3	32t	1
Chris Myarick	2	21	10.5	11	0
David Sills V	1	19	19.0	19	0
Matt Breida	1	14	14.0	14	0
Daniel Bellinger	1	13	13.0	13	0
Richie James	1	2	2.0	2	0
<b>TOTAL</b>	<b>19</b>	<b>202</b>	<b>10.6</b>	<b>32T</b>	<b>1</b>

TOP DEFENSE	TOT	SOLO	AST	SCK	YDS	INT
Julian Love	9	5	4	0.0	0.0	0
Adoree' Jackson	7	6	1	0.0	0.0	0
Fabian Moreau	7	5	2	0.0	0.0	0

FIELD GOALS	FGM/FGA	PERCENT	RESULTS
Graham Gano	3-3	100.0	33G, 33G, 34G
<b>TOTAL</b>	<b>3-3</b>	<b>100.0</b>	

## Team Statistics

	Giants	Jaguars
First Downs	27	27
3rd-Down Eff. (Made/Att/Pct)	6/12/50%	6/13/46%
4th-Down Eff. (Made/Att/Pct)	0/1/0%	2/4/50%
Total Net Yards	436	452
Total Plays	70	65
Yards Per Play	6.2	7.0
Rushes/Net Yards	39/236	21/142
Net Passing	200	310
Pass Attempts/Completions	30/19	44/22
Had Intercepted	0	0
Sacked/Yards Lost	1/2	0/0
Punts/Average	2/40.0	2/53.0
Penalties/Yards	8/67	13/81
Fumbles/Lost	0/0	1/1
Possession Time	34:10	25:50



# GAME SUMMARIES



## WEEK 8



86,215 ■ Wembley Stadium ■ Oct 30, 2022

Denver Broncos ..... 0 7 7 7 - 21  
 Jacksonville Jaguars ..... 7 3 0 7 - 17

### SCORING DRIVES

TEAM	QTR	TIME	SCORING PLAY	DEN	JAX
Jaguars	1	07:40	E.Ingram 22 yd. pass from T.Lawrence (R.Patterson kick) (5-37, 2:56)	0	7
Jaguars	2	08:43	R.Patterson 37 yd. Field Goal (6-54, 2:09)	0	10
Broncos	2	02:44	J.Jeudy 6 yd. pass from R.Wilson (B.McManus kick) (11-75, 5:59)	7	10
Broncos	3	05:07	M.Gordon 1 yd. run (B.McManus kick) (9-98, 4:22)	14	10
Jaguars	4	03:54	T.Etienne 1 yd. run (R.Patterson kick) (6-47, 3:12)	14	17
Broncos	4	01:43	L.Murray 2 yd. run (B.McManus kick) (7-80, 2:11)	21	17

### JACKSONVILLE JAGUARS

PASSING	ATT	CP	YDS	SK/YD	TD	LG	INT	RTG
Trevor Lawrence	31	18	133	2/19	1	25	2	52.2
<b>TOTAL</b>	<b>31</b>	<b>18</b>	<b>133</b>	<b>2/19</b>	<b>1</b>	<b>25</b>	<b>2</b>	<b>52.2</b>

RUSHING	ATT	YDS	AVG	LG	TD
Travis Etienne Jr.	24	156	6.5	49	1
Trevor Lawrence	3	15	5.0	9	0
JaMycal Hasty	4	13	3.3	12	0
Zay Jones	1	7	7.0	7	0
<b>TOTAL</b>	<b>32</b>	<b>191</b>	<b>6.0</b>	<b>49</b>	<b>1</b>

RECEIVING	NO	YDS	AVG	LG	TD
Evan Ingram	4	55	13.8	22t	1
Christian Kirk	3	40	13.3	25	0
Zay Jones	3	28	9.3	17	0
Travis Etienne Jr.	3	6	2.0	6	0
JaMycal Hasty	3	-3	-1.0	3	0
Dan Arnold	1	8	8.0	8	0
Chris Manhertz	1	-1	-1.0	-1	0
<b>TOTAL</b>	<b>18</b>	<b>133</b>	<b>7.4</b>	<b>25</b>	<b>1</b>

TOP DEFENSE	TOT	SOLO	AST	SCK	YDS	INT
Foyesade Oluokun	9	8	1	0.0	0.0	0
Rayshawn Jenkins	7	5	2	0.0	0.0	0
Tre Herndon	5	5	0	0.0	0.0	0

FIELD GOALS	FGM/FGA	PERCENT	RESULTS
Riley Patterson	1-1	100.0	37G
<b>TOTAL</b>	<b>1-1</b>	<b>100.0</b>	

### DENVER BRONCOS

PASSING	ATT	CP	YDS	SK/YD	TD	LG	INT	RTG
Russell Wilson	30	18	252	3/22	1	47	1	84.3
<b>TOTAL</b>	<b>30</b>	<b>18</b>	<b>252</b>	<b>3/22</b>	<b>1</b>	<b>47</b>	<b>1</b>	<b>84.3</b>

RUSHING	ATT	YDS	AVG	LG	TD
Latavius Murray	14	46	3.3	9	1
Melvin Gordon III	9	29	3.2	9	1
Russell Wilson	4	17	4.3	10	0
KJ Hamler	1	9	9.0	9	0
<b>TOTAL</b>	<b>28</b>	<b>101</b>	<b>3.6</b>	<b>10</b>	<b>2</b>

RECEIVING	NO	YDS	AVG	LG	TD
Jerry Jeudy	6	63	10.5	25	1
Greg Dulcich	4	87	21.8	38	0
Melvin Gordon III	3	23	7.7	12	0
KJ Hamler	2	52	26.0	47	0
Latavius Murray	1	13	13.0	13	0
Courtland Sutton	1	13	13.0	13	0
Montrell Washington	1	1	1.0	1	0
<b>TOTAL</b>	<b>18</b>	<b>252</b>	<b>14.0</b>	<b>47</b>	<b>1</b>

TOP DEFENSE	TOT	SOLO	AST	SCK	YDS	INT
Josey Jewell	9	7	2	0.0	0.0	0
Kareem Jackson	8	6	2	0.0	0.0	0
Dre'Mont Jones	7	5	2	1.0	6.0	0

FIELD GOALS	FGM/FGA	PERCENT	RESULTS
			No Field Goals

### Team Statistics

	Broncos	Jaguars
First Downs	18	24
3rd-Down Eff. (Made/Att/Pct)	2/11/18%	4/11/36%
4th-Down Eff. (Made/Att/Pct)	2/3/67%	0/0/0%
Total Net Yards	331	305
Total Plays	61	65
Yards Per Play	5.4	4.7
Rushes/Net Yards	28/101	32/191
Net Passing	230	114
Pass Attempts/Completions	30/18	31/18
Had Intercepted	1	2
Sacked/Yards Lost	3/22	2/19
Punts/Average	6/51.0	6/47.8
Penalties/Yards	12/80	5/54
Fumbles/Lost	0/0	1/0
Possession Time	25:56	34:04





# GAME SUMMARIES



## WEEK 9

62,758 ■ TIAA Bank Field ■ Nov 6, 2022



Las Vegas Raiders ..... 7 13 0 0 - 20  
 Jacksonville Jaguars ..... 0 10 7 10 - 27

### SCORING DRIVES

TEAM	QTR	TIME	SCORING PLAY	LV	JAX
Raiders	1	04:45	D.Adams 25 yd. pass from D.Carr (D.Carlson kick) (10-71, 5:28)	7	0
Raiders	2	14:08	D.Carlson 38 yd. Field Goal (8-36, 3:56)	10	0
Raiders	2	10:51	D.Adams 38 yd. pass from D.Carr (D.Carlson kick) (3-69, 1:42)	17	0
Jaguars	2	04:50	T.Etienne 1 yd. run (R.Patterson kick) (10-75, 6:01)	17	7
Raiders	2	00:45	D.Carlson 38 yd. Field Goal (10-55, 4:05)	20	7
Jaguars	2	00:00	R.Patterson 44 yd. Field Goal (8-49, 0:45)	20	10
Jaguars	3	10:15	C.Kirk 7 yd. pass from T.Lawrence (R.Patterson kick) (9-45, 4:45)	20	17
Jaguars	4	14:56	T.Etienne 5 yd. run (R.Patterson kick) (12-82, 7:06)	20	24
Jaguars	4	01:03	R.Patterson 48 yd. Field Goal (4-9, 1:22)	20	27

### JACKSONVILLE JAGUARS

PASSING	ATT	CP	YDS	SK/YD	TD	LG	INT	RTG
Trevor Lawrence	31	25	235	0/0	1	23	0	109.0
<b>TOTAL</b>	<b>31</b>	<b>25</b>	<b>235</b>	<b>0/0</b>	<b>1</b>	<b>23</b>	<b>0</b>	<b>109.0</b>

RUSHING	ATT	YDS	AVG	LG	TD
Travis Etienne Jr.	28	109	3.9	18	2
Trevor Lawrence	6	53	8.8	24	0
JaMycal Hasty	3	6	2.0	4	0
<b>TOTAL</b>	<b>37</b>	<b>168</b>	<b>4.5</b>	<b>24</b>	<b>2</b>

RECEIVING	NO	YDS	AVG	LG	TD
Christian Kirk	8	76	9.5	23	1
Marvin Jones Jr.	5	48	9.6	15	0
Zay Jones	5	40	8.0	22	0
Travis Etienne Jr.	2	17	8.5	9	0
Dan Arnold	1	19	19.0	19	0
Luke Farrell	1	15	15.0	15	0
Evan Engram	1	8	8.0	8	0
Chris Manhertz	1	7	7.0	7	0
JaMycal Hasty	1	5	5.0	5	0
<b>TOTAL</b>	<b>25</b>	<b>235</b>	<b>9.4</b>	<b>23</b>	<b>1</b>

TOP DEFENSE	TOT	SOLO	AST	SCK	YDS	INT
Foyesade Oluokun	9	7	2	0.0	0.0	0
Andre Cisco	5	2	3	0.0	0.0	0
Rayshawn Jenkins	5	2	3	0.0	0.0	0

FIELD GOALS	FGM/FGA	PERCENT	RESULTS
Riley Patterson	2-3	66.7	44G, 41RU, 48G
<b>TOTAL</b>	<b>2-3</b>	<b>66.0</b>	

### LAS VEGAS RAIDERS

PASSING	ATT	CP	YDS	SK/YD	TD	LG	INT	RTG
Derek Carr	36	21	259	2/11	2	38t	0	99.2
<b>TOTAL</b>	<b>36</b>	<b>21</b>	<b>259</b>	<b>2/11</b>	<b>2</b>	<b>38T</b>	<b>0</b>	<b>99.2</b>

RUSHING	ATT	YDS	AVG	LG	TD
Josh Jacobs	17	67	3.9	15	0
Brandon Bolden	1	5	5.0	5	0
Foster Moreau	0	2	0	2	0
Zamir White	1	-1	-1.0	-1	0
<b>TOTAL</b>	<b>19</b>	<b>73</b>	<b>3.8</b>	<b>15</b>	<b>0</b>

RECEIVING	NO	YDS	AVG	LG	TD
Davante Adams	10	146	14.6	38t	2
Hunter Renfrow	3	26	8.7	14	0
Josh Jacobs	3	20	6.7	13	0
Foster Moreau	2	42	21.0	30	0
Mack Hollins	2	17	8.5	13	0
Ameer Abdullah	1	8	8.0	8	0
<b>TOTAL</b>	<b>21</b>	<b>259</b>	<b>12.3</b>	<b>38T</b>	<b>2</b>

TOP DEFENSE	TOT	SOLO	AST	SCK	YDS	INT
Blake Martinez	11	8	3	0.0	0.0	0
Denzel Perryman	10	6	4	0.0	0.0	0
Duron Harmon	8	5	3	0.0	0.0	0

FIELD GOALS	FGM/FGA	PERCENT	RESULTS
Daniel Carlson	2-2	100.0	38G, 38G
<b>TOTAL</b>	<b>2-2</b>	<b>100.0</b>	

### Team Statistics

	Raiders	Jaguars
First Downs	16	22
3rd-Down Eff. (Made/Att/Pct)	3/12/25%	9/15/60%
4th-Down Eff. (Made/Att/Pct)	1/3/33%	0/0/0%
Total Net Yards	321	403
Total Plays	57	68
Yards Per Play	5.6	5.9
Rushes/Net Yards	19/73	37/168
Net Passing	248	235
Pass Attempts/Completions	36/21	31/25
Had Intercepted	0	0
Sacked/Yards Lost	2/11	0/0
Punts/Average	4/49.0	3/54.3
Penalties/Yards	5/45	4/30
Fumbles/Lost	1/1	1/1
Possession Time	27:35	32:25

