



OCTOBER 20, 2024  
REGULAR SEASON WEEK 7



# JAGUARS

VS



# PATRIOTS





**JOHN DEVER** | SENIOR VICE PRESIDENT AND CHIEF COMMUNICATIONS OFFICER | [DEVERJ@NFL.JAGUARS.COM](mailto:DEVERJ@NFL.JAGUARS.COM)  
**AMANDA HOLT** | SENIOR DIRECTOR OF FOOTBALL COMMUNICATIONS | [HOLTAF@NFL.JAGUARS.COM](mailto:HOLTAF@NFL.JAGUARS.COM)  
**LYNDSAY ROSSMAN** | DIRECTOR OF BUSINESS COMMUNICATIONS | [ROSSMANL@NFL.JAGUARS.COM](mailto:ROSSMANL@NFL.JAGUARS.COM)  
**DYLAN MORTON** | DIRECTOR OF FOOTBALL COMMUNICATIONS | [MORTOND@NFL.JAGUARS.COM](mailto:MORTOND@NFL.JAGUARS.COM)  
**EMILY MEARS** | PUBLIC RELATIONS COORDINATOR | [MEARSE@NFL.JAGUARS.COM](mailto:MEARSE@NFL.JAGUARS.COM)  
**JACOB LAMOTTA** | PUBLIC RELATIONS ASSOCIATE | [LAMOTTAJ@NFL.JAGUARS.COM](mailto:LAMOTTAJ@NFL.JAGUARS.COM)  
 @JAGUARS | @JAGUARSPR | JAGUARS.COM

## JACKSONVILLE JAGUARS VS. NEW ENGLAND PATRIOTS / OCTOBER 20 / 9:30 A.M. ET / 2:30 P.M. BST

### JAGUARS CLOSE 2024 LONDON TRIP VS. PATRIOTS

The Jacksonville Jaguars (1-5) take on the New England Patriots (1-5) at historic Wembley Stadium for their second of two games in London this season. They faced off against the Chicago Bears in Tottenham Hotspur Stadium in Week 6.

Jacksonville is 6-6 in London and 4-5 at Wembley Stadium. In the Jaguars' Week 4 win over the Falcons in Wembley Stadium last season, **DE Josh Hines-Allen** posted a career-high 3.0 sacks and became the first player in NFL history to record 3.0 sacks outside of the United States.

This game is the third of the team's four AFC East matchups this year.



### BROADCAST



Chris Rose  
(Play-by-Play)



Joe Thomas  
(Analyst)



Steve Wyche  
(Sideline)



Frank Frangie  
(Play-by-Play)



Jeff Lageman  
(Analyst)



Tony Boselli  
(Analyst)



Bucky Brooks  
(Field Analyst)



J.P. Shadrick  
(Announcer)



Byron Chamberlain  
(Announcer)

### JAGUARS RESULTS IN LONDON

| Date                  | Opponent            | Result          | Site             |
|-----------------------|---------------------|-----------------|------------------|
| Oct. 13, 2024         | Chicago             | L, 35-16        | Tottenham        |
| <b>Oct. 8, 2023</b>   | <b>Buffalo</b>      | <b>W, 25-20</b> | <b>Tottenham</b> |
| <b>Oct. 1, 2023</b>   | <b>Atlanta</b>      | <b>W, 23-7</b>  | <b>Wembley</b>   |
| Oct. 30, 2022         | Denver              | L, 21-17        | Wembley          |
| <b>Oct. 17, 2021</b>  | <b>Miami</b>        | <b>W, 23-20</b> | <b>Tottenham</b> |
| Nov. 3, 2019          | Houston             | L, 26-3         | Wembley          |
| Oct. 28, 2018         | Philadelphia        | L, 24-18        | Wembley          |
| <b>Sept. 24, 2017</b> | <b>Baltimore</b>    | <b>W, 44-7</b>  | <b>Wembley</b>   |
| <b>Oct. 2, 2016</b>   | <b>Indianapolis</b> | <b>W, 30-27</b> | <b>Wembley</b>   |
| <b>Oct. 25, 2015</b>  | <b>Buffalo</b>      | <b>W, 34-13</b> | <b>Wembley</b>   |
| Nov. 9, 2014          | Dallas              | L, 31-17        | Wembley          |
| Oct. 27, 2013         | San Francisco       | L, 42-10        | Wembley          |



### NUMBERS TO KNOW

198

TE Evan Engram recorded 102 yards on 10 receptions in Week 6 at Chicago. His **198** receptions place third in franchise history among tight ends and eighth overall, passing TE Pete Mitchell (191).

10

K Cam Little's **10** field goals this season are the most by a Jaguars rookie through their first six games.

6

LB Ventrell Miller is one of **six** linebackers with an active streak of at least **six** solo tackles in three-plus consecutive games. Miller led the team with 10 tackles in Week 6 at Chicago.

5

The Jaguars have caught an interception in **five** consecutive games in London dating back to Week 6 of 2021.

# JAGUARS INFORMATION

## WEEK 7 MEDIA SCHEDULE

### WEDNESDAY, OCTOBER 16

**12:30 p.m. BST/7:30 a.m. ET:** Head Coach Doug Pederson available to media

**1 p.m. BST/8 a.m. ET:** Practice open to media

**3 p.m. BST/10 a.m. ET:** QB Trevor Lawrence and WR Louis Rees-Zammit available to media

### THURSDAY, OCTOBER 17

**11:45 a.m. BST/6:45 a.m. ET:** Offensive Coordinator Press Taylor, Defensive Coordinator Ryan Nielsen and Special Team Coordinator Heath Farwell available to media

**1 p.m. BST/8 a.m. ET:** Practice open to media

**3 p.m. BST/10 a.m. ET:** Post-practice player availability

### FRIDAY, OCTOBER 18

**11:45 a.m. BST/6:45 a.m. ET:** Practice open to media

**12:50 p.m. BST/7:50 a.m. ET:** Head Coach Doug Pederson available to media

**12:50 p.m. BST/7:50 a.m. ET:** Post-practice player availability

### SATURDAY, OCTOBER 19

NO MEDIA AVAILABILITY

### SUNDAY, OCTOBER 20

**2:30 p.m. BST/9:30 a.m. ET:** Kickoff vs. New England (NFL Network)

## JAGUARS COMMUNICATIONS STAFF



John Dever  
Sr. Vice President  
and Chief  
Communications  
Officer



Amanda Holt  
Sr. Director  
of Football  
Communications



Lyndsay Rossman  
Director of Business  
Communications



Dylan Morton  
Director of Football  
Communications



Emily Mears  
Public Relations  
Coordinator



Jacob LaMotta  
Public Relations  
Associate

## PRONUNCIATION GUIDE

Yasir Abdullah  
Josiah Deguara  
Devin Duvernay  
Travis Etienne Jr.  
Luke Farrell  
Javon Foster  
DaVon Hamilton  
Ross Maticcik  
Chad Muma  
Esezi Otomewo  
Brandon Scherff  
Travon Walker

YA-seer  
DUH-gwa-ruh  
DOO-ver-nay  
ETN  
FAIR-ull  
juh-von  
DUH-von  
MATTA-sick  
MOO-ma  
eh-SAY-zee oh-TOE-may-woh  
SCHER-eff  
TRAY-von



### NOTE THE QUOTE: QB TREVOR LAWRENCE ON PLAYING IN LONDON

*"I think we've just embraced it too at this point. We kind of enjoy the change of scenery and just being able to have an opportunity. This is a pretty unique opportunity to get to play football games over here. I mean, not that many people get to do it. So, it's pretty cool when we've embraced it and we enjoy it. This place is beautiful."*

- Quarterback Trevor Lawrence

## JAGUARS-PATRIOTS SERIES

**Head Coach:** Jerod Mayo (Since 2024 · 1-5 · .167)

**Stadium:** Gillette Stadium (Since 2002 · 68,878)

**Regular Season Series:** 1-8 (.125)

**Home Record:** 1-3 (.250)

**Postseason Series:** 1-4 (.200)

**Road Record:** 0-5 (.000)

| Date                  | Location            | Result          | Attendance    |
|-----------------------|---------------------|-----------------|---------------|
| Jan. 2, 2022          | New England         | L, 50-10        | 65,878        |
| <b>Sept. 16, 2018</b> | <b>Jacksonville</b> | <b>W, 31-20</b> | <b>68,527</b> |
| <i>Jan. 21, 2018</i>  | <i>New England</i>  | <i>L, 24-20</i> | <i>65,878</i> |
| Sept. 27, 2015        | New England         | L, 51-17        | 66,829        |
| Dec. 23, 2012         | Jacksonville        | L, 23-16        | 70,251        |
| Dec. 27, 2009         | New England         | L, 35-7         | 68,756        |
| <i>Jan. 12, 2008</i>  | <i>New England</i>  | <i>L, 31-20</i> | <i>68,756</i> |
| Dec. 24, 2006         | Jacksonville        | L, 24-21        | 67,164        |
| <i>Jan. 7, 2006</i>   | <i>New England</i>  | <i>L, 28-3</i>  | <i>68,756</i> |
| Dec. 14, 2003         | New England         | L, 27-13        | 68,436        |
| <b>Jan. 3, 1999</b>   | <b>Jacksonville</b> | <b>W, 25-10</b> | <b>71,139</b> |
| Dec. 7, 1997          | Jacksonville        | L, 26-20        | 73,446        |
| <i>Jan. 12, 1997</i>  | <i>New England</i>  | <i>L, 20-6</i>  | <i>60,190</i> |
| Sept. 22, 1996        | New England         | L, 28-25 (OT)   | 59,446        |

*Denotes playoff matchup*

## JAGUARS REGULAR-SEASON RECORDS

**Overall Record:** 199-274

**Home Record:** 120-116

**Away Record:** 79-158

**Record Under Head Coach Doug Pederson:** 19-21

**Record in London:** 6-6

**Record in Wembley Stadium:** 4-5

**Record in October:** 45-73

## 2024 REGULAR SEASON SCHEDULE

| Date                  | Opponent                             | Time (TV)/Result        |
|-----------------------|--------------------------------------|-------------------------|
| Sun., Sept. 8         | at Miami Dolphins                    | L, 20-17                |
| <b>Sun., Sept. 15</b> | <b>Cleveland Browns</b>              | <b>L, 18-13</b>         |
| Mon., Sept. 23        | at Buffalo Bills                     | L, 47-10                |
| Sun., Sept. 29        | at Houston Texans                    | L, 24-20                |
| <b>Sun., Oct. 6</b>   | <b>Indianapolis Colts</b>            | <b>W, 37-34</b>         |
| Sun., Oct. 13         | at Chicago Bears (London)            | L, 35-16                |
| <b>Sun., Oct. 20</b>  | <b>New England Patriots (London)</b> | <b>9:30 a.m. (NFLN)</b> |
| <b>Sun., Oct. 27</b>  | <b>Green Bay Packers</b>             | <b>1 p.m. (FOX)</b>     |
| Sun., Nov. 3          | at Philadelphia Eagles               | 8:20 p.m. (NBC)         |
| <b>Sun., Nov. 10</b>  | <b>Minnesota Vikings</b>             | <b>1 p.m. (FOX)</b>     |
| Sun., Nov. 17         | at Detroit Lions                     | 1 p.m. (CBS)            |
| BYE                   |                                      |                         |
| <b>Sun., Dec. 1</b>   | <b>Houston Texans</b>                | <b>1 p.m. (FOX)</b>     |
| Sun., Dec. 8          | at Tennessee Titans                  | 1 p.m. (CBS)            |
| <b>Sun., Dec. 15</b>  | <b>New York Jets</b>                 | <b>1 p.m. (FOX)</b>     |
| Sun., Dec. 22         | at Las Vegas Raiders                 | 4:25 p.m. (CBS)         |
| <b>Sun., Dec. 29</b>  | <b>Tennessee Titans</b>              | <b>1 p.m. (CBS)</b>     |
| TBD                   | at Indianapolis Colts                | TBD                     |

## MEDIA SITE

The Jaguars' media website is NFLONG.com. For customized access to the NFLONG site, please utilize the username "jaguarsmedia" with the password "jaguarsmedia."



# JAGUARS IN LONDON

## JAGUARS IN THE UK

The Jaguars' twelve games played in London are the most by any team in the NFL. In 2023, Jacksonville became the first NFL team to play twice overseas in a season with one game at Wembley Stadium and one game at Tottenham Hotspur Stadium. The Jaguars emerged victorious against the Atlanta Falcons, 23-7, and the Buffalo Bills, 25-20. They are the only team to post back-to-back wins overseas in a season. This season, the team continues its London connection, playing another set of games at the two iconic stadiums, the second of the two against the New England Patriots at Wembley.



## PERFORMANCES ACROSS THE POND

### INDIVIDUAL FRANCHISE RECORDS IN LONDON

| Category        | Player                       | Number | Game             |
|-----------------|------------------------------|--------|------------------|
| Pass Attempts   | QB Gardner Minshew II        | 47     | 11/3/19 vs. HOU  |
| Passing Yards   | <b>QB Trevor Lawrence</b>    | 319    | 10/17/21 vs. MIA |
| Passing TDs     | QB Blake Bortles             | 4      | 9/24/17 vs. BAL  |
| Rushing Yards   | <b>RB Travis Etienne Jr.</b> | 156    | 10/30/22 vs. DEN |
| Rec. Yards      | WR Cecil Shorts III          | 119    | 11/9/14 vs. DAL  |
| Scrimmage Yards | <b>RB Travis Etienne Jr.</b> | 184    | 10/8/23 vs. BUF  |
| Receiving TDs   | TE Mercedes Lewis            | 3      | 9/24/17 vs. BAL  |
| Sacks           | <b>OLB Josh Hines-Allen</b>  | 3.0    | 10/1/23 vs. ATL  |

**BOLD** indicates current player

## A LOOKBACK AT LONDON



In 2023, **RB Travis Etienne Jr.** recorded 184 scrimmage yards, setting a single-game career high and the most-ever at Tottenham Hotspur Stadium. Additionally in 2022, Etienne Jr. recorded 156 rushing yards and one touchdown on 24 carries vs. Denver at Wembley Stadium. Not only did Etienne Jr. set the franchise record for rushing yards by a Jaguar in London, he also set a single-game career-high in rushing yards.



In 2023, **OLB Josh Hines-Allen** registered 3.0 sacks in Jacksonville's win vs. Atlanta at Wembley Stadium, setting a single-game career high. Hines-Allen's 3.0 sacks in a single game is the most at Wembley since the NFL London Games commenced in 2007.



In 2021, Lawrence threw for 319 yards and one touchdown in Jacksonville's 23-20 win over Miami at Tottenham Hotspur Stadium. His 319 yards ranks fifth in Tottenham Stadium history. The win over Miami was the first of Lawrence's first career and his first fourth-quarter comeback.

## ALL'S WELL AT WEMBLEY



Last season, the Jaguars defeated the Falcons, 23-7, in Week 4 at Wembley Stadium. OLB Josh Hines-Allen posted three solo tackles, 3.0 sacks and one forced fumble. His 3.0 sacks not only marked a single-game career-high, but also the most in a single game at Wembley Stadium. The Jaguars also took a 17-0 lead at halftime, marking the team's third first-half shutout under Head Coach Doug Pederson (Week 2 vs. Indianapolis and Week 17 vs. Houston, 2022).

## 2024 UK PLAYER TOUR

Following the success of the 2023 Player Tour, the Jaguars UK team embarked on its annual Summer Tour in June 2024. Special Teams Coordinator Heath Farwell, LS Ross Matiscik, LB Foye Oluokun and Pro Football Hall of Fame member, Tony Boselli, made the trip around the UK visiting the cities of Bristol, Manchester and Dublin. Sold-out live events were held in each of the three cities, where fans got to hear insights and opinions of the panelists, watch highlights of plays, and participate in games and activities onstage. The panel events concluded with a question-and-answer session where audience members could ask the group questions.



During the 2024 Players Tour, the Jaguars held the largest-ever JagTag event with more than 180 youth participants. JagTag is a simplified version of American football that is delivered country-wide and is currently played annually by more than 90,000 young people across the UK and Ireland.



# WHAT TO WATCH FOR

## QB TREVOR LAWRENCE

- Needs **2,666 passing yards** to become the fifth player in NFL history to achieve 4,000 passing yards in three of their first four seasons. He would join QB Dan Marino, QB Peyton Manning, QB Patrick Mahomes and QB Justin Herbert.
- Needs **2,166 passing yards** to join QB Peyton Manning as the only other quarterback to record 3,500 passing yards in each of his first four seasons.
- Needs **234 completions** to become the first player in NFL history to record 350 completions in each of his first four seasons.
- Needs **174 completions** to post the third-most in franchise history, passing QB David Garrard (1,406).
- Needs **17 offensive touchdowns** to complete his third consecutive season with at least 25 offensive touchdowns. He is one of six quarterbacks to have an active streak of at least 25 total touchdowns in the past two seasons.
- Needs **one rushing touchdown** to rank 10th in franchise history with 12 career rushing touchdowns, passing RB Natrone Means (11).
- Needs **three rushing touchdowns** to tie QB Mark Brunell for the second-most rushing touchdowns by a quarterback in franchise history.



## TE EVAN ENGRAM

- Needs **29 receptions** to join TE Jeremy Shockey as the only two tight ends in NFL history to record at least 40 receptions in each of their first eight seasons.
- Needs **59 receptions** to post his third consecutive season of at least 70 receptions. If he accomplishes this feat he will become the ninth tight end in NFL history to record at least 70 receptions in three consecutive seasons.
- Needs **44 receptions** to record the second-most by a tight end in franchise history, passing TE Kyle Brady (241).
- Needs **89 receptions** to post his second consecutive season with at least 100 receptions. If he accomplishes this feat he will become the first tight end in NFL history to record consecutive 100 reception seasons and the second tight end to have multiple seasons with at least 100 receptions, joining TE Travis Kelce.
- Needs **five receptions** to rank seventh in franchise history (203), passing WR Allen Robinson II (202).
- Needs **89 receptions** to rank fifth in franchise history (287), passing RB Fred Taylor (286).
- Needs **415 yards after catch** to record his third consecutive season of 460 yards after catch. He will join TE Travis Kelce as the only other tight end to record at least 460 yards after catch in three consecutive seasons.

## RB TRAVIS ETIENNE JR.

- Needs **269 rushing yards** to claim fourth place in franchise history (2,632), passing RB Leonard Fournette (2,631).
- Needs **127 receiving yards** to place fourth among running backs in franchise history, passing RB Leonard Fournette (1,009).
- Needs **117 receiving yards** to achieve 1,000 career yards.
- Needs **36 rushing first downs** for his third consecutive season with at least 50 rushing first downs. He is one of four running backs in the NFL to have an active streak of at least 50 rushing first downs, joining RB Derrick Henry, RB Saquon Barkley and RB Christian McCaffrey.
- Needs **six rushing first downs** to total 125 in his career to rank sixth in franchise history, passing RB Leonard Fournette (125).
- Needs **two rushing touchdowns** to move into fourth place among running backs in franchise history, passing RB Stacey Mack (19).
- Needs **1,079 scrimmage yards** for his third consecutive season with at least 1,400-plus scrimmage yards. He and RB Christian McCaffrey are the only running backs in the NFL with an active streak of 1,400-plus scrimmage yards, both recorded during the 2022-23 seasons.

## WR BRIAN THOMAS JR.

- Aims for his second game with **100-plus receiving yards** to become the first rookie Jaguar to register two 100 receiving yard games in the first seven games of their career.
- Aims for his sixth game with **45 receiving yards**. If he records at least nine games with 45 receiving yards this season, he will become the first rookie in franchise history to accomplish this feat.
- Needs **four receiving touchdowns** to set the single-season rookie franchise record, passing WR Allen Hurns (six).
- Needs **41 receptions** to set the single-season rookie franchise record, passing WR Justin Blackmon (64).
- Needs **442 receiving yards** to set the single-season rookie franchise record, passing WR Justin Blackmon (865).



## WR GABE DAVIS

- Needs **one receiving touchdown** to achieve 30 career receiving touchdowns.
- Needs **66 receiving yards** to achieve 3,000 career receiving yards.
- Needs **four receptions of 20-plus yards** for his fifth consecutive season with at least 10 receptions of 20-plus yards. He is one of seven receivers with an active streak of at least 10 receptions of 20-plus yards in each of their first four seasons.

## WR CHRISTIAN KIRK

- Needs **nine receptions of 25-plus yards** for his fourth consecutive season with at least 11 receptions of 25-plus yards. He is one of four players that have active streaks of at least 11 receptions of 25-plus yards, joining WR Justin Jefferson (four), WR Mike Evans (three) and WR CeeDee Lamb (three).
- Needs **25 receptions** this season to reach fourth in franchise history among receivers (190).
- Needs **seven receiving touchdowns** to reach fifth in franchise history among receivers (19).



# WHAT TO WATCH FOR

## DE JOSH HINES-ALLEN

- Needs **8.5 sacks** to set the record for the most in franchise history (56.0), passing DE Tony Brackens (55.0).
- Needs **37 quarterback pressures** for his third consecutive season with at least 60 quarterback pressures. He is one of seven NFL players with an active streak of at least two consecutive seasons with 60 quarterback pressures (according to NextGen Stats).
- Needs **six forced fumbles** this season to have the second-most in franchise history, passing DE Yannick Ngakoue (14).
- Aims for his 26th consecutive game with at least **one quarterback pressure**.
- Aims for his third consecutive season with at least **2.0 strip sacks**. He is one-of-eight players in the NFL with an active streak of at least 2.0 strips sacks in consecutive seasons.
- Needs **nine tackles for loss** for his fourth consecutive season with at least 11 tackles for loss. He is one-of-seven players who have an active streak of at least three consecutive seasons with 11 tackles for loss.
- Aims for his second consecutive season with at least **10.0 sacks in the second half (10.5, 2023)**. If he accomplishes this feat he would join DL Aaron Donald (2018-19) and LB Jason Gildon (2000-01) as the only players since 2000 to record consecutive seasons with 10.0 sacks in the second half.

## LB VENTRELL MILLER

- Aims for his fourth consecutive game with at least **six solo tackles**. He is currently tied for the longest active streak in the NFL.

## DE TRAVON WALKER

- Needs **2.0 sacks** to record the second most in franchise history (21.0) within a players' first three seasons, passing DE Josh Hines-Allen (20.5).
- Needs **5.0 sacks** to record his second consecutive season with at least 10.0 sacks. If he accomplishes this feat he will be the first player in franchise history to record at least 10.0 sacks in back-to-back seasons within their first three years in the NFL.



### NOTE THE QUOTE: TRAVON WALKER

"Travon's a good pass rusher, can rush with speed, finesse. He's a good power rusher. In the run game, he can play head-up a guy or he can play on the edge. So, there are a lot of things that he does really well."

- Defensive Coordinator Ryan Nielsen

## S ANDRE CISCO

- Needs **two interceptions** for his third consecutive season with at least three interceptions. He is one of six safeties to have an active streak of at least three interceptions in two consecutive seasons.
- Needs **one interception** to place second among safeties in franchise history (nine) and eight to set the franchise record among safeties (15).
- Needs **two passes defended** for his third consecutive season with at least five passes defended. If he accomplishes this feat, he will become the second safety in franchise history to record at least five passes defended in three consecutive seasons,



## P LOGAN COOKE

- Needs **seven punts inside the 10-yard line** for his seventh consecutive season with at least 11 punts inside the 10-yard line. He is one of four players to record six consecutive seasons of at least 11 punts inside the 10-yard line since 2000.
- Needs **14 punts inside the 20-yard line** for his fourth consecutive season with at least 24 punts inside the 20-yard line.
- Aims for his sixth consecutive season with a **43.0-yard net punting average**. His five consecutive seasons currently lead the NFL and his career 43.3-yard net punting average ranks first in NFL history among punters with at least 300 punts.



# JAGUARS CELEBRATE 30TH SEASON

## TOM COUGHLIN INDUCTED INTO THE PRIDE OF THE JAGUARS

Tom Coughlin – the franchise's first and all-time winningest head coach – was inducted into the Pride of the Jaguars in a halftime ceremony during Jacksonville's win against the Indianapolis Colts in EverBank Stadium in Week 5.


The Pride honors key individuals who have played a significant role in the development and direction of the franchise. Coughlin stands alongside Tony Boselli (inducted 2006), Wayne and Delores Weaver (2012), Fred Taylor (2012), Mark Brunell (2013) and Jimmy Smith (2016) as one of seven members of the Pride.

Coughlin's selection to the Pride was based on the collective participation and recommendations of current team owner Shad Khan and an independent cross section of former players, media and executives with longstanding familiarity with the franchise.

As a new tradition this year, Pride inductees – past, present and future – will receive the custom Jaguars Pride teal jacket, designed by Charlotte-based design house, Evolution of Style. The teal blazer is embroidered with the new Pride of the Jaguars logo on the breast pocket and "DUUUVAL" in the interior collar.



## "THE ORIGINAL"



The Jaguars released a newly-designed logo for their 30th season, decided by fans in a month-long vote and symbolizing the franchise's three-decade journey since its 1995 inaugural season. The Jaguars' 30th Season Logo is entitled "The Original."

The Original features distinct elements with a direct nod to franchise origins: a "30" with numbers in the design of the 1995 expansion season uniforms, and a teal ribbon – a classic symbol of merit – designed with an upward arc representing the Jaguars' forward progress in Jacksonville.

Most importantly, the team's primary symbol – the Jaguars head – is placed at the base of the logo to represent the foundation of strength and unity on which the franchise is built.

## PROWLER THROWBACKS

In celebration of the team's 30th season, the Jacksonville Jaguars unveiled the team's long-anticipated "Prowler Throwbacks," which made their debut in Week 5 against the division-rival Indianapolis Colts. The team announced that the Prowler Throwbacks will be worn for a second time in Week 15 against the New York Jets.

Prowler Throwbacks get their name from the running Jaguar embroidered on the sleeves of the jerseys which also feature a vintage three-color number. The pants feature a teal stripe with gold and black piping going along the length of the pants. The helmets have the original Jaguars logo on the side used by the team in the inaugural season of 1995 until 2013.

"Everywhere I go and from every comment I read, it's apparent our fans are longing to see Jaguars' players in throwback uniforms," Jaguars President Mark Lamping said in a statement. "That persistence paid off and our uniforms reminiscent of the team's early years are back by popular demand – just in time for the 30th season and, in particular, the Pride of the Jaguars induction of our inaugural head coach, Tom Coughlin."



# STADIUM OF THE FUTURE

## STADIUM OF THE FUTURE



“By your vote, we have scored a touchdown.”

These eight words were proclaimed on the evening of June 25, 2024, by Jacksonville City Council President Ron Salem upon approval of the \$1.4 billion Stadium of the Future deal presented by the Jacksonville Jaguars and the City of Jacksonville. The historic vote prompted an immediate standing ovation as the future of football in Jacksonville took a significant step forward.

By partnering on a renovation of the aging city-owned stadium, the Jaguars committed to developing an innovative facility worthy of Jacksonville’s position as a world-class city. It would do so by serving Jacksonville and its people as the all-important hub for sports, entertainment and community connection.

The process toward designing a new stadium began with identifying both key issues with the aging facility and the enhancements necessary to consistently attract and retain more events to downtown Jacksonville.



To this end, the Jaguars conducted surveys and gathered feedback from key stakeholders including Jaguars fans, the City of Jacksonville, ASM (the current stadium management company), the athletic departments at the universities of Florida and Georgia, TaxSlayer Gator Bowl leadership, and prominent concert promoters, who manage and schedule where major stadium concerts are held throughout the year. Equipped with this valuable third-party input, the design was finalized to best position the stadium to attract NFL and non-NFL events to Jacksonville and ensure a comfortable experience for all stadium patrons.

The Jaguars selected renowned architect, HOK, to collaborate on turning concepts into more definitive renovation plans. In addition to HOK’s Sports + Recreation + Entertainment practice, the project team includes Impact Development and Management as the owner’s representative, with AECOM Hunt and Barton Malow serving in the role of preconstruction manager.





# STADIUM OF THE FUTURE

## DESIGN HIGHLIGHTS

The key design features that stadium patrons would look forward to in the new facility include:

- A subtropical Floridian nature park available for visitors and residents year-round to the elevated midlevel of the stadium on event days
- Next generation transparent protective canopy providing sun, wind and rain protection, reducing heat retention by 70-plus percent
- Concourses that extend 360-degrees, four times wider than existing spaces, providing for convenient and safer movement of patrons attending sports, entertainment and special events
- Flexible seating capacity from more than 63,000 to expand up to 71,500 to accommodate a range of professional and college sports, concerts and special events
- A transformative environment creating distinctive event experiences through lighting and digital technology
- Skyline and river views from lookout decks under a fritted roof membrane, which also introduce dispersed ambient light throughout the stadium interior
- Increased seating options, including premium offerings from field to sky
- First-class interactive social bars, local food options and retail venues in communal spaces for all customers

## TIMELINE

Following a vote among NFL owners in October, the Stadium renovations would begin in early 2025, with a target completion date of August 2028.

- **October 2024:** NFL owners' vote
- **February 2025:** Construction begins
- **Jaguars' 2025 season:** Jaguars play at EverBank Stadium with 60,000+ capacity
- **Jaguars' 2026 season:** Jaguars play at EverBank Stadium at a reduced capacity (approx. 43,500)
- **Jaguars' 2027 season:** Jaguars play one season away from Jacksonville (Location: TBD)
- **August 2028:** Stadium of the Future opens



# EVERBANK STADIUM

## EVERBANK STADIUM



The structure currently known as EverBank Stadium has been home to the Jacksonville Jaguars for nearly 30 years. Following the construction of the facility on the previous site of the city's Gator Bowl, the stadium, then known as Jacksonville Municipal Stadium, debuted in time for the team's inaugural preseason game on Aug. 18, 1995.

Jacksonville-based EverBank became the naming rights partner with the Jaguars when the stadium was named EverBank Field from 2010 through the 2017 season, changing to TIAA Bank Field in 2018 following a merger between the two banks that year. In 2023, the EverBank name returned with the EverBank Stadium name, bringing with it the tradition of partnership, reliability and trust, as the bank transitions to new ownership and renews its long-standing commitment to provide a financial advantage to all its nationwide consumer and commercial clients.


Throughout it all, Jaguars fans embraced "The Bank," a nickname that not only the fans but the team itself adopted. With EverBank returning to the stadium's title, "The Bank" will solidify its place in the Jaguars' tradition.

### LARGER THAN LIFE

EverBank Stadium is the proud home of the world's largest outdoor in-stadium video boards, which made their debut in 2014. Each 362 feet wide and 60 feet high, the two massive end zone displays are wider than the length of a football field and turned on their sides would be taller than the Statue of Liberty. The video boards feature 13mm HD pixel spacing and can show any combination of live action, instant replays, vivid graphics, colorful animations, up-to-the-minute statistics, scoring information and sponsor advertisements. The wide-angle viewing capability provides fans with a clear view of the displays from any seat in the stadium.

### JUST KEEP SWIMMING

Perhaps no feature at EverBank Stadium is more well-known than the two Tropical Smoothie Café Spas located on the top deck in the north end zone. Constructed in 2014, the two swim spas are still one-of-a-kind around the NFL and allow locals and visitors alike to cool off in the hot Florida sun. Guests can lounge in shaded cabanas in between dips in the pool and enjoy full concierge service. They can also join the party in the center of the Farah & Farah Fan Deck at EverBank Stadium. It's one of the biggest party scenes on game day as it's open to any ticketed guest in the stadium, regardless of seat location.



# JAGUARS IN THE COMMUNITY

## LEGENDS WEEKEND

The Jaguars hosted its annual Legends Weekend Oct. 9-11. Throughout the weekend, more than 60 former Jaguars players participated in an evening of bowling, then team practice, dinner and a tour of the Miller Electric Center. They ended the weekend with the team's home game vs. the Colts with a kickoff breakfast tailgate and north end zone recognition prior to the start of the game.



## WOLFSON HOSPITAL VISIT

Former Jaguars Head Coach Tom Coughlin, the Jay Fund, and Jaguars players LS Ross Maticsk and K Cam Little stopped by Wolfson Children's Hospital to greet the Wolfson Warriors on Oct. 1. They handed out swag and had a chance to meet and take pictures with patients as a part of Jaguars' Crucial Catch initiatives.



## LITERACY LOCKER ROOM (JAXSON'S VERSION)

Students at Louis L. Sheffield got an exclusive reading of Jaguars Mascot Jaxson de Ville children's book *Jaxson's Big Jump* by Jaxson and a player, followed by a parade with Jaxson in the school hallways. Additionally, each classroom received a copy of the book, thanks to JEA.



# HC DOUG PEDERSON & GM TRENT BAALKE



**DOUG  
PEDERSON**  
HEAD COACH

The Jacksonville Jaguars hired two-time Super Bowl champion and former NFL quarterback Doug Pederson as head coach on Feb. 3, 2022.

In his first two seasons leading the Jaguars, Jacksonville produced a winning record in back-to-back seasons for the first time since 2004-05. In 2023, the team finished 9-8 and second in the AFC South. DE Josh Allen (17.5) and DE Travon Walker (10.0) led the Jaguars in sacks in 2023. Their 27.5 combined sacks were the most among any duo in the NFL. QB Trevor Lawrence recorded 4,016 passing yards, while WR Calvin Ridley posted 1,016 receiving yards and RB Travis Etienne Jr. recorded 1,008 rushing yards. This marked the first time in franchise history Jacksonville had a 4,000-yard passer, 1,000-yard receiver and 1,000-yard rusher in consecutive seasons.

In Pederson's first year as head coach of the Jaguars, he led the team to its first AFC South title and first playoff appearance since 2017. The Jaguars ranked first in the NFL in win differential from the 2021 to 2022 season and also became just the third team since 1970 to draft first overall and win their division the following season. Pederson was named the NFL 101 AFC Coach of the Year and was one of three finalists for AP NFL Coach of the Year.

Pederson, 56, joined the Jaguars after most recently spending five seasons as the head coach (2016-20) of the Philadelphia Eagles, compiling a 46-39-1 record during the regular season and postseason. During his time in Philadelphia, the Eagles made the postseason in three consecutive seasons (2017-19) and won two NFC East titles (2017 and 2019). In 2017, Pederson led the Eagles to their first-ever Super Bowl Championship in Super Bowl LII with a 41-33 victory against the Patriots.

In 2019, the Eagles claimed their second NFC East division title in Pederson's tenure. Philadelphia made their third straight playoff appearance, posting four consecutive wins against divisional opponents to close the season. The team had six players earn Pro Bowl nods and finished in the top half of the NFL in both points per game and points allowed per game.

In 2018, the Eagles offense ranked fifth in completions (422), eighth in passing yards (4,524) and eighth in passing yards per game (282.8) while Pederson's defense ranked seventh in rushing defense (1,551), tied for eighth in sacks (44), eighth in first downs allowed (308) and ninth in touchdowns allowed (37).


Pederson directed a historic campaign in 2017, as Philadelphia finished the regular season with a franchise-record-tying 13 wins, earned an NFC East title and the No. 1 seed in the NFC and delivered the first Super Bowl championship in Eagles history. Pederson became the eighth head coach in NFL history to win the Super Bowl in his first two seasons with a team and seventh to win the Super Bowl in his first playoff appearance.

As a first-year head coach in 2016, Pederson and the Eagles finished with a 7-9 record while Wentz set Eagles rookie records in passing yards (3,782), completions (379) and passing touchdowns (16). Prior to arriving in Philadelphia, Pederson served as the offensive coordinator of the Kansas City Chiefs from 2013-15, helping the team post a 31-17 regular season record over three seasons.

Before joining Kansas City, Pederson coached the quarterbacks in Philadelphia from 2011-12. In his first year in that role, Pederson saw QB Michael Vick become the second quarterback in NFL history to top the 3,000-yard passing and 500-yard rushing plateaus in consecutive seasons. Pederson began his pro coaching career as offensive quality control coach with the Eagles from 2009-10.

A 12-year NFL veteran, Pederson played quarterback for the Green Bay Packers, Miami Dolphins, Philadelphia Eagles and Cleveland Browns after originally being signed by the Dolphins as an undrafted rookie in 1991. Pederson played for Green Bay from 1996-98 and 2001-04 and was part of Packer teams that won Super Bowl XXXI, two NFC Championships (1996 and 1997) and six division titles.

Pederson and his wife Jeannie have three sons: Drew and his wife AnnMarie (the couple have one son, Lincoln); Josh and his wife Ryan (the couple has two sons, Brodie and Baylor); and Joel, who is a recent graduate of Clemson University.



**TRENT  
BAALKE**  
GENERAL MANAGER

Trent Baalke was hired as the Jaguars general manager on Jan. 21, 2021. He originally joined the Jaguars in Feb. 2020 as the team's director of player personnel before being named the interim general manager on Nov. 29, 2020.

In the 2024 draft, Baalke and the Jaguars selected WR Brian Thomas Jr. with the No. 23 overall pick. He only conducted one trade over the three-day draft, sending the No. 17 overall selection to the Minnesota Vikings for the No. 23 and 167 selections – and third- and fourth-round selections in the 2025 NFL Draft.

Baalke and the Jaguars selected a franchise-record 13 players in the 2023 draft, including OL Anton Harrison with the No. 27 overall pick. Thanks to four trades triggered by Baalke, Jacksonville selected a franchise-record 10 players on day three of the NFL Draft. In Nov. 2022, Baalke engineered a trade with the Atlanta Falcons for Wide Receiver Calvin Ridley.

In the 2022 draft, Baalke and the Jaguars selected DE Travon Walker as the number one overall pick. He subsequently led the Jaguars in reaching deals with an accomplished free agent class, including TE Evan Engram, WR Zay Jones, WR Christian Kirk, LB Foye Oluokun, OL Brandon Scherff, and CB Darius Williams. Baalke's free-agent haul helped establish a culture in Jacksonville that withstood a 3-7 start before rebounding to win the AFC South (9-8) and defeat the Chargers in one of the greatest comebacks in NFL postseason history.

Engram went on to set the franchise record in receptions and yards for a tight end. Jones recorded a personal mark for receptions (82) in a single season and, likewise, Kirk set personal highs in receptions (84) and touchdowns (8), as they helped take Jacksonville's offense to a new level. Oluokun and Scherff were both voted as captains for the 2022 season, and Williams provided vital veteran leadership for a defense that finished first in the league in passes defended with 95.

In his first draft as general manager in Jacksonville, Baalke and the Jaguars selected QB Trevor Lawrence with the first overall selection of the 2021 draft. With the pick, Lawrence became the first No. 1 overall selection made by both Baalke and the Jaguars. The Clemson product set rookie franchise records in both completions (359) and passing yards (3,641) in his inaugural season with the Jaguars. Second-round selection CB Tyson Campbell finished his rookie season with 10 passes defended, good for fifth all-time among rookies in franchise history.

Prior to arriving in Jacksonville, Baalke spent 12 seasons with the San Francisco 49ers, ascending to general manager (2011-16) after stints as western region scout (2005-07); director of player personnel (2008-09); and vice president of player personnel (2010) to. He was named Executive of the Year following the 2011 season by the Pro Football Writers of America and Pro Football Weekly after transforming a 6-10 team into a 13-3 team in his first season as general manager with San Francisco.

During Baalke's tenure in the Bay Area, the 49ers appeared in three consecutive NFC Championship games (2011-13) and Super Bowl XLVII, while tallying a 5-3 postseason record. After Baalke began overseeing all player acquisitions in 2010, six acquired players accounted for nine All-Pro selections, while eight of those players earned Pro Bowl honors. Overall, the 49ers produced 24 All-Pro selections and 35 Pro Bowl nods from 2010-16.

He previously spent four years with Washington's scouting staff, serving as the college scouting coordinator in his final season. From 2001-03, he was a national scout. Baalke began his NFL career as a personnel scout with the New York Jets from 1998-2000.

Prior to his NFL career, Baalke worked as a defensive line and strength and conditioning coach at South Dakota State from 1990-95 before working as the athletic director at Shanley High School in Fargo, N.D. in 1996 and 1997. He began his coaching career as a graduate assistant at North Dakota State in 1989, helping the team finish with a 14-0 record and Division II National Championship.

The Rosendale, Wis. native earned a bachelor's degree in health and physical education at Bemidji State (Minn.), where he played outside linebacker and was an All-Northern Sun Conference and All-Midwest Region honoree. He and his wife, Beth, have two daughters, Katy and Cassie.



# COORDINATORS



## PRESS TAYLOR OFFENSIVE COORDINATOR NFL EXPERIENCE: 11 | JAGUARS EXPERIENCE: 3


Press Taylor enters his third season as the offensive coordinator for the Jacksonville Jaguars in 2024. In 2023, for the second consecutive season, Jacksonville's offense finished with a 4,000-yard passer (Trevor Lawrence), 1,000-yard receiver (Calvin Ridley) and 1,000-yard rusher (Travis Etienne Jr.). The Jaguars offense also finished the 2023 regular season in the top ten in passing offense (ninth) for the second straight season after finishing 10th in 2022. In Taylor's two seasons as offensive coordinator, the Jaguars offense has finished third (404) and seventh (377) in total points in a season in franchise history.

In 2022, he helped the offense record the most scrimmage yards in franchise history en route to the AFC South title. The Jaguars were one of only two teams in the NFL to have three players with 70 or more receptions (WR Zay Jones, WR Christian Kirk, TE Evan Engram). Jacksonville's 2022 offense finished in the top three in franchise history in several categories including completion percentage (66.1%, first), first downs (352, first) and total points (404, third).

Taylor spent the 2021 season as a senior offensive assistant with the Indianapolis Colts after spending eight seasons (2013-20) in a variety of roles with the Philadelphia Eagles. In his lone season with the Colts, he helped the Colts become one of six offensive units in the NFL to boast a 1,000-yard rusher (RB Jonathan Taylor; 1,811 yards) and 1,000-yard receiver (WR Michael Pittman Jr.; 1,082 yards). The Colts ranked second in rushing yards per game (149.4) and tied for ninth in points per game (26.5).

From 2013-20, Taylor served in a variety of roles with Philadelphia and worked with now-Jaguars Head Coach Doug Pederson from 2016-20. He got his start as an offensive quality control coach (2013-15) before being promoted to offensive quality control/assistant quarterbacks coach (2016-17). Taylor was once again elevated after the 2017 season as he became the quarterbacks coach for two seasons (2018-19) before adding passing game coordinator to his title in 2020. During his tenure in Philadelphia, the Eagles won three division titles and Super Bowl LII.

Prior to joining Philadelphia, Taylor served as a graduate assistant/quarterbacks coach for two seasons (2011-12) at Tulsa. A native of Norman, Okla., Taylor attended Norman High School. He and his wife, Brooklyn, have two daughters, Teale and Carolina Leigh, and two sons, Woods and Billy. His brother, Zac, is currently the head coach of the Cincinnati Bengals.



## RYAN NIELSEN DEFENSIVE COORDINATOR NFL EXPERIENCE: 8 | JAGUARS EXPERIENCE: 1

Ryan Nielsen, a 21-year coaching veteran including eight years in the NFL, is in his first season as defensive coordinator for the Jacksonville Jaguars.

Nielsen spent the 2023 season with the Atlanta Falcons as defensive coordinator, where the defense finished the regular season tied for the second-most forced fumbles in the NFL (18) and ranked ninth in total tackles across the league (1,076). Nielsen coached S Jessie Bates III, who earned 2023 Pro Bowl honors, as well as Week 1 and Week 12 NFC Defensive Player of the Week honors. Bates III also became the second player since 2000 to record double-digit tackles, two interceptions and a forced fumble in a single game, joining Nedu Ndukwe in 2007. Under Nielsen's lead, the Falcons ended the regular season as the third Falcons unit since 2000 to record 40-plus sacks in a season.

Before Atlanta, Nielsen served as the co-defensive coordinator and defensive line coach for the New Orleans Saints. In Nielsen's tenure, the Saints did not allow a 100-yard rusher in an NFL-record 55 regular-season and postseason games between 2017 and 2020 and finished in the top four in run defense in four of the past five seasons.

During his time in New Orleans (2017-21), the Saints defense led the NFL in fewest opponent rushing yards per game (7,622) and tied for the fewest opponent yards per rush (4.0). Additionally, New Orleans ranked sixth in fewest total points allowed during Nielsen's five seasons. Prior to joining the Saints, Nielsen served as the defensive line/recruiting coordinator/run game coordinator at North Carolina State for four seasons (2013-16). In 2016, the Wolfpack ranked eighth in the nation in rushing defense and led the ACC, limiting opponents to 108.6 rushing yards per game — the school's best mark since 2004. A Broyles Award candidate in 2015 and 2016, given annually to college football's top assistant coach, Nielsen earned this recognition tutoring a Wolfpack defensive line that was part of a defense that ranked 29th in the nation in opponent net yards per game.

Nielsen coached at Northern Illinois from 2011-12, including a 2012 season where he was the co-defensive coordinator/defensive line/recruiting coordinator and served as the defensive line/special teams coach at Tennessee-Martin in 2010. Nielsen also served as the defensive line coach at the University of Mississippi from 2005-07 under Ed Orgeron, following one season at the University of Idaho (2004), where he coached two freshman All-Americans. He got his start in coaching as a volunteer assistant at his alma mater, the University of Southern California in 2002.



## HEATH FARWELL SPECIAL TEAMS COORDINATOR NFL EXPERIENCE: 9 | JAGUARS EXPERIENCE: 3

Heath Farwell, who just finished his eighth season coaching in the NFL, enters his third season with the Jaguars as the team's special teams coordinator.

In 2023, he helped K Brandon McManus convert 30 of 37 field goal attempts and be named October AFC Special Teams Player of the Month after converting 12 field goals on 12 attempts, four of which from at least 50 yards. Under Farwell's guidance, LS Ross Maticcik received multiple honors for the first time in his career. He was named to the 2024 Pro Bowl Games and received first-team Associated Press All-Pro and first-team NFL Players Association All-Pro honors. Maticcik led all long snappers with eight solo tackles and became the first long snapper since 2005 to record one tackle, one forced fumble and one fumble recovery in a single game. Farwell helped P Logan Cooke set a franchise record of total punts inside the 20-yard line (162) after finishing with 29 during the 2023 season, passing P Bryan Barker (151).

Farwell spent the previous three seasons (2019-21) as the Bills special teams coordinator after stops with the Panthers and Seahawks. In 2021, Farwell coached K Tyler Bass, who made 28-of-32 field goal attempts, including a 57-yard field goal (tied for seventh-longest in the NFL last season). Farwell also worked with P Matt Haack, who finished the season with a 42.9 punting average and placed 18 punts inside the 20. WR Isaiah McKenzie ranked sixth in the NFL in kick return average (24.3). In his first year as Buffalo's special teams coordinator in 2019, Roberts ranked fourth in the league with 704 kickoff return yards. Bojorquez tied for third in the NFL with 34 punts inside the 20.

Prior to joining Buffalo, Farwell was the assistant special teams coach with the Panthers in 2018 and helped Carolina hold opponents to 406 kickoff return yards during the regular season, ranking fourth in the league. In 2017, Farwell worked as a coaching assistant/assistant special teams coach with the Seahawks. Seattle accumulated 1,004 kickoff return yards and one return TD. Prior to his coaching career, Farwell played linebacker for the Minnesota Vikings (2005-10) before joining the Seattle Seahawks (2011-14). With Seattle, he served as the special teams captain when the Seahawks won Super Bowl XLVIII.

Farwell began his collegiate career at San Jose State in 2000 before transferring to San Diego State (2002-04) and playing in the NFL. Farwell was born in Corona, Calif., and he and his wife, Julie, have two sons, Brock and Beau, and a daughter, Dylan.



# ASSISTANT COACHES



**Phil Rauscher**  
Offensive Line Coach/  
Run Game Coordinator



**Mike McCoy**  
Quarterbacks Coach




**Richard Angulo**  
Tight Ends Coach



**Chad Hall**  
Wide Receivers Coach




**Jerry Mack**  
Running Backs Coach




**Tyler Tettleton**  
Assistant Wide Receivers Coach/  
Passing Game Specialist



**Greg Austin**  
Assistant Offensive Line Coach



**Andrew Breiner**  
Assistant Quarterbacks Coach



**Nick Williams**  
Offensive Quality Control Coach



**Jamel Mutunga**  
Offensive Quality Control Coach



**Kris Richard**  
Defensive Backs Coach



**Matt House**  
Inside Linebackers Coach




**Cory Robinson**  
Defensive Assistant/  
Cornerbacks Coach



**Bill Shuey**  
Outside Linebackers Coach



**Jeremy Garrett**  
Defensive Line Coach



**Patrick Reilly**  
Assistant Inside  
Linebackers Coach



**Rory Segrest**  
Assistant Defensive Line Coach



**Mike Gray**  
Assistant Secondary Coach/  
Defensive Analyst



**Mario Jeberaeel**  
Assistant Outside Linebackers  
Coach



**Luke Thompson**  
Assistant Special Teams Coach



# CONNECTIONS

## COLLEGE CONNECTIONS

| PATRIOTS   | JAGUARS  |
|--|--|
| LB Anfernee Jennings (2015-19)<br>WR Javon Baker (2020-21)   | OL Cam Robinson (2014-16)<br>QB Mac Jones (2017-20)            |
| TE Hunter Henry (2013-15)<br>DE Deatich Wise Jr. (2012-16)   | DT Jeremiah Ledbetter (2015-16)                                |
| RB JaMycal Hasty (2015-19)<br>WR Tyquan Thornton (2018-21)   | LS Ross Maticcik (2016-19)                                     |
| CB Marco Wilson (2017-20)                                    | LB Ventrell Miller (2018-22)                                   |
| TE Jaheim Bell (2023)  | CB Jarrian Jones (2020-23)                                     |
| WR Kayshon Boutte (2020-22)<br>DT Jaquelin Roy (2020-22)     | WR Brian Thomas Jr. (2021-23)<br>DT Maason Smith (2021-23)     |
| OL Michael Jordan (2016-18)<br>LB Raekwon McMillan (2014-16) | DT DaVon Hamilton (2015-19)<br>TE Luke Farrell (2016-20)       |
| RB Rhamondre Stevenson (2019-20)                             | OL Anton Harrison (2020-22)                                    |
| LB Curtis Jacobs (2020-23)                                   | TE Brenton Strange (2019-22)<br>WR Parker Washington (2020-22) |
| OT Demontrey Jacobs (2017-22)                                | RB D'Ernest Johnson (2014-17)                                  |
| G Layden Robinson (2019-23)                                  | S Antonio Johnson (2020-22)                                    |

## BAYOU BOYS



DT Maason Smith (right) and Patriots DT Jaquelin Roy (left) played together on LSU's defensive line between 2021-22.

## JAGUARS CONNECTIONS TO PATRIOTS

| JAGUARS      | PREV. POSITION |
|--------------|----------------|
| QB Mac Jones | QB (2021-23)   |

## PRO CONNECTIONS

| PATRIOTS   | JAGUARS  |
|--|--|
| WR Kendrick Bourne (2017-20)<br>L Joey Slye (2021)<br>RB JaMycal Hasty (2020-21)   | DE Arik Armstead (2015-23)                             |
| TE Austin Hooper (2020-21)<br>QB Jacoby Brissett (2022)<br>DT Daniel Ekuale (2019) | RB D'Ernest Johnson (2019-22)                          |
| CB Marco Wilson (2021-22)  | WR Christian Kirk (2018-21)                            |
| K Joey Slye (2021-23)<br>RB Antonio Gibson (2020-23)                               | CB Ronald Darby (2020)<br>OL Brandon Scherff (2015-21) |
| S Jabrill Peppers (2019-21)  | TE Evan Engram (2017-21)                               |
| WR K.J. Osborn (2020-23)<br>T Vederian Lowe (2022)                                 | OL Ezra Cleveland (2020-22)<br>DT Ezezi Otomewo (2022) |
| S Jaylinn Hawkins (2020-23)  | CB Tre Flowers (2023)                                  |

## PATRIOTS CONNECTIONS TO JAGUARS

| PATRIOTS   | PREV. POSITION            |
|--|---------------------------|
| DT Daniel Ekuale                                   | DT (2020)                 |
| RB JaMycal Hasty                                   | RB (2022-23)              |
| Senior Offensive Assistant<br>Ben McAdoo           | Quarterbacks coach (2020) |
| Assistant Wide Receivers Coach<br>Tiquan Underwood | WR (2009-10)              |

## RIVER CITY ROOTS



Jacksonville natives QB Mac Jones (Bolles H.S.) and Patriots WR DeMario Douglas (Mandarin H.S.) played together in 2023. Jones was originally drafted by the New England Patriots in the first round (15th overall) of the 2021 Draft. Between 2021-23, Jones recorded 8,918 passing yards and 47 touchdowns. He joined the Jaguars in March 2024. Douglas, drafted in 2023, recorded 561 yards on 49 receptions.



# 2024 DRAFT CLASS

## WR BRIAN THOMAS JR. - ROUND ONE (23RD) - LOUISIANA STATE

- Recorded 127 receptions for 1,897 yards and 24 touchdowns in three seasons
- Led the nation in receiving touchdowns (17) and was named Third-Team All-America and Second-Team All-SEC in 2023
- His 24 career receiving touchdowns are tied with WR Justin Jefferson for third-most in program history



"When you look at Brian and where he's been, the type of young man he is, he has the ability to check all the boxes as far as what we're looking for in players."

- General Manager Trent Baalke

## DT MAASON SMITH - ROUND TWO (48TH) - LOUISIANA STATE

- Appeared in 22 games with 17 starts at LSU and totaled 47 career tackles, 9.5 tackles for loss and 6.5 sacks
- Named 2021 Freshman All-America (Football Writers Association of America) and Freshman All-SEC



"Another player that is explosive, can move his lateral quickness, you just watch his tape and you see him chasing some ball carriers down. He can hold the point of attack, he's a space eater in there, he can push the interior pocket."

- Head Coach Doug Pederson

## CB JARRIAN JONES - ROUND THREE (96TH) - FLORIDA STATE

- Appeared in 55 games (29 starts) and recorded 96 tackles, 12 passes defended, five interceptions, 5.5 tackles for loss, two fumble recoveries and 1.0 sack
- First player in FSU history with 1.0 sack, one tackle for loss, one forced fumble, one fumble recovery and one interception in a single game
- In 2023, was named All-ACC honorable mention



"You'll feel his energy as soon as he gets here. He loves football. You can't have enough of those guys...When guys love it, they fight through adversity."

- General Manager Trent Baalke

## OT JAVON FOSTER - ROUND FOUR (114TH) - MISSOURI

- Appeared in 49 games with 38-straight starts
- Named Third-Team All-America (AP), 2023 First-Team All-SEC (AP and Coaches), and was a Joe Moore Award Semifinalist in 2023



"Really like the size, the length, two-time captain, leader in the SEC, 31 game starter, a lot of things that played into the pick."

- General Manager Trent Baalke

## DT JORDAN JEFFERSON - ROUND FOUR (116TH) - LOUISIANA STATE

- Played in 13 games (six starts) for LSU after appearing in 42 games (17 starts) for West Virginia from 2019-22
- Finished his college career with 90 tackles, 21.5 tackles for loss and 6.0 sacks



"He's a guy that consistently had great knockback at the point of attack, uses his hands extremely well, dominates his area at the point."

- General Manager Trent Baalke

## CB DE'ANTRE PRINCE - ROUND FIVE (153RD) - MISSISSIPPI

- Appeared in 51 games and recorded 146 tackles (101 solo), six interceptions, six tackles for loss and 1.0 sack
- Participated in the 2024 East-West Bowl



"There's a six-foot corner that runs, I think clocked in at 4.36 I believe. He's 184 pounds, the guy can run, he can cover, he's got instincts. There's a lot to like... We feel he can come in here and compete."

- Head Coach Doug Pederson

## RB KEILAN ROBINSON - ROUND FIVE (167TH) - TEXAS

- Appeared in 37 games for Texas after transferring from Alabama in 2021
- His 24.2 average yards per kick return rank eighth in Texas history and his 897 total kickoff return yards rank ninth

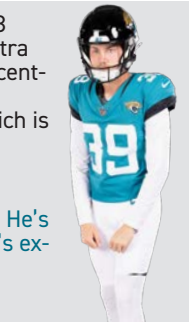


"My number one running back that I watched. I loved him right away...He is a talented player with very good speed, tough, physical, does all the things we liked."

- Special Teams Coordinator Heath Farwell

## K CAM LITTLE - ROUND SIX (212TH) - ARKANSAS

- Converted 53 field goals on 64 attempts (82.8 percent) and converted 100 percent of his extra point attempts (129)... His 82.8 field goal percentage is first in school history
- Converted seven 50-plus yard field goals which is the second most in school history
- Named 2023 First Team All-SEC




"Cam's done great. He's been really, really good. He's so consistent, he's locked in, he's competitive...he's exactly what I thought, if not better."

- Special Teams Coordinator Heath Farwell

## DE MYLES COLE - ROUND SEVEN (236TH) - TEXAS TECH

- Appeared in 29 games for Texas Tech and recorded 44 tackles (29 solo), nine tackles for loss, 3.5 sacks and one pass defended
- Honorable All-Big 12 selection by conference coaches



"Size, length, he's a developmental guy for sure. Kind of got onto him later in the process just with his measurables, they just stood out."

- General Manager Trent Baalke

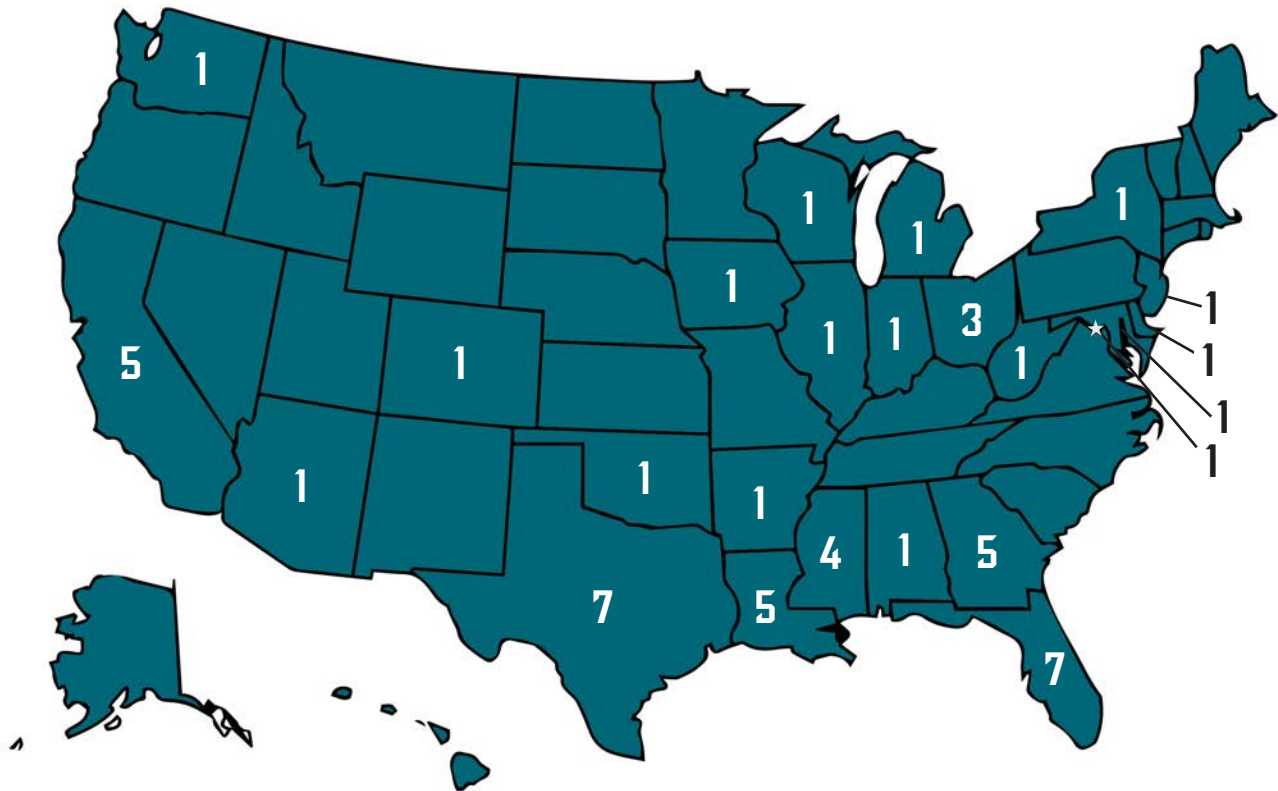




# JAGUAR STATE OF MIND

## WHERE DOES THE JAGUARS ROSTER COME FROM?

The Jaguars' active roster features players from 23 states and Washington, D.C. Florida and Texas are tied for the most represented state, each featuring seven players.



### ALABAMA (1)

S Daniel Thomas - Montgomery

### ARIZONA (1)

WR Christian Kirk - Scottsdale

### ARKANSAS (1)

CB Montaric Brown - Ashdown

### CALIFORNIA (5)

DE Arik Armstead - Elk Grove  
DT Roy Robertson-Harris - Oakland  
LB Devin Lloyd - Chula Vista  
LB Caleb Johnson - Point Loma  
TE Josiah Deguara - Folsom

### COLORADO (1)

LB Chad Muma - Lone Tree

### DELAWARE (1)

S Darnell Savage - Bear

### LOUISIANA (5)

RB Travis Etienne Jr. - Jennings  
DE Myles Cole - Shreveport  
OL Cam Robinson - West Monroe  
DT Maason Smith - Houma  
WR Brian Thomas Jr. - Walker

### FLORIDA (7)

QB Mac Jones - Jacksonville  
OL Cooper Hodges - Glen St. Mary  
WR Gabe Davis - Sanford  
LB Yasir Abdullah - Miramar  
RB D'Ernest Johnson - Immokalee  
DT Jordan Jefferson - Navarre  
LB Ventrell Miller - Lakeland

### GEORGIA (5)

DE Travon Walker - Thomaston  
QB Trevor Lawrence - Cartersville  
TE Evan Engram - Powder Springs  
DT Jeremiah Ledbetter - Gainesville  
RB Tank Bigsby - LaGrange

### ILLINOIS (1)

S Antonio Johnson - East St. Louis

### INDIANA (1)

DT Ezezi Otomewo - Indianapolis

### IOWA (1)

OL Brandon Scherff - Denison

### MARYLAND (1)

CB Ronald Darby - Oxon Hill

### MICHIGAN (1)

OL Javon Foster - Detroit

### MISSISSIPPI (4)

P Logan Cooke - Darbun  
WR Tim Jones - Biloxi  
CB Jarrian Jones - Magee  
CB De'Antre Prince - Charleston

### NEW JERSEY (1)

DE Josh Hines-Allen - Montclair

### NEW YORK (1)

S Andre Cisco - Queens

### OHIO (3)

DT DaVon Hamilton - Pickerington  
TE Luke Farrell - Perry  
OL Luke Fortner - Sylvania

### OKLAHOMA (1)

K Cam Little - Moore

### TEXAS (7)

OL Walker Little - Houston  
WR Parker Washington - Sugar Land  
WR Devin Duvernay - Sachse  
DT Tyler Lacy - Sachse  
OL Mitch Morse - Austin  
LS Ross Maticcik - McKinney  
CB Tre Flowers - Converse

### WASHINGTON (1)

OL Ezra Cleveland - Spanaway

### WEST VIRGINIA (1)

TE Brenton Strange - Parkersburg

### WISCONSIN (1)

OL Cole Van Lanen - Green Bay

### WASHINGTON D.C. (1)

OL Anton Harrison



# PLAYER NOTES

## LASER LAWRENCE

Through Week 6, QB Trevor Lawrence has set three career highs in 2024. Against the Colts in Week 5, he recorded 371 passing yards, including a 85-yard passing touchdown to WR Brian Thomas Jr. Both his 371 passing yards and 85-yard passing touchdown mark career bests. In Week 2 against the Browns, he scrambled for 33 yards marking a career long.

### TREVOR LAWRENCE'S SINGLE-GAME HIGHS

| CATEGORY                  | NUMBER     | OPPONENT (WK/YEAR)                                   |
|---------------------------|------------|--|
| Completions               | 32         | at SEA (WK 8, 10/31/21)                              |
| Passing Attempts          | 54         | at SEA (WK 8, 10/31/21)                              |
| Completion Percentage     | 90.9       | at IND (WK 6, 10/16/22)                              |
| <b>Passing Yards</b>      | <b>371</b> | <b>vs. IND (WK 5, 10/6/24)</b>                       |
| Passing Touchdowns        | 4          | vs. DAL (WK 15, 12/18/22)                            |
| Passing Yards/Attempts    | 9.6        | at HOU (WK 12, 11/26/23)                             |
| Passing First Downs       | 18         | at TEN (WK 14, 12/11/22)                             |
| <b>Longest Completion</b> | <b>85</b>  | <b>vs. IND (WK 5, 10/6/24)</b>                       |
| 25+ Yard Completions      | 5          | at PIT (WK 8, 10/29/23)                              |
| Passer Rating             | 129.8      | vs. BAL (WK 12, 11/27/22)                            |
| Rushing Attempts          | 10         | vs. IND (WK 18, 1/9/22)                              |
| Rushing Yards             | 59         | at N.O. (WK 7, 10/19/23)                             |
| <b>Longest Run</b>        | <b>33</b>  | <b>vs. CLE (WK 2, 9/15/24)</b>                       |
| Rushing Touchdowns        | 2          | vs. TEN (WK 11, 11/19/23)<br>at IND (WK 6, 10/16/22) |

In Week 6 against Chicago, Lawrence completed 23 passes for 234 yards and two touchdowns. His 1,334 total passing yards this season place fifth in the AFC and his eight touchdowns place sixth.

### PASSING YARDS AFC, 2024

| RK. | PLAYER (TEAM)            | COMP. | PASSING YARDS |
|-----|--------------------------|-------|---------------|
| 1.  | QB Joe Burrow (CIN)      | 144   | 1,578         |
| 2.  | QB C.J. Stroud (HOU)     | 142   | 1,577         |
| 3.  | QB Lamar Jackson (BAL)   | 118   | 1,529         |
| 4.  | QB Aaron Rodgers (NYJ)   | 134   | 1,387         |
| 5.  | QB Trevor Lawrence (JAX) | 116   | 1,334         |

### PASSING TOUCHDOWNS, AFC, 2024

| RK. | PLAYER (TEAM)            | PASSING TOUCHDOWNS |
|-----|--------------------------|--------------------|
| 1.  | QB Joe Burrow (CIN)      | 12                 |
| 2.  | QB Lamar Jackson (BAL)   | 10                 |
|     | QB C.J. Stroud (HOU)     | 10                 |
|     | QB Josh Allen (BUF)      | 10                 |
| 5.  | QB Aaron Rodgers (NYJ)   | 9                  |
| 6.  | QB Trevor Lawrence (JAX) | 8                  |

Against Chicago, Lawrence completed 14 passing first downs. His 64 passing first downs this seasons ranks fifth in the AFC.

### PASSING FIRST DOWNS, AFC, 2024

| RK. | PLAYER (TEAM)            | YARDS |
|-----|--------------------------|-------|
| 1.  | QB C.J. Stroud (HOU)     | 81    |
| 2.  | QB Joe Burrow (CIN)      | 79    |
| 3.  | QB Lamar Jackson (BAL)   | 76    |
| 4.  | QB Aaron Rodgers (NYJ)   | 68    |
| 5.  | QB Trevor Lawrence (JAX) | 64    |

## LAYING DOWN THE LAW

In Week 6, Lawrence recorded two completions of 20+ yards. His 18 completions of 20+ yards this season are tied for second in the AFC.

### 20+ YARD COMPLETIONS, AFC, 2024

| RK. | PLAYER (TEAM)            | 20+ YARD COMPLETIONS |
|-----|--------------------------|----------------------|
| 1.  | QB Aaron Rodgers (NYJ)   | 20                   |
| 2.  | QB Trevor Lawrence (JAX) | 18                   |
|     | QB C.J. Stroud (HOU)     | 18                   |
|     | QB Bo Nix (DEN)          | 18                   |
|     | QB Josh Allen (BUF)      | 18                   |

Lawrence has thrown at least one completion of 20+ yards in 49 consecutive games, dating back to Week 9 of the 2021 season. He holds the second longest active streak in the NFL.

### AT LEAST ONE 20+ YARD COMPLETION, ACTIVE STREAK, NFL

| RK. | PLAYER (TEAM)            | GAMES |
|-----|--------------------------|-------|
| 1.  | QB Jared Goff (DET)      | 78    |
| 2.  | QB Trevor Lawrence (JAX) | 49    |
| 3.  | QB Geno Smith (SEA)      | 42    |
| 4.  | QB Josh Allen (BUF)      | 40    |
| 5.  | QB Tua Tagovailoa (MIA)  | 32    |

QB Trevor Lawrence has completed 1,232 passes for 13,104 yards since entering the league in 2021. His 1,232 completions and 13,104 passing yards both rank fourth among quarterbacks in the AFC during that time span (2021-24).

### PASSING YARDS, AFC, 2021-2024

| RK. | PLAYER                    | YARDS  |
|-----|---------------------------|--------|
| 1.  | QB Patrick Mahomes (K.C.) | 15,507 |
| 2.  | QB Josh Allen (BUF)       | 14,156 |
| 3.  | QB Justin Herbert (LAC)   | 13,702 |
| 4.  | QB Trevor Lawrence (JAX)  | 13,104 |
| 5.  | QB Joe Burrow (CIN)       | 12,973 |

### COMPLETIONS, AFC, 2021-24

| RK. | PLAYER                    | COMP. |
|-----|---------------------------|-------|
| 1.  | QB Patrick Mahomes (K.C.) | 1,383 |
| 2.  | QB Justin Herbert (LAC)   | 1,297 |
| 3.  | QB Josh Allen (BUF)       | 1,251 |
| 4.  | QB Trevor Lawrence (JAX)  | 1,232 |
| 5.  | QB Joe Burrow (CIN)       | 1,149 |



Among quarterbacks with 13,000 passing yards, Lawrence's is one-of-three quarterbacks to eclipse 1,000 rushing yards (1,046). His 1,046 career rushing yards rank third in the NFL since 2021.

### MOST RUSHING YARDS BY A QB, MINIMUM OF 13,000 PASS YARDS, NFL, 2021-24

| RK. | PLAYER                    | RUSH YARDS |
|-----|---------------------------|------------|
| 1.  | QB Josh Allen (BUF)       | 2,227      |
| 2.  | QB Patrick Mahomes (K.C.) | 1,211      |
| 3.  | QB Trevor Lawrence (JAX)  | 1,046      |



# PLAYER NOTES

## HERE TO STAY

Through Week 6, Lawrence has recorded 82 rushing yards, including a career-high 33 yard run. His 33-yard run is tied fifth longest among quarterbacks this season.

### QUARTERBACK RUSHING LONG, NFL, 2024

| RK. | PLAYER                          | RUSH LONG |
|-----|---------------------------------|-----------|
| 1.  | QB Kyler Murray (ARI)           | 50        |
| 2.  | QB Joe Burrow (CIN)             | 47        |
| 3.  | QB Geno Smith (SEA)             | 34        |
|     | QB Jayden Daniels (WAS)         | 34        |
| 5.  | <b>QB Trevor Lawrence (JAX)</b> | 33        |
|     | QB Lamar Jackson (BAL)          | 33        |

Throughout Lawrence's career, he has recorded a total of 13,104 passing yards, which places fourth in franchise history.

### PASSING YARDS, FRANCHISE HISTORY

| RK. | PLAYER (SEASONS)                    | PASSING YARDS |
|-----|-------------------------------------|---------------|
| 1.  | QB Mark Brunell (1995-2003)         | 25,698        |
| 2.  | QB Blake Bortles (2014-18)          | 17,646        |
| 3.  | QB David Garrard (2002-10)          | 16,003        |
| 4.  | <b>QB Trevor Lawrence (2021-24)</b> | 13,104        |
| 5.  | QB Byron Leftwich (2003-06)         | 9,042         |

Lawrence has completed 1,232 passes throughout his career. His 1,232 completions place fourth in franchise history.

### COMPLETIONS, FRANCHISE HISTORY

| RK. | PLAYER (SEASONS)                    | COMPLETIONS |
|-----|-------------------------------------|-------------|
| 1.  | QB Mark Brunell (1995-2003)         | 2,184       |
| 2.  | QB Blake Bortles (2014-18)          | 1,561       |
| 3.  | QB David Garrard (2002-10)          | 1,406       |
| 4.  | <b>QB Trevor Lawrence (2021-24)</b> | 1,232       |
| 5.  | QB Byron Leftwich (2003-06)         | 789         |

Lawrence has thrown 66 passing touchdowns throughout his career, ranking fourth in franchise history.

### PASSING TOUCHDOWNS, FRANCHISE HISTORY

| RK. | PLAYER (SEASONS)                    | PASSING TOUCHDOWNS |
|-----|-------------------------------------|--------------------|
| 1.  | QB Mark Brunell (1995-2003)         | 144                |
| 2.  | QB Blake Bortles (2014-18)          | 103                |
| 3.  | QB David Garrard (2002-10)          | 89                 |
| 4.  | <b>QB Trevor Lawrence (2021-24)</b> | 66                 |
| 5.  | QB Byron Leftwich (2003-06)         | 51                 |



## FULL STEAM AHEAD

Through Week 6, RB Tank Bigsby has rushed 41 times for 297 yards, including a 65-yard rushing touchdown. His 65-yard rushing touchdown is tied for the second longest in the NFL this season.

### LONGEST TOUCHDOWN RUN, NFL, 2024

| RK. | PLAYER (TEAM)               | YARDS |
|-----|-----------------------------|-------|
| 1.  | RB Derrick Henry (BAL)      | 87    |
| 2.  | <b>RB Tank Bigsby (JAX)</b> | 65    |
|     | RB Saquon Barkley (PHI)     | 65    |
| 4.  | RB Dameon Pierce (HOU)      | 54    |
| 5.  | RB James Cook (BUF)         | 49    |

This season, Bigsby is averaging 7.2 yards per rush, which leads the NFL. Additionally, Jacksonville has averaged 5.3 yards per rush, which ties for second in the NFL.

### YARDS PER RUSH, NFL, 2024

| RK. | PLAYER (TEAM)               | YARDS PER RUSH |
|-----|-----------------------------|----------------|
| 1.  | <b>RB Tank Bigsby (JAX)</b> | 7.2            |
| 2.  | RB Derrick Henry (BAL)      | 5.9            |
| 3.  | RB Bucky Irving (T.B.)      | 5.7            |
| 4.  | RB Chuba Hubbard (CAR)      | 5.6            |
| 5.  | RB Tyler Allgeier (ATL)     | 5.5            |

### YARDS PER RUSH, TEAM, NFL, 2024

| RK. | TEAM                        | YARDS PER RUSH |
|-----|-----------------------------|----------------|
| 1.  | Baltimore Ravens            | 6.1            |
| 2.  | <b>Jacksonville Jaguars</b> | 5.3            |
|     | Arizona Cardinals           | 5.3            |
|     | Tampa Bay Buccaneers        | 5.3            |
| 5.  | Washington Commanders       | 5.1            |
|     | Green Bay Packers           | 5.1            |

Among running backs in the 2024 draft class, Bigsby's 297 yards in 2024 rank third.

### RUSHING YARDS, 2023 DRAFT CLASS RB, NFL, 2024

| RK. | PLAYER (TEAM)               | YARDS |
|-----|-----------------------------|-------|
| 1.  | RB Bijan Robinson (ATL)     | 380   |
|     | RB Jahmyr Gibbs (DET)       | 348   |
| 3.  | <b>RB Tank Bigsby (JAX)</b> | 297   |
|     | RB Chase Brown (CIN)        | 283   |
|     | RB Zach Charbonnet (SEA)    | 187   |



# PLAYER NOTES

## BT7

Through Week 6, WR Brian Thomas Jr. has recorded 25 receptions for 424 yards and three touchdowns. His 424 receiving yards are the most in franchise history through a rookies' first six games.

Additionally, in Week 5 he recorded 122 receiving yards becoming the sixth rookie in Jaguars history to reach 100-plus receiving yards in a game.

### ROOKIE WR RECEIVING YARDS, 6 GAMES, FRANCHISE HISTORY

| RK. | PLAYER (SEASON)                | REC. | REC. YARDS |
|-----|--------------------------------|------|------------|
| 1.  | WR Brian Thomas Jr. (2024)     | 25   | 424        |
| 2.  | WR Dede Westbrook (2017)       | 26   | 330        |
| 3.  | WR Allen Robinson (2014)       | 30   | 311        |
| 4.  | WR Allen Hurns (2014)          | 18   | 298        |
| 5.  | WR Laviska Shenault Jr. (2020) | 26   | 280        |

### 100+ SINGLE-GAME RECEIVING YARDS, ROOKIES, FRANCHISE HISTORY

| RK. | PLAYER (SEASON, WEEK)          | REC. | REC. YARDS |
|-----|--------------------------------|------|------------|
| 1.  | WR Justin Blackmon (2012, W11) | 7    | 236        |
| 2.  | WR Keelan Cole (2017, W15)     | 7    | 186        |
| 3.  | TE Pete Mitchell (1995, W12)   | 12   | 161        |
| 4.  | WR Brian Thomas Jr. (2024, W5) | 5    | 122        |
| 5.  | WR Matt Jones (2005, W10)      | 5    | 117        |
| 6.  | WR Allen Hurns (2014, W1)      | 4    | 110        |

Among receivers in the 2024 draft class, Thomas' 424 receiving yards and 17.0 yards per reception lead the NFL among players with at least 10 receptions. Additionally, his 25 total receptions rank second.

### RECEIVING YARDS, WIDE RECEIVERS 2024 DRAFT CLASS

| RK. | PLAYER (TEAM)                | YARDS |
|-----|------------------------------|-------|
| 1.  | WR Brian Thomas Jr. (JAX)    | 424   |
| 2.  | WR Malik Nabers (NYG)        | 386   |
| 3.  | WR Marvin Harrison Jr. (ARI) | 279   |
| 4.  | WR Rome Odunze (CHI)         | 246   |
| 5.  | WR Jordan Whittington (LAR)  | 219   |

### YARDS PER RECEPTION, WR, MINIMUM 10 REC., 2024 DRAFT CLASS

| RK. | PLAYER (TEAM)                | YD/REC |
|-----|------------------------------|--------|
| 1.  | WR Brian Thomas Jr. (JAX)    | 17.0   |
| 2.  | WR Keon Coleman (BUF)        | 16.8   |
| 3.  | WR Marvin Harrison Jr. (ARI) | 16.4   |
| 4.  | WR Xavier Worthy (K.C.)      | 14.9   |
| 5.  | WR Rome Odunze (CHI)         | 14.5   |

### RECEPTIONS, WR, 2024 DRAFT CLASS

| RK. | PLAYER (TEAM)                | REC. |
|-----|------------------------------|------|
| 1.  | WR Malik Nabers (NYG)        | 35   |
| 2.  | WR Brian Thomas Jr. (JAX)    | 25   |
| 3.  | WR Ladd McConkey (LAC)       | 19   |
| 4.  | WR Jordan Whittington (LAR)  | 18   |
| 5.  | WR Marvin Harrison Jr. (ARI) | 17   |
|     | WR Rome Odunze (CHI)         | 17   |



## BRILLIANT BRIAN

In his first five games, Thomas recorded 45 receiving yards in each game this season. He joined wide receivers Zay Flowers, Puka Nacua, Ja'Marr Chase, CeeDee Lamb, Amari Cooper, Terry McLaurin and Andre Johnson as the only rookie wide receivers since 2000 to record at least 45 receiving yards in each of their first five games.

### AT LEAST 45 RECEIVING YARDS, FIRST FIVE GAMES, NFL, 2000-24

| PLAYER (TEAM, YEAR)             | RECEIVING YARDS |
|---------------------------------|-----------------|
| WR Puka Nacua (LAR, 2023)       | 572             |
| WR Ja'Marr Chase (CIN, 2021)    | 456             |
| WR CeeDee Lamb (DAL, 2020)      | 433             |
| WR Terry McLaurin (WAS, 2019)   | 408             |
| WR Brian Thomas Jr. (JAX, 2024) | 397             |
| WR Andre Johnson (HOU, 2003)    | 395             |
| WR Amari Cooper (L.V., 2015)    | 386             |

Thomas Jr.'s 85-yard touchdown reception against the Colts, is the longest by a rookie in franchise history and the second-longest in the NFL this season. He reached a season-high top speed 22.15 mph per Next Gen Stats, the fastest by a Jaguars ball carrier since speed-tracking began in 2016.

### RECEIVING LONG, WIDE RECEIVERS NFL, 2024

| RK. | PLAYER (TEAM)              | REC. LONG |
|-----|----------------------------|-----------|
| 1.  | WR Justin Jefferson (MIN)  | 97        |
| 2.  | WR Brian Thomas Jr. (JAX)  | 85        |
| 3.  | WR Tyreek Hill (MIA)       | 80        |
| 4.  | WR Deebo Samuel Sr. (S.F.) | 76        |
| 5.  | WR D.K. Metcalf (SEA)      | 71        |

In Week 1 against Miami, WR Brian Thomas Jr. led the team in receptions with four for 47 yards and one touchdown. He became the sixth rookie wide receiver in franchise history to haul in a touchdown in his NFL debut.

### ROOKIE WR TOUCHDOWN RECEPTION, NFL DEBUT FRANCHISE HISTORY

| RK. | PLAYER (DATE)                             | YARDS | RECEIVING TD |
|-----|---|-------|--------------|
| 1.  | WR Allen Hurns (9/7/14 at PHI)            | 110   | 2            |
| 2.  | WR Brian Thomas Jr. (9/8/24 at MIA)       | 47    | 1            |
|     | WR Laviska Shenault Jr. (9/13/20 vs. IND) | 37    | 1            |
|     | WR Rashad Greene (9/13/15 vs. CAR)        | 28    | 1            |
|     | WR John Broussard (9/9/07 vs. TEN)        | 55    | 1            |
|     | WR Ernest Wilford (9/12/04 at BUF)        | 7     | 1            |



# PLAYER NOTES

## DOUBLE 07

Through his first six NFL games, WR Brian Thomas Jr. is near the top in several receiving categories in the AFC.

**70.7**

WR Brian Thomas Jr. has averaged **70.4** receiving yards per game. His 70.4 receiving yards per game rank fourth in the AFC.

**25**

Thomas Jr. has recorded four receptions of at least **25** yards, which places sixth among receivers in the AFC.

**17.0**

Thomas Jr. has an average of **17.0** yards per reception. His average yards per reception ranks third in the AFC and seventh in the NFL.

**17**

**17** of Thomas Jr.'s 22 total receptions have resulted in a first down, which ties for seventh place in the AFC.

## DOCTOR STRANGE

Through Week 6, TE Brenton Strange has recorded 13 receptions for 131 yards and two touchdowns. His two touchdowns this season are tied for fifth among tight ends in the NFL.

### TOUCHDOWN RECEPTIONS, TIGHT ENDS, NFL, 2024

| RK. | PLAYER (TEAM)                   | REC. TD |
|-----|---------------------------------|---------|
| 1.  | TE George Kittle (S.F.)         | 5       |
| 2.  | TE Isaiah Likely (BAL)          | 3       |
|     | TE Tucker Kraft (G.B.)          | 3       |
|     | TE Cole Kmet                    | 3       |
| 5.  | TE <b>Brenton Strange</b> (JAX) | 2       |
|     | TE Pat Freiermuth (PIT)         | 2       |
|     | TE Elijah Higgins (ARI)         | 2       |
|     | TE Foster Moreau (N.O.)         | 2       |

Strange's 131 receiving yards in 2024 rank fourth among tight ends in the 2023 draft class.

### RECEIVING YARDS, TIGHT ENDS, 2023 DRAFT CLASS

| RK. | PLAYER (TEAM)                   | YARDS |
|-----|---------------------------------|-------|
| 1.  | TE Tucker Kraft (G.B.)          | 231   |
| 2.  | TE Sam LaPorta (DET)            | 217   |
| 3.  | TE Dalton Kincaid (BUF)         | 166   |
| 4.  | TE <b>Brenton Strange</b> (JAX) | 131   |
| 5.  | TE Josh Whyle (TEN)             | 63    |



## EAZY E

In Week 6, TE Evan Engram recorded 10 receptions for 102 yards, becoming one-of-four tight ends this season to record at least 100 yards in a single-game. Additionally, his 102 receiving yards are the most by a tight end and tied for sixth place in Week 6.

### 100 RECEIVING YARDS, SINGLE-GAME TIGHT ENDS, NFL, 2024

| PLAYER (TEAM, WK)              | RECEIVING YARDS |
|--------------------------------|-----------------|
| TE Dallas Goedert (PHI, 3)     | 170             |
| TE Isaiah Likely (BAL, 1)      | 111             |
| TE Hunter Henry (N.E., 2)      | 109             |
| TE <b>Evan Engram</b> (JAX, 6) | 102             |

### RECEIVING YARDS, WEEK 6, NFL, 2024

| RK. | PLAYER (TEAM)               | RECEIVING YARDS |
|-----|-----------------------------|-----------------|
| 1.  | WR Zay Flowers (BAL)        | 132             |
| 2.  | WR Chris Godwin (T.B.)      | 125             |
| 3.  | WR A.J. Brown (PHI)         | 125             |
| 4.  | WR Allen Lazard (NYJ)       | 116             |
| 5.  | WR Garrett Wilson (NYJ)     | 114             |
| 6.  | TE <b>Evan Engram</b> (JAX) | 102             |
|     | WR Deebo Samuel Sr. (S.F.)  | 102             |

Engram's 10 receptions against Chicago put his total with Jacksonville to 198, which places third in franchise history passing TE Pete Mitchell (191).

### RECEPTIONS, TIGHT ENDS, FRANCHISE HISTORY

| RK. | PLAYER (DATES)                  | RECEPTIONS |
|-----|---------------------------------|------------|
| 1.  | TE Mercedes Lewis (2006-17)     | 375        |
| 2.  | TE Kyle Brady (1999-2006)       | 241        |
| 3.  | TE <b>Evan Engram</b> (2022-24) | 198        |
| 4.  | TE Pete Mitchell (1995-2002)    | 191        |
| 5.  | TE Ernest Wilford (2004-10)     | 153        |

Since joining the Jaguars, Engram has recorded 1,836 receiving yards ranking fifth in franchise history among tight ends.

### RECEIVING YARDS, TIGHT ENDS, FRANCHISE HISTORY

| RK. | PLAYER (DATES)                  | RECEIVING YARDS |
|-----|---------------------------------|-----------------|
| 1.  | TE Mercedes Lewis (2006-17)     | 4,502           |
| 2.  | TE Kyle Brady (1999-2006)       | 2,500           |
| 3.  | TE Ernest Wilford (2004-10)     | 2,120           |
| 4.  | TE Pete Mitchell (1995-2002)    | 2,091           |
| 5.  | TE <b>Evan Engram</b> (2022-24) | 1,836           |



# PLAYER NOTES

## CAPTAIN KIRK

Through Week 6, WR Christian Kirk has recorded two receptions of 25+ yards, including a 61-yard reception against the Colts marking the fourth longest of his career. Since joining the Jaguars in 2022, he has totaled 26 receptions of at least 25+ yards, which is tied for third place in the AFC.

### 25+ YARD RECEPTIONS, AFC, 2022-24

| RK. | PLAYER (TEAM)                  | 25+ REC. |
|-----|--------------------------------|----------|
| 1.  | WR Tyreek Hill (MIA)           | 36       |
| 2.  | WR George Pickens (PIT)        | 32       |
| 3.  | WR <b>Christian Kirk</b> (JAX) | 26       |
|     | WR Davante Adams (L.V.)        | 26       |
| 5.  | WR Amari Cooper (CLE)          | 25       |
|     | WR Jaylen Waddle (MIA)         | 25       |



## IN GABE WE TRUST

In Week 6, WR Gabe Davis recorded five receptions for 45 yards including one reception of 20+ yards. His six 20+ yard receptions this season are tied for fourth place in the AFC.

### 20+ YARD RECEPTIONS, AFC, 2024

| RK. | PLAYER (TEAM)                             | 20+ REC. |
|-----|---|----------|
| 1.  | WR Nico Collins (HOU)                     | 8        |
| 2.  | WR Ja'Marr Chase (CIN)                    | 7        |
| 3.  | WR George Pickens (PIT)                   | 6        |
| 4.  | WR <b>Gabe Davis</b> (JAX) & three others | 6        |

Davis has totaled 15 games with at least two receptions of 20+ yards, since being drafted in 2020. His 15 games are tied for fourth among players in the AFC.

### GAMES WITH AT LEAST TWO 20+ YARD RECEPTIONS, AFC, 2020-24

| RK. | PLAYER (TEAM)              | GAMES | 20+ YARD REC. |
|-----|----------------------------|-------|---------------|
| 1.  | WR Tyreek Hill (MIA)       | 23    | 90            |
|     | TE Travis Kelce (K.C.)     | 23    | 71            |
| 3.  | WR Ja'Marr Chase (CIN)     | 17    | 57            |
| 4.  | WR <b>Gabe Davis</b> (JAX) | 15    | 52            |
|     | WR Tee Higgins (CIN)       | 15    | 54            |

Since entering the league in 2020, Davis has averaged 16.3 yards per reception. His 16.3 career average yards per reception leads the NFL among players with at least 150 receptions during that time span.

### AVERAGE YARDS PER RECEPTION, MINIMUM 150 RECEPTIONS, NFL, 2020-24

| RK. | PLAYER (TEAM)              | REC. | YARDS PER REC. |
|-----|----------------------------|------|----------------|
| 1.  | WR <b>Gabe Davis</b> (JAX) | 180  | 16.3           |
| 2.  | WR Nico Collins (HOU)      | 182  | 15.3           |
| 3.  | WR Justin Jefferson (MIN)  | 418  | 15.2           |
| 4.  | WR A.J. Brown (PHI)        | 338  | 15.2           |
| 5.  | WR Deebo Samuel Sr. (S.F.) | 246  | 14.9           |

## 1-OF-1

Since 2022, RB Travis Etienne Jr. has recorded 3,246 scrimmage yards, which places fifth among running backs in the NFL through that time span.

### SCRIMMAGE YARDS, RUNNING BACKS NFL, 2022-24

| RK. | PLAYER (TEAM)                      | SCRIMMAGE YARDS |
|-----|------------------------------------|-----------------|
| 1.  | RB Derrick Henry (BAL)             | 4,070           |
| 2.  | RB Christian McCaffrey (S.F.)      | 3,903           |
| 3.  | RB Josh Jacobs (G.B.)              | 3,719           |
| 4.  | RB Saquon Barkley (PHI)            | 3,466           |
| 5.  | RB <b>Travis Etienne Jr.</b> (JAX) | 3,246           |

Etienne Jr. has recorded 13 games with at least 100 scrimmage yards. His 13 games rank second among running backs in the AFC over that time span.

### AT LEAST 100 SCRIMMAGE YARDS, RUNNING BACKS AFC, 2022-24

| RK. | PLAYER (TEAM)                      | SCRIMMAGE YARDS | GAMES |
|-----|------------------------------------|-----------------|-------|
| 1.  | RB Derrick Henry (BAL)             | 4,070           | 22    |
| 2.  | RB <b>Travis Etienne Jr.</b> (JAX) | 3,246           | 13    |
| 3.  | RB Josh Jacobs (G.B.)              | 3,154           | 12    |
|     | RB Nick Chubb (CLE)                | 1,955           | 12    |
| 5.  | RB Austin Ekeler (WAS)             | 2,701           | 11    |
|     | RB James Cook (BUF)                | 2,686           | 11    |
|     | RB Joe Mixon (HOU)                 | 3,025           | 11    |

Through Week 6, Etienne Jr. has recorded two rushing touchdowns, putting his career total to 18. Since 2022, his 18 rushing touchdowns are tied for third place among running backs in the AFC.

### RUSHING TOUCHDOWNS, RUNNING BACKS AFC, 2022-24

| RK. | PLAYER (TEAM)                                     | RUSHING TD |
|-----|---|------------|
| 1.  | RB Derrick Henry (BAL)                            | 33         |
| 2.  | RB Raheem Mostert (MIA)                           | 21         |
| 3.  | RB <b>Travis Etienne Jr.</b> (JAX) & three others | 18         |

Through Week 6, Etienne has recorded 91 receiving yards and 230 rushing yards. His 883 career receiving yards and 2,363 rushing yards rank fifth among running backs in franchise history.

### RECEIVING YARDS, RB, FRANCHISE HISTORY

| RK. | PLAYER (SEASONS)                       | REC. YARDS |
|-----|--|------------|
| 1.  | RB Maurice Jones-Drew (2006-13)        | 2,873      |
| 2.  | RB Fred Taylor (1998-2008)             | 2,361      |
| 3.  | RB T.J. Yeldon (2015-18)               | 1,301      |
| 4.  | RB Leonard Fournette (2017-19)         | 1,009      |
| 5.  | RB <b>Travis Etienne Jr.</b> (2022-24) | 883        |

### RUSHING YARDS, RB, FRANCHISE HISTORY

| RK. | PLAYER (SEASONS)                       | RUSH YARDS | RUSH TDs |
|-----|--|------------|----------|
| 1.  | RB Fred Taylor (1998-2008)             | 11,271     | 62       |
| 2.  | RB Maurice Jones-Drew (2006-13)        | 8,071      | 68       |
| 3.  | RB James Stewart (1995-99)             | 2,951      | 33       |
| 4.  | RB Leonard Fournette (2017-19)         | 2,631      | 17       |
| 5.  | RB <b>Travis Etienne Jr.</b> (2022-24) | 2,363      | 18       |



# PLAYER NOTES

## JOSHIN' AROUND

In Week 6 against Chicago, DE Josh Hines-Allen recorded four quarterback pressures. This marks his 25th consecutive game with at least one quarterback pressure dating back to Week 17 of 2022. He has the third longest streak in franchise history and the longest active streak, via TruMedia.

### CONSECUTIVE GAMES WITH AT LEAST ONE QB PRESSURE, FRANCHISE HISTORY

| RK. | PLAYER (DATES)                              | GAMES |
|-----|---|-------|
| 1.  | DE Josh Hines-Allen (9/8/19 - 11/21/21)     | 34    |
| 2.  | DE Travon Walker (10/9/22 - 9/15/24)        | 30    |
| 3.  | DE Josh Hines-Allen (1/1/23 - 10/8/24)      | 25    |
| 4.  | DL Calais Campbell (12/16/18 - 12/29/19)    | 19    |
| 5.  | DL Yannick Ngakoue (12/16/18 - 12/29/19)    | 18    |
|     | DT Roy Robertson-Harris (10/15/23-10/13/24) | 18    |

Hines-Allen recorded his first fumble recovery since 2022 against Indianapolis in Week 5. His 23 pressures this season rank second in the NFL among players with at least one fumble recovery.

### QB PRESSURES, AT LEAST ONE FUMBLE RECOVERY NFL, 2024

| RK. | PLAYER (TEAM)             | QB PRESSURES | FR |
|-----|---------------------------|--------------|----|
| 1.  | DE Nick Bosa (S.F.)       | 34           | 1  |
| 2.  | DE Josh Hines-Allen (JAX) | 23           | 1  |
| 3.  | OLB Khalil Mack (LAC)     | 20           | 1  |
| 4.  | OLB Jihad Ward (MIN)      | 17           | 1  |
|     | OLB T.J. Watt (PIT)       | 17           | 1  |

His 47.5 career sacks rank second in franchise history. In 2023, he became the second player to eclipse 40.0 sacks in franchise history.

### SACKS, FRANCHISE HISTORY

| RK. | PLAYER              | TOTAL TACKLES | SACKS |
|-----|---------------------|---------------|-------|
| 1.  | DL Tony Brackens    | 153           | 55.0  |
| 2.  | DE Josh Hines-Allen | 267           | 47.5  |
| 3.  | DL Yannick Ngakoue  | 122           | 37.5  |
| 4.  | DL Joel Smeenge     | 151           | 34.0  |
| 5.  | DL Calais Campbell  | 137           | 31.5  |

Hines-Allen's 47.0 sacks since his rookie year rank fourth among the 2019 NFL draft class.

### SACKS, 2019 DRAFT CLASS

| RK. | PLAYER (TEAM)              | GAMES | SACKS |
|-----|----------------------------|-------|-------|
| 1.  | DE Maxx Crosby (L.V.)      | 88    | 57.5  |
| 2.  | DE Nick Bosa (S.F.)        | 74    | 56.5  |
| 3.. | LB Brian Burns (CAR & NYG) | 86    | 49.0  |
| 4.  | DE Josh Hines-Allen (JAX)  | 80    | 47.5  |
| 5.  | DL Montez Sweat (CHI)      | 82    | 44.0  |



## LOCKED IN

Both DE Travon Walker and DE Josh Hines-Allen have recorded 20+ quarterback pressures this season. The Jaguars are one of three teams in the AFC to have multiple players with at least 20 quarterback pressures.

### AT LEAST 20 QB PRESSURES, TEAMMATES, AFC, 2024

| PLAYER (TEAM)              | PRESSURES |
|----------------------------|-----------|
| DE Josh Hines-Allen (JAX)  | 23        |
| DE Travon Walker (JAX)     | 22        |
| DE Zach Allen (DEN)        | 31        |
| OLB Jonathan Cooper (DEN)  | 22        |
| DE Danielle Hunter (HOU)   | 32        |
| DE Will Anderson Jr. (HOU) | 28        |



## WALK IT LIKE I TALK IT

In Week 5, DE Travon Walker recorded five tackles (four solo), three tackles for loss, three quarterback hits, a career-high 3.0 sacks, one pass defended and one forced fumble. Walker is the fourth Jaguars player since 2015 to register a sack, a forced fumble, a pass defended and a tackle for loss in a single game.

### MINIMUM 1.0 SACK, 1 FORCED FUMBLE, 1 PD, 1 TFL, SINGLE GAME, FRANCHISE HISTORY

| PLAYER (DATE)                | SACKS | FF | PD | TFL |
|------------------------------|-------|----|----|-----|
| DE Travon Walker (10/6/24)   | 3.0   | 1  | 1  | 3   |
| DT Taven Bryan (12/29/19)    | 1.0   | 1  | 1  | 1   |
| DL Yannick Ngakoue (10/2/16) | 1.0   | 1  | 1  | 1   |
| DE Andre Branch (12/13/15)   | 2.0   | 1  | 1  | 1   |

Since entering the league in 2022, Walker has recorded 18.5 sacks placing second among the 2022 NFL draft class.

### SACKS, 2022 DRAFT CLASS

| RK. | PLAYER (TEAM)               | GAMES | SACKS |
|-----|-----------------------------|-------|-------|
| 1.  | DE Aidan Hutchinson (DET)   | 39    | 28.5  |
| 2.  | DE Travon Walker (JAX)      | 38    | 18.5  |
| 3.  | DE George Karlaftis (K.C.)  | 38    | 17.5  |
|     | OLB Kayvon Thibodeaux (NYG) | 36    | 17.5  |
| 5.  | LB Boye Mafe (SEA)          | 37    | 15.0  |



# PLAYER NOTES

## WALK IT OUT

DE Travon Walker has recorded 5.0 sacks this season, which tie for fifth place in the AFC.

### SACKS, AFC, 2024

| RK. | PLAYER (TEAM)                 | SACKS |
|-----|-------------------------------|-------|
| 1.  | DE Will McDonald IV (NYJ)     | 7.0   |
|     | DE Kyle Van Noy (BAL)         | 6.0   |
| 3.  | DE Maxx Crosby (L.V.)         | 5.5   |
|     | DE Will Anderson Jr. (HOU)    | 5.5   |
| 5.  | DE <b>Travon Walker</b> (JAX) | 5.0   |
|     | DE Trey Hendrickson (CIN)     | 5.0   |

Against Indianapolis, Walker set his career-high in sacks (3.0) with 12 seconds left in the fourth quarter, resulting in a Jaguars' victory, 37-24. Through his last 10 games, his 10.0 sacks rank second in the NFL.

### SACKS, PREVIOUS 10 GAMES, NFL, 2023-24

| RK. | PLAYER (TEAM)                 | SACKS |
|-----|-------------------------------|-------|
| 1.  | DE Aidan Hutchinson (DET)     | 12.5  |
| 2.  | DE <b>Travon Walker</b> (JAX) | 10.0  |
| 3.  | LB Kyle Van Noy (BAL)         | 9.0   |
| 4.  | DE Will McDonald IV (NYJ)     | 8.5   |
| 5.  | OLB T.J. Watt (PIT)           | 7.5   |
|     | DE Will Anderson Jr. (HOU)    | 7.5   |
|     | DE Trey Hendrickson (CIN)     | 7.5   |

## NO FLY ZONE

Through Week 6, CB Ronald Darby has recorded 4 passes defended totaling 101 in his career. Since 2015, Darby is one of four active players to record 100 passes defended, placing fourth in that time span.

### PASSES DEFENSED, ACTIVE PLAYERS, NFL, 2015-24

| RK. | PLAYER (TEAM)                | PASSES DEFENSED |
|-----|------------------------------|-----------------|
| 1.  | CB Darius Slay (PHI)         | 128             |
| 2.  | CB James Bradberry (PHI)     | 112             |
| 3.  | CB Stephon Gilmore (MIN)     | 111             |
| 4.  | CB <b>Ronald Darby</b> (JAX) | 101             |
| 5.  | CB Jalen Ramsey (MIA)        | 99              |

In Week 6 against Chicago, Jacksonville recorded two passes defended. Their 23 total passes defended this season tie for seventh place among AFC teams.

### PASSES DEFENSED, TEAM, AFC, 2024

| RK. | TEAM                        | PASSES DEFENSED |
|-----|-----------------------------|-----------------|
| 1.  | Baltimore Ravens            | 29              |
| 2.  | Houston Texans              | 27              |
| 3.  | Pittsburgh Steelers         | 25              |
|     | Las Vegas Raiders           | 25              |
| 5.  | Cincinnati Bengals          | 25              |
|     | Buffalo Bills               | 24              |
| 7.  | <b>Jacksonville Jaguars</b> | 23              |
|     | Cleveland Browns            | 23              |
|     | Indianapolis Colts          | 23              |
|     | Los Angeles Chargers        | 23              |

## LONE 51

In Week 6, LB Ventrell Miller recorded a career-high-tying 10 tackles (eight solo) and one forced fumble. This marks the third consecutive game with at least six solo tackles, which is tied for the longest active streak in the NFL.

Additionally, Miller has recorded a total of 21 solo tackles in his last three games, which ranks fifth in the NFL.

### AT LEAST SIX SOLO TACKLES, ACTIVE STREAKS, NFL, 2024

| RK. | PLAYER (TEAM)               | GAMES |
|-----|-----------------------------|-------|
| 1.  | LB Ventrell Miller (JAX)    | 3     |
|     | LB Quay Walker (G.B.)       | 3     |
|     | LB Jamien Sherwood (NYJ)    | 3     |
| 3.  | LB Lavonte David (T.B.)     | 2     |
|     | LB Patrick Queen (PIT)      | 2     |
|     | LB Fred Warner (S.F.)       | 2     |
|     | S Julian Love (SEA)         | 2     |
|     | LB Kenneth Murray Jr. (TEN) | 2     |
|     | LB Troy Anderson (ATL)      | 2     |
|     | LB Trevin Wallace (CAR)     | 2     |

### SOLO TACKLES, WEEKS 4-6, NFL, 2024

| RK. | PLAYER (TEAM)                   | SOLO TACKLES |
|-----|---------------------------------|--------------|
| 1.  | LB E.J. Speed (IND)             | 22           |
|     | S Budda Baker (ARI)             | 22           |
|     | CB Paulson Adebo (N.O.)         | 22           |
|     | LB Quay Walker (G.B.)           | 22           |
| 5.  | LB <b>Ventrell Miller</b> (JAX) | 21           |

Through Week 6, the Jaguars have recorded 406 total tackles which rank fifth in the AFC.

### TACKLES, TEAM AFC, 2024

| RK. | TEAM                        | TACKLES |
|-----|-----------------------------|---------|
| 1.  | Indianapolis Colts          | 457     |
| 2.  | Denver Broncos              | 432     |
| 3.  | New England Patriots        | 422     |
| 4.  | Cincinnati Bengals          | 420     |
| 5.  | <b>Jacksonville Jaguars</b> | 406     |





# PLAYER NOTES

## MAD MATISCIK

In 2023, LS Ross Maticcik led the NFL in solo tackles by a long snapper with eight. Since entering the NFL in 2020, Maticcik leads all long snappers with 12 solo special teams tackles.

### SOLO SPECIAL TEAMS TACKLES AMONG LONG SNAPPERS, NFL, 2020-24

| RK. | PLAYER (TEAM)              | SOLO TACKLES |
|-----|----------------------------|--------------|
| 1.  | LS Ross Maticcik (JAX)     | 12           |
| 2.  | LS Jacob Bobenmoyer (L.V.) | 8            |
|     | LS Thomas Hennessy (NYJ)   | 8            |
|     | LS Casey Kreiter (NYG)     | 8            |
| 5.  | LS Zach Triner (T.B.)      | 7            |
|     | LS Mitchell Fraboni (DEN)  | 7            |

## CANNON CAM

In Week 6, K Cam Little made his only field goal attempt from 30 yards. His 10 field goals this season are the most by a Jaguars rookie through their first six games.

### FIELD GOALS, FIRST SIX GAMES, FRANCHISE HISTORY, 2024

| RK. | PLAYER (SEASON)      | FIELD GOALS |
|-----|----------------------|-------------|
| 1.  | K Cam Little (2024)  | 10          |
| 2.  | K Seth Marler (2003) | 9           |
| 3.  | K Jason Myers (2015) | 8           |
| 4.  | K Mike Hollis (1995) | 6           |
| 5.  | K Josh Scobee (2004) | 5           |

Through Week 6, has recorded two 50+ yard field goals. He is the only rookie kicker in franchise history to record two field goals of at least 50 yards in his first six games (Week 1 at Miami and Week 4 at Houston).

### TWO 50+ YARD FIELD GOALS, FIRST SIX GAMES FRANCHISE HISTORY

| RK. | PLAYER (TEAM)       | 50+ YARD FIELD GOAL |
|-----|---------------------|---------------------|
| 1.  | K Cam Little (2024) | 2                   |



## NOTE THE QUOTE: CAM LITTLE

"Talented leg strength, the ability to do all those different kicks, and a very talented kicker that is a worker, that is willing to work at it and get better every day."

- Special Teams Coordinator Heath Farwell

## CONSISTENT CAM

Against the Chicago, K Cam Little converted his lone field goal attempt from 30 yards. Through Week 6, he has converted 10-of-11 field goal attempts, with a 90.9 field goal percentage. His 90.9 field goal percentage is tied for third place in the AFC among kickers with at least 10 attempts.

### FIELD GOAL PERCENTAGE, MINIMUM 10 ATTEMPTS, AFC, 2024

| RK. | PLAYER (TEAM)            | FIELD GOAL % |
|-----|--------------------------|--------------|
| 1.  | K Chris Boswell (PIT)    | 94.1         |
| 2.  | K Wil Lutz (DEN)         | 92.9         |
| 3.  | K Cam Little (JAX)       | 90.9         |
|     | K Cameron Dicker (LAC)   | 90.9         |
| 5.  | K Ka'imi Fairbairn (HOU) | 86.7         |

## COOKE'S CORNER

Through Week 6, P Logan Cooke has recorded 10 punts inside the 20 yard line. Cooke's 172 career punts inside the 20-yard line are the most in franchise history.

### PUNTS INSIDE 20-YARD LINE, FRANCHISE HISTORY

| RK. | PLAYER (YEAR)              | PUNTS | INSIDE 20 |
|-----|----------------------------|-------|-----------|
| 1.  | P Logan Cooke (2018-2024)  | 422   | 172       |
| 2.  | P Bryan Barker (1995-2000) | 456   | 151       |
| 3.  | P Chris Hanson (2001-2006) | 424   | 136       |
| 4.  | P Bryan Anger (2012-2015)  | 360   | 113       |

Since 2018, the seventh-year punter has punted 422 times with a 43.4-yard net punting average. Among players with a minimum of 300 punts, Cooke's 43.4-yard career net punting average is first in NFL history.

### NET PUNTING AVERAGE, NFL HISTORY MIN. 300 PUNTS

| RK. | PLAYER (TEAM/YEAR)                          | PUNTS | PUNTING AVG. |
|-----|---|-------|--------------|
| 1.  | P Logan Cooke (JAX, 2018-2024)              | 422   | 43.4         |
| 2.  | P Johnny Hekker (LAR, 2012-2024)            | 915   | 42.9         |
| 3.  | P Michael Dickson (SEA, 2018-2024)          | 453   | 42.8         |
| 4.  | P AJ Cole (L.V., 2019-2024)                 | 334   | 42.5         |
| 5.  | P Cameron Johnston (PIT, PHI, HOU, 2017-24) | 447   | 42.3         |

Through Week 6, Cooke has punted 22 times with a 46.1-yard net punting average. His 46.1 net punting average ranks second in the NFL.

### NET PUNTING AVERAGE, 2024 MIN. 10 PUNTS

| RK. | PLAYER (TEAM)           | PUNTS | PUNTING AVG. |
|-----|-------------------------|-------|--------------|
| 1.  | P Ryan Rehkow (CIN)     | 20    | 47.3         |
| 2.  | P Logan Cooke (JAX)     | 22    | 46.1         |
| 3.  | P Matt Araiza (K.C.)    | 13    | 44.8         |
| 4.  | P Jack Fox (DET)        | 14    | 44.5         |
| 5.  | P Bryce Baringer (N.E.) | 32    | 44.3         |



# TEAM RANKINGS

## AMERICAN FOOTBALL CONFERENCE

|                             | OFFENSE  |           |          | DEFENSE   |          |           |
|-----------------------------|----------|-----------|----------|-----------|----------|-----------|
|                             | TOTAL    | RUSH      | PASS     | TOTAL     | RUSH     | PASS      |
| Baltimore Ravens            | *1       | *1        | 3        | 11        | *1       | 15        |
| Buffalo Bills               | 7        | 4         | 9        | 12        | 13       | 11        |
| Cincinnati Bengals          | 4        | 13        | 2        | 13        | 15       | 10        |
| Cleveland Browns            | 16       | 14        | 14       | 10        | 12       | 8         |
| Denver Broncos              | 13       | 12        | 11       | 4         | 8        | 5         |
| Houston Texans              | 2        | 6         | *1       | 3         | 7        | 4         |
| Indianapolis Colts          | 5        | 9         | 5        | 15        | 16       | 14        |
| <b>Jacksonville Jaguars</b> | <b>6</b> | <b>11</b> | <b>8</b> | <b>16</b> | <b>6</b> | <b>16</b> |
| Kansas City Chiefs          | 3        | 8         | 4        | 8         | 3        | 12        |
| Las Vegas Raiders           | 11       | 16        | 7        | 9         | 14       | 6         |
| Los Angeles Chargers        | 12       | 3         | 13       | 6         | 4        | 7         |
| Miami Dolphins              | 9        | 10        | 10       | 5         | 10       | 3         |
| New England Patriots        | 14       | 5         | 16       | 14        | 11       | 13        |
| New York Jets               | 8        | 15        | 6        | 2         | 9        | 2         |
| Pittsburgh Steelers         | 10       | 2         | 12       | 7         | 2        | 9         |
| Tennessee Titans            | 15       | 7         | 15       | *1        | 5        | *1        |

## NATIONAL FOOTBALL CONFERENCE

|                       | OFFENSE |      |      | DEFENSE |      |      |
|-----------------------|---------|------|------|---------|------|------|
|                       | TOTAL   | RUSH | PASS | TOTAL   | RUSH | PASS |
| Arizona Cardinals     | 10      | 6    | 16   | 13      | 14   | 10   |
| Atlanta Falcons       | 6       | 10   | 5    | 6       | 11   | 2    |
| Carolina Panthers     | 16      | 11   | 15   | 15      | 15   | 11   |
| Chicago Bears         | 15      | 13   | 14   | *1      | 5    | *1   |
| Dallas Cowboys        | 9       | 16   | 3    | 11      | 12   | 5    |
| Detroit Lions         | 2       | 3    | 4    | 4       | 2    | 13   |
| Green Bay Packers     | 3       | *1   | 6    | 7       | 4    | 12   |
| Los Angeles Rams      | 11      | 14   | 8    | 14      | 16   | 7    |
| Minnesota Vikings     | 12      | 9    | 12   | 5       | *1   | 16   |
| New Orleans Saints    | 13      | 8    | 13   | 16      | 9    | 15   |
| New York Giants       | 14      | 12   | 11   | 2       | 7    | 4    |
| Philadelphia Eagles   | 8       | 5    | 10   | 9       | 8    | 9    |
| San Francisco 49ers   | *1      | 2    | 2    | 3       | 3    | 6    |
| Seattle Seahawks      | 5       | 15   | *1   | 8       | 13   | 3    |
| Tampa Bay Buccaneers  | 7       | 7    | 7    | 12      | 6    | 14   |
| Washington Commanders | 4       | 4    | 9    | 10      | 10   | 8    |

## NATIONAL FOOTBALL LEAGUE

|                             | OFFENSE   |           |           | DEFENSE   |             |           |
|-----------------------------|-----------|-----------|-----------|-----------|-------------|-----------|
|                             | TOTAL     | RUSH      | PASS      | TOTAL     | RUSH        | PASS      |
| Arizona Cardinals           | 15        | 7         | 24        | 27        | 29          | 22        |
| Atlanta Falcons             | 8         | 21        | 6         | 17        | 25          | 9         |
| Baltimore Ravens            | *1        | *1        | 8         | 16        | *1          | 31        |
| Buffalo Bills               | 21        | 11        | 25        | 21        | 23          | 15        |
| Carolina Panthers           | 25        | 22        | 23        | 29        | 30          | 23        |
| Chicago Bears               | 24        | 25        | 22        | 7         | 10          | 6         |
| Cincinnati Bengals          | 12        | 26        | 7         | 23        | 28          | 14        |
| Cleveland Browns            | 32        | 28        | 30        | 15        | 21          | 11        |
| Dallas Cowboys              | 14        | 32        | 3         | 24        | 26          | 16        |
| Denver Broncos              | 29        | 23        | 27        | 4         | 14          | 5         |
| Detroit Lions               | 3         | 4         | 4         | 13        | 3           | 27        |
| Green Bay Packers           | 4         | 2         | 10        | 18        | 8           | 25        |
| Houston Texans              | 6         | 14        | 5         | 3         | 13          | 4         |
| Indianapolis Colts          | 13        | 17        | 15        | 30        | 31          | 26        |
| <b>Jacksonville Jaguars</b> | <b>19</b> | <b>19</b> | <b>20</b> | <b>31</b> | <b>11 T</b> | <b>32</b> |
| Kansas City Chiefs          | 11        | 16        | 9         | 9         | 5           | 20        |
| Las Vegas Raiders           | 27        | 31        | 17        | 12        | 24          | 7         |
| Los Angeles Chargers        | 28        | 10        | 29        | 6         | 6           | 8         |
| Los Angeles Rams            | 16        | 27        | 12        | 28        | 32          | 18        |
| Miami Dolphins              | 23        | 18        | 26        | 5         | 18          | 3         |
| Minnesota Vikings           | 17        | 20        | 19        | 14        | 2           | 30        |
| New England Patriots        | 30        | 12        | 32        | 25        | 19          | 24        |
| New Orleans Saints          | 18        | 13        | 21        | 32        | 20          | 29        |
| New York Giants             | 20        | 24        | 18        | 10        | 15          | 12        |
| New York Jets               | 22        | 30        | 16        | 2         | 17          | 2         |
| Philadelphia Eagles         | 10        | 6         | 14        | 20        | 16          | 21        |
| Pittsburgh Steelers         | 26        | 9         | 28        | 8         | 4           | 13        |
| San Francisco 49ers         | 2         | 3         | 2         | 11        | 7           | 17        |
| Seattle Seahawks            | 7         | 29        | *1        | 19        | 27          | 10        |
| Tampa Bay Buccaneers        | 9         | 8         | 11        | 26        | 11 T        | 28        |
| Tennessee Titans            | 31        | 15        | 31        | *1        | 9           | *1        |
| Washington Commanders       | 5         | 5         | 13        | 22        | 22          | 19        |

\* = NFL leader | T = Tied for position



# JAGUARS TEAM STATS

JACKSONVILLE JAGUARS / REGULAR SEASON WEEK 6 / THROUGH SUNDAY, OCTOBER 13, 2024

| WON 1, LOST 5 |   |       |              |        | DOUG PEDERSON (6 GAMES) |  |
|---------------|---|-------|--------------|--------|-------------------------|--|
| 09/08         | L | 17-20 | at Miami     | 65,582 |                         |  |
| 09/15         | L | 13-18 | Cleveland    | 60,105 |                         |  |
| 09/23         | L | 10-47 | at Buffalo   | 70,316 |                         |  |
| 09/29         | L | 20-24 | at Houston   | 71,115 |                         |  |
| 10/06         | W | 37-34 | Indianapolis | 60,214 |                         |  |
| 10/13         | L | 16-35 | at Chicago   | 61,182 |                         |  |

| 2024 TEAM STATISTICS             |                |                |  |
|----------------------------------|----------------|----------------|--|
|                                  | JAX            | OPP.           |  |
| <b>FIRST DOWNS</b>               | <b>108</b>     | <b>136</b>     |  |
| Rushing                          | 35             | 40             |  |
| Passing                          | 65             | 84             |  |
| Penalty                          | 8              | 12             |  |
| Third Down-Made/Att              | 21/69          | 35/79          |  |
| Third Down Efficiency            | 30.4%          | 44.3%          |  |
| Fourth Down-Made/Att             | 7/14           | 7/9            |  |
| Fourth Down Efficiency           | 50.0%          | 77.8%          |  |
| <b>TOTAL NET YARDS</b>           | <b>1,917</b>   | <b>2,340</b>   |  |
| Avg. Per Game                    | 319.5          | 390.0          |  |
| Total Plays                      | 348            | 388            |  |
| Avg. Per Play                    | 5.5            | 6.0            |  |
| <b>NET YARDS RUSHING</b>         | <b>699</b>     | <b>680</b>     |  |
| Avg. Per Game                    | 116.5          | 113.3          |  |
| Total Rushes                     | 131            | 158            |  |
| Avg. Per Rush                    | 5.3            | 4.3            |  |
| <b>NET YARDS PASSING</b>         | <b>1,218</b>   | <b>1,660</b>   |  |
| Avg. Per Game                    | 203.0          | 276.7          |  |
| Sacked/Yards Lost                | 17/144         | 14/84          |  |
| Gross Yards                      | 1,362          | 1,744          |  |
| Attempts/Completions             | 200/122        | 216/153        |  |
| Pct. of Completion               | 61.0%          | 70.8%          |  |
| Had Intercepted                  | 3              | 1              |  |
| <b>PUNTS/AVERAGE</b>             | <b>22/51.1</b> | <b>22/48.2</b> |  |
| Net Punting Average              | 46.1           | 42.4           |  |
| <b>PUNT RETURN/AVG.</b>          | <b>9/12.0</b>  | <b>12/9.1</b>  |  |
| <b>KICKOFF RETURN/AVG.</b>       | <b>11/24.5</b> | <b>3/28.7</b>  |  |
| <b>INTERCEPTION RETURN/AVG.</b>  | <b>1/22.0</b>  | <b>3/9.7</b>   |  |
| <b>PENALTIES/YARDS</b>           | <b>38/280</b>  | <b>47/387</b>  |  |
| <b>FUMBLES/BALL LOST</b>         | <b>9/4</b>     | <b>4/2</b>     |  |
| <b>TOUCHDOWNS</b>                | <b>12</b>      | <b>21</b>      |  |
| Rushing                          | 4              | 7              |  |
| Passing                          | 8              | 14             |  |
| Returns                          | 0              | 0              |  |
| <b>EXTRA POINTS/ATTEMPTS</b>     | <b>11/11</b>   | <b>20/21</b>   |  |
| <b>TWO POINT CONVERSION/ATT.</b> | <b>0/1</b>     | <b>0/0</b>     |  |
| <b>FIELD GOALS/ATTEMPTS</b>      | <b>10/11</b>   | <b>10/12</b>   |  |
| <b>AVG. TIME OF POSSESSION</b>   | <b>27:33</b>   | <b>32:27</b>   |  |

| * SCORE BY PERIODS | Q1 | Q2 | Q3 | Q4 | OT | PTS |
|--------------------|----|----|----|----|----|-----|
| TEAM               | 20 | 32 | 35 | 26 | 0  | 113 |
| OPPONENTS          | 34 | 61 | 20 | 63 | 0  | 178 |

| SCORING        | TD | RU | PA | RT | K-PAT | FG    | 2PT | S | PTS |
|----------------|----|----|----|----|-------|-------|-----|---|-----|
| C. Little      | 0  | 0  | 0  | 0  | 11/11 | 10/11 | 0   | 0 | 41  |
| B. Thomas Jr.  | 3  | 0  | 3  | 0  | 0/0   | 0/0   | 0   | 0 | 18  |
| T. Bigsby      | 2  | 2  | 0  | 0  | 0/0   | 0/0   | 0   | 0 | 12  |
| G. Davis       | 2  | 0  | 2  | 0  | 0/0   | 0/0   | 0   | 0 | 12  |
| T. Etienne Jr. | 2  | 2  | 0  | 0  | 0/0   | 0/0   | 0   | 0 | 12  |
| B. Strange     | 2  | 0  | 2  | 0  | 0/0   | 0/0   | 0   | 0 | 12  |
| C. Kirk        | 1  | 0  | 1  | 0  | 0/0   | 0/0   | 0   | 0 | 6   |
| TEAM           | 12 | 4  | 8  | 0  | 11/11 | 10/11 | 0   | 0 | 113 |
| OPPONENTS      | 21 | 7  | 14 | 0  | 20/21 | 10/12 | 0   | 1 | 178 |

2-Pt Conv: TM 0-1, OPP 0-0  
 C. Little: (53G) (22G, 43RU, 25G) (41G) (41G, 52G) (23G, 30G, 49G) (30G)  
 OPP: (42WL, 37G, 52G) (53G, 38G, 44G) (27G, 43G) (30G) (30G, 37G) (43B)  
 SACKS: T. Walker 5.0, J. Hines-Allen 2.5, R. Robertson-Harris 2.0, A. Armstead 1.0, F. Oluokun 1.0, M. Smith 1.0, J. Ledbetter 1.0, E. Otomewo 0.5, TM 14.0, OPP 17.0 FUM/LOST: T. Bigsby 2/0, T. Lawrence 2/0, G. Davis 1/1, E. Ingram 1/1, M. Jones 1/1, T. Etienne Jr. 1/1, P. Washington 1/0, TM 9/4, OPP 4/2

| * PASSING   | ATT | CMP | YDS   | CMP% | YDS/ATT | TD | TD% | INT | INT% | LONG | SACK | LOST | RATING |
|-------------|-----|-----|-------|------|---------|----|-----|-----|------|------|------|------|--------|
| T. Lawrence | 191 | 116 | 1,334 | 60.7 | 7.0     | 8  | 4.2 | 3   | 1.6  | 85t  | 15   | 117  | 89.2   |
| M. Jones    | 9   | 6   | 28    | 66.7 | 3.1     | 0  | 0.0 | 0   | 0.0  | 9    | 2    | 27   | 70.6   |
| TEAM        | 200 | 122 | 1,362 | 61.0 | 6.8     | 8  | 4.0 | 3   | 1.5  | 85t  | 17   | 144  | 88.4   |
| OPPONENTS   | 216 | 153 | 1,744 | 70.8 | 8.1     | 14 | 6.5 | 1   | 0.5  | 80t  | 14   | 84   | 114.4  |

| * RUSHING      | NO. | YDS | AVG  | LONG | TD |
|----------------|-----|-----|------|------|----|
| T. Bigsby      | 41  | 297 | 7.2  | 65t  | 2  |
| T. Etienne Jr. | 56  | 230 | 4.1  | 22   | 2  |
| T. Lawrence    | 14  | 82  | 5.9  | 33   | 0  |
| D. Johnson     | 16  | 67  | 4.2  | 13   | 0  |
| B. Thomas Jr.  | 1   | 13  | 13.0 | 13   | 0  |
| D. Duvernay    | 3   | 10  | 3.3  | 4    | 0  |
| TEAM           | 131 | 699 | 5.3  | 65t  | 4  |
| OPPONENTS      | 158 | 680 | 4.3  | 36   | 7  |

| * RECEIVING    | TAR | NO. | YDS   | AVG  | LONG | TD |
|----------------|-----|-----|-------|------|------|----|
| B. Thomas Jr.  | 40  | 25  | 424   | 17.0 | 85t  | 3  |
| C. Kirk        | 39  | 24  | 296   | 12.3 | 61   | 1  |
| G. Davis       | 33  | 17  | 204   | 12.0 | 22   | 2  |
| T. Etienne Jr. | 23  | 16  | 91    | 5.7  | 14   | 0  |
| B. Strange     | 20  | 13  | 131   | 10.1 | 30   | 2  |
| E. Ingram      | 14  | 11  | 107   | 9.7  | 24   | 0  |
| L. Farrell     | 7   | 5   | 31    | 6.2  | 11   | 0  |
| D. Johnson     | 6   | 4   | 25    | 6.3  | 14   | 0  |
| P. Washington  | 5   | 3   | 21    | 7.0  | 12   | 0  |
| J. Deguara     | 2   | 2   | 10    | 5.0  | 8    | 0  |
| T. Bigsby      | 1   | 1   | 28    | 28.0 | 28   | 0  |
| D. Duvernay    | 1   | 1   | -1    | -1.0 | -1   | 0  |
| TEAM           | 191 | 122 | 1,367 | 11.2 | 85t  | 8  |
| OPPONENTS      | 209 | 153 | 1,744 | 11.4 | 80t  | 14 |

| * INTERCEPTIONS | NO. | YDS | AVG  | LONG | TD |
|-----------------|-----|-----|------|------|----|
| A. Cisco        | 1   | 22  | 22.0 | 22   | 0  |
| TEAM            | 1   | 22  | 22.0 | 22   | 0  |
| OPPONENTS       | 3   | 29  | 9.7  | 19   | 0  |

| * FUMBLES      | FUM | LST | FF | REC | TD |
|----------------|-----|-----|----|-----|----|
| G. Davis       | 1   | 1   | 0  | 0   | 0  |
| E. Ingram      | 1   | 1   | 0  | 0   | 0  |
| T. Etienne Jr. | 1   | 1   | 0  | 1   | 0  |
| M. Jones       | 1   | 1   | 0  | 0   | 0  |
| T. Bigsby      | 2   | 0   | 0  | 1   | 0  |
| D. Johnson     | 0   | 0   | 0  | 1   | 0  |
| T. Lawrence    | 2   | 0   | 0  | 0   | 0  |
| E. Otomewo     | 0   | 0   | 0  | 1   | 0  |
| P. Washington  | 1   | 0   | 0  | 1   | 0  |
| TEAM           | 9   | 4   | 0  | 5   | 0  |
| OPPONENTS      | 4   | 2   | 0  | 1   | 0  |

| * PUNTING | NO. | YDS   | AVG  | NET  | TB | IN | LG | B |
|-----------|-----|-------|------|------|----|----|----|---|
| L. Cooke  | 22  | 1,124 | 51.1 | 46.1 | 0  | 10 | 67 | 0 |
| TEAM      | 22  | 1,124 | 51.1 | 46.1 | 0  | 10 | 67 | 0 |
| OPPONENTS | 22  | 1,061 | 48.2 | 42.4 | 1  | 13 | 65 | 0 |

| * PUNT RETURNS | RET | FC | YDS | AVG  | LONG | TD |
|----------------|-----|----|-----|------|------|----|
| D. Duvernay    | 7   | 8  | 81  | 11.6 | 53   | 0  |
| P. Washington  | 2   | 0  | 27  | 13.5 | 14   | 0  |
| TEAM           | 9   | 8  | 108 | 12.0 | 53   | 0  |
| OPPONENTS      | 12  | 6  | 109 | 9.1  | 22   | 0  |

| * KICKOFF RETURNS | NO. | YDS | AVG  | LONG | TD |
|-------------------|-----|-----|------|------|----|
| T. Bigsby         | 3   | 102 | 34.0 | 41   | 0  |
| D. Duvernay       | 5   | 100 | 20.0 | 27   | 0  |
| P. Washington     | 2   | 44  | 22.0 | 24   | 0  |
| T. Jones          | 1   | 23  | 23.0 | 23   | 0  |
| TEAM              | 11  | 269 | 24.5 | 41   | 0  |
| OPPONENTS         | 3   | 86  | 28.7 | 32   | 0  |

| * FIELD GOALS | 1-19 | 20-29 | 30-39 | 40-49 | 50+ |
|---------------|------|-------|-------|-------|-----|
| C. Little     | 0/0  | 3/3   | 2/2   | 3/4   | 2/2 |
| TEAM          | 0/0  | 3/3   | 2/2   | 3/4   | 2/2 |
| OPPONENTS     | 0/0  | 1/1   | 5/5   | 2/4   | 2/2 |



# PATRIOTS TEAM STATS

## NEW ENGLAND PATRIOTS / REGULAR SEASON WEEK 6 / THROUGH SUNDAY, OCTOBER 13, 2024

| WON 1, LOST 5 |   | BILL BELICHICK (6 GAMES) |                  |
|---------------|---|--------------------------|------------------|
| 09/08         | W | 16-10                    | at Cincinnati    |
| 09/15         | L | 20-23 (OT)               | Seattle          |
| 09/19         | L | 3-24                     | at N.Y. Jets     |
| 09/29         | L | 13-30                    | at San Francisco |
| 10/06         | L | 10-15                    | Miami            |
| 10/13         | L | 21-41                    | Houston          |

| 2024 TEAM STATISTICS             |                |                |  |
|----------------------------------|----------------|----------------|--|
|                                  | NE             | OPP.           |  |
| <b>FIRST DOWNS</b>               | <b>91</b>      | <b>121</b>     |  |
| Rushing                          | 32             | 40             |  |
| Passing                          | 49             | 69             |  |
| Penalty                          | 10             | 12             |  |
| Third Down-Made/Att              | 26/84          | 34/76          |  |
| Third Down Efficiency            | 31.0%          | 44.7%          |  |
| Fourth Down-Made/Att             | 6/9            | 1/4            |  |
| Fourth Down Efficiency           | 66.7%          | 25.0%          |  |
| <b>TOTAL NET YARDS</b>           | <b>1,545</b>   | <b>2,153</b>   |  |
| Avg. Per Game                    | 257.5          | 358.8          |  |
| Total Plays                      | 358            | 381            |  |
| Avg. Per Play                    | 4.3            | 5.7            |  |
| <b>NET YARDS RUSHING</b>         | <b>739</b>     | <b>782</b>     |  |
| Avg. Per Game                    | 123.2          | 130.3          |  |
| Total Rushes                     | 159            | 169            |  |
| Avg. Per Rush                    | 4.6            | 4.6            |  |
| <b>NET YARDS PASSING</b>         | <b>806</b>     | <b>1,371</b>   |  |
| Avg. Per Game                    | 134.3          | 228.5          |  |
| Sacked/Yards Lost                | 23/155         | 14/75          |  |
| Gross Yards                      | 961            | 1,446          |  |
| Attempts/Completions             | 176/103        | 198/134        |  |
| Pct. of Completion               | 58.5%          | 67.7%          |  |
| Had Intercepted                  | 3              | 3              |  |
| <b>PUNTS/AVERAGE</b>             | <b>32/51.3</b> | <b>21/50.2</b> |  |
| Net Punting Average              | 44.3           | 39.0           |  |
| <b>PUNT RETURN/AVG.</b>          | <b>11/10.5</b> | <b>18/8.1</b>  |  |
| <b>KICKOFF RETURN/AVG.</b>       | <b>10/23.8</b> | <b>5/24.0</b>  |  |
| <b>INTERCEPTION RETURN/AVG.</b>  | <b>3/12.3</b>  | <b>3/24.3</b>  |  |
| <b>PENALTIES/YARDS</b>           | <b>37/327</b>  | <b>32/301</b>  |  |
| <b>FUMBLES/BALL LOST</b>         | <b>10/5</b>    | <b>11/4</b>    |  |
| <b>TOUCHDOWNS</b>                | <b>8</b>       | <b>15</b>      |  |
| Rushing                          | 3              | 7              |  |
| Passing                          | 5              | 7              |  |
| Returns                          | 0              | 1              |  |
| <b>EXTRA POINTS/ATTEMPTS</b>     | <b>8/8</b>     | <b>14/14</b>   |  |
| <b>TWO POINT CONVERSION/ATT.</b> | <b>0/0</b>     | <b>0/1</b>     |  |
| <b>FIELD GOALS/ATTEMPTS</b>      | <b>9/11</b>    | <b>13/16</b>   |  |
| <b>AVG. TIME OF POSSESSION</b>   | <b>28:20</b>   | <b>31:40</b>   |  |

| * SCORE BY PERIODS | Q1 | Q2 | Q3 | Q4 | OT | PTS |
|--------------------|----|----|----|----|----|-----|
| TEAM               | 14 | 29 | 20 | 20 | 0  | 83  |
| OPPONENTS          | 37 | 31 | 40 | 32 | 3  | 143 |

| SCORING      | TD | RU | PA | RT | K-PAT | FG    | 2PT | S | PTS |
|--------------|----|----|----|----|-------|-------|-----|---|-----|
| J. Slye      | 0  | 0  | 0  | 0  | 8/8   | 9/11  | 0   | 0 | 35  |
| R. Stevenson | 3  | 3  | 0  | 0  | 0/0   | 0/0   | 0   | 0 | 18  |
| K. Boutte    | 1  | 0  | 1  | 0  | 0/0   | 0/0   | 0   | 0 | 6   |
| D. Douglas   | 1  | 0  | 1  | 0  | 0/0   | 0/0   | 0   | 0 | 6   |
| H. Henry     | 1  | 0  | 1  | 0  | 0/0   | 0/0   | 0   | 0 | 6   |
| A. Hooper    | 1  | 0  | 1  | 0  | 0/0   | 0/0   | 0   | 0 | 6   |
| J. Polk      | 1  | 0  | 1  | 0  | 0/0   | 0/0   | 0   | 0 | 6   |
| TEAM         | 8  | 3  | 5  | 0  | 8/8   | 9/11  | 0   | 0 | 83  |
| OPPONENTS    | 15 | 7  | 7  | 1  | 14/14 | 13/16 | 0   | 0 | 143 |

2-Pt Conv: TM 0-0, OPP 0-1  
 J. Slye: (32G, 35G, 37G) (29G, 28G, 48B) (44G) (63G, 54G) (33WR, 38G) (-)  
 OPP: (51G) (44G, 38G, 31G) (45WL, 28G) (22G, 26G, 41G) (54G, 41LU, 32G, 47G) (40WR, 39G, 46G)  
**SACKS:** K. White 4.0, J. Uche 2.0, D. Wise Jr. 2.0, J. Roy 2.0, D. Ekuale 1.0, K. Dugger 1.0, M. Mapu 0.5, A. Jennings 0.5, J. Bentley 0.5, C. Ellis 0.5, **TM** 14.0, **OPP** 23.0 **FUM/LOST:** R. Stevenson 4/2, J. Brissett 3/1, A. Hooper 1/1, D. Maye 1/1, M. Jones 1/0, **TM** 10/5, **OPP** 11/4

| * PASSING   | ATT | CMP | YDS   | CMP% | YDS/ATT | TD | TD% | INT | INT% | LONG | SACK | LOST | RATING |
|-------------|-----|-----|-------|------|---------|----|-----|-----|------|------|------|------|--------|
| J. Brissett | 135 | 79  | 696   | 58.5 | 5.2     | 2  | 1.5 | 1   | 0.7  | 50   | 17   | 108  | 74.2   |
| D. Maye     | 41  | 24  | 265   | 58.5 | 6.5     | 3  | 7.3 | 2   | 4.9  | 40t  | 6    | 47   | 81.9   |
| TEAM        | 176 | 103 | 961   | 58.5 | 5.5     | 5  | 2.8 | 3   | 1.7  | 50   | 23   | 155  | 76.0   |
| OPPONENTS   | 198 | 134 | 1,446 | 67.7 | 7.3     | 7  | 3.5 | 3   | 1.5  | 56t  | 14   | 75   | 94.4   |

| * RUSHING    | NO. | YDS | AVG | LONG | TD |
|--------------|-----|-----|-----|------|----|
| R. Stevenson | 77  | 356 | 4.6 | 33t  | 3  |
| A. Gibson    | 48  | 226 | 4.7 | 45   | 0  |
| J. Brissett  | 12  | 51  | 4.3 | 16   | 0  |
| D. Maye      | 7   | 50  | 7.1 | 15   | 0  |
| J. Hastly    | 8   | 34  | 4.3 | 9    | 0  |
| T. Jennings  | 5   | 13  | 2.6 | 5    | 0  |
| D. Douglas   | 1   | 9   | 9.0 | 9    | 0  |
| J. Polk      | 1   | 0   | 0.0 | 0    | 0  |
| TEAM         | 159 | 739 | 4.6 | 45   | 3  |
| OPPONENTS    | 169 | 782 | 4.6 | 59   | 7  |

| * RECEIVING  | TAR | NO. | YDS   | AVG  | LONG | TD |
|--------------|-----|-----|-------|------|------|----|
| D. Douglas   | 33  | 24  | 243   | 10.2 | 35t  | 1  |
| H. Henry     | 30  | 19  | 221   | 11.6 | 35   | 1  |
| J. Polk      | 23  | 10  | 78    | 7.8  | 21   | 1  |
| R. Stevenson | 17  | 13  | 37    | 2.8  | 8    | 0  |
| A. Hooper    | 16  | 8   | 82    | 10.3 | 19   | 1  |
| A. Gibson    | 13  | 11  | 110   | 10.0 | 50   | 0  |
| K. Osborn    | 13  | 5   | 31    | 6.2  | 9    | 0  |
| K. Boutte    | 8   | 7   | 106   | 15.1 | 40t  | 1  |
| T. Thornton  | 5   | 2   | 27    | 13.5 | 17   | 0  |
| K. Bourne    | 3   | 3   | 15    | 5.0  | 8    | 0  |
| J. Hastly    | 3   | 1   | 9     | 9.0  | 9    | 0  |
| TEAM         | 164 | 103 | 961   | 9.3  | 50   | 5  |
| OPPONENTS    | 194 | 134 | 1,446 | 10.8 | 56t  | 7  |

| * INTERCEPTIONS | NO. | YDS | AVG  | LONG | TD |
|-----------------|-----|-----|------|------|----|
| M. Jones        | 1   | 35  | 35.0 | 35   | 0  |
| C. Gonzalez     | 1   | 2   | 2.0  | 2    | 0  |
| J. Peppers      | 1   | 0   | 0.0  | 0    | 0  |
| TEAM            | 3   | 37  | 12.3 | 35   | 0  |
| OPPONENTS       | 3   | 73  | 24.3 | 45t  | 1  |

| * FUMBLES    | FUM | LST | FF | REC | TD |
|--------------|-----|-----|----|-----|----|
| R. Stevenson | 4   | 2   | 0  | 1   | 0  |
| J. Brissett  | 3   | 1   | 0  | 1   | 0  |
| A. Hooper    | 1   | 1   | 0  | 0   | 0  |
| D. Maye      | 1   | 1   | 0  | 0   | 0  |
| M. Jones     | 1   | 0   | 0  | 0   | 0  |
| M. Jordan    | 0   | 0   | 0  | 1   | 0  |
| N. Leverett  | 0   | 0   | 0  | 1   | 0  |
| TEAM         | 10  | 5   | 0  | 4   | 0  |
| OPPONENTS    | 11  | 4   | 0  | 2   | 0  |

| * PUNTING   | NO. | YDS   | AVG  | NET  | TB | IN | LG | B |
|-------------|-----|-------|------|------|----|----|----|---|
| B. Baringer | 32  | 1,642 | 51.3 | 44.3 | 4  | 16 | 69 | 0 |
| TEAM        | 32  | 1,642 | 51.3 | 44.3 | 4  | 16 | 69 | 0 |
| OPPONENTS   | 21  | 1,055 | 50.2 | 39.0 | 4  | 5  | 80 | 1 |

| * PUNT RETURNS | RET | FC | YDS | AVG  | LONG | TD |
|----------------|-----|----|-----|------|------|----|
| M. Jones       | 11  | 3  | 116 | 10.5 | 16   | 0  |
| TEAM           | 11  | 3  | 116 | 10.5 | 16   | 0  |
| OPPONENTS      | 18  | 8  | 145 | 8.1  | 23   | 0  |

| * KICKOFF RETURNS | NO. | YDS | AVG  | LONG | TD |
|-------------------|-----|-----|------|------|----|
| J. Hastly         | 9   | 214 | 23.8 | 30   | 0  |
| A. Gibson         | 1   | 24  | 24.0 | 24   | 0  |
| TEAM              | 10  | 238 | 23.8 | 30   | 0  |
| OPPONENTS         | 5   | 120 | 24.0 | 27   | 0  |

| * FIELD GOALS | 1-19 | 20-29 | 30-39 | 40-49 | 50+ |
|---------------|------|-------|-------|-------|-----|
| J. Slye       | 0/0  | 2/2   | 4/5   | 1/2   | 2/2 |
| TEAM          | 0/0  | 2/2   | 4/5   | 1/2   | 2/2 |
| OPPONENTS     | 0/0  | 3/3   | 4/4   | 4/7   | 2/2 |



# LAST MATCHUP VS. PATRIOTS



2021 WEEK 17



65,878 ■ Gillette Stadium ■ Jan 2, 2022

Jacksonville Jaguars ..... 3 0 0 7 - 10  
 New England Patriots ..... 7 21 13 9 - 50

## SCORING DRIVES

| TEAM     | QTR | TIME  | SCORING PLAY  | JAX | NE |
|----------|-----|-------|---|-----|----|
| Patriots | 1   | 05:49 | D.Harris 2 yd. run (N.Folk kick) (11-70, 7:03)                        | 0   | 7  |
| Jaguars  | 1   | 02:18 | M.Wright 29 yd. Field Goal (8-66, 3:31)                               | 3   | 7  |
| Patriots | 2   | 12:02 | D.Harris 7 yd. run (N.Folk kick) (9-66, 5:16)                         | 3   | 14 |
| Patriots | 2   | 04:40 | K.Wilkerson 6 yd. pass from M.Jones (N.Folk kick) (7-33, 3:37)        | 3   | 21 |
| Patriots | 2   | 00:48 | J.Meyers 4 yd. pass from M.Jones (N.Folk kick) (6-43, 1:11)           | 3   | 28 |
| Patriots | 3   | 11:14 | K.Wilkerson 20 yd. pass from M.Jones (kick blocked) (6-77, 3:46)      | 3   | 34 |
| Patriots | 3   | 02:42 | R.Stevenson 1 yd. run (N.Folk kick) (1-1, 0:03)                       | 3   | 41 |
| Patriots | 4   | 11:46 | N.Folk 43 yd. Field Goal (11-53, 4:28)                                | 3   | 44 |
| Patriots | 4   | 07:07 | R.Stevenson 6 yd. run (run failed) (7-74, 3:46)                       | 3   | 50 |
| Jaguars  | 4   | 03:48 | D.Ogunbowale 28 yd. pass from T.Lawrence (M.Wright kick) (8-75, 3:19) | 10  | 50 |

### JACKSONVILLE JAGUARS

| PASSING         | ATT       | CP        | YDS        | SK/YD       | TD       | LG        | INT      | RTG         |
|-----------------|-----------|-----------|------------|-------------|----------|-----------|----------|-------------|
| Trevor Lawrence | 27        | 17        | 193        | 2/20        | 1        | 40        | 3        | 57.1        |
| <b>TOTAL</b>    | <b>27</b> | <b>17</b> | <b>193</b> | <b>2/20</b> | <b>1</b> | <b>40</b> | <b>3</b> | <b>57.1</b> |

| RUSHING          | ATT       | YDS       | AVG        | LG        | TD       |
|------------------|-----------|-----------|------------|-----------|----------|
| Dare Ogunbowale  | 9         | 36        | 4.0        | 5         | 0        |
| Ryquell Armstead | 6         | 28        | 4.7        | 9         | 0        |
| Trevor Lawrence  | 2         | 16        | 8.0        | 15        | 0        |
| <b>TOTAL</b>     | <b>17</b> | <b>80</b> | <b>4.7</b> | <b>15</b> | <b>0</b> |

| RECEIVING            | NO        | YDS        | AVG         | LG        | TD       |
|----------------------|-----------|------------|-------------|-----------|----------|
| Laquon Treadwell     | 6         | 87         | 14.5        | 40        | 0        |
| Tavon Austin         | 3         | 2          | 0.7         | 4         | 0        |
| Marvin Jones Jr.     | 2         | 46         | 23.0        | 24        | 0        |
| Dare Ogunbowale      | 2         | 32         | 16.0        | 28t       | 1        |
| Laviska Shenault Jr. | 2         | 13         | 6.5         | 11        | 0        |
| Luke Farrell         | 1         | 7          | 7.0         | 7         | 0        |
| Ryquell Armstead     | 1         | 6          | 6.0         | 6         | 0        |
| <b>TOTAL</b>         | <b>17</b> | <b>193</b> | <b>11.4</b> | <b>40</b> | <b>1</b> |

| TOP DEFENSE      | TOT | SOLO | AST | SCK | YDS | INT |
|------------------|-----|------|-----|-----|-----|-----|
| Chris Claybrooks | 9   | 6    | 3   | 0.0 | 0.0 | 0   |
| Daniel Thomas    | 8   | 5    | 3   | 0.0 | 0.0 | 0   |
| Josh Hines-Allen | 7   | 4    | 3   | 0.0 | 0.0 | 0   |

| FIELD GOALS    | FGM/FGA    | PERCENT      | RESULTS |
|----------------|------------|--------------|---------|
| Matthew Wright | 1-1        | 100.0        | 29G     |
| <b>TOTAL</b>   | <b>1-1</b> | <b>100.0</b> |         |

### NEW ENGLAND PATRIOTS

| PASSING      | ATT       | CP        | YDS        | SK/YD      | TD       | LG        | INT      | RTG          |
|--------------|-----------|-----------|------------|------------|----------|-----------|----------|--------------|
| Mac Jones    | 30        | 22        | 227        | 0/0        | 3        | 20t       | 0        | 128.1        |
| Brian Hoyer  | 4         | 3         | 63         | 0/0        | 0        | 46        | 0        | 116.7        |
| <b>TOTAL</b> | <b>34</b> | <b>25</b> | <b>290</b> | <b>0/0</b> | <b>3</b> | <b>46</b> | <b>0</b> | <b>128.3</b> |

| RUSHING             | ATT       | YDS        | AVG        | LG        | TD       |
|---------------------|-----------|------------|------------|-----------|----------|
| Rhamondre Stevenson | 19        | 107        | 5.6        | 15        | 2        |
| Damien Harris       | 9         | 35         | 3.9        | 7t        | 2        |
| Kendrick Bourne     | 2         | 17         | 8.5        | 9         | 0        |
| Mac Jones           | 2         | 12         | 6.0        | 10        | 0        |
| Jonnu Smith         | 1         | 5          | 5.0        | 5         | 0        |
| Brandon Bolden      | 1         | 4          | 4.0        | 4         | 0        |
| Brian Hoyer         | 2         | 1          | 0.5        | 2         | 0        |
| <b>TOTAL</b>        | <b>36</b> | <b>181</b> | <b>5.0</b> | <b>15</b> | <b>4</b> |

| RECEIVING          | NO        | YDS        | AVG         | LG        | TD       |
|--------------------|-----------|------------|-------------|-----------|----------|
| Jakobi Meyers      | 8         | 73         | 9.1         | 17        | 1        |
| Kendrick Bourne    | 5         | 76         | 15.2        | 46        | 0        |
| Kristian Wilkerson | 4         | 42         | 10.5        | 20t       | 2        |
| Hunter Henry       | 3         | 37         | 12.3        | 17        | 0        |
| Brandon Bolden     | 2         | 21         | 10.5        | 13        | 0        |
| Jonnu Smith        | 1         | 20         | 20.0        | 20        | 0        |
| Damien Harris      | 1         | 12         | 12.0        | 12        | 0        |
| Gunner Olszewski   | 1         | 9          | 9.0         | 9         | 0        |
| <b>TOTAL</b>       | <b>25</b> | <b>290</b> | <b>11.6</b> | <b>46</b> | <b>3</b> |

| TOP DEFENSE     | TOT | SOLO | AST | SCK | YDS | INT |
|-----------------|-----|------|-----|-----|-----|-----|
| Adrian Phillips | 5   | 3    | 2   | 0.0 | 0.0 | 0   |
| J.C. Jackson    | 4   | 4    | 0   | 0.0 | 0.0 | 1   |
| Jalen Mills     | 4   | 3    | 1   | 0.0 | 0.0 | 0   |

| FIELD GOALS  | FGM/FGA    | PERCENT      | RESULTS |
|--------------|------------|--------------|---------|
| Nick Folk    | 1-1        | 100.0        | 43G     |
| <b>TOTAL</b> | <b>1-1</b> | <b>100.0</b> |         |

### Team Statistics

|                              | Jaguars | Patriots |
|------------------------------|---------|----------|
| First Downs                  | 11      | 32       |
| 3rd-Down Eff. (Made/Att/Pct) | 3/9/33% | 8/10/80% |
| 4th-Down Eff. (Made/Att/Pct) | 0/0/0%  | 0/0/0%   |
| Total Net Yards              | 253     | 471      |
| Total Plays                  | 46      | 70       |
| Yards Per Play               | 5.5     | 6.7      |
| Rushes/Net Yards             | 17/80   | 36/181   |
| Net Passing                  | 173     | 290      |
| Pass Attempts/Completions    | 27/17   | 34/25    |
| Had Intercepted              | 3       | 0        |
| Sacked/Yards Lost            | 2/20    | 0/0      |
| Punts/Average                | 4/39.8  | 1/40.0   |
| Penalties/Yards              | 3/25    | 3/30     |
| Fumbles/Lost                 | 0/0     | 1/0      |
| Possession Time              | 23:14   | 36:46    |



# THE LAST TIME

| BY JAGUARS   |                                   | BY OPPONENT  |
|--|-----------------------------------|--|
| <b>PASSING</b>   |                                   |  |
| * Never Has Happened *   | 500 YARDS PASSING                 | 527 yards, Matt Schaub @ Houston, 11/18/12   |
| 43 att., Trevor Lawrence @ Tennessee, 01/07/24                                     | 40+ PASS ATTEMPTS                 | 44 att., Joe Flacco vs. Indianapolis, 10/06/24   |
| 50 att., Trevor Lawrence @ Cleveland, 12/10/23                                     | 50+ PASS ATTEMPTS                 | 55 att., Derek Carr @ New Orleans, 10/19/23  |
| 430 yards, Blake Bortles @ Kansas City, 10/07/18                                   | 400 YARDS PASSING                 | 412 yards, Drew Brees @ New Orleans, 12/27/15  |
| 371 yards, Trevor Lawrence vs. Indianapolis, 10/06/24                              | 300 YARDS PASSING                 | 359 yards, Joe Flacco vs. Indianapolis, 10/06/24                                       |
| * Never Has Happened *   | SEVEN TOUCHDOWN PASSES            | * Never Has Happened *   |
| * Never Has Happened *   | SIX TOUCHDOWN PASSES              | * Never Has Happened *   |
| 5 tds, Blake Bortles: (2, 1, 8, 9, 7) @ Tennessee, 12/06/15                        | FIVE TOUCHDOWN PASSES             | 5 tds, Matt Schaub: (9, 1, 1, 5, 48) @ Houston, 11/18/12                               |
| 4 tds, Trevor Lawrence: (5, 59, 10, 3) vs. Dallas, 12/18/22                        | FOUR TOUCHDOWN PASSES             | 4 tds, Caleb Williams: (31, 2, 9, 3) @ Chicago, 10/13/24                               |
| 3 tds, Trevor Lawrence: (10, 19, 2) @ Cleveland, 12/10/23                          | THREE TOUCHDOWN PASSES            | 3 tds, Joe Flacco: (1, 18, 65) vs. Indianapolis, 10/06/24                              |
| * Never Has Happened *   | FOUR OR MORE INTERCEPTION GAME    | * Never Has Happened *   |
| * Never Has Happened *   | THREE INTERCEPTION GAME           | 3 ints, Samari Rolle @ Tennessee, 12/26/99   |
| 2 ints, Rayshawn Jenkins vs. Dallas, 12/18/22                                      | TWO INTERCEPTION GAME             | 2 ints, Martin Emerson Jr. @ Cleveland, 12/10/23                                       |
| * Never Has Happened *   | SEVEN+ INTERCEPTIONS THROWN       | * Never Has Happened *   |
| * Never Has Happened *   | SIX INTERCEPTIONS THROWN          | * Never Has Happened *   |
| * Never Has Happened *   | FIVE INTERCEPTIONS THROWN         | 5 ints, Ben Roethlisberger @ Pittsburgh, 10/08/17                                      |
| 4 ints, Trevor Lawrence @ Tennessee, 12/12/21                                      | FOUR INTERCEPTIONS THROWN         | 4 ints, Jon Kitna @ Dallas, 10/31/10   |
| 3 ints, Trevor Lawrence @ Cleveland, 12/10/23                                      | THREE INTERCEPTIONS THROWN        | 3 ints, Gardner Minshew II vs. Indianapolis, 10/15/23                                  |
| 2 ints, Trevor Lawrence @ Tennessee, 01/07/24                                      | TWO INTERCEPTIONS THROWN          | 2 ints, Mitch Trubisky @ Pittsburgh, 10/29/23  |
| <b>RUSHING</b>   |                                   |  |
| * Never Has Happened *   | 300 YARDS RUSHING                 | * Never Has Happened *   |
| 225 yards, Leonard Fournette @ Denver, 09/29/19                                    | 200+ YARDS RUSHING                | 253 yards, Jonathan Taylor @ Indianapolis, 01/03/21                                    |
| 225 yards, Leonard Fournette @ Denver, 09/29/19                                    | 200 YARDS RUSHING                 | 253 yards, Jonathan Taylor @ Indianapolis, 01/03/21                                    |
| 156 yards, Travis Etienne Jr. vs. Denver, 10/30/22                                 | 150-199 YARDS RUSHING             | 153 yards, Derrick Henry @ Tennessee, 01/07/24   |
| 101 yards, Tank Bigsby vs. Indianapolis, 10/06/24                                  | 100 YARDS RUSHING                 | 153 yards, Derrick Henry @ Tennessee, 01/07/24   |
| 101 yards, Tank Bigsby vs. Indianapolis, 10/06/24                                  | 100-149 YARDS RUSHING             | 105 yards, Bijan Robinson vs. Atlanta, 10/01/23  |
| 109 yards/101 yards, Rashad Jennings/Maurice Jones-Drew vs. Oakland, 12/12/10      | TWO 100-YARD RUSHERS              | 110 yards/107 yards, Saquon Barkley/Daniel Jones vs. N.Y. Giants, 10/23/22             |
| * Never Has Happened *   | FIVE TOUCHDOWNS RUSHING           | * Never Has Happened *   |
| * Never Has Happened *   | FOUR TOUCHDOWNS RUSHING           | 4 tds, Derrick Henry: (3, 99, 16, 54) @ Tennessee, 12/06/18                            |
| 3 tds, Maurice Jones-Drew: (4, 1, 3) vs. St. Louis, 10/18/09                       | THREE TOUCHDOWNS RUSHING          | 3 tds, Derrick Henry: (1, 9, 10) vs. Tennessee, 10/10/21                               |
| 2 tds, Tank Bigsby: (19, 65) vs. Indianapolis, 10/06/24                            | TWO TOUCHDOWNS RUSHING            | 2 tds, Joe Mixon: (6, 2) vs. Cincinnati, 12/04/23                                      |
| * Never Has Happened *   | TWO PLAYERS WITH TWO TD RUSHING   | Rhamondre Stevenson: (1, 6)/Damien Harris: (2, 7) @ New England, 01/02/22              |
| Travis Etienne Jr.: (62)/JaMychal Hasty: (5)/Snoop Conner: (3) @ Houston, 01/01/23 | THREE PLAYERS WITH ONE TD RUSHING | David Montgomery: (6)/Artavis Pierce: (3)/Mitchell Trubisky: (6) vs. Chicago, 12/27/20 |
| 156 yards, Travis Etienne Jr. vs. Denver, 10/30/22                                 | 150 YARDS RUSHING                 | 153 yards, Derrick Henry @ Tennessee, 01/07/24   |
| 30 att., Maurice Jones-Drew vs. Baltimore, 10/24/11                                | 30+ RUSHING ATTEMPTS              | 30 att., Derrick Henry vs. Tennessee, 01/07/23   |
| 50 yards, Travis Etienne Jr. @ Houston, 09/29/24                                   | 50-74 YARD RUSHING                | 56 yards, Caleb Williams @ Chicago, 10/13/24   |
| 101 yards, Tank Bigsby vs. Indianapolis, 10/06/24                                  | 75+ YARD RUSHING                  | 91 yards, D'Andre Swift @ Chicago, 10/13/24  |
| 30 att., Maurice Jones-Drew vs. Baltimore, 10/24/11                                | 30-39 RUSHING ATTEMPTS            | 30 att., Derrick Henry vs. Tennessee, 01/07/23   |
| * Never Has Happened *   | 40+ RUSHING ATTEMPTS              | * Never Has Happened *   |
| * Never Has Happened *   | 400 YARDS RUSHING (TEAM)          | * Never Has Happened *   |
| 375 yards vs. Indianapolis, 12/10/06   | 300 YARDS RUSHING (TEAM)          | 305 yards @ Tennessee, 11/01/09  |
| 243 yards @ Indianapolis, 10/16/22   | 200 YARDS RUSHING (TEAM)          | 251 yards vs. Baltimore, 12/17/23  |
| 243 yards @ Indianapolis, 10/16/22   | 200-299 YARDS RUSHING (TEAM)      | 251 yards vs. Baltimore, 12/17/23  |



# THE LAST TIME

|  |   |  |
|--|---|--|
| 243 yards @ Indianapolis, 10/16/22   | 200+ YARDS RUSHING (TEAM)                           | 251 yards vs. Baltimore, 12/17/23  |
| 375 yards vs. Indianapolis, 12/10/06   | 300+ YARDS RUSHING (TEAM)                           | 305 yards @ Tennessee, 11/01/09  |
| <b>RECEIVING</b>   |   |  |
| 130 yards/109 yards, Dede Westbrook/Donte Moncrief vs. N.Y. Jets, 09/30/18                             | TWO 100-YARD RECEIVERS                              | 130 yards/109 yards, Tyreek Hill/Jaylen Waddle @ Miami, 09/08/24                               |
| 236 yards, Justin Blackmon @ Houston, 11/18/12   | 200 YARDS RECEIVING                                 | 261 yards, Josh Gordon @ Cleveland, 12/01/13   |
| 102 yards, Evan Engram @ Chicago, 10/13/24   | 100 YARDS RECEIVING                                 | 134 yards, Alec Pierce vs. Indianapolis, 10/06/24  |
| * Never Has Happened *   | FOUR TOUCHDOWN RECEPTIONS                           | * Never Has Happened *   |
| * Never Has Happened *   | FIVE TOUCHDOWN RECEPTIONS                           | * Never Has Happened *   |
| 3 tds, Zay Jones: (5, 59, 3) vs. Dallas, 12/18/22  | THREE TOUCHDOWN RECEPTIONS                          | 3 tds, Sammy Watkins: (68, 49, 3) vs. Kansas City, 09/08/19                                    |
| 2 tds, Gabe Davis: (21, 5) @ Chicago, 10/13/24   | TWO TOUCHDOWN RECEPTIONS                            | 2 tds/2 tds, Cole Kmet: (31, 2)/Keenan Allen: (9, 3) @ Chicago, 10/13/24                       |
| * Never Has Happened *   | TWO PLAYERS WITH TWO TD RECEPTIONS                  | Cole Kmet: (31, 2)/Keenan Allen: (9, 3) @ Chicago, 10/13/24                                    |
| 162 yards, Evan Engram @ Tennessee, 12/11/22   | 150 YARDS RECEIVING                                 | 151 yards, Nico Collins @ Houston, 09/29/24  |
| 10 , Evan Engram @ Chicago, 10/13/24   | 10 OR MORE RECEPTIONS                               | 12 , Nico Collins @ Houston, 09/29/24  |
| 102 yards, Evan Engram @ Chicago, 10/13/24   | 100-149 YARDS RECEIVING                             | 134 yards, Alec Pierce vs. Indianapolis, 10/06/24  |
| 162 yards, Evan Engram @ Tennessee, 12/11/22   | 150-199 YARDS RECEIVING                             | 151 yards, Nico Collins @ Houston, 09/29/24  |
| 236 yards, Justin Blackmon @ Houston, 11/18/12   | 200-299 YARDS RECEIVING                             | 261 yards, Josh Gordon @ Cleveland, 12/01/13   |
| * Never Has Happened *   | 300+ YARDS RECEIVING                                | * Never Has Happened *   |
| <b>COMBINED YARDS</b>  |   |  |
| 101 yards/371 yards, Tank Bigsby/Trevor Lawrence vs. Indianapolis, 10/06/24                            | 100-YARD RUSHER AND 300-YARD PASSER                 | 120 yards/305 yards, Dalvin Cook/Kirk Cousins @ Minnesota, 12/06/20                            |
| 122 yards/371 yards, Brian Thomas Jr./Trevor Lawrence vs. Indianapolis, 10/06/24                       | 100-YARD RECEIVER AND 300-YARD PASSER               | 134 yards/359 yards, Alec Pierce/Joe Flacco vs. Indianapolis, 10/06/24                         |
| 101 yards/122 yards, Tank Bigsby/Brian Thomas Jr. vs. Indianapolis, 10/06/24                           | 100-YARD RUSHER AND 100-YARD RECEIVER               | 121 yards/129 yards, Sony Michel/Cooper Kupp @ L.A. Rams, 12/05/21                             |
| 101 yards/371 yards/122 yards, Tank Bigsby/Trevor Lawrence Brian Thomas Jr. vs. Indianapolis, 10/06/24 | 100-YARD RUSHER, 300-YARD PASSER, 100-YARD RECEIVER | 120 yards/305 yards/121 yards, Dalvin Cook/Kirk Cousins Justin Jefferson @ Minnesota, 12/06/20 |
| 133 yards/120/101 yards, Maurice Jones-Drew/Mike Sims-Walker/Torry Holt vs. St. Louis, 10/18/09        | 100-YARD RUSHER/TWO 100-YARD RECEIVERS              | * Never Has Happened *   |
| 130/109 yards/388 yards, Dede Westbrook/Donte Moncrief/Blake Bortles vs. N.Y. Jets, 09/30/18           | TWO 100-YARD RECEIVERS/300-YARD PASSER              | 130/109 yards/338 yards, Tyreek Hill/Jaylen Waddle/Tua Tagovailoa @ Miami, 09/08/24            |
| <b>DEFENSE</b>   |   |  |
| 24 yards, Foyesade Oluokun @ New Orleans, 10/19/23   | INTERCEPTED PASS RETURNED FOR A TOUCHDOWN           | 29 yards, Byron Murphy Jr. vs. Arizona, 09/26/21   |
| 37 yards, Josh Hines-Allen vs. Tennessee, 01/07/23   | FUMBLE RETURNED FOR A TOUCHDOWN                     | 26 yards, DeForest Buckner @ Indianapolis, 09/10/23  |
| Leon Jacobs @ Tennessee, 12/06/18  | SAFETY SCORED                                       | Alex Wright vs. Cleveland, 09/15/24  |
| vs. Carolina, 12/31/23   | SHUTOUT   | @ Tennessee, 12/12/21  |
| * Never Has Happened *   | FIVE+ SACK GAME                                     | * Never Has Happened *   |
| * Never Has Happened *   | SIX+ SACK GAME                                      | * Never Has Happened *   |
| * Never Has Happened *   | FIVE SACK GAME                                      | * Never Has Happened *   |
| 4.0 sk, Calais Campbell @ Houston, 09/10/17  | FOUR SACK GAME                                      | 4.0 sk, Ryan Kerrigan @ Washington, 09/14/14   |
| 3.0 sk, Travon Walker vs. Indianapolis, 10/06/24   | THREE SACK GAME                                     | 3.0 sk, Denico Autry vs. Indianapolis, 12/02/18  |
| 2.0 sk, Travon Walker @ Miami, 09/08/24  | TWO SACK GAME                                       | 2.0 sk/2.0 sk, A.J. Epenesa/Leonard Floyd @ Buffalo, 10/08/23                                  |
| * Never Has Happened *   | TWO INTERCEPTIONS BY TEAMMATES                      | Terrell Edmunds: (4, 7)/Minkah Fitzpatrick: (37, 0) vs. Pittsburgh, 11/22/20                   |
| 2 fr, Telvin Smith Sr. @ Indianapolis, 11/23/14  | TWO OPPONENT FUMBLE RECOVERIES                      | 2 fr, Haason Reddick @ Philadelphia, 10/02/22  |
| 72t yards, Rashean Mathis vs. Pittsburgh, 10/05/08   | 70+ YARD INTERCEPTION RETURN                        | 84 yards, Kemal Ishmael vs. Atlanta, 12/20/15  |
| 2 ints, Rayshawn Jenkins vs. Dallas, 12/18/22  | TWO INTERCEPTIONS                                   | 2 ints, Martin Emerson Jr. @ Cleveland, 12/10/23   |
| * Never Has Happened *   | THREE INTERCEPTIONS                                 | 3 ints, Samari Rolle @ Tennessee, 12/26/99   |
| * Never Has Happened *   | FOUR INTERCEPTIONS                                  | * Never Has Happened *   |
| 19 yards vs. Tennessee, 01/07/23   | LESS THAN 25 RUSHING YARDS                          | 14 yards @ Detroit, 11/20/16   |
| 37 yards @ Tampa Bay, 12/24/23   | LESS THAN 50 RUSHING YARDS                          | 44 yards vs. Indianapolis, 10/15/23  |



# THE LAST TIME

|                                     |                                 |                                  |
|-------------------------------------|---------------------------------|----------------------------------|
| 99 yards vs. Indianapolis, 10/06/24 | LESS THAN 100 RUSHING YARDS     | 68 yards @ Chicago, 10/13/24     |
| 20 yards vs. Washington, 12/16/18   | LESS THAN 50 NET PASSING YARDS  | 45 yards vs. N.Y. Jets, 10/08/06 |
| 89 yards @ Houston, 12/30/18        | LESS THAN 100 NET PASSING YARDS | 67 yards vs. Carolina, 12/31/23  |
| 147 yards @ Buffalo, 09/23/24       | LESS THAN 150 NET PASSING YARDS | 67 yards vs. Carolina, 12/31/23  |
| 124 yards vs. Carolina, 12/31/23    | LESS THAN 150 YARDS NET OFFENSE | 119 yards @ Houston, 12/30/18    |
| 124 yards vs. Carolina, 12/31/23    | LESS THAN 200 YARDS NET OFFENSE | 192 yards @ Tennessee, 12/12/21  |
| 297 yards vs. Cleveland, 09/15/24   | LESS THAN 300 YARDS NET OFFENSE | 278 yards @ Chicago, 10/13/24    |
| 4 to @ Tampa Bay, 12/24/23          | FORCED FOUR TURNOVERS           | 4 to vs. Indianapolis, 10/15/23  |
| 5 to @ Philadelphia, 10/02/22       | FORCED FIVE+ TURNOVERS          | 5 to @ Cleveland, 11/19/17       |
| 2 to @ Chicago, 10/13/24            | AT LEAST ONE TURNOVER           | 1 to @ Chicago, 10/13/24         |
| 3 to @ Cleveland, 12/10/23          | FORCED THREE+ TURNOVERS         | 4 to @ Tampa Bay, 12/24/23       |

## SPECIAL TEAMS

|  |   |  |
|--|---|--|
| 102 yards, Jamal Agnew vs. Denver, 09/19/21                    | KICKOFF RETURNED FOR A TOUCHDOWN            | 85 yards, Andrew Beck vs. Houston, 09/24/23                        |
| 91 yards, Keelan Cole Sr. @ Green Bay, 11/15/20                | PUNT RETURNED FOR A TOUCHDOWN               | 55 yards, Andre Roberts @ Detroit, 11/20/16                        |
| * Never Has Happened *   | BLOCKED FIELD GOAL RETURNED FOR A TOUCHDOWN | Calais Campbell vs. Arizona, 09/20/09                              |
| Daniel Thomas @ L.A. Chargers, 10/25/20                        | BLOCKED PUNT RETURNED FOR A TOUCHDOWN       | Zaire Franklin @ Indianapolis, 11/14/21                            |
| 52 yards, Cam Little @ Houston, 09/29/24                       | MADE FIELD GOAL OF 50 YARDS OR LONGER       | 53 yards, Dustin Hopkins vs. Cleveland, 09/15/24                   |
| 51 yards, Brandon McManus vs. Houston, 09/24/23                | BLOCKED FIELD GOAL                          | 43 yards, Cairo Santos @ Chicago, 10/13/24                         |
| Logan Cooke @ Indianapolis, 11/14/21                           | BLOCKED PUNT                                | Ty Long @ L.A. Chargers, 10/25/20                                  |
| Matthew Wright @ Indianapolis, 11/14/21                        | MISSED POINT AFTER TOUCHDOWN ATTEMPT        | Harrison Butker @ Kansas City, 11/13/22                            |
| Tyler Bass [Roy Robertson-Harris blocked] @ Buffalo, 09/23/24  | POINT AFTER TOUCHDOWN ATTEMPT BLOCKED       | Riley Patterson [Nick McCloud blocked] vs. N.Y. Giants, 10/23/22   |
| Riley Patterson @ Kansas City, 11/13/22                        | SUCCESSFUL ONSIDE KICK                      | Quintin Demps vs. Houston, 11/27/11                                |
| 5 fg, Josh Scobee: (49, 49, 34, 40, 46) @ Buffalo, 10/10/10    | FIVE FIELD GOALS                            | 6 fg, Jeff Reed: (25, 29, 30, 46, 33, 50) vs. Pittsburgh, 12/01/02 |
| * Never Has Happened *   | SIX FIELD GOALS                             | 6 fg, Jeff Reed: (25, 29, 30, 46, 33, 50) vs. Pittsburgh, 12/01/02 |
| 52 yards, Cam Little @ Houston, 09/29/24                       | 50-59 YARD FIELD GOAL                       | 53 yards, Dustin Hopkins vs. Cleveland, 09/15/24                   |
| 4 fg, Brandon McManus: (35, 26, 24, 34) vs. Carolina, 12/31/23 | FOUR FIELD GOALS                            | 4 fg, Michael Badgley: (45, 47, 38, 44) @ Detroit, 12/04/22        |
| * Never Has Happened *   | 60+ YARD FIELD GOAL                         | * Never Has Happened *   |
| 3 fg, Cam Little: (23, 30, 49) vs. Indianapolis, 10/06/24      | THREE FIELD GOALS                           | 3 fg, Dustin Hopkins: (53, 38, 44) vs. Cleveland, 09/15/24         |
| 53 yards, Devin Duvernay vs. Indianapolis, 10/06/24            | 50-69 YARD PUNT RETURN                      | 55t yards, Andre Roberts @ Detroit, 11/20/16                       |
| 74t yards, Dede Westbrook vs. Washington, 12/16/18             | 70-89 YARD PUNT RETURN                      | 81t yards, Darius Reynaud @ Tennessee, 12/30/12                    |
| 67 yds, Logan Cooke @ Miami, 09/08/24                          | 60-69 YARD PUNT                             | 64 yds, Tory Taylor @ Chicago, 10/13/24                            |
| 91t yards, Keelan Cole Sr. @ Green Bay, 11/15/20               | 90+ YARD PUNT RETURN                        | * Never Has Happened *   |
| 70 yds, Logan Cooke vs. Baltimore, 11/27/22                    | 70+ YARD PUNT                               | 72 yds, Corey Bojorquez @ Cleveland, 12/10/23                      |
| 53 yards, Jamal Agnew vs. Indianapolis, 10/15/23               | 50-69 YARD KICKOFF RETURN                   | 65 yards, Brandon Powell @ L.A. Rams, 12/05/21                     |
| 11 punts, Bryan Anger vs. Kansas City, 09/08/13                | PUNTED 10+ TIMES                            | 11 punts, Shane Lechler vs. Houston, 12/17/17                      |
| * Never Has Happened *   | 70-89 YARD KICKOFF RETURN                   | 85t yards, Andrew Beck vs. Houston, 09/24/23                       |
| 102t yards, Jamal Agnew vs. Denver, 09/19/21                   | 90+ YARD KICKOFF RETURN                     | 102t yards, Braxton Berrios @ N.Y. Jets, 12/26/21                  |

## TEAM/MISCELLANEOUS

|                                      |   |                                      |
|--------------------------------------|---|--------------------------------------|
| 503 yards vs. Dallas, 12/18/22       | 500 TOTAL YARDS OF OFFENSE                | 505 yards @ Cincinnati, 10/04/20     |
| 497 yards vs. Indianapolis, 10/06/24 | 400 TOTAL YARDS OF OFFENSE                | 447 yards vs. Indianapolis, 10/06/24 |
| vs. Indianapolis, 12/13/15           | TOUCHDOWN ON OFFENSE, DEFENSE AND SPECIAL | @ Detroit, 11/20/16                  |

## TEAMS

|                                     |                             |                                    |
|-------------------------------------|-----------------------------|------------------------------------|
| Trevor Lawrence @ Houston, 11/26/23 | MADE TWO-POINT CONVERSION   | Derek Carr @ New Orleans, 10/19/23 |
| Trevor Lawrence @ Chicago, 10/13/24 | FAILED TWO-POINT CONVERSION | Josh Allen @ Buffalo, 10/08/23     |
| vs. Indianapolis, 12/13/15          | 50 POINTS                   | @ New England, 01/02/22            |
| vs. Dallas, 12/18/22                | 40 POINTS                   | @ Buffalo, 09/23/24                |
| vs. Dallas, 12/18/22                | OVERTIME WIN                | vs. Cincinnati, 12/04/23           |





# THE LAST TIME

|  |  |  |
|--|--|--|
| vs. Cincinnati, 12/04/23                     | OVERTIME LOSS                          | vs. Dallas, 12/18/22                       |
| * Never Has Happened *                       | OVERTIME TIE                           | * Never Has Happened *                     |
| vs. Philadelphia, 10/12/97                   | 20 FIRST-QUARTER POINTS                | @ Cincinnati, 11/23/97                     |
| vs. Indianapolis, 10/15/23                   | 20 SECOND-QUARTER POINTS               | @ Buffalo, 09/23/24                        |
| vs. Seattle, 12/10/17                        | 20 THIRD-QUARTER POINTS                | vs. Chicago, 12/27/20                      |
| vs. Indianapolis, 12/13/15                   | 20 FOURTH-QUARTER POINTS               | vs. Indianapolis, 10/06/24                 |
| vs. Carolina, 12/31/23                       | SHUTOUT AT HOME                        | vs. Houston, 12/26/04                      |
| @ Indianapolis, 10/22/17                     | SHUTOUT ON THE ROAD                    | @ Tennessee, 12/12/21                      |
| vs. Dallas, 12/18/22                         | OVERTIME WIN AT HOME                   | vs. Cincinnati, 12/04/23                   |
| @ Pittsburgh, 10/16/05                       | OVERTIME WIN ON THE ROAD               | @ Minnesota, 12/06/20                      |
| 13 pen vs. N.Y. Giants, 10/23/22             | 10 PENALTIES                           | 12 pen @ Houston, 09/29/24                 |
| 3 td @ Buffalo, 10/08/23                     | THREE TOTAL TOUCHDOWNS                 | 3 td @ Houston, 09/29/24                   |
| 0 to @ Houston, 09/29/24                     | NO TURNOVERS                           | 0 to @ Buffalo, 09/23/24                   |
| 4 td vs. Indianapolis, 10/06/24              | FOUR TOTAL TOUCHDOWNS                  | 4 td vs. Indianapolis, 10/06/24            |
| 40:14 TOP vs. Cincinnati, 11/05/17           | OVER 40:00 TIME OF POSSESSION (NON-OT) | 43:17 TOP vs. Houston, 09/16/12            |
| @ New Orleans, 10/19/23                      | NO SACKS/NO INTERCEPTIONS ALLOWED      | @ Buffalo, 09/23/24                        |
| (7, 10, 7, 7 Points) @ New Orleans, 10/19/23 | SCORE TOUCHDOWN IN EACH QUARTER        | (7, 7, 7, 10 Points) @ Cleveland, 12/10/23 |
| 31 (first half) vs. Houston, 12/17/17        | 30 ONE-HALF POINTS                     | 34 (first half) @ Buffalo, 09/23/24        |
| vs. Carolina, 12/31/23                       | WON GAME BY 20+ POINTS                 | @ Buffalo, 09/23/24                        |



# ALPHABETICAL ROSTER

| NO. | NAME                | POS | HT   | WT  | DOB        | EXP | COLLEGE              | HOMETOWN             | HOW ACQ         |
|-----|---------------------|-----|------|-----|------------|-----|----------------------|----------------------|-----------------|
| 56  | Abdullah, Yasir     | LB  | 6-1  | 240 | 4/12/2000  | 2   | Louisville           | Miramar, Fla.        | D5-'23          |
| 91  | Armstead, Arik      | DE  | 6-7  | 290 | 11/15/1993 | 10  | Oregon               | Elk Grove, CA        | UFA (S.F.) -'24 |
| 4   | Biggsby, Tank       | RB  | 5-11 | 215 | 8/30/2002  | 2   | Auburn               | LaGrange, Ga.        | D3-'23          |
| 30  | Brown, Montaric     | CB  | 6-0  | 190 | 8/24/1999  | 3   | Arkansas             | Ashdown, Ark.        | D7-'22          |
| 5   | Cisco, Andre        | S   | 6-0  | 210 | 3/23/2000  | 4   | Syracuse             | Queens, N.Y.         | D3-'21          |
| 76  | Cleveland, Ezra     | OL  | 6-6  | 312 | 5/8/1998   | 5   | Boise State          | Spanaway, Wash.      | T (MIN)-'23     |
| 59  | Cole, Myles         | DE  | 6-6  | 278 | 4/29/2000  | R   | Texas Tech           | Shreveport, La.      | D7-'24          |
| 9   | Cooke, Logan        | P   | 6-5  | 230 | 7/28/1995  | 7   | Mississippi State    | Darbus, Miss.        | D7b-'18         |
| 25  | Darby, Ronald       | CB  | 5-11 | 193 | 1/2/1994   | 10  | Florida State        | Oxon Hill, MD        | UFA (BAL) - '24 |
| 0   | Davis, Gabe         | WR  | 6-2  | 225 | 3/1/1999   | 5   | Central Florida      | Sanford, FL          | UFA (BUF) - '24 |
| 81  | Deguara, Josiah     | TE  | 6-2  | 238 | 2/14/1997  | 5   | Cincinnati           | Folsom, Calif.       | UFA (GB) -'24   |
| 17  | Engram, Evan        | TE  | 6-3  | 240 | 9/2/1994   | 8   | Mississippi          | Powder Springs, Ga.  | UFA (NYG)-'22   |
| 1   | Etienne Jr., Travis | RB  | 5-10 | 215 | 1/26/1999  | 4   | Clemson              | Jennings, La.        | D1-'21          |
| 89  | Farrell, Luke       | TE  | 6-5  | 250 | 10/14/1997 | 4   | Ohio State           | Perry, Ohio          | D5-'21          |
| 37  | Flowers, Tre        | CB  | 6-3  | 200 | 6/2/1995   | 7   | Oklahoma State       | Converse, Texas      | FA-'24          |
| 79  | Fortner, Luke       | OL  | 6-4  | 307 | 5/15/1998  | 3   | Kentucky             | Sylvania, Ohio       | D3-'22          |
| 62  | Foster, Javon       | OL  | 6-5  | 313 | 3/31/2000  | R   | Missouri             | Detroit, Mich.       | D4-'24          |
| 52  | Hamilton, DaVon     | DT  | 6-4  | 335 | 2/1/1997   | 5   | Ohio State           | Pickerington, Ohio   | D3-'20          |
| 77  | Harrison, Anton     | OL  | 6-4  | 315 | 2/2/2002   | 2   | Oklahoma             | Washington, D.C.     | D1-'23          |
| 41  | Hines-Allen, Josh   | DE  | 6-5  | 255 | 7/13/1997  | 6   | Kentucky             | Montclair, N.J.      | D1-'19          |
| 75  | Hodges, Cooper      | OL  | 6-4  | 305 | 7/13/2000  | 2   | Appalachian State    | Glen St. Mary, Fla.  | D7-'23          |
| 98  | Jefferson, Jordan   | DT  | 6-2  | 316 | 9/24/2001  | R   | LSU                  | Navarre, Fla.        | D4-'24          |
| 26  | Johnson, Antonio    | S   | 6-2  | 198 | 10/29/2001 | 2   | Texas A&M            | East St. Louis, Ill. | D5-'23          |
| 57  | Johnson, Caleb      | LB  | 6-2  | 220 | 7/28/1998  | 4   | Houston Baptist      | Point Loma, Calif.   | W (CHI)-'22     |
| 2   | Johnson, D'Ernest   | RB  | 5-10 | 208 | 2/27/1996  | 6   | South Florida        | Immokalee, Fla.      | UFA (CLE) - '23 |
| 22  | Jones, Jarrrian     | CB  | 5-11 | 190 | 5/8/2001   | R   | Florida State        | Magee, Miss.         | D3-'24          |
| 10  | Jones, Mac          | QB  | 6-3  | 220 | 9/5/1998   | 4   | Alabama              | Jacksonville, Fla.   | T (N.E.)-'24    |
| 15  | Jones, Tim          | WR  | 6-1  | 200 | 5/15/1998  | 4   | Southern Mississippi | Biloxi, Miss.        | FA-'21          |
| 13  | Kirk, Christian     | WR  | 5-11 | 200 | 11/16/1996 | 7   | Texas A&M            | Scottsdale, Ariz.    | UFA (ARZ)-'22   |
| 93  | Lacy, Tyler         | DT  | 6-4  | 279 | 11/10/1999 | 2   | Oklahoma State       | Sachse, Texas        | D4-'23          |
| 16  | Lawrence, Trevor    | QB  | 6-6  | 220 | 10/6/1999  | 4   | Clemson              | Cartersville, Ga.    | D1-'21          |
| 99  | Ledbetter, Jeremiah | DT  | 6-3  | 299 | 5/29/1994  | 8   | Arkansas             | Gainesville, Ga.     | FA-'21          |
| 39  | Little, Cam         | K   | 6-1  | 172 | 8/17/2003  | R   | Arkansas             | Moore, Okla.         | D6-'24          |
| 72  | Little, Walker      | OL  | 6-7  | 325 | 4/1/1999   | 4   | Stanford             | Houston, Texas       | D2-'21          |
| 33  | Lloyd, Devin        | LB  | 6-3  | 235 | 9/30/1998  | 3   | Utah                 | Chula Vista, Calif.  | D1-'22          |
| 46  | Maticcik, Ross      | LS  | 6-0  | 240 | 9/13/1996  | 5   | Baylor               | McKinney, Texas      | FA-'20          |
| 51  | Miller, Ventrell    | LB  | 6-0  | 232 | 1/15/1999  | 2   | Florida              | Lakeland, Fla.       | D4-'23          |
| 65  | Morse, Mitch        | OL  | 6-6  | 305 | 4/21/1992  | 10  | Missouri             | Austin, TX           | FA-'24          |
| 48  | Muma, Chad          | LB  | 6-3  | 239 | 8/18/1999  | 3   | Wyoming              | Lone Tree, Colo.     | D3-'22          |
| 90  | Otomewo, Ezezi      | DT  | 6-5  | 282 | 3/9/1999   | 3   | Minnesota            | Indianapolis, Ind.   | FA-'23          |
| 24  | Prince, De'Antre    | CB  | 6-0  | 183 | 10/12/2000 | R   | Mississippi          | Charleston, Miss.    | D5-'24          |
| 74  | Robinson, Cam       | OL  | 6-6  | 335 | 10/9/1995  | 8   | Alabama              | West Monroe, La.     | D2-'17          |
| 6   | Savage, Darnell     | S   | 5-11 | 198 | 7/30/1997  | 6   | Maryland             | Bear, Del.           | UFA (GB) -'24   |
| 68  | Scherff, Brandon    | OL  | 6-5  | 315 | 12/26/1991 | 10  | Iowa                 | Denison, Iowa        | UFA (WAS)-'22   |
| 94  | Smith, Maason       | DT  | 6-5  | 306 | 10/13/2002 | R   | LSU                  | Houma, La.           | D2-'24          |
| 85  | Strange, Brenton    | TE  | 6-4  | 253 | 12/27/2000 | 2   | Penn State           | Parkersburg, W. Va.  | D2-'23          |
| 7   | Thomas Jr., Brian   | WR  | 6-2  | 209 | 10/8/2002  | R   | LSU                  | Walker, La.          | D1-'24          |
| 20  | Thomas, Daniel      | S   | 5-10 | 215 | 7/1/1998   | 5   | Auburn               | Montgomery, Ala.     | D5a-'20         |
| 70  | Van Lanen, Cole     | OL  | 6-5  | 312 | 4/23/1998  | 4   | Wisconsin            | Green Bay, Wis.      | T (G.B.)-'22    |
| 44  | Walker, Travon      | DE  | 6-5  | 272 | 12/18/2000 | 3   | Georgia              | Thomaston, Ga.       | D1-'22          |
| 11  | Washington, Parker  | WR  | 5-10 | 204 | 3/21/2002  | 2   | Penn State           | Sugar Land, Texas    | D6-'23          |

## Practice Squad (17)

|    |                       |    |      |     |            |   |                      |                    |          |
|----|-----------------------|----|------|-----|------------|---|----------------------|--------------------|----------|
| 49 | Bowman, Shawn         | TE | 6-4  | 249 | 5/16/2000  | R | Rutgers              | Bear, Del.         | UDFA-'24 |
| 21 | Braswell, Christian   | CB | 5-11 | 185 | 9/27/1999  | 2 | Rutgers              | Washington, D.C.   | D6-'23   |
| 19 | Cephus, Joshua        | WR | 6-2  | 193 | 3/5/2001   | R | Texas at San Antonio | Spring, Texas      | UDFA-'24 |
| 54 | Coleman, D.J.         | DE | 6-5  | 263 | 9/22/1998  | 2 | Missouri             | Atlanta, Ga.       | FA-'24   |
| 14 | Cooks, Elijah         | WR | 6-4  | 215 | 10/13/1998 | 2 | San Jose State       | Atascadero, Calif. | FA-'23   |
| 36 | Funk, Jake            | RB | 5-10 | 205 | 1/11/1998  | 4 | Maryland             | Gaithersburg, Md.  | FA-'24   |
| 97 | Gaziano, Joe          | DE | 6-4  | 280 | 9/27/1996  | 5 | Northwestern         | Scituate, Mass.    | FA-'24   |
| 40 | Hall, Tyler           | CB | 5-10 | 190 | 10/31/1998 | 5 | Wyoming              | Gardena, Calif.    | FA-'24   |
| 73 | Hance, Blake          | OL | 6-5  | 310 | 1/11/1996  | 6 | Northwestern         | Jacksonville, Ill. | FA-'23   |
| 35 | Jackson, Matthew      | S  | 6-1  | 209 | 11/9/1998  | R | Eastern Kentucky     | Nashville, Tenn.   | FA-'24   |
| 64 | Jones, Steven         | OL | 6-5  | 342 | 9/6/2000   | R | Oregon               | Temecula, Calif.   | UDFA-'24 |
| 34 | McPhearson, Zechariah | CB | 5-11 | 191 | 3/21/1998  | 3 | Texas Tech           | Upper Marlboro, MD | FA-'24   |
| 55 | Muse, Tanner          | LB | 6-2  | 227 | 9/6/1996   | 4 | Clemson              | Belmont, N.C.      | FA-'24   |
| 53 | Pittman, Anthony      | LB | 6-3  | 242 | 11/24/1996 | 5 | Wayne State          | Birmingham, Mich.  | FA-'24   |
| 84 | Rees-Zammit, Louis    | WR | 6-2  | 209 | 2/2/2001   | R |                      | Penarth, Wales     | FA-'24   |
| 18 | Rhys Plumlee, John    | QB | 6-0  | 200 | 1/2/2001   | R | Central Florida      | Hattiesburg, MS    | FA-'24   |
| 86 | Trammell, Austin      | WR | 5-10 | 185 | 7/4/1998   | 4 | Rice                 | Spring, Texas      | FA-'24   |

## Injured Reserve (5)

|    |                   |    |      |     |            |   |                               |                    |                 |
|----|-------------------|----|------|-----|------------|---|-------------------------------|--------------------|-----------------|
| 47 | Dixon, De'Shaan   | DE | 6-4  | 247 | 12/16/1998 | 3 | Norfolk State                 | Chesapeake, Va.    | FA-'23          |
| 12 | Duvernay, Devin   | WR | 5-11 | 202 | 9/12/1997  | 5 | Texas                         | Sachse, Texas      | UFA (BAL) - '24 |
| 88 | Murtagh, Patrick  | TE | 6-6  | 250 | 2/11/2000  | R | International Pathway Program | Gold Coast, QLD.   | FA-'24          |
| 23 | Oluokun, Foyesade | LB | 6-2  | 230 | 8/2/1995   | 7 | Yale                          | St. Louis, Mo.     | UFA (ATL)-'22   |
| 86 | White Jr., David  | WR | 6-2  | 201 | 7/18/2000  | R | Western Carolina              | Jacksonville, Fla. | UDFA-'24        |

## Injured Reserve - Designated For Return (3)

|    |                  |    |     |     |           |   |         |                  |        |
|----|------------------|----|-----|-----|-----------|---|---------|------------------|--------|
| 3  | Campbell, Tyson  | CB | 6-1 | 195 | 3/17/2000 | 4 | Georgia | Miramar, Fla.    | D2-'21 |
| 31 | Robinson, Keilan | RB | 5-8 | 191 | 2/16/2000 | R | Texas   | Washington, D.C. | D5-'24 |
| 42 | Wingard, Andrew  | S  | 6-0 | 200 | 12/5/1996 | 6 | Wyoming | Arvada, Colo.    | FA-'19 |

## Reserve/League Susp. (1)

|    |                     |   |      |     |          |    |         |               |        |
|----|---------------------|---|------|-----|----------|----|---------|---------------|--------|
| 29 | Gipson Sr., Tashaun | S | 5-11 | 212 | 8/7/1990 | 13 | Wyoming | Dallas, Texas | FA-'24 |
|----|---------------------|---|------|-----|----------|----|---------|---------------|--------|



# NUMERICAL ROSTER

| NO.  | NAME                  | POS | HT   | WT  | DOB      | AGE | EXP | COLLEGE                       | HOMETOWN             | HOW ACQ         |
|--|-----------------------|-----|------|-----|----------|-----|-----|-------------------------------|----------------------|-----------------|
| 0  | Davis, Gabe           | WR  | 6-2  | 225 | 3/1/99   | 25  | 5   | Central Florida               | Sanford, FL          | UFA (BUF) - '24 |
| 1  | Etienne Jr., Travis   | RB  | 5-10 | 215 | 1/26/99  | 25  | 4   | Clemson                       | Jennings, La.        | D1-'21          |
| 2  | Johnson, D'Ernest     | RB  | 5-10 | 208 | 2/27/96  | 28  | 6   | South Florida                 | Immokalee, Fla.      | UFA (CLE) - '23 |
| 4  | Bigsby, Tank          | RB  | 5-11 | 215 | 8/30/02  | 22  | 2   | Auburn                        | LaGrange, Ga.        | D3-'23          |
| 5  | Cisco, Andre          | S   | 6-0  | 210 | 3/23/00  | 24  | 4   | Syracuse                      | Queens, N.Y.         | D3-'21          |
| 6  | Savage, Darnell       | S   | 5-11 | 198 | 7/30/97  | 27  | 6   | Maryland                      | Bear, Del.           | UFA (GB) -'24   |
| 7  | Thomas Jr., Brian     | WR  | 6-2  | 209 | 10/8/02  | 22  | R   | LSU                           | Walker, La.          | D1-'24          |
| 9  | Cooke, Logan          | P   | 6-5  | 230 | 7/28/95  | 29  | 7   | Mississippi State             | Darburn, Miss.       | D7b-'18         |
| 10   | Jones, Mac            | QB  | 6-3  | 220 | 9/5/98   | 26  | 4   | Alabama                       | Jacksonville, Fla.   | T (N.E.)-'24    |
| 11   | Washington, Parker    | WR  | 5-10 | 204 | 3/21/02  | 22  | 2   | Penn State                    | Sugar Land, Texas    | D6-'23          |
| 13   | Kirk, Christian       | WR  | 5-11 | 200 | 11/16/96 | 27  | 7   | Texas A&M                     | Scottsdale, Ariz.    | UFA (ARZ)-'22   |
| 15   | Jones, Tim            | WR  | 6-1  | 200 | 5/15/98  | 26  | 4   | Southern Mississippi          | Biloxi, Miss.        | FA-'21          |
| 16   | Lawrence, Trevor      | QB  | 6-6  | 220 | 10/6/99  | 25  | 4   | Clemson                       | Cartersville, Ga.    | D1-'21          |
| 17   | Engram, Evan          | TE  | 6-3  | 240 | 9/2/94   | 30  | 8   | Mississippi                   | Powder Springs, Ga.  | UFA (NYG)-'22   |
| 20   | Thomas, Daniel        | S   | 5-10 | 215 | 7/1/98   | 26  | 5   | Auburn                        | Montgomery, Ala.     | D5a-'20         |
| 22   | Jones, Jarrrian       | CB  | 5-11 | 190 | 5/8/01   | 23  | R   | Florida State                 | Magee, Miss.         | D3-'24          |
| 24   | Prince, De'Antre      | CB  | 6-0  | 183 | 10/12/00 | 24  | R   | Mississippi                   | Charleston, Miss.    | D5-'24          |
| 25   | Darby, Ronald         | CB  | 5-11 | 193 | 1/2/94   | 30  | 10  | Florida State                 | Oxon Hill, MD        | UFA (BAL) - '24 |
| 26   | Johnson, Antonio      | S   | 6-2  | 198 | 10/29/01 | 22  | 2   | Texas A&M                     | East St. Louis, Ill. | D5-'23          |
| 30   | Brown, Montaric       | CB  | 6-0  | 190 | 8/24/99  | 25  | 3   | Arkansas                      | Ashdown, Ark.        | D7-'22          |
| 33   | Lloyd, Devin          | LB  | 6-3  | 235 | 9/30/98  | 26  | 3   | Utah                          | Chula Vista, Calif.  | D1-'22          |
| 37   | Flowers, Tre          | CB  | 6-3  | 200 | 6/2/95   | 29  | 7   | Oklahoma State                | Converse, Texas      | FA-'24          |
| 39   | Little, Cam           | K   | 6-1  | 172 | 8/17/03  | 21  | R   | Arkansas                      | Moore, Okla.         | D6-'24          |
| 41   | Hines-Allen, Josh     | DE  | 6-5  | 255 | 7/13/97  | 27  | 6   | Kentucky                      | Montclair, N.J.      | D1-'19          |
| 44   | Walker, Travon        | DE  | 6-5  | 272 | 12/18/00 | 23  | 3   | Georgia                       | Thomaston, Ga.       | D1-'22          |
| 46   | Maticcik, Ross        | LS  | 6-0  | 240 | 9/13/96  | 28  | 5   | Baylor                        | McKinney, Texas      | FA-'20          |
| 48   | Muma, Chad            | LB  | 6-3  | 239 | 8/18/99  | 25  | 3   | Wyoming                       | Lone Tree, Colo.     | D3-'22          |
| 51   | Miller, Ventrell      | LB  | 6-0  | 232 | 1/15/99  | 25  | 2   | Florida                       | Lakeland, Fla.       | D4-'23          |
| 52   | Hamilton, DaVon       | DT  | 6-4  | 335 | 2/1/97   | 27  | 5   | Ohio State                    | Pickerington, Ohio   | D3-'20          |
| 56   | Abdullah, Yasir       | LB  | 6-1  | 240 | 4/12/00  | 24  | 2   | Louisville                    | Miramar, Fla.        | D5-'23          |
| 57   | Johnson, Caleb        | LB  | 6-2  | 220 | 7/28/98  | 26  | 4   | Houston Baptist               | Point Loma, Calif.   | W (CHI)-'22     |
| 59   | Cole, Myles           | DE  | 6-6  | 278 | 4/29/00  | 24  | R   | Texas Tech                    | Shreveport, La.      | D7-'24          |
| 62   | Foster, Javon         | OL  | 6-5  | 313 | 3/31/00  | 24  | R   | Missouri                      | Detroit, Mich.       | D4-'24          |
| 65   | Morse, Mitch          | OL  | 6-6  | 305 | 4/21/92  | 32  | 10  | Missouri                      | Austin, TX           | FA-'24          |
| 68   | Scherff, Brandon      | OL  | 6-5  | 315 | 12/26/91 | 32  | 10  | Iowa                          | Denison, Iowa        | UFA (WAS)-'22   |
| 70   | Van Lanen, Cole       | OL  | 6-5  | 312 | 4/23/98  | 26  | 4   | Wisconsin                     | Green Bay, Wis.      | T (G.B.)-'22    |
| 72   | Little, Walker        | OL  | 6-7  | 325 | 4/1/99   | 25  | 4   | Stanford                      | Houston, Texas       | D2-'21          |
| 74   | Robinson, Cam         | OL  | 6-6  | 335 | 10/9/95  | 29  | 8   | Alabama                       | West Monroe, La.     | D2-'17          |
| 75   | Hodges, Cooper        | OL  | 6-4  | 305 | 7/13/00  | 24  | 2   | Appalachian State             | Glen St. Mary, Fla.  | D7-'23          |
| 76   | Cleveland, Ezra       | OL  | 6-6  | 312 | 5/8/98   | 26  | 5   | Boise State                   | Spanaway, Wash.      | T (MIN)-'23     |
| 77   | Harrison, Anton       | OL  | 6-4  | 315 | 2/2/02   | 22  | 2   | Oklahoma                      | Washington, D.C.     | D1-'23          |
| 79   | Fortner, Luke         | OL  | 6-4  | 307 | 5/15/98  | 26  | 3   | Kentucky                      | Sylvania, Ohio       | D3-'22          |
| 81   | Deguara, Josiah       | TE  | 6-2  | 238 | 2/14/97  | 27  | 5   | Cincinnati                    | Folsom, Calif.       | UFA (GB) -'24   |
| 85   | Strange, Brenton      | TE  | 6-4  | 253 | 12/27/00 | 23  | 2   | Penn State                    | Parkersburg, W. Va.  | D2-'23          |
| 89   | Farrell, Luke         | TE  | 6-5  | 250 | 10/14/97 | 27  | 4   | Ohio State                    | Perry, Ohio          | D5-'21          |
| 90   | Otomewo, Ezezi        | DT  | 6-5  | 282 | 3/9/99   | 25  | 3   | Minnesota                     | Indianapolis, Ind.   | FA-'23          |
| 91   | Armstead, Arik        | DE  | 6-7  | 290 | 11/15/93 | 30  | 10  | Oregon                        | Elk Grove, CA        | UFA (S.F.) -'24 |
| 93   | Lacy, Tyler           | DT  | 6-4  | 279 | 11/10/99 | 24  | 2   | Oklahoma State                | Sachse, Texas        | D4-'23          |
| 94   | Smith, Maason         | DT  | 6-5  | 306 | 10/13/02 | 22  | R   | LSU                           | Houma, La.           | D2-'24          |
| 98   | Jefferson, Jordan     | DT  | 6-2  | 316 | 9/24/01  | 23  | R   | LSU                           | Navarre, Fla.        | D4-'24          |
| 99   | Ledbetter, Jeremiah   | DT  | 6-3  | 299 | 5/29/94  | 30  | 8   | Arkansas                      | Gainesville, Ga.     | FA-'21          |
| <b>Practice Squad (17)</b>                         |                       |     |      |     |          |     |     |                               |                      |                 |
| 14   | Cooks, Elijah         | WR  | 6-4  | 215 | 10/13/98 | 26  | 2   | San Jose State                | Atascadero, Calif.   | FA-'23          |
| 18   | Rhys Plumlee, John    | QB  | 6-0  | 200 | 1/2/01   | 23  | R   | Central Florida               | Hattiesburg, MS      | FA-'24          |
| 19   | Cephus, Joshua        | WR  | 6-2  | 193 | 3/5/01   | 23  | R   | Texas at San Antonio          | Spring, Texas        | UDFA-'24        |
| 21   | Braswell, Christian   | CB  | 5-11 | 185 | 9/27/99  | 25  | 2   | Rutgers                       | Washington, D.C.     | D6-'23          |
| 34   | McPhearson, Zechariah | CB  | 5-11 | 191 | 3/21/98  | 26  | 3   | Texas Tech                    | Upper Marlboro, MD   | FA-'24          |
| 35   | Jackson, Matthew      | S   | 6-1  | 209 | 11/9/98  | 25  | R   | Eastern Kentucky              | Nashville, Tenn.     | FA-'24          |
| 36   | Funk, Jake            | RB  | 5-10 | 205 | 1/11/98  | 26  | 4   | Maryland                      | Gaithersburg, Md.    | FA-'24          |
| 40   | Hall, Tyler           | CB  | 5-10 | 190 | 10/31/98 | 25  | 5   | Wyoming                       | Gardena, Calif.      | FA-'24          |
| 49   | Bowman, Shawn         | TE  | 6-4  | 249 | 5/16/00  | 24  | R   | Rutgers                       | Bear, Del.           | UDFA-'24        |
| 53   | Pittman, Anthony      | LB  | 6-3  | 242 | 11/24/96 | 27  | 5   | Wayne State                   | Birmingham, Mich.    | FA-'24          |
| 54   | Coleman, D.J.         | DE  | 6-5  | 263 | 9/22/98  | 26  | 2   | Missouri                      | Atlanta, Ga.         | FA-'24          |
| 55   | Muse, Tanner          | LB  | 6-2  | 227 | 9/6/96   | 28  | 4   | Clemson                       | Belmont, N.C.        | FA-'24          |
| 64   | Jones, Steven         | OL  | 6-5  | 342 | 9/6/00   | 24  | R   | Oregon                        | Temecula, Calif.     | UDFA-'24        |
| 73   | Hance, Blake          | OL  | 6-5  | 310 | 1/11/96  | 28  | 6   | Northwestern                  | Jacksonville, Ill.   | FA-'23          |
| 84   | Rees-Zammit, Louis    | WR  | 6-2  | 209 | 2/2/01   | 23  | R   |                               | Penarth, Wales       | FA-'24          |
| 86   | Trammell, Austin      | WR  | 5-10 | 185 | 7/4/98   | 26  | 4   | Rice                          | Spring, Texas        | FA-'24          |
| 97   | Gaziano, Joe          | DE  | 6-4  | 280 | 9/27/96  | 28  | 5   | Northwestern                  | Scituate, Mass.      | FA-'24          |
| <b>Injured Reserve (5)</b>                         |                       |     |      |     |          |     |     |                               |                      |                 |
| 12   | Duvernay, Devin       | WR  | 5-11 | 202 | 9/12/97  | 27  | 5   | Texas                         | Sachse, Texas        | UFA (BAL) - '24 |
| 23   | Oluokun, Foyesade     | LB  | 6-2  | 230 | 8/2/95   | 29  | 7   | Yale                          | St. Louis, Mo.       | UFA (ATL)-'22   |
| 47   | Dixon, De'Shaan       | DE  | 6-4  | 247 | 12/16/98 | 25  | 3   | Norfolk State                 | Chesapeake, Va.      | FA-'23          |
| 86   | White Jr., David      | WR  | 6-2  | 201 | 7/18/00  | 24  | R   | Western Carolina              | Jacksonville, Fla.   | UDFA-'24        |
| 88   | Murtagh, Patrick      | TE  | 6-6  | 250 | 2/11/00  | 24  | R   | International Pathway Program | Gold Coast, QLD.     | FA-'24          |
| <b>Injured Reserve - Designated For Return (3)</b> |                       |     |      |     |          |     |     |                               |                      |                 |
| 3  | Campbell, Tyson       | CB  | 6-1  | 195 | 3/17/00  | 24  | 4   | Georgia                       | Miramar, Fla.        | D2-'21          |
| 31   | Robinson, Keilan      | RB  | 5-8  | 191 | 2/16/00  | 24  | R   | Texas                         | Washington, D.C.     | D5-'24          |
| 42   | Wingard, Andrew       | S   | 6-0  | 200 | 12/5/96  | 27  | 6   | Wyoming                       | Arvada, Colo.        | FA-'19          |
| <b>Reserve/League Susp. (1)</b>                    |                       |     |      |     |          |     |     |                               |                      |                 |
| 29   | Gipson Sr., Tashaun   | S   | 5-11 | 212 | 8/7/90   | 34  | 13  | Wyoming                       | Dallas, Texas        | FA-'24          |



# DEPTH CHART

(As of October 15, 2024)

## OFFENSE

|           |                           |                      |                        |
|-----------|---------------------------|----------------------|------------------------|
| <b>WR</b> | 0 Gabe Davis              |                      |                        |
| <b>LT</b> | 74 Cam Robinson           | 72 Walker Little     | 62 <u>Javon Foster</u> |
| <b>LG</b> | 76 Ezra Cleveland         |                      |                        |
| <b>C</b>  | 65 Mitch Morse            | 79 Luke Fortner      |                        |
| <b>RG</b> | 68 Brandon Scherff        | 75 Cooper Hodges     |                        |
| <b>RT</b> | 77 Anton Harrison         | 70 Cole Van Lanen    |                        |
| <b>TE</b> | 17 Evan Engram            | 81 Josiah Deguara    |                        |
| <b>TE</b> | 89 Luke Farrell           | 85 Brenton Strange   |                        |
| <b>QB</b> | 16 Trevor Lawrence        | 10 Mac Jones         |                        |
| <b>RB</b> | 1 Travis Etienne Jr.      | 4 Tank Bigsby        | 2 D'Ernest Johnson     |
| <b>WR</b> | 13 Christian Kirk         | 11 Parker Washington | 12 Devin Duvernay      |
| <b>WR</b> | 7 <u>Brian Thomas Jr.</u> | 15 Tim Jones         |                        |

## DEFENSE

|             |                     |                           |                        |                            |
|-------------|---------------------|---------------------------|------------------------|----------------------------|
| <b>NT</b>   | 52 DaVon Hamilton   | 99 Jeremiah Ledbetter     | -or- 93 Tyler Lacy     | 98 <u>Jordan Jefferson</u> |
| <b>DT</b>   | 91 Arik Armstead    | 90 Ezezi Otomewo          | 94 <u>Maason Smith</u> |                            |
| <b>DE</b>   | 41 Josh Hines-Allen |                           |                        |                            |
| <b>DE</b>   | 44 Travon Walker    | 59 <u>Myles Cole</u>      |                        |                            |
| <b>MIKE</b> | 51 Ventrell Miller  |                           |                        |                            |
| <b>WILL</b> | 48 Chad Muma        | -or- 33 Devin Lloyd       | 57 Caleb Johnson       |                            |
| <b>SAM</b>  | 48 Chad Muma        | -or- 56 Yasir Abdullah    |                        |                            |
| <b>CB</b>   | 25 Ronald Darby     | 22 <u>Jarrian Jones</u>   |                        |                            |
| <b>CB</b>   | 30 Montaric Brown   | 24 <u>De'Antre Prince</u> | 37 Tre Flowers         |                            |
| <b>S</b>    | 5 Andre Cisco       | 26 Antonio Johnson        | 20 Daniel Thomas       |                            |
| <b>S</b>    | 6 Darnell Savage    |                           |                        |                            |

## SPECIALISTS

|           |                      |                      |
|-----------|----------------------|----------------------|
| <b>K</b>  | 39 <u>Cam Little</u> |                      |
| <b>H</b>  | 9 Logan Cooke        |                      |
| <b>LS</b> | 46 Ross Maticcik     |                      |
| <b>P</b>  | 9 Logan Cooke        |                      |
| <b>PR</b> | 12 Devin Duvernay    | 11 Parker Washington |
| <b>KR</b> | 12 Devin Duvernay    | 4 Tank Bigsby        |

## PRONUNCIATION GUIDE

|                    |             |                 |                           |
|--------------------|-------------|-----------------|---------------------------|
| Yasir Abdullah     | YA-seer     | Jarrian Jones   | JAR-ee-in                 |
| Josiah Deguara     | duh-gwa-ruh | Ross Maticcik   | MATTA-sick                |
| Devin Duvernay     | DOO-ver-nay | Chad Muma       | MOO-ma                    |
| Travis Etienne Jr. | ETN         | Ezezi Otomewo   | eh-SAY-zee oh-TOE-may-woh |
| Luke Farrell       | FAIR-ull    | Brandon Scherff | SCHER-eff                 |
| Javon Foster       | juh-von     | Travon Walker   | TRAY-von                  |
| DaVon Hamilton     | DUH-von     |                 |                           |



# POSITIONAL ROSTER

| NO.                        | NAME                | POS. | HT.  | WT. | AGE | EXP. | COLLEGE              | HOMETOWN             | HOW ACQ.        |
|----------------------------|---------------------|------|------|-----|-----|------|----------------------|----------------------|-----------------|
| <b>QUARTERBACKS (2)</b>    |                     |      |      |     |     |      |                      |                      |                 |
| 10                         | Jones, Mac          | QB   | 6-3  | 220 | 26  | 4    | Alabama              | Jacksonville, Fla.   | T (N.E.)-'24    |
| 16                         | Lawrence, Trevor    | QB   | 6-6  | 220 | 25  | 4    | Clemson              | Cartersville, Ga.    | D1-'21          |
| <b>RUNNING BACKS (3)</b>   |                     |      |      |     |     |      |                      |                      |                 |
| 1                          | Etienne Jr., Travis | RB   | 5-10 | 215 | 25  | 4    | Clemson              | Jennings, La.        | D1-'21          |
| 2                          | Johnson, D'Ernest   | RB   | 5-10 | 208 | 28  | 6    | South Florida        | Immokalee, Fla.      | UFA (CLE) - '23 |
| 4                          | Bigsby, Tank        | RB   | 5-11 | 215 | 22  | 2    | Auburn               | LaGrange, Ga.        | D3-'23          |
| <b>WIDE RECEIVERS (5)</b>  |                     |      |      |     |     |      |                      |                      |                 |
| 0                          | Davis, Gabe         | WR   | 6-2  | 225 | 25  | 5    | Central Florida      | Sanford, FL          | UFA (BUF) - '24 |
| 7                          | Thomas Jr., Brian   | WR   | 6-2  | 209 | 22  | R    | LSU                  | Walker, La.          | D1-'24          |
| 11                         | Washington, Parker  | WR   | 5-10 | 204 | 22  | 2    | Penn State           | Sugar Land, Texas    | D6-'23          |
| 13                         | Kirk, Christian     | WR   | 5-11 | 200 | 27  | 7    | Texas A&M            | Scottsdale, Ariz.    | UFA (ARZ)-'22   |
| 15                         | Jones, Tim          | WR   | 6-1  | 200 | 26  | 4    | Southern Mississippi | Biloxi, Miss.        | FA-'21          |
| <b>TIGHT ENDS (4)</b>      |                     |      |      |     |     |      |                      |                      |                 |
| 17                         | Engram, Evan        | TE   | 6-3  | 240 | 30  | 8    | Mississippi          | Powder Springs, Ga.  | UFA (NYG)-'22   |
| 81                         | Deguara, Josiah     | TE   | 6-2  | 238 | 27  | 5    | Cincinnati           | Folsom, Calif.       | UFA (GB) -'24   |
| 85                         | Strange, Brenton    | TE   | 6-4  | 253 | 23  | 2    | Penn State           | Parkersburg, W. Va.  | D2-'23          |
| 89                         | Farrell, Luke       | TE   | 6-5  | 250 | 27  | 4    | Ohio State           | Perry, Ohio          | D5-'21          |
| <b>OFFENSIVE LINE (10)</b> |                     |      |      |     |     |      |                      |                      |                 |
| 62                         | Foster, Javon       | OL   | 6-5  | 313 | 24  | R    | Missouri             | Detroit, Mich.       | D4-'24          |
| 65                         | Morse, Mitch        | OL   | 6-6  | 305 | 32  | 10   | Missouri             | Austin, TX           | FA-24           |
| 68                         | Scherff, Brandon    | OL   | 6-5  | 315 | 32  | 10   | Iowa                 | Denison, Iowa        | UFA (WAS)-'22   |
| 70                         | Van Lanen, Cole     | OL   | 6-5  | 312 | 26  | 4    | Wisconsin            | Green Bay, Wis.      | T (G.B.)-'22    |
| 72                         | Little, Walker      | OL   | 6-7  | 325 | 25  | 4    | Stanford             | Houston, Texas       | D2-'21          |
| 74                         | Robinson, Cam       | OL   | 6-6  | 335 | 29  | 8    | Alabama              | West Monroe, La.     | D2-'17          |
| 75                         | Hodges, Cooper      | OL   | 6-4  | 305 | 24  | 2    | Appalachian State    | Glen St. Mary, Fla.  | D7-'23          |
| 76                         | Cleveland, Ezra     | OL   | 6-6  | 312 | 26  | 5    | Boise State          | Spanaway, Wash.      | T (MIN)-'23     |
| 77                         | Harrison, Anton     | OL   | 6-4  | 315 | 22  | 2    | Oklahoma             | Washington, D.C.     | D1-'23          |
| 79                         | Fortner, Luke       | OL   | 6-4  | 307 | 26  | 3    | Kentucky             | Sylvania, Ohio       | D3-'22          |
| <b>LINEBACKERS (5)</b>     |                     |      |      |     |     |      |                      |                      |                 |
| 33                         | Lloyd, Devin        | LB   | 6-3  | 235 | 26  | 3    | Utah                 | Chula Vista, Calif.  | D1-'22          |
| 48                         | Muma, Chad          | LB   | 6-3  | 239 | 25  | 3    | Wyoming              | Lone Tree, Colo.     | D3-'22          |
| 51                         | Miller, Ventrell    | LB   | 6-0  | 232 | 25  | 2    | Florida              | Lakeland, Fla.       | D4-'23          |
| 56                         | Abdullah, Yasir     | LB   | 6-1  | 240 | 24  | 2    | Louisville           | Miramar, Fla.        | D5-'23          |
| 57                         | Johnson, Caleb      | LB   | 6-2  | 220 | 26  | 4    | Houston Baptist      | Point Loma, Calif.   | W (CHI)-'22     |
| <b>DEFENSIVE BACKS (9)</b> |                     |      |      |     |     |      |                      |                      |                 |
| 5                          | Cisco, Andre        | S    | 6-0  | 210 | 24  | 4    | Syracuse             | Queens, N.Y.         | D3-'21          |
| 6                          | Savage, Darnell     | S    | 5-11 | 198 | 27  | 6    | Maryland             | Bear, Del.           | UFA (GB) -'24   |
| 20                         | Thomas, Daniel      | S    | 5-10 | 215 | 26  | 5    | Auburn               | Montgomery, Ala.     | D5a-'20         |
| 22                         | Jones, Jarrian      | CB   | 5-11 | 190 | 23  | R    | Florida State        | Magee, Miss.         | D3-'24          |
| 24                         | Prince, De'Antre    | CB   | 6-0  | 183 | 24  | R    | Mississippi          | Charleston, Miss.    | D5-'24          |
| 25                         | Darby, Ronald       | CB   | 5-11 | 193 | 30  | 10   | Florida State        | Oxon Hill, MD        | UFA (BAL) - '24 |
| 26                         | Johnson, Antonio    | S    | 6-2  | 198 | 22  | 2    | Texas A&M            | East St. Louis, Ill. | D5-'23          |
| 30                         | Brown, Montaric     | CB   | 6-0  | 190 | 25  | 3    | Arkansas             | Ashdown, Ark.        | D7-'22          |
| 37                         | Flowers, Tre        | CB   | 6-3  | 200 | 29  | 7    | Oklahoma State       | Converse, Texas      | FA-'24          |
| <b>DEFENSIVE LINE (10)</b> |                     |      |      |     |     |      |                      |                      |                 |
| 41                         | Hines-Allen, Josh   | DE   | 6-5  | 255 | 27  | 6    | Kentucky             | Montclair, N.J.      | D1-'19          |
| 44                         | Walker, Travon      | DE   | 6-5  | 272 | 23  | 3    | Georgia              | Thomaston, Ga.       | D1-'22          |
| 52                         | Hamilton, DaVon     | DT   | 6-4  | 335 | 27  | 5    | Ohio State           | Pickerington, Ohio   | D3-'20          |
| 59                         | Cole, Myles         | DE   | 6-6  | 278 | 24  | R    | Texas Tech           | Shreveport, La.      | D7-'24          |
| 90                         | Otomewo, Esezi      | DT   | 6-5  | 282 | 25  | 3    | Minnesota            | Indianapolis, Ind.   | FA-'23          |
| 91                         | Armstead, Arik      | DE   | 6-7  | 290 | 30  | 10   | Oregon               | Elk Grove, CA        | UFA (S.F.) -'24 |



# POSITIONAL ROSTER

|    |                     |    |     |     |    |   |                |                  |        |
|----|---------------------|----|-----|-----|----|---|----------------|------------------|--------|
| 93 | Lacy, Tyler         | DT | 6-4 | 279 | 24 | 2 | Oklahoma State | Sachse, Texas    | D4-'23 |
| 94 | Smith, Maason       | DT | 6-5 | 306 | 22 | R | LSU            | Houma, La.       | D2-'24 |
| 98 | Jefferson, Jordan   | DT | 6-2 | 316 | 23 | R | LSU            | Navarre, Fla.    | D4-'24 |
| 99 | Ledbetter, Jeremiah | DT | 6-3 | 299 | 30 | 8 | Arkansas       | Gainesville, Ga. | FA-'21 |

## SPECIALISTS (3)

|    |                |    |     |     |    |   |                   |                 |         |
|----|----------------|----|-----|-----|----|---|-------------------|-----------------|---------|
| 9  | Cooke, Logan   | P  | 6-5 | 230 | 29 | 7 | Mississippi State | Darbun, Miss.   | D7b-'18 |
| 39 | Little, Cam    | K  | 6-1 | 172 | 21 | R | Arkansas          | Moore, Okla.    | D6-'24  |
| 46 | Maticcik, Ross | LS | 6-0 | 240 | 28 | 5 | Baylor            | McKinney, Texas | FA-'20  |



# HOW BUILT

| YEAR | DRAFTEES (32)  | FREE AGENTS (10)  | COLLEGE FREE AGENTS (2)   | TRADES/WAIVERS (4)   | PRACTICE SQUAD (1)        | SUP. DRAFT (0) |
|------|--|---|---------------------------|--|---------------------------|----------------|
| 2017 | OL Cam Robinson (2)  |   |                           |  |                           |                |
| 2018 | P Logan Cooke (7)  |   |                           |  |                           |                |
| 2019 | DE Josh Hines-Allen (1)  |   |                           |  |                           |                |
| 2020 | DT DaVon Hamilton (3)<br>S Daniel Thomas (5)   |   | LS Ross Maticcik (FA-'20) |  |                           |                |
| 2021 | RB Travis Etienne Jr. (1)<br>QB Trevor Lawrence (1)<br>OL Walker Little (2)<br>S Andre Cisco (3)<br>TE Luke Farrell (5)  | DT Jeremiah Ledbetter (FA-'21)  | WR Tim Jones (FA-'21)     |  |                           |                |
| 2022 | DE Travon Walker (1)<br>LB Devin Lloyd (1b)<br>OL Luke Fortner (3)<br>LB Chad Muma (3)<br>CB Montaric Brown (7)  | TE Evan Engram (UFA NYG -'22)<br>WR Christian Kirk (UFA ARZ -'22)<br>OL Brandon Scherff (UFA WAS -'22)  |                           | LB Caleb Johnson (W CHI -'22)<br>OL Cole Van Lanen (T G.B. -'22) |                           |                |
| 2023 | OL Anton Harrison (1)<br>TE Brenton Strange (2)<br>RB Tank Bigsby (3)<br>DT Tyler Lacy (4)<br>LB Ventrell Miller (4)<br>LB Yasir Abdullah (5)<br>S Antonio Johnson (5)<br>WR Parker Washington (6)<br>OL Cooper Hodges (7) |   |                           | OL Ezra Cleveland (T MIN -'23)                                   | DT Ezezi Otomewo (FA-'23) |                |
| 2024 | WR Brian Thomas Jr. (1)<br>DT Maason Smith (2)<br>CB Jarrion Jones (3)<br>OL Javon Foster (4)<br>DT Jordan Jefferson (4)<br>CB De'Antre Prince (5)<br>K Cam Little (6)<br>DE Myles Cole (7)                                | DE Arik Armstead (UFA S.F. -'24)<br>CB Ronald Darby (UFA BAL -'24)<br>TE Josiah Deguara (UFA GB -'24)<br>CB Tre Flowers (FA-'24)<br>OL Mitch Morse (FA-'24)<br>S Darnell Savage (UFA GB -'24) |                           | QB Mac Jones (T N.E. -'24)                                       |                           |                |



# PLAYER PARTICIPATION

| 2024 REGULAR SEASON JACKSONVILLE JAGUARS PLAYER PARTICIPATION |        |       |        |        |       |        |       |       |      |       |       |      |      |       |       |       |     |    |    |     |    |
|---|--------|-------|--------|--------|-------|--------|-------|-------|------|-------|-------|------|------|-------|-------|-------|-----|----|----|-----|----|
| PLAYERS   | AT MIA | CLE   | AT BUF | AT HOU | IND   | AT CHI |       |       |      |       |       |      |      |       |       |       |     | GP | GS | DNP | IN |
|   | 9/8    | 9/15  | 9/23   | 9/29   | 10/6  | 10/13  | 10/20 | 10/27 | 11/3 | 11/10 | 11/17 | 12/1 | 12/8 | 12/15 | 12/22 | 12/29 | 1/5 |    |    |     |    |
| Yasir Abdullah  | P      | LB    | LB     | LB     | N     | P      | -     | -     | -    | -     | -     | -    | -    | -     | -     | -     | -   | 5  | 3  | 0   | 1  |
| Arik Armstead   | P      | P     | P      | P      | P     | P      | -     | -     | -    | -     | -     | -    | -    | -     | -     | -     | -   | 6  | 0  | 0   | 0  |
| Tank Bigsby   | P      | P     | P      | P      | P     | P      | -     | -     | -    | -     | -     | -    | -    | -     | -     | -     | -   | 6  | 0  | 0   | 0  |
| Shawn Bowman  | PS     | PS    | PS     | PS     | PS    | PS     | -     | -     | -    | -     | -     | -    | -    | -     | -     | -     | -   | 0  | 0  | 0   | 0  |
| Christian Braswell  | PS     | P     | P      | P      | PS    | PS     | -     | -     | -    | -     | -     | -    | -    | -     | -     | -     | -   | 3  | 0  | 0   | 0  |
| Montaric Brown  | P      | CB    | CB     | CB     | CB    | CB     | -     | -     | -    | -     | -     | -    | -    | -     | -     | -     | -   | 6  | 5  | 0   | 0  |
| Tyson Campbell  | CB     | IR    | IR     | IR     | IR    | IRD    | -     | -     | -    | -     | -     | -    | -    | -     | -     | -     | -   | 1  | 1  | 0   | 0  |
| Joshua Cephus   | PS     | PS    | PS     | PS     | PS    | PS     | -     | -     | -    | -     | -     | -    | -    | -     | -     | -     | -   | 0  | 0  | 0   | 0  |
| Andre Cisco   | S      | S     | S      | S      | S     | S      | -     | -     | -    | -     | -     | -    | -    | -     | -     | -     | -   | 6  | 6  | 0   | 0  |
| Ezra Cleveland  | LG     | LG    | LG     | LG     | LG    | LG     | -     | -     | -    | -     | -     | -    | -    | -     | -     | -     | -   | 6  | 6  | 0   | 0  |
| D.J. Coleman  | PS     | PS    | PS     | PS     | PS    | PS     | -     | -     | -    | -     | -     | -    | -    | -     | -     | -     | -   | 0  | 0  | 0   | 0  |
| Myles Cole  | P      | P     | N      | N      | N     | N      | -     | -     | -    | -     | -     | -    | -    | -     | -     | -     | -   | 2  | 0  | 0   | 4  |
| Logan Cooke   | P      | P     | P      | P      | P     | P      | -     | -     | -    | -     | -     | -    | -    | -     | -     | -     | -   | 6  | 0  | 0   | 0  |
| Elijah Cooks  | PS     | PS    | PS     | PS     | PS    | PS     | -     | -     | -    | -     | -     | -    | -    | -     | -     | -     | -   | 0  | 0  | 0   | 0  |
| Ronald Darby  | CB     | CB    | CB     | CB     | CB    | CB     | -     | -     | -    | -     | -     | -    | -    | -     | -     | -     | -   | 6  | 6  | 0   | 0  |
| Gabe Davis  | WR     | WR    | WR     | WR     | WR    | WR     | -     | -     | -    | -     | -     | -    | -    | -     | -     | -     | -   | 6  | 6  | 0   | 0  |
| Josiah Deguara  | PS     | PS    | P      | P      | P     | P      | -     | -     | -    | -     | -     | -    | -    | -     | -     | -     | -   | 4  | 0  | 0   | 0  |
| De'Shaan Dixon  | IR     | IR    | IR     | IR     | IR    | IR     | -     | -     | -    | -     | -     | -    | -    | -     | -     | -     | -   | 0  | 0  | 0   | 0  |
| Devin Duvernay  | P      | P     | P      | P      | P     | IR     | -     | -     | -    | -     | -     | -    | -    | -     | -     | -     | -   | 5  | 0  | 0   | 0  |
| Evan Engram   | TE     | X     | N      | N      | N     | TE     | -     | -     | -    | -     | -     | -    | -    | -     | -     | -     | -   | 2  | 2  | 1   | 3  |
| Travis Etienne Jr.  | RB     | RB    | RB     | RB     | RB    | RB     | -     | -     | -    | -     | -     | -    | -    | -     | -     | -     | -   | 6  | 6  | 0   | 0  |
| Luke Farrell  | TE     | P     | P      | P      | P     | P      | -     | -     | -    | -     | -     | -    | -    | -     | -     | -     | -   | 6  | 1  | 0   | 0  |
| Tre Flowers   | PS     | P     | P      | P      | P     | X      | -     | -     | -    | -     | -     | -    | -    | -     | -     | -     | -   | 4  | 0  | 1   | 0  |
| Luke Fortner  | P      | P     | P      | P      | P     | P      | -     | -     | -    | -     | -     | -    | -    | -     | -     | -     | -   | 6  | 0  | 0   | 0  |
| Javon Foster  | N      | N     | N      | N      | N     | N      | -     | -     | -    | -     | -     | -    | -    | -     | -     | -     | -   | 0  | 0  | 0   | 6  |
| Jake Funk   | NOT    | NOT   | NOT    | NOT    | PS    | PS     | -     | -     | -    | -     | -     | -    | -    | -     | -     | -     | -   | 0  | 0  | 0   | 0  |
| Joe Gaziano   | PS     | PS    | PS     | PS     | PS    | PS     | -     | -     | -    | -     | -     | -    | -    | -     | -     | -     | -   | 0  | 0  | 0   | 0  |
| Tashaun Gipson Sr.  | R/SUS  | R/SUS | R/SUS  | R/SUS  | R/SUS | R/SUS  | -     | -     | -    | -     | -     | -    | -    | -     | -     | -     | -   | 0  | 0  | 0   | 0  |
| Tyler Hall  | ^      | ^     | ^      | ^      | PS    | PS     | -     | -     | -    | -     | -     | -    | -    | -     | -     | -     | -   | 0  | 0  | 0   | 0  |
| DaVon Hamilton  | DT     | P     | P      | P      | DT    | DT     | -     | -     | -    | -     | -     | -    | -    | -     | -     | -     | -   | 6  | 3  | 0   | 0  |
| Blake Hance   | PS     | PS    | PS     | PS     | PS    | PS     | -     | -     | -    | -     | -     | -    | -    | -     | -     | -     | -   | 0  | 0  | 0   | 0  |
| Anton Harrison  | RT     | RT    | RT     | RT     | RT    | RT     | -     | -     | -    | -     | -     | -    | -    | -     | -     | -     | -   | 6  | 6  | 0   | 0  |
| Josh Hines-Allen  | DE     | DE    | DE     | DE     | DE    | DE     | -     | -     | -    | -     | -     | -    | -    | -     | -     | -     | -   | 6  | 6  | 0   | 0  |
| Cooper Hodges   | P      | P     | P      | P      | P     | P      | -     | -     | -    | -     | -     | -    | -    | -     | -     | -     | -   | 6  | 0  | 0   | 0  |
| Jalen Jackson   | PS     | PS    | PS     | PS     | NOT   | NOT    | -     | -     | -    | -     | -     | -    | -    | -     | -     | -     | -   | 0  | 0  | 0   | 0  |
| Matthew Jackson   | PS     | PS    | PS     | PS     | P     | PS     | -     | -     | -    | -     | -     | -    | -    | -     | -     | -     | -   | 1  | 0  | 0   | 0  |
| Jordan Jefferson  | N      | N     | N      | N      | N     | P      | -     | -     | -    | -     | -     | -    | -    | -     | -     | -     | -   | 1  | 0  | 0   | 5  |
| Antonio Johnson   | S      | S     | S      | S      | S     | S      | -     | -     | -    | -     | -     | -    | -    | -     | -     | -     | -   | 6  | 6  | 0   | 0  |
| Caleb Johnson   | P      | P     | P      | P      | P     | P      | -     | -     | -    | -     | -     | -    | -    | -     | -     | -     | -   | 6  | 0  | 0   | 0  |
| D'Ernest Johnson  | P      | P     | P      | P      | P     | P      | -     | -     | -    | -     | -     | -    | -    | -     | -     | -     | -   | 6  | 0  | 0   | 0  |
| Jarrian Jones   | P      | P     | P      | P      | P     | P      | -     | -     | -    | -     | -     | -    | -    | -     | -     | -     | -   | 6  | 0  | 0   | 0  |
| Mac Jones   | X      | X     | P      | X      | X     | P      | -     | -     | -    | -     | -     | -    | -    | -     | -     | -     | -   | 2  | 0  | 4   | 0  |
| Steven Jones  | PS     | PS    | PS     | PS     | PS    | PS     | -     | -     | -    | -     | -     | -    | -    | -     | -     | -     | -   | 0  | 0  | 0   | 0  |
| Tim Jones   | P      | P     | P      | P      | P     | P      | -     | -     | -    | -     | -     | -    | -    | -     | -     | -     | -   | 6  | 0  | 0   | 0  |
| Christian Kirk  | WR     | WR    | WR     | WR     | WR    | WR     | -     | -     | -    | -     | -     | -    | -    | -     | -     | -     | -   | 6  | 6  | 0   | 0  |
| Tyler Lacy  | P      | N     | DT     | DT     | P     | N      | -     | -     | -    | -     | -     | -    | -    | -     | -     | -     | -   | 4  | 2  | 0   | 2  |
| Trevor Lawrence   | QB     | QB    | QB     | QB     | QB    | QB     | -     | -     | -    | -     | -     | -    | -    | -     | -     | -     | -   | 6  | 6  | 0   | 0  |
| Jeremiah Ledbetter  | N      | DT    | DT     | DT     | P     | N      | -     | -     | -    | -     | -     | -    | -    | -     | -     | -     | -   | 4  | 3  | 0   | 2  |
| Cam Little  | P      | P     | P      | P      | P     | P      | -     | -     | -    | -     | -     | -    | -    | -     | -     | -     | -   | 6  | 0  | 0   | 0  |
| Walker Little   | P      | P     | P      | P      | P     | P      | -     | -     | -    | -     | -     | -    | -    | -     | -     | -     | -   | 6  | 0  | 0   | 0  |
| Devin Lloyd   | LB     | LB    | LB     | N      | LB    | LB     | -     | -     | -    | -     | -     | -    | -    | -     | -     | -     | -   | 5  | 5  | 0   | 1  |
| Ross Matisck  | P      | P     | P      | P      | P     | P      | -     | -     | -    | -     | -     | -    | -    | -     | -     | -     | -   | 6  | 0  | 0   | 0  |
| Zachariah McPhearson  | ^      | PS    | PS     | PS     | PS    | PS     | -     | -     | -    | -     | -     | -    | -    | -     | -     | -     | -   | 0  | 0  | 0   | 0  |
| Ventrell Miller   | P      | P     | P      | P      | LB    | LB     | -     | -     | -    | -     | -     | -    | -    | -     | -     | -     | -   | 6  | 3  | 0   | 0  |
| Mitch Morse   | C      | C     | C      | C      | C     | C      | -     | -     | -    | -     | -     | -    | -    | -     | -     | -     | -   | 6  | 6  | 0   | 0  |
| Chad Muma   | P      | P     | P      | P      | P     | P      | -     | -     | -    | -     | -     | -    | -    | -     | -     | -     | -   | 6  | 1  | 0   | 0  |
| Patrick Murtagh   | IR     | IR    | IR     | IR     | IR    | IR     | -     | -     | -    | -     | -     | -    | -    | -     | -     | -     | -   | 0  | 0  | 0   | 0  |
| Tanner Muse   | PS     | PS    | PS     | P      | P     | P      | -     | -     | -    | -     | -     | -    | -    | -     | -     | -     | -   | 3  | 0  | 0   | 0  |
| Foyesade Oluokun  | LB     | LB    | LB     | IR     | IR    | IR     | -     | -     | -    | -     | -     | -    | -    | -     | -     | -     | -   | 3  | 3  | 0   | 0  |
| Ezezi Otomewo   | N      | P     | N      | P      | DT    | DT     | -     | -     | -    | -     | -     | -    | -    | -     | -     | -     | -   | 4  | 2  | 0   | 2  |
| Anthony Pittman   | ^      | ^     | ^      | ^      | PS    | PS     | -     | -     | -    | -     | -     | -    | -    | -     | -     | -     | -   | 0  | 0  | 0   | 0  |
| De'Antre Prince   | X      | P     | P      | P      | P     | P      | -     | -     | -    | -     | -     | -    | -    | -     | -     | -     | -   | 5  | 0  | 1   | 0  |
| Louis Rees-Zammit   | PS     | PS    | PS     | PS     | PS    | PS     | -     | -     | -    | -     | -     | -    | -    | -     | -     | -     | -   | 0  | 0  | 0   | 0  |
| John Rhys Plumlee   | PS     | PS    | PS     | PS     | PS    | PS     | -     | -     | -    | -     | -     | -    | -    | -     | -     | -     | -   | 0  | 0  | 0   | 0  |
| Roy Robertson-Harris  | DT     | DT    | P      | P      | P     | P      | -     | -     | -    | -     | -     | -    | -    | -     | -     | -     | -   | 6  | 2  | 0   | 0  |
| Cam Robinson  | LT     | LT    | LT     | LT     | LT    | LT     | -     | -     | -    | -     | -     | -    | -    | -     | -     | -     | -   | 6  | 6  | 0   | 0  |
| Keilan Robinson   | IRD    | IRD   | IRD    | IRD    | IRD   | IRD    | -     | -     | -    | -     | -     | -    | -    | -     | -     | -     | -   | 0  | 0  | 0   | 0  |
| Darnell Savage  | S      | N     | N      | N      | N     | S      | -     | -     | -    | -     | -     | -    | -    | -     | -     | -     | -   | 3  | 3  | 0   | 3  |
| Brandon Scherff   | RG     | RG    | RG     | RG     | RG    | RG     | -     | -     | -    | -     | -     | -    | -    | -     | -     | -     | -   | 6  | 6  | 0   | 0  |
| Maason Smith  | P      | N     | P      | P      | P     | P      | -     | -     | -    | -     | -     | -    | -    | -     | -     | -     | -   | 5  | 0  | 0   | 1  |
| Brenton Strange   | P      | TE    | TE     | TE     | TE    | P      | -     | -     | -    | -     | -     | -    | -    | -     | -     | -     | -   | 6  | 4  | 0   | 0  |
| Brian Thomas Jr.  | P      | WR    | WR     | WR     | WR    | WR     | -     | -     | -    | -     | -     | -    | -    | -     | -     | -     | -   | 6  | 5  | 0   | 0  |
| Daniel Thomas   | N      | P     | P      | P      | N     | P      | -     | -     | -    | -     | -     | -    | -    | -     | -     | -     | -   | 4  | 0  | 0   | 2  |
| Austin Trammell   | PS     | PS    | PS     | PS     | PS    | PS     | -     | -     | -    | -     | -     | -    | -    | -     | -     | -     | -   | 0  | 0  | 0   | 0  |
| Cole Van Lanen  | N      | N     | N      | N      | N     | N      | -     | -     | -    | -     | -     | -    | -    | -     | -     | -     | -   | 0  | 0  | 0   | 6  |
| Travon Walker   | DE     | DE    | DE     | DE     | DE    | DE     | -     | -     | -    | -     | -     | -    | -    | -     | -     | -     | -   | 6  | 6  | 0   | 0  |
| Parker Washington   | P      | P     | P      | P      | P     | P      | -     | -     | -    | -     | -     | -    | -    | -     | -     | -     | -   | 6  | 0  | 0   | 0  |
| David White Jr.   | IR     | IR    | IR     | IR     | IR    | IR     | -     | -     | -    | -     | -     | -    | -    | -     | -     | -     | -   | 0  | 0  | 0   | 0  |
| Andrew Wingard  | IRD    | IRD   | IRD    | IRD    | IRD   | IRD    | -     | -     | -    | -     | -     | -    | -    | -     | -     | -     | -   | 0  | 0  | 0   | 0  |

**LEGEND:**  
 CAPS=Starter, P=Player was a substitution, N=On Inactive List, X=Did Not Play (Non-injury), PS=Practice Squad, NOT=Not on Roster, IR=Injured Reserve, IRD=Injured Reserve - Designated For Return, R/SUS=Reserve/League Susp., ^=With Other Team





# GAME-BY-GAME STARTERS

| 2024 REGULAR SEASON |              |            |                |              |                |             |                 |                |              |                 |                 |                    |                         |
|---------------------|--------------|------------|----------------|--------------|----------------|-------------|-----------------|----------------|--------------|-----------------|-----------------|--------------------|-------------------------|
| OFFENSE             |              |            |                |              |                |             |                 |                |              |                 |                 |                    |                         |
| DATE                | OPPONENT     | WR         | WR             | LT           | LG             | C           | RG              | RT             | TE           | TE              | QB              | RB                 | WR                      |
| 9/8                 | at Miami     | Gabe Davis | Christian Kirk | Cam Robinson | Ezra Cleveland | Mitch Morse | Brandon Scherff | Anton Harrison | Luke Farrell | Evan Engram     | Trevor Lawrence | Travis Etienne Jr. | --                      |
| 9/15                | Cleveland    | Gabe Davis | Christian Kirk | Cam Robinson | Ezra Cleveland | Mitch Morse | Brandon Scherff | Anton Harrison | --           | Brenton Strange | Trevor Lawrence | Travis Etienne Jr. | <u>Brian Thomas Jr.</u> |
| 9/23                | at Buffalo   | Gabe Davis | Christian Kirk | Cam Robinson | Ezra Cleveland | Mitch Morse | Brandon Scherff | Anton Harrison | --           | Brenton Strange | Trevor Lawrence | Travis Etienne Jr. | <u>Brian Thomas Jr.</u> |
| 9/29                | at Houston   | Gabe Davis | Christian Kirk | Cam Robinson | Ezra Cleveland | Mitch Morse | Brandon Scherff | Anton Harrison | --           | Brenton Strange | Trevor Lawrence | Travis Etienne Jr. | <u>Brian Thomas Jr.</u> |
| 10/6                | Indianapolis | Gabe Davis | Christian Kirk | Cam Robinson | Ezra Cleveland | Mitch Morse | Brandon Scherff | Anton Harrison | --           | Brenton Strange | Trevor Lawrence | Travis Etienne Jr. | <u>Brian Thomas Jr.</u> |
| 10/13               | at Chicago   | Gabe Davis | Christian Kirk | Cam Robinson | Ezra Cleveland | Mitch Morse | Brandon Scherff | Anton Harrison | --           | Evan Engram     | Trevor Lawrence | Travis Etienne Jr. | <u>Brian Thomas Jr.</u> |
| 10/20               |              | --         | --             | --           | --             | --          | --              | --             | --           | --              | --              | --                 | --                      |
| 10/27               |              | --         | --             | --           | --             | --          | --              | --             | --           | --              | --              | --                 | --                      |
| 11/3                |              | --         | --             | --           | --             | --          | --              | --             | --           | --              | --              | --                 | --                      |
| 11/10               |              | --         | --             | --           | --             | --          | --              | --             | --           | --              | --              | --                 | --                      |
| 11/17               |              | --         | --             | --           | --             | --          | --              | --             | --           | --              | --              | --                 | --                      |
| 12/1                |              | --         | --             | --           | --             | --          | --              | --             | --           | --              | --              | --                 | --                      |
| 12/8                |              | --         | --             | --           | --             | --          | --              | --             | --           | --              | --              | --                 | --                      |
| 12/15               |              | --         | --             | --           | --             | --          | --              | --             | --           | --              | --              | --                 | --                      |
| 12/22               |              | --         | --             | --           | --             | --          | --              | --             | --           | --              | --              | --                 | --                      |
| 12/29               |              | --         | --             | --           | --             | --          | --              | --             | --           | --              | --              | --                 | --                      |
| 1/5                 |              | --         | --             | --           | --             | --          | --              | --             | --           | --              | --              | --                 | --                      |

| 2024 REGULAR SEASON |              |                    |                      |                  |               |                  |             |              |                |                 |             |                |                |
|---------------------|--------------|--------------------|----------------------|------------------|---------------|------------------|-------------|--------------|----------------|-----------------|-------------|----------------|----------------|
| DEFENSE             |              |                    |                      |                  |               |                  |             |              |                |                 |             |                |                |
| DATE                | OPPONENT     | DT                 | DT                   | DE               | DE            | LB               | LB          | CB           | CB             | S               | S           | S              | LB             |
| 9/8                 | at Miami     | DaVon Hamilton     | Roy Robertson-Harris | Josh Hines-Allen | Travon Walker | Foyesade Oluokun | Devin Lloyd | Ronald Darby | Tyson Campbell | Antonio Johnson | Andre Cisco | Darnell Savage | --             |
| 9/15                | Cleveland    | Jeremiah Ledbetter | Roy Robertson-Harris | Josh Hines-Allen | Travon Walker | Foyesade Oluokun | Devin Lloyd | Ronald Darby | Montaric Brown | Antonio Johnson | Andre Cisco | --             | Yasir Abdullah |
| 9/23                | at Buffalo   | Jeremiah Ledbetter | Tyler Lacy           | Josh Hines-Allen | Travon Walker | Foyesade Oluokun | Devin Lloyd | Ronald Darby | Montaric Brown | Antonio Johnson | Andre Cisco | --             | Yasir Abdullah |
| 9/29                | at Houston   | Jeremiah Ledbetter | Tyler Lacy           | Josh Hines-Allen | Travon Walker | Ventrell Miller  | Chad Muma   | Ronald Darby | Montaric Brown | Antonio Johnson | Andre Cisco | --             | Yasir Abdullah |
| 10/6                | Indianapolis | DaVon Hamilton     | Esezi Otomewo        | Josh Hines-Allen | Travon Walker | Ventrell Miller  | Devin Lloyd | Ronald Darby | Montaric Brown | Antonio Johnson | Andre Cisco | Darnell Savage | --             |
| 10/13               | at Chicago   | DaVon Hamilton     | Esezi Otomewo        | Josh Hines-Allen | Travon Walker | Ventrell Miller  | Devin Lloyd | Ronald Darby | Montaric Brown | Antonio Johnson | Andre Cisco | Darnell Savage | --             |
| 10/20               |              | --                 | --                   | --               | --            | --               | --          | --           | --             | --              | --          | --             | --             |
| 10/27               |              | --                 | --                   | --               | --            | --               | --          | --           | --             | --              | --          | --             | --             |
| 11/3                |              | --                 | --                   | --               | --            | --               | --          | --           | --             | --              | --          | --             | --             |
| 11/10               |              | --                 | --                   | --               | --            | --               | --          | --           | --             | --              | --          | --             | --             |
| 11/17               |              | --                 | --                   | --               | --            | --               | --          | --           | --             | --              | --          | --             | --             |
| 12/1                |              | --                 | --                   | --               | --            | --               | --          | --           | --             | --              | --          | --             | --             |
| 12/8                |              | --                 | --                   | --               | --            | --               | --          | --           | --             | --              | --          | --             | --             |
| 12/15               |              | --                 | --                   | --               | --            | --               | --          | --           | --             | --              | --          | --             | --             |
| 12/22               |              | --                 | --                   | --               | --            | --               | --          | --           | --             | --              | --          | --             | --             |
| 12/29               |              | --                 | --                   | --               | --            | --               | --          | --           | --             | --              | --          | --             | --             |
| 1/5                 |              | --                 | --                   | --               | --            | --               | --          | --           | --             | --              | --          | --             | --             |

Rookies underlined.



# 2024 WEEK-BY-WEEK LEADERS

| DATE                                   | OPPONENT    | SCORING                         |          | RUSHING YARDS    |          | RECEPTIONS                               |          | RECEIVING YARDS      |          | TACKLES                             |          | SOLO TACKLES                          |          | SACKS  |          | INTERCEPTIONS   |           | FORCED FUMBLES  |                | RECOVERED FUMBLES     |             | PASSING YARDS      |                             | CARRIES               |          |        |     |
|--|-------------|---------------------------------|----------|------------------|----------|--|----------|----------------------|----------|-------------------------------------|----------|---------------------------------------|----------|--|----------|-----------------|-----------|---|----------------|-----------------------|-------------|--------------------|-----------------------------|-----------------------|----------|--------|-----|
|  |             | PLAYER                          | NO.      | PLAYER           | NO.      | PLAYER                                   | NO.      | PLAYER               | NO.      | PLAYER                              | NO.      | PLAYER                                | NO.      | PLAYER   | NO.      | PLAYER          | NO.       | PLAYER  | NO.            | PLAYER                | NO.         | PLAYER             | NO.                         | PLAYER                | NO.      | PLAYER | NO. |
| 09/08                                  | at Dolphins | T. Etienne Jr.<br>B. Thomas Jr. | 6        | T. Bigsby        | 73       | B. Thomas Jr.                            | 4        | G. Davis             | 62       | F. Oluokun                          | 11       | F. Oluokun                            | 9        | T. Walker                                      | 2.0      | --              | --        | --  | --             | --                    | T. Lawrence | 162                | T. Etienne Jr.<br>T. Bigsby | 12                    |          |        |     |
| 09/15                                  | Browns      | C. Little                       | 7        | T. Etienne Jr.   | 52       | T. Etienne Jr.<br>G. Davis<br>B. Strange | 3        | B. Thomas Jr.        | 94       | M. Brown                            | 11       | M. Brown                              | 11       | F. Oluokun<br>J. Hines-Allen                   | 1.0      | --              | D. Lloyd  | 1   | --             | --                    | T. Lawrence | 220                | T. Etienne Jr.              | 13                    |          |        |     |
| 09/23                                  | at Bills    | B. Strange                      | 6        | T. Etienne Jr.   | 68       | C. Kirk                                  | 8        | C. Kirk              | 79       | M. Brown<br>C. Muma                 | 7        | A. Johnson                            | 5        | --   | --       | --              | --        | --  | --             | --                    | T. Lawrence | 178                | T. Etienne Jr.              | 11                    |          |        |     |
| 09/29                                  | at Texans   | C. Little                       | 8        | T. Bigsby        | 90       | C. Kirk                                  | 7        | B. Thomas Jr.        | 86       | V. Miller                           | 10       | V. Miller                             | 7        | R. Robertson-Harris<br>J. Ledbetter            | 1.0      | --              | --        | --  | --             | --                    | T. Lawrence | 169                | T. Etienne Jr.              | 11                    |          |        |     |
| 10/06                                  | Colts       | C. Little                       | 13       | T. Bigsby        | 101      | T. Etienne Jr.                           | 6        | B. Thomas Jr.        | 122      | A. Johnson                          | 11       | A. Johnson                            | 8        | T. Walker                                      | 3.0      | --              | T. Walker | 1   | J. Hines-Allen | 1                     | T. Lawrence | 371                | T. Bigsby                   | 13                    |          |        |     |
| 10/13                                  | at Bears    | G. Davis                        | 12       | D. Johnson       | 28       | E. Engram                                | 10       | E. Engram            | 102      | V. Miller                           | 10       | V. Miller                             | 8        | R. Robertson-Harris<br>M. Smith                | 1.0      | A. Cisco        | 1         | V. Miller   | 1              | --                    | --          | T. Lawrence        | 234                         | T. Bigsby             | 7        |        |     |
| 10/20                                  | Patriots    | --                              | --       | --               | --       | --                                       | --       | --                   | --       | --                                  | --       | --                                    | --       | --   | --       | --              | --        | --  | --             | --                    | --          | --                 | --                          | --                    | --       | --     |     |
| 10/27                                  | Packers     | --                              | --       | --               | --       | --                                       | --       | --                   | --       | --                                  | --       | --                                    | --       | --   | --       | --              | --        | --  | --             | --                    | --          | --                 | --                          | --                    | --       | --     |     |
| 11/03                                  | at Eagles   | --                              | --       | --               | --       | --                                       | --       | --                   | --       | --                                  | --       | --                                    | --       | --   | --       | --              | --        | --  | --             | --                    | --          | --                 | --                          | --                    | --       | --     |     |
| 11/10                                  | Vikings     | --                              | --       | --               | --       | --                                       | --       | --                   | --       | --                                  | --       | --                                    | --       | --   | --       | --              | --        | --  | --             | --                    | --          | --                 | --                          | --                    | --       | --     |     |
| 11/17                                  | at Lions    | --                              | --       | --               | --       | --                                       | --       | --                   | --       | --                                  | --       | --                                    | --       | --   | --       | --              | --        | --  | --             | --                    | --          | --                 | --                          | --                    | --       | --     |     |
| 12/01                                  | Texans      | --                              | --       | --               | --       | --                                       | --       | --                   | --       | --                                  | --       | --                                    | --       | --   | --       | --              | --        | --  | --             | --                    | --          | --                 | --                          | --                    | --       | --     |     |
| 12/08                                  | at Titans   | --                              | --       | --               | --       | --                                       | --       | --                   | --       | --                                  | --       | --                                    | --       | --   | --       | --              | --        | --  | --             | --                    | --          | --                 | --                          | --                    | --       | --     |     |
| 12/15                                  | Jets        | --                              | --       | --               | --       | --                                       | --       | --                   | --       | --                                  | --       | --                                    | --       | --   | --       | --              | --        | --  | --             | --                    | --          | --                 | --                          | --                    | --       | --     |     |
| 12/22                                  | at Raiders  | --                              | --       | --               | --       | --                                       | --       | --                   | --       | --                                  | --       | --                                    | --       | --   | --       | --              | --        | --  | --             | --                    | --          | --                 | --                          | --                    | --       | --     |     |
| 12/29                                  | Titans      | --                              | --       | --               | --       | --                                       | --       | --                   | --       | --                                  | --       | --                                    | --       | --   | --       | --              | --        | --  | --             | --                    | --          | --                 | --                          | --                    | --       | --     |     |
| 01/05                                  | at Colts    | --                              | --       | --               | --       | --                                       | --       | --                   | --       | --                                  | --       | --                                    | --       | --   | --       | --              | --        | --  | --             | --                    | --          | --                 | --                          | --                    | --       | --     |     |
| <b>MOST TIMES LED (INCLUDING TIES)</b> |             | <b>C. LITTLE</b>                | <b>3</b> | <b>T. BIGSBY</b> | <b>3</b> | <b>C. KIRK</b><br><b>T. ETIENNE JR.</b>  | <b>2</b> | <b>B. THOMAS JR.</b> | <b>3</b> | <b>M. BROWN</b><br><b>V. MILLER</b> | <b>2</b> | <b>A. JOHNSON</b><br><b>V. MILLER</b> | <b>2</b> | <b>T. WALKER</b><br><b>R. ROBERTSON-HARRIS</b> | <b>2</b> | <b>A. CISCO</b> | <b>1</b>  | <b>D. LLOYD</b><br><b>T. WALKER</b><br><b>V. MILLER</b> | <b>1</b>       | <b>J. HINES-ALLEN</b> | <b>1</b>    | <b>T. LAWRENCE</b> | <b>6</b>                    | <b>T. ETIENNE JR.</b> | <b>4</b> |        |     |



# 2024 DEFENSIVE STATS

| POS.                  | PLAYER              | TKL.       | AST.       | TOTAL      | TFL       | SACKS/YDS.        | PR        | FR       | FF       | INT./YDS.   | PD        |
|-----------------------|---------------------|------------|------------|------------|-----------|-------------------|-----------|----------|----------|-------------|-----------|
| CB                    | M. Brown            | 31         | 13         | 44         | 3         | 0.0/0.0           | 0         | 0        | 0        | 0/0         | 3         |
| S                     | A. Johnson          | 29         | 11         | 40         | 1         | 0.0/0.0           | 0         | 0        | 0        | 0/0         | 1         |
| LB                    | D. Lloyd            | 19         | 17         | 36         | 2         | 0.0/0.0           | 1         | 0        | 1        | 0/0         | 2         |
| LB                    | V. Miller           | 23         | 10         | 33         | 2         | 0.0/0.0           | 0         | 0        | 1        | 0/0         | 1         |
| CB                    | R. Darby            | 26         | 6          | 32         | 3         | 0.0/0.0           | 0         | 0        | 0        | 0/0         | 4         |
| S                     | A. Cisco            | 18         | 12         | 30         | 0         | 0.0/0.0           | 0         | 0        | 0        | 1/22        | 3         |
| LB                    | C. Muma             | 10         | 16         | 26         | 0         | 0.0/0.0           | 0         | 0        | 0        | 0/0         | 0         |
| LB                    | F. Oluokun          | 13         | 9          | 22         | 3         | 1.0/9.0           | 1         | 0        | 0        | 0/0         | 2         |
| DE                    | T. Walker           | 8          | 11         | 19         | 5         | 5.0/45.0          | 7         | 0        | 1        | 0/0         | 1         |
| DE                    | J. Hines-Allen      | 8          | 7          | 15         | 2         | 2.5/11.0          | 9         | 1        | 0        | 0/0         | 2         |
| CB                    | J. Jones            | 8          | 3          | 11         | 0         | 0.0/0.0           | 0         | 0        | 0        | 0/0         | 1         |
| LB                    | Y. Abdullah         | 7          | 2          | 9          | 0         | 0.0/0.0           | 0         | 0        | 0        | 0/0         | 0         |
| DT                    | D. Hamilton         | 7          | 2          | 9          | 2         | 0.0/0.0           | 1         | 0        | 0        | 0/0         | 0         |
| DT                    | J. Ledbetter        | 5          | 4          | 9          | 3         | 1.0/1.0           | 1         | 0        | 0        | 0/0         | 0         |
| DE                    | A. Armstead         | 6          | 2          | 8          | 1         | 1.0/5.0           | 1         | 0        | 0        | 0/0         | 0         |
| DT                    | R. Robertson-Harris | 5          | 2          | 7          | 3         | 2.0/11.0          | 4         | 0        | 0        | 0/0         | 0         |
| S                     | D. Savage           | 5          | 0          | 5          | 0         | 0.0/0.0           | 0         | 0        | 0        | 0/0         | 2         |
| DT                    | M. Smith            | 4          | 1          | 5          | 0         | 1.0/0.0           | 2         | 0        | 0        | 0/0         | 1         |
| CB                    | C. Braswell         | 1          | 4          | 5          | 0         | 0.0/0.0           | 0         | 0        | 0        | 0/0         | 0         |
| DT                    | E. Otomewo          | 0          | 4          | 4          | 0         | 0.5/2.0           | 2         | 0        | 0        | 0/0         | 0         |
| CB                    | T. Campbell         | 3          | 0          | 3          | 1         | 0.0/0.0           | 0         | 0        | 0        | 0/0         | 0         |
| CB                    | T. Flowers          | 3          | 0          | 3          | 0         | 0.0/0.0           | 0         | 0        | 0        | 0/0         | 0         |
| S                     | D. Thomas           | 1          | 2          | 3          | 0         | 0.0/0.0           | 0         | 0        | 0        | 0/0         | 0         |
| DT                    | T. Lacy             | 1          | 1          | 2          | 0         | 0.0/0.0           | 0         | 0        | 0        | 0/0         | 0         |
| DE                    | M. Cole             | 1          | 0          | 1          | 0         | 0.0/0.0           | 0         | 0        | 0        | 0/0         | 0         |
| DT                    | J. Jefferson        | 0          | 1          | 1          | 0         | 0.0/0.0           | 0         | 0        | 0        | 0/0         | 0         |
| CB                    | D. Prince           | 0          | 1          | 1          | 0         | 0.0/0.0           | 0         | 0        | 0        | 0/0         | 0         |
| <b>JAGUARS TOTALS</b> |                     | <b>242</b> | <b>141</b> | <b>383</b> | <b>31</b> | <b>14.0/84.0</b>  | <b>29</b> | <b>1</b> | <b>3</b> | <b>1/22</b> | <b>23</b> |
| <b>OPP. TOTALS</b>    |                     | <b>219</b> | <b>106</b> | <b>325</b> | <b>32</b> | <b>17.0/144.0</b> | <b>32</b> | <b>4</b> | <b>6</b> | <b>3/29</b> | <b>30</b> |

Asst.=Assist, TFL=Tackle for a Loss, PR=Pressures, Int.=Interception, FR=Fumble Recovery, FF=Forced Fumble, PD=Pass Defense

| 2024 JAGUARS SPECIAL TEAMS |                   |           |          |           |
|----------------------------|-------------------|-----------|----------|-----------|
| POS.                       | PLAYER            | TKL.      | AST.     | COMB.     |
| LB                         | Miller, Ventrell  | 4         | 0        | 4         |
| LB                         | Johnson, Caleb    | 3         | 1        | 4         |
| TE                         | Deguara, Josiah   | 1         | 1        | 2         |
| LB                         | Abdullah, Yasir   | 1         | 0        | 1         |
| S                          | Cisco, Andre      | 1         | 0        | 1         |
| P                          | Cooke, Logan      | 1         | 0        | 1         |
| TE                         | Farrell, Luke     | 1         | 0        | 1         |
| S                          | Thomas, Daniel    | 1         | 0        | 1         |
| RB                         | Johnson, D'Ernest | 0         | 1        | 1         |
| LB                         | Muma, Chad        | 0         | 1        | 1         |
| LB                         | Muse, Tanner      | 0         | 1        | 1         |
| <b>TOTALS</b>              |                   | <b>13</b> | <b>5</b> | <b>18</b> |

| DEFENSIVE STATS BY RANK |     |               |     |                     |     |                 |     |                     |     |
|-------------------------|-----|---------------|-----|---------------------|-----|-----------------|-----|---------------------|-----|
| SACKS                   |     | INTERCEPTIONS |     | TACKLES FOR LOSS    |     | PASSES DEFENSED |     | PRESSURES           |     |
| PLAYER                  | NO. | PLAYER        | NO. | PLAYER              | NO. | PLAYER          | NO. | PLAYER              | NO. |
| T. Walker               | 5.0 | A. Cisco      | 1   | T. Walker           | 5   | R. Darby        | 4   | J. Hines-Allen      | 9   |
| J. Hines-Allen          | 2.5 |               |     | M. Brown            | 3   | M. Brown        | 3   | T. Walker           | 7   |
| R. Robertson-Harris     | 2.0 |               |     | R. Darby            | 3   | A. Cisco        | 3   | R. Robertson-Harris | 4   |
| A. Armstead             | 1.0 |               |     | J. Ledbetter        | 3   | J. Hines-Allen  | 2   | E. Otomewo          | 2   |
| J. Ledbetter            | 1.0 |               |     | F. Oluokun          | 3   | D. Lloyd        | 2   | M. Smith            | 2   |
| F. Oluokun              | 1.0 |               |     | R. Robertson-Harris | 3   | F. Oluokun      | 2   | A. Armstead         | 1   |
| M. Smith                | 1.0 |               |     | D. Hamilton         | 2   | D. Savage       | 2   | D. Hamilton         | 1   |
| E. Otomewo              | 0.5 |               |     | J. Hines-Allen      | 2   | A. Johnson      | 1   | J. Ledbetter        | 1   |
|                         |     |               |     | D. Lloyd            | 2   | J. Jones        | 1   | D. Lloyd            | 1   |
|                         |     |               |     | V. Miller           | 2   | V. Miller       | 1   | F. Oluokun          | 1   |
|                         |     |               |     | A. Armstead         | 1   | M. Smith        | 1   |                     |     |
|                         |     |               |     | T. Campbell         | 1   | T. Walker       | 1   |                     |     |
|                         |     |               |     | A. Johnson          | 1   |                 |     |                     |     |



# 2024 BIG PLAYS

| DATE                            | OPPONENT        | RUSHES |                    |     |           | RECEPTIONS |                  |     |           | RETURNS |                     |     |           |
|---------------------------------|-----------------|--------|--------------------|-----|-----------|------------|------------------|-----|-----------|---------|---------------------|-----|-----------|
|                                 |                 | GAIN   | PLAYER             | QTR | DR RESULT | GAIN       | PLAYER           | QTR | DR RESULT | GAIN    | PLAYER              | QTR | DR RESULT |
| 09/08                           | at Miami        | 17     | Tank Bigsby        | 1   | TD        | 20         | Gabe Davis       | 1   | TD        |         |                     |     |           |
|                                 |                 | 26     | Tank Bigsby        | 3'  | Fumble    | 30         | Christian Kirk   | 2   | TD        |         |                     |     |           |
|                                 |                 | 10     | Travis Etienne Jr. | 3'  | Fumble    | 20         | Gabe Davis       | 2   | FG        |         |                     |     |           |
|                                 |                 | 11     | Travis Etienne Jr. | 4   | Punt      | 22         | Gabe Davis       | 3   | Fumble    |         |                     |     |           |
| 09/15                           | Cleveland       | 20     | Travis Etienne Jr. | 2'  | FG        | 26         | Brenton Strange  | 3   | Miss FG   |         |                     |     |           |
|                                 |                 | 33     | Trevor Lawrence    | 2'  | FG        | 66         | Brian Thomas Jr. | 3   | TD        |         |                     |     |           |
|                                 |                 | 12     | Travis Etienne Jr. | 4   | FG        | 30         | Brenton Strange  | 4   | FG        |         |                     |     |           |
|                                 |                 | 12     | Trevor Lawrence    | 4   | Game      | 22         | Gabe Davis       | 4'  | Game      |         |                     |     |           |
|                                 |                 | 28     | Brian Thomas Jr.   | 4   | Game      |            |                  |     |           |         |                     |     |           |
| 09/23                           | at Buffalo      | 14     | Travis Etienne Jr. | 4   | Fumble    | 24         | Christian Kirk   | 3   | TD        |         |                     |     |           |
|                                 |                 | 22     | Travis Etienne Jr. | 4'  | Downs     |            |                  |     |           |         |                     |     |           |
|                                 |                 | 11     | D'Ernest Johnson   | 4   | Downs     |            |                  |     |           |         |                     |     |           |
| 09/29                           | at Houston      | 22     | Tank Bigsby        | 1   | FG        | 20         | Christian Kirk   | 3   | Punt      |         |                     |     |           |
|                                 |                 | 12     | Travis Etienne Jr. | 3'  | TD        | 32         | Brian Thomas Jr. | 3   | TD        |         |                     |     |           |
|                                 |                 | 13     | Brian Thomas Jr.   | 3'  | TD        |            |                  |     |           |         |                     |     |           |
|                                 |                 | 13     | Travis Etienne Jr. | 3'  | Downs     |            |                  |     |           |         |                     |     |           |
|                                 |                 | 58     | Tank Bigsby        | 3   | Downs     |            |                  |     |           |         |                     |     |           |
| 10/06                           | Indianapolis    | 19t    | Tank Bigsby        | 3   | TD        | 28         | Tank Bigsby      | 2   | FG        | 53      | Devin Duvernay (PR) | 3   | Punt      |
|                                 |                 | 65t    | Tank Bigsby        | 4   | TD        | 85t        | Brian Thomas Jr. | 2   | TD        |         |                     |     |           |
|                                 |                 |        |                    |     |           | 21         | Gabe Davis       | 2   | Fumble    |         |                     |     |           |
|                                 |                 |        |                    |     |           | 61         | Christian Kirk   | 4   | TD        |         |                     |     |           |
| 10/13                           | at Chicago      | 10     | Trevor Lawrence    | 1   | FG        | 24         | Evan Engram      | 3   | Fumble    | 41      | Tank Bigsby (KR)    | 2   | Punt      |
|                                 |                 | 13     | D'Ernest Johnson   | 4   | TD        | 21t        | Gabe Davis       | 3   | TD        | 33      | Tank Bigsby (KR)    | 3   | Fumble    |
| Sunday, Oct. 20   2:30 p.m. BST | New England     | --     | --                 | --  | --        | --         | --               | --  | --        | --      | --                  | --  | --        |
| 10/27                           | Green Bay       | --     | --                 | --  | --        | --         | --               | --  | --        | --      | --                  | --  | --        |
| 11/03                           | at Philadelphia | --     | --                 | --  | --        | --         | --               | --  | --        | --      | --                  | --  | --        |
| 11/10                           | Minnesota       | --     | --                 | --  | --        | --         | --               | --  | --        | --      | --                  | --  | --        |
| 11/17                           | at Detroit      | --     | --                 | --  | --        | --         | --               | --  | --        | --      | --                  | --  | --        |
| 12/01                           | Houston         | --     | --                 | --  | --        | --         | --               | --  | --        | --      | --                  | --  | --        |
| 12/08                           | at Tennessee    | --     | --                 | --  | --        | --         | --               | --  | --        | --      | --                  | --  | --        |
| 12/15                           | N.Y. Jets       | --     | --                 | --  | --        | --         | --               | --  | --        | --      | --                  | --  | --        |
| 12/22                           | at Las Vegas    | --     | --                 | --  | --        | --         | --               | --  | --        | --      | --                  | --  | --        |
| 12/29                           | Tennessee       | --     | --                 | --  | --        | --         | --               | --  | --        | --      | --                  | --  | --        |
| 01/05                           | at Indianapolis | --     | --                 | --  | --        | --         | --               | --  | --        | --      | --                  | --  | --        |

\* - result within the same drive



# 2024 BIG YARDAGE GAMES

## 2024 REGULAR SEASON BIG YARDAGE GAMES

| 100-YARD PASS RECEIVERS |           |                  |      |      |       |     |    |
|-------------------------|-----------|------------------|------|------|-------|-----|----|
| DATE                    | OPPONENT  | PLAYER           | REC. | YDS. | AVG.  | LG  | TD |
| 10/6                    | vs. Colts | Brian Thomas Jr. | 5    | 122  | 24.4  | 85T | 1  |
| 10/13                   | at Bears  | Evan Engram      | 10   | 102  | 10.2  | 24  | 0  |
| 100-YARD RUSHERS        |           |                  |      |      |       |     |    |
| DATE                    | OPPONENT  | PLAYER           | ATT. | YDS. | AVG.  | LG  | TD |
| 10/6                    | vs. Colts | Tank Bigsby      | 13   | 101  | 7.8   | 65T | 2  |
| 300-YARD PASSERS        |           |                  |      |      |       |     |    |
| DATE                    | OPPONENT  | PLAYER           | ATT. | YDS. | COMP. | LG  | TD |
| 10/6                    | vs. Colts | Trevor Lawrence  | 34   | 371  | 28    | 85T | 2  |

## 2024 OPPONENTS BIG YARDAGE GAMES

| 100-YARD PASS RECEIVERS |             |                |      |      |       |     |    |
|-------------------------|-------------|----------------|------|------|-------|-----|----|
| DATE                    | OPPONENT    | PLAYER         | REC. | YDS. | AVG.  | LG  | TD |
| 9/8                     | at Dolphins | Tyreek Hill    | 7    | 130  | 18.6  | 80T | 1  |
| 9/8                     | at Dolphins | Jaylen Waddle  | 5    | 109  | 21.8  | 63  | 0  |
| 9/29                    | at Texans   | Nico Collins   | 12   | 151  | 12.6  | 26  | 1  |
| 10/6                    | vs. Colts   | Alec Pierce    | 3    | 134  | 44.7  | 65T | 1  |
| 300-YARD PASSERS        |             |                |      |      |       |     |    |
| DATE                    | OPPONENT    | PLAYER         | ATT. | YDS. | COMP. | LG  | TD |
| 9/8                     | at Dolphins | Tua Tagovailoa | 37   | 338  | 23    | 80T | 1  |
| 9/29                    | at Texans   | C.J. Stroud    | 40   | 345  | 27    | 31  | 2  |
| 10/6                    | vs. Colts   | Joe Flacco     | 44   | 359  | 33    | 65T | 3  |



# 2024 TAKEAWAY/GIVEAWAY CHART

| DATE                                     | OPPONENT     | FORCED TURNOVERS |          |          | TURNOVERS CONVERTED |          |           |             |             | OUTCOME   |
|--|--------------|------------------|----------|----------|---------------------|----------|-----------|-------------|-------------|-----------|
|  |              | FUM              | INTS     | TOTAL    | TD                  | FG       | PTS.      | PTS. PCT.   | TD PCT.     | NET DIFF. |
| 09/08                                    | Jacksonville | 0                | 0        | 0        | 0                   | 0        | 0         | 0.0         | 0.0         | -1        |
|  | at Miami     | 1                | 0        | 1        | 1                   | 0        | 7         | 100.0       | 100.0       | +1        |
| 09/15                                    | Jacksonville | 0                | 0        | 0        | 0                   | 0        | 0         | 0.0         | 0.0         | 0         |
|  | Cleveland    | 0                | 0        | 0        | 0                   | 0        | 0         | 0.0         | 0.0         | 0         |
| 09/23                                    | Jacksonville | 0                | 0        | 0        | 0                   | 0        | 0         | 0.0         | 0.0         | -2        |
|  | at Buffalo   | 1                | 1        | 2        | 2                   | 0        | 14        | 100.0       | 100.0       | +2        |
| 09/29                                    | Jacksonville | 1                | 0        | 1        | 1                   | 0        | 7         | 100.0       | 100.0       | +1        |
|  | at Houston   | 0                | 0        | 0        | 0                   | 0        | 0         | 0.0         | 0.0         | -1        |
| 10/06                                    | Jacksonville | 1                | 0        | 1        | 0                   | 1        | 3         | 100.0       | 0.0         | -1        |
|  | Indianapolis | 1                | 1        | 2        | 0                   | 0        | 0         | 0.0         | 0.0         | +1        |
| 10/13                                    | Jacksonville | 0                | 1        | 1        | 0                   | 0        | 0         | 0.0         | 0.0         | -1        |
|  | at Chicago   | 1                | 1        | 2        | 2                   | 0        | 14        | 100.0       | 100.0       | +1        |
| Sunday,<br>Oct. 20  <br>2:30 p.m.<br>BST |              | --               | --       | --       | --                  | --       | --        | --          | --          | --        |
| 10/27                                    |              | --               | --       | --       | --                  | --       | --        | --          | --          | --        |
| 11/03                                    |              | --               | --       | --       | --                  | --       | --        | --          | --          | --        |
| 11/10                                    |              | --               | --       | --       | --                  | --       | --        | --          | --          | --        |
| 11/17                                    |              | --               | --       | --       | --                  | --       | --        | --          | --          | --        |
| 12/01                                    |              | --               | --       | --       | --                  | --       | --        | --          | --          | --        |
| 12/08                                    |              | --               | --       | --       | --                  | --       | --        | --          | --          | --        |
| 12/15                                    |              | --               | --       | --       | --                  | --       | --        | --          | --          | --        |
| 12/22                                    |              | --               | --       | --       | --                  | --       | --        | --          | --          | --        |
| 12/29                                    |              | --               | --       | --       | --                  | --       | --        | --          | --          | --        |
| 01/05                                    |              | --               | --       | --       | --                  | --       | --        | --          | --          | --        |
| <b>JAGUARS</b>                           |              | <b>2</b>         | <b>1</b> | <b>3</b> | <b>1</b>            | <b>1</b> | <b>10</b> | <b>66.7</b> | <b>33.3</b> | <b>-4</b> |
| <b>OPPONENTS</b>                         |              | <b>4</b>         | <b>3</b> | <b>7</b> | <b>5</b>            | <b>0</b> | <b>35</b> | <b>71.4</b> | <b>71.4</b> | <b>+4</b> |



# 2024 RED ZONE EFFICIENCY

| JAGUARS       |                 |           |           |          |          |          |          |          |             |          |          |          |            |          |           |             |             |            |
|---------------|-----------------|-----------|-----------|----------|----------|----------|----------|----------|-------------|----------|----------|----------|------------|----------|-----------|-------------|-------------|------------|
| Date          | Opponent        | Num       |           |          |          | Miss     | FG       | FGA      | Blk/<br>MFG | INT      | Fum      | Dwns     | Drive Ends |          |           | TD%         | Score       |            |
|               |                 | Drives    | TD        | PAT      | 2-Pt.    |          |          |          |             |          |          |          | PAT        | Half     | Game      |             | Pts         | Pct.       |
| 09/08         | at Miami        | 3         | 2         | 2        | 0        | 0        | 0        | 0        | 0           | 1        | 0        | 0        | 0          | 0        | 14        | 66.7        | 66.7        | 4.7        |
| 09/15         | Cleveland       | 4         | 1         | 1        | 0        | 0        | 2        | 3        | 1           | 0        | 0        | 0        | 0          | 0        | 13        | 25.0        | 75.0        | 3.3        |
| 09/23         | at Buffalo      | 4         | 1         | 1        | 0        | 0        | 1        | 1        | 0           | 0        | 0        | 2        | 0          | 0        | 10        | 25.0        | 50.0        | 2.5        |
| 09/29         | at Houston      | 3         | 2         | 2        | 0        | 0        | 0        | 0        | 0           | 0        | 1        | 0        | 0          | 0        | 14        | 66.7        | 66.7        | 4.7        |
| 10/06         | Indianapolis    | 4         | 2         | 2        | 0        | 0        | 2        | 2        | 0           | 0        | 0        | 0        | 0          | 0        | 20        | 50.0        | 100.0       | 5.0        |
| 10/13         | at Chicago      | 3         | 2         | 1        | 0        | 0        | 1        | 1        | 0           | 0        | 0        | 0        | 0          | 0        | 16        | 66.7        | 100.0       | 5.3        |
| 10/20         | New England     | --        | --        | --       | --       | --       | --       | --       | --          | --       | --       | --       | --         | --       | --        | --          | --          | --         |
| 10/27         | Green Bay       | --        | --        | --       | --       | --       | --       | --       | --          | --       | --       | --       | --         | --       | --        | --          | --          | --         |
| 11/03         | at Philadelphia | --        | --        | --       | --       | --       | --       | --       | --          | --       | --       | --       | --         | --       | --        | --          | --          | --         |
| 11/10         | Minnesota       | --        | --        | --       | --       | --       | --       | --       | --          | --       | --       | --       | --         | --       | --        | --          | --          | --         |
| 11/17         | at Detroit      | --        | --        | --       | --       | --       | --       | --       | --          | --       | --       | --       | --         | --       | --        | --          | --          | --         |
| 12/01         | Houston         | --        | --        | --       | --       | --       | --       | --       | --          | --       | --       | --       | --         | --       | --        | --          | --          | --         |
| 12/08         | at Tennessee    | --        | --        | --       | --       | --       | --       | --       | --          | --       | --       | --       | --         | --       | --        | --          | --          | --         |
| 12/15         | N.Y. Jets       | --        | --        | --       | --       | --       | --       | --       | --          | --       | --       | --       | --         | --       | --        | --          | --          | --         |
| 12/22         | at Las Vegas    | --        | --        | --       | --       | --       | --       | --       | --          | --       | --       | --       | --         | --       | --        | --          | --          | --         |
| 12/29         | Tennessee       | --        | --        | --       | --       | --       | --       | --       | --          | --       | --       | --       | --         | --       | --        | --          | --          | --         |
| 01/05         | at Indianapolis | --        | --        | --       | --       | --       | --       | --       | --          | --       | --       | --       | --         | --       | --        | --          | --          | --         |
| <b>TOTALS</b> |                 | <b>21</b> | <b>10</b> | <b>9</b> | <b>0</b> | <b>0</b> | <b>6</b> | <b>7</b> | <b>1</b>    | <b>0</b> | <b>1</b> | <b>3</b> | <b>0</b>   | <b>0</b> | <b>87</b> | <b>47.6</b> | <b>76.2</b> | <b>4.1</b> |

| OPPONENT      |                 |           |           |           |          |          |          |          |             |          |          |          |            |          |            |             |              |            |
|---------------|-----------------|-----------|-----------|-----------|----------|----------|----------|----------|-------------|----------|----------|----------|------------|----------|------------|-------------|--------------|------------|
| Date          | Opponent        | Num       |           |           |          | Miss     | FG       | FGA      | Blk/<br>MFG | INT      | Fum      | Dwns     | Drive Ends |          |            | TD%         | Score        |            |
|               |                 | Drives    | TD        | PAT       | 2-Pt.    |          |          |          |             |          |          |          | PAT        | Half     | Game       |             | Pts          | Pct.       |
| 09/08         | at Miami        | 2         | 1         | 1         | 0        | 0        | 1        | 1        | 0           | 0        | 0        | 0        | 0          | 0        | 10         | 50.0        | 100.0        | 5.0        |
| 09/15         | Cleveland       | 1         | 1         | 1         | 0        | 0        | 0        | 0        | 0           | 0        | 0        | 0        | 0          | 0        | 7          | 100.0       | 100.0        | 7.0        |
| 09/23         | at Buffalo      | 5         | 4         | 3         | 0        | 1        | 1        | 1        | 0           | 0        | 0        | 0        | 0          | 0        | 30         | 80.0        | 100.0        | 6.0        |
| 09/29         | at Houston      | 4         | 3         | 3         | 0        | 0        | 1        | 1        | 0           | 0        | 0        | 0        | 0          | 0        | 24         | 75.0        | 100.0        | 6.0        |
| 10/06         | Indianapolis    | 5         | 3         | 3         | 0        | 0        | 2        | 2        | 0           | 0        | 0        | 0        | 0          | 0        | 27         | 60.0        | 100.0        | 5.4        |
| 10/13         | at Chicago      | 4         | 4         | 4         | 0        | 0        | 0        | 0        | 0           | 0        | 0        | 0        | 0          | 0        | 28         | 100.0       | 100.0        | 7.0        |
| 10/20         | New England     | --        | --        | --        | --       | --       | --       | --       | --          | --       | --       | --       | --         | --       | --         | --          | --           | --         |
| 10/27         | Green Bay       | --        | --        | --        | --       | --       | --       | --       | --          | --       | --       | --       | --         | --       | --         | --          | --           | --         |
| 11/03         | at Philadelphia | --        | --        | --        | --       | --       | --       | --       | --          | --       | --       | --       | --         | --       | --         | --          | --           | --         |
| 11/10         | Minnesota       | --        | --        | --        | --       | --       | --       | --       | --          | --       | --       | --       | --         | --       | --         | --          | --           | --         |
| 11/17         | at Detroit      | --        | --        | --        | --       | --       | --       | --       | --          | --       | --       | --       | --         | --       | --         | --          | --           | --         |
| 12/01         | Houston         | --        | --        | --        | --       | --       | --       | --       | --          | --       | --       | --       | --         | --       | --         | --          | --           | --         |
| 12/08         | at Tennessee    | --        | --        | --        | --       | --       | --       | --       | --          | --       | --       | --       | --         | --       | --         | --          | --           | --         |
| 12/15         | N.Y. Jets       | --        | --        | --        | --       | --       | --       | --       | --          | --       | --       | --       | --         | --       | --         | --          | --           | --         |
| 12/22         | at Las Vegas    | --        | --        | --        | --       | --       | --       | --       | --          | --       | --       | --       | --         | --       | --         | --          | --           | --         |
| 12/29         | Tennessee       | --        | --        | --        | --       | --       | --       | --       | --          | --       | --       | --       | --         | --       | --         | --          | --           | --         |
| 01/05         | at Indianapolis | --        | --        | --        | --       | --       | --       | --       | --          | --       | --       | --       | --         | --       | --         | --          | --           | --         |
| <b>TOTALS</b> |                 | <b>21</b> | <b>16</b> | <b>15</b> | <b>0</b> | <b>1</b> | <b>5</b> | <b>5</b> | <b>0</b>    | <b>0</b> | <b>0</b> | <b>0</b> | <b>0</b>   | <b>0</b> | <b>126</b> | <b>76.2</b> | <b>100.0</b> | <b>6.0</b> |



# 2024 GOAL TO GO SITUATIONS

| JAGUARS       |                 |           |          |          |          |          |          |          |          |          |          |          |            |          |           |             |             |            |
|---------------|-----------------|-----------|----------|----------|----------|----------|----------|----------|----------|----------|----------|----------|------------|----------|-----------|-------------|-------------|------------|
| Date          | Opponent        | Pos       | TD       | PAT      | 2-Pt.    | Miss PAT | FG       | FGA      | Blk/MFG  | INT      | Fum      | Dwns     | Drive Ends |          |           | TD%         | Score Pct.  | Pts/Poss   |
| 09/08         | at Miami        | 1         | 1        | 1        | 0        | 0        | 0        | 0        | 0        | 0        | 0        | 0        | 0          | 0        | 7         | 100.0       | 100.0       | 7.0        |
| 09/15         | Cleveland       | 3         | 1        | 1        | 0        | 0        | 2        | 2        | 0        | 0        | 0        | 0        | 0          | 0        | 13        | 33.3        | 100.0       | 4.3        |
| 09/23         | at Buffalo      | 2         | 1        | 1        | 0        | 0        | 0        | 0        | 0        | 0        | 0        | 1        | 0          | 0        | 7         | 50.0        | 50.0        | 3.5        |
| 09/29         | at Houston      | 2         | 1        | 1        | 0        | 0        | 0        | 0        | 0        | 0        | 0        | 1        | 0          | 0        | 7         | 50.0        | 50.0        | 3.5        |
| 10/06         | Indianapolis    | 1         | 1        | 1        | 0        | 0        | 0        | 0        | 0        | 0        | 0        | 0        | 0          | 0        | 7         | 100.0       | 100.0       | 7.0        |
| 10/13         | at Chicago      | 2         | 1        | 0        | 0        | 0        | 1        | 1        | 0        | 0        | 0        | 0        | 0          | 0        | 9         | 50.0        | 100.0       | 4.5        |
| 10/20         | New England     | --        | --       | --       | --       | --       | --       | --       | --       | --       | --       | --       | --         | --       | --        | --          | --          | --         |
| 10/27         | Green Bay       | --        | --       | --       | --       | --       | --       | --       | --       | --       | --       | --       | --         | --       | --        | --          | --          | --         |
| 11/03         | at Philadelphia | --        | --       | --       | --       | --       | --       | --       | --       | --       | --       | --       | --         | --       | --        | --          | --          | --         |
| 11/10         | Minnesota       | --        | --       | --       | --       | --       | --       | --       | --       | --       | --       | --       | --         | --       | --        | --          | --          | --         |
| 11/17         | at Detroit      | --        | --       | --       | --       | --       | --       | --       | --       | --       | --       | --       | --         | --       | --        | --          | --          | --         |
| 12/01         | Houston         | --        | --       | --       | --       | --       | --       | --       | --       | --       | --       | --       | --         | --       | --        | --          | --          | --         |
| 12/08         | at Tennessee    | --        | --       | --       | --       | --       | --       | --       | --       | --       | --       | --       | --         | --       | --        | --          | --          | --         |
| 12/15         | N.Y. Jets       | --        | --       | --       | --       | --       | --       | --       | --       | --       | --       | --       | --         | --       | --        | --          | --          | --         |
| 12/22         | at Las Vegas    | --        | --       | --       | --       | --       | --       | --       | --       | --       | --       | --       | --         | --       | --        | --          | --          | --         |
| 12/29         | Tennessee       | --        | --       | --       | --       | --       | --       | --       | --       | --       | --       | --       | --         | --       | --        | --          | --          | --         |
| 01/05         | at Indianapolis | --        | --       | --       | --       | --       | --       | --       | --       | --       | --       | --       | --         | --       | --        | --          | --          | --         |
| <b>TOTALS</b> |                 | <b>11</b> | <b>6</b> | <b>5</b> | <b>0</b> | <b>0</b> | <b>3</b> | <b>3</b> | <b>0</b> | <b>0</b> | <b>0</b> | <b>2</b> | <b>0</b>   | <b>0</b> | <b>50</b> | <b>54.5</b> | <b>81.8</b> | <b>4.5</b> |

| OPPONENT      |                 |           |           |           |          |          |          |          |          |          |          |          |            |          |           |              |              |            |
|---------------|-----------------|-----------|-----------|-----------|----------|----------|----------|----------|----------|----------|----------|----------|------------|----------|-----------|--------------|--------------|------------|
| Date          | Opponent        | Pos       | TD        | PAT       | 2-Pt.    | Miss PAT | FG       | FGA      | Blk/MFG  | INT      | Fum      | Dwns     | Drive Ends |          |           | TD%          | Score Pct.   | Pts/Poss   |
| 09/08         | at Miami        | 1         | 1         | 1         | 0        | 0        | 0        | 0        | 0        | 0        | 0        | 0        | 0          | 0        | 7         | 100.0        | 100.0        | 7.0        |
| 09/15         | Cleveland       | 1         | 1         | 1         | 0        | 0        | 0        | 0        | 0        | 0        | 0        | 0        | 0          | 0        | 7         | 100.0        | 100.0        | 7.0        |
| 09/23         | at Buffalo      | 3         | 3         | 2         | 0        | 1        | 0        | 0        | 0        | 0        | 0        | 0        | 0          | 0        | 20        | 100.0        | 100.0        | 6.7        |
| 09/29         | at Houston      | 2         | 2         | 2         | 0        | 0        | 0        | 0        | 0        | 0        | 0        | 0        | 0          | 0        | 14        | 100.0        | 100.0        | 7.0        |
| 10/06         | Indianapolis    | 2         | 2         | 2         | 0        | 0        | 0        | 0        | 0        | 0        | 0        | 0        | 0          | 0        | 14        | 100.0        | 100.0        | 7.0        |
| 10/13         | at Chicago      | 4         | 4         | 4         | 0        | 0        | 0        | 0        | 0        | 0        | 0        | 0        | 0          | 0        | 28        | 100.0        | 100.0        | 7.0        |
| 10/20         | New England     | --        | --        | --        | --       | --       | --       | --       | --       | --       | --       | --       | --         | --       | --        | --           | --           | --         |
| 10/27         | Green Bay       | --        | --        | --        | --       | --       | --       | --       | --       | --       | --       | --       | --         | --       | --        | --           | --           | --         |
| 11/03         | at Philadelphia | --        | --        | --        | --       | --       | --       | --       | --       | --       | --       | --       | --         | --       | --        | --           | --           | --         |
| 11/10         | Minnesota       | --        | --        | --        | --       | --       | --       | --       | --       | --       | --       | --       | --         | --       | --        | --           | --           | --         |
| 11/17         | at Detroit      | --        | --        | --        | --       | --       | --       | --       | --       | --       | --       | --       | --         | --       | --        | --           | --           | --         |
| 12/01         | Houston         | --        | --        | --        | --       | --       | --       | --       | --       | --       | --       | --       | --         | --       | --        | --           | --           | --         |
| 12/08         | at Tennessee    | --        | --        | --        | --       | --       | --       | --       | --       | --       | --       | --       | --         | --       | --        | --           | --           | --         |
| 12/15         | N.Y. Jets       | --        | --        | --        | --       | --       | --       | --       | --       | --       | --       | --       | --         | --       | --        | --           | --           | --         |
| 12/22         | at Las Vegas    | --        | --        | --        | --       | --       | --       | --       | --       | --       | --       | --       | --         | --       | --        | --           | --           | --         |
| 12/29         | Tennessee       | --        | --        | --        | --       | --       | --       | --       | --       | --       | --       | --       | --         | --       | --        | --           | --           | --         |
| 01/05         | at Indianapolis | --        | --        | --        | --       | --       | --       | --       | --       | --       | --       | --       | --         | --       | --        | --           | --           | --         |
| <b>TOTALS</b> |                 | <b>13</b> | <b>13</b> | <b>12</b> | <b>0</b> | <b>1</b> | <b>0</b> | <b>0</b> | <b>0</b> | <b>0</b> | <b>0</b> | <b>0</b> | <b>0</b>   | <b>0</b> | <b>90</b> | <b>100.0</b> | <b>100.0</b> | <b>6.9</b> |





# 2024 DRIVE CHARTS

## WEEK 1: JAGUARS 17, DOLPHINS 20 SEPTEMBER 8, 2024

| JAGUARS |       |       |      |           |        |       |     |     |     |     |        |            | DOLPHINS |       |       |      |          |        |       |     |     |     |     |        |            |
|---------|-------|-------|------|-----------|--------|-------|-----|-----|-----|-----|--------|------------|----------|-------|-------|------|----------|--------|-------|-----|-----|-----|-----|--------|------------|
| #       | RECD  | LOST  | POSS | OBTAINED  | BEGAN  | PLAYS | YDS | PEN | NET | 1ST | ENDED  | GIVEN UP   | #        | RECD  | LOST  | POSS | OBTAINED | BEGAN  | PLAYS | YDS | PEN | NET | 1ST | ENDED  | GIVEN UP   |
| 1       | 11:37 | 10:02 | 1:35 | Downs     | JAX 42 | 3     | -14 | 0   | -14 | 0   | JAX 28 | Punt       | 1        | 15:00 | 11:37 | 3:23 | Kickoff  | MIA 20 | 7     | 38  | 0   | 38  | 1   | JAX 42 | Downs      |
| 2       | 07:49 | 04:31 | 3:18 | Punt      | JAX 4  | 6     | 56  | 40  | 96  | 5   | MIA 1  | Touchdown  | 2        | 10:02 | 07:49 | 2:13 | Punt     | MIA 31 | 6     | 18  | 0   | 18  | 1   | MIA 49 | Punt       |
| 3       | 02:03 | 14:39 | 2:24 | Punt      | JAX 12 | 5     | 11  | 0   | 11  | 1   | JAX 23 | Punt       | 3        | 04:31 | 02:03 | 2:28 | Kickoff  | MIA 25 | 3     | 16  | -10 | 6   | 0   | MIA 31 | Punt       |
| 4       | 11:52 | 06:21 | 5:31 | Downs     | JAX 45 | 8     | 66  | -11 | 55  | 3   | MIA 14 | Touchdown  | 4        | 14:39 | 11:52 | 2:47 | Punt     | MIA 21 | 5     | 14  | 20  | 34  | 2   | JAX 45 | Downs      |
| 5       | 01:04 | 00:00 | 1:04 | Kickoff   | JAX 23 | 6     | 43  | 0   | 43  | 2   | MIA 34 | Field Goal | 5        | 06:21 | 01:04 | 5:17 | Kickoff  | MIA 30 | 12    | 74  | -4  | 70  | 5   | JAX 1  | Touchdown  |
| 6       | 15:00 | 13:30 | 1:30 | Kickoff   | JAX 30 | 3     | 5   | 0   | 5   | 0   | JAX 35 | Punt       | 6        | 13:30 | 09:39 | 3:51 | Punt     | MIA 13 | 6     | 12  | -10 | 2   | 1   | MIA 15 | Punt       |
| 7       | 09:39 | 08:19 | 1:20 | Punt      | JAX 37 | 3     | 7   | -10 | -3  | 0   | JAX 34 | Punt       | 7        | 08:19 | 05:26 | 2:53 | Punt     | MIA 11 | 4     | 43  | 0   | 43  | 1   | JAX 46 | Punt       |
| 8       | 05:26 | 02:19 | 3:07 | Punt      | JAX 3  | 6     | 80  | 14  | 94  | 5   | MIA 13 | Fumble     | 8        | 02:19 | 02:08 | 0:11 | Fumble   | MIA 20 | 1     | 80  | 0   | 80  | 1   | MIA 20 | Touchdown  |
| 9       | 02:08 | 14:47 | 2:21 | Kickoff   | JAX 23 | 4     | 7   | 0   | 7   | 0   | JAX 32 | Downs      | 9        | 14:47 | 13:33 | 1:14 | Downs    | JAX 30 | 4     | 6   | 0   | 6   | 0   | JAX 24 | Missed FG  |
| 10      | 13:33 | 11:06 | 2:27 | Missed FG | JAX 32 | 4     | 16  | 0   | 16  | 1   | JAX 48 | Punt       | 10       | 11:06 | 04:22 | 6:44 | Punt     | MIA 8  | 12    | 68  | 5   | 73  | 4   | JAX 19 | Field Goal |
| 11      | 04:22 | 02:09 | 2:13 | Kickoff   | JAX 30 | 3     | -10 | -5  | -15 | 0   | JAX 15 | Punt       | 11       | 02:09 | 00:00 | 2:09 | Punt     | MIA 35 | 8     | 31  | 0   | 31  | 2   | JAX 34 | Field Goal |

## WEEK 2: JAGUARS 13, BROWNS 18 SEPTEMBER 15, 2024

| JAGUARS |       |       |      |          |        |       |     |     |     |     |        |            | BROWNS |       |       |      |           |        |       |     |     |     |     |        |            |
|---------|-------|-------|------|----------|--------|-------|-----|-----|-----|-----|--------|------------|--------|-------|-------|------|-----------|--------|-------|-----|-----|-----|-----|--------|------------|
| #       | RECD  | LOST  | POSS | OBTAINED | BEGAN  | PLAYS | YDS | PEN | NET | 1ST | ENDED  | GIVEN UP   | #      | RECD  | LOST  | POSS | OBTAINED  | BEGAN  | PLAYS | YDS | PEN | NET | 1ST | ENDED  | GIVEN UP   |
| 1       | 15:00 | 11:43 | 3:17 | Kickoff  | JAX 20 | 5     | 10  | 5   | 15  | 1   | JAX 35 | Punt       | 1      | 11:43 | 02:29 | 9:14 | Punt      | CLE 11 | 16    | 97  | -8  | 89  | 7   | JAX 1  | Touchdown  |
| 2       | 02:29 | 01:27 | 1:02 | Kickoff  | JAX 30 | 3     | 5   | 0   | 5   | 0   | JAX 35 | Punt       | 2      | 01:27 | 09:52 | 6:35 | Punt      | CLE 24 | 12    | 46  | -5  | 41  | 3   | JAX 35 | Field Goal |
| 3       | 09:52 | 04:44 | 5:08 | Kickoff  | JAX 30 | 11    | 66  | 0   | 66  | 3   | CLE 4  | Field Goal | 3      | 04:44 | 00:27 | 4:17 | Kickoff   | CLE 28 | 8     | 52  | 0   | 52  | 1   | JAX 20 | Field Goal |
| 4       | 00:27 | 00:00 | 0:27 | Kickoff  | JAX 30 | 1     | 0   | 0   | 0   | 0   | JAX 30 | End Half   | 4      | 15:00 | 14:16 | 0:44 | Kickoff   | CLE 30 | 3     | 6   | 0   | 6   | 0   | CLE 36 | Punt       |
| 5       | 14:16 | 12:36 | 1:40 | Punt     | JAX 20 | 3     | -7  | 0   | -7  | 0   | JAX 13 | Punt       | 5      | 12:36 | 10:20 | 2:16 | Punt      | JAX 49 | 6     | 12  | 11  | 23  | 2   | JAX 26 | Field Goal |
| 6       | 10:20 | 05:48 | 4:32 | Kickoff  | JAX 30 | 11    | 45  | 0   | 45  | 3   | CLE 25 | Missed FG  | 6      | 05:48 | 02:29 | 3:19 | Missed FG | CLE 33 | 5     | 8   | 0   | 8   | 1   | CLE 41 | Punt       |
| 7       | 02:29 | 01:11 | 1:18 | Punt     | JAX 28 | 3     | 72  | 0   | 72  | 2   | CLE 4  | Touchdown  | 7      | 01:11 | 14:14 | 1:57 | Kickoff   | CLE 30 | 3     | 3   | 0   | 3   | 0   | CLE 33 | Punt       |
| 8       | 14:14 | 07:32 | 6:42 | Punt     | JAX 10 | 13    | 73  | 10  | 83  | 6   | CLE 7  | Field Goal | 8      | 07:32 | 01:48 | 5:44 | Kickoff   | CLE 30 | 12    | 69  | -40 | 29  | 3   | JAX 41 | Punt       |
| 9       | 01:48 | 01:44 | 0:04 | Punt     | JAX 2  | 1     | -2  | 0   | -2  | 0   | JAX 2  | Safety     | 9      | 01:44 | 01:27 | 0:17 | Kickoff   | JAX 42 | 3     | 4   | 0   | 4   | 0   | JAX 38 | Punt       |
| 10      | 01:27 | 00:00 | 1:27 | Punt     | JAX 10 | 7     | 62  | -5  | 57  | 3   | CLE 33 | End Game   |        |       |       |      |           |        |       |     |     |     |     |        |            |

## WEEK 3: JAGUARS 10, BILLS 47 SEPTEMBER 23, 2024

| JAGUARS |       |       |      |          |        |       |     |     |     |     |        |              | BILLS |       |       |      |              |        |       |     |     |     |     |        |            |
|---------|-------|-------|------|----------|--------|-------|-----|-----|-----|-----|--------|--------------|-------|-------|-------|------|--------------|--------|-------|-----|-----|-----|-----|--------|------------|
| #       | RECD  | LOST  | POSS | OBTAINED | BEGAN  | PLAYS | YDS | PEN | NET | 1ST | ENDED  | GIVEN UP     | #     | RECD  | LOST  | POSS | OBTAINED     | BEGAN  | PLAYS | YDS | PEN | NET | 1ST | ENDED  | GIVEN UP   |
| 1       | 09:34 | 08:37 | 0:57 | Kickoff  | JAX 27 | 3     | 1   | 0   | 1   | 0   | JAX 28 | Punt         | 1     | 15:00 | 09:34 | 5:26 | Kickoff      | BUF 30 | 10    | 75  | -5  | 70  | 5   | JAX 6  | Touchdown  |
| 2       | 03:25 | 10:39 | 7:46 | Kickoff  | JAX 30 | 14    | 47  | 0   | 47  | 3   | BUF 23 | Field Goal   | 2     | 08:37 | 03:25 | 5:12 | Punt         | BUF 35 | 11    | 65  | 0   | 65  | 4   | JAX 6  | Touchdown  |
| 3       | 06:19 | 04:13 | 2:06 | Kickoff  | JAX 30 | 5     | 11  | 0   | 11  | 1   | JAX 41 | Interception | 3     | 10:39 | 06:19 | 4:20 | Kickoff      | BUF 32 | 8     | 68  | 0   | 68  | 4   | JAX 24 | Touchdown  |
| 4       | 02:04 | 01:12 | 0:52 | Kickoff  | JAX 30 | 5     | 3   | 0   | 3   | 1   | JAX 33 | Punt         | 4     | 04:13 | 02:04 | 2:09 | Interception | JAX 41 | 5     | 41  | 0   | 41  | 2   | JAX 27 | Touchdown  |
| 5       | 00:19 | 00:00 | 0:19 | Kickoff  | JAX 30 | 4     | 8   | 0   | 8   | 0   | JAX 38 | Downs        | 5     | 01:12 | 00:19 | 0:53 | Punt         | BUF 36 | 5     | 39  | 25  | 64  | 4   | JAX 16 | Touchdown  |
| 6       | 15:00 | 11:15 | 3:45 | Kickoff  | JAX 30 | 8     | 63  | 7   | 70  | 5   | BUF 6  | Touchdown    | 6     | 11:15 | 05:03 | 6:12 | Kickoff      | BUF 30 | 11    | 61  | 0   | 61  | 4   | JAX 9  | Field Goal |
| 7       | 05:03 | 14:09 | 5:54 | Kickoff  | JAX 30 | 13    | 53  | -10 | 43  | 4   | BUF 17 | Downs        | 7     | 14:09 | 11:55 | 2:14 | Downs        | BUF 27 | 3     | 7   | 0   | 7   | 0   | BUF 34 | Punt       |
| 8       | 11:55 | 09:58 | 1:57 | Punt     | JAX 32 | 4     | 0   | 0   | 0   | 0   | JAX 32 | Downs        | 8     | 09:58 | 07:45 | 2:13 | Downs        | JAX 32 | 4     | 12  | -5  | 7   | 0   | JAX 25 | Field Goal |
| 9       | 07:45 | 06:21 | 1:24 | Kickoff  | JAX 30 | 3     | -2  | 0   | -2  | 1   | JAX 45 | Fumble       | 9     | 06:21 | 04:04 | 2:17 | Fumble       | JAX 21 | 4     | 21  | 0   | 21  | 2   | JAX 3  | Touchdown  |
| 10      | 04:04 | 00:44 | 3:20 | Kickoff  | JAX 30 | 10    | 55  | 5   | 60  | 4   | BUF 10 | Downs        | 10    | 00:44 | 00:00 | 0:44 | Downs        | BUF 10 | 1     | -1  | 0   | -1  | 0   | BUF 10 | End Game   |

## WEEK 4: JAGUARS 20, TEXANS 24 SEPTEMBER 29, 2024

| JAGUARS |       |       |      |             |        |       |     |     |     |     |        |            | TEXANS |       |       |      |          |        |       |     |     |     |     |        |            |
|---------|-------|-------|------|-------------|--------|-------|-----|-----|-----|-----|--------|------------|--------|-------|-------|------|----------|--------|-------|-----|-----|-----|-----|--------|------------|
| #       | RECD  | LOST  | POSS | OBTAINED    | BEGAN  | PLAYS | YDS | PEN | NET | 1ST | ENDED  | GIVEN UP   | #      | RECD  | LOST  | POSS | OBTAINED | BEGAN  | PLAYS | YDS | PEN | NET | 1ST | ENDED  | GIVEN UP   |
| 1       | 15:00 | 12:48 | 2:12 | Kickoff     | JAX 30 | 5     | 15  | 0   | 15  | 1   | JAX 45 | Punt       | 1      | 12:44 | 07:23 | 5:21 | Kickoff  | HOU 30 | 9     | 70  | 0   | 70  | 4   | JAX 6  | Touchdown  |
| 2       | 12:48 | 12:44 | 0:04 | Muffed Punt | HOU 2  | 1     | 2   | 0   | 2   | 1   | HOU 2  | Touchdown  | 2      | 02:41 | 00:18 | 2:23 | Kickoff  | HOU 30 | 4     | 28  | 0   | 28  | 1   | JAX 42 | Punt       |
| 3       | 07:23 | 02:41 | 4:42 | Kickoff     | JAX 23 | 9     | 59  | -5  | 54  | 3   | HOU 23 | Field Goal | 3      | 14:46 | 07:19 | 7:27 | Punt     | HOU 26 | 12    | 79  | -5  | 74  | 6   | JAX 3  | Touchdown  |
| 4       | 00:18 | 14:46 | 0:32 | Punt        | JAX 10 | 3     | 6   | 0   | 6   | 0   | JAX 16 | Punt       | 4      | 03:49 | 00:03 | 3:46 | Kickoff  | HOU 30 | 11    | 84  | -25 | 59  | 3   | JAX 11 | Field Goal |
| 5       | 07:19 | 03:49 | 3:30 | Kickoff     | JAX 27 | 7     | 39  | 0   | 39  | 2   | HOU 34 | Field Goal | 5      | 15:00 | 14:01 | 0:59 | Kickoff  | HOU 30 | 3     | 4   | 0   | 4   | 0   | HOU 34 | Punt       |
| 6       | 00:03 | 00:00 | 0:03 | Kickoff     | JAX 30 | 1     | -1  | 0   | -1  | 0   | JAX 30 | End Half   | 6      | 11:08 | 10:16 | 0:52 | Punt     | HOU 30 | 3     | 3   | 0   | 3   | 0   | HOU 33 | Punt       |
| 7       | 14:01 | 11:08 | 2:53 | Punt        | JAX 16 | 7     | 26  | -10 | 16  | 2   | JAX 32 | Punt       | 7      | 06:16 | 04:32 | 1:44 | Kickoff  | HOU 30 | 4     | 17  | 0   | 17  | 1   | HOU 47 | Punt       |
| 8       | 10:16 | 06:16 | 4:00 | Punt        | JAX 26 | 7     | 74  | 0   | 74  | 4   | HOU 8  | Touchdown  | 8      | 14:57 | 08:31 | 6:26 | Downs    | HOU 1  | 9     | 68  | -25 | 43  | 4   | HOU 44 | Punt       |
| 9       | 04:32 | 14:57 | 4:35 | Punt        | JAX 12 | 9     | 87  | 0   | 87  | 2   | HOU 1  | Downs      | 9      | 05:34 | 03:51 | 1:43 | Punt     | HOU 14 | 5     | 18  | -10 | 8   | 1   | HOU 22 | Punt       |
| 10      | 08:31 | 05:34 | 2:57 | Punt        | JAX 9  | 6     | 14  | 5   | 19  | 2   | JAX 28 | Punt       | 10     | 02:54 | 00:18 | 2:36 | Punt     | HOU 31 | 9     | 64  | 5   | 69  | 6   | JAX 1  | Touchdown  |
| 11      | 03:51 | 02:54 | 0:57 | Punt        | JAX 28 | 3     | 1   | 0   | 1   | 0   | JAX 29 | Punt       |        |       |       |      |          |        |       |     |     |     |     |        |            |
| 12      | 00:18 | 00:00 | 0:18 | Kickoff     | JAX 10 | 2     | -9  | 0   | -9  | 0   | JAX 10 | End Game   |        |       |       |      |          |        |       |     |     |     |     |        |            |



# 2024 DRIVE CHARTS

## WEEK 5: JAGUARS 37, COLTS 34

OCTOBER 6, 2024

| JAGUARS |       |       |      |          |        |       |     |     |     |     |        |              | COLTS |       |       |      |              |        |       |     |     |     |     |        |            |
|---------|-------|-------|------|----------|--------|-------|-----|-----|-----|-----|--------|--------------|-------|-------|-------|------|--------------|--------|-------|-----|-----|-----|-----|--------|------------|
| #       | RECD  | LOST  | POSS | OBTAINED | BEGAN  | PLAYS | YDS | PEN | NET | 1ST | ENDED  | GIVEN UP     | #     | RECD  | LOST  | POSS | OBTAINED     | BEGAN  | PLAYS | YDS | PEN | NET | 1ST | ENDED  | GIVEN UP   |
| 1       | 08:49 | 03:37 | 5:12 | Kickoff  | JAX 30 | 9     | 44  | 0   | 44  | 3   | IND 26 | Downs        | 1     | 15:00 | 08:49 | 6:11 | Kickoff      | IND 29 | 12    | 86  | -15 | 71  | 6   | JAX 1  | Touchdown  |
| 2       | 01:43 | 08:57 | 7:46 | Punt     | JAX 11 | 14    | 84  | 0   | 84  | 5   | IND 5  | Field Goal   | 2     | 03:37 | 01:43 | 1:54 | Downs        | IND 26 | 4     | 22  | 0   | 22  | 1   | IND 48 | Punt       |
| 3       | 07:12 | 07:02 | 0:10 | Punt     | JAX 15 | 1     | 85  | 0   | 85  | 1   | JAX 15 | Touchdown    | 3     | 08:57 | 07:12 | 1:45 | Kickoff      | IND 30 | 3     | 9   | -4  | 5   | 0   | IND 35 | Punt       |
| 4       | 01:44 | 00:27 | 1:17 | Kickoff  | JAX 30 | 6     | 36  | 0   | 36  | 1   | JAX 45 | Fumble       | 4     | 07:02 | 01:44 | 5:18 | Kickoff      | IND 30 | 12    | 58  | 0   | 58  | 3   | JAX 12 | Field Goal |
| 5       | 00:06 | 00:04 | 0:02 | Fumble   | IND 12 | 1     | 0   | 0   | 0   | 0   | IND 12 | Field Goal   | 5     | 00:27 | 00:06 | 0:21 | Fumble       | IND 34 | 3     | 1   | 0   | 1   | 1   | IND 46 | Fumble     |
| 6       | 15:00 | 11:37 | 3:23 | Kickoff  | JAX 30 | 5     | 20  | 0   | 20  | 1   |        | Punt         | 6     | 00:04 | 00:00 | 0:04 | Kickoff      | IND 30 | 1     | -1  | 0   | -1  | 0   | IND 30 | End Half   |
| 7       | 10:22 | 09:03 | 1:19 | Punt     | JAX 44 | 3     | 15  | 0   | 15  | 1   | IND 41 | Interception | 7     | 11:37 | 10:22 | 1:15 | Punt         | IND 6  | 3     | 6   | 5   | 11  | 1   | IND 17 | Punt       |
| 8       | 07:21 | 07:13 | 0:08 | Punt     | IND 19 | 1     | 19  | 0   | 19  | 1   | IND 19 | Touchdown    | 8     | 09:03 | 07:21 | 1:42 | Interception | IND 2  | 3     | 5   | 0   | 5   | 0   | IND 7  | Punt       |
| 9       | 14:54 | 09:59 | 4:55 | Kickoff  | JAX 30 | 7     | 85  | -15 | 70  | 3   | IND 4  | Touchdown    | 9     | 07:13 | 14:54 | 7:19 | Kickoff      | IND 30 | 15    | 75  | -5  | 70  | 6   | JAX 18 | Touchdown  |
| 10      | 06:00 | 05:09 | 0:51 | Kickoff  | JAX 30 | 2     | 70  | 0   | 70  | 1   | JAX 35 | Touchdown    | 10    | 09:59 | 06:00 | 3:59 | Kickoff      | IND 30 | 8     | 51  | 0   | 51  | 2   | JAX 19 | Field Goal |
| 11      | 04:27 | 03:25 | 1:02 | Kickoff  | JAX 30 | 3     | 0   | 0   | 0   | 0   | JAX 30 | Punt         | 11    | 05:09 | 04:27 | 0:42 | Kickoff      | IND 30 | 3     | 70  | 0   | 70  | 3   | JAX 1  | Touchdown  |
| 12      | 02:40 | 00:17 | 2:23 | Kickoff  | JAX 30 | 8     | 39  | 0   | 39  | 3   | IND 31 | Field Goal   | 12    | 03:25 | 02:40 | 0:45 | Punt         | IND 23 | 2     | 82  | -5  | 77  | 2   | IND 35 | Touchdown  |
|         |       |       |      |          |        |       |     |     |     |     |        |              | 13    | 00:17 | 00:00 | 0:17 | Kickoff      | IND 30 | 2     | -17 | 0   | -17 | 0   | IND 30 | End Game   |

## WEEK 6: JAGUARS 16, BEARS 35

OCTOBER 13, 2024

| JAGUARS |       |       |      |              |        |       |     |     |     |     |        |              | BEARS |       |       |      |              |        |       |     |     |     |     |        |              |
|---------|-------|-------|------|--------------|--------|-------|-----|-----|-----|-----|--------|--------------|-------|-------|-------|------|--------------|--------|-------|-----|-----|-----|-----|--------|--------------|
| #       | RECD  | LOST  | POSS | OBTAINED     | BEGAN  | PLAYS | YDS | PEN | NET | 1ST | ENDED  | GIVEN UP     | #     | RECD  | LOST  | POSS | OBTAINED     | BEGAN  | PLAYS | YDS | PEN | NET | 1ST | ENDED  | GIVEN UP     |
| 1       | 12:49 | 04:37 | 8:12 | Punt         | JAX 21 | 14    | 76  | -9  | 67  | 5   | CHI 12 | Field Goal   | 1     | 15:00 | 12:49 | 2:11 | Kickoff      | CHI 25 | 3     | 4   | 0   | 4   | 0   | CHI 29 | Punt         |
| 2       | 03:04 | 14:53 | 3:11 | Punt         | JAX 21 | 5     | 22  | -5  | 17  | 1   | JAX 38 | Punt         | 2     | 04:37 | 03:04 | 1:33 | Kickoff      | CHI 30 | 3     | 3   | 0   | 3   | 0   | CHI 33 | Punt         |
| 3       | 11:07 | 09:26 | 1:41 | Kickoff      | JAX 43 | 3     | 6   | 0   | 6   | 0   | JAX 49 | Punt         | 3     | 14:53 | 11:07 | 3:46 | Punt         | CHI 19 | 7     | 77  | 4   | 81  | 5   | JAX 31 | Touchdown    |
| 4       | 05:10 | 03:08 | 2:02 | Interception | JAX 29 | 3     | 8   | 0   | 8   | 0   | JAX 37 | Punt         | 4     | 09:26 | 05:10 | 4:16 | Punt         | CHI 5  | 8     | 54  | 0   | 54  | 2   | JAX 41 | Interception |
| 5       | 00:13 | 00:00 | 0:13 | Kickoff      | JAX 27 | 1     | -1  | 0   | -1  | 0   | JAX 27 | End Half     | 5     | 03:08 | 00:13 | 2:55 | Punt         | CHI 15 | 10    | 85  | 0   | 85  | 6   | JAX 2  | Touchdown    |
| 6       | 15:00 | 14:40 | 0:20 | Kickoff      | JAX 34 | 1     | 24  | 0   | 24  | 0   | JAX 34 | Fumble       | 6     | 14:40 | 11:22 | 3:18 | Fumble       | JAX 41 | 7     | 46  | -5  | 41  | 3   | JAX 9  | Touchdown    |
| 7       | 11:22 | 06:02 | 5:20 | Kickoff      | JAX 30 | 11    | 80  | -10 | 70  | 5   | CHI 21 | Touchdown    | 7     | 06:02 | 14:56 | 6:06 | Kickoff      | CHI 30 | 10    | 55  | 15  | 70  | 6   | JAX 3  | Touchdown    |
| 8       | 14:56 | 13:35 | 1:21 | Kickoff      | JAX 35 | 3     | -3  | 0   | -3  | 0   | JAX 32 | Interception | 8     | 13:35 | 12:29 | 1:06 | Interception | JAX 36 | 3     | 36  | 0   | 36  | 2   | JAX 1  | Touchdown    |
| 9       | 12:29 | 06:58 | 5:31 | Kickoff      | JAX 30 | 17    | 70  | 0   | 70  | 6   | CHI 5  | Touchdown    | 9     | 06:58 | 03:21 | 3:37 | Kickoff      | JAX 44 | 8     | 19  | 0   | 19  | 1   | JAX 25 | Missed FG    |
| 10      | 03:21 | 01:52 | 1:29 | Missed FG    | JAX 33 | 3     | -4  | 0   | -4  | 0   | JAX 29 | Punt         | 10    | 01:52 | 00:00 | 1:52 | Punt         | CHI 15 | 3     | -3  | 0   | -3  | 0   | CHI 13 | End Game     |



# 2024 INDIVIDUAL GAME-BY-GAME STATS: RUSHING

| RUSHING:                                    |                 | TANK BIGSBY |            |            |            |          | TRAVIS ETIENNE JR. |            |            |           |          | TREVOR LAWRENCE |           |            |           |          |
|---|-----------------|-------------|------------|------------|------------|----------|--------------------|------------|------------|-----------|----------|-----------------|-----------|------------|-----------|----------|
| DATE  | OPP.            | NO.         | YDS        | AVG        | LG         | TD       | NO.                | YDS        | AVG        | LG        | TD       | NO.             | YDS       | AVG        | LG        | TD       |
| 09/08                                       | at Miami        | 12          | 73         | 6.1        | 26         | 0        | 12                 | 44         | 3.7        | 11        | 1        | 1               | 8         | 8.0        | 8         | 0        |
| 09/15                                       | Cleveland       | 0           | 0          | 0.0        | --         | 0        | 13                 | 52         | 4.0        | 20        | 1        | 2               | 45        | 22.5       | 33        | 0        |
| 09/23                                       | at Buffalo      | 2           | 9          | 4.5        | 7          | 0        | 11                 | 68         | 6.2        | 22        | 0        | 2               | 3         | 1.5        | 2         | 0        |
| 09/29                                       | at Houston      | 7           | 90         | 12.9       | 58         | 0        | 11                 | 50         | 4.5        | 13        | 0        | 3               | 5         | 1.7        | 6         | 0        |
| 10/06                                       | Indianapolis    | 13          | 101        | 7.8        | 65t        | 2        | 6                  | 17         | 2.8        | 4         | 0        | 2               | 4         | 2.0        | 2         | 0        |
| 10/13                                       | at Chicago      | 7           | 24         | 3.4        | 8          | 0        | 3                  | -1         | -0.3       | 1         | 0        | 4               | 17        | 4.3        | 10        | 0        |
| Sunday, Oct. 20   2:30 p.m. BST New England |                 |             |            |            |            |          |                    |            |            |           |          |                 |           |            |           |          |
| 10/27                                       | Green Bay       |             |            |            |            |          |                    |            |            |           |          |                 |           |            |           |          |
| 11/03                                       | at Philadelphia |             |            |            |            |          |                    |            |            |           |          |                 |           |            |           |          |
| 11/10                                       | Minnesota       |             |            |            |            |          |                    |            |            |           |          |                 |           |            |           |          |
| 11/17                                       | at Detroit      |             |            |            |            |          |                    |            |            |           |          |                 |           |            |           |          |
| 12/01                                       | Houston         |             |            |            |            |          |                    |            |            |           |          |                 |           |            |           |          |
| 12/08                                       | at Tennessee    |             |            |            |            |          |                    |            |            |           |          |                 |           |            |           |          |
| 12/15                                       | N.Y. Jets       |             |            |            |            |          |                    |            |            |           |          |                 |           |            |           |          |
| 12/22                                       | at Las Vegas    |             |            |            |            |          |                    |            |            |           |          |                 |           |            |           |          |
| 12/29                                       | Tennessee       |             |            |            |            |          |                    |            |            |           |          |                 |           |            |           |          |
| 01/05                                       | at Indianapolis |             |            |            |            |          |                    |            |            |           |          |                 |           |            |           |          |
| <b>TOTALS</b>                               |                 | <b>41</b>   | <b>297</b> | <b>7.2</b> | <b>65T</b> | <b>2</b> | <b>56</b>          | <b>230</b> | <b>4.1</b> | <b>22</b> | <b>2</b> | <b>14</b>       | <b>82</b> | <b>5.9</b> | <b>33</b> | <b>0</b> |

| RUSHING:                                    |                 | D'ERNEST JOHNSON |           |            |           |          | BRIAN THOMAS JR. |           |             |           |          | DEVIN DUVERNAY         |           |            |          |          |
|---|-----------------|------------------|-----------|------------|-----------|----------|------------------|-----------|-------------|-----------|----------|------------------------|-----------|------------|----------|----------|
| DATE  | OPP.            | NO.              | YDS       | AVG        | LG        | TD       | NO.              | YDS       | AVG         | LG        | TD       | NO.                    | YDS       | AVG        | LG       | TD       |
| 09/08                                       | at Miami        | 0                | 0         | 0.0        | --        | 0        | 0                | 0         | 0.0         | --        | 0        | 1                      | 3         | 3.0        | 3        | 0        |
| 09/15                                       | Cleveland       | 5                | 26        | 5.2        | 9         | 0        | 0                | 0         | 0.0         | --        | 0        | 1                      | 4         | 4.0        | 4        | 0        |
| 09/23                                       | at Buffalo      | 2                | 12        | 6.0        | 11        | 0        | 0                | 0         | 0.0         | --        | 0        | 0                      | 0         | 0.0        | --       | 0        |
| 09/29                                       | at Houston      | 2                | 0         | 0.0        | 1         | 0        | 1                | 13        | 13.0        | 13        | 0        | 0                      | 0         | 0.0        | --       | 0        |
| 10/06                                       | Indianapolis    | 1                | 1         | 1.0        | 1         | 0        | 0                | 0         | 0.0         | --        | 0        | 1                      | 3         | 3.0        | 3        | 0        |
| 10/13                                       | at Chicago      | 6                | 28        | 4.7        | 13        | 0        | 0                | 0         | 0.0         | --        | 0        | <i>INJURED RESERVE</i> |           |            |          |          |
| Sunday, Oct. 20   2:30 p.m. BST New England |                 |                  |           |            |           |          |                  |           |             |           |          |                        |           |            |          |          |
| 10/27                                       | Green Bay       |                  |           |            |           |          |                  |           |             |           |          |                        |           |            |          |          |
| 11/03                                       | at Philadelphia |                  |           |            |           |          |                  |           |             |           |          |                        |           |            |          |          |
| 11/10                                       | Minnesota       |                  |           |            |           |          |                  |           |             |           |          |                        |           |            |          |          |
| 11/17                                       | at Detroit      |                  |           |            |           |          |                  |           |             |           |          |                        |           |            |          |          |
| 12/01                                       | Houston         |                  |           |            |           |          |                  |           |             |           |          |                        |           |            |          |          |
| 12/08                                       | at Tennessee    |                  |           |            |           |          |                  |           |             |           |          |                        |           |            |          |          |
| 12/15                                       | N.Y. Jets       |                  |           |            |           |          |                  |           |             |           |          |                        |           |            |          |          |
| 12/22                                       | at Las Vegas    |                  |           |            |           |          |                  |           |             |           |          |                        |           |            |          |          |
| 12/29                                       | Tennessee       |                  |           |            |           |          |                  |           |             |           |          |                        |           |            |          |          |
| 01/05                                       | at Indianapolis |                  |           |            |           |          |                  |           |             |           |          |                        |           |            |          |          |
| <b>TOTALS</b>                               |                 | <b>16</b>        | <b>67</b> | <b>4.2</b> | <b>13</b> | <b>0</b> | <b>1</b>         | <b>13</b> | <b>13.0</b> | <b>13</b> | <b>0</b> | <b>3</b>               | <b>10</b> | <b>3.3</b> | <b>4</b> | <b>0</b> |



# 2024 INDIVIDUAL GAME-BY-GAME STATS: RECEIVING

| RECEIVING:                                  |                 | BRIAN THOMAS JR. |            |             |            |          | CHRISTIAN KIRK |            |             |           |          | GABE DAVIS |            |             |           |          |
|---|-----------------|------------------|------------|-------------|------------|----------|----------------|------------|-------------|-----------|----------|------------|------------|-------------|-----------|----------|
| DATE  | OPP.            | NO.              | YDS        | AVG         | LG         | TD       | NO.            | YDS        | AVG         | LG        | TD       | NO.        | YDS        | AVG         | LG        | TD       |
| 09/08                                       | at Miami        | 4                | 47         | 11.8        | 18         | 1        | 1              | 30         | 30.0        | 30        | 0        | 3          | 62         | 20.7        | 22        | 0        |
| 09/15                                       | Cleveland       | 2                | 94         | 47.0        | 66         | 0        | 1              | -1         | -1.0        | -1        | 0        | 3          | 43         | 14.3        | 22        | 0        |
| 09/23                                       | at Buffalo      | 5                | 48         | 9.6         | 16         | 0        | 8              | 79         | 9.9         | 24        | 0        | 2          | 18         | 9.0         | 13        | 0        |
| 09/29                                       | at Houston      | 6                | 86         | 14.3        | 32         | 1        | 7              | 61         | 8.7         | 20        | 1        | 1          | -2         | -2.0        | 5         | 0        |
| 10/06                                       | Indianapolis    | 5                | 122        | 24.4        | 85t        | 1        | 4              | 88         | 22.0        | 61        | 0        | 3          | 38         | 12.7        | 21        | 0        |
| 10/13                                       | at Chicago      | 3                | 27         | 9.0         | 13         | 0        | 3              | 39         | 13.0        | 15        | 0        | 5          | 45         | 9.0         | 21t       | 2        |
| Sunday, Oct. 20   2:30 p.m. BST New England |                 |                  |            |             |            |          |                |            |             |           |          |            |            |             |           |          |
| 10/27                                       | Green Bay       |                  |            |             |            |          |                |            |             |           |          |            |            |             |           |          |
| 11/03                                       | at Philadelphia |                  |            |             |            |          |                |            |             |           |          |            |            |             |           |          |
| 11/10                                       | Minnesota       |                  |            |             |            |          |                |            |             |           |          |            |            |             |           |          |
| 11/17                                       | at Detroit      |                  |            |             |            |          |                |            |             |           |          |            |            |             |           |          |
| 12/01                                       | Houston         |                  |            |             |            |          |                |            |             |           |          |            |            |             |           |          |
| 12/08                                       | at Tennessee    |                  |            |             |            |          |                |            |             |           |          |            |            |             |           |          |
| 12/15                                       | N.Y. Jets       |                  |            |             |            |          |                |            |             |           |          |            |            |             |           |          |
| 12/22                                       | at Las Vegas    |                  |            |             |            |          |                |            |             |           |          |            |            |             |           |          |
| 12/29                                       | Tennessee       |                  |            |             |            |          |                |            |             |           |          |            |            |             |           |          |
| 01/05                                       | at Indianapolis |                  |            |             |            |          |                |            |             |           |          |            |            |             |           |          |
| <b>TOTALS</b>                               |                 | <b>25</b>        | <b>424</b> | <b>17.0</b> | <b>85T</b> | <b>3</b> | <b>24</b>      | <b>296</b> | <b>12.3</b> | <b>61</b> | <b>1</b> | <b>17</b>  | <b>204</b> | <b>12.0</b> | <b>22</b> | <b>2</b> |

| RECEIVING:                                  |                 | BRENTON STRANGE |            |             |           |          | EVAN ENGRAM                      |            |            |           |          | TRAVIS ETIENNE JR. |           |            |           |          |
|---|-----------------|-----------------|------------|-------------|-----------|----------|----------------------------------|------------|------------|-----------|----------|--------------------|-----------|------------|-----------|----------|
| DATE  | OPP.            | NO.             | YDS        | AVG         | LG        | TD       | NO.                              | YDS        | AVG        | LG        | TD       | NO.                | YDS       | AVG        | LG        | TD       |
| 09/08                                       | at Miami        | 0               | 0          | 0.0         | --        | 0        | 1                                | 5          | 5.0        | 5         | 0        | 2                  | 15        | 7.5        | 12        | 0        |
| 09/15                                       | Cleveland       | 3               | 65         | 21.7        | 30        | 0        | <i>DID NOT PLAY (NON-INJURY)</i> |            |            |           |          | 3                  | 6         | 2.0        | 8         | 0        |
| 09/23                                       | at Buffalo      | 2               | 12         | 6.0         | 6t        | 1        | <i>ON INACTIVE LIST</i>          |            |            |           |          | 4                  | 17        | 4.3        | 8         | 0        |
| 09/29                                       | at Houston      | 3               | 19         | 6.3         | 11        | 0        | <i>ON INACTIVE LIST</i>          |            |            |           |          | 1                  | 10        | 10.0       | 10        | 0        |
| 10/06                                       | Indianapolis    | 4               | 24         | 6.0         | 12        | 1        | <i>ON INACTIVE LIST</i>          |            |            |           |          | 6                  | 43        | 7.2        | 14        | 0        |
| 10/13                                       | at Chicago      | 1               | 11         | 11.0        | 11        | 0        | 10                               | 102        | 10.2       | 24        | 0        | 0                  | 0         | 0.0        | --        | 0        |
| Sunday, Oct. 20   2:30 p.m. BST New England |                 |                 |            |             |           |          |                                  |            |            |           |          |                    |           |            |           |          |
| 10/27                                       | Green Bay       |                 |            |             |           |          |                                  |            |            |           |          |                    |           |            |           |          |
| 11/03                                       | at Philadelphia |                 |            |             |           |          |                                  |            |            |           |          |                    |           |            |           |          |
| 11/10                                       | Minnesota       |                 |            |             |           |          |                                  |            |            |           |          |                    |           |            |           |          |
| 11/17                                       | at Detroit      |                 |            |             |           |          |                                  |            |            |           |          |                    |           |            |           |          |
| 12/01                                       | Houston         |                 |            |             |           |          |                                  |            |            |           |          |                    |           |            |           |          |
| 12/08                                       | at Tennessee    |                 |            |             |           |          |                                  |            |            |           |          |                    |           |            |           |          |
| 12/15                                       | N.Y. Jets       |                 |            |             |           |          |                                  |            |            |           |          |                    |           |            |           |          |
| 12/22                                       | at Las Vegas    |                 |            |             |           |          |                                  |            |            |           |          |                    |           |            |           |          |
| 12/29                                       | Tennessee       |                 |            |             |           |          |                                  |            |            |           |          |                    |           |            |           |          |
| 01/05                                       | at Indianapolis |                 |            |             |           |          |                                  |            |            |           |          |                    |           |            |           |          |
| <b>TOTALS</b>                               |                 | <b>13</b>       | <b>131</b> | <b>10.1</b> | <b>30</b> | <b>2</b> | <b>11</b>                        | <b>107</b> | <b>9.7</b> | <b>24</b> | <b>0</b> | <b>16</b>          | <b>91</b> | <b>5.7</b> | <b>14</b> | <b>0</b> |

| RECEIVING:                                  |                 | LUKE FARRELL |           |            |           |          | TANK BIGSBY |           |             |           |          | D'ERNEST JOHNSON |           |            |           |          |
|---|-----------------|--------------|-----------|------------|-----------|----------|-------------|-----------|-------------|-----------|----------|------------------|-----------|------------|-----------|----------|
| DATE  | OPP.            | NO.          | YDS       | AVG        | LG        | TD       | NO.         | YDS       | AVG         | LG        | TD       | NO.              | YDS       | AVG        | LG        | TD       |
| 09/08                                       | at Miami        | 0            | 0         | 0.0        | --        | 0        | 0           | 0         | 0.0         | --        | 0        | 0                | 0         | 0.0        | --        | 0        |
| 09/15                                       | Cleveland       | 2            | 13        | 6.5        | 7         | 0        | 0           | 0         | 0.0         | --        | 0        | 0                | 0         | 0.0        | --        | 0        |
| 09/23                                       | at Buffalo      | 1            | 1         | 1.0        | 1         | 0        | 0           | 0         | 0.0         | --        | 0        | 0                | 0         | 0.0        | --        | 0        |
| 09/29                                       | at Houston      | 0            | 0         | 0.0        | --        | 0        | 0           | 0         | 0.0         | --        | 0        | 0                | 0         | 0.0        | --        | 0        |
| 10/06                                       | Indianapolis    | 2            | 17        | 8.5        | 11        | 0        | 1           | 28        | 28.0        | 28        | 0        | 2                | 9         | 4.5        | 9         | 0        |
| 10/13                                       | at Chicago      | 0            | 0         | 0.0        | --        | 0        | 0           | 0         | 0.0         | --        | 0        | 2                | 16        | 8.0        | 14        | 0        |
| Sunday, Oct. 20   2:30 p.m. BST New England |                 |              |           |            |           |          |             |           |             |           |          |                  |           |            |           |          |
| 10/27                                       | Green Bay       |              |           |            |           |          |             |           |             |           |          |                  |           |            |           |          |
| 11/03                                       | at Philadelphia |              |           |            |           |          |             |           |             |           |          |                  |           |            |           |          |
| 11/10                                       | Minnesota       |              |           |            |           |          |             |           |             |           |          |                  |           |            |           |          |
| 11/17                                       | at Detroit      |              |           |            |           |          |             |           |             |           |          |                  |           |            |           |          |
| 12/01                                       | Houston         |              |           |            |           |          |             |           |             |           |          |                  |           |            |           |          |
| 12/08                                       | at Tennessee    |              |           |            |           |          |             |           |             |           |          |                  |           |            |           |          |
| 12/15                                       | N.Y. Jets       |              |           |            |           |          |             |           |             |           |          |                  |           |            |           |          |
| 12/22                                       | at Las Vegas    |              |           |            |           |          |             |           |             |           |          |                  |           |            |           |          |
| 12/29                                       | Tennessee       |              |           |            |           |          |             |           |             |           |          |                  |           |            |           |          |
| 01/05                                       | at Indianapolis |              |           |            |           |          |             |           |             |           |          |                  |           |            |           |          |
| <b>TOTALS</b>                               |                 | <b>5</b>     | <b>31</b> | <b>6.2</b> | <b>11</b> | <b>0</b> | <b>1</b>    | <b>28</b> | <b>28.0</b> | <b>28</b> | <b>0</b> | <b>4</b>         | <b>25</b> | <b>6.3</b> | <b>14</b> | <b>0</b> |



# 2024 INDIVIDUAL GAME-BY-GAME STATS: RECEIVING

| RECEIVING:                      |                 | PARKER WASHINGTON |           |            |           |          | JOSIAH DEGUARA |          |            |          |          | DEVIN DUVERNAY |           |             |           |          |
|---------------------------------|-----------------|-------------------|-----------|------------|-----------|----------|----------------|----------|------------|----------|----------|----------------|-----------|-------------|-----------|----------|
| DATE                            | OPP.            | NO.               | YDS       | AVG        | LG        | TD       | NO.            | YDS      | AVG        | LG       | TD       | NO.            | YDS       | AVG         | LG        | TD       |
| 09/08                           | at Miami        | 1                 | 3         | 3.0        | 3         | 0        |                |          |            |          |          | 0              | 0         | 0.0         | --        | 0        |
| 09/15                           | Cleveland       | 0                 | 0         | 0.0        | --        | 0        |                |          |            |          |          | 0              | 0         | 0.0         | --        | 0        |
| 09/23                           | at Buffalo      | 2                 | 18        | 9.0        | 12        | 0        |                |          |            |          |          | 1              | -1        | -1.0        | -1        | 0        |
| 09/29                           | at Houston      | 0                 | 0         | 0.0        | --        | 0        | 0              | 0        | 0.0        | --       | 0        | 0              | 0         | 0.0         | --        | 0        |
| 10/06                           | Indianapolis    | 0                 | 0         | 0.0        | --        | 0        | 1              | 2        | 2.0        | 2        | 0        | 0              | 0         | 0.0         | --        | 0        |
| 10/13                           | at Chicago      | 0                 | 0         | 0.0        | --        | 0        | 0              | 0        | 0.0        | --       | 0        |                |           |             |           |          |
| Sunday, Oct. 20   2:30 p.m. BST | New England     |                   |           |            |           |          |                |          |            |          |          |                |           |             |           |          |
| 10/27                           | Green Bay       |                   |           |            |           |          |                |          |            |          |          |                |           |             |           |          |
| 11/03                           | at Philadelphia |                   |           |            |           |          |                |          |            |          |          |                |           |             |           |          |
| 11/10                           | Minnesota       |                   |           |            |           |          |                |          |            |          |          |                |           |             |           |          |
| 11/17                           | at Detroit      |                   |           |            |           |          |                |          |            |          |          |                |           |             |           |          |
| 12/01                           | Houston         |                   |           |            |           |          |                |          |            |          |          |                |           |             |           |          |
| 12/08                           | at Tennessee    |                   |           |            |           |          |                |          |            |          |          |                |           |             |           |          |
| 12/15                           | N.Y. Jets       |                   |           |            |           |          |                |          |            |          |          |                |           |             |           |          |
| 12/22                           | at Las Vegas    |                   |           |            |           |          |                |          |            |          |          |                |           |             |           |          |
| 12/29                           | Tennessee       |                   |           |            |           |          |                |          |            |          |          |                |           |             |           |          |
| 01/05                           | at Indianapolis |                   |           |            |           |          |                |          |            |          |          |                |           |             |           |          |
| <b>TOTALS</b>                   |                 | <b>3</b>          | <b>21</b> | <b>7.0</b> | <b>12</b> | <b>0</b> | <b>1</b>       | <b>2</b> | <b>2.0</b> | <b>2</b> | <b>0</b> | <b>1</b>       | <b>-1</b> | <b>-1.0</b> | <b>-1</b> | <b>0</b> |

| RECEIVING:                      |                 | TREVOR LAWRENCE |           |            |           |          |
|---------------------------------|-----------------|-----------------|-----------|------------|-----------|----------|
| DATE                            | OPP.            | NO.             | YDS       | AVG        | LG        | TD       |
| 09/08                           | at Miami        | 0               | 0         | 0.0        | --        | 0        |
| 09/15                           | Cleveland       | 0               | 0         | 0.0        | --        | 0        |
| 09/23                           | at Buffalo      | 0               | 0         | 0.0        | --        | 0        |
| 09/29                           | at Houston      | 0               | -5        | 0.0        | -5        | 0        |
| 10/06                           | Indianapolis    | 0               | 0         | 0.0        | --        | 0        |
| 10/13                           | at Chicago      | 0               | 0         | 0.0        | --        | 0        |
| Sunday, Oct. 20   2:30 p.m. BST | New England     |                 |           |            |           |          |
| 10/27                           | Green Bay       |                 |           |            |           |          |
| 11/03                           | at Philadelphia |                 |           |            |           |          |
| 11/10                           | Minnesota       |                 |           |            |           |          |
| 11/17                           | at Detroit      |                 |           |            |           |          |
| 12/01                           | Houston         |                 |           |            |           |          |
| 12/08                           | at Tennessee    |                 |           |            |           |          |
| 12/15                           | N.Y. Jets       |                 |           |            |           |          |
| 12/22                           | at Las Vegas    |                 |           |            |           |          |
| 12/29                           | Tennessee       |                 |           |            |           |          |
| 01/05                           | at Indianapolis |                 |           |            |           |          |
| <b>TOTALS</b>                   |                 | <b>0</b>        | <b>-5</b> | <b>0.0</b> | <b>-5</b> | <b>0</b> |



# 2024 INDIVIDUAL GAME-BY-GAME STATS: DEFENSIVE

| DATE  | OPP.            | MONTARIC BROWN |           |           |          |          |            |            |          |          |          |          |          |           | ANTONIO JOHNSON |           |          |          |            |            |          |          |          |          |           |          |           | RONALD DARBY |          |            |            |          |          |          |          |          |          |   |   |  |
|---|-----------------|----------------|-----------|-----------|----------|----------|------------|------------|----------|----------|----------|----------|----------|-----------|-----------------|-----------|----------|----------|------------|------------|----------|----------|----------|----------|-----------|----------|-----------|--------------|----------|------------|------------|----------|----------|----------|----------|----------|----------|---|---|--|
|   |                 | S              | A         | TK        | TFL      | TFLY     | SK         | SKY        | INT      | FR       | FF       | PR       | PD       | S         | A               | TK        | TFL      | TFLY     | SK         | SKY        | INT      | FR       | FF       | PR       | PD        | S        | A         | TK           | TFL      | TFLY       | SK         | SKY      | INT      | FR       | FF       | PR       | PD       |   |   |  |
| 09/08                                       | at Miami        | 2              | 1         | 3         | 0        | 0        | 0.0        | 0.0        | 0        | 0        | 0        | 0        | 0        | 0         | 5               | 4         | 9        | 1        | 1          | 0.0        | 0.0      | 0        | 0        | 0        | 0         | 0        | 5         | 2            | 7        | 1          | 3          | 0.0      | 0.0      | 0        | 0        | 0        | 0        | 0 | 1 |  |
| 09/15                                       | Cleveland       | 11             | 0         | 11        | 2        | 3        | 0.0        | 0.0        | 0        | 0        | 0        | 0        | 0        | 0         | 5               | 0         | 5        | 0        | 0          | 0.0        | 0.0      | 0        | 0        | 0        | 0         | 0        | 1         | 0            | 1        | 1          | 1          | 0.0      | 0.0      | 0        | 0        | 0        | 0        | 0 | 1 |  |
| 09/23                                       | at Buffalo      | 4              | 3         | 7         | 0        | 0        | 0.0        | 0.0        | 0        | 0        | 0        | 0        | 0        | 0         | 5               | 1         | 6        | 0        | 0          | 0.0        | 0.0      | 0        | 0        | 0        | 0         | 0        | 4         | 1            | 5        | 1          | 2          | 0.0      | 0.0      | 0        | 0        | 0        | 0        | 0 | 0 |  |
| 09/29                                       | at Houston      | 5              | 3         | 8         | 1        | 2        | 0.0        | 0.0        | 0        | 0        | 0        | 0        | 3        | 5         | 0               | 5         | 0        | 0        | 0          | 0.0        | 0.0      | 0        | 0        | 0        | 0         | 1        | 6         | 1            | 7        | 0          | 0          | 0.0      | 0.0      | 0        | 0        | 0        | 0        | 0 | 1 |  |
| 10/06                                       | Indianapolis    | 4              | 4         | 8         | 0        | 0        | 0.0        | 0.0        | 0        | 0        | 0        | 0        | 0        | 8         | 3               | 11        | 0        | 0        | 0.0        | 0.0        | 0        | 0        | 0        | 0        | 0         | 4        | 0         | 4            | 0        | 0          | 0.0        | 0.0      | 0        | 0        | 0        | 0        | 0        | 1 |   |  |
| 10/13                                       | at Chicago      | 5              | 2         | 7         | 0        | 0        | 0.0        | 0.0        | 0        | 0        | 0        | 0        | 0        | 1         | 3               | 4         | 0        | 0        | 0.0        | 0.0        | 0        | 0        | 0        | 0        | 0         | 6        | 2         | 8            | 0        | 0          | 0.0        | 0.0      | 0        | 0        | 0        | 0        | 0        | 0 |   |  |
| Sunday, Oct. 20   2:30 p.m. BST New England |                 |                |           |           |          |          |            |            |          |          |          |          |          |           |                 |           |          |          |            |            |          |          |          |          |           |          |           |              |          |            |            |          |          |          |          |          |          |   |   |  |
| 10/27                                       | Green Bay       |                |           |           |          |          |            |            |          |          |          |          |          |           |                 |           |          |          |            |            |          |          |          |          |           |          |           |              |          |            |            |          |          |          |          |          |          |   |   |  |
| 11/03                                       | at Philadelphia |                |           |           |          |          |            |            |          |          |          |          |          |           |                 |           |          |          |            |            |          |          |          |          |           |          |           |              |          |            |            |          |          |          |          |          |          |   |   |  |
| 11/10                                       | Minnesota       |                |           |           |          |          |            |            |          |          |          |          |          |           |                 |           |          |          |            |            |          |          |          |          |           |          |           |              |          |            |            |          |          |          |          |          |          |   |   |  |
| 11/17                                       | at Detroit      |                |           |           |          |          |            |            |          |          |          |          |          |           |                 |           |          |          |            |            |          |          |          |          |           |          |           |              |          |            |            |          |          |          |          |          |          |   |   |  |
| 12/01                                       | Houston         |                |           |           |          |          |            |            |          |          |          |          |          |           |                 |           |          |          |            |            |          |          |          |          |           |          |           |              |          |            |            |          |          |          |          |          |          |   |   |  |
| 12/08                                       | at Tennessee    |                |           |           |          |          |            |            |          |          |          |          |          |           |                 |           |          |          |            |            |          |          |          |          |           |          |           |              |          |            |            |          |          |          |          |          |          |   |   |  |
| 12/15                                       | N.Y. Jets       |                |           |           |          |          |            |            |          |          |          |          |          |           |                 |           |          |          |            |            |          |          |          |          |           |          |           |              |          |            |            |          |          |          |          |          |          |   |   |  |
| 12/22                                       | at Las Vegas    |                |           |           |          |          |            |            |          |          |          |          |          |           |                 |           |          |          |            |            |          |          |          |          |           |          |           |              |          |            |            |          |          |          |          |          |          |   |   |  |
| 12/29                                       | Tennessee       |                |           |           |          |          |            |            |          |          |          |          |          |           |                 |           |          |          |            |            |          |          |          |          |           |          |           |              |          |            |            |          |          |          |          |          |          |   |   |  |
| 01/05                                       | at Indianapolis |                |           |           |          |          |            |            |          |          |          |          |          |           |                 |           |          |          |            |            |          |          |          |          |           |          |           |              |          |            |            |          |          |          |          |          |          |   |   |  |
| <b>TOTALS</b>                               |                 | <b>31</b>      | <b>13</b> | <b>44</b> | <b>3</b> | <b>5</b> | <b>0.0</b> | <b>0.0</b> | <b>0</b> | <b>0</b> | <b>0</b> | <b>0</b> | <b>3</b> | <b>29</b> | <b>11</b>       | <b>40</b> | <b>1</b> | <b>1</b> | <b>0.0</b> | <b>0.0</b> | <b>0</b> | <b>0</b> | <b>0</b> | <b>1</b> | <b>26</b> | <b>6</b> | <b>32</b> | <b>3</b>     | <b>6</b> | <b>0.0</b> | <b>0.0</b> | <b>0</b> | <b>0</b> | <b>0</b> | <b>0</b> | <b>0</b> | <b>4</b> |   |   |  |

| DATE  | OPP.            | VENTRELL MILLER |           |           |          |          |            |            |          |          |          |          |          |                         | DEVIN LLOYD |           |          |          |            |            |          |          |          |          |           |           |           | ANDRE CISCO |          |            |            |          |          |          |          |          |          |   |   |   |   |   |   |   |   |   |
|---|-----------------|-----------------|-----------|-----------|----------|----------|------------|------------|----------|----------|----------|----------|----------|-------------------------|-------------|-----------|----------|----------|------------|------------|----------|----------|----------|----------|-----------|-----------|-----------|-------------|----------|------------|------------|----------|----------|----------|----------|----------|----------|---|---|---|---|---|---|---|---|---|
|   |                 | S               | A         | TK        | TFL      | TFLY     | SK         | SKY        | INT      | FR       | FF       | PR       | PD       | S                       | A           | TK        | TFL      | TFLY     | SK         | SKY        | INT      | FR       | FF       | PR       | PD        | S         | A         | TK          | TFL      | TFLY       | SK         | SKY      | INT      | FR       | FF       | PR       | PD       |   |   |   |   |   |   |   |   |   |
| 09/08                                       | at Miami        | 0               | 0         | 0         | 0        | 0        | 0.0        | 0.0        | 0        | 0        | 0        | 0        | 0        | 0                       | 7           | 2         | 9        | 1        | 3          | 0.0        | 0.0      | 0        | 0        | 0        | 0         | 1         | 2         | 3           | 0        | 0          | 0.0        | 0.0      | 0        | 0        | 0        | 0        | 0        | 0 |   |   |   |   |   |   |   |   |
| 09/15                                       | Cleveland       | 0               | 1         | 1         | 0        | 0        | 0.0        | 0.0        | 0        | 0        | 0        | 0        | 0        | 5                       | 3           | 8         | 0        | 0        | 0.0        | 0.0        | 0        | 0        | 1        | 1        | 2         | 3         | 2         | 5           | 0        | 0          | 0.0        | 0.0      | 0        | 0        | 0        | 0        | 0        | 0 |   |   |   |   |   |   |   |   |
| 09/23                                       | at Buffalo      | 2               | 3         | 5         | 0        | 0        | 0.0        | 0.0        | 0        | 0        | 0        | 0        | 1        | 1                       | 3           | 4         | 0        | 0        | 0.0        | 0.0        | 0        | 0        | 0        | 0        | 0         | 2         | 2         | 4           | 0        | 0          | 0.0        | 0.0      | 0        | 0        | 0        | 0        | 0        | 1 |   |   |   |   |   |   |   |   |
| 09/29                                       | at Houston      | 7               | 3         | 10        | 1        | 2        | 0.0        | 0.0        | 0        | 0        | 0        | 0        | 0        | <i>ON INACTIVE LIST</i> |             |           |          |          |            |            |          |          |          |          |           |           | 3         | 1           | 4        | 0          | 0          | 0.0      | 0.0      | 0        | 0        | 0        | 0        | 0 | 0 | 0 | 0 | 0 | 0 | 0 | 0 | 0 |
| 10/06                                       | Indianapolis    | 6               | 1         | 7         | 1        | 1        | 0.0        | 0.0        | 0        | 0        | 0        | 0        | 0        | 2                       | 4           | 6         | 0        | 0        | 0.0        | 0.0        | 0        | 0        | 0        | 0        | 0         | 6         | 1         | 7           | 0        | 0          | 0.0        | 0.0      | 0        | 0        | 0        | 0        | 0        | 0 | 1 |   |   |   |   |   |   |   |
| 10/13                                       | at Chicago      | 8               | 2         | 10        | 0        | 0        | 0.0        | 0.0        | 0        | 0        | 1        | 0        | 0        | 4                       | 5           | 9         | 1        | 2        | 0.0        | 0.0        | 0        | 0        | 0        | 0        | 0         | 3         | 4         | 7           | 0        | 0          | 0.0        | 0.0      | 1        | 0        | 0        | 0        | 0        | 1 |   |   |   |   |   |   |   |   |
| Sunday, Oct. 20   2:30 p.m. BST New England |                 |                 |           |           |          |          |            |            |          |          |          |          |          |                         |             |           |          |          |            |            |          |          |          |          |           |           |           |             |          |            |            |          |          |          |          |          |          |   |   |   |   |   |   |   |   |   |
| 10/27                                       | Green Bay       |                 |           |           |          |          |            |            |          |          |          |          |          |                         |             |           |          |          |            |            |          |          |          |          |           |           |           |             |          |            |            |          |          |          |          |          |          |   |   |   |   |   |   |   |   |   |
| 11/03                                       | at Philadelphia |                 |           |           |          |          |            |            |          |          |          |          |          |                         |             |           |          |          |            |            |          |          |          |          |           |           |           |             |          |            |            |          |          |          |          |          |          |   |   |   |   |   |   |   |   |   |
| 11/10                                       | Minnesota       |                 |           |           |          |          |            |            |          |          |          |          |          |                         |             |           |          |          |            |            |          |          |          |          |           |           |           |             |          |            |            |          |          |          |          |          |          |   |   |   |   |   |   |   |   |   |
| 11/17                                       | at Detroit      |                 |           |           |          |          |            |            |          |          |          |          |          |                         |             |           |          |          |            |            |          |          |          |          |           |           |           |             |          |            |            |          |          |          |          |          |          |   |   |   |   |   |   |   |   |   |
| 12/01                                       | Houston         |                 |           |           |          |          |            |            |          |          |          |          |          |                         |             |           |          |          |            |            |          |          |          |          |           |           |           |             |          |            |            |          |          |          |          |          |          |   |   |   |   |   |   |   |   |   |
| 12/08                                       | at Tennessee    |                 |           |           |          |          |            |            |          |          |          |          |          |                         |             |           |          |          |            |            |          |          |          |          |           |           |           |             |          |            |            |          |          |          |          |          |          |   |   |   |   |   |   |   |   |   |
| 12/15                                       | N.Y. Jets       |                 |           |           |          |          |            |            |          |          |          |          |          |                         |             |           |          |          |            |            |          |          |          |          |           |           |           |             |          |            |            |          |          |          |          |          |          |   |   |   |   |   |   |   |   |   |
| 12/22                                       | at Las Vegas    |                 |           |           |          |          |            |            |          |          |          |          |          |                         |             |           |          |          |            |            |          |          |          |          |           |           |           |             |          |            |            |          |          |          |          |          |          |   |   |   |   |   |   |   |   |   |
| 12/29                                       | Tennessee       |                 |           |           |          |          |            |            |          |          |          |          |          |                         |             |           |          |          |            |            |          |          |          |          |           |           |           |             |          |            |            |          |          |          |          |          |          |   |   |   |   |   |   |   |   |   |
| 01/05                                       | at Indianapolis |                 |           |           |          |          |            |            |          |          |          |          |          |                         |             |           |          |          |            |            |          |          |          |          |           |           |           |             |          |            |            |          |          |          |          |          |          |   |   |   |   |   |   |   |   |   |
| <b>TOTALS</b>                               |                 | <b>23</b>       | <b>10</b> | <b>33</b> | <b>2</b> | <b>3</b> | <b>0.0</b> | <b>0.0</b> | <b>0</b> | <b>0</b> | <b>1</b> | <b>0</b> | <b>1</b> | <b>19</b>               | <b>17</b>   | <b>36</b> | <b>2</b> | <b>5</b> | <b>0.0</b> | <b>0.0</b> | <b>0</b> | <b>0</b> | <b>1</b> | <b>2</b> | <b>18</b> | <b>12</b> | <b>30</b> | <b>0</b>    | <b>0</b> | <b>0.0</b> | <b>0.0</b> | <b>1</b> | <b>0</b> | <b>0</b> | <b>0</b> | <b>0</b> | <b>3</b> |   |   |   |   |   |   |   |   |   |

| DATE  | OPP.            | FOYESADE OLUOKUN       |          |           |          |           |            |            |          |          |          |          |          |          | CHAD MUMA |           |           |          |          |            |            |          |          |          |          |          |           | JOSH HINES-ALLEN |          |            |             |          |          |          |          |          |    |   |   |  |
|---|-----------------|------------------------|----------|-----------|----------|-----------|------------|------------|----------|----------|----------|----------|----------|----------|-----------|-----------|-----------|----------|----------|------------|------------|----------|----------|----------|----------|----------|-----------|------------------|----------|------------|-------------|----------|----------|----------|----------|----------|----|---|---|--|
|   |                 | S                      | A        | TK        | TFL      | TFLY      | SK         | SKY        | INT      | FR       | FF       | PR       | PD       | S        | A         | TK        | TFL       | TFLY     | SK       | SKY        | INT        | FR       | FF       | PR       | PD       | S        | A         | TK               | TFL      | TFLY       | SK          | SKY      | INT      | FR       | FF       | PR       | PD |   |   |  |
| 09/08                                       | at Miami        | 9                      | 2        | 11        | 2        | 2         | 0.0        | 0.0        | 0        | 0        | 0        | 0        | 1        | 0        | 2         | 2         | 0         | 0        | 0.0      | 0.0        | 0          | 0        | 0        | 0        | 0        | 0        | 2         | 2                | 0        | 0          | 0.0         | 0.0      | 0        | 0        | 0        | 0        | 0  | 1 |   |  |
| 09/15                                       | Cleveland       | 2                      | 6        | 8         | 1        | 9         | 1.0        | 9.0        | 0        | 0        | 0        | 1        | 0        | 0        | 0         | 0         | 0         | 0        | 0.0      | 0.0        | 0          | 0        | 0        | 0        | 0        | 3        | 1         | 4                | 1        | 5          | 1.0         | 5.0      | 0        | 0        | 0        | 0        | 4  | 1 |   |  |
| 09/23                                       | at Buffalo      | 2                      | 1        | 3         | 0        | 0         | 0.0        | 0.0        | 0        | 0        | 0        | 0        | 1        | 2        | 5         | 7         | 0         | 0        | 0.0      | 0.0        | 0          | 0        | 0        | 0        | 0        | 1        | 2         | 3                | 0        | 0          | 0.0         | 0.0      | 0        | 0        | 0        | 0        | 0  | 0 |   |  |
| 09/29                                       | at Houston      | <i>INJURED RESERVE</i> |          |           |          |           |            |            |          |          |          |          |          |          | 3         | 5         | 8         | 0        | 0        | 0.0        | 0.0        | 0        | 0        | 0        | 0        | 0        | 2         | 1                | 3        | 0          | 0           | 0.0      | 0.0      | 0        | 0        | 0        | 0  | 2 | 0 |  |
| 10/06                                       | Indianapolis    | <i>INJURED RESERVE</i> |          |           |          |           |            |            |          |          |          |          |          |          | 3         | 2         | 5         | 0        | 0        | 0.0        | 0.0        | 0        | 0        | 0        | 0        | 0        | 2         | 0                | 2        | 1          | 4           | 1.0      | 4.0      | 0        | 1        | 0        | 1  | 0 |   |  |
| 10/13                                       | at Chicago      | <i>INJURED RESERVE</i> |          |           |          |           |            |            |          |          |          |          |          |          | 2         | 2         | 4         | 0        | 0        | 0.0        | 0.0        | 0        | 0        | 0        | 0        | 0        | 0         | 1                | 1        | 0          | 0           | 0.5      | 2.0      | 0        | 0        | 0        | 2  | 0 |   |  |
| Sunday, Oct. 20   2:30 p.m. BST New England |                 |                        |          |           |          |           |            |            |          |          |          |          |          |          |           |           |           |          |          |            |            |          |          |          |          |          |           |                  |          |            |             |          |          |          |          |          |    |   |   |  |
| 10/27                                       | Green Bay       |                        |          |           |          |           |            |            |          |          |          |          |          |          |           |           |           |          |          |            |            |          |          |          |          |          |           |                  |          |            |             |          |          |          |          |          |    |   |   |  |
| 11/03                                       | at Philadelphia |                        |          |           |          |           |            |            |          |          |          |          |          |          |           |           |           |          |          |            |            |          |          |          |          |          |           |                  |          |            |             |          |          |          |          |          |    |   |   |  |
| 11/10                                       | Minnesota       |                        |          |           |          |           |            |            |          |          |          |          |          |          |           |           |           |          |          |            |            |          |          |          |          |          |           |                  |          |            |             |          |          |          |          |          |    |   |   |  |
| 11/17                                       | at Detroit      |                        |          |           |          |           |            |            |          |          |          |          |          |          |           |           |           |          |          |            |            |          |          |          |          |          |           |                  |          |            |             |          |          |          |          |          |    |   |   |  |
| 12/01                                       | Houston         |                        |          |           |          |           |            |            |          |          |          |          |          |          |           |           |           |          |          |            |            |          |          |          |          |          |           |                  |          |            |             |          |          |          |          |          |    |   |   |  |
| 12/08                                       | at Tennessee    |                        |          |           |          |           |            |            |          |          |          |          |          |          |           |           |           |          |          |            |            |          |          |          |          |          |           |                  |          |            |             |          |          |          |          |          |    |   |   |  |
| 12/15                                       | N.Y. Jets       |                        |          |           |          |           |            |            |          |          |          |          |          |          |           |           |           |          |          |            |            |          |          |          |          |          |           |                  |          |            |             |          |          |          |          |          |    |   |   |  |
| 12/22                                       | at Las Vegas    |                        |          |           |          |           |            |            |          |          |          |          |          |          |           |           |           |          |          |            |            |          |          |          |          |          |           |                  |          |            |             |          |          |          |          |          |    |   |   |  |
| 12/29                                       | Tennessee       |                        |          |           |          |           |            |            |          |          |          |          |          |          |           |           |           |          |          |            |            |          |          |          |          |          |           |                  |          |            |             |          |          |          |          |          |    |   |   |  |
| 01/05                                       | at Indianapolis |                        |          |           |          |           |            |            |          |          |          |          |          |          |           |           |           |          |          |            |            |          |          |          |          |          |           |                  |          |            |             |          |          |          |          |          |    |   |   |  |
| <b>TOTALS</b>                               |                 | <b>13</b>              | <b>9</b> | <b>22</b> | <b>3</b> | <b>11</b> | <b>1.0</b> | <b>9.0</b> | <b>0</b> | <b>0</b> | <b>0</b> | <b>0</b> | <b>1</b> | <b>2</b> | <b>10</b> | <b>16</b> | <b>26</b> | <b>0</b> | <b>0</b> | <b>0.0</b> | <b>0.0</b> | <b>0</b> | <b>0</b> | <b>0</b> | <b>8</b> | <b>7</b> | <b>15</b> | <b>2</b>         | <b>9</b> | <b>2.5</b> | <b>11.0</b> | <b>0</b> | <b>1</b> | <b>0</b> | <b>9</b> | <b>2</b> |    |   |   |  |



# 2024 INDIVIDUAL GAME-BY-GAME STATS: DEFENSIVE

| DATE                            | OPP.            | TRAVON WALKER |           |           |          |           |            |             |          |          |          | JARRIAN JONES |          |          |          |           |          |          |            |            |          | DAVON HAMILTON |          |          |          |          |          |          |          |            |            |          |          |          |          |          |    |   |   |
|---------------------------------|-----------------|---------------|-----------|-----------|----------|-----------|------------|-------------|----------|----------|----------|---------------|----------|----------|----------|-----------|----------|----------|------------|------------|----------|----------------|----------|----------|----------|----------|----------|----------|----------|------------|------------|----------|----------|----------|----------|----------|----|---|---|
|                                 |                 | S             | A         | TK        | TFL      | TFLY      | SK         | SKY         | INT      | FR       | FF       | PR            | PD       | S        | A        | TK        | TFL      | TFLY     | SK         | SKY        | INT      | FR             | FF       | PR       | PD       | S        | A        | TK       | TFL      | TFLY       | SK         | SKY      | INT      | FR       | FF       | PR       | PD |   |   |
| 09/08                           | at Miami        | 2             | 4         | 6         | 1        | 14        | 2.0        | 14.0        | 0        | 0        | 0        | 2             | 0        | 0        | 1        | 1         | 0        | 0        | 0.0        | 0.0        | 0        | 0              | 0        | 0        | 0        | 0        | 1        | 0        | 1        | 1          | 1          | 0.0      | 0.0      | 0        | 0        | 0        | 0  | 0 | 0 |
| 09/15                           | Cleveland       | 1             | 1         | 2         | 0        | 0         | 0.0        | 0.0         | 0        | 0        | 0        | 1             | 0        | 3        | 0        | 3         | 0        | 0        | 0.0        | 0.0        | 0        | 0              | 0        | 0        | 0        | 0        | 2        | 0        | 2        | 0          | 0          | 0.0      | 0.0      | 0        | 0        | 0        | 1  | 0 |   |
| 09/23                           | at Buffalo      | 1             | 3         | 4         | 1        | 1         | 0.0        | 0.0         | 0        | 0        | 0        | 0             | 0        | 2        | 0        | 2         | 0        | 0        | 0.0        | 0.0        | 0        | 0              | 0        | 0        | 0        | 0        | 0        | 0        | 0        | 0          | 0          | 0.0      | 0.0      | 0        | 0        | 0        | 0  | 0 |   |
| 09/29                           | at Houston      | 0             | 1         | 1         | 0        | 0         | 0.0        | 0.0         | 0        | 0        | 0        | 1             | 0        | 3        | 1        | 4         | 0        | 0        | 0.0        | 0.0        | 0        | 0              | 0        | 0        | 0        | 0        | 1        | 1        | 2        | 0          | 0          | 0.0      | 0.0      | 0        | 0        | 0        | 0  | 0 |   |
| 10/06                           | Indianapolis    | 4             | 1         | 5         | 3        | 31        | 3.0        | 31.0        | 0        | 0        | 1        | 3             | 1        | 0        | 1        | 1         | 0        | 0        | 0.0        | 0.0        | 0        | 0              | 0        | 0        | 1        | 1        | 1        | 2        | 0        | 0          | 0.0        | 0.0      | 0        | 0        | 0        | 0        | 0  | 0 |   |
| 10/13                           | at Chicago      | 0             | 1         | 1         | 0        | 0         | 0.0        | 0.0         | 0        | 0        | 0        | 0             | 0        | 0        | 0        | 0         | 0        | 0.0      | 0.0        | 0          | 0        | 0              | 0        | 0        | 0        | 2        | 0        | 2        | 1        | 2          | 0.0        | 0.0      | 0        | 0        | 0        | 0        | 0  |   |   |
| Sunday, Oct. 20   2:30 p.m. BST | New England     |               |           |           |          |           |            |             |          |          |          |               |          |          |          |           |          |          |            |            |          |                |          |          |          |          |          |          |          |            |            |          |          |          |          |          |    |   |   |
| 10/27                           | Green Bay       |               |           |           |          |           |            |             |          |          |          |               |          |          |          |           |          |          |            |            |          |                |          |          |          |          |          |          |          |            |            |          |          |          |          |          |    |   |   |
| 11/03                           | at Philadelphia |               |           |           |          |           |            |             |          |          |          |               |          |          |          |           |          |          |            |            |          |                |          |          |          |          |          |          |          |            |            |          |          |          |          |          |    |   |   |
| 11/10                           | Minnesota       |               |           |           |          |           |            |             |          |          |          |               |          |          |          |           |          |          |            |            |          |                |          |          |          |          |          |          |          |            |            |          |          |          |          |          |    |   |   |
| 11/17                           | at Detroit      |               |           |           |          |           |            |             |          |          |          |               |          |          |          |           |          |          |            |            |          |                |          |          |          |          |          |          |          |            |            |          |          |          |          |          |    |   |   |
| 12/01                           | Houston         |               |           |           |          |           |            |             |          |          |          |               |          |          |          |           |          |          |            |            |          |                |          |          |          |          |          |          |          |            |            |          |          |          |          |          |    |   |   |
| 12/08                           | at Tennessee    |               |           |           |          |           |            |             |          |          |          |               |          |          |          |           |          |          |            |            |          |                |          |          |          |          |          |          |          |            |            |          |          |          |          |          |    |   |   |
| 12/15                           | N.Y. Jets       |               |           |           |          |           |            |             |          |          |          |               |          |          |          |           |          |          |            |            |          |                |          |          |          |          |          |          |          |            |            |          |          |          |          |          |    |   |   |
| 12/22                           | at Las Vegas    |               |           |           |          |           |            |             |          |          |          |               |          |          |          |           |          |          |            |            |          |                |          |          |          |          |          |          |          |            |            |          |          |          |          |          |    |   |   |
| 12/29                           | Tennessee       |               |           |           |          |           |            |             |          |          |          |               |          |          |          |           |          |          |            |            |          |                |          |          |          |          |          |          |          |            |            |          |          |          |          |          |    |   |   |
| 01/05                           | at Indianapolis |               |           |           |          |           |            |             |          |          |          |               |          |          |          |           |          |          |            |            |          |                |          |          |          |          |          |          |          |            |            |          |          |          |          |          |    |   |   |
| <b>TOTALS</b>                   |                 | <b>8</b>      | <b>11</b> | <b>19</b> | <b>5</b> | <b>46</b> | <b>5.0</b> | <b>45.0</b> | <b>0</b> | <b>0</b> | <b>1</b> | <b>7</b>      | <b>1</b> | <b>8</b> | <b>3</b> | <b>11</b> | <b>0</b> | <b>0</b> | <b>0.0</b> | <b>0.0</b> | <b>0</b> | <b>0</b>       | <b>0</b> | <b>0</b> | <b>7</b> | <b>2</b> | <b>9</b> | <b>2</b> | <b>3</b> | <b>0.0</b> | <b>0.0</b> | <b>0</b> | <b>0</b> | <b>0</b> | <b>1</b> | <b>0</b> |    |   |   |

| DATE                            | OPP.            | YASIR ABDULLAH   |          |          |          |          |            |            |          |          |          | ARIK ARMSTEAD |          |          |          |          |          |          |            |            |          | ROY ROBERTSON-HARRIS |          |          |          |          |          |          |          |           |            |             |          |          |          |          |          |
|---------------------------------|-----------------|------------------|----------|----------|----------|----------|------------|------------|----------|----------|----------|---------------|----------|----------|----------|----------|----------|----------|------------|------------|----------|----------------------|----------|----------|----------|----------|----------|----------|----------|-----------|------------|-------------|----------|----------|----------|----------|----------|
|                                 |                 | S                | A        | TK       | TFL      | TFLY     | SK         | SKY        | INT      | FR       | FF       | PR            | PD       | S        | A        | TK       | TFL      | TFLY     | SK         | SKY        | INT      | FR                   | FF       | PR       | PD       | S        | A        | TK       | TFL      | TFLY      | SK         | SKY         | INT      | FR       | FF       | PR       | PD       |
| 09/08                           | at Miami        | 3                | 0        | 3        | 0        | 0        | 0.0        | 0.0        | 0        | 0        | 0        | 0             | 0        | 1        | 0        | 1        | 1        | 5        | 1.0        | 5.0        | 0        | 0                    | 0        | 1        | 0        | 0        | 0        | 0        | 0        | 0         | 0.0        | 0.0         | 0        | 0        | 0        | 1        | 0        |
| 09/15                           | Cleveland       | 0                | 0        | 0        | 0        | 0        | 0.0        | 0.0        | 0        | 0        | 0        | 0             | 0        | 2        | 0        | 2        | 0        | 0        | 0.0        | 0.0        | 0        | 0                    | 0        | 0        | 0        | 2        | 1        | 3        | 1        | 5         | 0.0        | 0.0         | 0        | 0        | 0        | 0        | 0        |
| 09/23                           | at Buffalo      | 2                | 1        | 3        | 0        | 0        | 0.0        | 0.0        | 0        | 0        | 0        | 0             | 0        | 0        | 0        | 0        | 0        | 0        | 0.0        | 0.0        | 0        | 0                    | 0        | 0        | 0        | 0        | 0        | 0        | 0        | 0         | 0.0        | 0.0         | 0        | 0        | 0        | 0        | 0        |
| 09/29                           | at Houston      | 2                | 1        | 3        | 0        | 0        | 0.0        | 0.0        | 0        | 0        | 0        | 0             | 0        | 2        | 0        | 2        | 0        | 0        | 0.0        | 0.0        | 0        | 0                    | 0        | 0        | 0        | 2        | 0        | 2        | 1        | 10        | 1.0        | 10.0        | 0        | 0        | 0        | 2        | 0        |
| 10/06                           | Indianapolis    | ON INACTIVE LIST |          |          |          |          |            |            |          |          |          | 0             | 2        | 2        | 0        | 0        | 0.0      | 0.0      | 0          | 0          | 0        | 0                    | 0        | 0        | 1        | 1        | 0        | 0        | 0.0      | 0.0       | 0          | 0           | 0        | 0        | 0        |          |          |
| 10/13                           | at Chicago      | 0                | 0        | 0        | 0        | 0        | 0.0        | 0.0        | 0        | 0        | 0        | 0             | 0        | 1        | 0        | 1        | 0        | 0        | 0.0        | 0.0        | 0        | 0                    | 0        | 0        | 0        | 1        | 0        | 1        | 1        | 1         | 1.0        | 1.0         | 0        | 0        | 0        | 1        | 0        |
| Sunday, Oct. 20   2:30 p.m. BST | New England     |                  |          |          |          |          |            |            |          |          |          |               |          |          |          |          |          |          |            |            |          |                      |          |          |          |          |          |          |          |           |            |             |          |          |          |          |          |
| 10/27                           | Green Bay       |                  |          |          |          |          |            |            |          |          |          |               |          |          |          |          |          |          |            |            |          |                      |          |          |          |          |          |          |          |           |            |             |          |          |          |          |          |
| 11/03                           | at Philadelphia |                  |          |          |          |          |            |            |          |          |          |               |          |          |          |          |          |          |            |            |          |                      |          |          |          |          |          |          |          |           |            |             |          |          |          |          |          |
| 11/10                           | Minnesota       |                  |          |          |          |          |            |            |          |          |          |               |          |          |          |          |          |          |            |            |          |                      |          |          |          |          |          |          |          |           |            |             |          |          |          |          |          |
| 11/17                           | at Detroit      |                  |          |          |          |          |            |            |          |          |          |               |          |          |          |          |          |          |            |            |          |                      |          |          |          |          |          |          |          |           |            |             |          |          |          |          |          |
| 12/01                           | Houston         |                  |          |          |          |          |            |            |          |          |          |               |          |          |          |          |          |          |            |            |          |                      |          |          |          |          |          |          |          |           |            |             |          |          |          |          |          |
| 12/08                           | at Tennessee    |                  |          |          |          |          |            |            |          |          |          |               |          |          |          |          |          |          |            |            |          |                      |          |          |          |          |          |          |          |           |            |             |          |          |          |          |          |
| 12/15                           | N.Y. Jets       |                  |          |          |          |          |            |            |          |          |          |               |          |          |          |          |          |          |            |            |          |                      |          |          |          |          |          |          |          |           |            |             |          |          |          |          |          |
| 12/22                           | at Las Vegas    |                  |          |          |          |          |            |            |          |          |          |               |          |          |          |          |          |          |            |            |          |                      |          |          |          |          |          |          |          |           |            |             |          |          |          |          |          |
| 12/29                           | Tennessee       |                  |          |          |          |          |            |            |          |          |          |               |          |          |          |          |          |          |            |            |          |                      |          |          |          |          |          |          |          |           |            |             |          |          |          |          |          |
| 01/05                           | at Indianapolis |                  |          |          |          |          |            |            |          |          |          |               |          |          |          |          |          |          |            |            |          |                      |          |          |          |          |          |          |          |           |            |             |          |          |          |          |          |
| <b>TOTALS</b>                   |                 | <b>7</b>         | <b>2</b> | <b>9</b> | <b>0</b> | <b>0</b> | <b>0.0</b> | <b>0.0</b> | <b>0</b> | <b>0</b> | <b>0</b> | <b>0</b>      | <b>0</b> | <b>6</b> | <b>2</b> | <b>8</b> | <b>1</b> | <b>5</b> | <b>1.0</b> | <b>5.0</b> | <b>0</b> | <b>0</b>             | <b>0</b> | <b>1</b> | <b>0</b> | <b>5</b> | <b>2</b> | <b>7</b> | <b>3</b> | <b>16</b> | <b>2.0</b> | <b>11.0</b> | <b>0</b> | <b>0</b> | <b>0</b> | <b>4</b> | <b>0</b> |

| DATE                            | OPP.            | JEREMIAH LEDBETTER |          |          |          |          |            |            |          |          |          | DARNELL SAVAGE |          |                  |          |          |          |          |            |            |          | MAASON SMITH |          |                  |          |          |          |          |          |          |            |            |          |          |          |          |          |   |
|---------------------------------|-----------------|--------------------|----------|----------|----------|----------|------------|------------|----------|----------|----------|----------------|----------|------------------|----------|----------|----------|----------|------------|------------|----------|--------------|----------|------------------|----------|----------|----------|----------|----------|----------|------------|------------|----------|----------|----------|----------|----------|---|
|                                 |                 | S                  | A        | TK       | TFL      | TFLY     | SK         | SKY        | INT      | FR       | FF       | PR             | PD       | S                | A        | TK       | TFL      | TFLY     | SK         | SKY        | INT      | FR           | FF       | PR               | PD       | S        | A        | TK       | TFL      | TFLY     | SK         | SKY        | INT      | FR       | FF       | PR       | PD       |   |
| 09/08                           | at Miami        | ON INACTIVE LIST   |          |          |          |          |            |            |          |          |          | 0              | 0        | 0                | 0        | 0        | 0.0      | 0.0      | 0          | 0          | 0        | 0            | 0        | 0                | 2        | 0        | 0        | 0        | 0        | 0.0      | 0.0        | 0          | 0        | 0        | 0        | 0        |          |   |
| 09/15                           | Cleveland       | 1                  | 2        | 3        | 0        | 0        | 0.0        | 0.0        | 0        | 0        | 0        | 0              | 0        | ON INACTIVE LIST |          |          |          |          |            |            |          |              |          | ON INACTIVE LIST |          |          |          |          |          |          |            |            |          |          |          |          |          |   |
| 09/23                           | at Buffalo      | 3                  | 1        | 4        | 2        | 2        | 0.0        | 0.0        | 0        | 0        | 0        | 0              | 0        | ON INACTIVE LIST |          |          |          |          |            |            |          |              |          | 0                | 0        | 0        | 0        | 0        | 0.0      | 0.0      | 0          | 0          | 0        | 0        | 1        | 0        |          |   |
| 09/29                           | at Houston      | 1                  | 0        | 1        | 1        | 1        | 1.0        | 1.0        | 0        | 0        | 0        | 1              | 0        | ON INACTIVE LIST |          |          |          |          |            |            |          |              |          | 3                | 0        | 3        | 0        | 0        | 0.0      | 0.0      | 0          | 0          | 0        | 0        | 0        | 0        |          |   |
| 10/06                           | Indianapolis    | 0                  | 1        | 1        | 0        | 0        | 0.0        | 0.0        | 0        | 0        | 0        | 0              | 0        | 3                | 0        | 3        | 0        | 0        | 0.0        | 0.0        | 0        | 0            | 0        | 0                | 0        | 0        | 0        | 1        | 1        | 0        | 0          | 0.0        | 0.0      | 0        | 0        | 0        | 0        | 0 |
| 10/13                           | at Chicago      | ON INACTIVE LIST   |          |          |          |          |            |            |          |          |          | 2              | 0        | 2                | 0        | 0        | 0.0      | 0.0      | 0          | 0          | 0        | 0            | 0        | 0                | 1        | 0        | 1        | 0        | 0        | 1.0      | 0.0        | 0          | 0        | 0        | 1        | 1        |          |   |
| Sunday, Oct. 20   2:30 p.m. BST | New England     |                    |          |          |          |          |            |            |          |          |          |                |          |                  |          |          |          |          |            |            |          |              |          |                  |          |          |          |          |          |          |            |            |          |          |          |          |          |   |
| 10/27                           | Green Bay       |                    |          |          |          |          |            |            |          |          |          |                |          |                  |          |          |          |          |            |            |          |              |          |                  |          |          |          |          |          |          |            |            |          |          |          |          |          |   |
| 11/03                           | at Philadelphia |                    |          |          |          |          |            |            |          |          |          |                |          |                  |          |          |          |          |            |            |          |              |          |                  |          |          |          |          |          |          |            |            |          |          |          |          |          |   |
| 11/10                           | Minnesota       |                    |          |          |          |          |            |            |          |          |          |                |          |                  |          |          |          |          |            |            |          |              |          |                  |          |          |          |          |          |          |            |            |          |          |          |          |          |   |
| 11/17                           | at Detroit      |                    |          |          |          |          |            |            |          |          |          |                |          |                  |          |          |          |          |            |            |          |              |          |                  |          |          |          |          |          |          |            |            |          |          |          |          |          |   |
| 12/01                           | Houston         |                    |          |          |          |          |            |            |          |          |          |                |          |                  |          |          |          |          |            |            |          |              |          |                  |          |          |          |          |          |          |            |            |          |          |          |          |          |   |
| 12/08                           | at Tennessee    |                    |          |          |          |          |            |            |          |          |          |                |          |                  |          |          |          |          |            |            |          |              |          |                  |          |          |          |          |          |          |            |            |          |          |          |          |          |   |
| 12/15                           | N.Y. Jets       |                    |          |          |          |          |            |            |          |          |          |                |          |                  |          |          |          |          |            |            |          |              |          |                  |          |          |          |          |          |          |            |            |          |          |          |          |          |   |
| 12/22                           | at Las Vegas    |                    |          |          |          |          |            |            |          |          |          |                |          |                  |          |          |          |          |            |            |          |              |          |                  |          |          |          |          |          |          |            |            |          |          |          |          |          |   |
| 12/29                           | Tennessee       |                    |          |          |          |          |            |            |          |          |          |                |          |                  |          |          |          |          |            |            |          |              |          |                  |          |          |          |          |          |          |            |            |          |          |          |          |          |   |
| 01/05                           | at Indianapolis |                    |          |          |          |          |            |            |          |          |          |                |          |                  |          |          |          |          |            |            |          |              |          |                  |          |          |          |          |          |          |            |            |          |          |          |          |          |   |
| <b>TOTALS</b>                   |                 | <b>5</b>           | <b>4</b> | <b>9</b> | <b>3</b> | <b>3</b> | <b>1.0</b> | <b>1.0</b> | <b>0</b> | <b>0</b> | <b>0</b> | <b>1</b>       | <b>0</b> | <b>5</b>         | <b>0</b> | <b>5</b> | <b>0</b> | <b>0</b> | <b>0.0</b> | <b>0.0</b> | <b>0</b> | <b>0</b>     | <b>0</b> | <b>0</b>         | <b>2</b> | <b>4</b> | <b>1</b> | <b>5</b> | <b>0</b> | <b>0</b> | <b>1.0</b> | <b>0.0</b> | <b>0</b> | <b>0</b> | <b>0</b> | <b>2</b> | <b>1</b> |   |



# 2024 INDIVIDUAL GAME-BY-GAME STATS: DEFENSIVE

| DATE                            | OPP.            | TYSON CAMPBELL                          |          |          |          |          |            |            |          |          |          |          | TRE FLOWERS               |                |          |          |          |          |            |            |          |          |          | DANIEL THOMAS |                  |                  |          |          |          |          |            |            |          |          |          |          |          |          |   |   |   |   |   |     |     |   |   |   |   |   |   |
|---------------------------------|-----------------|---|----------|----------|----------|----------|------------|------------|----------|----------|----------|----------|---------------------------|----------------|----------|----------|----------|----------|------------|------------|----------|----------|----------|---------------|------------------|------------------|----------|----------|----------|----------|------------|------------|----------|----------|----------|----------|----------|----------|---|---|---|---|---|-----|-----|---|---|---|---|---|---|
|                                 |                 | S                                       | A        | TK       | TFL      | TFLY     | SK         | SKY        | INT      | FR       | FF       | PR       | PD                        | S              | A        | TK       | TFL      | TFLY     | SK         | SKY        | INT      | FR       | FF       | PR            | PD               | S                | A        | TK       | TFL      | TFLY     | SK         | SKY        | INT      | FR       | FF       | PR       | PD       |          |   |   |   |   |   |     |     |   |   |   |   |   |   |
| 09/08                           | at Miami        | 3                                       | 0        | 3        | 1        | 3        | 0.0        | 0.0        | 0        | 0        | 0        | 0        | 0                         | PRACTICE SQUAD |          |          |          |          |            |            |          |          |          |               | ON INACTIVE LIST |                  |          |          |          |          |            |            |          |          |          |          |          |          |   |   |   |   |   |     |     |   |   |   |   |   |   |
| 09/15                           | Cleveland       | INJURED RESERVE                         |          |          |          |          |            |            |          |          |          |          | 2                         | 0              | 2        | 0        | 0        | 0.0      | 0.0        | 0          | 0        | 0        | 0        | 0             | 0                | 0                | 0        | 0        | 0        | 0        | 0.0        | 0.0        | 0        | 0        | 0        | 0        | 0        | 0        | 0 | 0 | 0 | 0 | 0 | 0.0 | 0.0 | 0 | 0 | 0 | 0 | 0 | 0 |
| 09/23                           | at Buffalo      | INJURED RESERVE                         |          |          |          |          |            |            |          |          |          |          | 0                         | 0              | 0        | 0        | 0        | 0.0      | 0.0        | 0          | 0        | 0        | 0        | 0             | 0                | 0                | 1        | 1        | 0        | 0        | 0.0        | 0.0        | 0        | 0        | 0        | 0        | 0        | 0        | 0 | 0 | 0 | 0 | 0 | 0.0 | 0.0 | 0 | 0 | 0 | 0 | 0 | 0 |
| 09/29                           | at Houston      | INJURED RESERVE                         |          |          |          |          |            |            |          |          |          |          | 0                         | 0              | 0        | 0        | 0        | 0.0      | 0.0        | 0          | 0        | 0        | 0        | 0             | 0                | 0                | 0        | 0        | 0        | 0        | 0.0        | 0.0        | 0        | 0        | 0        | 0        | 0        | 0        | 1 | 1 | 2 | 0 | 0 | 0.0 | 0.0 | 0 | 0 | 0 | 0 | 0 | 0 |
| 10/06                           | Indianapolis    | INJURED RESERVE                         |          |          |          |          |            |            |          |          |          |          | 1                         | 0              | 1        | 0        | 0        | 0.0      | 0.0        | 0          | 0        | 0        | 0        | 0             | 0                | ON INACTIVE LIST |          |          |          |          |            |            |          |          |          |          |          |          |   |   |   |   |   |     |     |   |   |   |   |   |   |
| 10/13                           | at Chicago      | INJURED RESERVE - DESIGNATED FOR RETURN |          |          |          |          |            |            |          |          |          |          | DID NOT PLAY (NON-INJURY) |                |          |          |          |          |            |            |          |          |          | 0             | 0                | 0                | 0        | 0        | 0.0      | 0.0      | 0          | 0          | 0        | 0        | 0        |          |          |          |   |   |   |   |   |     |     |   |   |   |   |   |   |
| Sunday, Oct. 20   2:30 p.m. BST | New England     |   |          |          |          |          |            |            |          |          |          |          |                           |                |          |          |          |          |            |            |          |          |          |               |                  |                  |          |          |          |          |            |            |          |          |          |          |          |          |   |   |   |   |   |     |     |   |   |   |   |   |   |
| 10/27                           | Green Bay       |   |          |          |          |          |            |            |          |          |          |          |                           |                |          |          |          |          |            |            |          |          |          |               |                  |                  |          |          |          |          |            |            |          |          |          |          |          |          |   |   |   |   |   |     |     |   |   |   |   |   |   |
| 11/03                           | at Philadelphia |   |          |          |          |          |            |            |          |          |          |          |                           |                |          |          |          |          |            |            |          |          |          |               |                  |                  |          |          |          |          |            |            |          |          |          |          |          |          |   |   |   |   |   |     |     |   |   |   |   |   |   |
| 11/10                           | Minnesota       |   |          |          |          |          |            |            |          |          |          |          |                           |                |          |          |          |          |            |            |          |          |          |               |                  |                  |          |          |          |          |            |            |          |          |          |          |          |          |   |   |   |   |   |     |     |   |   |   |   |   |   |
| 11/17                           | at Detroit      |   |          |          |          |          |            |            |          |          |          |          |                           |                |          |          |          |          |            |            |          |          |          |               |                  |                  |          |          |          |          |            |            |          |          |          |          |          |          |   |   |   |   |   |     |     |   |   |   |   |   |   |
| 12/01                           | Houston         |   |          |          |          |          |            |            |          |          |          |          |                           |                |          |          |          |          |            |            |          |          |          |               |                  |                  |          |          |          |          |            |            |          |          |          |          |          |          |   |   |   |   |   |     |     |   |   |   |   |   |   |
| 12/08                           | at Tennessee    |   |          |          |          |          |            |            |          |          |          |          |                           |                |          |          |          |          |            |            |          |          |          |               |                  |                  |          |          |          |          |            |            |          |          |          |          |          |          |   |   |   |   |   |     |     |   |   |   |   |   |   |
| 12/15                           | N.Y. Jets       |   |          |          |          |          |            |            |          |          |          |          |                           |                |          |          |          |          |            |            |          |          |          |               |                  |                  |          |          |          |          |            |            |          |          |          |          |          |          |   |   |   |   |   |     |     |   |   |   |   |   |   |
| 12/22                           | at Las Vegas    |   |          |          |          |          |            |            |          |          |          |          |                           |                |          |          |          |          |            |            |          |          |          |               |                  |                  |          |          |          |          |            |            |          |          |          |          |          |          |   |   |   |   |   |     |     |   |   |   |   |   |   |
| 12/29                           | Tennessee       |   |          |          |          |          |            |            |          |          |          |          |                           |                |          |          |          |          |            |            |          |          |          |               |                  |                  |          |          |          |          |            |            |          |          |          |          |          |          |   |   |   |   |   |     |     |   |   |   |   |   |   |
| 01/05                           | at Indianapolis |   |          |          |          |          |            |            |          |          |          |          |                           |                |          |          |          |          |            |            |          |          |          |               |                  |                  |          |          |          |          |            |            |          |          |          |          |          |          |   |   |   |   |   |     |     |   |   |   |   |   |   |
| <b>TOTALS</b>                   |                 | <b>3</b>                                | <b>0</b> | <b>3</b> | <b>1</b> | <b>3</b> | <b>0.0</b> | <b>0.0</b> | <b>0</b> | <b>0</b> | <b>0</b> | <b>0</b> | <b>0</b>                  | <b>3</b>       | <b>0</b> | <b>3</b> | <b>0</b> | <b>0</b> | <b>0.0</b> | <b>0.0</b> | <b>0</b> | <b>0</b> | <b>0</b> | <b>0</b>      | <b>0</b>         | <b>1</b>         | <b>2</b> | <b>3</b> | <b>0</b> | <b>0</b> | <b>0.0</b> | <b>0.0</b> | <b>0</b> | <b>0</b> | <b>0</b> | <b>0</b> | <b>0</b> | <b>0</b> |   |   |   |   |   |     |     |   |   |   |   |   |   |

| DATE                            | OPP.            | TYLER LACY       |          |          |          |          |            |            |          |          |          |          | MYLES COLE       |                  |          |          |          |          |            |            |          |          |          | ESEZI OTOMEWO |                  |                  |          |          |          |          |            |            |          |          |          |          |          |          |                  |  |  |  |  |  |  |  |  |  |  |
|---------------------------------|-----------------|------------------|----------|----------|----------|----------|------------|------------|----------|----------|----------|----------|------------------|------------------|----------|----------|----------|----------|------------|------------|----------|----------|----------|---------------|------------------|------------------|----------|----------|----------|----------|------------|------------|----------|----------|----------|----------|----------|----------|------------------|--|--|--|--|--|--|--|--|--|--|
|                                 |                 | S                | A        | TK       | TFL      | TFLY     | SK         | SKY        | INT      | FR       | FF       | PR       | PD               | S                | A        | TK       | TFL      | TFLY     | SK         | SKY        | INT      | FR       | FF       | PR            | PD               | S                | A        | TK       | TFL      | TFLY     | SK         | SKY        | INT      | FR       | FF       | PR       | PD       |          |                  |  |  |  |  |  |  |  |  |  |  |
| 09/08                           | at Miami        | 0                | 0        | 0        | 0        | 0        | 0.0        | 0.0        | 0        | 0        | 0        | 0        | 0                | 0                | 0        | 0        | 0        | 0        | 0.0        | 0.0        | 0        | 0        | 0        | 0             | 0                | ON INACTIVE LIST |          |          |          |          |            |            |          |          |          |          |          |          |                  |  |  |  |  |  |  |  |  |  |  |
| 09/15                           | Cleveland       | ON INACTIVE LIST |          |          |          |          |            |            |          |          |          |          | 1                | 0                | 1        | 0        | 0        | 0.0      | 0.0        | 0          | 0        | 0        | 0        | 0             | 0                | 0                | 2        | 2        | 0        | 0        | 0.0        | 0.0        | 0        | 0        | 0        | 0        | 0        | 0        | ON INACTIVE LIST |  |  |  |  |  |  |  |  |  |  |
| 09/23                           | at Buffalo      | 0                | 1        | 1        | 0        | 0        | 0.0        | 0.0        | 0        | 0        | 0        | 0        | 0                | ON INACTIVE LIST |          |          |          |          |            |            |          |          |          |               | ON INACTIVE LIST |                  |          |          |          |          |            |            |          |          |          |          |          |          |                  |  |  |  |  |  |  |  |  |  |  |
| 09/29                           | at Houston      | 0                | 0        | 0        | 0        | 0        | 0.0        | 0.0        | 0        | 0        | 0        | 0        | 0                | ON INACTIVE LIST |          |          |          |          |            |            |          |          |          |               | 0                | 0                | 0        | 0        | 0        | 0.0      | 0.0        | 0          | 0        | 0        | 0        | 0        |          |          |                  |  |  |  |  |  |  |  |  |  |  |
| 10/06                           | Indianapolis    | 1                | 0        | 1        | 0        | 0        | 0.0        | 0.0        | 0        | 0        | 0        | 0        | 0                | ON INACTIVE LIST |          |          |          |          |            |            |          |          |          |               | 0                | 0                | 0        | 0        | 0        | 0.0      | 0.0        | 0          | 0        | 0        | 0        | 1        | 0        |          |                  |  |  |  |  |  |  |  |  |  |  |
| 10/13                           | at Chicago      | ON INACTIVE LIST |          |          |          |          |            |            |          |          |          |          | ON INACTIVE LIST |                  |          |          |          |          |            |            |          |          |          | 0             | 2                | 2                | 0        | 0        | 0.5      | 2.0      | 0          | 0          | 0        | 0        | 1        | 0        |          |          |                  |  |  |  |  |  |  |  |  |  |  |
| Sunday, Oct. 20   2:30 p.m. BST | New England     |                  |          |          |          |          |            |            |          |          |          |          |                  |                  |          |          |          |          |            |            |          |          |          |               |                  |                  |          |          |          |          |            |            |          |          |          |          |          |          |                  |  |  |  |  |  |  |  |  |  |  |
| 10/27                           | Green Bay       |                  |          |          |          |          |            |            |          |          |          |          |                  |                  |          |          |          |          |            |            |          |          |          |               |                  |                  |          |          |          |          |            |            |          |          |          |          |          |          |                  |  |  |  |  |  |  |  |  |  |  |
| 11/03                           | at Philadelphia |                  |          |          |          |          |            |            |          |          |          |          |                  |                  |          |          |          |          |            |            |          |          |          |               |                  |                  |          |          |          |          |            |            |          |          |          |          |          |          |                  |  |  |  |  |  |  |  |  |  |  |
| 11/10                           | Minnesota       |                  |          |          |          |          |            |            |          |          |          |          |                  |                  |          |          |          |          |            |            |          |          |          |               |                  |                  |          |          |          |          |            |            |          |          |          |          |          |          |                  |  |  |  |  |  |  |  |  |  |  |
| 11/17                           | at Detroit      |                  |          |          |          |          |            |            |          |          |          |          |                  |                  |          |          |          |          |            |            |          |          |          |               |                  |                  |          |          |          |          |            |            |          |          |          |          |          |          |                  |  |  |  |  |  |  |  |  |  |  |
| 12/01                           | Houston         |                  |          |          |          |          |            |            |          |          |          |          |                  |                  |          |          |          |          |            |            |          |          |          |               |                  |                  |          |          |          |          |            |            |          |          |          |          |          |          |                  |  |  |  |  |  |  |  |  |  |  |
| 12/08                           | at Tennessee    |                  |          |          |          |          |            |            |          |          |          |          |                  |                  |          |          |          |          |            |            |          |          |          |               |                  |                  |          |          |          |          |            |            |          |          |          |          |          |          |                  |  |  |  |  |  |  |  |  |  |  |
| 12/15                           | N.Y. Jets       |                  |          |          |          |          |            |            |          |          |          |          |                  |                  |          |          |          |          |            |            |          |          |          |               |                  |                  |          |          |          |          |            |            |          |          |          |          |          |          |                  |  |  |  |  |  |  |  |  |  |  |
| 12/22                           | at Las Vegas    |                  |          |          |          |          |            |            |          |          |          |          |                  |                  |          |          |          |          |            |            |          |          |          |               |                  |                  |          |          |          |          |            |            |          |          |          |          |          |          |                  |  |  |  |  |  |  |  |  |  |  |
| 12/29                           | Tennessee       |                  |          |          |          |          |            |            |          |          |          |          |                  |                  |          |          |          |          |            |            |          |          |          |               |                  |                  |          |          |          |          |            |            |          |          |          |          |          |          |                  |  |  |  |  |  |  |  |  |  |  |
| 01/05                           | at Indianapolis |                  |          |          |          |          |            |            |          |          |          |          |                  |                  |          |          |          |          |            |            |          |          |          |               |                  |                  |          |          |          |          |            |            |          |          |          |          |          |          |                  |  |  |  |  |  |  |  |  |  |  |
| <b>TOTALS</b>                   |                 | <b>1</b>         | <b>1</b> | <b>2</b> | <b>0</b> | <b>0</b> | <b>0.0</b> | <b>0.0</b> | <b>0</b> | <b>0</b> | <b>0</b> | <b>0</b> | <b>0</b>         | <b>1</b>         | <b>0</b> | <b>1</b> | <b>0</b> | <b>0</b> | <b>0.0</b> | <b>0.0</b> | <b>0</b> | <b>0</b> | <b>0</b> | <b>0</b>      | <b>0</b>         | <b>0</b>         | <b>4</b> | <b>4</b> | <b>0</b> | <b>0</b> | <b>0.5</b> | <b>2.0</b> | <b>0</b> | <b>0</b> | <b>0</b> | <b>0</b> | <b>2</b> | <b>0</b> |                  |  |  |  |  |  |  |  |  |  |  |

| DATE                            | OPP.            | JORDAN JEFFERSON |          |          |          |          |            |            |          |          |          |          | DE'ANTRE PRINCE           |          |          |          |          |          |            |            |          |          |          |          |          |  |  |  |  |  |  |  |  |  |
|---------------------------------|-----------------|------------------|----------|----------|----------|----------|------------|------------|----------|----------|----------|----------|---------------------------|----------|----------|----------|----------|----------|------------|------------|----------|----------|----------|----------|----------|--|--|--|--|--|--|--|--|--|
|                                 |                 | S                | A        | TK       | TFL      | TFLY     | SK         | SKY        | INT      | FR       | FF       | PR       | PD                        | S        | A        | TK       | TFL      | TFLY     | SK         | SKY        | INT      | FR       | FF       | PR       | PD       |  |  |  |  |  |  |  |  |  |
| 09/08                           | at Miami        | ON INACTIVE LIST |          |          |          |          |            |            |          |          |          |          | DID NOT PLAY (NON-INJURY) |          |          |          |          |          |            |            |          |          |          |          |          |  |  |  |  |  |  |  |  |  |
| 09/15                           | Cleveland       | ON INACTIVE LIST |          |          |          |          |            |            |          |          |          |          | 0                         | 1        | 1        | 0        | 0        | 0.0      | 0.0        | 0          | 0        | 0        | 0        | 0        | 0        |  |  |  |  |  |  |  |  |  |
| 09/23                           | at Buffalo      | ON INACTIVE LIST |          |          |          |          |            |            |          |          |          |          | 0                         | 0        | 0        | 0        | 0        | 0.0      | 0.0        | 0          | 0        | 0        | 0        | 0        | 0        |  |  |  |  |  |  |  |  |  |
| 09/29                           | at Houston      | ON INACTIVE LIST |          |          |          |          |            |            |          |          |          |          | 0                         | 0        | 0        | 0        | 0        | 0.0      | 0.0        | 0          | 0        | 0        | 0        | 0        | 0        |  |  |  |  |  |  |  |  |  |
| 10/06                           | Indianapolis    | ON INACTIVE LIST |          |          |          |          |            |            |          |          |          |          | 0                         | 0        | 0        | 0        | 0        | 0.0      | 0.0        | 0          | 0        | 0        | 0        | 0        | 0        |  |  |  |  |  |  |  |  |  |
| 10/13                           | at Chicago      | 0                | 1        | 1        | 0        | 0        | 0.0        | 0.0        | 0        | 0        | 0        | 0        | 0                         | 0        | 0        | 0        | 0        | 0        | 0.0        | 0.0        | 0        | 0        | 0        | 0        | 0        |  |  |  |  |  |  |  |  |  |
| Sunday, Oct. 20   2:30 p.m. BST | New England     |                  |          |          |          |          |            |            |          |          |          |          |                           |          |          |          |          |          |            |            |          |          |          |          |          |  |  |  |  |  |  |  |  |  |
| 10/27                           | Green Bay       |                  |          |          |          |          |            |            |          |          |          |          |                           |          |          |          |          |          |            |            |          |          |          |          |          |  |  |  |  |  |  |  |  |  |
| 11/03                           | at Philadelphia |                  |          |          |          |          |            |            |          |          |          |          |                           |          |          |          |          |          |            |            |          |          |          |          |          |  |  |  |  |  |  |  |  |  |
| 11/10                           | Minnesota       |                  |          |          |          |          |            |            |          |          |          |          |                           |          |          |          |          |          |            |            |          |          |          |          |          |  |  |  |  |  |  |  |  |  |
| 11/17                           | at Detroit      |                  |          |          |          |          |            |            |          |          |          |          |                           |          |          |          |          |          |            |            |          |          |          |          |          |  |  |  |  |  |  |  |  |  |
| 12/01                           | Houston         |                  |          |          |          |          |            |            |          |          |          |          |                           |          |          |          |          |          |            |            |          |          |          |          |          |  |  |  |  |  |  |  |  |  |
| 12/08                           | at Tennessee    |                  |          |          |          |          |            |            |          |          |          |          |                           |          |          |          |          |          |            |            |          |          |          |          |          |  |  |  |  |  |  |  |  |  |
| 12/15                           | N.Y. Jets       |                  |          |          |          |          |            |            |          |          |          |          |                           |          |          |          |          |          |            |            |          |          |          |          |          |  |  |  |  |  |  |  |  |  |
| 12/22                           | at Las Vegas    |                  |          |          |          |          |            |            |          |          |          |          |                           |          |          |          |          |          |            |            |          |          |          |          |          |  |  |  |  |  |  |  |  |  |
| 12/29                           | Tennessee       |                  |          |          |          |          |            |            |          |          |          |          |                           |          |          |          |          |          |            |            |          |          |          |          |          |  |  |  |  |  |  |  |  |  |
| 01/05                           | at Indianapolis |                  |          |          |          |          |            |            |          |          |          |          |                           |          |          |          |          |          |            |            |          |          |          |          |          |  |  |  |  |  |  |  |  |  |
| <b>TOTALS</b>                   |                 | <b>0</b>         | <b>1</b> | <b>1</b> | <b>0</b> | <b>0</b> | <b>0.0</b> | <b>0.0</b> | <b>0</b> | <b>0</b> | <b>0</b> | <b>0</b> | <b>0</b>                  | <b>0</b> | <b>1</b> | <b>1</b> | <b>0</b> | <b>0</b> | <b>0.0</b> | <b>0.0</b> | <b>0</b> | <b>0</b> | <b>0</b> | <b>0</b> | <b>0</b> |  |  |  |  |  |  |  |  |  |





# 2024 GAME-BY-GAME TEAM OFFENSE

| 2024 REGULAR SEASON JAGUARS GAME-BY-GAME OFFENSE |       |       |       |       |       |        |       |       |       |       |       |       |       |       |       |       |       |        |
|--|-------|-------|-------|-------|-------|--------|-------|-------|-------|-------|-------|-------|-------|-------|-------|-------|-------|--------|
|  | 09/08 | 09/15 | 09/23 | 09/29 | 10/06 | 10/13  | 10/20 | 10/27 | 11/03 | 11/10 | 11/17 | 12/01 | 12/08 | 12/15 | 12/22 | 12/29 | 01/05 | Totals |
|  | @     |       | @     | @     |       | @      |       |       | @     |       | @     |       | @     |       | @     |       | @     |        |
|  | MIA   | CLE   | BUF   | HOU   | IND   | CHI    | NE    | GB    | PHI   | MIN   | DET   | HOU   | TEN   | NYJ   | LV    | TEN   | IND   |        |
| <b>FIRST DOWNS</b>                               |       |       |       |       |       |        |       |       |       |       |       |       |       |       |       |       |       |        |
| Total  | 17    | 18    | 19    | 17    | 20    | 17     |       |       |       |       |       |       |       |       |       |       |       | 108    |
| Rushing  | 7     | 7     | 7     | 5     | 6     | 3      |       |       |       |       |       |       |       |       |       |       |       | 35     |
| Passing  | 8     | 9     | 10    | 11    | 13    | 14     |       |       |       |       |       |       |       |       |       |       |       | 65     |
| Penalty  | 2     | 2     | 2     | 1     | 1     | 0      |       |       |       |       |       |       |       |       |       |       |       | 8      |
| <b>THIRD DOWNS</b>                               |       |       |       |       |       |        |       |       |       |       |       |       |       |       |       |       |       |        |
| Attempts   | 10    | 9     | 13    | 12    | 10    | 15     |       |       |       |       |       |       |       |       |       |       |       | 69     |
| Converted  | 2     | 3     | 2     | 4     | 3     | 7      |       |       |       |       |       |       |       |       |       |       |       | 21     |
| Percentage                                       | 20.0% | 33.3% | 15.4% | 33.3% | 30.0% | 46.7%  |       |       |       |       |       |       |       |       |       |       |       | 30.4%  |
| <b>FOURTH DOWNS</b>                              |       |       |       |       |       |        |       |       |       |       |       |       |       |       |       |       |       |        |
| Attempts   | 1     | 0     | 8     | 1     | 2     | 2      |       |       |       |       |       |       |       |       |       |       |       | 14     |
| Converted  | 0     | 0     | 4     | 0     | 1     | 2      |       |       |       |       |       |       |       |       |       |       |       | 7      |
| Percentage                                       | 0.0%  | 0     | 50.0% | 0.0%  | 50.0% | 100.0% |       |       |       |       |       |       |       |       |       |       |       | 50.0%  |
| <b>TOT. OFFENSE</b>                              |       |       |       |       |       |        |       |       |       |       |       |       |       |       |       |       |       |        |
| Net Yards  | 267   | 323   | 239   | 313   | 497   | 278    |       |       |       |       |       |       |       |       |       |       |       | 1,917  |
| Plays  | 50    | 55    | 68    | 58    | 57    | 60     |       |       |       |       |       |       |       |       |       |       |       | 348    |
| Avg./Play  | 5.3   | 5.9   | 3.5   | 5.4   | 8.7   | 4.6    |       |       |       |       |       |       |       |       |       |       |       | 5.5    |
| <b>RUSHING</b>                                   |       |       |       |       |       |        |       |       |       |       |       |       |       |       |       |       |       |        |
| Net Yards  | 128   | 127   | 92    | 158   | 126   | 68     |       |       |       |       |       |       |       |       |       |       |       | 699    |
| Rush. Att.                                       | 26    | 21    | 17    | 24    | 23    | 20     |       |       |       |       |       |       |       |       |       |       |       | 131    |
| Avg./Att.  | 4.9   | 6.0   | 5.4   | 6.6   | 5.5   | 3.4    |       |       |       |       |       |       |       |       |       |       |       | 5.3    |
| <b>PASSING</b>                                   |       |       |       |       |       |        |       |       |       |       |       |       |       |       |       |       |       |        |
| Net Yards  | 139   | 196   | 147   | 155   | 371   | 210    |       |       |       |       |       |       |       |       |       |       |       | 1,218  |
| Attempts   | 21    | 30    | 46    | 33    | 34    | 36     |       |       |       |       |       |       |       |       |       |       |       | 200    |
| Completions                                      | 12    | 14    | 26    | 18    | 28    | 24     |       |       |       |       |       |       |       |       |       |       |       | 122    |
| Intercepted                                      | 0     | 0     | 1     | 0     | 1     | 1      |       |       |       |       |       |       |       |       |       |       |       | 3      |
| Gross Yards                                      | 162   | 220   | 200   | 169   | 371   | 240    |       |       |       |       |       |       |       |       |       |       |       | 1,362  |
| Sacked   | 3.0   | 4.0   | 5.0   | 1.0   | 0.0   | 4.0    |       |       |       |       |       |       |       |       |       |       |       | 17.0   |
| Yards Lost                                       | 23    | 24    | 53    | 14    | 0     | 30     |       |       |       |       |       |       |       |       |       |       |       | 144    |
| <b>ADVANCES</b>                                  |       |       |       |       |       |        |       |       |       |       |       |       |       |       |       |       |       |        |
| Rushes   | 26    | 21    | 17    | 24    | 23    | 20     |       |       |       |       |       |       |       |       |       |       |       | 131    |
| Completions                                      | 12    | 14    | 26    | 18    | 28    | 24     |       |       |       |       |       |       |       |       |       |       |       | 122    |
| Totals   | 38    | 35    | 43    | 42    | 51    | 44     |       |       |       |       |       |       |       |       |       |       |       | 253    |
| Total Drives                                     | 11    | 10    | 10    | 12    | 12    | 10     |       |       |       |       |       |       |       |       |       |       |       | 65     |
| <b>PENALTIES</b>                                 |       |       |       |       |       |        |       |       |       |       |       |       |       |       |       |       |       |        |
| Number   | 8     | 6     | 7     | 6     | 3     | 8      |       |       |       |       |       |       |       |       |       |       |       | 38     |
| Yards  | 71    | 52    | 45    | 44    | 25    | 43     |       |       |       |       |       |       |       |       |       |       |       | 280    |
| <b>FUMBLES</b>                                   |       |       |       |       |       |        |       |       |       |       |       |       |       |       |       |       |       |        |
| Number   | 2     | 1     | 1     | 1     | 2     | 2      |       |       |       |       |       |       |       |       |       |       |       | 9      |
| Lost   | 1     | 0     | 1     | 0     | 1     | 1      |       |       |       |       |       |       |       |       |       |       |       | 4      |
| <b>PUNTING</b>                                   |       |       |       |       |       |        |       |       |       |       |       |       |       |       |       |       |       |        |
| Yards  | 311   | 156   | 109   | 253   | 102   | 193    |       |       |       |       |       |       |       |       |       |       |       | 1,124  |
| Punts  | 6     | 3     | 2     | 5     | 2     | 4      |       |       |       |       |       |       |       |       |       |       |       | 22     |
| Net Avg.   | 49.7  | 43.7  | 34.0  | 46.8  | 45.5  | 48.3   |       |       |       |       |       |       |       |       |       |       |       | 46.1   |
| Gross Avg.                                       | 51.8  | 52.0  | 54.5  | 50.6  | 51.0  | 48.3   |       |       |       |       |       |       |       |       |       |       |       | 51.1   |
| <b>SCORING</b>                                   |       |       |       |       |       |        |       |       |       |       |       |       |       |       |       |       |       |        |
| Points   | 17    | 13    | 10    | 20    | 37    | 16     |       |       |       |       |       |       |       |       |       |       |       | 113    |
| Q1   | 7     | 0     | 0     | 10    | 0     | 3      |       |       |       |       |       |       |       |       |       |       |       | 20     |
| Q2   | 10    | 3     | 3     | 3     | 13    | 0      |       |       |       |       |       |       |       |       |       |       |       | 32     |
| Q3   | 0     | 7     | 7     | 7     | 7     | 7      |       |       |       |       |       |       |       |       |       |       |       | 35     |
| Q4   | 0     | 3     | 0     | 0     | 17    | 6      |       |       |       |       |       |       |       |       |       |       |       | 26     |
| OT   | 0     | 0     | 0     | 0     | 0     | 0      |       |       |       |       |       |       |       |       |       |       |       | 0      |
| TD Rushing                                       | 1     | 1     | 0     | 0     | 2     | 0      |       |       |       |       |       |       |       |       |       |       |       | 4      |
| TD Passing                                       | 1     | 0     | 1     | 2     | 2     | 2      |       |       |       |       |       |       |       |       |       |       |       | 8      |
| TD KO Returns                                    | 0     | 0     | 0     | 0     | 0     | 0      |       |       |       |       |       |       |       |       |       |       |       | 0      |
| TD Punt Returns                                  | 0     | 0     | 0     | 0     | 0     | 0      |       |       |       |       |       |       |       |       |       |       |       | 0      |
| TD Sp. Teams                                     | 0     | 0     | 0     | 0     | 0     | 0      |       |       |       |       |       |       |       |       |       |       |       | 0      |
| TD Def. Returns                                  | 0     | 0     | 0     | 0     | 0     | 0      |       |       |       |       |       |       |       |       |       |       |       | 0      |
| FG Attempts                                      | 1     | 3     | 1     | 2     | 3     | 1      |       |       |       |       |       |       |       |       |       |       |       | 11     |
| FG Made  | 1     | 2     | 1     | 2     | 3     | 1      |       |       |       |       |       |       |       |       |       |       |       | 10     |
| Safety   | 0     | 0     | 0     | 0     | 0     | 0      |       |       |       |       |       |       |       |       |       |       |       | 0      |
| 2-Pt Attempts                                    | 0     | 0     | 0     | 0     | 0     | 1      |       |       |       |       |       |       |       |       |       |       |       | 1      |
| 2-Pt Made  | 0     | 0     | 0     | 0     | 0     | 0      |       |       |       |       |       |       |       |       |       |       |       | 0      |
| Time of Possession                               | 26:50 | 25:37 | 28:20 | 26:43 | 28:28 | 29:20  |       |       |       |       |       |       |       |       |       |       |       | 165:18 |



# 2024 GAME-BY-GAME TEAM DEFENSE

| 2024 REGULAR SEASON JAGUARS GAME-BY-GAME DEFENSE |       |        |        |       |        |        |       |       |       |       |       |       |       |       |       |       |       |        |        |
|--|-------|--------|--------|-------|--------|--------|-------|-------|-------|-------|-------|-------|-------|-------|-------|-------|-------|--------|--------|
|  | 09/08 | 09/15  | 09/23  | 09/29 | 10/06  | 10/13  | 10/20 | 10/27 | 11/03 | 11/10 | 11/17 | 12/01 | 12/08 | 12/15 | 12/22 | 12/29 | 01/05 | Totals |        |
|  | @     |        | @      | @     |        | @      |       |       | @     |       | @     |       | @     |       | @     |       | @     |        |        |
|  | MIA   | CLE    | BUF    | HOU   | IND    | CHI    | NE    | GB    | PHI   | MIN   | DET   | HOU   | TEN   | NYJ   | LV    | TEN   | IND   |        |        |
| <b>FIRST DOWNS</b>                               |       |        |        |       |        |        |       |       |       |       |       |       |       |       |       |       |       |        |        |
| Total  | 18    | 17     | 25     | 26    | 25     | 25     |       |       |       |       |       |       |       |       |       |       |       |        | 136    |
| Rushing  | 5     | 7      | 9      | 4     | 7      | 8      |       |       |       |       |       |       |       |       |       |       |       |        | 40     |
| Passing  | 11    | 7      | 15     | 20    | 17     | 14     |       |       |       |       |       |       |       |       |       |       |       |        | 84     |
| Penalty  | 2     | 3      | 1      | 2     | 1      | 3      |       |       |       |       |       |       |       |       |       |       |       |        | 12     |
| <b>THIRD DOWNS</b>                               |       |        |        |       |        |        |       |       |       |       |       |       |       |       |       |       |       |        |        |
| Attempts   | 16    | 14     | 11     | 13    | 14     | 11     |       |       |       |       |       |       |       |       |       |       |       |        | 79     |
| Converted  | 8     | 2      | 6      | 7     | 7      | 5      |       |       |       |       |       |       |       |       |       |       |       |        | 35     |
| Percentage                                       | 50.0% | 14.3%  | 54.5%  | 53.8% | 50.0%  | 45.5%  |       |       |       |       |       |       |       |       |       |       |       |        | 44.3%  |
| <b>FOURTH DOWNS</b>                              |       |        |        |       |        |        |       |       |       |       |       |       |       |       |       |       |       |        |        |
| Attempts   | 2     | 3      | 2      | 0     | 1      | 1      |       |       |       |       |       |       |       |       |       |       |       |        | 9      |
| Converted  | 0     | 3      | 2      | 0     | 1      | 1      |       |       |       |       |       |       |       |       |       |       |       |        | 7      |
| Percentage                                       | 0.0%  | 100.0% | 100.0% | 0     | 100.0% | 100.0% |       |       |       |       |       |       |       |       |       |       |       |        | 77.8%  |
| <b>TOT. OFFENSE</b>                              |       |        |        |       |        |        |       |       |       |       |       |       |       |       |       |       |       |        |        |
| Net Yards  | 400   | 297    | 388    | 435   | 447    | 373    |       |       |       |       |       |       |       |       |       |       |       |        | 2,340  |
| Plays  | 65    | 65     | 60     | 68    | 69     | 61     |       |       |       |       |       |       |       |       |       |       |       |        | 388    |
| Avg./Play  | 6.2   | 4.6    | 6.5    | 6.4   | 6.5    | 6.1    |       |       |       |       |       |       |       |       |       |       |       |        | 6.0    |
| <b>RUSHING</b>                                   |       |        |        |       |        |        |       |       |       |       |       |       |       |       |       |       |       |        |        |
| Net Yards  | 81    | 125    | 122    | 101   | 99     | 152    |       |       |       |       |       |       |       |       |       |       |       |        | 680    |
| Rush. Att.                                       | 25    | 29     | 29     | 26    | 20     | 29     |       |       |       |       |       |       |       |       |       |       |       |        | 158    |
| Avg./Att.  | 3.2   | 4.3    | 4.2    | 3.9   | 5.0    | 5.2    |       |       |       |       |       |       |       |       |       |       |       |        | 4.3    |
| <b>PASSING</b>                                   |       |        |        |       |        |        |       |       |       |       |       |       |       |       |       |       |       |        |        |
| Net Yards  | 319   | 172    | 266    | 334   | 348    | 221    |       |       |       |       |       |       |       |       |       |       |       |        | 1,660  |
| Attempts   | 37    | 34     | 31     | 40    | 45     | 29     |       |       |       |       |       |       |       |       |       |       |       |        | 216    |
| Completions                                      | 23    | 22     | 24     | 27    | 34     | 23     |       |       |       |       |       |       |       |       |       |       |       |        | 153    |
| Intercepted                                      | 0     | 0      | 0      | 0     | 0      | 1      |       |       |       |       |       |       |       |       |       |       |       |        | 1      |
| Gross Yards                                      | 338   | 186    | 266    | 345   | 383    | 226    |       |       |       |       |       |       |       |       |       |       |       |        | 1,744  |
| Sacked   | 3.0   | 2.0    | 0.0    | 2.0   | 4.0    | 3.0    |       |       |       |       |       |       |       |       |       |       |       |        | 14.0   |
| Yards Lost                                       | 19    | 14     | 0      | 11    | 35     | 5      |       |       |       |       |       |       |       |       |       |       |       |        | 84     |
| <b>ADVANCES</b>                                  |       |        |        |       |        |        |       |       |       |       |       |       |       |       |       |       |       |        |        |
| Rushes   | 25    | 29     | 29     | 26    | 20     | 29     |       |       |       |       |       |       |       |       |       |       |       |        | 158    |
| Completions                                      | 23    | 22     | 24     | 27    | 34     | 23     |       |       |       |       |       |       |       |       |       |       |       |        | 153    |
| Totals   | 48    | 51     | 53     | 53    | 54     | 52     |       |       |       |       |       |       |       |       |       |       |       |        | 311    |
| Total Drives                                     | 11    | 9      | 10     | 10    | 13     | 10     |       |       |       |       |       |       |       |       |       |       |       |        | 63     |
| <b>PENALTIES</b>                                 |       |        |        |       |        |        |       |       |       |       |       |       |       |       |       |       |       |        |        |
| Number   | 9     | 13     | 6      | 12    | 5      | 2      |       |       |       |       |       |       |       |       |       |       |       |        | 47     |
| Yards  | 103   | 100    | 47     | 93    | 34     | 10     |       |       |       |       |       |       |       |       |       |       |       |        | 387    |
| <b>FUMBLES</b>                                   |       |        |        |       |        |        |       |       |       |       |       |       |       |       |       |       |       |        |        |
| Number   | 0     | 1      | 0      | 1     | 1      | 1      |       |       |       |       |       |       |       |       |       |       |       |        | 4      |
| Lost   | 0     | 0      | 0      | 1     | 1      | 0      |       |       |       |       |       |       |       |       |       |       |       |        | 2      |
| <b>PUNTING</b>                                   |       |        |        |       |        |        |       |       |       |       |       |       |       |       |       |       |       |        |        |
| Yards  | 198   | 218    | 49     | 263   | 210    | 123    |       |       |       |       |       |       |       |       |       |       |       |        | 1,061  |
| Punts  | 4     | 5      | 1      | 6     | 4      | 2      |       |       |       |       |       |       |       |       |       |       |       |        | 22     |
| Net Avg.   | 48.8  | 38.0   | 49.0   | 43.5  | 35.5   | 48.0   |       |       |       |       |       |       |       |       |       |       |       |        | 42.4   |
| Gross Avg.                                       | 49.5  | 43.6   | 49.0   | 43.8  | 52.5   | 61.5   |       |       |       |       |       |       |       |       |       |       |       |        | 48.2   |
| <b>SCORING</b>                                   |       |        |        |       |        |        |       |       |       |       |       |       |       |       |       |       |       |        |        |
| Points   | 20    | 18     | 47     | 24    | 34     | 35     |       |       |       |       |       |       |       |       |       |       |       |        | 178    |
| Q1   | 0     | 7      | 13     | 7     | 7      | 0      |       |       |       |       |       |       |       |       |       |       |       |        | 34     |
| Q2   | 7     | 6      | 21     | 10    | 3      | 14     |       |       |       |       |       |       |       |       |       |       |       |        | 61     |
| Q3   | 7     | 3      | 3      | 0     | 0      | 7      |       |       |       |       |       |       |       |       |       |       |       |        | 20     |
| Q4   | 6     | 2      | 10     | 7     | 24     | 14     |       |       |       |       |       |       |       |       |       |       |       |        | 63     |
| OT   | 0     | 0      | 0      | 0     | 0      | 0      |       |       |       |       |       |       |       |       |       |       |       |        | 0      |
| TD Rushing                                       | 1     | 1      | 2      | 1     | 1      | 1      |       |       |       |       |       |       |       |       |       |       |       |        | 7      |
| TD Passing                                       | 1     | 0      | 4      | 2     | 3      | 4      |       |       |       |       |       |       |       |       |       |       |       |        | 14     |
| TD KO Returns                                    | 0     | 0      | 0      | 0     | 0      | 0      |       |       |       |       |       |       |       |       |       |       |       |        | 0      |
| TD Punt Returns                                  | 0     | 0      | 0      | 0     | 0      | 0      |       |       |       |       |       |       |       |       |       |       |       |        | 0      |
| TD Sp. Teams                                     | 0     | 0      | 0      | 0     | 0      | 0      |       |       |       |       |       |       |       |       |       |       |       |        | 0      |
| TD Def. Returns                                  | 0     | 0      | 0      | 0     | 0      | 0      |       |       |       |       |       |       |       |       |       |       |       |        | 0      |
| FG Attempts                                      | 3     | 3      | 2      | 1     | 2      | 1      |       |       |       |       |       |       |       |       |       |       |       |        | 12     |
| FG Made  | 2     | 3      | 2      | 1     | 2      | 0      |       |       |       |       |       |       |       |       |       |       |       |        | 10     |
| Safety   | 0     | 1      | 0      | 0     | 0      | 0      |       |       |       |       |       |       |       |       |       |       |       |        | 1      |
| 2-Pt Attempts                                    | 0     | 0      | 0      | 0     | 0      | 0      |       |       |       |       |       |       |       |       |       |       |       |        | 0      |
| 2-Pt Made  | 0     | 0      | 0      | 0     | 0      | 0      |       |       |       |       |       |       |       |       |       |       |       |        | 0      |
| Time of Possession                               | 33:10 | 34:23  | 31:40  | 33:17 | 31:32  | 30:40  |       |       |       |       |       |       |       |       |       |       |       |        | 194:42 |



# 2024 THIRD DOWN EFFICIENCY

| JAGUARS       |                 |              |              |              |              |              |              |              |              |              |               |                |
|---------------|-----------------|--------------|--------------|--------------|--------------|--------------|--------------|--------------|--------------|--------------|---------------|----------------|
| Date          | Opponent        | 3rd & 1      | 3rd & 2      | 3rd & 3      | 3rd & 4      | 3rd & 5      | 3rd & 6      | 3rd & 7      | 3rd & 8      | 3rd & 9      | 3rd & 10+     | Total          |
| 09/08         | at Miami        | 0 / 1        | 0 / 0        | 0 / 0        | 0 / 0        | 0 / 3        | 0 / 0        | 0 / 0        | 1 / 1        | 0 / 1        | 1 / 4         | 2 / 10         |
| 09/15         | Cleveland       | 1 / 1        | 0 / 0        | 0 / 0        | 0 / 1        | 0 / 1        | 0 / 0        | 1 / 3        | 0 / 1        | 0 / 0        | 1 / 2         | 3 / 9          |
| 09/23         | at Buffalo      | 0 / 1        | 1 / 3        | 1 / 1        | 0 / 0        | 0 / 0        | 0 / 1        | 0 / 0        | 0 / 1        | 0 / 2        | 0 / 4         | 2 / 13         |
| 09/29         | at Houston      | 0 / 2        | 0 / 0        | 1 / 1        | 2 / 3        | 0 / 1        | 0 / 0        | 0 / 0        | 0 / 0        | 0 / 2        | 1 / 3         | 4 / 12         |
| 10/06         | Indianapolis    | 1 / 2        | 0 / 1        | 0 / 0        | 1 / 1        | 0 / 0        | 1 / 2        | 0 / 0        | 0 / 0        | 0 / 1        | 0 / 3         | 3 / 10         |
| 10/13         | at Chicago      | 0 / 1        | 2 / 2        | 0 / 1        | 1 / 2        | 2 / 3        | 1 / 1        | 1 / 1        | 0 / 1        | 0 / 0        | 0 / 3         | 7 / 15         |
| 10/20         | New England     | --           | --           | --           | --           | --           | --           | --           | --           | --           | --            | --             |
| 10/27         | Green Bay       | --           | --           | --           | --           | --           | --           | --           | --           | --           | --            | --             |
| 11/03         | at Philadelphia | --           | --           | --           | --           | --           | --           | --           | --           | --           | --            | --             |
| 11/10         | Minnesota       | --           | --           | --           | --           | --           | --           | --           | --           | --           | --            | --             |
| 11/17         | at Detroit      | --           | --           | --           | --           | --           | --           | --           | --           | --           | --            | --             |
| 12/01         | Houston         | --           | --           | --           | --           | --           | --           | --           | --           | --           | --            | --             |
| 12/08         | at Tennessee    | --           | --           | --           | --           | --           | --           | --           | --           | --           | --            | --             |
| 12/15         | N.Y. Jets       | --           | --           | --           | --           | --           | --           | --           | --           | --           | --            | --             |
| 12/22         | at Las Vegas    | --           | --           | --           | --           | --           | --           | --           | --           | --           | --            | --             |
| 12/29         | Tennessee       | --           | --           | --           | --           | --           | --           | --           | --           | --           | --            | --             |
| 01/05         | at Indianapolis | --           | --           | --           | --           | --           | --           | --           | --           | --           | --            | --             |
| <b>TOTALS</b> |                 | <b>2 / 8</b> | <b>3 / 6</b> | <b>2 / 3</b> | <b>4 / 7</b> | <b>2 / 8</b> | <b>2 / 4</b> | <b>2 / 4</b> | <b>1 / 4</b> | <b>0 / 6</b> | <b>3 / 19</b> | <b>21 / 69</b> |
|               |                 | <b>25.0%</b> | <b>50.0%</b> | <b>66.7%</b> | <b>57.1%</b> | <b>25.0%</b> | <b>50.0%</b> | <b>50.0%</b> | <b>25.0%</b> | <b>0.0%</b>  | <b>15.8%</b>  | <b>30.4%</b>   |

| OPPONENT      |                 |              |               |               |               |              |              |              |              |              |               |                |
|---------------|-----------------|--------------|---------------|---------------|---------------|--------------|--------------|--------------|--------------|--------------|---------------|----------------|
| Date          | Opponent        | 3rd & 1      | 3rd & 2       | 3rd & 3       | 3rd & 4       | 3rd & 5      | 3rd & 6      | 3rd & 7      | 3rd & 8      | 3rd & 9      | 3rd & 10+     | Total          |
| 09/08         | at Miami        | 3 / 3        | 1 / 1         | 1 / 3         | 0 / 0         | 1 / 1        | 0 / 0        | 0 / 0        | 1 / 2        | 0 / 0        | 1 / 6         | 8 / 16         |
| 09/15         | Cleveland       | 0 / 0        | 0 / 0         | 0 / 3         | 0 / 0         | 1 / 1        | 0 / 2        | 0 / 0        | 1 / 1        | 0 / 0        | 0 / 7         | 2 / 14         |
| 09/23         | at Buffalo      | 1 / 2        | 0 / 0         | 1 / 1         | 0 / 0         | 1 / 2        | 1 / 2        | 0 / 2        | 0 / 0        | 1 / 1        | 1 / 1         | 6 / 11         |
| 09/29         | at Houston      | 0 / 0        | 1 / 1         | 2 / 2         | 1 / 1         | 0 / 0        | 0 / 1        | 1 / 2        | 1 / 1        | 0 / 0        | 1 / 5         | 7 / 13         |
| 10/06         | Indianapolis    | 1 / 2        | 0 / 0         | 2 / 2         | 1 / 1         | 0 / 1        | 1 / 2        | 0 / 2        | 1 / 1        | 0 / 1        | 1 / 2         | 7 / 14         |
| 10/13         | at Chicago      | 0 / 1        | 0 / 0         | 0 / 0         | 0 / 0         | 2 / 3        | 1 / 2        | 0 / 2        | 1 / 1        | 1 / 1        | 0 / 1         | 5 / 11         |
| 10/20         | New England     | --           | --            | --            | --            | --           | --           | --           | --           | --           | --            | --             |
| 10/27         | Green Bay       | --           | --            | --            | --            | --           | --           | --           | --           | --           | --            | --             |
| 11/03         | at Philadelphia | --           | --            | --            | --            | --           | --           | --           | --           | --           | --            | --             |
| 11/10         | Minnesota       | --           | --            | --            | --            | --           | --           | --           | --           | --           | --            | --             |
| 11/17         | at Detroit      | --           | --            | --            | --            | --           | --           | --           | --           | --           | --            | --             |
| 12/01         | Houston         | --           | --            | --            | --            | --           | --           | --           | --           | --           | --            | --             |
| 12/08         | at Tennessee    | --           | --            | --            | --            | --           | --           | --           | --           | --           | --            | --             |
| 12/15         | N.Y. Jets       | --           | --            | --            | --            | --           | --           | --           | --           | --           | --            | --             |
| 12/22         | at Las Vegas    | --           | --            | --            | --            | --           | --           | --           | --           | --           | --            | --             |
| 12/29         | Tennessee       | --           | --            | --            | --            | --           | --           | --           | --           | --           | --            | --             |
| 01/05         | at Indianapolis | --           | --            | --            | --            | --           | --           | --           | --           | --           | --            | --             |
| <b>TOTALS</b> |                 | <b>5 / 8</b> | <b>2 / 2</b>  | <b>6 / 11</b> | <b>2 / 2</b>  | <b>5 / 8</b> | <b>3 / 9</b> | <b>1 / 8</b> | <b>5 / 6</b> | <b>2 / 3</b> | <b>4 / 22</b> | <b>35 / 79</b> |
|               |                 | <b>62.5%</b> | <b>100.0%</b> | <b>54.5%</b>  | <b>100.0%</b> | <b>62.5%</b> | <b>33.3%</b> | <b>12.5%</b> | <b>83.3%</b> | <b>66.7%</b> | <b>18.2%</b>  | <b>44.3%</b>   |



# 2024 FOURTH DOWN EFFICIENCY

| Date          | Opponent        | JAGUARS      |              |              |              |              |               | OPPONENT      |              |              |              |              |              |
|---------------|-----------------|--------------|--------------|--------------|--------------|--------------|---------------|---------------|--------------|--------------|--------------|--------------|--------------|
|               |                 | 4th & 1      | 4th & 2      | 4th & 3      | 4th & 4      | 4th & 5+     | Total         | 4th & 1       | 4th & 2      | 4th & 3      | 4th & 4      | 4th & 5+     | Total        |
| 09/08         | at Miami        | 0 / 1        | 0 / 0        | 0 / 0        | 0 / 0        | 0 / 0        | 0 / 1         | 0 / 0         | 0 / 0        | 0 / 1        | 0 / 0        | 0 / 1        | 0 / 2        |
| 09/15         | Cleveland       | 0 / 0        | 0 / 0        | 0 / 0        | 0 / 0        | 0 / 0        | 0 / 0         | 3 / 3         | 0 / 0        | 0 / 0        | 0 / 0        | 0 / 0        | 3 / 3        |
| 09/23         | at Buffalo      | 4 / 4        | 0 / 1        | 0 / 0        | 0 / 0        | 0 / 3        | 4 / 8         | 1 / 1         | 0 / 0        | 1 / 1        | 0 / 0        | 0 / 0        | 2 / 2        |
| 09/29         | at Houston      | 0 / 1        | 0 / 0        | 0 / 0        | 0 / 0        | 0 / 0        | 0 / 1         | 0 / 0         | 0 / 0        | 0 / 0        | 0 / 0        | 0 / 0        | 0 / 0        |
| 10/06         | Indianapolis    | 1 / 1        | 0 / 1        | 0 / 0        | 0 / 0        | 0 / 0        | 1 / 2         | 1 / 1         | 0 / 0        | 0 / 0        | 0 / 0        | 0 / 0        | 1 / 1        |
| 10/13         | at Chicago      | 1 / 1        | 0 / 0        | 0 / 0        | 0 / 0        | 1 / 1        | 2 / 2         | 0 / 0         | 0 / 0        | 1 / 1        | 0 / 0        | 0 / 0        | 1 / 1        |
| 10/20         | New England     | --           | --           | --           | --           | --           | --            | --            | --           | --           | --           | --           | --           |
| 10/27         | Green Bay       | --           | --           | --           | --           | --           | --            | --            | --           | --           | --           | --           | --           |
| 11/03         | at Philadelphia | --           | --           | --           | --           | --           | --            | --            | --           | --           | --           | --           | --           |
| 11/10         | Minnesota       | --           | --           | --           | --           | --           | --            | --            | --           | --           | --           | --           | --           |
| 11/17         | at Detroit      | --           | --           | --           | --           | --           | --            | --            | --           | --           | --           | --           | --           |
| 12/01         | Houston         | --           | --           | --           | --           | --           | --            | --            | --           | --           | --           | --           | --           |
| 12/08         | at Tennessee    | --           | --           | --           | --           | --           | --            | --            | --           | --           | --           | --           | --           |
| 12/15         | N.Y. Jets       | --           | --           | --           | --           | --           | --            | --            | --           | --           | --           | --           | --           |
| 12/22         | at Las Vegas    | --           | --           | --           | --           | --           | --            | --            | --           | --           | --           | --           | --           |
| 12/29         | Tennessee       | --           | --           | --           | --           | --           | --            | --            | --           | --           | --           | --           | --           |
| 01/05         | at Indianapolis | --           | --           | --           | --           | --           | --            | --            | --           | --           | --           | --           | --           |
| <b>TOTALS</b> |                 | <b>6 / 8</b> | <b>0 / 2</b> | <b>0 / 0</b> | <b>0 / 0</b> | <b>1 / 4</b> | <b>7 / 14</b> | <b>5 / 5</b>  | <b>0 / 0</b> | <b>2 / 3</b> | <b>0 / 0</b> | <b>0 / 1</b> | <b>7 / 9</b> |
|               |                 | <b>75.0%</b> | <b>0.0%</b>  | <b>0.0%</b>  | <b>0.0%</b>  | <b>25.0%</b> | <b>50.0%</b>  | <b>100.0%</b> | <b>0.0%</b>  | <b>66.7%</b> | <b>0.0%</b>  | <b>0.0%</b>  | <b>77.8%</b> |



# 2024 GAME SUMMARIES



## WEEK 1



65,582 ■ Hard Rock Stadium ■ Sep 8, 2024

Jacksonville Jaguars ..... 7 10 0 0 – 17  
 Miami Dolphins ..... 0 7 7 6 – 20

### SCORING DRIVES

| TEAM     | QTR | TIME  | SCORING PLAY   | JAX | MIA |
|----------|-----|-------|--|-----|-----|
| Jaguars  | 1   | 04:31 | T.Etienne 1 yd. run (C.Little kick) (6-96, 3:18)                   | 7   | 0   |
| Jaguars  | 2   | 06:21 | B.Thomas 14 yd. pass from T.Lawrence (C.Little kick) (8-55, 5:31)  | 14  | 0   |
| Dolphins | 2   | 01:04 | D.Achane 1 yd. run (J.Sanders kick) (12-70, 5:17)                  | 14  | 7   |
| Jaguars  | 2   | 00:00 | C.Little 53 yd. Field Goal (6-43, 1:04)                            | 17  | 7   |
| Dolphins | 3   | 02:08 | T.Hill 80 yd. pass from T.Tagovailoa (J.Sanders kick) (1-80, 0:11) | 17  | 14  |
| Dolphins | 4   | 04:22 | J.Sanders 37 yd. Field Goal (12-73, 6:44)                          | 17  | 17  |
| Dolphins | 4   | 00:00 | J.Sanders 52 yd. Field Goal (8-31, 2:09)                           | 17  | 20  |

### JACKSONVILLE JAGUARS

| PASSING         | ATT       | CP        | YDS        | SK/YD       | TD       | LG        | INT      | RTG         |
|-----------------|-----------|-----------|------------|-------------|----------|-----------|----------|-------------|
| Trevor Lawrence | 21        | 12        | 162        | 3/23        | 1        | 30        | 0        | 97.7        |
| <b>TOTAL</b>    | <b>21</b> | <b>12</b> | <b>162</b> | <b>3/23</b> | <b>1</b> | <b>30</b> | <b>0</b> | <b>97.7</b> |

| RUSHING            | ATT       | YDS        | AVG        | LG        | TD       |
|--------------------|-----------|------------|------------|-----------|----------|
| Tank Bigsby        | 12        | 73         | 6.1        | 26        | 0        |
| Travis Etienne Jr. | 12        | 44         | 3.7        | 11        | 1        |
| Trevor Lawrence    | 1         | 8          | 8.0        | 8         | 0        |
| Devin Duvernay     | 1         | 3          | 3.0        | 3         | 0        |
| <b>TOTAL</b>       | <b>26</b> | <b>128</b> | <b>4.9</b> | <b>26</b> | <b>1</b> |

| RECEIVING          | NO        | YDS        | AVG         | LG        | TD       |
|--------------------|-----------|------------|-------------|-----------|----------|
| Brian Thomas Jr.   | 4         | 47         | 11.8        | 18        | 1        |
| Gabe Davis         | 3         | 62         | 20.7        | 22        | 0        |
| Travis Etienne Jr. | 2         | 15         | 7.5         | 12        | 0        |
| Christian Kirk     | 1         | 30         | 30.0        | 30        | 0        |
| Evan Engram        | 1         | 5          | 5.0         | 5         | 0        |
| Parker Washington  | 1         | 3          | 3.0         | 3         | 0        |
| <b>TOTAL</b>       | <b>12</b> | <b>162</b> | <b>13.5</b> | <b>30</b> | <b>1</b> |

| TOP DEFENSE      | TOT | SOLO | AST | SCK | YDS | INT |
|------------------|-----|------|-----|-----|-----|-----|
| Foyesade Oluokun | 11  | 9    | 2   | 0.0 | 0.0 | 0   |
| Devin Lloyd      | 9   | 7    | 2   | 0.0 | 0.0 | 0   |
| Antonio Johnson  | 9   | 5    | 4   | 0.0 | 0.0 | 0   |

| FIELD GOALS  | FGM/FGA    | PERCENT      | RESULTS |
|--------------|------------|--------------|---------|
| Cam Little   | 1-1        | 100.0        | 53G     |
| <b>TOTAL</b> | <b>1-1</b> | <b>100.0</b> |         |

### MIAMI DOLPHINS

| PASSING        | ATT       | CP        | YDS        | SK/YD       | TD       | LG         | INT      | RTG          |
|----------------|-----------|-----------|------------|-------------|----------|------------|----------|--------------|
| Tua Tagovailoa | 37        | 23        | 338        | 3/19        | 1        | 80t        | 0        | 101.0        |
| <b>TOTAL</b>   | <b>37</b> | <b>23</b> | <b>338</b> | <b>3/19</b> | <b>1</b> | <b>80T</b> | <b>0</b> | <b>101.0</b> |

| RUSHING         | ATT       | YDS       | AVG        | LG        | TD       |
|-----------------|-----------|-----------|------------|-----------|----------|
| Jeff Wilson Jr. | 5         | 26        | 5.2        | 14        | 0        |
| De'Von Achane   | 10        | 24        | 2.4        | 9         | 1        |
| Tua Tagovailoa  | 1         | 11        | 11.0       | 11        | 0        |
| Raheem Mostert  | 6         | 9         | 1.5        | 6         | 0        |
| Alec Ingold     | 2         | 8         | 4.0        | 6         | 0        |
| Jaylen Waddle   | 1         | 3         | 3.0        | 3         | 0        |
| <b>TOTAL</b>    | <b>25</b> | <b>81</b> | <b>3.2</b> | <b>14</b> | <b>1</b> |

| RECEIVING      | NO        | YDS        | AVG         | LG         | TD       |
|----------------|-----------|------------|-------------|------------|----------|
| Tyreek Hill    | 7         | 130        | 18.6        | 80t        | 1        |
| De'Von Achane  | 7         | 76         | 10.9        | 39         | 0        |
| Jaylen Waddle  | 5         | 109        | 21.8        | 63         | 0        |
| Raheem Mostert | 2         | 10         | 5.0         | 7          | 0        |
| Jonnu Smith    | 1         | 7          | 7.0         | 7          | 0        |
| Julian Hill    | 1         | 6          | 6.0         | 6          | 0        |
| <b>TOTAL</b>   | <b>23</b> | <b>338</b> | <b>14.7</b> | <b>80T</b> | <b>1</b> |

| TOP DEFENSE    | TOT | SOLO | AST | SCK | YDS | INT |
|----------------|-----|------|-----|-----|-----|-----|
| David Long Jr. | 8   | 7    | 1   | 0.0 | 0.0 | 0   |
| Kendall Fuller | 6   | 4    | 2   | 0.0 | 0.0 | 0   |
| Jordan Poyer   | 6   | 3    | 3   | 0.0 | 0.0 | 0   |

| FIELD GOALS   | FGM/FGA    | PERCENT     | RESULTS        |
|---------------|------------|-------------|----------------|
| Jason Sanders | 2-3        | 66.7        | 42WL, 37G, 52G |
| <b>TOTAL</b>  | <b>2-3</b> | <b>66.0</b> |                |

### Team Statistics

|                              | Jaguars  | Dolphins |
|------------------------------|----------|----------|
| First Downs                  | 17       | 18       |
| 3rd-Down Eff. (Made/Att/Pct) | 2/10/20% | 8/16/50% |
| 4th-Down Eff. (Made/Att/Pct) | 0/1/0%   | 0/2/0%   |
| Total Net Yards              | 267      | 400      |
| Total Plays                  | 50       | 65       |
| Yards Per Play               | 5.3      | 6.2      |
| Rushes/Net Yards             | 26/128   | 25/81    |
| Net Passing                  | 139      | 319      |
| Pass Attempts/Completions    | 21/12    | 37/23    |
| Had Intercepted              | 0        | 0        |
| Sacked/Yards Lost            | 3/23     | 3/19     |
| Punts/Average                | 6/51.8   | 4/49.5   |
| Penalties/Yards              | 8/71     | 9/103    |
| Fumbles/Lost                 | 2/1      | 0/0      |
| Possession Time              | 26:50    | 33:10    |



# 2024 GAME SUMMARIES



## WEEK 2



60,105 ■ EverBank Stadium ■ Sep 15, 2024

Cleveland Browns ..... 7    6    3    2    -    18  
 Jacksonville Jaguars ..... 0    3    7    3    -    13

### SCORING DRIVES

| TEAM    | QTR | TIME  | SCORING PLAY   | CLE | JAX |
|---------|-----|-------|--|-----|-----|
| Browns  | 1   | 02:29 | D.Watson 1 yd. run (D.Hopkins kick) (16-89, 9:14)      | 7   | 0   |
| Browns  | 2   | 09:52 | D.Hopkins 53 yd. Field Goal (12-41, 6:35)              | 10  | 0   |
| Jaguars | 2   | 04:44 | C.Little 22 yd. Field Goal (11-66, 5:08)               | 10  | 3   |
| Browns  | 2   | 00:27 | D.Hopkins 38 yd. Field Goal (8-52, 4:17)               | 13  | 3   |
| Browns  | 3   | 10:20 | D.Hopkins 44 yd. Field Goal (6-23, 2:16)               | 16  | 3   |
| Jaguars | 3   | 01:11 | T.Etienne 4 yd. run (C.Little kick) (3-72, 1:18)       | 16  | 10  |
| Jaguars | 4   | 07:32 | C.Little 25 yd. Field Goal (13-83, 6:42)               | 16  | 13  |
| Browns  | 4   | 01:44 | T.Lawrence sacked in end zone by A.Wright for a Safety | 18  | 13  |

### JACKSONVILLE JAGUARS

| PASSING         | ATT       | CP        | YDS        | SK/YD       | TD       | LG        | INT      | RTG         |
|-----------------|-----------|-----------|------------|-------------|----------|-----------|----------|-------------|
| Trevor Lawrence | 30        | 14        | 220        | 4/24        | 0        | 66        | 0        | 71.5        |
| <b>TOTAL</b>    | <b>30</b> | <b>14</b> | <b>220</b> | <b>4/24</b> | <b>0</b> | <b>66</b> | <b>0</b> | <b>71.5</b> |

| RUSHING            | ATT       | YDS        | AVG        | LG        | TD       |
|--------------------|-----------|------------|------------|-----------|----------|
| Travis Etienne Jr. | 13        | 52         | 4.0        | 20        | 1        |
| Trevor Lawrence    | 2         | 45         | 22.5       | 33        | 0        |
| D'Ernest Johnson   | 5         | 26         | 5.2        | 9         | 0        |
| Devin Duvernay     | 1         | 4          | 4.0        | 4         | 0        |
| <b>TOTAL</b>       | <b>21</b> | <b>127</b> | <b>6.0</b> | <b>33</b> | <b>1</b> |

| RECEIVING          | NO        | YDS        | AVG         | LG        | TD       |
|--------------------|-----------|------------|-------------|-----------|----------|
| Brenton Strange    | 3         | 65         | 21.7        | 30        | 0        |
| Gabe Davis         | 3         | 43         | 14.3        | 22        | 0        |
| Travis Etienne Jr. | 3         | 6          | 2.0         | 8         | 0        |
| Brian Thomas Jr.   | 2         | 94         | 47.0        | 66        | 0        |
| Luke Farrell       | 2         | 13         | 6.5         | 7         | 0        |
| Christian Kirk     | 1         | -1         | -1.0        | -1        | 0        |
| <b>TOTAL</b>       | <b>14</b> | <b>220</b> | <b>15.7</b> | <b>66</b> | <b>0</b> |

| TOP DEFENSE      | TOT | SOLO | AST | SCK | YDS | INT |
|------------------|-----|------|-----|-----|-----|-----|
| Montaric Brown   | 11  | 11   | 0   | 0.0 | 0.0 | 0   |
| Devin Lloyd      | 8   | 5    | 3   | 0.0 | 0.0 | 0   |
| Foyesade Oluokun | 8   | 2    | 6   | 1.0 | 9.0 | 0   |

| FIELD GOALS  | FGM/FGA    | PERCENT     | RESULTS        |
|--------------|------------|-------------|----------------|
| Cam Little   | 2-3        | 66.7        | 22G, 43RU, 25G |
| <b>TOTAL</b> | <b>2-3</b> | <b>66.0</b> |                |

### CLEVELAND BROWNS

| PASSING        | ATT       | CP        | YDS        | SK/YD       | TD       | LG        | INT      | RTG         |
|----------------|-----------|-----------|------------|-------------|----------|-----------|----------|-------------|
| Deshaun Watson | 34        | 22        | 186        | 2/14        | 0        | 30        | 0        | 78.8        |
| <b>TOTAL</b>   | <b>34</b> | <b>22</b> | <b>186</b> | <b>2/14</b> | <b>0</b> | <b>30</b> | <b>0</b> | <b>78.8</b> |

| RUSHING           | ATT       | YDS        | AVG        | LG        | TD       |
|-------------------|-----------|------------|------------|-----------|----------|
| Jerome Ford       | 7         | 64         | 9.1        | 36        | 0        |
| D'Onta Foreman    | 14        | 42         | 3.0        | 9         | 0        |
| Deshaun Watson    | 5         | 20         | 4.0        | 9         | 1        |
| Jameis Winston    | 2         | 4          | 2.0        | 2         | 0        |
| Pierre Strong Jr. | 1         | -5         | -5.0       | -5        | 0        |
| <b>TOTAL</b>      | <b>29</b> | <b>125</b> | <b>4.3</b> | <b>36</b> | <b>1</b> |

| RECEIVING         | NO        | YDS        | AVG        | LG        | TD       |
|-------------------|-----------|------------|------------|-----------|----------|
| Elijah Moore      | 6         | 44         | 7.3        | 22        | 0        |
| Jerry Jeudy       | 5         | 73         | 14.6       | 30        | 0        |
| David Bell        | 3         | 27         | 9.0        | 12        | 0        |
| Amari Cooper      | 3         | 11         | 3.7        | 7         | 0        |
| Jordan Akins      | 1         | 10         | 10.0       | 10        | 0        |
| Pierre Strong Jr. | 1         | 10         | 10.0       | 10        | 0        |
| D'Onta Foreman    | 1         | 9          | 9.0        | 9         | 0        |
| Cedric Tillman    | 1         | 2          | 2.0        | 2         | 0        |
| Jerome Ford       | 1         | 0          | 0.0        | 0         | 0        |
| <b>TOTAL</b>      | <b>22</b> | <b>186</b> | <b>8.5</b> | <b>30</b> | <b>0</b> |

| TOP DEFENSE             | TOT | SOLO | AST | SCK | YDS | INT |
|-------------------------|-----|------|-----|-----|-----|-----|
| Jeremiah Owusu-Koramoah | 7   | 6    | 1   | 0.0 | 0.0 | 0   |
| Grant Delpit            | 6   | 5    | 1   | 0.0 | 0.0 | 0   |
| Myles Garrett           | 3   | 3    | 0   | 1.0 | 9.0 | 0   |

| FIELD GOALS    | FGM/FGA    | PERCENT      | RESULTS       |
|----------------|------------|--------------|---------------|
| Dustin Hopkins | 3-3        | 100.0        | 53G, 38G, 44G |
| <b>TOTAL</b>   | <b>3-3</b> | <b>100.0</b> |               |

### Team Statistics

|                              | Browns   | Jaguars |
|------------------------------|----------|---------|
| First Downs                  | 17       | 18      |
| 3rd-Down Eff. (Made/Att/Pct) | 2/14/14% | 3/9/33% |
| 4th-Down Eff. (Made/Att/Pct) | 3/3/100% | 0/0/0%  |
| Total Net Yards              | 297      | 323     |
| Total Plays                  | 65       | 55      |
| Yards Per Play               | 4.6      | 5.9     |
| Rushes/Net Yards             | 29/125   | 21/127  |
| Net Passing                  | 172      | 196     |
| Pass Attempts/Completions    | 34/22    | 30/14   |
| Had Intercepted              | 0        | 0       |
| Sacked/Yards Lost            | 2/14     | 4/24    |
| Punts/Average                | 5/43.6   | 3/52.0  |
| Penalties/Yards              | 13/100   | 6/52    |
| Fumbles/Lost                 | 1/0      | 1/0     |
| Possession Time              | 34:23    | 25:37   |



# 2024 GAME SUMMARIES



## WEEK 3



70,316 ■ Highmark Stadium ■ Sep 23, 2024

Jacksonville Jaguars ..... 0 3 7 0 - 10  
 Buffalo Bills ..... 13 21 3 10 - 47

### SCORING DRIVES

| TEAM    | QTR | TIME  | SCORING PLAY  | JAX | BUF |
|---------|-----|-------|---|-----|-----|
| Bills   | 1   | 09:34 | J.Cook 6 yd. run (kick blocked) (10-70, 5:26)                     | 0   | 6   |
| Bills   | 1   | 03:25 | D.Kincaid 6 yd. pass from J.Allen (T.Bass kick) (11-65, 5:12)     | 0   | 13  |
| Jaguars | 2   | 10:39 | C.Little 41 yd. Field Goal (14-47, 7:46)                          | 3   | 13  |
| Bills   | 2   | 06:19 | K.Coleman 24 yd. pass from J.Allen (T.Bass kick) (8-68, 4:20)     | 3   | 20  |
| Bills   | 2   | 02:04 | K.Shakir 27 yd. pass from J.Allen (T.Bass kick) (5-41, 2:09)      | 3   | 27  |
| Bills   | 2   | 00:19 | Ty.Johnson 16 yd. pass from J.Allen (T.Bass kick) (5-64, 0:53)    | 3   | 34  |
| Jaguars | 3   | 11:15 | B.Strange 6 yd. pass from T.Lawrence (C.Little kick) (8-70, 3:45) | 10  | 34  |
| Bills   | 3   | 05:03 | T.Bass 27 yd. Field Goal (11-61, 6:12)                            | 10  | 37  |
| Bills   | 4   | 07:45 | T.Bass 43 yd. Field Goal (4-7, 2:13)                              | 10  | 40  |
| Bills   | 4   | 04:04 | R.Davis 3 yd. run (T.Bass kick) (4-21, 2:17)                      | 10  | 47  |

### JACKSONVILLE JAGUARS

| PASSING         | ATT       | CP        | YDS        | SK/YD       | TD       | LG        | INT      | RTG         |
|-----------------|-----------|-----------|------------|-------------|----------|-----------|----------|-------------|
| Trevor Lawrence | 38        | 21        | 178        | 4/36        | 1        | 24        | 1        | 65.5        |
| Mac Jones       | 8         | 5         | 22         | 1/17        | 0        | 9         | 0        | 66.7        |
| <b>TOTAL</b>    | <b>46</b> | <b>26</b> | <b>200</b> | <b>5/53</b> | <b>1</b> | <b>24</b> | <b>1</b> | <b>65.5</b> |

| RUSHING            | ATT       | YDS       | AVG        | LG        | TD       |
|--------------------|-----------|-----------|------------|-----------|----------|
| Travis Etienne Jr. | 11        | 68        | 6.2        | 22        | 0        |
| D'Ernest Johnson   | 2         | 12        | 6.0        | 11        | 0        |
| Tank Bigsby        | 2         | 9         | 4.5        | 7         | 0        |
| Trevor Lawrence    | 2         | 3         | 1.5        | 2         | 0        |
| <b>TOTAL</b>       | <b>17</b> | <b>92</b> | <b>5.4</b> | <b>22</b> | <b>0</b> |

| RECEIVING          | NO        | YDS        | AVG        | LG        | TD       |
|--------------------|-----------|------------|------------|-----------|----------|
| Christian Kirk     | 8         | 79         | 9.9        | 24        | 0        |
| Brian Thomas Jr.   | 5         | 48         | 9.6        | 16        | 0        |
| Travis Etienne Jr. | 4         | 17         | 4.3        | 8         | 0        |
| Gabe Davis         | 2         | 18         | 9.0        | 13        | 0        |
| Parker Washington  | 2         | 18         | 9.0        | 12        | 0        |
| Brenton Strange    | 2         | 12         | 6.0        | 6t        | 1        |
| Josiah Deguara     | 1         | 8          | 8.0        | 8         | 0        |
| Luke Farrell       | 1         | 1          | 1.0        | 1         | 0        |
| Devin Duvernay     | 1         | -1         | -1.0       | -1        | 0        |
| <b>TOTAL</b>       | <b>26</b> | <b>200</b> | <b>7.7</b> | <b>24</b> | <b>1</b> |

| TOP DEFENSE     | TOT | SOLO | AST | SCK | YDS | INT |
|-----------------|-----|------|-----|-----|-----|-----|
| Montaric Brown  | 7   | 4    | 3   | 0.0 | 0.0 | 0   |
| Chad Muma       | 7   | 2    | 5   | 0.0 | 0.0 | 0   |
| Antonio Johnson | 6   | 5    | 1   | 0.0 | 0.0 | 0   |

| FIELD GOALS  | FGM/FGA    | PERCENT      | RESULTS |
|--------------|------------|--------------|---------|
| Cam Little   | 1-1        | 100.0        | 41G     |
| <b>TOTAL</b> | <b>1-1</b> | <b>100.0</b> |         |

### BUFFALO BILLS

| PASSING           | ATT       | CP        | YDS        | SK/YD      | TD       | LG        | INT      | RTG          |
|-------------------|-----------|-----------|------------|------------|----------|-----------|----------|--------------|
| Josh Allen        | 30        | 23        | 263        | 0/0        | 4        | 28        | 0        | 142.1        |
| Mitchell Trubisky | 1         | 1         | 3          | 0/0        | 0        | 3         | 0        | 79.2         |
| <b>TOTAL</b>      | <b>31</b> | <b>24</b> | <b>266</b> | <b>0/0</b> | <b>4</b> | <b>28</b> | <b>0</b> | <b>141.9</b> |

| RUSHING           | ATT       | YDS        | AVG        | LG        | TD       |
|-------------------|-----------|------------|------------|-----------|----------|
| Josh Allen        | 6         | 44         | 7.3        | 13        | 0        |
| James Cook        | 11        | 39         | 3.5        | 13        | 1        |
| Ray Davis         | 7         | 22         | 3.1        | 10        | 1        |
| Ty Johnson        | 3         | 18         | 6.0        | 18        | 0        |
| Curtis Samuel     | 1         | 0          | 0.0        | 0         | 0        |
| Mitchell Trubisky | 1         | -1         | -1.0       | -1        | 0        |
| <b>TOTAL</b>      | <b>29</b> | <b>122</b> | <b>4.2</b> | <b>18</b> | <b>2</b> |

| RECEIVING                | NO        | YDS        | AVG         | LG        | TD       |
|--------------------------|-----------|------------|-------------|-----------|----------|
| Khalil Shakir            | 6         | 72         | 12.0        | 27t       | 1        |
| James Cook               | 4         | 48         | 12.0        | 19        | 0        |
| Dalton Kincaid           | 3         | 41         | 13.7        | 28        | 1        |
| Ty Johnson               | 3         | 28         | 9.3         | 16t       | 1        |
| Curtis Samuel            | 3         | 22         | 7.3         | 10        | 0        |
| Keon Coleman             | 1         | 24         | 24.0        | 24t       | 1        |
| Mack Hollins             | 1         | 16         | 16.0        | 16        | 0        |
| Dawson Knox              | 1         | 7          | 7.0         | 7         | 0        |
| Marquez Valdes-Scantling | 1         | 7          | 7.0         | 7         | 0        |
| Ray Davis                | 1         | 1          | 1.0         | 1         | 0        |
| <b>TOTAL</b>             | <b>24</b> | <b>266</b> | <b>11.1</b> | <b>28</b> | <b>4</b> |

| TOP DEFENSE     | TOT | SOLO | AST | SCK | YDS | INT |
|-----------------|-----|------|-----|-----|-----|-----|
| Dorian Williams | 10  | 7    | 3   | 0.0 | 0.0 | 0   |
| Cam Lewis       | 8   | 5    | 3   | 0.0 | 0.0 | 0   |
| Baylon Spector  | 6   | 3    | 3   | 0.0 | 0.0 | 0   |

| FIELD GOALS  | FGM/FGA    | PERCENT      | RESULTS  |
|--------------|------------|--------------|----------|
| Tyler Bass   | 2-2        | 100.0        | 27G, 43G |
| <b>TOTAL</b> | <b>2-2</b> | <b>100.0</b> |          |

### Team Statistics

|                              | Jaguars  | Bills    |
|------------------------------|----------|----------|
| First Downs                  | 19       | 25       |
| 3rd-Down Eff. (Made/Att/Pct) | 2/13/15% | 6/11/55% |
| 4th-Down Eff. (Made/Att/Pct) | 4/8/50%  | 2/2/100% |
| Total Net Yards              | 239      | 388      |
| Total Plays                  | 68       | 60       |
| Yards Per Play               | 3.5      | 6.5      |
| Rushes/Net Yards             | 17/92    | 29/122   |
| Net Passing                  | 147      | 266      |
| Pass Attempts/Completions    | 46/26    | 31/24    |
| Had Intercepted              | 1        | 0        |
| Sacked/Yards Lost            | 5/53     | 0/0      |
| Punts/Average                | 2/54.5   | 1/49.0   |
| Penalties/Yards              | 7/45     | 6/47     |
| Fumbles/Lost                 | 1/1      | 0/0      |
| Possession Time              | 28:20    | 31:40    |



# 2024 GAME SUMMARIES



## WEEK 4

71,115 ■ NRG Stadium ■ Sep 29, 2024



Jacksonville Jaguars ..... 10    3    7    0    –    20  
 Houston Texans ..... 7    10    0    7    –    24

### SCORING DRIVES

| TEAM    | QTR | TIME  | SCORING PLAY  | JAX | HOU |
|---------|-----|-------|---|-----|-----|
| Jaguars | 1   | 12:44 | B.Thomas 2 yd. pass from T.Lawrence (C.Little kick) (1-2, 0:04)       | 7   | 0   |
| Texans  | 1   | 07:23 | S.Diggs 6 yd. run (K.Fairbairn kick) (9-70, 5:21)                     | 7   | 7   |
| Jaguars | 1   | 02:41 | C.Little 41 yd. Field Goal (9-54, 4:42)                               | 10  | 7   |
| Texans  | 2   | 07:19 | N.Collins 3 yd. pass from C.Stroud (K.Fairbairn kick) (12-74, 7:27)   | 10  | 14  |
| Jaguars | 2   | 03:49 | C.Little 52 yd. Field Goal (7-39, 3:30)                               | 13  | 14  |
| Texans  | 2   | 00:03 | K.Fairbairn 30 yd. Field Goal (11-59, 3:46)                           | 13  | 17  |
| Jaguars | 3   | 06:16 | C.Kirk 8 yd. pass from T.Lawrence (C.Little kick) (7-74, 4:00)        | 20  | 17  |
| Texans  | 4   | 00:18 | D.Ogunbowale 1 yd. pass from C.Stroud (K.Fairbairn kick) (9-69, 2:36) | 20  | 24  |

### JACKSONVILLE JAGUARS

| PASSING         | ATT       | CP        | YDS        | SK/YD       | TD       | LG        | INT      | RTG         |
|-----------------|-----------|-----------|------------|-------------|----------|-----------|----------|-------------|
| Trevor Lawrence | 33        | 18        | 169        | 1/14        | 2        | 32        | 0        | 89.1        |
| <b>TOTAL</b>    | <b>33</b> | <b>18</b> | <b>169</b> | <b>1/14</b> | <b>2</b> | <b>32</b> | <b>0</b> | <b>89.1</b> |

| RUSHING            | ATT       | YDS        | AVG        | LG        | TD       |
|--------------------|-----------|------------|------------|-----------|----------|
| Tank Bigsby        | 7         | 90         | 12.9       | 58        | 0        |
| Travis Etienne Jr. | 11        | 50         | 4.5        | 13        | 0        |
| Brian Thomas Jr.   | 1         | 13         | 13.0       | 13        | 0        |
| Trevor Lawrence    | 3         | 5          | 1.7        | 6         | 0        |
| D'Ernest Johnson   | 2         | 0          | 0.0        | 1         | 0        |
| <b>TOTAL</b>       | <b>24</b> | <b>158</b> | <b>6.6</b> | <b>58</b> | <b>0</b> |

| RECEIVING          | NO        | YDS        | AVG        | LG        | TD       |
|--------------------|-----------|------------|------------|-----------|----------|
| Christian Kirk     | 7         | 61         | 8.7        | 20        | 1        |
| Brian Thomas Jr.   | 6         | 86         | 14.3       | 32        | 1        |
| Brenton Strange    | 3         | 19         | 6.3        | 11        | 0        |
| Travis Etienne Jr. | 1         | 10         | 10.0       | 10        | 0        |
| Gabe Davis         | 1         | -2         | -2.0       | 5         | 0        |
| <b>TOTAL</b>       | <b>18</b> | <b>169</b> | <b>9.4</b> | <b>32</b> | <b>2</b> |

| TOP DEFENSE     | TOT | SOLO | AST | SCK | YDS | INT |
|-----------------|-----|------|-----|-----|-----|-----|
| Ventrell Miller | 10  | 7    | 3   | 0.0 | 0.0 | 0   |
| Montaric Brown  | 8   | 5    | 3   | 0.0 | 0.0 | 0   |
| Chad Muma       | 8   | 3    | 5   | 0.0 | 0.0 | 0   |

| FIELD GOALS  | FGM/FGA    | PERCENT      | RESULTS  |
|--------------|------------|--------------|----------|
| Cam Little   | 2-2        | 100.0        | 41G, 52G |
| <b>TOTAL</b> | <b>2-2</b> | <b>100.0</b> |          |

### HOUSTON TEXANS

| PASSING      | ATT       | CP        | YDS        | SK/YD       | TD       | LG        | INT      | RTG          |
|--------------|-----------|-----------|------------|-------------|----------|-----------|----------|--------------|
| C.J. Stroud  | 40        | 27        | 345        | 2/11        | 2        | 31        | 0        | 110.9        |
| <b>TOTAL</b> | <b>40</b> | <b>27</b> | <b>345</b> | <b>2/11</b> | <b>2</b> | <b>31</b> | <b>0</b> | <b>110.9</b> |

| RUSHING         | ATT       | YDS        | AVG        | LG        | TD       |
|-----------------|-----------|------------|------------|-----------|----------|
| Cam Akers       | 13        | 53         | 4.1        | 15        | 0        |
| J.J. Taylor     | 6         | 18         | 3.0        | 7         | 0        |
| C.J. Stroud     | 3         | 17         | 5.7        | 11        | 0        |
| Dare Ogunbowale | 2         | 7          | 3.5        | 6         | 0        |
| Stefon Diggs    | 1         | 6          | 6.0        | 6t        | 1        |
| Steven Sims     | 1         | 0          | 0.0        | 0         | 0        |
| <b>TOTAL</b>    | <b>26</b> | <b>101</b> | <b>3.9</b> | <b>15</b> | <b>1</b> |

| RECEIVING        | NO        | YDS        | AVG         | LG        | TD       |
|------------------|-----------|------------|-------------|-----------|----------|
| Nico Collins     | 12        | 151        | 12.6        | 26        | 1        |
| Stefon Diggs     | 5         | 69         | 13.8        | 28        | 0        |
| Dare Ogunbowale  | 4         | 47         | 11.8        | 31        | 1        |
| Dalton Schultz   | 3         | 34         | 11.3        | 23        | 0        |
| Cade Stover      | 1         | 27         | 27.0        | 27        | 0        |
| Robert Woods     | 1         | 10         | 10.0        | 10        | 0        |
| John Metchie III | 1         | 7          | 7.0         | 7         | 0        |
| <b>TOTAL</b>     | <b>27</b> | <b>345</b> | <b>12.8</b> | <b>31</b> | <b>2</b> |

| TOP DEFENSE     | TOT | SOLO | AST | SCK | YDS | INT |
|-----------------|-----|------|-----|-----|-----|-----|
| Kamari Lassiter | 6   | 5    | 1   | 0.0 | 0.0 | 0   |
| Henry To'oTo'o  | 6   | 3    | 3   | 0.0 | 0.0 | 0   |
| Calen Bullock   | 5   | 3    | 2   | 0.0 | 0.0 | 0   |

| FIELD GOALS      | FGM/FGA    | PERCENT      | RESULTS |
|------------------|------------|--------------|---------|
| Ka'imi Fairbairn | 1-1        | 100.0        | 30G     |
| <b>TOTAL</b>     | <b>1-1</b> | <b>100.0</b> |         |

### Team Statistics

|                              | Jaguars  | Texans   |
|------------------------------|----------|----------|
| First Downs                  | 17       | 26       |
| 3rd-Down Eff. (Made/Att/Pct) | 4/12/33% | 7/13/54% |
| 4th-Down Eff. (Made/Att/Pct) | 0/1/0%   | 0/0/0%   |
| Total Net Yards              | 313      | 435      |
| Total Plays                  | 58       | 68       |
| Yards Per Play               | 5.4      | 6.4      |
| Rushes/Net Yards             | 24/158   | 26/101   |
| Net Passing                  | 155      | 334      |
| Pass Attempts/Completions    | 33/18    | 40/27    |
| Had Intercepted              | 0        | 0        |
| Sacked/Yards Lost            | 1/14     | 2/11     |
| Punts/Average                | 5/50.6   | 6/43.8   |
| Penalties/Yards              | 6/44     | 12/93    |
| Fumbles/Lost                 | 1/0      | 1/1      |
| Possession Time              | 26:43    | 33:17    |





# 2024 GAME SUMMARIES



## WEEK 5

60,214 ■ EverBank Stadium ■ Oct 6, 2024



Indianapolis Colts ..... 7 3 0 24 - 34  
 Jacksonville Jaguars ..... 0 13 7 17 - 37

### SCORING DRIVES

| TEAM    | QTR | TIME  | SCORING PLAY  | IND | JAX |
|---------|-----|-------|---|-----|-----|
| Colts   | 1   | 08:49 | M.Pittman 1 yd. pass from J.Flacco (M.Gay kick) (12-71, 6:11)     | 7   | 0   |
| Jaguars | 2   | 08:57 | C.Little 23 yd. Field Goal (14-84, 7:46)                          | 7   | 3   |
| Jaguars | 2   | 07:02 | B.Thomas 85 yd. pass from T.Lawrence (C.Little kick) (1-85, 0:10) | 7   | 10  |
| Colts   | 2   | 01:44 | M.Gay 30 yd. Field Goal (12-58, 5:18)                             | 10  | 10  |
| Jaguars | 2   | 00:04 | C.Little 30 yd. Field Goal (1-0, 0:02)                            | 10  | 13  |
| Jaguars | 3   | 07:13 | T.Bigsby 19 yd. run (C.Little kick) (1-19, 0:08)                  | 10  | 20  |
| Colts   | 4   | 14:54 | M.Alie-Cox 18 yd. pass from J.Flacco (M.Gay kick) (15-70, 7:19)   | 17  | 20  |
| Jaguars | 4   | 09:59 | B.Strange 4 yd. pass from T.Lawrence (C.Little kick) (7-70, 4:55) | 17  | 27  |
| Colts   | 4   | 06:00 | M.Gay 37 yd. Field Goal (8-51, 3:59)                              | 20  | 27  |
| Jaguars | 4   | 05:09 | T.Bigsby 65 yd. run (C.Little kick) (2-70, 0:51)                  | 20  | 34  |
| Colts   | 4   | 04:27 | T.Sermon 1 yd. run (M.Gay kick) (3-70, 0:42)                      | 27  | 34  |
| Colts   | 4   | 02:40 | A.Pierce 65 yd. pass from J.Flacco (M.Gay kick) (2-77, 0:45)      | 34  | 34  |
| Jaguars | 4   | 00:17 | C.Little 49 yd. Field Goal (8-39, 2:23)                           | 34  | 37  |

### JACKSONVILLE JAGUARS

| PASSING         | ATT       | CP        | YDS        | SK/YD      | TD       | LG         | INT      | RTG          |
|-----------------|-----------|-----------|------------|------------|----------|------------|----------|--------------|
| Trevor Lawrence | 34        | 28        | 371        | 0/0        | 2        | 85t        | 1        | 119.5        |
| <b>TOTAL</b>    | <b>34</b> | <b>28</b> | <b>371</b> | <b>0/0</b> | <b>2</b> | <b>85T</b> | <b>1</b> | <b>119.5</b> |

| RUSHING            | ATT       | YDS        | AVG        | LG         | TD       |
|--------------------|-----------|------------|------------|------------|----------|
| Tank Bigsby        | 13        | 101        | 7.8        | 65t        | 2        |
| Travis Etienne Jr. | 6         | 17         | 2.8        | 4          | 0        |
| Trevor Lawrence    | 2         | 4          | 2.0        | 2          | 0        |
| Devin Duvernay     | 1         | 3          | 3.0        | 3          | 0        |
| D'Ernest Johnson   | 1         | 1          | 1.0        | 1          | 0        |
| <b>TOTAL</b>       | <b>23</b> | <b>126</b> | <b>5.5</b> | <b>65T</b> | <b>2</b> |

| RECEIVING          | NO        | YDS        | AVG         | LG         | TD       |
|--------------------|-----------|------------|-------------|------------|----------|
| Travis Etienne Jr. | 6         | 43         | 7.2         | 14         | 0        |
| Brian Thomas Jr.   | 5         | 122        | 24.4        | 85t        | 1        |
| Christian Kirk     | 4         | 88         | 22.0        | 61         | 0        |
| Brenton Strange    | 4         | 24         | 6.0         | 12         | 1        |
| Gabe Davis         | 3         | 38         | 12.7        | 21         | 0        |
| Luke Farrell       | 2         | 17         | 8.5         | 11         | 0        |
| D'Ernest Johnson   | 2         | 9          | 4.5         | 9          | 0        |
| Tank Bigsby        | 1         | 28         | 28.0        | 28         | 0        |
| Josiah Deguara     | 1         | 2          | 2.0         | 2          | 0        |
| <b>TOTAL</b>       | <b>28</b> | <b>371</b> | <b>13.3</b> | <b>85T</b> | <b>2</b> |

| TOP DEFENSE     | TOT | SOLO | AST | SCK | YDS | INT |
|-----------------|-----|------|-----|-----|-----|-----|
| Antonio Johnson | 11  | 8    | 3   | 0.0 | 0.0 | 0   |
| Montaric Brown  | 8   | 4    | 4   | 0.0 | 0.0 | 0   |
| Andre Cisco     | 7   | 6    | 1   | 0.0 | 0.0 | 0   |

| FIELD GOALS  | FGM/FGA    | PERCENT      | RESULTS       |
|--------------|------------|--------------|---------------|
| Cam Little   | 3-3        | 100.0        | 23G, 30G, 49G |
| <b>TOTAL</b> | <b>3-3</b> | <b>100.0</b> |               |

### INDIANAPOLIS COLTS

| PASSING         | ATT       | CP        | YDS        | SK/YD       | TD       | LG         | INT      | RTG          |
|-----------------|-----------|-----------|------------|-------------|----------|------------|----------|--------------|
| Joe Flacco      | 44        | 33        | 359        | 4/35        | 3        | 65t        | 0        | 121.3        |
| Adonai Mitchell | 1         | 1         | 24         | 0/0         | 0        | 24         | 0        | 118.8        |
| <b>TOTAL</b>    | <b>45</b> | <b>34</b> | <b>383</b> | <b>4/35</b> | <b>3</b> | <b>65T</b> | <b>0</b> | <b>122.7</b> |

| RUSHING         | ATT       | YDS       | AVG        | LG        | TD       |
|-----------------|-----------|-----------|------------|-----------|----------|
| Trey Sermon     | 10        | 38        | 3.8        | 17        | 1        |
| Tyler Goodson   | 5         | 26        | 5.2        | 17        | 0        |
| Joe Flacco      | 3         | 22        | 7.3        | 21        | 0        |
| Ashton Dulin    | 1         | 9         | 9.0        | 9         | 0        |
| Adonai Mitchell | 1         | 4         | 4.0        | 4         | 0        |
| <b>TOTAL</b>    | <b>20</b> | <b>99</b> | <b>5.0</b> | <b>21</b> | <b>1</b> |

| RECEIVING           | NO        | YDS        | AVG         | LG         | TD       |
|---------------------|-----------|------------|-------------|------------|----------|
| Josh Downs          | 9         | 69         | 7.7         | 20         | 0        |
| Trey Sermon         | 6         | 25         | 4.2         | 8          | 0        |
| Michael Pittman Jr. | 5         | 37         | 7.4         | 27         | 1        |
| Adonai Mitchell     | 4         | 38         | 9.5         | 18         | 0        |
| Alec Pierce         | 3         | 134        | 44.7        | 65t        | 1        |
| Tyler Goodson       | 3         | 31         | 10.3        | 24         | 0        |
| Mo Alie-Cox         | 2         | 37         | 18.5        | 19         | 1        |
| Will Mallory        | 1         | 7          | 7.0         | 7          | 0        |
| Drew Ogletree       | 1         | 5          | 5.0         | 5          | 0        |
| <b>TOTAL</b>        | <b>34</b> | <b>383</b> | <b>11.3</b> | <b>65T</b> | <b>3</b> |

| TOP DEFENSE    | TOT | SOLO | AST | SCK | YDS | INT |
|----------------|-----|------|-----|-----|-----|-----|
| Zaire Franklin | 10  | 2    | 8   | 0.0 | 0.0 | 0   |
| E.J. Speed     | 7   | 6    | 1   | 0.0 | 0.0 | 0   |
| Jaylon Jones   | 6   | 5    | 1   | 0.0 | 0.0 | 0   |

| FIELD GOALS  | FGM/FGA    | PERCENT      | RESULTS  |
|--------------|------------|--------------|----------|
| Matt Gay     | 2-2        | 100.0        | 30G, 37G |
| <b>TOTAL</b> | <b>2-2</b> | <b>100.0</b> |          |

### Team Statistics

|                              | Colts    | Jaguars  |
|------------------------------|----------|----------|
| First Downs                  | 25       | 20       |
| 3rd-Down Eff. (Made/Att/Pct) | 7/14/50% | 3/10/30% |
| 4th-Down Eff. (Made/Att/Pct) | 1/1/100% | 1/2/50%  |
| Total Net Yards              | 447      | 497      |
| Total Plays                  | 69       | 57       |
| Yards Per Play               | 6.5      | 8.7      |
| Rushes/Net Yards             | 20/99    | 23/126   |
| Net Passing                  | 348      | 371      |
| Pass Attempts/Completions    | 45/34    | 34/28    |
| Had Intercepted              | 0        | 1        |
| Sacked/Yards Lost            | 4/35     | 0/0      |
| Punts/Average                | 4/52.5   | 2/51.0   |
| Penalties/Yards              | 5/34     | 3/25     |
| Fumbles/Lost                 | 1/1      | 2/1      |
| Possession Time              | 31:32    | 28:28    |



# 2024 GAME SUMMARIES



## WEEK 6



61,182 ■ Tottenham Hotspur Stadium ■ Oct 13, 2024

Jacksonville Jaguars ..... 3 0 7 6 - 16  
 Chicago Bears ..... 0 14 7 14 - 35

### SCORING DRIVES

| TEAM    | QTR | TIME  | SCORING PLAY  | JAX | CHI |
|---------|-----|-------|---|-----|-----|
| Jaguars | 1   | 04:37 | C.Little 30 yd. Field Goal (14-67, 8:12)                          | 3   | 0   |
| Bears   | 2   | 11:07 | C.Kmet 31 yd. pass from C.Williams (C.Santos kick) (7-81, 3:46)   | 3   | 7   |
| Bears   | 2   | 00:13 | C.Kmet 2 yd. pass from C.Williams (C.Santos kick) (10-85, 2:55)   | 3   | 14  |
| Bears   | 3   | 11:22 | K.Allen 9 yd. pass from C.Williams (C.Santos kick) (7-41, 3:18)   | 3   | 21  |
| Jaguars | 3   | 06:02 | G.Davis 21 yd. pass from T.Lawrence (C.Little kick) (11-70, 5:20) | 10  | 21  |
| Bears   | 4   | 14:56 | K.Allen 3 yd. pass from C.Williams (C.Santos kick) (10-70, 6:06)  | 10  | 28  |
| Bears   | 4   | 12:29 | D.Swift 1 yd. run (C.Santos kick) (3-36, 1:06)                    | 10  | 35  |
| Jaguars | 4   | 06:58 | G.Davis 5 yd. pass from T.Lawrence (pass failed) (17-70, 5:31)    | 16  | 35  |

### JACKSONVILLE JAGUARS

| PASSING         | ATT       | CP        | YDS        | SK/YD       | TD       | LG        | INT      | RTG         |
|-----------------|-----------|-----------|------------|-------------|----------|-----------|----------|-------------|
| Trevor Lawrence | 35        | 23        | 234        | 3/20        | 2        | 24        | 1        | 91.8        |
| Mac Jones       | 1         | 1         | 6          | 1/10        | 0        | 6         | 0        | 91.7        |
| <b>TOTAL</b>    | <b>36</b> | <b>24</b> | <b>240</b> | <b>4/30</b> | <b>2</b> | <b>24</b> | <b>1</b> | <b>92.4</b> |

| RUSHING            | ATT       | YDS       | AVG        | LG        | TD       |
|--------------------|-----------|-----------|------------|-----------|----------|
| D'Ernest Johnson   | 6         | 28        | 4.7        | 13        | 0        |
| Tank Bigsby        | 7         | 24        | 3.4        | 8         | 0        |
| Trevor Lawrence    | 4         | 17        | 4.3        | 10        | 0        |
| Travis Etienne Jr. | 3         | -1        | -0.3       | 1         | 0        |
| <b>TOTAL</b>       | <b>20</b> | <b>68</b> | <b>3.4</b> | <b>13</b> | <b>0</b> |

| RECEIVING        | NO        | YDS        | AVG         | LG        | TD       |
|------------------|-----------|------------|-------------|-----------|----------|
| Evan Engram      | 10        | 102        | 10.2        | 24        | 0        |
| Gabe Davis       | 5         | 45         | 9.0         | 21t       | 2        |
| Christian Kirk   | 3         | 39         | 13.0        | 15        | 0        |
| Brian Thomas Jr. | 3         | 27         | 9.0         | 13        | 0        |
| D'Ernest Johnson | 2         | 16         | 8.0         | 14        | 0        |
| Brenton Strange  | 1         | 11         | 11.0        | 11        | 0        |
| <b>TOTAL</b>     | <b>24</b> | <b>240</b> | <b>10.0</b> | <b>24</b> | <b>2</b> |

| TOP DEFENSE     | TOT | SOLO | AST | SCK | YDS | INT |
|-----------------|-----|------|-----|-----|-----|-----|
| Ventrell Miller | 10  | 8    | 2   | 0.0 | 0.0 | 0   |
| Devin Lloyd     | 9   | 4    | 5   | 0.0 | 0.0 | 0   |
| Ronald Darby    | 8   | 6    | 2   | 0.0 | 0.0 | 0   |

| FIELD GOALS  | FGM/FGA    | PERCENT      | RESULTS |
|--------------|------------|--------------|---------|
| Cam Little   | 1-1        | 100.0        | 30G     |
| <b>TOTAL</b> | <b>1-1</b> | <b>100.0</b> |         |

### CHICAGO BEARS

| PASSING        | ATT       | CP        | YDS        | SK/YD      | TD       | LG         | INT      | RTG          |
|----------------|-----------|-----------|------------|------------|----------|------------|----------|--------------|
| Caleb Williams | 29        | 23        | 226        | 3/5        | 4        | 31t        | 1        | 124.4        |
| <b>TOTAL</b>   | <b>29</b> | <b>23</b> | <b>226</b> | <b>3/5</b> | <b>4</b> | <b>31T</b> | <b>1</b> | <b>124.4</b> |

| RUSHING         | ATT       | YDS        | AVG        | LG        | TD       |
|-----------------|-----------|------------|------------|-----------|----------|
| D'Andre Swift   | 17        | 91         | 5.4        | 19        | 1        |
| Caleb Williams  | 4         | 56         | 14.0       | 23        | 0        |
| Roschon Johnson | 5         | 8          | 1.6        | 4         | 0        |
| Tyson Bagent    | 3         | -3         | -1.0       | -1        | 0        |
| <b>TOTAL</b>    | <b>29</b> | <b>152</b> | <b>5.2</b> | <b>23</b> | <b>1</b> |

| RECEIVING       | NO        | YDS        | AVG        | LG         | TD       |
|-----------------|-----------|------------|------------|------------|----------|
| Cole Kmet       | 5         | 70         | 14.0       | 31t        | 2        |
| Keenan Allen    | 5         | 41         | 8.2        | 11         | 2        |
| D'Andre Swift   | 4         | 28         | 7.0        | 19         | 0        |
| DJ Moore        | 4         | 20         | 5.0        | 9          | 0        |
| Rome Odunze     | 2         | 40         | 20.0       | 28         | 0        |
| Roschon Johnson | 2         | 25         | 12.5       | 17         | 0        |
| Mercedes Lewis  | 1         | 2          | 2.0        | 2          | 0        |
| <b>TOTAL</b>    | <b>23</b> | <b>226</b> | <b>9.8</b> | <b>31T</b> | <b>4</b> |

| TOP DEFENSE     | TOT | SOLO | AST | SCK | YDS | INT |
|-----------------|-----|------|-----|-----|-----|-----|
| Jaylon Jones    | 10  | 9    | 1   | 0.0 | 0.0 | 0   |
| Kyler Gordon    | 7   | 5    | 2   | 0.0 | 0.0 | 0   |
| Kevin Byard III | 7   | 4    | 3   | 0.0 | 0.0 | 0   |

| FIELD GOALS  | FGM/FGA    | PERCENT    | RESULTS |
|--------------|------------|------------|---------|
| Cairo Santos | 0-1        | 0.0        | 43B     |
| <b>TOTAL</b> | <b>0-1</b> | <b>0.0</b> |         |

### Team Statistics

|                              | Jaguars  | Bears    |
|------------------------------|----------|----------|
| First Downs                  | 17       | 25       |
| 3rd-Down Eff. (Made/Att/Pct) | 7/15/47% | 5/11/45% |
| 4th-Down Eff. (Made/Att/Pct) | 2/2/100% | 1/1/100% |
| Total Net Yards              | 278      | 373      |
| Total Plays                  | 60       | 61       |
| Yards Per Play               | 4.6      | 6.1      |
| Rushes/Net Yards             | 20/68    | 29/152   |
| Net Passing                  | 210      | 221      |
| Pass Attempts/Completions    | 36/24    | 29/23    |
| Had Intercepted              | 1        | 1        |
| Sacked/Yards Lost            | 4/30     | 3/5      |
| Punts/Average                | 4/48.3   | 2/61.5   |
| Penalties/Yards              | 8/43     | 2/10     |
| Fumbles/Lost                 | 2/1      | 1/0      |
| Possession Time              | 29:20    | 30:40    |





# YASIR ABDULLAH | 56

**POSITION:** LINEBACKER  
**HT:** 6-1 | **WT:** 240 | **DOB:** 4-12-2000  
**COLLEGE:** LOUISVILLE  
**HOMETOWN:** MIRAMAR, FLA.  
**ACQ:** D5-'23  
**EXP:** 2nd YEAR

@AbYasiir  
 yasirabdullah\_22

## KEY TRANSACTIONS

- Originally drafted by Jacksonville in the fifth round (136th overall) in the 2023 Draft

## PRO

### 2024 (Jaguars)

- 10/13 at CHI:** Saw action on special teams
- 10/6 vs. IND:** Inactive
- 9/29 at HOU:** Started at linebacker and recorded three tackles (two solo)
- 9/23 at BUF:** Started at linebacker and recorded three tackles (two solo)
- 9/15 vs. CLE:** Started at linebacker and recorded a tackle on special teams
- 9/8 at MIA:** Saw action at linebacker and set a single-game career high three solo tackles

### 2023 (Jaguars)

- Appeared in five games as a rookie
- 10/8 at BUF:** Recorded one quarterback hit
- 10/1 vs. ATL:** Recorded one solo tackle
- 9/10 at IND:** Saw action in first-career NFL game

## COLLEGE

- Finished his career at Louisville eighth in career sacks (23.5) and second in tackles for loss (43)
- Recorded 210 total tackles (124 solo) in five seasons
- In 2022, was named first-team All-ACC... Led the conference with 9.5 sacks which ranked 15th in the nation
- Played in the East-West Shrine Game

## PERSONAL

- His father, Xavier McCray, played football at Florida
- Majored in Sports Administration
- Favorite athlete growing up was Bills OLB Von Miller

## YASIR ABDULLAH'S NFL REGULAR SEASON DEFENSIVE STATISTICS

| DATE              | TEAM    | GP        | TACKLES  |           |          |          |          |          |            | INTERCEPTIONS |          |          |          |          | O. FUMB  |          |          |          | ST       |          | MISC     |          |          |          |          |          |   |
|-------------------|---------|-----------|----------|-----------|----------|----------|----------|----------|------------|---------------|----------|----------|----------|----------|----------|----------|----------|----------|----------|----------|----------|----------|----------|----------|----------|----------|---|
|                   |         |           | GS       | TK        | S        | A        | TFL      | YDS      | SK         | YDS           | QBH      | NO       | YDS      | LG       | TD       | PD       | FF       | FR       | TD       | YDS      | TK       | S        | A        | FF       | FR       | S        | A |
| 2023              | Jaguars | 5         | 0        | 1         | 1        | 0        | 0        | 0        | 0.0        | 0.0           | 1        | 0        | 0        | 0        | 0        | 0        | 0        | 0        | 0        | 0        | 0        | 0        | 0        | 0        | 0        | 0        | 0 |
| 2024              | Jaguars | 5         | 3        | 9         | 7        | 2        | 0        | 0        | 0.0        | 0.0           | 0        | 0        | 0        | 0        | 0        | 0        | 0        | 0        | 0        | 0        | 1        | 1        | 0        | 0        | 0        | 0        |   |
| <b>NFL TOTALS</b> |         | <b>10</b> | <b>3</b> | <b>10</b> | <b>8</b> | <b>2</b> | <b>0</b> | <b>0</b> | <b>0.0</b> | <b>0.0</b>    | <b>1</b> | <b>0</b> | <b>0</b> | <b>0</b> | <b>0</b> | <b>0</b> | <b>0</b> | <b>0</b> | <b>0</b> | <b>0</b> | <b>1</b> | <b>1</b> | <b>0</b> | <b>0</b> | <b>0</b> | <b>0</b> |   |

## SINGLE-GAME HIGHS: DEFENSIVE

**Total Tackles** 3 at Houston Texans, Sep 29, 2024  
 3 at Buffalo Bills, Sep 23, 2024  
 ...1 more at 3.

**Solo Tackles** 3 at Miami Dolphins, Sep 08, 2024  
 2 at Houston Texans, Sep 29, 2024  
 ...1 more at 2.

## 2024 GAME-BY-GAME REGULAR-SEASON STATISTICS (JAGUARS)

| DATE               | OPPONENT    | P/S        | TACKLES          |          |          |            |            |          |          | INTERCEPTIONS |          |          |          |          | O. FUMB  |          |          |          | ST       |          | MISC     |          |          |          |          |          |            |       |
|--------------------|-------------|------------|------------------|----------|----------|------------|------------|----------|----------|---------------|----------|----------|----------|----------|----------|----------|----------|----------|----------|----------|----------|----------|----------|----------|----------|----------|------------|-------|
|                    |             |            | TK               | S        | A        | SK         | YDS        | TFL      | YDS      | QBH           | NO       | YDS      | LG       | TD       | PD       | FF       | FR       | TD       | YDS      | TK       | S        | A        | FF       | FR       | S        | A        | W/L        | SCORE |
| 09/08              | at Dolphins | P          | 3                | 3        | 0        | 0.0        | 0.0        | 0        | 0        | 0             | 0        | 0        | 0        | 0        | 0        | 0        | 0        | 0        | 0        | 0        | 0        | 0        | 0        | 0        | 0        | 0        | L          | 17-20 |
| 09/15              | Browns      | S          | 0                | 0        | 0        | 0.0        | 0.0        | 0        | 0        | 0             | 0        | 0        | 0        | 0        | 0        | 0        | 0        | 0        | 0        | 1        | 1        | 0        | 0        | 0        | 0        | 0        | L          | 13-18 |
| 09/23              | at Bills    | S          | 3                | 2        | 1        | 0.0        | 0.0        | 0        | 0        | 0             | 0        | 0        | 0        | 0        | 0        | 0        | 0        | 0        | 0        | 0        | 0        | 0        | 0        | 0        | 0        | L        | 10-47      |       |
| 09/29              | at Texans   | S          | 3                | 2        | 1        | 0.0        | 0.0        | 0        | 0        | 0             | 0        | 0        | 0        | 0        | 0        | 0        | 0        | 0        | 0        | 0        | 0        | 0        | 0        | 0        | 0        | L        | 20-24      |       |
| 10/06              | Colts       |            | ON INACTIVE LIST |          |          |            |            |          |          |               |          |          |          |          |          |          |          |          |          |          |          |          |          |          |          | W        | 37-34      |       |
| 10/13              | at Bears    | P          | 0                | 0        | 0        | 0.0        | 0.0        | 0        | 0        | 0             | 0        | 0        | 0        | 0        | 0        | 0        | 0        | 0        | 0        | 0        | 0        | 0        | 0        | 0        | 0        | L        | 16-35      |       |
| <b>2024 TOTALS</b> |             | <b>5-3</b> | <b>9</b>         | <b>7</b> | <b>2</b> | <b>0.0</b> | <b>0.0</b> | <b>0</b> | <b>0</b> | <b>0</b>      | <b>0</b> | <b>0</b> | <b>0</b> | <b>0</b> | <b>0</b> | <b>0</b> | <b>0</b> | <b>0</b> | <b>0</b> | <b>1</b> | <b>1</b> | <b>0</b> | <b>0</b> | <b>0</b> | <b>0</b> | <b>0</b> | <b>1-5</b> |       |



**2023 GAME-BY-GAME REGULAR-SEASON STATISTICS (JAGUARS)**

| DATE               | OPPONENT      | P/S | TACKLES    |          |          |          |            |            |          | INTERCEPTIONS |          |          |          |          | O. FUMB  |          |          |          | ST       |          |          |          | MISC     |          | SCORE    |          |            |       |
|--------------------|---------------|-----|------------|----------|----------|----------|------------|------------|----------|---------------|----------|----------|----------|----------|----------|----------|----------|----------|----------|----------|----------|----------|----------|----------|----------|----------|------------|-------|
|                    |               |     | TK         | S        | A        | SK       | YDS        | TFL        | YDS      | QBH           | NO       | YDS      | LG       | TD       | PD       | FF       | FR       | TD       | YDS      | TK       | S        | A        | FF       | FR       |          | S        | A          | W/L   |
| 09/10              | at Colts      | P   | 0          | 0        | 0        | 0.0      | 0.0        | 0          | 0        | 0             | 0        | 0        | 0        | 0        | 0        | 0        | 0        | 0        | 0        | 0        | 0        | 0        | 0        | 0        | 0        | 0        | W          | 31-21 |
| 09/17              | Chiefs        | P   | 0          | 0        | 0        | 0.0      | 0.0        | 0          | 0        | 0             | 0        | 0        | 0        | 0        | 0        | 0        | 0        | 0        | 0        | 0        | 0        | 0        | 0        | 0        | 0        | L        | 9-17       |       |
| 09/24              | Texans        | P   | 0          | 0        | 0        | 0.0      | 0.0        | 0          | 0        | 0             | 0        | 0        | 0        | 0        | 0        | 0        | 0        | 0        | 0        | 0        | 0        | 0        | 0        | 0        | 0        | L        | 17-37      |       |
| 10/01              | Falcons       | P   | 1          | 1        | 0        | 0.0      | 0.0        | 0          | 0        | 0             | 0        | 0        | 0        | 0        | 0        | 0        | 0        | 0        | 0        | 0        | 0        | 0        | 0        | 0        | 0        | W        | 23-7       |       |
| 10/08              | at Bills      | P   | 0          | 0        | 0        | 0.0      | 0.0        | 0          | 0        | 1             | 0        | 0        | 0        | 0        | 0        | 0        | 0        | 0        | 0        | 0        | 0        | 0        | 0        | 0        | 0        | W        | 25-20      |       |
| 10/15              | Colts         |     |            |          |          |          |            |            |          |               |          |          |          |          |          |          |          |          |          |          |          |          |          |          |          | W        | 37-20      |       |
| 10/19              | at Saints     |     |            |          |          |          |            |            |          |               |          |          |          |          |          |          |          |          |          |          |          |          |          |          |          | W        | 31-24      |       |
| 10/29              | at Steelers   |     |            |          |          |          |            |            |          |               |          |          |          |          |          |          |          |          |          |          |          |          |          |          |          | W        | 20-10      |       |
| 11/12              | 49ers         |     |            |          |          |          |            |            |          |               |          |          |          |          |          |          |          |          |          |          |          |          |          |          |          | L        | 3-34       |       |
| 11/19              | Titans        |     |            |          |          |          |            |            |          |               |          |          |          |          |          |          |          |          |          |          |          |          |          |          |          | W        | 34-14      |       |
| 11/26              | at Texans     |     |            |          |          |          |            |            |          |               |          |          |          |          |          |          |          |          |          |          |          |          |          |          |          | W        | 24-21      |       |
| 12/04              | Bengals       |     |            |          |          |          |            |            |          |               |          |          |          |          |          |          |          |          |          |          |          |          |          |          |          | L        | 31-34+     |       |
| 12/10              | at Browns     |     |            |          |          |          |            |            |          |               |          |          |          |          |          |          |          |          |          |          |          |          |          |          |          | L        | 27-31      |       |
| 12/17              | Ravens        |     |            |          |          |          |            |            |          |               |          |          |          |          |          |          |          |          |          |          |          |          |          |          |          | L        | 7-23       |       |
| 12/24              | at Buccaneers |     |            |          |          |          |            |            |          |               |          |          |          |          |          |          |          |          |          |          |          |          |          |          |          | L        | 12-30      |       |
| 12/31              | Panthers      |     |            |          |          |          |            |            |          |               |          |          |          |          |          |          |          |          |          |          |          |          |          |          |          | W        | 26-0       |       |
| 01/07              | at Titans     |     |            |          |          |          |            |            |          |               |          |          |          |          |          |          |          |          |          |          |          |          |          |          |          | L        | 20-28      |       |
| <b>2023 TOTALS</b> |               |     | <b>5-0</b> | <b>1</b> | <b>1</b> | <b>0</b> | <b>0.0</b> | <b>0.0</b> | <b>0</b> | <b>0</b>      | <b>1</b> | <b>0</b> | <b>0</b> | <b>0</b> | <b>0</b> | <b>0</b> | <b>0</b> | <b>0</b> | <b>0</b> | <b>0</b> | <b>0</b> | <b>0</b> | <b>0</b> | <b>0</b> | <b>0</b> | <b>0</b> | <b>9-8</b> |       |

+ - Overtime





# ARIK ARMSTEAD | 91

**POSITION:** DEFENSIVE END  
**HT:** 6-7 | **WT:** 290 | **DOB:** 11-15-1993  
**COLLEGE:** OREGON  
**HOMETOWN:** ELK GROVE, CA  
**ACQ:** UFA (S.F.) -'24  
**EXP:** 10th YEAR

 @arikarmstead  
 @arikarmstead

## KEY TRANSACTIONS

- Originally drafted by San Francisco in the first round (17th overall) in the 2015 draft
- Signed by Jacksonville as an unrestricted free agent on 3/15/24

## PRO

### 2024 (Jaguars)

- **10/6 vs. IND:** Saw action at defensive end and recorded two tackles
- **9/29 at HOU:** Recorded two solo tackles
- **9/23 at BUF:** Saw action at defensive end
- **9/15 vs. CLE:** Saw action at defensive end and recorded two tackles
- **9/8 at MIA:** Recorded one tackle, one tackle for loss, one quarterback hit and 1.0 sack for a five-yard loss

### 2023 (49ers)

- San Francisco 49ers 2023 Walter Payton NFL Man of the Year Award nominee
- Started in all 12 regular season games he appeared in and recorded 27 tackles (15 solo), 13 quarterback hits, 5.0 sacks, and four tackles for loss
- Started in all three postseason games including Super Bowl LVIII... Recorded 11 tackles (four solo), two quarterback hits, 1.0 sack and one tackle for loss
- In Week 5, he was nominated as the NFLPA Community MVP

### 2022 (49ers)

- Started in all nine regular season games he appeared in and recorded 11 tackles (eight solo), four quarterback hits, and two tackles for loss
- Started in all three postseason games and recorded 10 tackles (two assists), 2.0 sacks, two quarterback hits and one tackle for loss
- Named the 49ers representative for the Walter Payton Man of the Year Award

### 2021 (49ers)

- Started 17 regular season games and recorded 63 tackles (29 solo), 11 quarterback hits, seven tackles for loss and 6.0 sacks
- Started in all three postseason matchups and recorded 9 tackles (four solo), five quarterback hits, 3.0 sacks and three tackles for loss
- Named the 49ers representative for the Walter Payton Man of the Year Award
- **1/9 at LAR:** Recorded seven tackles (four solo) and 2.5 sacks... This marks a career-high for most sacks in a single game

### 2020 (49ers)

- Started 16 regular season games and recorded 49 tackles (29 solo), 13 quarterback hits, six tackles for loss, 3.5 sacks, and three passes defended
- Named the 49ers representative for the Walter Payton Man of the Year Award

### 2019 (49ers)

- Started 16 regular season games and recorded 54 tackles (32 solo), 18 quarterback hits, 11 tackles for loss, 10.0 sacks, two forced fumbles, two passes defended and one fumble recovered
- Started in all three postseason matchups, including Super Bowl LIV LVIII... Recorded 15 tackles (eight solo), four quarterback hits, 2.0 sacks, one tackle for loss, and one forced fumble
- **10/27 vs. CAR:** Recorded three tackles and 2.0 sacks... This marks the first game in his career with multiple sacks

### 2018 (49ers)

- Started 16 regular season games and recorded 48 tackles (33 solo), 12 quarterback hits, six tackles for loss and 3.0 sacks

### 2017 (49ers)

- Started in all six regular season games he appeared in and recorded 16 tackles (eight solo), three quarterback hits, two tackles for loss, 1.5 sacks and one pass defended
- Placed on the Injured Reserve List on Oct. 17



**2016 (49ers)**

- Appeared in eight games with four starts and recorded 15 tackles (nine solo), three quarterback hits, 2.5 sacks, two tackles for loss and one forced fumble
- Placed on the Injured Reserve List on Nov. 8

**2015 (49ers)**

- Appeared in 16 games with one start during his rookie season... Recorded 19 tackles (13 solo) and 2.0 sacks
- Placed on the Injured Reserve List on Nov. 8
- **9/27 at ARI:** Recorded three tackles (two solo), 1.0 sack, and one tackle for loss... This marks the first sack of his career

**COLLEGE**

- Played collegiately at Oregon from 2012-2014
- Played in all 13 games as a true freshman, finishing the 2012 season with 26 tackles and 0.5 sacks
- Recorded 87 total tackles (41 solo), 10 tackles for loss, 4.0 sacks, two fumble recoveries, two passes defensed and one forced fumble across 39 games
- Posted a career-high nine tackles and one fumble recovery in the College Football Playoff National Championship against Ohio State in the 2014 season

**PERSONAL**

- He and his wife, Melinda, have two daughters
- Son of Guss and Christa Armstead with one brother and one sister
- His brother, Armond Armstead, played college football at USC and is in the Canadian Football League
- Majored in General Social Science at Oregon
- Attended Pleasant Grove High School in Elk Grove, California

**ARIK ARMSTEAD'S NFL REGULAR SEASON DEFENSIVE STATISTICS**

| DATE              | TEAM    | GP         | GS        | TACKLES    |            |            |           |            |             |              | INTERCEPTIONS |          |          |          |          |          | O. FUMB  |          |          |          | ST       |          |          |          | MISC     |          |          |          |          |          |          |          |          |          |          |          |   |
|-------------------|---------|------------|-----------|------------|------------|------------|-----------|------------|-------------|--------------|---------------|----------|----------|----------|----------|----------|----------|----------|----------|----------|----------|----------|----------|----------|----------|----------|----------|----------|----------|----------|----------|----------|----------|----------|----------|----------|---|
|                   |         |            |           | TK         | S          | A          | TFL       | YDS        | SK          | YDS          | QBH           | NO       | YDS      | LG       | TD       | PD       | FF       | FR       | TD       | YDS      | TK       | S        | A        | FF       | FR       | S        | A        |          |          |          |          |          |          |          |          |          |   |
| 2015              | 49ers   | 16         | 1         | 19         | 14         | 5          | 2         | 12         | 2.0         | 12.0         | 8             | 0        | 0        | 0        | 0        | 0        | 0        | 0        | 0        | 0        | 0        | 0        | 0        | 0        | 0        | 0        | 0        | 0        | 0        | 0        | 0        | 0        | 0        | 0        | 0        | 0        | 0 |
| 2016              | 49ers   | 8          | 4         | 15         | 9          | 6          | 2         | 9          | 2.5         | 4.5          | 3             | 0        | 0        | 0        | 0        | 0        | 0        | 1        | 0        | 0        | 0        | 0        | 0        | 0        | 0        | 0        | 0        | 0        | 0        | 0        | 0        | 0        | 0        | 0        | 0        | 0        |   |
| 2017              | 49ers   | 6          | 6         | 16         | 8          | 8          | 2         | 17         | 1.5         | 8.5          | 3             | 0        | 0        | 0        | 0        | 1        | 0        | 0        | 0        | 0        | 0        | 0        | 0        | 0        | 0        | 0        | 0        | 0        | 0        | 0        | 0        | 0        | 0        | 0        | 0        | 0        |   |
| 2018              | 49ers   | 16         | 16        | 48         | 33         | 15         | 6         | 23         | 3.0         | 19.0         | 12            | 0        | 0        | 0        | 0        | 0        | 0        | 0        | 0        | 0        | 0        | 0        | 0        | 0        | 0        | 0        | 0        | 0        | 0        | 0        | 0        | 0        | 0        | 0        | 0        | 0        |   |
| 2019              | 49ers   | 16         | 16        | 54         | 32         | 22         | 11        | 75         | 10.0        | 73.0         | 18            | 0        | 0        | 0        | 0        | 2        | 2        | 1        | 0        | 0        | 0        | 0        | 0        | 0        | 0        | 0        | 0        | 0        | 0        | 0        | 0        | 0        | 0        | 0        | 0        | 0        |   |
| 2020              | 49ers   | 16         | 16        | 49         | 29         | 20         | 6         | 25         | 3.5         | 25.5         | 13            | 0        | 0        | 0        | 0        | 3        | 0        | 0        | 0        | 0        | 0        | 0        | 0        | 0        | 0        | 0        | 0        | 0        | 0        | 0        | 0        | 0        | 0        | 0        | 0        | 0        |   |
| 2021              | 49ers   | 17         | 17        | 63         | 29         | 34         | 7         | 35         | 6.0         | 43.0         | 11            | 0        | 0        | 0        | 0        | 0        | 0        | 0        | 0        | 0        | 0        | 0        | 0        | 0        | 0        | 0        | 0        | 0        | 0        | 0        | 0        | 0        | 0        | 0        | 0        | 0        |   |
| 2022              | 49ers   | 9          | 9         | 11         | 8          | 3          | 2         | 3          | 0.0         | 0.0          | 4             | 0        | 0        | 0        | 0        | 0        | 0        | 0        | 0        | 0        | 0        | 0        | 0        | 0        | 0        | 0        | 0        | 0        | 0        | 0        | 0        | 0        | 0        | 0        | 0        | 0        |   |
| 2023              | 49ers   | 12         | 12        | 27         | 15         | 12         | 4         | 24         | 5.0         | 37.0         | 13            | 0        | 0        | 0        | 0        | 0        | 0        | 0        | 0        | 0        | 0        | 0        | 0        | 0        | 0        | 0        | 0        | 0        | 0        | 0        | 0        | 0        | 0        | 0        | 0        | 0        |   |
| 2024              | Jaguars | 6          | 0         | 8          | 6          | 2          | 1         | 5          | 1.0         | 5.0          | 1             | 0        | 0        | 0        | 0        | 0        | 0        | 0        | 0        | 0        | 0        | 0        | 0        | 0        | 0        | 0        | 0        | 0        | 0        | 0        | 0        | 0        | 0        | 0        | 0        | 0        |   |
| <b>NFL TOTALS</b> |         | <b>122</b> | <b>97</b> | <b>310</b> | <b>183</b> | <b>127</b> | <b>43</b> | <b>228</b> | <b>34.5</b> | <b>227.5</b> | <b>86</b>     | <b>0</b> | <b>0</b> | <b>0</b> | <b>0</b> | <b>6</b> | <b>3</b> | <b>1</b> | <b>0</b> | <b>0</b> | <b>0</b> | <b>0</b> | <b>0</b> | <b>0</b> | <b>0</b> | <b>0</b> | <b>0</b> | <b>0</b> | <b>0</b> | <b>0</b> | <b>0</b> | <b>0</b> | <b>0</b> | <b>0</b> | <b>0</b> | <b>0</b> |   |

**ARIK ARMSTEAD'S NFL POSTSEASON DEFENSIVE STATISTICS**

| DATE              | TEAM  | GP        | GS        | TACKLES   |           |           |          |           |            |             | INTERCEPTIONS |          |          |          |          |          | O. FUMB  |          |          |          | ST       |          |          |          | MISC     |          |          |          |          |          |          |          |          |          |          |          |
|-------------------|-------|-----------|-----------|-----------|-----------|-----------|----------|-----------|------------|-------------|---------------|----------|----------|----------|----------|----------|----------|----------|----------|----------|----------|----------|----------|----------|----------|----------|----------|----------|----------|----------|----------|----------|----------|----------|----------|----------|
|                   |       |           |           | TK        | S         | A         | TFL      | YDS       | SK         | YDS         | QBH           | NO       | YDS      | LG       | TD       | PD       | FF       | FR       | TD       | YDS      | TK       | S        | A        | FF       | FR       | S        | A        |          |          |          |          |          |          |          |          |          |
| 2019              | 49ers | 3         | 3         | 8         | 7         | 1         | 1        | 8         | 2.0        | 15.0        | 4             | 0        | 0        | 0        | 0        | 0        | 1        | 0        | 0        | 0        | 0        | 0        | 0        | 0        | 0        | 0        | 0        | 0        | 0        | 0        | 0        | 0        | 0        | 0        | 0        | 0        |
| 2021              | 49ers | 3         | 3         | 9         | 4         | 5         | 3        | 24        | 3.0        | 24.0        | 5             | 0        | 0        | 0        | 0        | 0        | 0        | 0        | 0        | 0        | 0        | 0        | 0        | 0        | 0        | 0        | 0        | 0        | 0        | 0        | 0        | 0        | 0        | 0        | 0        | 0        |
| 2022              | 49ers | 3         | 3         | 10        | 8         | 2         | 1        | 10        | 2.0        | 10.0        | 2             | 0        | 0        | 0        | 0        | 0        | 0        | 0        | 0        | 0        | 0        | 0        | 0        | 0        | 0        | 0        | 0        | 0        | 0        | 0        | 0        | 0        | 0        | 0        | 0        | 0        |
| 2023              | 49ers | 3         | 3         | 11        | 4         | 7         | 1        | 1         | 1.0        | 1.0         | 2             | 0        | 0        | 0        | 0        | 0        | 0        | 1        | 0        | 0        | 0        | 0        | 0        | 0        | 0        | 0        | 0        | 0        | 0        | 0        | 0        | 0        | 0        | 0        | 0        | 0        |
| <b>NFL TOTALS</b> |       | <b>12</b> | <b>12</b> | <b>38</b> | <b>23</b> | <b>15</b> | <b>6</b> | <b>43</b> | <b>8.0</b> | <b>50.0</b> | <b>13</b>     | <b>0</b> | <b>0</b> | <b>0</b> | <b>0</b> | <b>0</b> | <b>1</b> | <b>1</b> | <b>0</b> | <b>0</b> | <b>0</b> | <b>0</b> | <b>0</b> | <b>0</b> | <b>0</b> | <b>0</b> | <b>0</b> | <b>0</b> | <b>0</b> | <b>0</b> | <b>0</b> | <b>0</b> | <b>0</b> | <b>0</b> | <b>0</b> | <b>0</b> |

**SINGLE-GAME HIGHS: DEFENSIVE**

|                        |   |                          |  |
|------------------------|---|--------------------------|--|
| <b>Total Tackles</b>   | 10 vs. Arizona Cardinals, Nov 07, 2021<br>8 vs. Houston Texans, Jan 02, 2022<br>...1 more at 8.   | <b>Forced Fumbles</b>    | 1 vs. Seattle Seahawks, Nov 11, 2019<br>1 vs. Pittsburgh Steelers, Sep 22, 2019<br>...1 more at 1. |
| <b>Solo Tackles</b>    | 5 vs. Atlanta Falcons, Dec 19, 2021<br>5 at Dallas Cowboys, Dec 20, 2020<br>...1 more at 5.       | <b>Fumble Recoveries</b> | 1 at Los Angeles Rams, Oct 13, 2019  |
| <b>Sacks</b>           | 2.5 at Los Angeles Rams, Jan 09, 2022<br>2.0 at Dallas Cowboys, Dec 20, 2020<br>...2 more at 2.0. | <b>Tackles For Loss</b>  | 2 at Los Angeles Rams, Jan 09, 2022<br>2 at Arizona Cardinals, Dec 26, 2020<br>...3 more at 2.     |
| <b>Passes Defensed</b> | 1 vs. Seattle Seahawks, Jan 03, 2021<br>1 vs. Los Angeles Rams, Oct 18, 2020<br>...4 more at 1.   |                          |  |



**SINGLE-GAME HIGHS - POSTSEASON: DEFENSIVE**

|                      |  |                         |  |
|----------------------|--|-------------------------|--|
| <b>Total Tackles</b> | 5 at Green Bay Packers, Jan 22, 2022<br>4 at Dallas Cowboys, Jan 16, 2022                          | <b>Forced Fumbles</b>   | 1 vs. Green Bay Packers, Jan 19, 2020  |
| <b>Solo Tackles</b>  | 3 at Green Bay Packers, Jan 22, 2022<br>3 vs. Green Bay Packers, Jan 19, 2020                      | <b>Tackles For Loss</b> | 2 at Green Bay Packers, Jan 22, 2022<br>1 at Dallas Cowboys, Jan 16, 2022<br>...1 more at 1. |
| <b>Sacks</b>         | 2.0 at Green Bay Packers, Jan 22, 2022<br>1.0 at Dallas Cowboys, Jan 16, 2022<br>...2 more at 1.0. |                         |  |

**2024 GAME-BY-GAME REGULAR-SEASON STATISTICS (JAGUARS)**

| DATE               | OPPONENT    | P/S | TACKLES    |          |          |          |            |            |          | INTERCEPTIONS |          |          |          |          | O. FUMB  |          |          |          | ST       |          |          |          | MISC     |          | W/L      | SCORE      |       |
|--------------------|-------------|-----|------------|----------|----------|----------|------------|------------|----------|---------------|----------|----------|----------|----------|----------|----------|----------|----------|----------|----------|----------|----------|----------|----------|----------|------------|-------|
|                    |             |     | TK         | S        | A        | SK       | YDS        | TFL        | YDS      | QBH           | NO       | YDS      | LG       | TD       | PD       | FF       | FR       | TD       | YDS      | TK       | S        | A        | FF       | FR       |          |            | S     |
| 09/08              | at Dolphins | P   | 1          | 1        | 0        | 1.0      | 5.0        | 1          | 5        | 1             | 0        | 0        | 0        | 0        | 0        | 0        | 0        | 0        | 0        | 0        | 0        | 0        | 0        | 0        | 0        | L          | 17-20 |
| 09/15              | Browns      | P   | 2          | 2        | 0        | 0.0      | 0.0        | 0          | 0        | 0             | 0        | 0        | 0        | 0        | 0        | 0        | 0        | 0        | 0        | 0        | 0        | 0        | 0        | 0        | 0        | L          | 13-18 |
| 09/23              | at Bills    | P   | 0          | 0        | 0        | 0.0      | 0.0        | 0          | 0        | 0             | 0        | 0        | 0        | 0        | 0        | 0        | 0        | 0        | 0        | 0        | 0        | 0        | 0        | 0        | L        | 10-47      |       |
| 09/29              | at Texans   | P   | 2          | 2        | 0        | 0.0      | 0.0        | 0          | 0        | 0             | 0        | 0        | 0        | 0        | 0        | 0        | 0        | 0        | 0        | 0        | 0        | 0        | 0        | 0        | L        | 20-24      |       |
| 10/06              | Colts       | P   | 2          | 0        | 2        | 0.0      | 0.0        | 0          | 0        | 0             | 0        | 0        | 0        | 0        | 0        | 0        | 0        | 0        | 0        | 0        | 0        | 0        | 0        | 0        | W        | 37-34      |       |
| 10/13              | at Bears    | P   | 1          | 1        | 0        | 0.0      | 0.0        | 0          | 0        | 0             | 0        | 0        | 0        | 0        | 0        | 0        | 0        | 0        | 0        | 0        | 0        | 0        | 0        | 0        | L        | 16-35      |       |
| <b>2024 TOTALS</b> |             |     | <b>6-0</b> | <b>8</b> | <b>6</b> | <b>2</b> | <b>1.0</b> | <b>5.0</b> | <b>1</b> | <b>5</b>      | <b>1</b> | <b>0</b> | <b>0</b> | <b>0</b> | <b>0</b> | <b>0</b> | <b>0</b> | <b>0</b> | <b>0</b> | <b>0</b> | <b>0</b> | <b>0</b> | <b>0</b> | <b>0</b> | <b>0</b> | <b>1-5</b> |       |

**2023 GAME-BY-GAME REGULAR-SEASON STATISTICS (49ERS)**

| DATE               | OPPONENT      | P/S | TACKLES      |           |           |           |            |             |          | INTERCEPTIONS |                  |          |          |          | O. FUMB  |          |          |          | ST       |          |          |          | MISC     |          | W/L      | SCORE       |       |
|--------------------|---------------|-----|--------------|-----------|-----------|-----------|------------|-------------|----------|---------------|------------------|----------|----------|----------|----------|----------|----------|----------|----------|----------|----------|----------|----------|----------|----------|-------------|-------|
|                    |               |     | TK           | S         | A         | SK        | YDS        | TFL         | YDS      | QBH           | NO               | YDS      | LG       | TD       | PD       | FF       | FR       | TD       | YDS      | TK       | S        | A        | FF       | FR       |          |             | S     |
| 09/10              | at Steelers   | S   | 0            | 0         | 0         | 0.0       | 0.0        | 0           | 0        | 1             | 0                | 0        | 0        | 0        | 0        | 0        | 0        | 0        | 0        | 0        | 0        | 0        | 0        | 0        | 0        | W           | 30-7  |
| 09/17              | at Rams       | S   | 4            | 3         | 1         | 0.0       | 0.0        | 0           | 0        | 0             | 0                | 0        | 0        | 0        | 0        | 0        | 0        | 0        | 0        | 0        | 0        | 0        | 0        | 0        | 0        | W           | 30-23 |
| 09/21              | Giants        | S   | 0            | 0         | 0         | 0.0       | 0.0        | 0           | 0        | 1             | 0                | 0        | 0        | 0        | 0        | 0        | 0        | 0        | 0        | 0        | 0        | 0        | 0        | 0        | 0        | W           | 30-12 |
| 10/01              | Cardinals     | S   | 2            | 1         | 1         | 0.0       | 0.0        | 0           | 0        | 1             | 0                | 0        | 0        | 0        | 0        | 0        | 0        | 0        | 0        | 0        | 0        | 0        | 0        | 0        | 0        | W           | 35-16 |
| 10/08              | Cowboys       | S   | 2            | 0         | 2         | 0.5       | 3.0        | 0           | 0        | 2             | 0                | 0        | 0        | 0        | 0        | 0        | 0        | 0        | 0        | 0        | 0        | 0        | 0        | 0        | 0        | W           | 42-10 |
| 10/15              | at Browns     | S   | 3            | 3         | 0         | 0.0       | 0.0        | 1           | 1        | 0             | 0                | 0        | 0        | 0        | 0        | 0        | 0        | 0        | 0        | 0        | 0        | 0        | 0        | 0        | 0        | L           | 17-19 |
| 10/23              | at Vikings    | S   | 0            | 0         | 0         | 0.0       | 0.0        | 0           | 0        | 1             | 0                | 0        | 0        | 0        | 0        | 0        | 0        | 0        | 0        | 0        | 0        | 0        | 0        | 0        | 0        | L           | 17-22 |
| 10/29              | Bengals       | S   | 4            | 2         | 2         | 2.0       | 14.0       | 2           | 14       | 2             | 0                | 0        | 0        | 0        | 0        | 0        | 0        | 0        | 0        | 0        | 0        | 0        | 0        | 0        | 0        | L           | 17-31 |
| 11/12              | at Jaguars    | S   | 3            | 2         | 1         | 0.5       | 3.0        | 0           | 0        | 1             | 0                | 0        | 0        | 0        | 0        | 0        | 0        | 0        | 0        | 0        | 0        | 0        | 0        | 0        | 0        | W           | 34-3  |
| 11/19              | Buccaneers    | S   | 3            | 2         | 1         | 1.0       | 9.0        | 1           | 9        | 2             | 0                | 0        | 0        | 0        | 0        | 0        | 0        | 0        | 0        | 0        | 0        | 0        | 0        | 0        | 0        | W           | 27-14 |
| 11/23              | at Seahawks   | S   | 5            | 2         | 3         | 1.0       | 8.0        | 0           | 0        | 2             | 0                | 0        | 0        | 0        | 0        | 0        | 0        | 0        | 0        | 0        | 0        | 0        | 0        | 0        | 0        | W           | 31-13 |
| 12/03              | at Eagles     | S   | 1            | 0         | 1         | 0.0       | 0.0        | 0           | 0        | 0             | 0                | 0        | 0        | 0        | 0        | 0        | 0        | 0        | 0        | 0        | 0        | 0        | 0        | 0        | 0        | W           | 42-19 |
| 12/10              | Seahawks      |     |              |           |           |           |            |             |          |               | ON INACTIVE LIST |          |          |          |          |          |          |          |          |          |          |          |          |          | W        | 28-16       |       |
| 12/17              | at Cardinals  |     |              |           |           |           |            |             |          |               | ON INACTIVE LIST |          |          |          |          |          |          |          |          |          |          |          |          |          | W        | 45-29       |       |
| 12/25              | Ravens        |     |              |           |           |           |            |             |          |               | ON INACTIVE LIST |          |          |          |          |          |          |          |          |          |          |          |          |          | L        | 19-33       |       |
| 12/31              | at Commanders |     |              |           |           |           |            |             |          |               | ON INACTIVE LIST |          |          |          |          |          |          |          |          |          |          |          |          |          | W        | 27-10       |       |
| 01/07              | Rams          |     |              |           |           |           |            |             |          |               | ON INACTIVE LIST |          |          |          |          |          |          |          |          |          |          |          |          |          | L        | 20-21       |       |
| <b>2023 TOTALS</b> |               |     | <b>12-12</b> | <b>27</b> | <b>15</b> | <b>12</b> | <b>5.0</b> | <b>37.0</b> | <b>4</b> | <b>24</b>     | <b>13</b>        | <b>0</b> | <b>0</b> | <b>0</b> | <b>0</b> | <b>0</b> | <b>0</b> | <b>0</b> | <b>0</b> | <b>0</b> | <b>0</b> | <b>0</b> | <b>0</b> | <b>0</b> | <b>0</b> | <b>12-5</b> |       |

**2023 GAME-BY-GAME POSTSEASON STATISTICS (49ERS)**

| DATE               | OPPONENT  | P/S | TACKLES    |           |          |          |            |            |          | INTERCEPTIONS |          |          |          |          | O. FUMB  |          |          |          | ST       |          |          |          | MISC     |          | W/L      | SCORE      |        |
|--------------------|-----------|-----|------------|-----------|----------|----------|------------|------------|----------|---------------|----------|----------|----------|----------|----------|----------|----------|----------|----------|----------|----------|----------|----------|----------|----------|------------|--------|
|                    |           |     | TK         | S         | A        | SK       | YDS        | TFL        | YDS      | QBH           | NO       | YDS      | LG       | TD       | PD       | FF       | FR       | TD       | YDS      | TK       | S        | A        | FF       | FR       |          |            | S      |
| 01/20              | Packers   | S   | 3          | 1         | 2        | 0.0      | 0.0        | 0          | 0        | 0             | 0        | 0        | 0        | 0        | 0        | 0        | 0        | 0        | 0        | 0        | 0        | 0        | 0        | 0        | 0        | W          | 24-21  |
| 01/28              | Lions     | S   | 2          | 0         | 2        | 0.0      | 0.0        | 0          | 0        | 1             | 0        | 0        | 0        | 0        | 0        | 0        | 1        | 0        | 0        | 0        | 0        | 0        | 0        | 0        | 0        | W          | 34-31  |
| 02/11              | at Chiefs | S   | 6          | 3         | 3        | 1.0      | 1.0        | 1          | 1        | 1             | 0        | 0        | 0        | 0        | 0        | 0        | 0        | 0        | 0        | 0        | 0        | 0        | 0        | 0        | 0        | L          | 22-25+ |
| <b>2023 TOTALS</b> |           |     | <b>3-3</b> | <b>11</b> | <b>4</b> | <b>7</b> | <b>1.0</b> | <b>1.0</b> | <b>1</b> | <b>1</b>      | <b>2</b> | <b>0</b> | <b>0</b> | <b>0</b> | <b>0</b> | <b>0</b> | <b>1</b> | <b>0</b> | <b>0</b> | <b>0</b> | <b>0</b> | <b>0</b> | <b>0</b> | <b>0</b> | <b>0</b> | <b>2-1</b> |        |

+ - Overtime





# TANK BIGSBY | 4

**POSITION:** RUNNING BACK  
**HT:** 5-11 | **WT:** 215 | **DOB:** 8-30-2002  
**COLLEGE:** AUBURN  
**HOMETOWN:** LAGRANGE, GA.  
**ACQ:** D3-'23  
**EXP:** 2nd YEAR

tank\_bigsby  
 tank\_bigsby

## KEY TRANSACTIONS

- Originally drafted by Jacksonville in the third round (88th overall) of the 2023 Draft

## PRO

- Bigsby leads the NFL with 8.0 yards per carry this season

### 2024 (Jaguars)

- 10/13 at CHI:** Recorded 24 yards on seven rush attempts and returned three kickoffs for 102 yards
- 10/6 vs. IND:** Totaled a single-game career-high 101 yards and two touchdowns on 13 rushes... His 65-yard touchdown carry is tied with RB Saquon Barkley for the second-longest rushing touchdown in the NFL this season and sixth-longest in franchise history
- 9/29 at HOU:** Rushed for 90 yards on seven carries, including a career-long 58-yard carry which was the team's longest run this season and the fifth-longest against Houston in franchise history
- 9/23 at BUF:** Rushed two times for nine yards
- 9/15 vs. CLE:** Saw action on special teams
- 9/8 at MIA:** Set single-game career highs in carries (12) and rushing yards (73)

### 2023 (Jaguars)

- Saw action in all 17 regular season games... Recorded 50 rushing attempts for 132 yards and two touchdowns... He also saw action on special teams tallying four kick returns for 99 yards
- 1/7 at TEN:** Rushed three times for 16 yards and returned four kicks for 99 yards... His 99 single-game kick return yards ranked third-most among rookies
- 12/31 vs. CAR:** Rushed 10 times for 32 yards setting a career-high in both rushing attempts and rushing yards... saw action on special teams
- 9/10 at IND:** Recorded 13 yards and a touchdown on seven attempts in NFL debut

## COLLEGE

- Recorded 2,903 rushing yards, 25 touchdowns, and 13 career 100-yard games while at Auburn
- Rushed for a career-high 192 yards on 12/12/20 at Mississippi State
- Recorded a career-high 268 all-purpose yards on 10/10/20 at Arkansas
- Was the 2020 SEC Freshman of the Year

## PERSONAL

- Given name is Cartavious
- His mother gave him the nickname Tank when he was seven years old
- Was one of 45 drafted players to attend the NFL Players Association Rookie Premiere in 2023
- Favorite movie is Friday

### TANK BIGSBY'S NFL REGULAR SEASON RUSHING/RECEIVING STATISTICS

| DATE              | TEAM    | RUSHING   |          |           |            |            |            |          | RECEIVING |           |             |           |          |
|-------------------|---------|-----------|----------|-----------|------------|------------|------------|----------|-----------|-----------|-------------|-----------|----------|
|                   |         | GP        | GS       | NO.       | YDS.       | AVG.       | LG         | TD       | NO.       | YDS.      | AVG.        | LG        | TD       |
| 2023              | Jaguars | 17        | 0        | 50        | 132        | 2.6        | 12         | 2        | 1         | 6         | 6.0         | 6         | 0        |
| 2024              | Jaguars | 6         | 0        | 41        | 297        | 7.2        | 65t        | 2        | 1         | 28        | 28.0        | 28        | 0        |
| <b>NFL TOTALS</b> |         | <b>23</b> | <b>0</b> | <b>91</b> | <b>429</b> | <b>4.7</b> | <b>65T</b> | <b>4</b> | <b>2</b>  | <b>34</b> | <b>17.0</b> | <b>28</b> | <b>0</b> |

### TANK BIGSBY'S NFL REGULAR SEASON RETURN STATISTICS

| DATE              | TEAM    | KICKOFF RETURNS |            |             |           |          | PUNT RETURNS |          |          |            |          |          |
|-------------------|---------|-----------------|------------|-------------|-----------|----------|--------------|----------|----------|------------|----------|----------|
|                   |         | RET.            | YDS.       | AVG.        | LG        | TD       | NO.          | FC       | YDS.     | AVG.       | LG       | TD       |
| 2023              | Jaguars | 4               | 99         | 24.8        | 31        | 0        | 0            | 0        | 0        | 0.0        | 0        | 0        |
| 2024              | Jaguars | 3               | 102        | 34.0        | 41        | 0        | 0            | 0        | 0        | 0.0        | 0        | 0        |
| <b>NFL TOTALS</b> |         | <b>7</b>        | <b>201</b> | <b>28.7</b> | <b>41</b> | <b>0</b> | <b>0</b>     | <b>0</b> | <b>0</b> | <b>0.0</b> | <b>0</b> | <b>0</b> |





**SINGLE-GAME HIGHS: RUSHING/RECEIVING**

|                           |   |                               |   |
|---------------------------|---|-------------------------------|---|
| <b>Rush Attempts</b>      | 13 vs. Indianapolis Colts, Oct 06, 2024<br>12 at Miami Dolphins, Sep 08, 2024                   | <b>Kickoff Returns</b>        | 4 at Tennessee Titans, Jan 07, 2024<br>3 at Chicago Bears, Oct 13, 2024                         |
| <b>Rushing Yards</b>      | 101 vs. Indianapolis Colts, Oct 06, 2024<br>90 at Houston Texans, Sep 29, 2024                  | <b>Kickoff Return Yards</b>   | 102 at Chicago Bears, Oct 13, 2024<br>99 at Tennessee Titans, Jan 07, 2024                      |
| <b>Rushing Average</b>    | 12.9 at Houston Texans, Sep 29, 2024<br>7.8 vs. Indianapolis Colts, Oct 06, 2024                | <b>Longest Kickoff Return</b> | 41 at Chicago Bears, Oct 13, 2024<br>33 at Chicago Bears, Oct 13, 2024                          |
| <b>Longest Runs</b>       | 65t vs. Indianapolis Colts, Oct 06, 2024<br>58 at Houston Texans, Sep 29, 2024                  | <b>Kickoff Return Average</b> | 34.0 at Chicago Bears, Oct 13, 2024<br>24.8 at Tennessee Titans, Jan 07, 2024                   |
| <b>Rushing TDs</b>        | 2 vs. Indianapolis Colts, Oct 06, 2024<br>1 vs. Houston Texans, Sep 24, 2023<br>...1 more at 1. | <b>Most TDs</b>               | 2 vs. Indianapolis Colts, Oct 06, 2024<br>1 vs. Houston Texans, Sep 24, 2023<br>...1 more at 1. |
| <b>Longest Receptions</b> | 28 vs. Indianapolis Colts, Oct 06, 2024<br>6 vs. Indianapolis Colts, Oct 15, 2023               | <b>Scrimmage Yards</b>        | 129 vs. Indianapolis Colts, Oct 06, 2024<br>90 at Houston Texans, Sep 29, 2024                  |
| <b>All-Purpose Yards</b>  | 129 vs. Indianapolis Colts, Oct 06, 2024<br>126 at Chicago Bears, Oct 13, 2024                  |                               |   |

**100-YARD RUSHING GAMES (1): REGULAR SEASON**

| DATE     | TEAM  | ATT. | YDS. | AVG. | LG  | TD |
|----------|-------|------|------|------|-----|----|
| 10/06/24 | COLTS | 13   | 101  | 7.8  | 65t | 2  |

**2024 GAME-BY-GAME REGULAR-SEASON STATISTICS (JAGUARS)**

| DATE               | OPPONENT    | P/S        | RUSHING   |            |            |            |          | RECEIVING |           |             |           |          | W/L      | SCORE      |       |
|--------------------|-------------|------------|-----------|------------|------------|------------|----------|-----------|-----------|-------------|-----------|----------|----------|------------|-------|
|                    |             |            | NO.       | YDS.       | AVG.       | LG         | TD       | NO.       | YDS.      | AVG.        | LG        | TD       |          |            |       |
| 09/08              | at Dolphins | P          | 12        | 73         | 6.1        | 26         | 0        | 0         | 0         | 0.0         | 0         | 0        | 0        | L          | 17-20 |
| 09/15              | Browns      | P          | 0         | 0          | 0.0        | 0          | 0        | 0         | 0         | 0.0         | 0         | 0        | 0        | L          | 13-18 |
| 09/23              | at Bills    | P          | 2         | 9          | 4.5        | 7          | 0        | 0         | 0         | 0.0         | 0         | 0        | 0        | L          | 10-47 |
| 09/29              | at Texans   | P          | 7         | 90         | 12.9       | 58         | 0        | 0         | 0         | 0.0         | 0         | 0        | 0        | L          | 20-24 |
| 10/06              | Colts       | P          | 13        | 101        | 7.8        | 65t        | 2        | 1         | 28        | 28.0        | 28        | 0        | 0        | W          | 37-34 |
| 10/13              | at Bears    | P          | 7         | 24         | 3.4        | 8          | 0        | 0         | 0         | 0.0         | 0         | 0        | 0        | L          | 16-35 |
| <b>2024 TOTALS</b> |             | <b>6-0</b> | <b>41</b> | <b>297</b> | <b>7.2</b> | <b>65T</b> | <b>2</b> | <b>1</b>  | <b>28</b> | <b>28.0</b> | <b>28</b> | <b>0</b> | <b>0</b> | <b>1-5</b> |       |

**2023 GAME-BY-GAME REGULAR-SEASON STATISTICS (JAGUARS)**

| DATE               | OPPONENT      | P/S         | RUSHING   |            |            |           |          | RECEIVING |          |            |          |          | W/L      | SCORE      |        |
|--------------------|---------------|-------------|-----------|------------|------------|-----------|----------|-----------|----------|------------|----------|----------|----------|------------|--------|
|                    |               |             | NO.       | YDS.       | AVG.       | LG        | TD       | NO.       | YDS.     | AVG.       | LG       | TD       |          |            |        |
| 09/10              | at Colts      | P           | 7         | 13         | 1.9        | 4         | 1        | 0         | 0        | 0.0        | 0        | 0        | 0        | W          | 31-21  |
| 09/17              | Chiefs        | P           | 0         | 0          | 0.0        | 0         | 0        | 0         | 0        | 0.0        | 0        | 0        | 0        | L          | 9-17   |
| 09/24              | Texans        | P           | 2         | 10         | 5.0        | 9         | 1        | 0         | 0        | 0.0        | 0        | 0        | 0        | L          | 17-37  |
| 10/01              | Falcons       | P           | 3         | 10         | 3.3        | 6         | 0        | 0         | 0        | 0.0        | 0        | 0        | 0        | W          | 23-7   |
| 10/08              | at Bills      | P           | 3         | 8          | 2.7        | 7         | 0        | 0         | 0        | 0.0        | 0        | 0        | 0        | W          | 25-20  |
| 10/15              | Colts         | P           | 3         | 2          | 0.7        | 3         | 0        | 1         | 6        | 6.0        | 6        | 0        | 0        | W          | 37-20  |
| 10/19              | at Saints     | P           | 2         | 2          | 1.0        | 2         | 0        | 0         | 0        | 0.0        | 0        | 0        | 0        | W          | 31-24  |
| 10/29              | at Steelers   | P           | 3         | 9          | 3.0        | 9         | 0        | 0         | 0        | 0.0        | 0        | 0        | 0        | W          | 20-10  |
| 11/12              | 49ers         | P           | 3         | 5          | 1.7        | 3         | 0        | 0         | 0        | 0.0        | 0        | 0        | 0        | L          | 3-34   |
| 11/19              | Titans        | P           | 9         | 21         | 2.3        | 6         | 0        | 0         | 0        | 0.0        | 0        | 0        | 0        | W          | 34-14  |
| 11/26              | at Texans     | P           | 1         | 6          | 6.0        | 6         | 0        | 0         | 0        | 0.0        | 0        | 0        | 0        | W          | 24-21  |
| 12/04              | Bengals       | P           | 0         | 0          | 0.0        | 0         | 0        | 0         | 0        | 0.0        | 0        | 0        | 0        | L          | 31-34+ |
| 12/10              | at Browns     | P           | 0         | 0          | 0.0        | 0         | 0        | 0         | 0        | 0.0        | 0        | 0        | 0        | L          | 27-31  |
| 12/17              | Ravens        | P           | 1         | -2         | -2.0       | -2        | 0        | 0         | 0        | 0.0        | 0        | 0        | 0        | L          | 7-23   |
| 12/24              | at Buccaneers | P           | 0         | 0          | 0.0        | 0         | 0        | 0         | 0        | 0.0        | 0        | 0        | 0        | L          | 12-30  |
| 12/31              | Panthers      | P           | 10        | 32         | 3.2        | 12        | 0        | 0         | 0        | 0.0        | 0        | 0        | 0        | W          | 26-0   |
| 01/07              | at Titans     | P           | 3         | 16         | 5.3        | 8         | 0        | 0         | 0        | 0.0        | 0        | 0        | 0        | L          | 20-28  |
| <b>2023 TOTALS</b> |               | <b>17-0</b> | <b>50</b> | <b>132</b> | <b>2.6</b> | <b>12</b> | <b>2</b> | <b>1</b>  | <b>6</b> | <b>6.0</b> | <b>6</b> | <b>0</b> | <b>0</b> | <b>9-8</b> |        |

+ - Overtime



**2023 GAME-BY-GAME REGULAR-SEASON STATISTICS (JAGUARS)**

| DATE               | OPPONENT      | P/S         | KICKOFF RETURNS |           |             |           |          |          | PUNT RETURNS |          |          |            |          |          | W/L        | SCORE  |
|--------------------|---------------|-------------|-----------------|-----------|-------------|-----------|----------|----------|--------------|----------|----------|------------|----------|----------|------------|--------|
|                    |               |             | RET             | YDS       | AVG         | LG        | TD       | NO       | FC           | YDS      | AVG      | LG         | TD       |          |            |        |
| 09/10              | at Colts      | P           | 0               | 0         | 0.0         | 0         | 0        | 0        | 0            | 0        | 0        | 0.0        | 0        | 0        | W          | 31-21  |
| 09/17              | Chiefs        | P           | 0               | 0         | 0.0         | 0         | 0        | 0        | 0            | 0        | 0        | 0.0        | 0        | 0        | L          | 9-17   |
| 09/24              | Texans        | P           | 0               | 0         | 0.0         | 0         | 0        | 0        | 0            | 0        | 0        | 0.0        | 0        | 0        | L          | 17-37  |
| 10/01              | Falcons       | P           | 0               | 0         | 0.0         | 0         | 0        | 0        | 0            | 0        | 0        | 0.0        | 0        | 0        | W          | 23-7   |
| 10/08              | at Bills      | P           | 0               | 0         | 0.0         | 0         | 0        | 0        | 0            | 0        | 0        | 0.0        | 0        | 0        | W          | 25-20  |
| 10/15              | Colts         | P           | 0               | 0         | 0.0         | 0         | 0        | 0        | 0            | 0        | 0        | 0.0        | 0        | 0        | W          | 37-20  |
| 10/19              | at Saints     | P           | 0               | 0         | 0.0         | 0         | 0        | 0        | 0            | 0        | 0        | 0.0        | 0        | 0        | W          | 31-24  |
| 10/29              | at Steelers   | P           | 0               | 0         | 0.0         | 0         | 0        | 0        | 0            | 0        | 0        | 0.0        | 0        | 0        | W          | 20-10  |
| 11/12              | 49ers         | P           | 0               | 0         | 0.0         | 0         | 0        | 0        | 0            | 0        | 0        | 0.0        | 0        | 0        | L          | 3-34   |
| 11/19              | Titans        | P           | 0               | 0         | 0.0         | 0         | 0        | 0        | 0            | 0        | 0        | 0.0        | 0        | 0        | W          | 34-14  |
| 11/26              | at Texans     | P           | 0               | 0         | 0.0         | 0         | 0        | 0        | 0            | 0        | 0        | 0.0        | 0        | 0        | W          | 24-21  |
| 12/04              | Bengals       | P           | 0               | 0         | 0.0         | 0         | 0        | 0        | 0            | 0        | 0        | 0.0        | 0        | 0        | L          | 31-34+ |
| 12/10              | at Browns     | P           | 0               | 0         | 0.0         | 0         | 0        | 0        | 0            | 0        | 0        | 0.0        | 0        | 0        | L          | 27-31  |
| 12/17              | Ravens        | P           | 0               | 0         | 0.0         | 0         | 0        | 0        | 0            | 0        | 0        | 0.0        | 0        | 0        | L          | 7-23   |
| 12/24              | at Buccaneers | P           | 0               | 0         | 0.0         | 0         | 0        | 0        | 0            | 0        | 0        | 0.0        | 0        | 0        | L          | 12-30  |
| 12/31              | Panthers      | P           | 0               | 0         | 0.0         | 0         | 0        | 0        | 0            | 0        | 0        | 0.0        | 0        | 0        | W          | 26-0   |
| 01/07              | at Titans     | P           | 4               | 99        | 24.8        | 31        | 0        | 0        | 0            | 0        | 0        | 0.0        | 0        | 0        | L          | 20-28  |
| <b>2023 TOTALS</b> |               | <b>17-0</b> | <b>4</b>        | <b>99</b> | <b>24.8</b> | <b>31</b> | <b>0</b> | <b>0</b> | <b>0</b>     | <b>0</b> | <b>0</b> | <b>0.0</b> | <b>0</b> | <b>0</b> | <b>9-8</b> |        |

+ - Overtime





# MONTARIC BROWN | 30

**POSITION:** CORNERBACK  
**HT:** 6-0 | **WT:** 190 | **DOB:** 8-24-1999  
**COLLEGE:** ARKANSAS  
**HOMETOWN:** ASHDOWN, ARK.  
**ACQ:** D7-'22  
**EXP:** 3rd YEAR

lockdown\_2121  
 montaric\_brown

## KEY TRANSACTIONS

- Originally selected by Jacksonville in the seventh round (222nd overall) in the 2022 draft

## PRO

### 2024 (Jaguars)

- 10/13 at CHI:** Started at cornerback and recorded seven tackles (five solo)
- 10/6 vs. IND:** Started at cornerback and totaled eight tackles (four solo)
- 9/29 at HOU:** Started at cornerback and added eight tackles (five solo), a single game career-high three passes defended and one tackle for loss... Became the seventh player in franchise history and first since CB Aaron Colvin on Nov. 19, 2015 to record five-plus tackles, three-plus passes defended and one-or-more tackles for loss in a single game
- 9/23 at BUF:** Started at cornerback and tied for the team lead with seven tackles (four solo)
- 9/15 vs. CLE:** Started at cornerback and recorded his single-game career-high 11 tackles (all solo) and two tackles for loss
- 9/8 at MIA:** Saw action on defense and recorded three tackles (two solo)

### 2023 (Jaguars)

- Played in 12 games (six starts) and recorded 34 tackles (25 solo) and four passes defended
- 12/10 at CLE:** Started at cornerback and posted a single-game career-high seven solo tackles and one pass defended... Saw action on special teams
- 11/19 vs. TEN:** Started at cornerback and recorded six total tackles (four solo) with one pass defended... Saw action on special teams
- 10/19 at N.O.:** Started at cornerback and posted four total tackles (three solo) and two passes defended... His pass defended on fourth-and-sixth with 25 seconds left in the game sealed the victory for the Jaguars... Saw action on special teams

### 2022 (Jaguars)

- Saw action in eight games with one start posting five tackles (four solo) on defense and one special teams tackle
- 11/13 at K.C.:** Saw action on defense and special teams and recorded a career-high three solo tackles
- 11/6 vs. L.V.:** Saw action on defense and posted two total tackles and saw action on special teams
- 9/25 at LAC:** Saw action on four special teams snaps in his regular-season NFL debut

## COLLEGE

- Started all 13 games for the Razorbacks in his final season leading the Southeastern Conference with five interceptions and making 54 total tackles to earn First-Team All-SEC honors... His five interceptions were the most by a Razorback since Tramain Thomas in 2011
- As a junior, played and started in eight games at cornerback... Logged 31 tackles (20 solo) with 2.0 tackles for loss, one interception and one forced fumble... Led the team with six passes broken up
- Started all 10 games at cornerback he played in for the Razorbacks in 2019... Totaled 760 plays, according to Pro Football Focus, with 659 snaps on defense, also seeing time on Arkansas' various special teams units... Recorded 39 total tackles, 25 solo, with one for loss, as well as three pass breakups, an interception and a fumble recovery
- Played in 11 games, starting three for the Razorbacks as a freshman... Recorded nine tackles, eight unassisted, with one pass breakup

## PERSONAL

- No. 1 ranked player in Arkansas after his senior year of high school
- Chose Arkansas over Alabama, Auburn, LSU, Oklahoma, Oklahoma State, Baylor and Missouri
- His favorite athlete growing up was Sean Taylor

## MONTARIC BROWN'S NFL REGULAR SEASON DEFENSIVE STATISTICS

| DATE              | TEAM    | GP        | TACKLES   |           |           |           |          |          |            |            |          |          | INTERCEPTIONS |          |          |          |          | O. FUMB  |          |          |          |          | ST       |          |          |          |          | MISC |  |
|-------------------|---------|-----------|-----------|-----------|-----------|-----------|----------|----------|------------|------------|----------|----------|---------------|----------|----------|----------|----------|----------|----------|----------|----------|----------|----------|----------|----------|----------|----------|------|--|
|                   |         |           | GS        | TK        | S         | A         | TFL      | YDS      | SK         | YDS        | QBH      | NO       | YDS           | LG       | TD       | PD       | FF       | FR       | TD       | YDS      | TK       | S        | A        | FF       | FR       | S        | A        |      |  |
| 2022              | Jaguars | 8         | 1         | 5         | 4         | 1         | 0        | 0        | 0.0        | 0.0        | 0        | 0        | 0             | 0        | 0        | 0        | 0        | 0        | 0        | 0        | 1        | 0        | 1        | 0        | 0        | 0        | 0        |      |  |
| 2023              | Jaguars | 12        | 6         | 34        | 25        | 9         | 0        | 0        | 0.0        | 0.0        | 0        | 0        | 0             | 0        | 0        | 4        | 0        | 0        | 0        | 0        | 0        | 0        | 0        | 0        | 0        | 0        | 0        |      |  |
| 2024              | Jaguars | 6         | 5         | 44        | 31        | 13        | 3        | 5        | 0.0        | 0.0        | 0        | 0        | 0             | 0        | 3        | 0        | 0        | 0        | 0        | 0        | 0        | 0        | 0        | 0        | 0        | 0        | 0        |      |  |
| <b>NFL TOTALS</b> |         | <b>26</b> | <b>12</b> | <b>83</b> | <b>60</b> | <b>23</b> | <b>3</b> | <b>5</b> | <b>0.0</b> | <b>0.0</b> | <b>0</b> | <b>0</b> | <b>0</b>      | <b>0</b> | <b>7</b> | <b>0</b> | <b>0</b> | <b>0</b> | <b>0</b> | <b>0</b> | <b>1</b> | <b>0</b> | <b>1</b> | <b>0</b> | <b>0</b> | <b>0</b> | <b>0</b> |      |  |



**SINGLE-GAME HIGHS: DEFENSIVE**

**Total Tackles** 11 vs. Cleveland Browns, Sep 15, 2024  
 8 vs. Indianapolis Colts, Oct 06, 2024  
 ...1 more at 8.

**Solo Tackles** 11 vs. Cleveland Browns, Sep 15, 2024  
 7 at Cleveland Browns, Dec 10, 2023

**Passes Defensed** 3 at Houston Texans, Sep 29, 2024  
 2 at New Orleans Saints, Oct 19, 2023

**Tackles For Loss** 2 vs. Cleveland Browns, Sep 15, 2024  
 1 at Houston Texans, Sep 29, 2024

**2024 GAME-BY-GAME REGULAR-SEASON STATISTICS (JAGUARS)**

| DATE               | OPPONENT    | P/S        | TACKLES   |           |           |            |            |          |          | INTERCEPTIONS |          |          |          |          | O. FUMB  |          |          |          | ST       |          |          |          | MISC     |          | W/L      | SCORE      |       |       |
|--------------------|-------------|------------|-----------|-----------|-----------|------------|------------|----------|----------|---------------|----------|----------|----------|----------|----------|----------|----------|----------|----------|----------|----------|----------|----------|----------|----------|------------|-------|-------|
|                    |             |            | TK        | S         | A         | SK         | YDS        | TFL      | YDS      | QBH           | NO       | YDS      | LG       | TD       | PD       | FF       | FR       | TD       | YDS      | TK       | S        | A        | FF       | FR       |          |            | S     | A     |
| 09/08              | at Dolphins | P          | 3         | 2         | 1         | 0.0        | 0.0        | 0        | 0        | 0             | 0        | 0        | 0        | 0        | 0        | 0        | 0        | 0        | 0        | 0        | 0        | 0        | 0        | 0        | 0        | 0          | L     | 17-20 |
| 09/15              | Browns      | S          | 11        | 11        | 0         | 0.0        | 0.0        | 2        | 3        | 0             | 0        | 0        | 0        | 0        | 0        | 0        | 0        | 0        | 0        | 0        | 0        | 0        | 0        | 0        | 0        | L          | 13-18 |       |
| 09/23              | at Bills    | S          | 7         | 4         | 3         | 0.0        | 0.0        | 0        | 0        | 0             | 0        | 0        | 0        | 0        | 0        | 0        | 0        | 0        | 0        | 0        | 0        | 0        | 0        | 0        | 0        | L          | 10-47 |       |
| 09/29              | at Texans   | S          | 8         | 5         | 3         | 0.0        | 0.0        | 1        | 2        | 0             | 0        | 0        | 0        | 0        | 3        | 0        | 0        | 0        | 0        | 0        | 0        | 0        | 0        | 0        | 0        | L          | 20-24 |       |
| 10/06              | Colts       | S          | 8         | 4         | 4         | 0.0        | 0.0        | 0        | 0        | 0             | 0        | 0        | 0        | 0        | 0        | 0        | 0        | 0        | 0        | 0        | 0        | 0        | 0        | 0        | 0        | W          | 37-34 |       |
| 10/13              | at Bears    | S          | 7         | 5         | 2         | 0.0        | 0.0        | 0        | 0        | 0             | 0        | 0        | 0        | 0        | 0        | 0        | 0        | 0        | 0        | 0        | 0        | 0        | 0        | 0        | 0        | L          | 16-35 |       |
| <b>2024 TOTALS</b> |             | <b>6-5</b> | <b>44</b> | <b>31</b> | <b>13</b> | <b>0.0</b> | <b>0.0</b> | <b>3</b> | <b>5</b> | <b>0</b>      | <b>0</b> | <b>0</b> | <b>0</b> | <b>0</b> | <b>3</b> | <b>0</b> | <b>0</b> | <b>0</b> | <b>0</b> | <b>0</b> | <b>0</b> | <b>0</b> | <b>0</b> | <b>0</b> | <b>0</b> | <b>1-5</b> |       |       |

**2023 GAME-BY-GAME REGULAR-SEASON STATISTICS (JAGUARS)**

| DATE               | OPPONENT      | P/S         | TACKLES                   |           |          |            |            |          |          | INTERCEPTIONS |          |          |          |          | O. FUMB  |          |          |          | ST       |          |          |          | MISC     |          | W/L      | SCORE      |        |       |
|--------------------|---------------|-------------|---------------------------|-----------|----------|------------|------------|----------|----------|---------------|----------|----------|----------|----------|----------|----------|----------|----------|----------|----------|----------|----------|----------|----------|----------|------------|--------|-------|
|                    |               |             | TK                        | S         | A        | SK         | YDS        | TFL      | YDS      | QBH           | NO       | YDS      | LG       | TD       | PD       | FF       | FR       | TD       | YDS      | TK       | S        | A        | FF       | FR       |          |            | S      | A     |
| 09/10              | at Colts      | P           | 0                         | 0         | 0        | 0.0        | 0.0        | 0        | 0        | 0             | 0        | 0        | 0        | 0        | 0        | 0        | 0        | 0        | 0        | 0        | 0        | 0        | 0        | 0        | 0        | 0          | W      | 31-21 |
| 09/17              | Chiefs        | P           | 0                         | 0         | 0        | 0.0        | 0.0        | 0        | 0        | 0             | 0        | 0        | 0        | 0        | 0        | 0        | 0        | 0        | 0        | 0        | 0        | 0        | 0        | 0        | 0        | L          | 9-17   |       |
| 09/24              | Texans        |             | DID NOT PLAY (NON-INJURY) |           |          |            |            |          |          |               |          |          |          |          |          |          |          |          |          |          |          |          |          |          |          | L          | 17-37  |       |
| 10/01              | Falcons       |             | DID NOT PLAY (NON-INJURY) |           |          |            |            |          |          |               |          |          |          |          |          |          |          |          |          |          |          |          |          |          |          | W          | 23-7   |       |
| 10/08              | at Bills      | P           | 0                         | 0         | 0        | 0.0        | 0.0        | 0        | 0        | 0             | 0        | 0        | 0        | 0        | 0        | 0        | 0        | 0        | 0        | 0        | 0        | 0        | 0        | 0        | 0        | W          | 25-20  |       |
| 10/15              | Colts         | P           | 4                         | 2         | 2        | 0.0        | 0.0        | 0        | 0        | 0             | 0        | 0        | 0        | 0        | 0        | 0        | 0        | 0        | 0        | 0        | 0        | 0        | 0        | 0        | 0        | W          | 37-20  |       |
| 10/19              | at Saints     | S           | 4                         | 3         | 1        | 0.0        | 0.0        | 0        | 0        | 0             | 0        | 0        | 0        | 2        | 0        | 0        | 0        | 0        | 0        | 0        | 0        | 0        | 0        | 0        | 0        | W          | 31-24  |       |
| 10/29              | at Steelers   | S           | 3                         | 1         | 2        | 0.0        | 0.0        | 0        | 0        | 0             | 0        | 0        | 0        | 0        | 0        | 0        | 0        | 0        | 0        | 0        | 0        | 0        | 0        | 0        | 0        | W          | 20-10  |       |
| 11/12              | 49ers         |             | ON INACTIVE LIST          |           |          |            |            |          |          |               |          |          |          |          |          |          |          |          |          |          |          |          |          |          |          | L          | 3-34   |       |
| 11/19              | Titans        | S           | 6                         | 4         | 2        | 0.0        | 0.0        | 0        | 0        | 0             | 0        | 0        | 0        | 1        | 0        | 0        | 0        | 0        | 0        | 0        | 0        | 0        | 0        | 0        | 0        | W          | 34-14  |       |
| 11/26              | at Texans     | S           | 5                         | 4         | 1        | 0.0        | 0.0        | 0        | 0        | 0             | 0        | 0        | 0        | 0        | 0        | 0        | 0        | 0        | 0        | 0        | 0        | 0        | 0        | 0        | 0        | W          | 24-21  |       |
| 12/04              | Bengals       |             | ON INACTIVE LIST          |           |          |            |            |          |          |               |          |          |          |          |          |          |          |          |          |          |          |          |          |          |          | L          | 31-34+ |       |
| 12/10              | at Browns     | S           | 7                         | 7         | 0        | 0.0        | 0.0        | 0        | 0        | 0             | 0        | 0        | 0        | 1        | 0        | 0        | 0        | 0        | 0        | 0        | 0        | 0        | 0        | 0        | 0        | L          | 27-31  |       |
| 12/17              | Ravens        | S           | 5                         | 4         | 1        | 0.0        | 0.0        | 0        | 0        | 0             | 0        | 0        | 0        | 0        | 0        | 0        | 0        | 0        | 0        | 0        | 0        | 0        | 0        | 0        | 0        | L          | 7-23   |       |
| 12/24              | at Buccaneers | P           | 0                         | 0         | 0        | 0.0        | 0.0        | 0        | 0        | 0             | 0        | 0        | 0        | 0        | 0        | 0        | 0        | 0        | 0        | 0        | 0        | 0        | 0        | 0        | 0        | L          | 12-30  |       |
| 12/31              | Panthers      | P           | 0                         | 0         | 0        | 0.0        | 0.0        | 0        | 0        | 0             | 0        | 0        | 0        | 0        | 0        | 0        | 0        | 0        | 0        | 0        | 0        | 0        | 0        | 0        | 0        | W          | 26-0   |       |
| 01/07              | at Titans     |             | DID NOT PLAY (NON-INJURY) |           |          |            |            |          |          |               |          |          |          |          |          |          |          |          |          |          |          |          |          |          |          | L          | 20-28  |       |
| <b>2023 TOTALS</b> |               | <b>12-6</b> | <b>34</b>                 | <b>25</b> | <b>9</b> | <b>0.0</b> | <b>0.0</b> | <b>0</b> | <b>0</b> | <b>0</b>      | <b>0</b> | <b>0</b> | <b>0</b> | <b>0</b> | <b>4</b> | <b>0</b> | <b>0</b> | <b>0</b> | <b>0</b> | <b>0</b> | <b>0</b> | <b>0</b> | <b>0</b> | <b>0</b> | <b>0</b> | <b>9-8</b> |        |       |


+ - Overtime





# ANDRE CISCO | 5

**POSITION:** SAFETY  
**HT:** 6-0 | **WT:** 210 | **DOB:** 3-23-2000  
**COLLEGE:** SYRACUSE  
**HOMETOWN:** QUEENS, N.Y.  
**ACQ:** D3-'21  
**EXP:** 4th YEAR

 andrecisco7  
 @cincocisco

## KEY TRANSACTIONS:

- Originally drafted by Jacksonville in the third round (65th overall) in the 2021 draft

## PRO

### 2024 (Jaguars)

- 10/13 vs CHI:** Recorded seven tackles (three solo), one pass defended and one interception
- 10/6 vs. IND:** Started at safety and notched seven tackles (six solo) and one pass defended
- 9/29 at HOU:** Started at safety and posted four tackles (three solo)
- 9/23 at BUF:** Started at safety and registered four tackles (two solo) and one pass defended
- 9/15 vs. CLE:** Started at safety and recorded five tackles (three solo)
- 9/8 at MIA:** Started at safety and recorded three tackles (one solo) on defense and one tackle on special teams

### 2023 (Jaguars)

- Started 15 games... Recorded 62 tackles (42 solo), five passes defended, a career-high four interceptions, one forced fumble, one tackle for loss and a 0.5 sack... His four interceptions tied for first on the team and moved him into 11th in franchise history in career interceptions (seven)
- 1/7 at TEN:** Started at safety... Posted two total tackles (one solo), one pass defended and one interception, his fourth of the season, for a 29-yard gain
- 10/15 vs. IND:** Started at safety and recorded five solo tackles and one interception for 21 yards
- 10/1 vs. ATL:** Started at safety and recorded four solo tackles, one pass defended and one interception for 18 yards
- 9/17 vs. K.C.:** Started at safety and caught his first interception of the season... Posted two combined tackles and two passes defended
- 9/10 at IND:** Started at free safety and recorded a forced fumble with a single-game career-high 10 total tackles

### 2022 (Jaguars)

- Started in 15 regular season games after being inactive with a shoulder injury for two, and started both postseason games... In the regular season, he posted a career-high 70 tackles (46 solo), 10 passes defended, three interceptions including one 59-yard touchdown return, 1.0 sack and three solo tackles on special teams... In the postseason he recorded eight tackles (seven solo)... His 59-yard interception for a touchdown was the Jaguars longest interception touchdown return since S Tashaun Gipson recorded a 67-yard return in 2017
- 12/22 at NYJ:** Started at safety and recorded three tackles (one solo) and 1.0 sack... His sack in the first quarter marked the first of his career
- 10/16 at IND:** Started at safety and posted a career-high nine tackles, including a career-high six solo
- 10/2 at PHI:** Started at safety and recorded three tackles (two solo), one pass defended and one interception returned 59 yards for a touchdown... His pick-six was the first of his career
- 9/18 vs. IND:** Started at safety and recorded a team-high six tackles (four solo) and his first career interception

### 2021 (Jaguars)

- Concluded his rookie season with 21 total tackles, two passes defended and one forced fumble
- 1/9 vs. IND:** Started at safety and recorded four total tackles (three solo) and one forced fumble
- 12/26 at NYJ:** Made the first start of his NFL career... Recorded four total tackles (two solo) and one pass defended
- 9/12 at HOU:** Saw action on defense and special teams in his NFL debut... Recorded one solo tackle

## COLLEGE

- Played in 24 games at Syracuse
- Finished his career with 136 total tackles (94 solo), 13 interceptions and 29 passes defended
- Three-year starter for the Orange and two-time ALL-ACC selection
- His 12 INTs from 2018-19 were the most by any player in college football during that span

## PERSONAL

- In July 2024, participated on a mission trip to Zimbabwe
- In April of 2023, performed stand-up comedy at an open mic night in New Orleans
- Has two sisters
- As a senior at IMG Academy, had 15 tackles, one interception, four passes defended and recovered three fumbles as IMG finished ranked No. 2 in the USA Today Super 25 poll



**ANDRE CISCO'S NFL REGULAR SEASON DEFENSIVE STATISTICS**

| DATE              | TEAM    | GP        | TACKLES   |            |            |           |          |          |            | INTERCEPTIONS |          |          |            |            |          |           | O. FUMB  |          |          |          |          | ST       |          |          |          | MISC     |   |  |
|-------------------|---------|-----------|-----------|------------|------------|-----------|----------|----------|------------|---------------|----------|----------|------------|------------|----------|-----------|----------|----------|----------|----------|----------|----------|----------|----------|----------|----------|---|--|
|                   |         |           | GS        | TK         | S          | A         | TFL      | YDS      | SK         | YDS           | QBH      | NO       | YDS        | LG         | TD       | PD        | FF       | FR       | TD       | YDS      | TK       | S        | A        | FF       | FR       | S        | A |  |
| 2021              | Jaguars | 17        | 3         | 21         | 17         | 4         | 0        | 0        | 0.0        | 0.0           | 0        | 0        | 0          | 0          | 2        | 1         | 0        | 0        | 0        | 5        | 2        | 3        | 1        | 0        | 0        | 0        |   |  |
| 2022              | Jaguars | 15        | 15        | 70         | 46         | 24        | 1        | 8        | 1.0        | 8.0           | 1        | 3        | 72         | 59t        | 1        | 10        | 0        | 0        | 0        | 3        | 3        | 0        | 0        | 0        | 0        |          |   |  |
| 2023              | Jaguars | 15        | 15        | 62         | 42         | 20        | 1        | 1        | 0.5        | 3.5           | 1        | 4        | 68         | 29         | 0        | 5         | 1        | 0        | 0        | 0        | 0        | 0        | 0        | 0        | 0        |          |   |  |
| 2024              | Jaguars | 6         | 6         | 30         | 18         | 12        | 0        | 0        | 0.0        | 0.0           | 0        | 1        | 22         | 22         | 0        | 3         | 0        | 0        | 0        | 1        | 1        | 0        | 0        | 0        | 0        |          |   |  |
| <b>NFL TOTALS</b> |         | <b>53</b> | <b>39</b> | <b>183</b> | <b>123</b> | <b>60</b> | <b>2</b> | <b>9</b> | <b>1.5</b> | <b>11.5</b>   | <b>2</b> | <b>8</b> | <b>162</b> | <b>59T</b> | <b>1</b> | <b>20</b> | <b>2</b> | <b>0</b> | <b>0</b> | <b>0</b> | <b>9</b> | <b>6</b> | <b>3</b> | <b>1</b> | <b>0</b> | <b>0</b> |   |  |

**ANDRE CISCO'S NFL POSTSEASON DEFENSIVE STATISTICS**

| DATE              | TEAM    | GP       | TACKLES  |          |          |          |          |          |            | INTERCEPTIONS |          |          |          |          |          |          | O. FUMB  |          |          |          |          | ST       |          |          |          | MISC     |   |  |
|-------------------|---------|----------|----------|----------|----------|----------|----------|----------|------------|---------------|----------|----------|----------|----------|----------|----------|----------|----------|----------|----------|----------|----------|----------|----------|----------|----------|---|--|
|                   |         |          | GS       | TK       | S        | A        | TFL      | YDS      | SK         | YDS           | QBH      | NO       | YDS      | LG       | TD       | PD       | FF       | FR       | TD       | YDS      | TK       | S        | A        | FF       | FR       | S        | A |  |
| 2022              | Jaguars | 2        | 2        | 8        | 7        | 1        | 0        | 0        | 0.0        | 0.0           | 0        | 0        | 0        | 0        | 1        | 0        | 0        | 0        | 0        | 0        | 0        | 0        | 0        | 0        | 0        | 0        |   |  |
| <b>NFL TOTALS</b> |         | <b>2</b> | <b>2</b> | <b>8</b> | <b>7</b> | <b>1</b> | <b>0</b> | <b>0</b> | <b>0.0</b> | <b>0.0</b>    | <b>0</b> | <b>0</b> | <b>0</b> | <b>0</b> | <b>1</b> | <b>0</b> | <b>0</b> | <b>0</b> | <b>0</b> | <b>0</b> | <b>0</b> | <b>0</b> | <b>0</b> | <b>0</b> | <b>0</b> | <b>0</b> |   |  |

**SINGLE-GAME HIGHS: DEFENSIVE**

|                        |   |                                     |   |
|------------------------|---|-------------------------------------|---|
| <b>Total Tackles</b>   | 10 at Indianapolis Colts, Sep 10, 2023<br>9 at Indianapolis Colts, Oct 16, 2022                   | <b>Tackles For Loss</b>             | 1 vs. Atlanta Falcons, Oct 01, 2023<br>1 at New York Jets, Dec 22, 2022                         |
| <b>Solo Tackles</b>    | 7 at Indianapolis Colts, Sep 10, 2023<br>7 vs. New York Giants, Oct 23, 2022                      | <b>Interceptions</b>                | 1 at Chicago Bears, Oct 13, 2024<br>1 at Tennessee Titans, Jan 07, 2024<br>...6 more at 1.      |
| <b>Sacks</b>           | 1.0 at New York Jets, Dec 22, 2022<br>0.5 vs. Tennessee Titans, Nov 19, 2023                      | <b>Interception Return Yards</b>    | 59 at Philadelphia Eagles, Oct 02, 2022<br>29 at Tennessee Titans, Jan 07, 2024                 |
| <b>Passes Defensed</b> | 2 vs. Kansas City Chiefs, Sep 17, 2023<br>2 vs. Baltimore Ravens, Nov 27, 2022<br>...1 more at 2. | <b>Special Teams Tackles</b>        | 1 vs. Dallas Cowboys, Dec 18, 2022<br>1 at Philadelphia Eagles, Oct 02, 2022<br>...6 more at 1. |
| <b>Forced Fumbles</b>  | 1 at Indianapolis Colts, Sep 10, 2023<br>1 vs. Indianapolis Colts, Jan 09, 2022                   | <b>Special Teams Forced Fumbles</b> | 1 at Tennessee Titans, Dec 12, 2021   |

**SINGLE-GAME HIGHS - POSTSEASON: DEFENSIVE**

|                      |   |                        |  |
|----------------------|---|------------------------|--|
| <b>Total Tackles</b> | 4 at Kansas City Chiefs, Jan 21, 2023<br>4 vs. Los Angeles Chargers, Jan 14, 2023 | <b>Passes Defensed</b> | 1 vs. Los Angeles Chargers, Jan 14, 2023 |
| <b>Solo Tackles</b>  | 4 vs. Los Angeles Chargers, Jan 14, 2023<br>3 at Kansas City Chiefs, Jan 21, 2023 |                        |  |

**2024 GAME-BY-GAME REGULAR-SEASON STATISTICS (JAGUARS)**

| DATE               | OPPONENT    | P/S        | TACKLES   |           |           |            |            |          |          | INTERCEPTIONS |          |           |           |          |          |          | O. FUMB  |          |          |          |          | ST       |          |          |          | MISC       |       |       |
|--------------------|-------------|------------|-----------|-----------|-----------|------------|------------|----------|----------|---------------|----------|-----------|-----------|----------|----------|----------|----------|----------|----------|----------|----------|----------|----------|----------|----------|------------|-------|-------|
|                    |             |            | TK        | S         | A         | SK         | YDS        | TFL      | YDS      | QBH           | NO       | YDS       | LG        | TD       | PD       | FF       | FR       | TD       | YDS      | TK       | S        | A        | FF       | FR       | S        | A          | W/L   | SCORE |
| 09/08              | at Dolphins | S          | 3         | 1         | 2         | 0.0        | 0.0        | 0        | 0        | 0             | 0        | 0         | 0         | 0        | 0        | 0        | 0        | 0        | 1        | 1        | 0        | 0        | 0        | 0        | 0        | L          | 17-20 |       |
| 09/15              | Browns      | S          | 5         | 3         | 2         | 0.0        | 0.0        | 0        | 0        | 0             | 0        | 0         | 0         | 0        | 0        | 0        | 0        | 0        | 0        | 0        | 0        | 0        | 0        | 0        | 0        | L          | 13-18 |       |
| 09/23              | at Bills    | S          | 4         | 2         | 2         | 0.0        | 0.0        | 0        | 0        | 0             | 0        | 0         | 0         | 1        | 0        | 0        | 0        | 0        | 0        | 0        | 0        | 0        | 0        | 0        | L        | 10-47      |       |       |
| 09/29              | at Texans   | S          | 4         | 3         | 1         | 0.0        | 0.0        | 0        | 0        | 0             | 0        | 0         | 0         | 0        | 0        | 0        | 0        | 0        | 0        | 0        | 0        | 0        | 0        | 0        | L        | 20-24      |       |       |
| 10/06              | Colts       | S          | 7         | 6         | 1         | 0.0        | 0.0        | 0        | 0        | 0             | 0        | 0         | 0         | 1        | 0        | 0        | 0        | 0        | 0        | 0        | 0        | 0        | 0        | 0        | W        | 37-34      |       |       |
| 10/13              | at Bears    | S          | 7         | 3         | 4         | 0.0        | 0.0        | 0        | 0        | 0             | 1        | 22        | 22        | 0        | 1        | 0        | 0        | 0        | 0        | 0        | 0        | 0        | 0        | 0        | L        | 16-35      |       |       |
| <b>2024 TOTALS</b> |             | <b>6-6</b> | <b>30</b> | <b>18</b> | <b>12</b> | <b>0.0</b> | <b>0.0</b> | <b>0</b> | <b>0</b> | <b>0</b>      | <b>1</b> | <b>22</b> | <b>22</b> | <b>0</b> | <b>3</b> | <b>0</b> | <b>0</b> | <b>0</b> | <b>0</b> | <b>1</b> | <b>1</b> | <b>0</b> | <b>0</b> | <b>0</b> | <b>0</b> | <b>1-5</b> |       |       |



**2023 GAME-BY-GAME REGULAR-SEASON STATISTICS (JAGUARS)**

| DATE               | OPPONENT      | P/S | TACKLES          |           |           |           |            |            |          |          |          | INTERCEPTIONS |           |           |          |          | O. FUMB  |          |          |          | ST       |          |          |          | MISC     |          | SCORE      |       |       |
|--------------------|---------------|-----|------------------|-----------|-----------|-----------|------------|------------|----------|----------|----------|---------------|-----------|-----------|----------|----------|----------|----------|----------|----------|----------|----------|----------|----------|----------|----------|------------|-------|-------|
|                    |               |     | TK               | S         | A         | SK        | YDS        | TFL        | YDS      | QBH      | NO       | YDS           | LG        | TD        | PD       | FF       | FR       | TD       | YDS      | TK       | S        | A        | FF       | FR       | S        | A        |            | W/L   |       |
| 09/10              | at Colts      | S   | 10               | 7         | 3         | 0.0       | 0.0        | 0          | 0        | 0        | 0        | 0             | 0         | 0         | 0        | 1        | 0        | 0        | 0        | 0        | 0        | 0        | 0        | 0        | 0        | 0        | 0          | W     | 31-21 |
| 09/17              | Chiefs        | S   | 2                | 1         | 1         | 0.0       | 0.0        | 0          | 0        | 0        | 1        | 0             | 0         | 0         | 2        | 0        | 0        | 0        | 0        | 0        | 0        | 0        | 0        | 0        | 0        | 0        | L          | 9-17  |       |
| 09/24              | Texans        | S   | 7                | 4         | 3         | 0.0       | 0.0        | 0          | 0        | 0        | 0        | 0             | 0         | 0         | 0        | 0        | 0        | 0        | 0        | 0        | 0        | 0        | 0        | 0        | 0        | L        | 17-37      |       |       |
| 10/01              | Falcons       | S   | 4                | 4         | 0         | 0.0       | 0.0        | 1          | 1        | 0        | 1        | 18            | 18        | 0         | 1        | 0        | 0        | 0        | 0        | 0        | 0        | 0        | 0        | 0        | 0        | W        | 23-7       |       |       |
| 10/08              | at Bills      | S   | 4                | 3         | 1         | 0.0       | 0.0        | 0          | 0        | 0        | 0        | 0             | 0         | 0         | 0        | 0        | 0        | 0        | 0        | 0        | 0        | 0        | 0        | 0        | 0        | W        | 25-20      |       |       |
| 10/15              | Colts         | S   | 5                | 5         | 0         | 0.0       | 0.0        | 0          | 0        | 0        | 1        | 21            | 21        | 0         | 1        | 0        | 0        | 0        | 0        | 0        | 0        | 0        | 0        | 0        | 0        | W        | 37-20      |       |       |
| 10/19              | at Saints     | S   | 2                | 1         | 1         | 0.0       | 0.0        | 0          | 0        | 0        | 0        | 0             | 0         | 0         | 0        | 0        | 0        | 0        | 0        | 0        | 0        | 0        | 0        | 0        | 0        | W        | 31-24      |       |       |
| 10/29              | at Steelers   |     | ON INACTIVE LIST |           |           |           |            |            |          |          |          |               |           |           |          |          |          |          |          |          |          |          |          |          |          |          | W          | 20-10 |       |
| 11/12              | 49ers         | S   | 4                | 2         | 2         | 0.0       | 0.0        | 0          | 0        | 0        | 0        | 0             | 0         | 0         | 0        | 0        | 0        | 0        | 0        | 0        | 0        | 0        | 0        | 0        | 0        | 0        | L          | 3-34  |       |
| 11/19              | Titans        | S   | 5                | 1         | 4         | 0.5       | 3.5        | 0          | 0        | 1        | 0        | 0             | 0         | 0         | 0        | 0        | 0        | 0        | 0        | 0        | 0        | 0        | 0        | 0        | 0        | W        | 34-14      |       |       |
| 11/26              | at Texans     | S   | 3                | 1         | 2         | 0.0       | 0.0        | 0          | 0        | 0        | 0        | 0             | 0         | 0         | 0        | 0        | 0        | 0        | 0        | 0        | 0        | 0        | 0        | 0        | 0        | W        | 24-21      |       |       |
| 12/04              | Bengals       | S   | 7                | 6         | 1         | 0.0       | 0.0        | 0          | 0        | 0        | 0        | 0             | 0         | 0         | 0        | 0        | 0        | 0        | 0        | 0        | 0        | 0        | 0        | 0        | 0        | L        | 31-34+     |       |       |
| 12/10              | at Browns     | S   | 3                | 3         | 0         | 0.0       | 0.0        | 0          | 0        | 0        | 0        | 0             | 0         | 0         | 0        | 0        | 0        | 0        | 0        | 0        | 0        | 0        | 0        | 0        | 0        | L        | 27-31      |       |       |
| 12/17              | Ravens        |     | ON INACTIVE LIST |           |           |           |            |            |          |          |          |               |           |           |          |          |          |          |          |          |          |          |          |          |          |          | L          | 7-23  |       |
| 12/24              | at Buccaneers | S   | 1                | 1         | 0         | 0.0       | 0.0        | 0          | 0        | 0        | 0        | 0             | 0         | 0         | 0        | 0        | 0        | 0        | 0        | 0        | 0        | 0        | 0        | 0        | 0        | L        | 12-30      |       |       |
| 12/31              | Panthers      | S   | 3                | 2         | 1         | 0.0       | 0.0        | 0          | 0        | 0        | 0        | 0             | 0         | 0         | 0        | 0        | 0        | 0        | 0        | 0        | 0        | 0        | 0        | 0        | 0        | W        | 26-0       |       |       |
| 01/07              | at Titans     | S   | 2                | 1         | 1         | 0.0       | 0.0        | 0          | 0        | 0        | 1        | 29            | 29        | 0         | 1        | 0        | 0        | 0        | 0        | 0        | 0        | 0        | 0        | 0        | 0        | L        | 20-28      |       |       |
| <b>2023 TOTALS</b> |               |     | <b>15-15</b>     | <b>62</b> | <b>42</b> | <b>20</b> | <b>0.5</b> | <b>3.5</b> | <b>1</b> | <b>1</b> | <b>1</b> | <b>4</b>      | <b>68</b> | <b>29</b> | <b>0</b> | <b>5</b> | <b>1</b> | <b>0</b> | <b>0</b> | <b>0</b> | <b>0</b> | <b>0</b> | <b>0</b> | <b>0</b> | <b>0</b> | <b>0</b> | <b>9-8</b> |       |       |



+ - Overtime





# EZRA CLEVELAND | 76

**POSITION:** OFFENSIVE LINEMAN  
**HT:** 6-6 | **WT:** 312 | **DOB:** 5-8-1998  
**COLLEGE:** BOISE STATE  
**HOMETOWN:** SPANAWAY, WASH.  
**ACQ:** T (MIN)-'23  
**EXP:** 5th YEAR

 @ezra508  
 @ezra\_cleveland

## KEY TRANSACTIONS

- Selected in the second round (No. 58 overall) in the 2020 NFL Draft
- Acquired via trade by Jacksonville on 10/31/23
- Re-signed with Jacksonville on 3/7/24

## PRO

### 2024 (Jaguars)

- **10/13 at CHI:** Started at left guard and played all 62 offensive snaps
- **10/6 vs. IND:** Started at left guard and played all 58 offensive snaps
- **9/29 at HOU:** Started at left guard and played all 58 offensive snaps
- **9/23 at BUF:** Started at left guard and played all 71 offensive snaps
- **9/15 vs. CLE:** Started at left guard and played all 60 offensive snaps
- **9/8 at MIA:** Started at left guard and played all 53 offensive snaps

### 2023 (Jaguars)

- Participated in nine games with five starts
- **1/7 at TEN:** Started at left guard and played all 71 offensive snaps and four snaps on special teams
- **12/24 at T.B.:** Started at left guard and played all 66 offensive snaps and one snap on special teams
- **12/4 vs. CIN:** Started at left guard and played all 69 offensive snaps... Saw action on six special teams plays

### 2023 (Vikings)

- Started six games at left guard before leaving Week 6 at Chicago (10/15) with an injury

### 2022 (Vikings)

- Started all 17 games at left guard

### 2021 (Vikings)

- Started all 17 games at left guard and played all 1,082 offensive snaps

### 2020 (Vikings)

- Appeared in 13 games (nine starts) at right guard for the Vikings offense

## COLLEGE

- Started in all 40 of his college games after redshirting in 2016.
- Two-time First-Team All-Mountain West in 2018 and '19 and honorable mention in 2017 as a redshirt freshman.
- Boise State played in the Mountain West Championship Game each season, winning conference title in 2017 and 2019.
- Helped Broncos to 12-2 mark in 2019, with the only losses coming at BYU and in Las Vegas Bowl to Washington.
- Squad went 10-3 in 2018 and 11-3 in 2017, winning the Las Vegas Bowl over Oregon.
- Blocked for Mountain West Freshman of the Year, RB George Holani, in 2019.
- During his time as a Bronco, helped extend the team's streak of having a 1,000-yard rusher to 12 consecutive seasons. Alexander Mattison's rushing totals benefited from Cleveland in 2017 (1,086) and 2018 (1,415).
- Protected Mountain West Player of the Year, QB Brett Rypien, and the nation's 18th-ranked passing offense (292 ypg) in 2018.
- Started 14 games as a redshirt freshman while the Broncos finished second on the Mountain West in scoring (32.5 ppg).

## PERSONAL

- Earned academic All-Mountain West honors in 2017.
- One of 58 players that virtually attended the 2020 NFL Draft.
- Highest-drafted Boise State Bronco since Leighton Vander Esch was selected by Dallas in the first round of the 2018 NFL Draft.
- Led the OL group at the NFL Combine with his 4.46 20-yard shuttle and 7.26 3-cone drill. Ran a 4.93 40-yard dash (third among OL) and 30 bench press reps (fifth among OL).
- Majored in construction management.
- Born three weeks premature but weighed 11 pounds at birth.
- Grew up in Spanaway, Washington, a suburb of Tacoma.





### EZRA CLEVELAND'S NFL REGULAR SEASON STATISTICS

| DATE  | TEAM    | GP        | GS        |
|---|---------|-----------|-----------|
| 2020  | Vikings | 13        | 9         |
| 2021  | Vikings | 17        | 17        |
| 2022  | Vikings | 17        | 17        |
| 2023  | Vikings | 6         | 6         |
| Went from <b>Minnesota</b> to <b>Jacksonville</b> . |         |           |           |
| 2023  | Jaguars | 9         | 5         |
| 2023  | TOTAL   | 15        | 11        |
| 2024  | Jaguars | 6         | 6         |
| <b>NFL TOTALS</b>                                   |         | <b>68</b> | <b>60</b> |

### EZRA CLEVELAND'S NFL POSTSEASON STATISTICS

| DATE              | TEAM    | GP       | GS       |
|-------------------|---------|----------|----------|
| 2022              | Vikings | 1        | 1        |
| <b>NFL TOTALS</b> |         | <b>1</b> | <b>1</b> |

### 2024 GAME-BY-GAME REGULAR-SEASON STATISTICS (JAGUARS)

| DATE               | OPPONENT    | P/S        | W/L        | SCORE |
|--------------------|-------------|------------|------------|-------|
| 09/08              | at Dolphins | S          | L          | 17-20 |
| 09/15              | Browns      | S          | L          | 13-18 |
| 09/23              | at Bills    | S          | L          | 10-47 |
| 09/29              | at Texans   | S          | L          | 20-24 |
| 10/06              | Colts       | S          | W          | 37-34 |
| 10/13              | at Bears    | S          | L          | 16-35 |
| <b>2024 TOTALS</b> |             | <b>6-6</b> | <b>1-5</b> |       |

### 2023 GAME-BY-GAME REGULAR-SEASON STATISTICS (VIKINGS/JAGUARS)

| DATE   | OPPONENT      | P/S          | W/L         | SCORE  |
|--|---------------|--------------|-------------|--------|
| 09/10  | Buccaneers    | S            | L           | 17-20  |
| 09/14  | at Eagles     | S            | L           | 28-34  |
| 09/24  | Chargers      | S            | L           | 24-28  |
| 10/01  | at Panthers   | S            | W           | 21-13  |
| 10/08  | Chiefs        | S            | L           | 20-27  |
| 10/15  | at Bears      | S            | W           | 19-13  |
| 10/23  | 49ers         |              | W           | 22-17  |
| 10/29  | at Packers    |              | W           | 24-10  |
| ON INACTIVE LIST<br>ON INACTIVE LIST<br>Went from <b>Vikings</b> to <b>Jaguars</b> . |               |              |             |        |
| 11/12  | 49ers         | P            | L           | 3-34   |
| 11/19  | Titans        | P            | W           | 34-14  |
| 11/26  | at Texans     | P            | W           | 24-21  |
| 12/04  | Bengals       | S            | L           | 31-34+ |
| 12/10  | at Browns     | S            | L           | 27-31  |
| 12/17  | Ravens        | S            | L           | 7-23   |
| 12/24  | at Buccaneers | S            | L           | 12-30  |
| 12/31  | Panthers      | P            | W           | 26-0   |
| 01/07  | at Titans     | S            | L           | 20-28  |
| <b>2023 TOTALS</b>   |               | <b>15-11</b> | <b>7-10</b> |        |

+ - Overtime





# MYLES COLE | 59

POSITION: DEFENSIVE END  
 HT: 6-6 | WT: 278 | DOB: 4-29-2000  
 COLLEGE: TEXAS TECH  
 HOMETOWN: SHREVEPORT, LA.  
 ACQ: D7-'24  
 EXP: R

Twitter: @mdoc55  
 Instagram: @\_mc.5\_

## KEY TRANSACTIONS

- Originally drafted by Jacksonville in the seventh round (236th overall) in the 2024 draft

## PRO

### 2024 (Jaguars)

- 10/6 vs. IND: Inactive
- 9/29 at HOU: Inactive
- 9/23 at BUF: Inactive
- 9/15 vs. CLE: Saw action at defensive end and recorded a tackle
- 9/8 at MIA: Saw action on defense and special teams

## COLLEGE

- Honorable All-Big 12 selection by the conference coaches
- Participated in the East-West Shrine Bowl and Reese's Senior Bowl
- Appeared in 29 games for Texas Tech and recorded 44 tackles (29 solo), nine tackles for loss, 3.5 sacks, one pass defensed and one block
- Transferred to Texas Tech from Louisiana-Monroe after spending three seasons with the Warhawks (2019-21)

## PERSONAL

- Son of Jeffery Cole and Melissa Harris
- Brother to Reagan, Rachel, Makynzie, Sariayah, Jordan, Brianna, Garrett, Trinity, and Isaiah
- Earned a bachelor's degree from Louisiana-Monroe in kinesiology

### MYLES COLE'S NFL REGULAR SEASON DEFENSIVE STATISTICS

| DATE              | TEAM    | GP       | TACKLES  |          |          |          |          |          |            | INTERCEPTIONS |          |          |          |          |          | O. FUMB  |          |          |          | ST       |          |          |          | MISC     |          |          |   |
|-------------------|---------|----------|----------|----------|----------|----------|----------|----------|------------|---------------|----------|----------|----------|----------|----------|----------|----------|----------|----------|----------|----------|----------|----------|----------|----------|----------|---|
|                   |         |          | GS       | TK       | S        | A        | TFL      | YDS      | SK         | YDS           | QBH      | NO       | YDS      | LG       | TD       | PD       | FF       | FR       | TD       | YDS      | TK       | S        | A        | FF       | FR       | S        | A |
| 2024              | Jaguars | 2        | 0        | 1        | 1        | 0        | 0        | 0        | 0.0        | 0.0           | 0        | 0        | 0        | 0        | 0        | 0        | 0        | 0        | 0        | 0        | 0        | 0        | 0        | 0        | 0        | 0        | 0 |
| <b>NFL TOTALS</b> |         | <b>2</b> | <b>0</b> | <b>1</b> | <b>1</b> | <b>0</b> | <b>0</b> | <b>0</b> | <b>0.0</b> | <b>0.0</b>    | <b>0</b> | <b>0</b> | <b>0</b> | <b>0</b> | <b>0</b> | <b>0</b> | <b>0</b> | <b>0</b> | <b>0</b> | <b>0</b> | <b>0</b> | <b>0</b> | <b>0</b> | <b>0</b> | <b>0</b> | <b>0</b> |   |

### 2024 GAME-BY-GAME REGULAR-SEASON STATISTICS (JAGUARS)

| DATE               | OPPONENT    | P/S        | TACKLES  |          |          |            |            |          |          | INTERCEPTIONS |          |          |          |          |          | O. FUMB  |          |          |          | ST       |          |          |          | MISC     |          |          |            |       |
|--------------------|-------------|------------|----------|----------|----------|------------|------------|----------|----------|---------------|----------|----------|----------|----------|----------|----------|----------|----------|----------|----------|----------|----------|----------|----------|----------|----------|------------|-------|
|                    |             |            | TK       | S        | A        | SK         | YDS        | TFL      | YDS      | QBH           | NO       | YDS      | LG       | TD       | PD       | FF       | FR       | TD       | YDS      | TK       | S        | A        | FF       | FR       | S        | A        | W/L        | SCORE |
| 09/08              | at Dolphins | P          | 0        | 0        | 0        | 0.0        | 0.0        | 0        | 0        | 0             | 0        | 0        | 0        | 0        | 0        | 0        | 0        | 0        | 0        | 0        | 0        | 0        | 0        | 0        | 0        | 0        | L          | 17-20 |
| 09/15              | Browns      | P          | 1        | 1        | 0        | 0.0        | 0.0        | 0        | 0        | 0             | 0        | 0        | 0        | 0        | 0        | 0        | 0        | 0        | 0        | 0        | 0        | 0        | 0        | 0        | 0        | 0        | L          | 13-18 |
| 09/23              | at Bills    |            |          |          |          |            |            |          |          |               |          |          |          |          |          |          |          |          |          |          |          |          |          |          |          | L        | 10-47      |       |
| 09/29              | at Texans   |            |          |          |          |            |            |          |          |               |          |          |          |          |          |          |          |          |          |          |          |          |          |          |          | L        | 20-24      |       |
| 10/06              | Colts       |            |          |          |          |            |            |          |          |               |          |          |          |          |          |          |          |          |          |          |          |          |          |          |          | W        | 37-34      |       |
| 10/13              | at Bears    |            |          |          |          |            |            |          |          |               |          |          |          |          |          |          |          |          |          |          |          |          |          |          |          | L        | 16-35      |       |
| <b>2024 TOTALS</b> |             | <b>2-0</b> | <b>1</b> | <b>1</b> | <b>0</b> | <b>0.0</b> | <b>0.0</b> | <b>0</b> | <b>0</b> | <b>0</b>      | <b>0</b> | <b>0</b> | <b>0</b> | <b>0</b> | <b>0</b> | <b>0</b> | <b>0</b> | <b>0</b> | <b>0</b> | <b>0</b> | <b>0</b> | <b>0</b> | <b>0</b> | <b>0</b> | <b>0</b> | <b>0</b> | <b>1-5</b> |       |

### MYLES COLE'S COLLEGE DEFENSIVE STATISTICS

| DATE          | TEAM       | GP        | TACKLES   |           |           |           |             |             |            | INTERCEPTIONS |          |          |          |          |          | O. FUMB  |          |          |          | ST       |          |          |          | MISC     |          |          |   |
|---------------|------------|-----------|-----------|-----------|-----------|-----------|-------------|-------------|------------|---------------|----------|----------|----------|----------|----------|----------|----------|----------|----------|----------|----------|----------|----------|----------|----------|----------|---|
|               |            |           | GS        | TK        | S         | A         | TFL         | YDS         | SK         | YDS           | QBH      | NO       | YDS      | LG       | TD       | PD       | FF       | FR       | TD       | YDS      | TK       | S        | A        | FF       | FR       | S        | A |
| 2018          | ULM        | 1         | 0         | 1         | 1         | 0         | 0.0         | 0.0         | 0.0        | 0             | 0        | 0        | 0        | 0        | 0        | 0        | 0        | 0        | 0        | 0        | 0        | 0        | 0        | 0        | 0        | 0        | 0 |
| 2019          | ULM        | 12        | 0         | 3         | 2         | 1         | 1.0         | 5.0         | 0.0        | 0.0           | 0        | 0        | 0        | 0        | 0        | 0        | 0        | 0        | 0        | 0        | 0        | 0        | 0        | 0        | 0        | 0        |   |
| 2020          | ULM        | 8         | 5         | 10        | 5         | 5         | 1.0         | 12.0        | 1.0        | 12.0          | 1        | 0        | 0        | 0        | 0        | 0        | 0        | 0        | 0        | 0        | 0        | 0        | 0        | 0        | 0        | 0        |   |
| 2021          | ULM        | 12        | 6         | 28        | 6         | 22        | 1.0         | 5.0         | 0.5        | 4.0           | 2        | 0        | 0        | 0        | 0        | 0        | 0        | 0        | 0        | 0        | 0        | 0        | 0        | 0        | 0        | 0        |   |
| 2022          | Texas Tech | 13        | 1         | 12        | 8         | 4         | 2.5         | 8.0         | 0.0        | 0.0           | 3        | 0        | 0        | 0        | 0        | 0        | 0        | 0        | 0        | 0        | 0        | 0        | 0        | 0        | 0        | 0        |   |
| 2023          | Texas Tech | 13        | 12        | 32        | 21        | 11        | 6.5         | 40.0        | 3.5        | 25.0          | 3        | 0        | 0        | 0        | 1        | 0        | 0        | 0        | 0        | 0        | 0        | 0        | 0        | 0        | 0        | 0        |   |
| <b>TOTALS</b> |            | <b>59</b> | <b>24</b> | <b>86</b> | <b>43</b> | <b>43</b> | <b>12.0</b> | <b>70.0</b> | <b>5.0</b> | <b>41.0</b>   | <b>9</b> | <b>0</b> | <b>0</b> | <b>0</b> | <b>1</b> | <b>0</b> | <b>0</b> | <b>0</b> | <b>0</b> | <b>0</b> | <b>0</b> | <b>0</b> | <b>0</b> | <b>0</b> | <b>0</b> | <b>0</b> |   |



**COLLEGE 2023 GAME-BY-GAME STATISTICS (TEXAS TECH)**

| DATE               | OPPONENT         | P/S | TACKLES      |           |           |           |            |             |            |             | INTERCEPTIONS |          |          |          |          | O. FUMB  |          |          |          | ST       |          |          |          | MISC     |          | SCORE    |              |       |       |
|--------------------|------------------|-----|--------------|-----------|-----------|-----------|------------|-------------|------------|-------------|---------------|----------|----------|----------|----------|----------|----------|----------|----------|----------|----------|----------|----------|----------|----------|----------|--------------|-------|-------|
|                    |                  |     | TK           | S         | A         | SK        | YDS        | TFL         | YDS        | QBH         | NO            | YDS      | LG       | TD       | PD       | FF       | FR       | TD       | YDS      | TK       | S        | A        | FF       | FR       | S        |          | A            | W/L   |       |
| 09/02              | at Wyoming       | S   | 1            | 1         | 0         | 0.0       | 0.0        | 0.0         | 0.0        | 0           | 0             | 0        | 0        | 0        | 1        | 0        | 0        | 0        | 0        | 0        | 0        | 0        | 0        | 0        | 0        | 0        | 0            | L     | 17-20 |
| 09/09              | Oregon           | S   | 1            | 0         | 1         | 0.0       | 0.0        | 0.5         | 3.0        | 0           | 0             | 0        | 0        | 0        | 0        | 0        | 0        | 0        | 0        | 0        | 0        | 0        | 0        | 0        | 0        | 0        | L            | 30-38 |       |
| 09/16              | Tarleton St.     | S   | 4            | 3         | 1         | 2.0       | 13.0       | 2.0         | 13.0       | 0           | 0             | 0        | 0        | 0        | 0        | 0        | 0        | 0        | 0        | 0        | 0        | 0        | 0        | 0        | 0        | 0        | W            | 41-3  |       |
| 09/23              | at West Virginia | S   | 6            | 3         | 3         | 0.0       | 0.0        | 0.0         | 0.0        | 0           | 0             | 0        | 0        | 0        | 0        | 0        | 0        | 0        | 0        | 0        | 0        | 0        | 0        | 0        | 0        | L        | 13-20        |       |       |
| 09/30              | Houston          | S   | 2            | 2         | 0         | 0.0       | 0.0        | 0.0         | 0.0        | 1           | 0             | 0        | 0        | 0        | 0        | 0        | 0        | 0        | 0        | 0        | 0        | 0        | 0        | 0        | 0        | 0        | T            | 0-0   |       |
| 10/07              | at Baylor        | S   | 4            | 1         | 3         | 0.5       | 5.0        | 0.5         | 5.0        | 0           | 0             | 0        | 0        | 0        | 0        | 0        | 0        | 0        | 0        | 0        | 0        | 0        | 0        | 0        | 0        | 0        | W            | 39-14 |       |
| 10/14              | Kansas St.       | S   | 0            | 0         | 0         | 0.0       | 0.0        | 0.0         | 0.0        | 0           | 0             | 0        | 0        | 0        | 0        | 0        | 0        | 0        | 0        | 0        | 0        | 0        | 0        | 0        | 0        | L        | 21-38        |       |       |
| 10/21              | at BYU           | S   | 4            | 4         | 0         | 1.0       | 7.0        | 3.0         | 18.0       | 1           | 0             | 0        | 0        | 0        | 0        | 0        | 0        | 0        | 0        | 0        | 0        | 0        | 0        | 0        | 0        | L        | 14-27        |       |       |
| 11/02              | TCU              | S   | 3            | 3         | 0         | 0.0       | 0.0        | 0.0         | 0.0        | 1           | 0             | 0        | 0        | 0        | 0        | 0        | 0        | 0        | 0        | 0        | 0        | 0        | 0        | 0        | 0        | W        | 35-28        |       |       |
| 11/11              | at Kansas        | S   | 2            | 1         | 1         | 0.0       | 0.0        | 0.0         | 0.0        | 0           | 0             | 0        | 0        | 0        | 0        | 0        | 0        | 0        | 0        | 0        | 0        | 0        | 0        | 0        | 0        | W        | 16-13        |       |       |
| 11/18              | UCF              | S   | 3            | 2         | 1         | 0.0       | 0.0        | 0.5         | 1.0        | 0           | 0             | 0        | 0        | 0        | 0        | 0        | 0        | 0        | 0        | 0        | 0        | 0        | 0        | 0        | 0        | W        | 24-23        |       |       |
| 11/24              | at Texas         | S   | 2            | 1         | 1         | 0.0       | 0.0        | 0.0         | 0.0        | 0           | 0             | 0        | 0        | 0        | 0        | 0        | 0        | 0        | 0        | 0        | 0        | 0        | 0        | 0        | 0        | L        | 7-57         |       |       |
| 12/16              | California       | P   | 0            | 0         | 0         | 0.0       | 0.0        | 0.0         | 0.0        | 0           | 0             | 0        | 0        | 0        | 0        | 0        | 0        | 0        | 0        | 0        | 0        | 0        | 0        | 0        | 0        | W        | 34-14        |       |       |
| <b>2023 TOTALS</b> |                  |     | <b>13-12</b> | <b>32</b> | <b>21</b> | <b>11</b> | <b>3.5</b> | <b>25.0</b> | <b>6.5</b> | <b>40.0</b> | <b>3</b>      | <b>0</b> | <b>0</b> | <b>0</b> | <b>0</b> | <b>1</b> | <b>0</b> | <b>0</b> | <b>0</b> | <b>0</b> | <b>0</b> | <b>0</b> | <b>0</b> | <b>0</b> | <b>0</b> | <b>0</b> | <b>6-6-1</b> |       |       |





## LOGAN COOKE | 9

**POSITION:** PUNTER  
**HT:** 6-5 | **WT:** 230 | **DOB:** 7-28-1995  
**COLLEGE:** MISSISSIPPI STATE  
**HOMETOWN:** DARBUN, MISS.  
**ACQ:** D7B-'18  
**EXP:** 7th YEAR



### KEY TRANSACTIONS

- Originally drafted by Jacksonville in the seventh round (147th overall) of the 2018 draft
- Re-signed with Jacksonville on 3/20/21

### PRO

- Since net punting average began being tracked in 1976, Cooke's career 43.4 net punting average is the highest in NFL history (min. 250 punts)

#### 2024 (Jaguars)

- Was voted a captain for the 2024 season
- **10/6 vs. IND:** Punted twice for 102 yards (51.0 average) in his 100th career game
- **9/29 at HOU:** Punted five times for 253 yards (50.6 average) and recorded one tackle on special teams... His 45.7 net yards per punt average through Week 4 is tied for his career-high through the first four weeks of a season since 2018
- **9/23 at BUF:** Punted two times for 109 yards (54.5 average)
- **9/15 vs. CLE:** Punted three times for 156 yards, averaging 52.0 yards per punt
- **9/8 at MIA:** Punted six times for 311 yards, averaging 51.8 yards per punt... Tied-second for punts inside the 20 (three) and longest punt (67 yards) in Week 1

#### 2023 (Jaguars)

- Saw action in all 17 games... He recorded 61 punts for 2,893 yards (47.4 average), 29 punts inside the 20 and 12 inside the 10... His 12 punts inside the 10-yard line tied for the third-most in the NFL in 2023
- **10/19 at N.O.:** Punted five times for 224 yards with four punts downed inside the 20... Successfully converted his sixth-career fake punt for a first down
- **10/1 vs. ATL:** Punted three times for 160 yards, all three punts were downed inside the 20... two of three punts were downed inside the 10
- **9/10 at IND:** Punted five times for 223 yards, two of which were downed inside the 20... One punt was downed at the six-yard line by S Daniel Thomas

#### 2022 (Jaguars)

- Was voted a captain for the 2022 season
- Saw action in 17 regular season games and two postseason games... In the regular season, he totaled 58 punts for 2,862 yards (49.3 average), and 24 punts inside the 20... In the postseason, he totaled seven punts for 315 yards and three inside the 20
- **1/21 at K.C.:** Punted four times for 191 yards with a long of 58... Two punts were downed inside the 20, including one punt downed at the two-yard line by S Daniel Thomas
- **1/1 at HOU:** Punted five times for 217 yards with a long of 57... Four punts were downed inside the 20... One punt was downed at the one-yard line by CB Chris Claybrooks
- **11/27 vs. BAL:** Punted three times for 206 yards with a long of 70 yards, a season-high... The second-longest career punt... One punt was downed inside the 20... Recorded a career-high gross punting average (68.7) and net punting average (55.3)
- **10/2 at PHI:** Punted three times for 160 yards with a long of 61 yards... Cooke's net average of 52.7 was the best in the NFL in Week 4

#### 2021 (Jaguars)

- Handled the punting duties in 15 games and punted 64 times for a net average of 43.6 and a gross average of 47.3... He also placed 28 punts inside the 20
- **12/5 at LAR:** Punted five times for 247 yards placing all five of his punts inside the 20... Cooke's net average of 49.4 was the third-highest in a single game in his career... Had a 68-yard punt downed on the 1-yard line
- **11/28 vs. ATL:** Punted three times for 130 yards, placing two of his three punts inside the 20... Cooke became the fourth punter in franchise history to down at least 100 punts inside the 20
- **9/12 at HOU:** Punted six times for 297 yards... Cooke's net punting average of 46.7 was the best among all punters in the NFL in Week 1

#### 2020 (Jaguars)

- Handled the team's punting duties in 14 games, punting 56 times for a gross punting average of 47.7, the second-highest season average in franchise history... His 43.4 net punting average was the third-highest in the AFC and is also the second-highest season average in franchise history
- **11/22 vs. PIT:** Punted six times for 324 yards (54.0 gross avg. and 47.5 net avg.) and placed one punt inside the 20... Had a season-long



67-yard punt

- **10/11 at HOU:** Punted three times for 143 yards (44.7 net avg.) which were all downed inside the 20
- **9/24 vs. MIA:** Punted three times for 157 yards, including a 63-yard punt

### 2019 (Jaguars)

- Finished the season with career-highs in gross punting average (46.8) and net punting average (44.5)... His 44.5 net punting average led all NFL punters (min. 10 punts) and set a new franchise record... Completed two passes for 16 yards
- **12/22 at ATL:** Punted five times for 254 yards (50.8 gross avg.), including one downed inside the 20... Completed one pass for 7 yards to S Cody Davis on a fake punt that resulted in a first down in the second quarter
- **12/15 at OAK:** Punted five times for 248 yards (49.6 gross avg.), including two punts inside the 20 and a season-long punt of 66 yards

### 2018 (Jaguars)

- Downed 37 punts inside the 20, a franchise record and the third-most in the NFL... Punted 86 times, placing 43.0 percent of his punts inside the 20, the highest mark by a rookie in franchise history

### COLLEGE

- Appeared in 45 career games serving as the primary punter his last three years and the primary kickoff specialist as a senior and freshman
- Averaged 41.7 yards per punt during his career, which ranked seventh in school history
- Of his 150 punts 35 traveled more than 50 yards, and 60 were pinned inside the 20

### PERSONAL

- Married the former Mary Menger Jones in February 2020, the couple has two sons Cooper and Tate
- Attended Columbia (Miss.) Academy
- All-state punter tallied 24 punts for an average of 44.2 yards in his senior season, while also seeing action at wide receiver and defensive back
- Avid hunter and fisherman, who also owns an outdoorsman company that specializes in turkey calls
- Involved with the Catch-A-Dream Foundation, which takes children with life-threatening illnesses on hunting and fishing adventures of a lifetime
- After he and his wife learned of the limitations Kenyans have to clean water, they partnered with Zoe Ministries in the summer of 2021 to help fund the drilling of a water well in a remote village on the Kenya-Uganda border

### LOGAN COOKE'S NFL REGULAR SEASON PUNTING STATISTICS

| DATE              | TEAM    | GP         | NO.        | YDS.          | AVG.        | OPP. RET.  | YDS.         | NET YDS.      | AVG.        | TB        | IN20       | LG        | BK       |
|-------------------|---------|------------|------------|---------------|-------------|------------|--------------|---------------|-------------|-----------|------------|-----------|----------|
| 2018              | Jaguars | 16         | 86         | 3,872         | 45.0        | 37         | 184          | 3,548         | 41.3        | 7         | 37         | 72        | 0        |
| 2019              | Jaguars | 16         | 75         | 3,507         | 46.8        | 24         | 127          | 3,340         | 44.5        | 2         | 25         | 66        | 0        |
| 2020              | Jaguars | 14         | 56         | 2,669         | 47.7        | 26         | 148          | 2,421         | 43.2        | 5         | 19         | 67        | 0        |
| 2021              | Jaguars | 15         | 64         | 3,026         | 47.3        | 22         | 173          | 2,833         | 43.6        | 1         | 28         | 68        | 1        |
| 2022              | Jaguars | 17         | 58         | 2,862         | 49.3        | 29         | 203          | 2,539         | 43.8        | 6         | 24         | 70        | 0        |
| 2023              | Jaguars | 17         | 61         | 2,893         | 47.4        | 22         | 143          | 2,670         | 43.8        | 4         | 29         | 65        | 0        |
| 2024              | Jaguars | 6          | 22         | 1,124         | 51.1        | 12         | 109          | 1,015         | 46.1        | 0         | 10         | 67        | 0        |
| <b>NFL TOTALS</b> |         | <b>101</b> | <b>422</b> | <b>19,953</b> | <b>47.3</b> | <b>172</b> | <b>1,087</b> | <b>18,366</b> | <b>43.4</b> | <b>25</b> | <b>172</b> | <b>72</b> | <b>1</b> |

### LOGAN COOKE'S NFL POSTSEASON PUNTING STATISTICS

| DATE              | TEAM    | GP       | NO.      | YDS.       | AVG.        | OPP. RET. | YDS.      | NET YDS.   | AVG.        | TB       | IN20     | LG        | BK       |
|-------------------|---------|----------|----------|------------|-------------|-----------|-----------|------------|-------------|----------|----------|-----------|----------|
| 2022              | Jaguars | 2        | 7        | 315        | 45.0        | 3         | 23        | 292        | 41.7        | 0        | 3        | 58        | 0        |
| <b>NFL TOTALS</b> |         | <b>2</b> | <b>7</b> | <b>315</b> | <b>45.0</b> | <b>3</b>  | <b>23</b> | <b>292</b> | <b>41.7</b> | <b>0</b> | <b>3</b> | <b>58</b> | <b>0</b> |

### SINGLE-GAME HIGHS: PUNTER

|                            |   |                              |  |
|----------------------------|---|------------------------------|--|
| <b>Punts</b>               | 9 at Houston Texans, Dec 30, 2018<br>9 vs. Pittsburgh Steelers, Nov 18, 2018          | <b>Inside the 20</b>         | 5 at Los Angeles Rams, Dec 05, 2021<br>5 at Indianapolis Colts, Nov 14, 2021                   |
| <b>Gross Punting Yards</b> | 449 at Houston Texans, Dec 30, 2018<br>415 vs. Pittsburgh Steelers, Nov 18, 2018      | <b>Pass Attempts</b>         | 1 at New Orleans Saints, Oct 19, 2023<br>1 at Atlanta Falcons, Dec 22, 2019<br>...2 more at 1. |
| <b>Gross Punting Avg</b>   | 68.7 vs. Baltimore Ravens, Nov 27, 2022<br>65.0 at Tampa Bay Buccaneers, Dec 24, 2023 | <b>Pass Completions</b>      | 1 at New Orleans Saints, Oct 19, 2023<br>1 at Atlanta Falcons, Dec 22, 2019<br>...2 more at 1. |
| <b>Net Punting Yards</b>   | 393 at Houston Texans, Dec 30, 2018<br>342 vs. Pittsburgh Steelers, Nov 18, 2018      | <b>Yards Passing</b>         | 13 at New Orleans Saints, Oct 19, 2023<br>9 vs. Los Angeles Chargers, Dec 08, 2019             |
| <b>Net Punting Avg</b>     | 59.0 at Tampa Bay Buccaneers, Dec 24, 2023<br>55.3 vs. Baltimore Ravens, Nov 27, 2022 | <b>Special Teams Tackles</b> | 1 vs. Houston Texans, Dec 19, 2021<br>1 vs. Arizona Cardinals, Sep 26, 2021<br>...1 more at 1. |
| <b>Longest Punts</b>       | 72 vs. Washington Redskins, Dec 16, 2018<br>70 vs. Baltimore Ravens, Nov 27, 2022     |                              |  |



**SINGLE-GAME HIGHS - POSTSEASON: PUNTER**

|                            |   |                        |   |
|----------------------------|---|------------------------|---|
| <b>Punts</b>               | 4 at Kansas City Chiefs, Jan 21, 2023<br>3 vs. Los Angeles Chargers, Jan 14, 2023       | <b>Net Punting Avg</b> | 42.0 at Kansas City Chiefs, Jan 21, 2023<br>41.3 vs. Los Angeles Chargers, Jan 14, 2023 |
| <b>Gross Punting Yards</b> | 191 at Kansas City Chiefs, Jan 21, 2023<br>124 vs. Los Angeles Chargers, Jan 14, 2023   | <b>Longest Punts</b>   | 58 at Kansas City Chiefs, Jan 21, 2023<br>46 vs. Los Angeles Chargers, Jan 14, 2023     |
| <b>Gross Punting Avg</b>   | 47.8 at Kansas City Chiefs, Jan 21, 2023<br>41.3 vs. Los Angeles Chargers, Jan 14, 2023 | <b>Inside the 20</b>   | 2 at Kansas City Chiefs, Jan 21, 2023<br>1 vs. Los Angeles Chargers, Jan 14, 2023       |
| <b>Net Punting Yards</b>   | 168 at Kansas City Chiefs, Jan 21, 2023<br>124 vs. Los Angeles Chargers, Jan 14, 2023   |                        |   |

**2024 GAME-BY-GAME REGULAR-SEASON STATISTICS (JAGUARS)**

| DATE               | OPPONENT    |   | NO.      | YDS.      | AVG.         | OPP. RET.   | YDS.      | NET YDS.   | AVG          | TB          | IN20     | LG        | BK        | W/L      | SCORE      |
|--------------------|-------------|---|----------|-----------|--------------|-------------|-----------|------------|--------------|-------------|----------|-----------|-----------|----------|------------|
| 09/08              | at Dolphins | P | 6        | 311       | 51.8         | 3           | 13        | 298        | 49.7         | 0           | 3        | 67        | 0         | L        | 17-20      |
| 09/15              | Browns      | P | 3        | 156       | 52.0         | 3           | 25        | 131        | 43.7         | 0           | 1        | 55        | 0         | L        | 13-18      |
| 09/23              | at Bills    | P | 2        | 109       | 54.5         | 2           | 41        | 68         | 34.0         | 0           | 0        | 59        | 0         | L        | 10-47      |
| 09/29              | at Texans   | P | 5        | 253       | 50.6         | 3           | 19        | 234        | 46.8         | 0           | 1        | 58        | 0         | L        | 20-24      |
| 10/06              | Colts       | P | 2        | 102       | 51.0         | 1           | 11        | 91         | 45.5         | 0           | 1        | 58        | 0         | W        | 37-34      |
| 10/13              | at Bears    | P | 4        | 193       | 48.3         | 0           | 0         | 193        | 48.3         | 0           | 4        | 56        | 0         | L        | 16-35      |
| <b>2024 TOTALS</b> |             |   | <b>6</b> | <b>22</b> | <b>1,124</b> | <b>51.1</b> | <b>12</b> | <b>109</b> | <b>1,015</b> | <b>46.1</b> | <b>0</b> | <b>10</b> | <b>67</b> | <b>0</b> | <b>1-5</b> |

**2023 GAME-BY-GAME REGULAR-SEASON STATISTICS (JAGUARS)**

| DATE               | OPPONENT      |   | NO.       | YDS.      | AVG.         | OPP. RET.   | YDS.      | NET YDS.   | AVG          | TB          | IN20     | LG        | BK        | W/L      | SCORE      |
|--------------------|---------------|---|-----------|-----------|--------------|-------------|-----------|------------|--------------|-------------|----------|-----------|-----------|----------|------------|
| 09/10              | at Colts      | P | 5         | 223       | 44.6         | 2           | 20        | 203        | 40.6         | 0           | 2        | 52        | 0         | W        | 31-21      |
| 09/17              | Chiefs        | P | 5         | 243       | 48.6         | 3           | 8         | 235        | 47.0         | 0           | 4        | 57        | 0         | L        | 9-17       |
| 09/24              | Texans        | P | 2         | 94        | 47.0         | 0           | 0         | 74         | 37.0         | 1           | 1        | 54        | 0         | L        | 17-37      |
| 10/01              | Falcons       | P | 3         | 160       | 53.3         | 0           | 0         | 160        | 53.3         | 0           | 3        | 59        | 0         | W        | 23-7       |
| 10/08              | at Bills      | P | 5         | 247       | 49.4         | 2           | 9         | 218        | 43.6         | 1           | 3        | 60        | 0         | W        | 25-20      |
| 10/15              | Colts         | P | 4         | 203       | 50.8         | 2           | 13        | 190        | 47.5         | 0           | 1        | 62        | 0         | W        | 37-20      |
| 10/19              | at Saints     | P | 5         | 224       | 44.8         | 0           | 0         | 224        | 44.8         | 0           | 4        | 54        | 0         | W        | 31-24      |
| 10/29              | at Steelers   | P | 3         | 131       | 43.7         | 0           | 0         | 111        | 37.0         | 1           | 2        | 54        | 0         | W        | 20-10      |
| 11/12              | 49ers         | P | 5         | 268       | 53.6         | 4           | 30        | 218        | 43.6         | 1           | 0        | 62        | 0         | L        | 3-34       |
| 11/19              | Titans        | P | 2         | 103       | 51.5         | 1           | 15        | 88         | 44.0         | 0           | 1        | 54        | 0         | W        | 34-14      |
| 11/26              | at Texans     | P | 2         | 77        | 38.5         | 0           | 0         | 77         | 38.5         | 0           | 2        | 42        | 0         | W        | 24-21      |
| 12/04              | Bengals       | P | 5         | 203       | 40.6         | 2           | 11        | 192        | 38.4         | 0           | 2        | 43        | 0         | L        | 31-34+     |
| 12/10              | at Browns     | P | 7         | 321       | 45.9         | 2           | 19        | 302        | 43.1         | 0           | 2        | 57        | 0         | L        | 27-31      |
| 12/17              | Ravens        | P | 3         | 148       | 49.3         | 1           | 3         | 145        | 48.3         | 0           | 1        | 60        | 0         | L        | 7-23       |
| 12/24              | at Buccaneers | P | 1         | 65        | 65.0         | 1           | 6         | 59         | 59.0         | 0           | 0        | 65        | 0         | L        | 12-30      |
| 12/31              | Panthers      | P | 3         | 140       | 46.7         | 2           | 9         | 131        | 43.7         | 0           | 1        | 53        | 0         | W        | 26-0       |
| 01/07              | at Titans     | P | 1         | 43        | 43.0         | 0           | 0         | 43         | 43.0         | 0           | 0        | 43        | 0         | L        | 20-28      |
| <b>2023 TOTALS</b> |               |   | <b>17</b> | <b>61</b> | <b>2,893</b> | <b>47.4</b> | <b>22</b> | <b>143</b> | <b>2,670</b> | <b>43.8</b> | <b>4</b> | <b>29</b> | <b>65</b> | <b>0</b> | <b>9-8</b> |



+ - Overtime





# RONALD DARBY | 25

**POSITION:** CORNERBACK  
**HT:** 5-11 | **WT:** 193 | **DOB:** 1-2-1994  
**COLLEGE:** FLORIDA STATE  
**HOMETOWN:** OXON HILL, MD  
**ACQ:** UFA (BAL) - '24  
**EXP:** 10th YEAR

 @realronalddarby  
 @realronalddarby

## KEY TRANSACTIONS

- Originally selected by Buffalo in the second round (50th overall) of the 2015 NFL Draft
- Acquired by Philadelphia from Buffalo on 8/10/17 in exchange for WR Jordan Matthews and a 2018 third-round pick
- Signed a one-year contract with Philadelphia on 3/14/19
- Signed with Washington on 3/31/20
- Signed with Denver on 3/16/21
- Released by Denver on 3/14/23
- Signed with Baltimore on 8/17/23
- Signed by Jacksonville as an unrestricted free agent on 3/14/24

## PRO

- Ranks fourth among active players in passes defended (101) since he entered the league in 2015

### 2024 (Jaguars)

- **10/7 vs. IND:** Started at cornerback and recorded four tackles and one pass defended in his 100th career start
- **9/29 at HOU:** Notched seven tackles (six solo) and one pass defended... Joined CB Darius Slay, CB James Bradberry and CB Stephon Gilmore as the only players with at least 100 passes defended since 2015
- **9/23 at BUF:** Started at cornerback and registered five tackles (four solo), including one tackle for loss
- **9/15 vs. CLE:** Started at cornerback and recorded one tackle, one tackle for loss and one pass defended
- **9/8 at MIA:** Started at cornerback and recorded seven tackles (five solo), one pass defended and one tackle for loss... Eclipsed 400 career total tackles (405)

### 2023 (Ravens)

- Saw action in 16 games (eight starts) during his first season as a Raven, posting 25 tackles, seven passes defended and one tackle for loss, while adding three special teams tackles
- Helped the Ravens' defense become the first unit in NFL history to lead the league in scoring (16.5), sacks (60.0) and takeaways (31)

### 2022 (Broncos)

- **10/6 vs. IND:** Posted 14 tackles (12 solo), three passes defended and his first-career forced fumble during the first five games of the 2022 season before suffering a torn ACL

### 2021 (Broncos)

- Appeared in 11 games (all starts) for the Broncos in 2021, totaling 53 tackles (42 solo), six passes defended and one tackle for loss on a defense that ranked eighth overall (326.1 ypg) and against the pass (214.8 ypg)
- **11/14 vs. PHI:** Tied his season-high eight tackles
- **10/21 at CLE:** Posted a season-high eight tackles

### 2020 (Commanders)

- Started in all 16 regular season games and one playoff contest with Washington
- In regular season action, he collected 55 tackles (43 solo), 16 passes defended, one tackle for loss and his first-career fumble recovery, helping Washington rank second in total defense (304.6 ypg) and passing defense (191.8 ypg)
- His 16 passes defended marked the NFL's fifth-most
- **1/9 vs. T.B.:** Posted five total tackles (two solo) and one pass defended in the Wild Card Playoff, falling to the eventual Super Bowl LV champions

### 2019 (Eagles)

- Started in all 11 games he appeared in for Philadelphia, finishing with 37 tackles (34 solo), 11 passes defended, two interceptions and one tackle for loss
- Contributed to an Eagles defense that ranked 10th overall (331.7 ypg) and fourth on third down (34.1%)

### 2018 (Eagles)



- Led the Eagles defense with 12 passes defended over nine games played (all starts), while also posting 43 tackles (39 solo), one interception and one tackle for loss on a unit that posted the league's best opponent red zone (44.6%) and goal-to-go conversion percentage (53.9%)

### 2017 (Eagles)

- Notched a team-high 18 tackles (16 solo) and six passes defended, while adding one tackle for loss during the Eagles' playoff run that culminated in a Super Bowl LII victory
- Collected a career-best three interceptions, while adding 34 tackles (30 solo) and nine passes defended in eight appearances (seven starts) for the Eagles
- **2/4 vs N.E.:** Notched a team-high 18 tackles (16 solo) and six passes defended, while adding one tackle for loss during an Eagles playoff run that culminated in a Super Bowl LII victory over N.E.
- **1/21 vs. MIN:** Recorded seven tackles (five solo) and three passes defended in the NFC Championship

### 2016 (Bills)

- Posted a career-high 69 tackles (60 solo), while also adding 12 passes defended, one tackle for loss and one quarterback hit in 14 games (all starts) with the Bills
- Contributed to a defense that ranked sixth against the pass (223.9 ypg)
- **11/7 at SEA:** Became the fastest Bills player to reach 30 career passes defended (23 games) after batting down a pass

### 2015 (Bills)

- Pro Football Focus Defensive Rookie of the Year (2015)
- PFWA All-Rookie Team (2015)
- Recorded 68 tackles (61 solo), two interceptions and career-bests in tackles for loss (three) and passes defended (21) for Buffalo in 15 games (all starts)
- His 21 passes defended, which were the league's fifth most overall in 2015, still stand third on single-season rookie charts since becoming an official stat in 1999
- **9/13 vs. IND:** Recorded six total tackles (five solo), two passes defended and one interception in his NFL debut, becoming the first Bills player to record an interception in an NFL debut since S Donte Whitner in 2006

### COLLEGE

- Played three seasons (2012-14) at Florida State, collecting 79 total tackles (57 solo), 16 passes defended, two interceptions, two forced fumbles, one tackle for loss and one fumble recovery over 42 career games (23 starts)
- Made 14 appearances (nine starts) as a key member of the nation's No. 1 pass defense (156.6 ypg) in 2013, allowing just nine completions and zero touchdowns on 27 targets during the Seminoles' National Championship season
- Earned ACC Defensive Rookie of the Year honors in 2012 after tying for the team lead in passes defended with eight
- Majored in social science at Florida State

### PERSONAL

- Attended Potomac (Oxon Hill, Md.) HS, where he played football and ran track
- Was a member of the USA medley relay team that brought home a gold medal from the 2011 World Youth Championships in France

### RONALD DARBY'S NFL REGULAR SEASON DEFENSIVE STATISTICS

| DATE              | TEAM          | GP         | GS         | TACKLES    |            |           |           |           |            | INTERCEPTIONS |          |          |            |           |          | O. FUMB    |          |          |          | ST       |          |          |          | MISC     |          |          |          |          |          |          |   |
|-------------------|---------------|------------|------------|------------|------------|-----------|-----------|-----------|------------|---------------|----------|----------|------------|-----------|----------|------------|----------|----------|----------|----------|----------|----------|----------|----------|----------|----------|----------|----------|----------|----------|---|
|                   |               |            |            | TK         | S          | A         | TFL       | YDS       | SK         | YDS           | QBH      | NO       | YDS        | LG        | TD       | PD         | FF       | FR       | TD       | YDS      | TK       | S        | A        | FF       | FR       | S        | A        |          |          |          |   |
| 2015              | Bills         | 15         | 15         | 68         | 61         | 7         | 3         | 4         | 0.0        | 0.0           | 0        | 2        | 48         | 27        | 0        | 21         | 0        | 0        | 0        | 0        | 0        | 0        | 0        | 0        | 0        | 0        | 0        | 0        | 0        | 0        | 0 |
| 2016              | Bills         | 14         | 14         | 69         | 60         | 9         | 1         | 2         | 0.0        | 0.0           | 1        | 0        | 0          | 0         | 0        | 12         | 0        | 0        | 0        | 0        | 0        | 0        | 0        | 0        | 0        | 0        | 0        | 0        | 0        | 0        | 0 |
| 2017              | Eagles        | 8          | 7          | 34         | 30         | 4         | 0         | 0         | 0.0        | 0.0           | 0        | 3        | 42         | 37        | 0        | 9          | 0        | 0        | 0        | 0        | 0        | 0        | 0        | 0        | 0        | 0        | 0        | 0        | 0        | 0        |   |
| 2018              | Eagles        | 9          | 9          | 43         | 39         | 4         | 1         | 3         | 0.0        | 0.0           | 0        | 1        | 16         | 16        | 0        | 12         | 0        | 0        | 0        | 0        | 0        | 0        | 0        | 0        | 0        | 0        | 0        | 0        | 0        | 0        |   |
| 2019              | Eagles        | 11         | 11         | 37         | 34         | 3         | 1         | 3         | 0.0        | 0.0           | 0        | 2        | 29         | 16        | 0        | 11         | 0        | 0        | 0        | 0        | 0        | 0        | 0        | 0        | 0        | 0        | 0        | 0        | 0        | 0        |   |
| 2020              | Football Team | 16         | 16         | 55         | 43         | 12        | 1         | 2         | 0.0        | 0.0           | 0        | 0        | 0          | 0         | 0        | 16         | 0        | 1        | 0        | 0        | 0        | 0        | 0        | 0        | 0        | 0        | 0        | 0        | 0        | 0        |   |
| 2021              | Broncos       | 11         | 11         | 53         | 42         | 11        | 1         | 2         | 0.0        | 0.0           | 0        | 0        | 0          | 0         | 0        | 6          | 0        | 0        | 0        | 0        | 0        | 0        | 0        | 0        | 0        | 0        | 0        | 0        | 0        | 0        |   |
| 2022              | Broncos       | 5          | 5          | 14         | 12         | 2         | 0         | 0         | 0.0        | 0.0           | 0        | 0        | 0          | 0         | 0        | 3          | 1        | 0        | 0        | 0        | 0        | 0        | 0        | 0        | 0        | 0        | 0        | 0        | 0        | 0        |   |
| 2023              | Ravens        | 16         | 7          | 25         | 22         | 3         | 1         | 0         | 0.0        | 0.0           | 0        | 0        | 0          | 0         | 0        | 7          | 0        | 0        | 0        | 0        | 0        | 3        | 2        | 1        | 0        | 0        | 0        | 0        | 0        | 0        |   |
| 2024              | Jaguars       | 6          | 6          | 32         | 26         | 6         | 3         | 6         | 0.0        | 0.0           | 0        | 0        | 0          | 0         | 0        | 4          | 0        | 0        | 0        | 0        | 0        | 0        | 0        | 0        | 0        | 0        | 0        | 0        | 0        | 0        |   |
| <b>NFL TOTALS</b> |               | <b>111</b> | <b>101</b> | <b>430</b> | <b>369</b> | <b>61</b> | <b>12</b> | <b>22</b> | <b>0.0</b> | <b>0.0</b>    | <b>1</b> | <b>8</b> | <b>135</b> | <b>37</b> | <b>0</b> | <b>101</b> | <b>1</b> | <b>1</b> | <b>0</b> | <b>0</b> | <b>0</b> | <b>3</b> | <b>2</b> | <b>1</b> | <b>0</b> | <b>0</b> | <b>0</b> | <b>0</b> | <b>0</b> | <b>0</b> |   |

### RONALD DARBY'S NFL POSTSEASON DEFENSIVE STATISTICS

| DATE              | TEAM          | GP       | GS       | TACKLES   |           |          |          |          |            | INTERCEPTIONS |          |          |          |          |          | O. FUMB  |          |          |          | ST       |          |          |          | MISC     |          |          |          |          |          |          |   |
|-------------------|---------------|----------|----------|-----------|-----------|----------|----------|----------|------------|---------------|----------|----------|----------|----------|----------|----------|----------|----------|----------|----------|----------|----------|----------|----------|----------|----------|----------|----------|----------|----------|---|
|                   |               |          |          | TK        | S         | A        | TFL      | YDS      | SK         | YDS           | QBH      | NO       | YDS      | LG       | TD       | PD       | FF       | FR       | TD       | YDS      | TK       | S        | A        | FF       | FR       | S        | A        |          |          |          |   |
| 2017              | Eagles        | 3        | 3        | 18        | 16        | 2        | 1        | 3        | 0.0        | 0.0           | 0        | 0        | 0        | 0        | 0        | 6        | 0        | 0        | 0        | 0        | 0        | 0        | 0        | 0        | 0        | 0        | 0        | 0        | 0        | 0        | 0 |
| 2018              | Eagles        | 0        | 0        | 0         | 0         | 0        | 0        | 0        | 0.0        | 0.0           | 0        | 0        | 0        | 0        | 0        | 0        | 0        | 0        | 0        | 0        | 0        | 0        | 0        | 0        | 0        | 0        | 0        | 0        | 0        | 0        | 0 |
| 2019              | Eagles        | 0        | 0        | 0         | 0         | 0        | 0        | 0        | 0.0        | 0.0           | 0        | 0        | 0        | 0        | 0        | 0        | 0        | 0        | 0        | 0        | 0        | 0        | 0        | 0        | 0        | 0        | 0        | 0        | 0        | 0        | 0 |
| 2020              | Football Team | 1        | 1        | 5         | 2         | 3        | 0        | 0        | 0.0        | 0.0           | 0        | 0        | 0        | 0        | 0        | 1        | 0        | 0        | 0        | 0        | 0        | 0        | 0        | 0        | 0        | 0        | 0        | 0        | 0        | 0        | 0 |
| 2023              | Ravens        | 2        | 2        | 7         | 6         | 1        | 0        | 0        | 0.0        | 0.0           | 0        | 0        | 0        | 0        | 0        | 2        | 1        | 0        | 0        | 0        | 0        | 0        | 0        | 0        | 0        | 0        | 0        | 0        | 0        | 0        | 0 |
| <b>NFL TOTALS</b> |               | <b>6</b> | <b>6</b> | <b>30</b> | <b>24</b> | <b>6</b> | <b>1</b> | <b>3</b> | <b>0.0</b> | <b>0.0</b>    | <b>0</b> | <b>0</b> | <b>0</b> | <b>0</b> | <b>0</b> | <b>9</b> | <b>1</b> | <b>0</b> | <b>0</b> | <b>0</b> | <b>0</b> | <b>0</b> | <b>0</b> | <b>0</b> | <b>0</b> | <b>0</b> | <b>0</b> | <b>0</b> | <b>0</b> | <b>0</b> |   |





**SINGLE-GAME HIGHS: DEFENSIVE**

|                          |   |                                  |  |
|--------------------------|---|----------------------------------|--|
| <b>Total Tackles</b>     | 10 vs. Pittsburgh Steelers, Dec 11, 2016<br>10 vs. Miami Dolphins, Nov 08, 2015                 | <b>Tackles For Loss</b>          | 1 at Buffalo Bills, Sep 23, 2024<br>1 vs. Cleveland Browns, Sep 15, 2024<br>...10 more at 1.         |
| <b>Solo Tackles</b>      | 10 vs. Miami Dolphins, Nov 08, 2015<br>8 at Tennessee Titans, Sep 30, 2018<br>...3 more at 8.   | <b>Interceptions</b>             | 1 at Miami Dolphins, Dec 01, 2019<br>1 at Atlanta Falcons, Sep 15, 2019<br>...6 more at 1.           |
| <b>Passes Defensed</b>   | 4 vs. Cincinnati Bengals, Nov 22, 2020<br>4 at New York Giants, Oct 11, 2018<br>...1 more at 4. | <b>Interception Return Yards</b> | 37 at New York Giants, Dec 17, 2017<br>27 vs. Indianapolis Colts, Sep 13, 2015                       |
| <b>Fumble Recoveries</b> | 1 vs. Cincinnati Bengals, Nov 22, 2020  | <b>Special Teams Tackles</b>     | 1 at San Francisco 49ers, Dec 25, 2023<br>1 at Jacksonville Jaguars, Dec 17, 2023<br>...1 more at 1. |

**SINGLE-GAME HIGHS - POSTSEASON: DEFENSIVE**

|                        |  |                         |  |
|------------------------|--|-------------------------|--|
| <b>Total Tackles</b>   | 7 vs. Minnesota Vikings, Jan 21, 2018<br>7 vs. Atlanta Falcons, Jan 13, 2018                   | <b>Forced Fumbles</b>   | 1 vs. Kansas City Chiefs, Jan 28, 2024 |
| <b>Solo Tackles</b>    | 7 vs. Atlanta Falcons, Jan 13, 2018<br>5 vs. Minnesota Vikings, Jan 21, 2018                   | <b>Tackles For Loss</b> | 1 vs. Atlanta Falcons, Jan 13, 2018    |
| <b>Passes Defensed</b> | 3 vs. Minnesota Vikings, Jan 21, 2018<br>2 vs. Houston Texans, Jan 20, 2024<br>...1 more at 2. |                         |  |

**2024 GAME-BY-GAME REGULAR-SEASON STATISTICS (JAGUARS)**

| DATE               | OPPONENT    | P/S        | TACKLES   |           |          |            |            |          |          | INTERCEPTIONS |          |          |          |          | O. FUMB  |          |          |          | ST       |          |          |          | MISC     |          |          |          | W/L        | SCORE |
|--------------------|-------------|------------|-----------|-----------|----------|------------|------------|----------|----------|---------------|----------|----------|----------|----------|----------|----------|----------|----------|----------|----------|----------|----------|----------|----------|----------|----------|------------|-------|
|                    |             |            | TK        | S         | A        | SK         | YDS        | TFL      | YDS      | QBH           | NO       | YDS      | LG       | TD       | PD       | FF       | FR       | TD       | YDS      | TK       | S        | A        | FF       | FR       | S        | A        |            |       |
| 09/08              | at Dolphins | S          | 7         | 5         | 2        | 0.0        | 0.0        | 1        | 3        | 0             | 0        | 0        | 0        | 0        | 1        | 0        | 0        | 0        | 0        | 0        | 0        | 0        | 0        | 0        | 0        | 0        | L          | 17-20 |
| 09/15              | Browns      | S          | 1         | 1         | 0        | 0.0        | 0.0        | 1        | 1        | 0             | 0        | 0        | 0        | 0        | 1        | 0        | 0        | 0        | 0        | 0        | 0        | 0        | 0        | 0        | 0        | L        | 13-18      |       |
| 09/23              | at Bills    | S          | 5         | 4         | 1        | 0.0        | 0.0        | 1        | 2        | 0             | 0        | 0        | 0        | 0        | 0        | 0        | 0        | 0        | 0        | 0        | 0        | 0        | 0        | 0        | 0        | L        | 10-47      |       |
| 09/29              | at Texans   | S          | 7         | 6         | 1        | 0.0        | 0.0        | 0        | 0        | 0             | 0        | 0        | 0        | 0        | 1        | 0        | 0        | 0        | 0        | 0        | 0        | 0        | 0        | 0        | 0        | L        | 20-24      |       |
| 10/06              | Colts       | S          | 4         | 4         | 0        | 0.0        | 0.0        | 0        | 0        | 0             | 0        | 0        | 0        | 0        | 1        | 0        | 0        | 0        | 0        | 0        | 0        | 0        | 0        | 0        | 0        | W        | 37-34      |       |
| 10/13              | at Bears    | S          | 8         | 6         | 2        | 0.0        | 0.0        | 0        | 0        | 0             | 0        | 0        | 0        | 0        | 0        | 0        | 0        | 0        | 0        | 0        | 0        | 0        | 0        | 0        | 0        | L        | 16-35      |       |
| <b>2024 TOTALS</b> |             | <b>6-6</b> | <b>32</b> | <b>26</b> | <b>6</b> | <b>0.0</b> | <b>0.0</b> | <b>3</b> | <b>6</b> | <b>0</b>      | <b>0</b> | <b>0</b> | <b>0</b> | <b>0</b> | <b>4</b> | <b>0</b> | <b>0</b> | <b>0</b> | <b>0</b> | <b>0</b> | <b>0</b> | <b>0</b> | <b>0</b> | <b>0</b> | <b>0</b> | <b>0</b> | <b>1-5</b> |       |

**2023 GAME-BY-GAME REGULAR-SEASON STATISTICS (RAVENS)**

| DATE               | OPPONENT     | P/S         | TACKLES                   |           |          |            |            |          |          | INTERCEPTIONS |          |          |          |          | O. FUMB  |          |          |          | ST       |          |          |          | MISC     |          |          |          | W/L         | SCORE  |  |  |  |  |  |  |  |  |  |  |  |  |  |  |  |   |       |
|--------------------|--------------|-------------|---------------------------|-----------|----------|------------|------------|----------|----------|---------------|----------|----------|----------|----------|----------|----------|----------|----------|----------|----------|----------|----------|----------|----------|----------|----------|-------------|--------|--|--|--|--|--|--|--|--|--|--|--|--|--|--|--|---|-------|
|                    |              |             | TK                        | S         | A        | SK         | YDS        | TFL      | YDS      | QBH           | NO       | YDS      | LG       | TD       | PD       | FF       | FR       | TD       | YDS      | TK       | S        | A        | FF       | FR       | S        | A        |             |        |  |  |  |  |  |  |  |  |  |  |  |  |  |  |  |   |       |
| 09/10              | Texans       | S           | 7                         | 6         | 1        | 0.0        | 0.0        | 1        | 0        | 0             | 0        | 0        | 0        | 0        | 1        | 0        | 0        | 0        | 0        | 0        | 0        | 0        | 0        | 0        | 0        | 0        | W           | 25-9   |  |  |  |  |  |  |  |  |  |  |  |  |  |  |  |   |       |
| 09/17              | at Bengals   | S           | 2                         | 1         | 1        | 0.0        | 0.0        | 0        | 0        | 0             | 0        | 0        | 0        | 0        | 1        | 0        | 0        | 0        | 0        | 0        | 0        | 0        | 0        | 0        | 0        | 0        | W           | 27-24  |  |  |  |  |  |  |  |  |  |  |  |  |  |  |  |   |       |
| 09/24              | Colts        | S           | 2                         | 2         | 0        | 0.0        | 0.0        | 0        | 0        | 0             | 0        | 0        | 0        | 0        | 1        | 0        | 0        | 0        | 0        | 0        | 0        | 0        | 0        | 0        | 0        | L        | 19-22+      |        |  |  |  |  |  |  |  |  |  |  |  |  |  |  |  |   |       |
| 10/01              | at Browns    | S           | 2                         | 2         | 0        | 0.0        | 0.0        | 0        | 0        | 0             | 0        | 0        | 0        | 0        | 1        | 0        | 0        | 0        | 0        | 0        | 0        | 0        | 0        | 0        | 0        | 0        | W           | 28-3   |  |  |  |  |  |  |  |  |  |  |  |  |  |  |  |   |       |
| 10/08              | at Steelers  | P           | 2                         | 2         | 0        | 0.0        | 0.0        | 0        | 0        | 0             | 0        | 0        | 0        | 0        | 0        | 0        | 0        | 0        | 0        | 0        | 0        | 0        | 0        | 0        | 0        | 0        | L           | 10-17  |  |  |  |  |  |  |  |  |  |  |  |  |  |  |  |   |       |
| 10/15              | at Titans    | P           | 0                         | 0         | 0        | 0.0        | 0.0        | 0        | 0        | 0             | 0        | 0        | 0        | 0        | 0        | 0        | 0        | 0        | 0        | 0        | 0        | 0        | 0        | 0        | 0        | 0        | W           | 24-16  |  |  |  |  |  |  |  |  |  |  |  |  |  |  |  |   |       |
| 10/22              | Lions        | P           | 0                         | 0         | 0        | 0.0        | 0.0        | 0        | 0        | 0             | 0        | 0        | 0        | 0        | 0        | 0        | 0        | 0        | 0        | 0        | 0        | 0        | 0        | 0        | 0        | 0        | W           | 38-6   |  |  |  |  |  |  |  |  |  |  |  |  |  |  |  |   |       |
| 10/29              | at Cardinals | P           | 0                         | 0         | 0        | 0.0        | 0.0        | 0        | 0        | 0             | 0        | 0        | 0        | 0        | 0        | 0        | 0        | 0        | 0        | 0        | 0        | 0        | 0        | 0        | 0        | 0        | W           | 31-24  |  |  |  |  |  |  |  |  |  |  |  |  |  |  |  |   |       |
| 11/05              | Seahawks     | P           | 0                         | 0         | 0        | 0.0        | 0.0        | 0        | 0        | 0             | 0        | 0        | 0        | 0        | 0        | 0        | 0        | 0        | 0        | 0        | 0        | 0        | 0        | 0        | 0        | 0        | W           | 37-3   |  |  |  |  |  |  |  |  |  |  |  |  |  |  |  |   |       |
| 11/12              | Browns       | P           | 0                         | 0         | 0        | 0.0        | 0.0        | 0        | 0        | 0             | 0        | 0        | 0        | 0        | 0        | 0        | 0        | 0        | 0        | 0        | 0        | 0        | 0        | 0        | 0        | 0        | L           | 31-33  |  |  |  |  |  |  |  |  |  |  |  |  |  |  |  |   |       |
| 11/16              | Bengals      | S           | 0                         | 0         | 0        | 0.0        | 0.0        | 0        | 0        | 0             | 0        | 0        | 0        | 0        | 3        | 0        | 0        | 0        | 0        | 0        | 0        | 0        | 0        | 0        | 0        | 0        | W           | 34-20  |  |  |  |  |  |  |  |  |  |  |  |  |  |  |  |   |       |
| 11/26              | at Chargers  | S           | 2                         | 2         | 0        | 0.0        | 0.0        | 0        | 0        | 0             | 0        | 0        | 0        | 0        | 0        | 0        | 0        | 0        | 0        | 0        | 0        | 0        | 0        | 0        | 0        | 0        | W           | 20-10  |  |  |  |  |  |  |  |  |  |  |  |  |  |  |  |   |       |
| 12/10              | Rams         | P           | 0                         | 0         | 0        | 0.0        | 0.0        | 0        | 0        | 0             | 0        | 0        | 0        | 0        | 0        | 0        | 0        | 0        | 0        | 0        | 0        | 0        | 0        | 0        | 0        | 0        | W           | 37-31+ |  |  |  |  |  |  |  |  |  |  |  |  |  |  |  |   |       |
| 12/17              | at Jaguars   | P           | 0                         | 0         | 0        | 0.0        | 0.0        | 0        | 0        | 0             | 0        | 0        | 0        | 0        | 0        | 0        | 0        | 0        | 0        | 0        | 0        | 0        | 0        | 0        | 0        | 0        | W           | 23-7   |  |  |  |  |  |  |  |  |  |  |  |  |  |  |  |   |       |
| 12/25              | at 49ers     | P           | 3                         | 2         | 1        | 0.0        | 0.0        | 0        | 0        | 0             | 0        | 0        | 0        | 0        | 0        | 0        | 0        | 0        | 0        | 0        | 0        | 0        | 0        | 0        | 0        | 0        | W           | 33-19  |  |  |  |  |  |  |  |  |  |  |  |  |  |  |  |   |       |
| 12/31              | Dolphins     | S           | 5                         | 5         | 0        | 0.0        | 0.0        | 0        | 0        | 0             | 0        | 0        | 0        | 0        | 0        | 0        | 0        | 0        | 0        | 0        | 0        | 0        | 0        | 0        | 0        | 0        | W           | 56-19  |  |  |  |  |  |  |  |  |  |  |  |  |  |  |  |   |       |
| 01/06              | Steelers     |             | DID NOT PLAY (NON-INJURY) |           |          |            |            |          |          |               |          |          |          |          |          |          |          |          |          |          |          |          |          |          |          |          |             |        |  |  |  |  |  |  |  |  |  |  |  |  |  |  |  | L | 10-17 |
| <b>2023 TOTALS</b> |              | <b>16-7</b> | <b>25</b>                 | <b>22</b> | <b>3</b> | <b>0.0</b> | <b>0.0</b> | <b>1</b> | <b>0</b> | <b>0</b>      | <b>0</b> | <b>0</b> | <b>0</b> | <b>0</b> | <b>7</b> | <b>0</b> | <b>0</b> | <b>0</b> | <b>0</b> | <b>0</b> | <b>0</b> | <b>0</b> | <b>0</b> | <b>0</b> | <b>0</b> | <b>0</b> | <b>13-4</b> |        |  |  |  |  |  |  |  |  |  |  |  |  |  |  |  |   |       |

+ - Overtime

**2023 GAME-BY-GAME POSTSEASON STATISTICS (RAVENS)**

| DATE               | OPPONENT | P/S        | TACKLES  |          |          |            |            |          |          | INTERCEPTIONS |          |          |          |          | O. FUMB  |          |          |          | ST       |          |          |          | MISC     |          |          |          | W/L        | SCORE |
|--------------------|----------|------------|----------|----------|----------|------------|------------|----------|----------|---------------|----------|----------|----------|----------|----------|----------|----------|----------|----------|----------|----------|----------|----------|----------|----------|----------|------------|-------|
|                    |          |            | TK       | S        | A        | SK         | YDS        | TFL      | YDS      | QBH           | NO       | YDS      | LG       | TD       | PD       | FF       | FR       | TD       | YDS      | TK       | S        | A        | FF       | FR       | S        | A        |            |       |
| 01/20              | Texans   | S          | 3        | 3        | 0        | 0.0        | 0.0        | 0        | 0        | 0             | 0        | 0        | 0        | 0        | 2        | 0        | 0        | 0        | 0        | 0        | 0        | 0        | 0        | 0        | 0        | 0        | W          | 34-10 |
| 01/28              | Chiefs   | S          | 4        | 3        | 1        | 0.0        | 0.0        | 0        | 0        | 0             | 0        | 0        | 0        | 0        | 0        | 1        | 0        | 0        | 0        | 0        | 0        | 0        | 0        | 0        | 0        | 0        | L          | 10-17 |
| <b>2023 TOTALS</b> |          | <b>2-2</b> | <b>7</b> | <b>6</b> | <b>1</b> | <b>0.0</b> | <b>0.0</b> | <b>0</b> | <b>0</b> | <b>0</b>      | <b>0</b> | <b>0</b> | <b>0</b> | <b>2</b> | <b>1</b> | <b>0</b> | <b>0</b> | <b>0</b> | <b>0</b> | <b>0</b> | <b>0</b> | <b>0</b> | <b>0</b> | <b>0</b> | <b>0</b> | <b>0</b> | <b>1-1</b> |       |





## GABE DAVIS | O

**POSITION:** WIDE RECEIVER  
**HT:** 6-2 | **WT:** 225 | **DOB:** 3-1-1999  
**COLLEGE:** CENTRAL FLORIDA  
**HOMETOWN:** SANFORD, FL  
**ACQ:** UFA (BUF) - '24  
**EXP:** 5th YEAR

 @gabedavis0  
 @gabedavis

### KEY TRANSACTIONS

- Originally drafted by Buffalo in the fourth round (128th overall) of the 2020 draft
- Signed by Jacksonville as an unrestricted free agent on 3/14/24

### PRO

- Since entering the NFL in 2020, 75.4 percent of his catches have resulted in a first down or a touchdown... That mark is the second in the NFL among players with at least 100 receptions during that time... Since 2020, Davis's 16.6 yards per reception ranks second in the NFL (min. 100 receptions)

#### 2024 (Jaguars)

- **10/6 vs. IND:** Started at wide receiver and caught three passes for 38 yards
- **9/29 at HOU:** Started at wide receiver and caught one pass
- **9/23 at BUF:** Started at wide receiver and totaled two receptions for 18 yards
- **9/15 vs. CLE:** Started at wide receiver and caught three receptions for 43 yards
- **9/8 at MIA:** Started at wide receiver and caught three receptions for 63 yards (20.7 average)

#### 2023 (Bills)

- Started all 17 games of the regular season
- **12/23 at LAC:** Recorded four passes for 130 yards and one touchdown, the second-highest total of his career
- **11/26 at PHI:** Posted his second 100-yard receiving game of the season after recording six receptions for 105 yards and one touchdown
- **10/26 vs. TB:** Caught a career-high nine receptions for 87 yards and a touchdown
- **10/8 vs. JAX:** Caught six passes for 100 yards and one touchdown, posting his fourth overall 100+ yard receiving game

#### 2022 (Bills)

- Started in all 15 regular season games he appeared in and two postseason games
- Scored seven touchdowns in the regular season, including two against Pittsburgh in Week 5
- Recorded 50+ receiving yards in six regular season games
- **1/15 vs. MIA:** Posted 113 receiving yards and a touchdown on six receptions in Wild Card matchup
- **11/13 vs. MIN:** Posted six receptions for 93 yards and a touchdown in an overtime win
- **10/9 vs. PIT:** Recorded a career-high 171 receiving yards on three receptions, including a 98-yard touchdown reception

#### 2021 (Bills)

- Appeared in 16 games and started four games in the regular season
- **1/23 at KC:** Recorded eight receptions for 201 yards and four touchdowns including a 75-yard touchdown reception... Set the league record for most receiving touchdowns in a single game in NFL postseason history
- **12/19 vs. CAR:** Posted 85 yards and two touchdowns on five receptions, marking his first time recording multiple touchdowns in a single game
- **11/14 at NYJ:** Recorded three receptions for 105 yards

#### 2020 (Bills)

- Started in 11 games out of 16 games played in his rookie season
- **1/9 vs. IND:** Recorded four receptions for 85 yards in Wild Card win
- **1/3 vs. MIA:** Posted two receptions for 107 yards including a 56-yard touchdown reception
- **9/27 vs. LAR:** Caught all four receptions he was targeted for 81 yards and 21 yards after catch
- **9/20 at MIA:** Recorded one reception for six yards and a touchdown, marking his first career touchdown

### COLLEGE

- Attended the University of Central Florida and totaled 23 career receiving touchdowns, a mark that ranks second in school history
- With 2,447 career receiving yards, he ranks seventh all-time at UCF
- His 152 career receptions are the 10th most in UCF history
- Had eight games of 100 or more receiving yards, tied for the ninth most in program history

### PERSONAL



- Welcomed a daughter in spring 2024
- Has two siblings, one of which is a tight end at UCF
- Son of Alana Davis
- Enjoys fishing and playing video games when not playing football

### GABE DAVIS' NFL REGULAR SEASON RUSHING/RECEIVING STATISTICS

| DATE              | TEAM    | RECEIVING |           |            |              |             |            |           | RUSHING  |           |             |          |          |
|-------------------|---------|-----------|-----------|------------|--------------|-------------|------------|-----------|----------|-----------|-------------|----------|----------|
|                   |         | GP        | GS        | NO.        | YDS.         | AVG.        | LG         | TD        | NO.      | YDS.      | AVG.        | LG       | TD       |
| 2020              | Bills   | 16        | 11        | 35         | 599          | 17.1        | 56t        | 7         | 1        | 0         | 0.0         | 0        | 0        |
| 2021              | Bills   | 16        | 4         | 35         | 549          | 15.7        | 49         | 6         | 0        | 0         | 0.0         | 0        | 0        |
| 2022              | Bills   | 15        | 15        | 48         | 836          | 17.4        | 98t        | 7         | 0        | 0         | 0.0         | 0        | 0        |
| 2023              | Bills   | 17        | 17        | 45         | 746          | 16.6        | 57t        | 7         | 1        | -2        | -2.0        | -2       | 0        |
| 2024              | Jaguars | 6         | 6         | 17         | 204          | 12.0        | 22         | 2         | 0        | 0         | 0.0         | 0        | 0        |
| <b>NFL TOTALS</b> |         | <b>70</b> | <b>53</b> | <b>180</b> | <b>2,934</b> | <b>16.3</b> | <b>98T</b> | <b>29</b> | <b>2</b> | <b>-2</b> | <b>-1.0</b> | <b>0</b> | <b>0</b> |

### GABE DAVIS' NFL POSTSEASON RUSHING/RECEIVING STATISTICS

| DATE              | TEAM  | RECEIVING |          |           |            |             |            |          | RUSHING  |          |            |          |          |
|-------------------|-------|-----------|----------|-----------|------------|-------------|------------|----------|----------|----------|------------|----------|----------|
|                   |       | GP        | GS       | NO.       | YDS.       | AVG.        | LG         | TD       | NO.      | YDS.     | AVG.       | LG       | TD       |
| 2020              | Bills | 3         | 2        | 4         | 85         | 21.3        | 37         | 0        | 0        | 0        | 0.0        | 0        | 0        |
| 2021              | Bills | 2         | 0        | 10        | 242        | 24.2        | 75t        | 5        | 0        | 0        | 0.0        | 0        | 0        |
| 2022              | Bills | 2         | 2        | 8         | 147        | 18.4        | 33         | 1        | 0        | 0        | 0.0        | 0        | 0        |
| 2023              | Bills | 0         | 0        | 0         | 0          | 0.0         | 0          | 0        | 0        | 0        | 0.0        | 0        | 0        |
| <b>NFL TOTALS</b> |       | <b>7</b>  | <b>4</b> | <b>22</b> | <b>474</b> | <b>21.5</b> | <b>75T</b> | <b>6</b> | <b>0</b> | <b>0</b> | <b>0.0</b> | <b>0</b> | <b>0</b> |

### SINGLE-GAME HIGHS: RUSHING/RECEIVING

|                           |   |                              |  |
|---------------------------|---|------------------------------|--|
| <b>Rush Attempts</b>      | 1 at Washington Commanders, Sep 24, 2023<br>1 at Miami Dolphins, Sep 20, 2020                         | <b>Receiving TDs</b>         | 2 at Chicago Bears, Oct 13, 2024<br>2 vs. Pittsburgh Steelers, Oct 09, 2022<br>...1 more at 2. |
| <b>Receptions</b>         | 9 vs. Tampa Bay Buccaneers, Oct 26, 2023<br>6 at Philadelphia Eagles, Nov 26, 2023<br>...3 more at 6. | <b>All-Purpose Yards</b>     | 171 vs. Pittsburgh Steelers, Oct 09, 2022<br>130 at Los Angeles Chargers, Dec 23, 2023         |
| <b>Receiving Yards</b>    | 171 vs. Pittsburgh Steelers, Oct 09, 2022<br>130 at Los Angeles Chargers, Dec 23, 2023                | <b>Most TDs</b>              | 2 at Chicago Bears, Oct 13, 2024<br>2 vs. Pittsburgh Steelers, Oct 09, 2022<br>...1 more at 2. |
| <b>Receiving Average</b>  | 57.0 vs. Pittsburgh Steelers, Oct 09, 2022<br>35.0 at New York Jets, Nov 14, 2021                     | <b>Miscellaneous Tackles</b> | 1 at Miami Dolphins, Jan 07, 2024<br>1 vs. Denver Broncos, Nov 13, 2023<br>...9 more at 1.     |
| <b>Longest Receptions</b> | 98t vs. Pittsburgh Steelers, Oct 09, 2022<br>62t vs. Pittsburgh Steelers, Oct 09, 2022                |                              |  |

### SINGLE-GAME HIGHS - POSTSEASON: RECEIVING

|                           |   |                          |  |
|---------------------------|---|--------------------------|--|
| <b>Receptions</b>         | 8 at Kansas City Chiefs, Jan 23, 2022<br>6 vs. Miami Dolphins, Jan 15, 2023           | <b>Receiving TDs</b>     | 4 at Kansas City Chiefs, Jan 23, 2022<br>1 vs. Miami Dolphins, Jan 15, 2023<br>...1 more at 1. |
| <b>Receiving Yards</b>    | 201 at Kansas City Chiefs, Jan 23, 2022<br>113 vs. Miami Dolphins, Jan 15, 2023       | <b>All-Purpose Yards</b> | 201 at Kansas City Chiefs, Jan 23, 2022<br>113 vs. Miami Dolphins, Jan 15, 2023                |
| <b>Receiving Average</b>  | 25.1 at Kansas City Chiefs, Jan 23, 2022<br>21.3 vs. Indianapolis Colts, Jan 09, 2021 | <b>Most TDs</b>          | 4 at Kansas City Chiefs, Jan 23, 2022<br>1 vs. Miami Dolphins, Jan 15, 2023<br>...1 more at 1. |
| <b>Longest Receptions</b> | 75t at Kansas City Chiefs, Jan 23, 2022<br>37 vs. Indianapolis Colts, Jan 09, 2021    |                          |  |

### 100-YARD RECEIVING GAMES (6): REGULAR SEASON

| DATE     | TEAM        | NO. | YDS. | AVG. | LG  | TD |
|----------|-------------|-----|------|------|-----|----|
| 01/03/21 | DOLPHINS    | 2   | 107  | 53.5 | 56t | 1  |
| 11/14/21 | at Jets     | 3   | 105  | 35.0 | 49  | 0  |
| 10/09/22 | STEELERS    | 3   | 171  | 57.0 | 98t | 2  |
| 10/08/23 | JAGUARS     | 6   | 100  | 16.7 | 29  | 1  |
| 11/26/23 | at Eagles   | 6   | 105  | 17.5 | 25  | 1  |
| 12/23/23 | at Chargers | 4   | 130  | 32.5 | 57t | 1  |

### 100-YARD RECEIVING GAMES (2): POSTSEASON

| DATE     | TEAM      | NO. | YDS. | AVG. | LG  | TD |
|----------|-----------|-----|------|------|-----|----|
| 01/23/22 | at Chiefs | 8   | 201  | 25.1 | 75t | 4  |
| 01/15/23 | DOLPHINS  | 6   | 113  | 18.8 | 33  | 1  |



**2024 GAME-BY-GAME REGULAR-SEASON STATISTICS (JAGUARS)**

| DATE               | OPPONENT    | P/S        | RECEIVING |            |             |           |          | RUSHING  |          |            |          |          | W/L      | SCORE      |
|--------------------|-------------|------------|-----------|------------|-------------|-----------|----------|----------|----------|------------|----------|----------|----------|------------|
|                    |             |            | NO.       | YDS.       | AVG.        | LG        | TD       | NO.      | YDS.     | AVG.       | LG       | TD       |          |            |
| 09/08              | at Dolphins | S          | 3         | 62         | 20.7        | 22        | 0        | 0        | 0        | 0.0        | 0        | 0        | L        | 17-20      |
| 09/15              | Browns      | S          | 3         | 43         | 14.3        | 22        | 0        | 0        | 0        | 0.0        | 0        | 0        | L        | 13-18      |
| 09/23              | at Bills    | S          | 2         | 18         | 9.0         | 13        | 0        | 0        | 0        | 0.0        | 0        | 0        | L        | 10-47      |
| 09/29              | at Texans   | S          | 1         | -2         | -2.0        | 5         | 0        | 0        | 0        | 0.0        | 0        | 0        | L        | 20-24      |
| 10/06              | Colts       | S          | 3         | 38         | 12.7        | 21        | 0        | 0        | 0        | 0.0        | 0        | 0        | W        | 37-34      |
| 10/13              | at Bears    | S          | 5         | 45         | 9.0         | 21t       | 2        | 0        | 0        | 0.0        | 0        | 0        | L        | 16-35      |
| <b>2024 TOTALS</b> |             | <b>6-6</b> | <b>17</b> | <b>204</b> | <b>12.0</b> | <b>22</b> | <b>2</b> | <b>0</b> | <b>0</b> | <b>0.0</b> | <b>0</b> | <b>0</b> | <b>0</b> | <b>1-5</b> |

**2023 GAME-BY-GAME REGULAR-SEASON STATISTICS (BILLS)**

| DATE               | OPPONENT      | P/S          | RECEIVING |            |             |            |          | RUSHING  |           |             |           |          | W/L         | SCORE  |
|--------------------|---------------|--------------|-----------|------------|-------------|------------|----------|----------|-----------|-------------|-----------|----------|-------------|--------|
|                    |               |              | NO.       | YDS.       | AVG.        | LG         | TD       | NO.      | YDS.      | AVG.        | LG        | TD       |             |        |
| 09/11              | at Jets       | S            | 2         | 32         | 16.0        | 26         | 0        | 0        | 0         | 0.0         | 0         | 0        | L           | 16-22+ |
| 09/17              | Raiders       | S            | 6         | 92         | 15.3        | 40         | 1        | 0        | 0         | 0.0         | 0         | 0        | W           | 38-10  |
| 09/24              | at Commanders | S            | 1         | 35         | 35.0        | 35t        | 1        | 1        | -2        | -2.0        | -2        | 0        | W           | 37-3   |
| 10/01              | Dolphins      | S            | 3         | 61         | 20.3        | 34         | 1        | 0        | 0         | 0.0         | 0         | 0        | W           | 48-20  |
| 10/08              | Jaguars       | S            | 6         | 100        | 16.7        | 29         | 1        | 0        | 0         | 0.0         | 0         | 0        | L           | 20-25  |
| 10/15              | Giants        | S            | 3         | 21         | 7.0         | 9          | 0        | 0        | 0         | 0.0         | 0         | 0        | W           | 14-9   |
| 10/22              | at Patriots   | S            | 1         | 6          | 6.0         | 6          | 0        | 0        | 0         | 0.0         | 0         | 0        | L           | 25-29  |
| 10/26              | Buccaneers    | S            | 9         | 87         | 9.7         | 16         | 1        | 0        | 0         | 0.0         | 0         | 0        | W           | 24-18  |
| 11/05              | at Bengals    | S            | 0         | 0          | 0.0         | 0          | 0        | 0        | 0         | 0.0         | 0         | 0        | L           | 18-24  |
| 11/13              | Broncos       | S            | 2         | 56         | 28.0        | 38         | 0        | 0        | 0         | 0.0         | 0         | 0        | L           | 22-24  |
| 11/19              | Jets          | S            | 0         | 0          | 0.0         | 0          | 0        | 0        | 0         | 0.0         | 0         | 0        | W           | 32-6   |
| 11/26              | at Eagles     | S            | 6         | 105        | 17.5        | 25         | 1        | 0        | 0         | 0.0         | 0         | 0        | L           | 34-37+ |
| 12/10              | at Chiefs     | S            | 0         | 0          | 0.0         | 0          | 0        | 0        | 0         | 0.0         | 0         | 0        | W           | 20-17  |
| 12/17              | Cowboys       | S            | 0         | 0          | 0.0         | 0          | 0        | 0        | 0         | 0.0         | 0         | 0        | W           | 31-10  |
| 12/23              | at Chargers   | S            | 4         | 130        | 32.5        | 57t        | 1        | 0        | 0         | 0.0         | 0         | 0        | W           | 24-22  |
| 12/31              | Patriots      | S            | 2         | 21         | 10.5        | 15         | 0        | 0        | 0         | 0.0         | 0         | 0        | W           | 27-21  |
| 01/07              | at Dolphins   | S            | 0         | 0          | 0.0         | 0          | 0        | 0        | 0         | 0.0         | 0         | 0        | W           | 21-14  |
| <b>2023 TOTALS</b> |               | <b>17-17</b> | <b>45</b> | <b>746</b> | <b>16.6</b> | <b>57T</b> | <b>7</b> | <b>1</b> | <b>-2</b> | <b>-2.0</b> | <b>-2</b> | <b>0</b> | <b>11-6</b> |        |

+ - Overtime

**2023 GAME-BY-GAME POSTSEASON STATISTICS (BILLS)**

| DATE               | OPPONENT | P/S        | RECEIVING |          |            |          |          | RUSHING  |          |            |          |          | W/L      | SCORE      |
|--------------------|----------|------------|-----------|----------|------------|----------|----------|----------|----------|------------|----------|----------|----------|------------|
|                    |          |            | NO.       | YDS.     | AVG.       | LG       | TD       | NO.      | YDS.     | AVG.       | LG       | TD       |          |            |
| 01/15              | Steelers |            |           |          |            |          |          |          |          |            |          |          | W        | 31-17      |
| 01/21              | Chiefs   |            |           |          |            |          |          |          |          |            |          |          | L        | 24-27      |
| <b>2023 TOTALS</b> |          | <b>0-0</b> | <b>0</b>  | <b>0</b> | <b>0.0</b> | <b>0</b> | <b>0</b> | <b>0</b> | <b>0</b> | <b>0.0</b> | <b>0</b> | <b>0</b> | <b>0</b> | <b>1-1</b> |





# JOSIAH DEGUARA | 81

**POSITION:** TIGHT END  
**HT:** 6-2 | **WT:** 238 | **DOB:** 2-14-1997  
**COLLEGE:** CINCINNATI  
**HOMETOWN:** FOLSOM, CALIF.  
**ACQ:** UFA (GB) -'24  
**EXP:** 5th YEAR

 @JosiahD5  
 @josiahdeguara

## KEY TRANSACTIONS

- Originally drafted by Green Bay in the third round (94th overall) in the 2020 NFL Draft
- Signed with Jacksonville as an unrestricted free agent on 3/26/24
- Signed to Jacksonville's practice squad on 8/28/24

## PRO

### 2024 (Jaguars)

- **10/6 vs. IND:** Saw action at tight end and recorded one reception for two yards
- **9/29 at HOU:** Saw action at tight end and on special teams
- **9/23 at BUF:** Saw action at tight end and recorded one reception for eight yards

### 2023 (Packers)

- Appeared in 15 games with four starts and posted eight receptions for 65 yards (8.1 avg.) and four tackles on special teams
- Appeared in both postseason games and recorded a tackle on special teams
- **1/20 at S.F.:** Saw action at tight end and recorded one tackle on special teams in NFC Divisional round
- **10/9 at L.V.:** Recorded a 19-yard reception and saw action on special teams
- **9/28 vs. DET:** Played 36 snaps and posted a season-high four catches for 34 yards

### 2022 (Packers)

- Played in all 17 games with three starts and had 13 catches for 114 yards (8.8 avg.)
- **11/6 at DET:** Recorded a career-high five catches for 41 yards including one 25-yard reception
- **10/9 vs. NYG:** Posted two receptions for 19 yards and was credited with his first-career safety
- **9/11 at MIN:** Recorded two receptions for 28 yards, both of which picked up first downs

### 2021 (Packers)

- Appeared in 16 games with two starts and recorded a season-high 25 receptions for a career-best 245 yards and two touchdowns
- **1/22 vs. S.F.:** Recorded one tackle on special teams in NFC Divisional round
- **1/9 at DET:** Posted three receptions for a career-best 66 yards including a career-long 62-yard touchdown reception... His 62-yard touchdown is tied for the second-longest reception by a tight end in Packers history
- **12/12 vs. CHI:** Recorded three receptions for 44 yards
- **11/21 at MIN:** Posted two receptions for 37 yards including a 25-yard touchdown, marking his first career touchdown reception

### 2020 (Packers)

- Played in two games with one start and had one catch for 12 yards before suffering a season-ending knee injury
- **9/13 at MIN:** Posted his first career catch and became just the second rookie tight end to start for the Packers in Week 1 since the 1970 AFL-NFL merger

## COLLEGE

- Appeared in 46 games with 27 starts during his four seasons (2015-19) at the University of Cincinnati
- Posted 1,117 career receiving yards, joining Brent Celek (1,135 yards) as the only tight ends in school history to post 1,000-plus receiving yards
- Registered 92 career receptions, the most in school history by a tight end, and 12 touchdown catches
- Earned first-team All-American Athletic Conference honors in 2019
- His 504 receiving yards in 2019 were the second most in a season by a tight end in school history behind only Travis Kelce (722 in 2012)
- Earned his bachelor's degree and master's degree in sports administration
- Became the highest-drafted player from the University of Cincinnati since Kelce in 2013 (No. 61 overall)

## PERSONAL

- Born in Santa Rosa, California
- Married to wife, Ashton
- Attended Folsom High School, he helped the team post a 30-1 record over his final two seasons, including a CIF Division I state title and a 16-0 season as a senior in 2014
- Was a co-captain and starter for his high school basketball team that advanced to the Division II state championship in 2013-14



- Visited hospitals and a Boys & Girls Club while he was in college

### JOSIAH DEGUARA'S NFL REGULAR SEASON RUSHING/RECEIVING STATISTICS

| DATE              | TEAM    | RECEIVING |           |           |            |            |            |          | RUSHING  |          |            |          |          |
|-------------------|---------|-----------|-----------|-----------|------------|------------|------------|----------|----------|----------|------------|----------|----------|
|                   |         | GP        | GS        | NO.       | YDS.       | AVG.       | LG         | TD       | NO.      | YDS.     | AVG.       | LG       | TD       |
| 2020              | Packers | 2         | 1         | 1         | 12         | 12.0       | 12         | 0        | 0        | 0        | 0.0        | 0        | 0        |
| 2021              | Packers | 16        | 2         | 25        | 245        | 9.8        | 62t        | 2        | 0        | 0        | 0.0        | 0        | 0        |
| 2022              | Packers | 17        | 3         | 13        | 114        | 8.8        | 25         | 0        | 0        | 0        | 0.0        | 0        | 0        |
| 2023              | Packers | 15        | 4         | 8         | 65         | 8.1        | 19         | 0        | 0        | 0        | 0.0        | 0        | 0        |
| 2024              | Jaguars | 4         | 0         | 2         | 10         | 5.0        | 8          | 0        | 0        | 0        | 0.0        | 0        | 0        |
| <b>NFL TOTALS</b> |         | <b>54</b> | <b>10</b> | <b>49</b> | <b>446</b> | <b>9.1</b> | <b>62T</b> | <b>2</b> | <b>0</b> | <b>0</b> | <b>0.0</b> | <b>0</b> | <b>0</b> |

### JOSIAH DEGUARA'S NFL POSTSEASON RUSHING/RECEIVING STATISTICS

| DATE              | TEAM    | RECEIVING |          |          |          |            |          |          | RUSHING  |          |            |          |          |
|-------------------|---------|-----------|----------|----------|----------|------------|----------|----------|----------|----------|------------|----------|----------|
|                   |         | GP        | GS       | NO.      | YDS.     | AVG.       | LG       | TD       | NO.      | YDS.     | AVG.       | LG       | TD       |
| 2020              | Packers | 0         | 0        | 0        | 0        | 0.0        | 0        | 0        | 0        | 0        | 0.0        | 0        | 0        |
| 2021              | Packers | 1         | 0        | 0        | 0        | 0.0        | 0        | 0        | 0        | 0        | 0.0        | 0        | 0        |
| 2023              | Packers | 2         | 0        | 0        | 0        | 0.0        | 0        | 0        | 0        | 0        | 0.0        | 0        | 0        |
| <b>NFL TOTALS</b> |         | <b>3</b>  | <b>0</b> | <b>0</b> | <b>0</b> | <b>0.0</b> | <b>0</b> | <b>0</b> | <b>0</b> | <b>0</b> | <b>0.0</b> | <b>0</b> | <b>0</b> |

### JOSIAH DEGUARA'S NFL REGULAR SEASON RETURN STATISTICS

| DATE              | TEAM    | KICKOFF RETURNS |          |            |          |          | PUNT RETURNS |          |          |            |          |          |
|-------------------|---------|-----------------|----------|------------|----------|----------|--------------|----------|----------|------------|----------|----------|
|                   |         | RET.            | YDS.     | AVG.       | LG       | TD       | NO.          | FC       | YDS.     | AVG.       | LG       | TD       |
| 2020              | Packers | 0               | 0        | 0.0        | 0        | 0        | 0            | 0        | 0        | 0.0        | 0        | 0        |
| 2021              | Packers | 0               | 0        | 0.0        | 0        | 0        | 0            | 0        | 0        | 0.0        | 0        | 0        |
| 2022              | Packers | 1               | 0        | 0.0        | 0        | 0        | 0            | 0        | 0        | 0.0        | 0        | 0        |
| 2023              | Packers | 0               | 0        | 0.0        | 0        | 0        | 0            | 0        | 0        | 0.0        | 0        | 0        |
| 2024              | Jaguars | 0               | 0        | 0.0        | 0        | 0        | 0            | 0        | 0        | 0.0        | 0        | 0        |
| <b>NFL TOTALS</b> |         | <b>1</b>        | <b>0</b> | <b>0.0</b> | <b>0</b> | <b>0</b> | <b>0</b>     | <b>0</b> | <b>0</b> | <b>0.0</b> | <b>0</b> | <b>0</b> |

### JOSIAH DEGUARA'S NFL POSTSEASON RETURN STATISTICS

| DATE              | TEAM    | KICKOFF RETURNS |          |            |          |          | PUNT RETURNS |          |          |            |          |          |
|-------------------|---------|-----------------|----------|------------|----------|----------|--------------|----------|----------|------------|----------|----------|
|                   |         | RET.            | YDS.     | AVG.       | LG       | TD       | NO.          | FC       | YDS.     | AVG.       | LG       | TD       |
| 2020              | Packers | 0               | 0        | 0.0        | 0        | 0        | 0            | 0        | 0        | 0.0        | 0        | 0        |
| 2021              | Packers | 0               | 0        | 0.0        | 0        | 0        | 0            | 0        | 0        | 0.0        | 0        | 0        |
| 2023              | Packers | 0               | 0        | 0.0        | 0        | 0        | 0            | 0        | 0        | 0.0        | 0        | 0        |
| <b>NFL TOTALS</b> |         | <b>0</b>        | <b>0</b> | <b>0.0</b> | <b>0</b> | <b>0</b> | <b>0</b>     | <b>0</b> | <b>0</b> | <b>0.0</b> | <b>0</b> | <b>0</b> |

### SINGLE-GAME HIGHS: RUSHING/RECEIVING

|                           |   |                              |   |
|---------------------------|---|------------------------------|---|
| <b>Receptions</b>         | 5 at Detroit Lions, Nov 06, 2022<br>4 vs. Detroit Lions, Sep 28, 2023                       | <b>All-Purpose Yards</b>     | 66 at Detroit Lions, Jan 09, 2022<br>44 vs. Chicago Bears, Dec 12, 2021                       |
| <b>Receiving Yards</b>    | 66 at Detroit Lions, Jan 09, 2022<br>44 vs. Chicago Bears, Dec 12, 2021                     | <b>Kickoff Returns</b>       | 1 at Miami Dolphins, Dec 25, 2022   |
| <b>Receiving Average</b>  | 22.0 at Detroit Lions, Jan 09, 2022<br>14.7 vs. Chicago Bears, Dec 12, 2021                 | <b>Special Teams Tackles</b> | 2 at Pittsburgh Steelers, Nov 12, 2023<br>1 at Buffalo Bills, Sep 23, 2024<br>...2 more at 1. |
| <b>Longest Receptions</b> | 62t at Detroit Lions, Jan 09, 2022<br>25 at Detroit Lions, Nov 06, 2022<br>...2 more at 25. | <b>Most TDs</b>              | 1 at Detroit Lions, Jan 09, 2022<br>1 at Minnesota Vikings, Nov 21, 2021                      |
| <b>Receiving TDs</b>      | 1 at Detroit Lions, Jan 09, 2022<br>1 at Minnesota Vikings, Nov 21, 2021                    | <b>Miscellaneous Tackles</b> | 1 at Detroit Lions, Jan 09, 2022  |

### SINGLE-GAME HIGHS - POSTSEASON: RUSHING/RECEIVING

|                              |   |
|------------------------------|---|
| <b>Special Teams Tackles</b> | 1 at San Francisco 49ers, Jan 20, 2024<br>1 vs. San Francisco 49ers, Jan 22, 2022 |
|------------------------------|---|



**2024 GAME-BY-GAME REGULAR-SEASON STATISTICS (JAGUARS)**

| DATE               | OPPONENT    | P/S        | RECEIVING |          |            |          |          | RUSHING  |          |            |          |          | W/L        | SCORE |
|--------------------|-------------|------------|-----------|----------|------------|----------|----------|----------|----------|------------|----------|----------|------------|-------|
|                    |             |            | NO.       | YDS.     | AVG.       | LG       | TD       | NO.      | YDS.     | AVG.       | LG       | TD       |            |       |
| 09/08              | at Dolphins |            |           |          |            |          |          |          |          |            |          |          | L          | 17-20 |
| 09/15              | Browns      |            |           |          |            |          |          |          |          |            |          |          | L          | 13-18 |
| 09/23              | at Bills    |            |           |          |            |          |          |          |          |            |          |          | L          | 10-47 |
| 09/29              | at Texans   | P          | 0         | 0        | 0.0        | 0        | 0        | 0        | 0        | 0.0        | 0        | 0        | L          | 20-24 |
| 10/06              | Colts       | P          | 1         | 2        | 2.0        | 2        | 0        | 0        | 0        | 0.0        | 0        | 0        | W          | 37-34 |
| 10/13              | at Bears    | P          | 0         | 0        | 0.0        | 0        | 0        | 0        | 0        | 0.0        | 0        | 0        | L          | 16-35 |
| <b>2024 TOTALS</b> |             | <b>3-0</b> | <b>1</b>  | <b>2</b> | <b>2.0</b> | <b>2</b> | <b>0</b> | <b>0</b> | <b>0</b> | <b>0.0</b> | <b>0</b> | <b>0</b> | <b>1-5</b> |       |

**2023 GAME-BY-GAME REGULAR-SEASON STATISTICS (PACKERS)**

| DATE               | OPPONENT    | P/S         | RECEIVING |           |            |           |          | RUSHING  |          |            |          |          | W/L        | SCORE |
|--------------------|-------------|-------------|-----------|-----------|------------|-----------|----------|----------|----------|------------|----------|----------|------------|-------|
|                    |             |             | NO.       | YDS.      | AVG.       | LG        | TD       | NO.      | YDS.     | AVG.       | LG       | TD       |            |       |
| 09/10              | at Bears    | S           | 0         | 0         | 0.0        | 0         | 0        | 0        | 0        | 0.0        | 0        | 0        | W          | 38-20 |
| 09/17              | at Falcons  | S           | 2         | 5         | 2.5        | 4         | 0        | 0        | 0        | 0.0        | 0        | 0        | L          | 24-25 |
| 09/24              | Saints      | S           | 0         | 0         | 0.0        | 0         | 0        | 0        | 0        | 0.0        | 0        | 0        | W          | 18-17 |
| 09/28              | Lions       | P           | 4         | 34        | 8.5        | 13        | 0        | 0        | 0        | 0.0        | 0        | 0        | L          | 20-34 |
| 10/09              | at Raiders  | P           | 1         | 19        | 19.0       | 19        | 0        | 0        | 0        | 0.0        | 0        | 0        | L          | 13-17 |
| 10/22              | at Broncos  | P           | 0         | 0         | 0.0        | 0         | 0        | 0        | 0        | 0.0        | 0        | 0        | L          | 17-19 |
| 10/29              | Vikings     | P           | 0         | 0         | 0.0        | 0         | 0        | 0        | 0        | 0.0        | 0        | 0        | L          | 10-24 |
| 11/05              | Rams        | P           | 1         | 7         | 7.0        | 7         | 0        | 0        | 0        | 0.0        | 0        | 0        | W          | 20-3  |
| 11/12              | at Steelers | P           | 0         | 0         | 0.0        | 0         | 0        | 0        | 0        | 0.0        | 0        | 0        | L          | 19-23 |
| 11/19              | Chargers    | P           | 0         | 0         | 0.0        | 0         | 0        | 0        | 0        | 0.0        | 0        | 0        | W          | 23-20 |
| 11/23              | at Lions    |             |           |           |            |           |          |          |          |            |          |          | W          | 29-22 |
| 12/03              | Chiefs      |             |           |           |            |           |          |          |          |            |          |          | W          | 27-19 |
| 12/11              | at Giants   | P           | 0         | 0         | 0.0        | 0         | 0        | 0        | 0        | 0.0        | 0        | 0        | L          | 22-24 |
| 12/17              | Buccaneers  | S           | 0         | 0         | 0.0        | 0         | 0        | 0        | 0        | 0.0        | 0        | 0        | L          | 20-34 |
| 12/24              | at Panthers | P           | 0         | 0         | 0.0        | 0         | 0        | 0        | 0        | 0.0        | 0        | 0        | W          | 33-30 |
| 12/31              | at Vikings  | P           | 0         | 0         | 0.0        | 0         | 0        | 0        | 0        | 0.0        | 0        | 0        | W          | 33-10 |
| 01/07              | Bears       | P           | 0         | 0         | 0.0        | 0         | 0        | 0        | 0        | 0.0        | 0        | 0        | W          | 17-9  |
| <b>2023 TOTALS</b> |             | <b>15-4</b> | <b>8</b>  | <b>65</b> | <b>8.1</b> | <b>19</b> | <b>0</b> | <b>0</b> | <b>0</b> | <b>0.0</b> | <b>0</b> | <b>0</b> | <b>9-8</b> |       |

**2023 GAME-BY-GAME POSTSEASON STATISTICS (PACKERS)**

| DATE               | OPPONENT   | P/S        | RECEIVING |          |            |          |          | RUSHING  |          |            |          |          | W/L        | SCORE |
|--------------------|------------|------------|-----------|----------|------------|----------|----------|----------|----------|------------|----------|----------|------------|-------|
|                    |            |            | NO.       | YDS.     | AVG.       | LG       | TD       | NO.      | YDS.     | AVG.       | LG       | TD       |            |       |
| 01/14              | at Cowboys | P          | 0         | 0        | 0.0        | 0        | 0        | 0        | 0        | 0.0        | 0        | 0        | W          | 48-32 |
| 01/20              | at 49ers   | P          | 0         | 0        | 0.0        | 0        | 0        | 0        | 0        | 0.0        | 0        | 0        | L          | 21-24 |
| <b>2023 TOTALS</b> |            | <b>2-0</b> | <b>0</b>  | <b>0</b> | <b>0.0</b> | <b>0</b> | <b>0</b> | <b>0</b> | <b>0</b> | <b>0.0</b> | <b>0</b> | <b>0</b> | <b>1-1</b> |       |





# EVAN ENGRAM | 17

**POSITION:** TIGHT END  
**HT:** 6-3 | **WT:** 240 | **DOB:** 9-2-1994  
**COLLEGE:** MISSISSIPPI  
**HOMETOWN:** POWDER SPRINGS, GA.  
**ACQ:** UFA (NYG)-'22  
**EXP:** 8th YEAR

 @eazyengram  
 @eazyengram



## KEY TRANSACTIONS

- Originally drafted by the New York Giants in the first round (23rd overall) in the 2017 draft
- Signed by Jacksonville as an unrestricted free agent on 3/16/22
- Re-signed with Jacksonville on 7/16/23

## PRO

### 2024 (Jaguars)

- Was named a captain for the 2024 season
- **10/6 vs. IND:** Inactive due to injury
- **9/29 at HOU:** Inactive due to injury
- **9/23 at BUF:** Inactive due to injury
- **9/15 vs. CLE:** Did not play due to injury
- **9/8 at MIA:** Started at tight end and caught one reception for five yards... Played in his 100th career game

### 2023 (Jaguars)

- Saw action in 17 games with 15 starts... He set career-highs in both receptions and receiving yards after posting 114 receptions for 963 yards and four touchdowns... His 114 receptions are the second most by a tight end in a season in NFL history... Engram became the second player in franchise history to record over 100 receptions in a single-season
- **12/31 vs. CAR:** Started at tight end and recorded six receptions for 60 yards... Became the eighth tight end in NFL history to record at least 100 receptions in a single season and became the second player in franchise history to reach 100 receptions
- **12/24 at T.B.:** Started at tight end and caught 10 receptions for 95 yards... His 824 receiving yards set a new single-season franchise record among tight ends, breaking the previous record he set last season of 766 receiving yards... Engram's 10 receptions ties the most in a single game against the Buccaneers in team history
- **12/10 at CLE:** Started at tight end and recorded 11 receptions for 95 yards and two touchdowns... His 84 receptions so far this season set a new single-season franchise record among tight ends, breaking the previous record he set last season of 73... His 11 receptions is the most in a single game by a Jaguar against Cleveland in team history
- **10/29 at PIT:** Started at tight end and posted 10 receptions for 88 yards... Eclipsed 4,000 career receiving yards... Joins Jeremy Shockey as the only tight ends in NFL history with 40 or more receptions and 400 receiving yards in each of their first seven seasons

### 2022 (Jaguars)

- Saw action in 17 regular season games with 14 starts and started both postseason games... In the regular season, he recorded a career-high 73 receptions for a career-high 766 receiving yards and four touchdowns... His 766 receiving yards ranked fourth among tight ends... He also had two rushing attempts for 13 yards... In the postseason he recorded 12 receptions for 124 yards and one touchdown... His 124 total receiving yards is the second-most by a tight end in Jaguars postseason history
- **1/14 vs. LAC:** Started at tight end and caught seven passes for a team-high 93 yards and one touchdown... Engram's 93 receiving yards were the most by a tight end and the fourth-most by any player in franchise history in a postseason game
- **12/22 at NYJ:** Started at tight end and caught seven passes for 113 yards... Broke Jaguars single-season record for receptions by a tight end
- **12/11 at TEN:** Started at tight end and caught 11 passes for a career high 162 yards and 2 touchdowns... Set a career-high in receiving yards in a game... First multi-TD game of his career... His 162 yards was the second-highest single-game performance by a tight end in 2022
- **10/30 vs. DEN:** Started at tight end and caught four passes for a team-high 55 yards and one touchdown marking his first touchdown as a Jaguar

### 2021 (Giants)

- Appeared in 15 games and posted 46 catches for 408 yards and three TDs
- **11/7 vs L.V.:** Recorded three receptions for 38 yards and one TD

### 2020 (Giants)

- Selected to his first Pro Bowl
- Finished the season with 63 receptions for 654 yards and one TD
- **11/8 at WAS:** Recorded five receptions for 48 yards and one TD





## 2019 (Giants)

- Appeared in eight games with six starts and posted 44 receptions for 467 yards and three TDs
- **9/8 at DAL:** Caught 11 passes for 116 yards and one TD

## 2018 (Giants)

- Finished the season with 45 receptions for 577 yards and three TDs
- **12/30 vs. DAL:** Recorded five receptions for 81 yards and one TD

## 2017 (Giants)

- Recorded the fifth most receptions (64) and receiving yards (722) by a rookie in franchise history... He also had the seventh most touchdown receptions (6) by a rookie in franchise history
- **12/3 at OAK:** Posted seven receptions for 99 yards and one TD

## COLLEGE

- All-time Ole Miss leader in receptions (162), receiving yards (2,320) and TD catches (15) by a tight end
- First player in school history to earn All-SEC honors four times
- Ended his career as nation's leader among active TEs in career receiving yards
- Among all Rebels, ranks fourth in career receptions, fifth in receiving yards and tied for sixth in TD catches
- Two-year team captain and started in 42 of 45 games played in his Rebel career

## PERSONAL

- He and his wife Emily were married in the spring of 2024
- Sister, Mackenzie, played basketball at Georgia and was named Second Team All-SEC in her senior season (2017-18)
- Son of Michelle Zelina and Derrick Ingram
- Made U.M.A.A. Honor Roll for Fall 2014
- Integrated marketing communications major
- Favorite music artist is Drake
- In June of 2022, traveled to England to participate in An Evening With Jaguars Stars, an event hosted by Sky Sports' Neil Reynolds, as a player panelist in London and Manchester

### EVAN ENGRAM'S NFL REGULAR SEASON RUSHING/RECEIVING STATISTICS

| DATE              | TEAM    | GP         | GS        | RECEIVING  |              |             |            |           | RUSHING   |           |            |           |          |
|-------------------|---------|------------|-----------|------------|--------------|-------------|------------|-----------|-----------|-----------|------------|-----------|----------|
|                   |         |            |           | NO.        | YDS.         | AVG.        | LG         | TD        | NO.       | YDS.      | AVG.       | LG        | TD       |
| 2017              | Giants  | 15         | 11        | 64         | 722          | 11.3        | 35         | 6         | 1         | 14        | 14.0       | 14        | 0        |
| 2018              | Giants  | 11         | 8         | 45         | 577          | 12.8        | 54         | 3         | 3         | 36        | 12.0       | 14        | 0        |
| 2019              | Giants  | 8          | 6         | 44         | 467          | 10.6        | 75t        | 3         | 3         | 7         | 2.3        | 5         | 0        |
| 2020              | Giants  | 16         | 14        | 63         | 654          | 10.4        | 53         | 1         | 6         | 26        | 4.3        | 9         | 1        |
| 2021              | Giants  | 15         | 12        | 46         | 408          | 8.9         | 30t        | 3         | 1         | -3        | -3.0       | -3        | 0        |
| 2022              | Jaguars | 17         | 14        | 73         | 766          | 10.5        | 36         | 4         | 2         | 13        | 6.5        | 13        | 0        |
| 2023              | Jaguars | 17         | 15        | 114        | 963          | 8.4         | 34         | 4         | 0         | 0         | 0.0        | 0         | 0        |
| 2024              | Jaguars | 2          | 2         | 11         | 107          | 9.7         | 24         | 0         | 0         | 0         | 0.0        | 0         | 0        |
| <b>NFL TOTALS</b> |         | <b>101</b> | <b>82</b> | <b>460</b> | <b>4,664</b> | <b>10.1</b> | <b>75T</b> | <b>24</b> | <b>16</b> | <b>93</b> | <b>5.8</b> | <b>14</b> | <b>1</b> |

### EVAN ENGRAM'S NFL POSTSEASON RUSHING/RECEIVING STATISTICS

| DATE              | TEAM    | GP       | GS       | RECEIVING |            |             |           |          | RUSHING  |          |            |          |          |
|-------------------|---------|----------|----------|-----------|------------|-------------|-----------|----------|----------|----------|------------|----------|----------|
|                   |         |          |          | NO.       | YDS.       | AVG.        | LG        | TD       | NO.      | YDS.     | AVG.       | LG       | TD       |
| 2022              | Jaguars | 2        | 2        | 12        | 124        | 10.3        | 24        | 1        | 0        | 0        | 0.0        | 0        | 0        |
| <b>NFL TOTALS</b> |         | <b>2</b> | <b>2</b> | <b>12</b> | <b>124</b> | <b>10.3</b> | <b>24</b> | <b>1</b> | <b>0</b> | <b>0</b> | <b>0.0</b> | <b>0</b> | <b>0</b> |

### SINGLE-GAME HIGHS: RUSHING/RECEIVING

|                        |  |                              |   |
|------------------------|--|------------------------------|---|
| <b>Rush Attempts</b>   | 2 at Philadelphia Eagles, Oct 22, 2020<br>2 at Dallas Cowboys, Oct 11, 2020<br>...2 more at 2.   | <b>Receiving Average</b>     | 25.7 at Washington Redskins, Dec 09, 2018<br>21.5 at Cincinnati Bengals, Nov 29, 2020             |
| <b>Rushing Yards</b>   | 26 at Indianapolis Colts, Dec 23, 2018<br>14 vs. Philadelphia Eagles, Dec 17, 2017               | <b>Longest Receptions</b>    | 75t at Tampa Bay Buccaneers, Sep 22, 2019<br>54 vs. Tampa Bay Buccaneers, Nov 18, 2018            |
| <b>Longest Runs</b>    | 14 at Indianapolis Colts, Dec 23, 2018<br>14 vs. Philadelphia Eagles, Dec 17, 2017               | <b>Receiving TDs</b>         | 2 at Cleveland Browns, Dec 10, 2023<br>2 at Tennessee Titans, Dec 11, 2022                        |
| <b>Rushing TDs</b>     | 1 at Dallas Cowboys, Oct 11, 2020  | <b>All-Purpose Yards</b>     | 162 at Tennessee Titans, Dec 11, 2022<br>129 at Cincinnati Bengals, Nov 29, 2020                  |
| <b>Receptions</b>      | 11 at Cleveland Browns, Dec 10, 2023<br>11 at Tennessee Titans, Dec 11, 2022<br>...1 more at 11. | <b>Most TDs</b>              | 2 at Cleveland Browns, Dec 10, 2023<br>2 at Tennessee Titans, Dec 11, 2022                        |
| <b>Receiving Yards</b> | 162 at Tennessee Titans, Dec 11, 2022<br>129 at Cincinnati Bengals, Nov 29, 2020                 | <b>Miscellaneous Tackles</b> | 2 at Tampa Bay Buccaneers, Dec 24, 2023<br>1 at Cleveland Browns, Dec 10, 2023<br>...7 more at 1. |



**SINGLE-GAME HIGHS - POSTSEASON: RECEIVING**

|                           |  |                              |   |
|---------------------------|--|------------------------------|---|
| <b>Receptions</b>         | 7 vs. Los Angeles Chargers, Jan 14, 2023<br>5 at Kansas City Chiefs, Jan 21, 2023      | <b>Receiving TDs</b>         | 1 vs. Los Angeles Chargers, Jan 14, 2023  |
| <b>Receiving Yards</b>    | 93 vs. Los Angeles Chargers, Jan 14, 2023<br>31 at Kansas City Chiefs, Jan 21, 2023    | <b>All-Purpose Yards</b>     | 93 vs. Los Angeles Chargers, Jan 14, 2023<br>31 at Kansas City Chiefs, Jan 21, 2023 |
| <b>Receiving Average</b>  | 13.3 vs. Los Angeles Chargers, Jan 14, 2023<br>6.2 at Kansas City Chiefs, Jan 21, 2023 | <b>Most TDs</b>              | 1 vs. Los Angeles Chargers, Jan 14, 2023  |
| <b>Longest Receptions</b> | 24 vs. Los Angeles Chargers, Jan 14, 2023<br>21 vs. Los Angeles Chargers, Jan 14, 2023 | <b>Miscellaneous Tackles</b> | 2 vs. Los Angeles Chargers, Jan 14, 2023  |

**100-YARD RECEIVING GAMES (6): REGULAR SEASON**

| DATE     | TEAM          | NO. | YDS. | AVG. | LG  | TD |
|----------|---------------|-----|------|------|-----|----|
| 09/08/19 | at Cowboys    | 11  | 116  | 10.5 | 22  | 1  |
| 09/22/19 | at Buccaneers | 6   | 113  | 18.8 | 75t | 1  |
| 11/29/20 | at Bengals    | 6   | 129  | 21.5 | 53  | 0  |
| 12/11/22 | at Titans     | 11  | 162  | 14.7 | 25  | 2  |
| 12/22/22 | at Jets       | 7   | 113  | 16.1 | 36  | 0  |
| 10/13/24 | at Bears      | 10  | 102  | 10.2 | 24  | 0  |

**2024 GAME-BY-GAME REGULAR-SEASON STATISTICS (JAGUARS)**

| DATE               | OPPONENT    | P/S        | RECEIVING                 |            |            |           |          | RUSHING  |            |          |          |          | W/L        | SCORE |
|--------------------|-------------|------------|---------------------------|------------|------------|-----------|----------|----------|------------|----------|----------|----------|------------|-------|
|                    |             |            | NO.                       | YDS.       | AVG.       | LG        | TD       | NO.      | YDS.       | AVG.     | LG       | TD       |            |       |
| 09/08              | at Dolphins | S          | 1                         | 5          | 5.0        | 5         | 0        | 0        | 0.0        | 0        | 0        | L        | 17-20      |       |
| 09/15              | Browns      |            | DID NOT PLAY (NON-INJURY) |            |            |           |          |          |            |          |          |          | L          | 13-18 |
| 09/23              | at Bills    |            | ON INACTIVE LIST          |            |            |           |          |          |            |          |          |          | L          | 10-47 |
| 09/29              | at Texans   |            | ON INACTIVE LIST          |            |            |           |          |          |            |          |          |          | L          | 20-24 |
| 10/06              | Colts       |            | ON INACTIVE LIST          |            |            |           |          |          |            |          |          |          | W          | 37-34 |
| 10/13              | at Bears    | S          | 10                        | 102        | 10.2       | 24        | 0        | 0        | 0.0        | 0        | 0        | L        | 16-35      |       |
| <b>2024 TOTALS</b> |             | <b>2-2</b> | <b>11</b>                 | <b>107</b> | <b>9.7</b> | <b>24</b> | <b>0</b> | <b>0</b> | <b>0.0</b> | <b>0</b> | <b>0</b> | <b>0</b> | <b>1-5</b> |       |

**2023 GAME-BY-GAME REGULAR-SEASON STATISTICS (JAGUARS)**

| DATE               | OPPONENT      | P/S          | RECEIVING  |            |            |           |          | RUSHING  |            |          |          |            | W/L    | SCORE |
|--------------------|---------------|--------------|------------|------------|------------|-----------|----------|----------|------------|----------|----------|------------|--------|-------|
|                    |               |              | NO.        | YDS.       | AVG.       | LG        | TD       | NO.      | YDS.       | AVG.     | LG       | TD         |        |       |
| 09/10              | at Colts      | S            | 5          | 49         | 9.8        | 26        | 0        | 0        | 0.0        | 0        | 0        | W          | 31-21  |       |
| 09/17              | Chiefs        | S            | 6          | 57         | 9.5        | 17        | 0        | 0        | 0.0        | 0        | 0        | L          | 9-17   |       |
| 09/24              | Texans        | S            | 7          | 67         | 9.6        | 28        | 0        | 0        | 0.0        | 0        | 0        | L          | 17-37  |       |
| 10/01              | Falcons       | S            | 7          | 59         | 8.4        | 19        | 0        | 0        | 0.0        | 0        | 0        | W          | 23-7   |       |
| 10/08              | at Bills      | S            | 4          | 28         | 7.0        | 9         | 0        | 0        | 0.0        | 0        | 0        | W          | 25-20  |       |
| 10/15              | Colts         | P            | 7          | 41         | 5.9        | 19        | 0        | 0        | 0.0        | 0        | 0        | W          | 37-20  |       |
| 10/19              | at Saints     | S            | 5          | 45         | 9.0        | 21        | 0        | 0        | 0.0        | 0        | 0        | W          | 31-24  |       |
| 10/29              | at Steelers   | S            | 10         | 88         | 8.8        | 34        | 0        | 0        | 0.0        | 0        | 0        | W          | 20-10  |       |
| 11/12              | 49ers         | S            | 4          | 12         | 3.0        | 6         | 0        | 0        | 0.0        | 0        | 0        | L          | 3-34   |       |
| 11/19              | Titans        | S            | 4          | 29         | 7.3        | 13        | 0        | 0        | 0.0        | 0        | 0        | W          | 34-14  |       |
| 11/26              | at Texans     | S            | 5          | 49         | 9.8        | 21        | 0        | 0        | 0.0        | 0        | 0        | W          | 24-21  |       |
| 12/04              | Bengals       | S            | 9          | 82         | 9.1        | 22t       | 1        | 0        | 0.0        | 0        | 0        | L          | 31-34+ |       |
| 12/10              | at Browns     | S            | 11         | 95         | 8.6        | 23        | 2        | 0        | 0.0        | 0        | 0        | L          | 27-31  |       |
| 12/17              | Ravens        | P            | 4          | 28         | 7.0        | 11        | 0        | 0        | 0.0        | 0        | 0        | L          | 7-23   |       |
| 12/24              | at Buccaneers | S            | 10         | 95         | 9.5        | 14        | 0        | 0        | 0.0        | 0        | 0        | L          | 12-30  |       |
| 12/31              | Panthers      | S            | 6          | 60         | 10.0       | 22        | 0        | 0        | 0.0        | 0        | 0        | W          | 26-0   |       |
| 01/07              | at Titans     | S            | 10         | 79         | 7.9        | 17        | 1        | 0        | 0.0        | 0        | 0        | L          | 20-28  |       |
| <b>2023 TOTALS</b> |               | <b>17-15</b> | <b>114</b> | <b>963</b> | <b>8.4</b> | <b>34</b> | <b>4</b> | <b>0</b> | <b>0.0</b> | <b>0</b> | <b>0</b> | <b>9-8</b> |        |       |

+ - Overtime





# TRAVIS ETIENNE JR. | 1

POSITION: RUNNING BACK

HT: 5-10 | WT: 215 | DOB: 1-26-1999

COLLEGE: CLEMSON

HOMETOWN: JENNINGS, LA.

ACQ: D1-'21

EXP: 4th YEAR

 @swaggy\_t1

 @t.etiennejr

## KEY TRANSACTIONS

- Originally drafted by Jacksonville in the first round (25th overall) in the 2021 draft

## PRO

- Ranks fifth in franchise history in rushing yards (2,364) and tied-fifth in rushing touchdowns (18)
- Ranks fifth in franchise history in receiving yards among running backs (883)

### 2024 (Jaguars)

- 10/6 vs. IND:** Started at running back and rushed for 17 yards on six carries and added 43 yards on a single-game career-high six receptions
- 9/29 at HOU:** Started at running back and rushed for 50 yards on 11 carries and caught one reception for 10 yards
- 9/23 at BUF:** Started at running back and rushed 11 times for 68 yards... Hauled in two receptions for 17 yards
- 9/15 vs. CLE:** Started at running back and rushed for 52 yards and one touchdown on 13 carries
- 9/8 at MIA:** Started at running back and rushed for 44 yards and a touchdown on 12 carries... Caught two receptions for 15 yards

### 2023 (Jaguars)

- Started in all 17 games this season... He recorded 267 rushing attempts for 1,008 yards and 11 touchdowns... He also caught 58 passes for 476 yards and one touchdown... Etienne totaled 1,484 scrimmage yards joining RB Maurice Jones-Drew as the only Jaguars to reach 1,000 scrimmage yards in their first two active NFL seasons
- 1/7 at TEN:** Started at running back and rushed 16 times for 57 yards... Surpassed 1,000 rushing yards in the season for the second consecutive year... Marks the first Jaguar since 2010 to record consecutive 1,000-yard seasons
- 12/31 vs. CAR:** Started at running back and rushed 16 times for 102 yards and two touchdowns... Eclipsed 2,000 rushing yards in his career... Became the first Jaguar since 2009 to record at least 10 rushing touchdowns in a single season... His 62-yard touchdown run tied his career-long
- 11/26 at HOU:** Started at running back and rushed 20 times for 56 yards... Recorded four receptions for 30 yards... Now joins RB Maurice Jones-Drew as the only Jaguars to reach 1,000 scrimmage yards in their first two active NFL seasons... Surpassed 400-career rushes and 600-career receiving yards
- 10/8 at BUF:** Started at running back and recorded 136 rushing yards on 26 attempts, four receptions for 48 receiving yards and two touchdowns... Posted the most scrimmage yards in a game in his career with 184 yards... Recorded the most scrimmage yards in a single game at Tottenham Hotspur Stadium in NFL history

### 2022 (Jaguars)

- He saw action in all 17 regular season games with 12 starts and started both postseason games... In the regular season he tallied 220 rushing attempts for 1,125 yards and five touchdowns... His 1,125 rushing yards ranked ninth in the NFL and was the second-most rushing yards for a player who had under 250 attempts, trailing 49ers RB Christian McCaffrey (1,139 yards) by only 14 yards... He also recorded 35 receptions for 316 yards... In the postseason he recorded 30 rushing attempts for 171 yards and one touchdown and 4 receptions for 30 yards
- 1/14 vs. LAC:** Started at running back and rushed for 109 yards on 20 attempts, marking the second-most rushing yards by a player in franchise history in their first career postseason game, trailing only Fred Taylor (162 yards)
- 12/22 at NYJ:** Started at running back and rushed for 83 yards on 22 attempts... Became the fourth player in franchise history to rush for 1,000 yards in his first 15 games
- 11/6 vs. L.V.:** Started at running back and rushed for 109 yards and two touchdowns on 28 attempts... Caught two passes for 17 yards... Etienne joined Fred Taylor (twice) as the only players in team history to record three consecutive games with at least 100 rushing yards and one TD
- 10/23 vs. NYG:** Started at running back and rushed for 114 yards on 14 carries and one touchdown and caught one pass for five yards... Etienne Jr. also recorded a two-point conversion, which marked the first time the Jaguars scored eight points on their opening drive in franchise history (courtesy of Elias Sports)

### 2021 (Jaguars)

- Missed the 2021 season with a foot injury suffered on 8/14 against New Orleans in the preseason

## COLLEGE

- Rushed 686 times for 4,952 yards with 70 rushing touchdowns and caught 102 passes for 1,155 yards and eight receiving TDs



- NCAA FBS record holder for most career games scoring a touchdown (46 of 55 career games) and is the ACC career record-holder for rushing yards (4,952), total touchdowns (78), rushing touchdowns (70) and points (468)
- Named ACC Offensive Player of the Year in 2018 and 2019
- Finished his career ranked No. 1 in ACC history in both rushing yards (4,952) and rushing touchdowns (70)
- Part of a senior class that helped Clemson to four ACC titles, four College Football Playoff berths, two national championship appearances and a national title, all while becoming the first FBS senior class since 2010 to go undefeated at home

## PERSONAL

- Father (Bobby Joe Evans) was the 1994-95 Texas Gatorade High School Player of the Year in basketball and played at Oklahoma (lettered 1996-98)
- Brother (Tay) played linebacker at OU during the 2015 and 2016 seasons
- Younger brother (Trevor) spent the last two seasons as a running back at the University of Florida, and now is spending the 2024 season at the University of Georgia
- Majored in human relations

### TRAVIS ETIENNE JR.'S NFL REGULAR SEASON RUSHING/RECEIVING STATISTICS

| DATE              | TEAM    | RUSHING   |           |            |              |            |            |           | RECEIVING  |            |            |            |          |
|-------------------|---------|-----------|-----------|------------|--------------|------------|------------|-----------|------------|------------|------------|------------|----------|
|                   |         | GP        | GS        | NO.        | YDS.         | AVG.       | LG         | TD        | NO.        | YDS.       | AVG.       | LG         | TD       |
| 2021              | Jaguars | 0         | 0         | 0          | 0            | 0.0        | 0          | 0         | 0          | 0          | 0.0        | 0          | 0        |
| 2022              | Jaguars | 17        | 12        | 220        | 1,125        | 5.1        | 62t        | 5         | 35         | 316        | 9.0        | 30         | 0        |
| 2023              | Jaguars | 17        | 17        | 267        | 1,008        | 3.8        | 62t        | 11        | 58         | 476        | 8.2        | 56t        | 1        |
| 2024              | Jaguars | 6         | 6         | 56         | 230          | 4.1        | 22         | 2         | 16         | 91         | 5.7        | 14         | 0        |
| <b>NFL TOTALS</b> |         | <b>40</b> | <b>35</b> | <b>543</b> | <b>2,363</b> | <b>4.4</b> | <b>62T</b> | <b>18</b> | <b>109</b> | <b>883</b> | <b>8.1</b> | <b>56T</b> | <b>1</b> |

### TRAVIS ETIENNE JR.'S NFL POSTSEASON RUSHING/RECEIVING STATISTICS

| DATE              | TEAM    | RUSHING  |          |           |            |            |           |          | RECEIVING |           |            |           |          |
|-------------------|---------|----------|----------|-----------|------------|------------|-----------|----------|-----------|-----------|------------|-----------|----------|
|                   |         | GP       | GS       | NO.       | YDS.       | AVG.       | LG        | TD       | NO.       | YDS.      | AVG.       | LG        | TD       |
| 2022              | Jaguars | 2        | 2        | 30        | 171        | 5.7        | 25        | 1        | 4         | 30        | 7.5        | 12        | 0        |
| <b>NFL TOTALS</b> |         | <b>2</b> | <b>2</b> | <b>30</b> | <b>171</b> | <b>5.7</b> | <b>25</b> | <b>1</b> | <b>4</b>  | <b>30</b> | <b>7.5</b> | <b>12</b> | <b>0</b> |

### SINGLE-GAME HIGHS: RUSHING/RECEIVING

|                        |   |                           |   |
|------------------------|---|---------------------------|---|
| <b>Rush Attempts</b>   | 28 vs. Las Vegas Raiders, Nov 06, 2022<br>26 at Buffalo Bills, Oct 08, 2023                       | <b>Receiving Average</b>  | 23.3 at Pittsburgh Steelers, Oct 29, 2023<br>14.3 vs. Houston Texans, Oct 09, 2022                |
| <b>Rushing Yards</b>   | 156 vs. Denver Broncos, Oct 30, 2022<br>136 at Buffalo Bills, Oct 08, 2023                        | <b>Longest Receptions</b> | 56t at Pittsburgh Steelers, Oct 29, 2023<br>30 at Houston Texans, Jan 01, 2023                    |
| <b>Rushing Average</b> | 12.0 at Houston Texans, Jan 01, 2023<br>8.6 at Indianapolis Colts, Oct 16, 2022                   | <b>Receiving TDs</b>      | 1 at Pittsburgh Steelers, Oct 29, 2023  |
| <b>Longest Runs</b>    | 62t vs. Carolina Panthers, Dec 31, 2023<br>62t at Houston Texans, Jan 01, 2023                    | <b>All-Purpose Yards</b>  | 184 at Buffalo Bills, Oct 08, 2023<br>162 vs. Denver Broncos, Oct 30, 2022                        |
| <b>Rushing TDs</b>     | 2 vs. Carolina Panthers, Dec 31, 2023<br>2 at New Orleans Saints, Oct 19, 2023<br>...3 more at 2. | <b>Most TDs</b>           | 2 vs. Carolina Panthers, Dec 31, 2023<br>2 at New Orleans Saints, Oct 19, 2023<br>...3 more at 2. |
| <b>Receptions</b>      | 6 vs. Indianapolis Colts, Oct 06, 2024<br>5 at Tennessee Titans, Jan 07, 2024<br>...1 more at 5.  | <b>Scrimmage Yards</b>    | 184 at Buffalo Bills, Oct 08, 2023<br>162 vs. Denver Broncos, Oct 30, 2022                        |
| <b>Receiving Yards</b> | 70 at Pittsburgh Steelers, Oct 29, 2023<br>50 vs. Houston Texans, Sep 24, 2023                    |                           |   |

### SINGLE-GAME HIGHS - POSTSEASON: RUSHING/RECEIVING

|                        |   |                           |  |
|------------------------|---|---------------------------|--|
| <b>Rush Attempts</b>   | 20 vs. Los Angeles Chargers, Jan 14, 2023<br>10 at Kansas City Chiefs, Jan 21, 2023   | <b>Receiving Yards</b>    | 18 at Kansas City Chiefs, Jan 21, 2023<br>12 vs. Los Angeles Chargers, Jan 14, 2023  |
| <b>Rushing Yards</b>   | 109 vs. Los Angeles Chargers, Jan 14, 2023<br>62 at Kansas City Chiefs, Jan 21, 2023  | <b>Receiving Average</b>  | 6.0 at Kansas City Chiefs, Jan 21, 2023  |
| <b>Rushing Average</b> | 6.2 at Kansas City Chiefs, Jan 21, 2023<br>5.5 vs. Los Angeles Chargers, Jan 14, 2023 | <b>Longest Receptions</b> | 12 vs. Los Angeles Chargers, Jan 14, 2023<br>9 at Kansas City Chiefs, Jan 21, 2023   |
| <b>Longest Runs</b>    | 25 vs. Los Angeles Chargers, Jan 14, 2023<br>19 at Kansas City Chiefs, Jan 21, 2023   | <b>All-Purpose Yards</b>  | 121 vs. Los Angeles Chargers, Jan 14, 2023<br>80 at Kansas City Chiefs, Jan 21, 2023 |
| <b>Rushing TDs</b>     | 1 at Kansas City Chiefs, Jan 21, 2023   | <b>Most TDs</b>           | 1 at Kansas City Chiefs, Jan 21, 2023  |
| <b>Receptions</b>      | 3 at Kansas City Chiefs, Jan 21, 2023<br>1 vs. Los Angeles Chargers, Jan 14, 2023     |                           |  |



**100-YARD RUSHING GAMES (7): REGULAR SEASON**

| DATE     | TEAM      | ATT. | YDS. | AVG. | LG  | TD |
|----------|-----------|------|------|------|-----|----|
| 10/23/22 | GIANTS    | 14   | 114  | 8.1  | 49  | 1  |
| 10/30/22 | BRONCOS   | 24   | 156  | 6.5  | 49  | 1  |
| 11/06/22 | RAIDERS   | 28   | 109  | 3.9  | 18  | 2  |
| 12/18/22 | COWBOYS   | 19   | 103  | 5.4  | 16  | 0  |
| 01/01/23 | at Texans | 9    | 108  | 12.0 | 62t | 1  |
| 10/08/23 | at Bills  | 26   | 136  | 5.2  | 35t | 2  |
| 12/31/23 | PANTHERS  | 16   | 102  | 6.4  | 62t | 2  |

**100-YARD RUSHING GAMES (1): POSTSEASON**

| DATE     | TEAM     | ATT. | YDS. | AVG. | LG | TD |
|----------|----------|------|------|------|----|----|
| 01/14/23 | CHARGERS | 20   | 109  | 5.5  | 25 | 0  |

**2024 GAME-BY-GAME REGULAR-SEASON STATISTICS (JAGUARS)**

| DATE               | OPPONENT    | P/S | RUSHING   |            |            |           |          | RECEIVING |           |            |           |          | W/L        | SCORE |
|--------------------|-------------|-----|-----------|------------|------------|-----------|----------|-----------|-----------|------------|-----------|----------|------------|-------|
|                    |             |     | NO.       | YDS.       | AVG.       | LG        | TD       | NO.       | YDS.      | AVG.       | LG        | TD       |            |       |
| 09/08              | at Dolphins | S   | 12        | 44         | 3.7        | 11        | 1        | 2         | 15        | 7.5        | 12        | 0        | L          | 17-20 |
| 09/15              | Browns      | S   | 13        | 52         | 4.0        | 20        | 1        | 3         | 6         | 2.0        | 8         | 0        | L          | 13-18 |
| 09/23              | at Bills    | S   | 11        | 68         | 6.2        | 22        | 0        | 4         | 17        | 4.3        | 8         | 0        | L          | 10-47 |
| 09/29              | at Texans   | S   | 11        | 50         | 4.5        | 13        | 0        | 1         | 10        | 10.0       | 10        | 0        | L          | 20-24 |
| 10/06              | Colts       | S   | 6         | 17         | 2.8        | 4         | 0        | 6         | 43        | 7.2        | 14        | 0        | W          | 37-34 |
| 10/13              | at Bears    | S   | 3         | -1         | -0.3       | 1         | 0        | 0         | 0         | 0.0        | 0         | 0        | L          | 16-35 |
| <b>2024 TOTALS</b> | <b>6-6</b>  |     | <b>56</b> | <b>230</b> | <b>4.1</b> | <b>22</b> | <b>2</b> | <b>16</b> | <b>91</b> | <b>5.7</b> | <b>14</b> | <b>0</b> | <b>1-5</b> |       |

**2023 GAME-BY-GAME REGULAR-SEASON STATISTICS (JAGUARS)**

| DATE               | OPPONENT      | P/S | RUSHING    |              |            |            |           | RECEIVING |            |            |            |          | W/L        | SCORE  |
|--------------------|---------------|-----|------------|--------------|------------|------------|-----------|-----------|------------|------------|------------|----------|------------|--------|
|                    |               |     | NO.        | YDS.         | AVG.       | LG         | TD        | NO.       | YDS.       | AVG.       | LG         | TD       |            |        |
| 09/10              | at Colts      | S   | 18         | 77           | 4.3        | 26t        | 1         | 5         | 27         | 5.4        | 10         | 0        | W          | 31-21  |
| 09/17              | Chiefs        | S   | 12         | 40           | 3.3        | 9          | 0         | 2         | 2          | 1.0        | 3          | 0        | L          | 9-17   |
| 09/24              | Texans        | S   | 19         | 88           | 4.6        | 16         | 0         | 4         | 50         | 12.5       | 18         | 0        | L          | 17-37  |
| 10/01              | Falcons       | S   | 20         | 55           | 2.8        | 7          | 0         | 3         | 17         | 5.7        | 8          | 0        | W          | 23-7   |
| 10/08              | at Bills      | S   | 26         | 136          | 5.2        | 35t        | 2         | 4         | 48         | 12.0       | 22         | 0        | W          | 25-20  |
| 10/15              | Colts         | S   | 18         | 55           | 3.1        | 22t        | 2         | 3         | 28         | 9.3        | 13         | 0        | W          | 37-20  |
| 10/19              | at Saints     | S   | 14         | 53           | 3.8        | 17t        | 2         | 3         | 24         | 8.0        | 15         | 0        | W          | 31-24  |
| 10/29              | at Steelers   | S   | 24         | 79           | 3.3        | 13         | 0         | 3         | 70         | 23.3       | 56t        | 1        | W          | 20-10  |
| 11/12              | 49ers         | S   | 9          | 35           | 3.9        | 16         | 0         | 2         | 9          | 4.5        | 5          | 0        | L          | 3-34   |
| 11/19              | Titans        | S   | 14         | 52           | 3.7        | 11         | 0         | 3         | 7          | 2.3        | 5          | 0        | W          | 34-14  |
| 11/26              | at Texans     | S   | 20         | 56           | 2.8        | 20         | 0         | 4         | 30         | 7.5        | 12         | 0        | W          | 24-21  |
| 12/04              | Bengals       | S   | 11         | 45           | 4.1        | 13         | 1         | 4         | 34         | 8.5        | 19         | 0        | L          | 31-34+ |
| 12/10              | at Browns     | S   | 14         | 35           | 2.5        | 16         | 1         | 4         | 37         | 9.3        | 18         | 0        | L          | 27-31  |
| 12/17              | Ravens        | S   | 10         | 31           | 3.1        | 7          | 0         | 4         | 28         | 7.0        | 13         | 0        | L          | 7-23   |
| 12/24              | at Buccaneers | S   | 6          | 12           | 2.0        | 4          | 0         | 3         | 19         | 6.3        | 11         | 0        | L          | 12-30  |
| 12/31              | Panthers      | S   | 16         | 102          | 6.4        | 62t        | 2         | 2         | 16         | 8.0        | 8          | 0        | W          | 26-0   |
| 01/07              | at Titans     | S   | 16         | 57           | 3.6        | 12         | 0         | 5         | 30         | 6.0        | 13         | 0        | L          | 20-28  |
| <b>2023 TOTALS</b> | <b>17-17</b>  |     | <b>267</b> | <b>1,008</b> | <b>3.8</b> | <b>62T</b> | <b>11</b> | <b>58</b> | <b>476</b> | <b>8.2</b> | <b>56T</b> | <b>1</b> | <b>9-8</b> |        |

+ - Overtime

**2021 GAME-BY-GAME REGULAR-SEASON STATISTICS (JAGUARS)**

| DATE               | OPPONENT    | P/S | RUSHING  |          |            |          |          | RECEIVING |          |            |          |          | W/L      | SCORE       |
|--------------------|-------------|-----|----------|----------|------------|----------|----------|-----------|----------|------------|----------|----------|----------|-------------|
|                    |             |     | NO.      | YDS.     | AVG.       | LG       | TD       | NO.       | YDS.     | AVG.       | LG       | TD       |          |             |
| 09/12              | at Texans   |     |          |          |            |          |          |           |          |            |          |          | L        | 21-37       |
| 09/19              | Broncos     |     |          |          |            |          |          |           |          |            |          |          | L        | 13-23       |
| 09/26              | Cardinals   |     |          |          |            |          |          |           |          |            |          |          | L        | 19-31       |
| 09/30              | at Bengals  |     |          |          |            |          |          |           |          |            |          |          | L        | 21-24       |
| 10/10              | Titans      |     |          |          |            |          |          |           |          |            |          |          | L        | 19-37       |
| 10/17              | Dolphins    |     |          |          |            |          |          |           |          |            |          |          | W        | 23-20       |
| 10/31              | at Seahawks |     |          |          |            |          |          |           |          |            |          |          | L        | 7-31        |
| 11/07              | Bills       |     |          |          |            |          |          |           |          |            |          |          | W        | 9-6         |
| 11/14              | at Colts    |     |          |          |            |          |          |           |          |            |          |          | L        | 17-23       |
| 11/21              | 49ers       |     |          |          |            |          |          |           |          |            |          |          | L        | 10-30       |
| 11/28              | Falcons     |     |          |          |            |          |          |           |          |            |          |          | L        | 14-21       |
| 12/05              | at Rams     |     |          |          |            |          |          |           |          |            |          |          | L        | 7-37        |
| 12/12              | at Titans   |     |          |          |            |          |          |           |          |            |          |          | L        | 0-20        |
| 12/19              | Texans      |     |          |          |            |          |          |           |          |            |          |          | L        | 16-30       |
| 12/26              | at Jets     |     |          |          |            |          |          |           |          |            |          |          | L        | 21-26       |
| 01/02              | at Patriots |     |          |          |            |          |          |           |          |            |          |          | L        | 10-50       |
| 01/09              | Colts       |     |          |          |            |          |          |           |          |            |          |          | W        | 26-11       |
| <b>2021 TOTALS</b> | <b>0-0</b>  |     | <b>0</b> | <b>0</b> | <b>0.0</b> | <b>0</b> | <b>0</b> | <b>0</b>  | <b>0</b> | <b>0.0</b> | <b>0</b> | <b>0</b> | <b>0</b> | <b>3-14</b> |





# LUKE FARRELL | 89

**POSITION:** TIGHT END  
**HT:** 6-5 | **WT:** 250 | **DOB:** 10-14-1997  
**COLLEGE:** OHIO STATE  
**HOMETOWN:** PERRY, OHIO  
**ACQ:** D5-'21  
**EXP:** 4th YEAR

@LukeFarrell89  
 @lukefarrell89

## KEY TRANSACTIONS

- Originally selected by Jacksonville in the fifth round (145th overall) in the 2021 Draft

## PRO

### 2024 (Jaguars)

- 10/6 vs. IND:** Recorded two receptions for 17 yards
- 9/29 at HOU:** Saw action at tight end and on special teams
- 9/23 at BUF:** Caught one pass for one yard
- 9/15 vs. CLE:** Recorded two receptions for 13 yards
- 9/8 at MIA:** Started at tight end on offense and recorded a tackle on special teams

### 2023 (Jaguars)

- Saw action in all 17 regular season games with eight starts... He recorded 13 receptions for 155 yards
- 12/17 vs. BAL:** Started at tight end and recorded one reception for 28 yards... Saw action on special teams
- 11/26 at HOU:** Posted three receptions for 55 yards including a 42-yard reception... Saw action on special teams
- 11/19 vs. TEN:** Recorded two receptions for 21 yards and saw action on special teams

### 2022 (Jaguars)

- Saw action in 15 regular season games with four starts and two postseason games... In the regular season he recorded seven receptions for 56 yards
- 1/7 vs. TEN:** Saw action at tight end and on special teams and caught one pass for 11 yards
- 12/4 at DET:** Saw action at tight end and on special teams... Caught one pass for 3 yards
- 11/6 vs. L.V.:** Saw action at tight end and on special teams... Caught one pass for 15 yards

### 2021 (Jaguars)

- Finished his rookie campaign with four starts in 15 games played... Compiled seven receptions for 56 yards
- 9/30 at CIN:** Started at tight end for the first time in his career... Recorded a 7-yard reception
- 9/19 vs DEN:** Saw action on offense and special teams in home debut... Recorded a 6-yard catch, his first career reception
- 9/12 at HOU:** Appeared on offense and special teams in NFL debut

## COLLEGE

- Played in 44 games for the Buckeyes and started 32 times
- Collegiate totals include 34 career receptions for 380 yards, four touchdowns and an 11.2 yards per reception average
- In 2020, caught a touchdown in the College Football Playoff semifinal versus Clemson

## PERSONAL

- Farrell was an Associated Press All-State selection as a senior in 2015 after catching 33 passes for 446 yards at Perry High School
- The ninth tight end to be drafted in Jaguars history
- Graduated with his degree in human development and family studies
- Is the son of Kelly and Matt Farrell
- Has an older brother, Nolan, who attended Ohio State, and a sister, Celeste
- His favorite movie is The Big Lebowski

## LUKE FARRELL'S NFL REGULAR SEASON RUSHING/RECEIVING STATISTICS

| DATE              | TEAM    | GP        | GS        | RECEIVING |            |            |           |          | RUSHING  |          |            |          |          |
|-------------------|---------|-----------|-----------|-----------|------------|------------|-----------|----------|----------|----------|------------|----------|----------|
|                   |         |           |           | NO.       | YDS.       | AVG.       | LG        | TD       | NO.      | YDS.     | AVG.       | LG       | TD       |
| 2021              | Jaguars | 15        | 4         | 7         | 56         | 8.0        | 21        | 0        | 0        | 0        | 0.0        | 0        | 0        |
| 2022              | Jaguars | 17        | 0         | 4         | 40         | 10.0       | 15        | 0        | 0        | 0        | 0.0        | 0        | 0        |
| 2023              | Jaguars | 17        | 8         | 13        | 155        | 11.9       | 42        | 0        | 0        | 0        | 0.0        | 0        | 0        |
| 2024              | Jaguars | 6         | 1         | 5         | 31         | 6.2        | 11        | 0        | 0        | 0        | 0.0        | 0        | 0        |
| <b>NFL TOTALS</b> |         | <b>55</b> | <b>13</b> | <b>29</b> | <b>282</b> | <b>9.7</b> | <b>42</b> | <b>0</b> | <b>0</b> | <b>0</b> | <b>0.0</b> | <b>0</b> | <b>0</b> |



**LUKE FARRELL'S NFL POSTSEASON RUSHING/RECEIVING STATISTICS**

| DATE              | TEAM    | GP       | GS       | RECEIVING |          |            |          |          | RUSHING  |          |            |          |          |          |
|-------------------|---------|----------|----------|-----------|----------|------------|----------|----------|----------|----------|------------|----------|----------|----------|
|                   |         |          |          | NO.       | YDS.     | AVG.       | LG       | TD       | NO.      | YDS.     | AVG.       | LG       | TD       |          |
| 2022              | Jaguars | 2        | 0        | 0         | 0        | 0.0        | 0        | 0        | 0        | 0        | 0.0        | 0        | 0        | 0        |
| <b>NFL TOTALS</b> |         | <b>2</b> | <b>0</b> | <b>0</b>  | <b>0</b> | <b>0.0</b> | <b>0</b> | <b>0</b> | <b>0</b> | <b>0</b> | <b>0.0</b> | <b>0</b> | <b>0</b> | <b>0</b> |

**SINGLE-GAME HIGHS: RECEIVING**

|                           |  |                              |  |
|---------------------------|--|------------------------------|--|
| <b>Receptions</b>         | 3 at Houston Texans, Nov 26, 2023<br>2 vs. Indianapolis Colts, Oct 06, 2024<br>...3 more at 2. | <b>All-Purpose Yards</b>     | 55 at Houston Texans, Nov 26, 2023<br>28 vs. Baltimore Ravens, Dec 17, 2023      |
| <b>Receiving Yards</b>    | 55 at Houston Texans, Nov 26, 2023<br>28 vs. Baltimore Ravens, Dec 17, 2023                    | <b>Special Teams Tackles</b> | 1 at Tampa Bay Buccaneers, Dec 24, 2023<br>1 vs. Las Vegas Raiders, Nov 06, 2022 |
| <b>Receiving Average</b>  | 18.3 at Houston Texans, Nov 26, 2023   | <b>Miscellaneous Tackles</b> | 1 at Pittsburgh Steelers, Oct 29, 2023   |
| <b>Longest Receptions</b> | 42 at Houston Texans, Nov 26, 2023<br>28 vs. Baltimore Ravens, Dec 17, 2023                    |                              |  |

**2024 GAME-BY-GAME REGULAR-SEASON STATISTICS (JAGUARS)**

| DATE               | OPPONENT    | P/S        | RECEIVING |           |            |           |          | RUSHING  |          |            |          |          | W/L        | SCORE |
|--------------------|-------------|------------|-----------|-----------|------------|-----------|----------|----------|----------|------------|----------|----------|------------|-------|
|                    |             |            | NO.       | YDS.      | AVG.       | LG        | TD       | NO.      | YDS.     | AVG.       | LG       | TD       |            |       |
| 09/08              | at Dolphins | S          | 0         | 0         | 0.0        | 0         | 0        | 0        | 0        | 0.0        | 0        | 0        | L          | 17-20 |
| 09/15              | Browns      | P          | 2         | 13        | 6.5        | 7         | 0        | 0        | 0        | 0.0        | 0        | 0        | L          | 13-18 |
| 09/23              | at Bills    | P          | 1         | 1         | 1.0        | 1         | 0        | 0        | 0        | 0.0        | 0        | 0        | L          | 10-47 |
| 09/29              | at Texans   | P          | 0         | 0         | 0.0        | 0         | 0        | 0        | 0        | 0.0        | 0        | 0        | L          | 20-24 |
| 10/06              | Colts       | P          | 2         | 17        | 8.5        | 11        | 0        | 0        | 0        | 0.0        | 0        | 0        | W          | 37-34 |
| 10/13              | at Bears    | P          | 0         | 0         | 0.0        | 0         | 0        | 0        | 0        | 0.0        | 0        | 0        | L          | 16-35 |
| <b>2024 TOTALS</b> |             | <b>6-1</b> | <b>5</b>  | <b>31</b> | <b>6.2</b> | <b>11</b> | <b>0</b> | <b>0</b> | <b>0</b> | <b>0.0</b> | <b>0</b> | <b>0</b> | <b>1-5</b> |       |

**2023 GAME-BY-GAME REGULAR-SEASON STATISTICS (JAGUARS)**

| DATE               | OPPONENT      | P/S         | RECEIVING |            |             |           |          | RUSHING  |          |            |          |          | W/L        | SCORE  |
|--------------------|---------------|-------------|-----------|------------|-------------|-----------|----------|----------|----------|------------|----------|----------|------------|--------|
|                    |               |             | NO.       | YDS.       | AVG.        | LG        | TD       | NO.      | YDS.     | AVG.       | LG       | TD       |            |        |
| 09/10              | at Colts      | P           | 0         | 0          | 0.0         | 0         | 0        | 0        | 0        | 0.0        | 0        | 0        | W          | 31-21  |
| 09/17              | Chiefs        | P           | 0         | 0          | 0.0         | 0         | 0        | 0        | 0        | 0.0        | 0        | 0        | L          | 9-17   |
| 09/24              | Texans        | S           | 1         | 4          | 4.0         | 4         | 0        | 0        | 0        | 0.0        | 0        | 0        | L          | 17-37  |
| 10/01              | Falcons       | P           | 2         | 10         | 5.0         | 7         | 0        | 0        | 0        | 0.0        | 0        | 0        | W          | 23-7   |
| 10/08              | at Bills      | S           | 1         | 16         | 16.0        | 16        | 0        | 0        | 0        | 0.0        | 0        | 0        | W          | 25-20  |
| 10/15              | Colts         | S           | 0         | 0          | 0.0         | 0         | 0        | 0        | 0        | 0.0        | 0        | 0        | W          | 37-20  |
| 10/19              | at Saints     | P           | 0         | 0          | 0.0         | 0         | 0        | 0        | 0        | 0.0        | 0        | 0        | W          | 31-24  |
| 10/29              | at Steelers   | S           | 1         | 5          | 5.0         | 5         | 0        | 0        | 0        | 0.0        | 0        | 0        | W          | 20-10  |
| 11/12              | 49ers         | S           | 0         | 0          | 0.0         | 0         | 0        | 0        | 0        | 0.0        | 0        | 0        | L          | 3-34   |
| 11/19              | Titans        | P           | 2         | 21         | 10.5        | 14        | 0        | 0        | 0        | 0.0        | 0        | 0        | W          | 34-14  |
| 11/26              | at Texans     | P           | 3         | 55         | 18.3        | 42        | 0        | 0        | 0        | 0.0        | 0        | 0        | W          | 24-21  |
| 12/04              | Bengals       | P           | 1         | 9          | 9.0         | 9         | 0        | 0        | 0        | 0.0        | 0        | 0        | L          | 31-34+ |
| 12/10              | at Browns     | P           | 0         | 0          | 0.0         | 0         | 0        | 0        | 0        | 0.0        | 0        | 0        | L          | 27-31  |
| 12/17              | Ravens        | S           | 1         | 28         | 28.0        | 28        | 0        | 0        | 0        | 0.0        | 0        | 0        | L          | 7-23   |
| 12/24              | at Buccaneers | S           | 0         | 0          | 0.0         | 0         | 0        | 0        | 0        | 0.0        | 0        | 0        | L          | 12-30  |
| 12/31              | Panthers      | S           | 1         | 7          | 7.0         | 7         | 0        | 0        | 0        | 0.0        | 0        | 0        | W          | 26-0   |
| 01/07              | at Titans     | P           | 0         | 0          | 0.0         | 0         | 0        | 0        | 0        | 0.0        | 0        | 0        | L          | 20-28  |
| <b>2023 TOTALS</b> |               | <b>17-8</b> | <b>13</b> | <b>155</b> | <b>11.9</b> | <b>42</b> | <b>0</b> | <b>0</b> | <b>0</b> | <b>0.0</b> | <b>0</b> | <b>0</b> | <b>9-8</b> |        |

+ - Overtime





# TRE FLOWERS | 37

**POSITION:** CORNERBACK  
**HT:** 6-3 | **WT:** 200 | **DOB:** 6-2-1995  
**COLLEGE:** OKLAHOMA STATE  
**HOMETOWN:** CONVERSE, TEXAS  
**ACQ:** FA-'24  
**EXP:** 7th YEAR

 @\_Slimm7

## KEY TRANSACTIONS

- Originally drafted by Seattle in the fifth round (146th overall) of the 2018 NFL Draft
- Claimed off of waivers by Cincinnati on 10/14/21
- Signed by Cincinnati as an unrestricted free agent on 4/8/22
- Signed by Atlanta as an unrestricted free agent on 5/8/23
- Signed by Jacksonville as a free agent on 5/16/24
- Signed to Jacksonville's practice squad on 8/28/24

## PRO

### 2024 (Jaguars)

- **10/6 vs. IND:** Saw action at cornerback and recorded one tackle
- **9/29 at HOU:** Saw action on special teams
- **9/23 at BUF:** Saw action at cornerback
- **9/15 vs. CLE:** Saw action at cornerback and recorded two tackles

### 2023 (Falcons)

- Appeared in 17 games with three starts for Atlanta
- He recorded 18 tackles (12 solo), two passes defended and one tackle for loss on defense while adding three special teams tackles
- **9/10 vs. CAR:** Recorded eight tackles (four solo) against Carolina

### 2022 (Bengals)

- Appeared in 15 games for Cincinnati
- Recorded 21 tackles (14 solo), three passes defended, one interception and one fumble recovery while six tackles on special teams.
- **10/16 at N.O.:** Recorded seven tackles (three solo), setting a season-high total tackles
- **12/18 at T.B.:** Recorded one interception, marking his first since 2019
- **11/20 at PIT.:** Recorded seven tackles (three solo), tying his season-high total tackles

### 2021 (Bengals)

- He appeared in 11 games (one start) and all four playoff games for Cincinnati
- During Cincinnati's four-game Bengals Super Bowl LVI run, he recorded a team-high four tackles on special teams
- **1/9 at CLE:** Recorded seven total tackles tying his season-high

### 2021 (Seahawks)

- During the 2021, season he appeared in five games (three starts) for Seattle
- **9/26 at MIN:** Recorded seven solo tackles, which tied for the second most single-game solo tackles in his career

### 2020 (Seahawks)

- He participated in 12 games (seven starts), registering 46 tackles (37 solo), two passes defended, one forced fumble, one tackle for loss and one special teams tackle.
- **11/1 vs. MIN:** Recorded four tackles, one forced fumble and one pass defended
- **10/4 at MIA:** Recorded seven total tackles (four solo) setting a season-high

### 2019 (Seahawks)

- Started all 15 games he appeared in, recording career highs in tackles (82), passes defended (eight), interceptions (three), sacks (2.0), tackles for loss (two) and quarterback hits (two) while also adding one forced fumble and one fumble recovery.
- **11/24 at PHI:** Recorded seven tackles (six solo), three passes defended and one interception... His three passes defended set a career-high
- **9/8 vs. CIN:** Recorded a single-game career-high 10 total tackles (nine solo)

### 2018 (Seahawks)

- In his rookie campaign, he notched, 67 tackles (55 solo), six passes defended, a career-high three forced fumbles and one fumble recovery while adding another fumble recovery on special teams.





- **12/10 vs. MIN:** Record eight tackles (seven solo) and one pass defended tying his season-high
- **11/25 at CAR:** Recorded eight tackles (seven solo) and one pass defended
- **9/9 at DEN:** Recorded a team-leading eight tackles (seven solo) in his first game in the NFL

## COLLEGE

- Played five seasons (2013-2017) at Oklahoma State University in Stillwater, Oklahoma
- In 51 games at Oklahoma State, he posted 284 tackles (209 solos), 25 passes defended, eight tackles for loss, four interceptions, four forced fumbles and one fumble recovery
- Played in all 13 games in 2017 and led the team and ranked 16th in the Big 12 with 79 total tackles, eight passes defended, two interceptions, one tackle for loss and one forced fumble
- Named a team captain and honored with the Leslie O'Neal Award, presented to the teams' outstanding defensive player
- Secured second-team All-America honors by the American Football Coaches Association to become the first Oklahoma State safety to earn All-America recognition since Markelle Martin in 2011. A first-team All-Big 12 honoree as chosen by the coaches and a second-team selection by the Associated Press
- Named a second-team All-Big 12 selection in 2016 and finished with 61 tackles, a team-leading seven passes defended, two tackles for loss, two forced fumbles and one fumble recovery
- Earned the Barry Sanders Award in 2016, awarded to the player who contributes the most with the least amount of recognition
- In 2015, he started all 13 games, posting career highs in tackles (83) and tackles for loss (three), while adding seven passes defended, two interceptions and one forced fumble
- As a redshirt freshman in 2014, he appeared in all 12 games (six starts), tallying 60 tackles (44 solo), three passes defended and two tackles for loss
- Redshirted in 2013

## PERSONAL

- Attended Judson High School in Converse, Texas
- Uncle, Erik Flowers, played with several teams during his seven seasons in the NFL
- Brother, Rodney, plays football for Langston University and his sister, Aleshia Flowers, played basketball at South Florida
- Full name is Trequille Flowers
- Son of Rodney and Crystal Flowers
- Graduated in December 2017 with a degree in management and minors in sports management and marketing

### TRE FLOWERS' NFL REGULAR SEASON DEFENSIVE STATISTICS

| DATE              | TEAM     | GP                               | TACKLES   |            |            |           |          |           |            | INTERCEPTIONS |          |          |          |          |          | O. FUMB   |          |          |          | ST       |           |           |          | MISC     |          |          |          |          |   |
|-------------------|----------|----------------------------------|-----------|------------|------------|-----------|----------|-----------|------------|---------------|----------|----------|----------|----------|----------|-----------|----------|----------|----------|----------|-----------|-----------|----------|----------|----------|----------|----------|----------|---|
|                   |          |                                  | GS        | TK         | S          | A         | TFL      | YDS       | SK         | YDS           | QBH      | NO       | YDS      | LG       | TD       | PD        | FF       | FR       | TD       | YDS      | TK        | S         | A        | FF       | FR       | S        | A        |          |   |
| 2018              | Seahawks | 15                               | 15        | 67         | 55         | 12        | 0        | 0         | 0.0        | 0.0           | 0        | 0        | 0        | 0        | 0        | 6         | 3        | 1        | 0        | 0        | 0         | 0         | 0        | 0        | 0        | 0        | 1        | 0        | 0 |
| 2019              | Seahawks | 15                               | 15        | 82         | 65         | 17        | 2        | 11        | 2.0        | 11.0          | 2        | 3        | 0        | 0        | 0        | 8         | 1        | 1        | 0        | 0        | 0         | 0         | 0        | 0        | 0        | 0        | 0        | 0        | 0 |
| 2020              | Seahawks | 12                               | 7         | 46         | 37         | 9         | 1        | 2         | 0.0        | 0.0           | 0        | 0        | 0        | 0        | 2        | 1         | 0        | 0        | 0        | 0        | 1         | 0         | 1        | 0        | 0        | 0        | 0        | 0        |   |
| 2021              | Seahawks | 5                                | 3         | 16         | 15         | 1         | 0        | 0         | 0.0        | 0.0           | 0        | 0        | 0        | 0        | 0        | 0         | 0        | 0        | 0        | 0        | 0         | 0         | 0        | 0        | 0        | 0        | 0        | 0        |   |
|                   |          | Went from Seattle to Cincinnati. |           |            |            |           |          |           |            |               |          |          |          |          |          |           |          |          |          |          |           |           |          |          |          |          |          |          |   |
| 2021              | Bengals  | 1                                | 0         | 17         | 10         | 7         | 0        | 0         | 0.0        | 0.0           | 0        | 0        | 0        | 0        | 1        | 0         | 0        | 0        | 0        | 0        | 6         | 4         | 2        | 0        | 1        | 0        | 0        | 0        |   |
| 2021              | TOTAL    | 6                                | 3         | 33         | 25         | 8         | 0        | 0         | 0.0        | 0.0           | 0        | 0        | 0        | 0        | 1        | 0         | 0        | 0        | 0        | 0        | 6         | 4         | 2        | 0        | 1        | 0        | 0        | 0        |   |
| 2022              | Bengals  | 15                               | 0         | 21         | 14         | 7         | 0        | 0         | 0.0        | 0.0           | 0        | 1        | 0        | 0        | 3        | 0         | 1        | 0        | 0        | 0        | 6         | 6         | 0        | 0        | 0        | 0        | 0        | 0        |   |
| 2023              | Falcons  | 17                               | 3         | 18         | 12         | 6         | 1        | 1         | 0.0        | 0.0           | 0        | 0        | 0        | 0        | 2        | 0         | 0        | 0        | 0        | 0        | 3         | 3         | 0        | 0        | 0        | 0        | 0        | 0        |   |
| 2024              | Jaguars  | 4                                | 0         | 3          | 3          | 0         | 0        | 0         | 0.0        | 0.0           | 0        | 0        | 0        | 0        | 0        | 0         | 0        | 0        | 0        | 0        | 0         | 0         | 0        | 0        | 0        | 0        | 0        | 0        |   |
| <b>NFL TOTALS</b> |          | <b>84</b>                        | <b>43</b> | <b>270</b> | <b>211</b> | <b>59</b> | <b>4</b> | <b>14</b> | <b>2.0</b> | <b>11.0</b>   | <b>2</b> | <b>4</b> | <b>0</b> | <b>0</b> | <b>0</b> | <b>22</b> | <b>5</b> | <b>3</b> | <b>0</b> | <b>0</b> | <b>16</b> | <b>13</b> | <b>3</b> | <b>0</b> | <b>2</b> | <b>0</b> | <b>0</b> | <b>0</b> |   |

### TRE FLOWERS' NFL POSTSEASON DEFENSIVE STATISTICS

| DATE              | TEAM     | GP        | TACKLES  |           |           |          |          |          |            | INTERCEPTIONS |          |          |          |          |          | O. FUMB  |          |          |          | ST       |          |          |          | MISC     |          |          |          |          |
|-------------------|----------|-----------|----------|-----------|-----------|----------|----------|----------|------------|---------------|----------|----------|----------|----------|----------|----------|----------|----------|----------|----------|----------|----------|----------|----------|----------|----------|----------|----------|
|                   |          |           | GS       | TK        | S         | A        | TFL      | YDS      | SK         | YDS           | QBH      | NO       | YDS      | LG       | TD       | PD       | FF       | FR       | TD       | YDS      | TK       | S        | A        | FF       | FR       | S        | A        |          |
| 2018              | Seahawks | 1         | 1        | 2         | 2         | 0        | 0        | 0        | 0.0        | 0.0           | 0        | 0        | 0        | 0        | 0        | 0        | 0        | 0        | 0        | 0        | 0        | 0        | 0        | 0        | 0        | 0        | 0        | 0        |
| 2019              | Seahawks | 2         | 2        | 11        | 8         | 3        | 0        | 0        | 0.0        | 0.0           | 0        | 0        | 0        | 0        | 0        | 0        | 0        | 0        | 0        | 0        | 0        | 0        | 0        | 0        | 0        | 0        | 0        | 0        |
| 2020              | Seahawks | 1         | 0        | 0         | 0         | 0        | 0        | 0        | 0.0        | 0.0           | 0        | 0        | 0        | 0        | 0        | 0        | 0        | 0        | 0        | 0        | 1        | 1        | 0        | 0        | 0        | 0        | 0        | 0        |
| 2021              | Bengals  | 4         | 0        | 7         | 6         | 1        | 0        | 0        | 0.0        | 0.0           | 0        | 0        | 0        | 0        | 2        | 0        | 0        | 0        | 0        | 0        | 4        | 4        | 0        | 0        | 0        | 0        | 0        | 0        |
| 2022              | Bengals  | 2         | 0        | 0         | 0         | 0        | 0        | 0        | 0.0        | 0.0           | 0        | 0        | 0        | 0        | 0        | 0        | 0        | 0        | 0        | 0        | 0        | 0        | 0        | 0        | 0        | 0        | 0        | 0        |
| <b>NFL TOTALS</b> |          | <b>10</b> | <b>3</b> | <b>20</b> | <b>16</b> | <b>4</b> | <b>0</b> | <b>0</b> | <b>0.0</b> | <b>0.0</b>    | <b>0</b> | <b>0</b> | <b>0</b> | <b>0</b> | <b>2</b> | <b>0</b> | <b>0</b> | <b>0</b> | <b>0</b> | <b>0</b> | <b>5</b> | <b>5</b> | <b>0</b> | <b>0</b> | <b>0</b> | <b>0</b> | <b>0</b> | <b>0</b> |



**SINGLE-GAME HIGHS: DEFENSIVE**

**Total Tackles** 10 vs. Cincinnati Bengals, Sep 08, 2019  
8 vs. Carolina Panthers, Sep 10, 2023  
...3 more at 8.

**Solo Tackles** 9 vs. Cincinnati Bengals, Sep 08, 2019  
7 at Minnesota Vikings, Sep 26, 2021  
...3 more at 7.

**Sacks** 1.0 vs. San Francisco 49ers, Dec 29, 2019  
1.0 at San Francisco 49ers, Nov 11, 2019

**Passes Defensed** 3 at Philadelphia Eagles, Nov 24, 2019  
2 at Tampa Bay Buccaneers, Dec 18, 2022

**Forced Fumbles** 2 at Carolina Panthers, Nov 25, 2018  
1 vs. San Francisco 49ers, Nov 01, 2020  
...2 more at 1.

**Fumble Recoveries** 1 vs. Cincinnati Bengals, Sep 08, 2019  
1 at San Francisco 49ers, Dec 16, 2018

**Tackles For Loss** 1 vs. New Orleans Saints, Nov 26, 2023  
1 at Buffalo Bills, Nov 08, 2020  
...2 more at 1.

**Interceptions** 1 vs. Minnesota Vikings, Dec 02, 2019  
1 at Philadelphia Eagles, Nov 24, 2019  
...1 more at 1.

**Special Teams Tackles** 3 at Cincinnati Bengals, Dec 05, 2021  
1 at Cleveland Browns, Jan 09, 2022  
...3 more at 1.

**Special Teams Fumble Recoveries** 1 vs. Cleveland Browns, Nov 07, 2021  
1 vs. Kansas City Chiefs, Dec 23, 2018

**SINGLE-GAME HIGHS - POSTSEASON: DEFENSIVE**

**Total Tackles** 7 at Green Bay Packers, Jan 12, 2020  
4 vs. Las Vegas Raiders, Jan 15, 2022  
...1 more at 4.

**Solo Tackles** 5 at Green Bay Packers, Jan 12, 2020  
3 vs. Las Vegas Raiders, Jan 15, 2022  
...1 more at 3.

**Passes Defensed** 1 at Kansas City Chiefs, Jan 30, 2022  
1 at Tennessee Titans, Jan 22, 2022

**Special Teams Tackles** 2 at Tennessee Titans, Jan 22, 2022  
1 vs. Los Angeles Rams, Feb 13, 2022  
...2 more at 1.

**2024 GAME-BY-GAME REGULAR-SEASON STATISTICS (JAGUARS)**

| DATE               | OPPONENT    | P/S        | TACKLES                   |          |          |            |            |          |          | INTERCEPTIONS |          |          |          |          | O. FUMB  |          |          |          | ST       |          |          |          | MISC     |          | W/L      | SCORE    |            |       |
|--------------------|-------------|------------|---------------------------|----------|----------|------------|------------|----------|----------|---------------|----------|----------|----------|----------|----------|----------|----------|----------|----------|----------|----------|----------|----------|----------|----------|----------|------------|-------|
|                    |             |            | TK                        | S        | A        | SK         | YDS        | TFL      | YDS      | QBH           | NO       | YDS      | LG       | TD       | PD       | FF       | FR       | TD       | YDS      | TK       | S        | A        | FF       | FR       |          |          | S          | A     |
| 09/08              | at Dolphins |            | PRACTICE SQUAD            |          |          |            |            |          |          |               |          |          |          |          |          |          |          |          |          |          |          |          |          |          |          | L        | 17-20      |       |
| 09/15              | Browns      | P          | 2                         | 2        | 0        | 0.0        | 0.0        | 0        | 0        | 0             | 0        | 0        | 0        | 0        | 0        | 0        | 0        | 0        | 0        | 0        | 0        | 0        | 0        | 0        | 0        | 0        | L          | 13-18 |
| 09/23              | at Bills    | P          | 0                         | 0        | 0        | 0.0        | 0.0        | 0        | 0        | 0             | 0        | 0        | 0        | 0        | 0        | 0        | 0        | 0        | 0        | 0        | 0        | 0        | 0        | 0        | 0        | 0        | L          | 10-47 |
| 09/29              | at Texans   | P          | 0                         | 0        | 0        | 0.0        | 0.0        | 0        | 0        | 0             | 0        | 0        | 0        | 0        | 0        | 0        | 0        | 0        | 0        | 0        | 0        | 0        | 0        | 0        | 0        | L        | 20-24      |       |
| 10/06              | Colts       | P          | 1                         | 1        | 0        | 0.0        | 0.0        | 0        | 0        | 0             | 0        | 0        | 0        | 0        | 0        | 0        | 0        | 0        | 0        | 0        | 0        | 0        | 0        | 0        | 0        | W        | 37-34      |       |
| 10/13              | at Bears    |            | DID NOT PLAY (NON-INJURY) |          |          |            |            |          |          |               |          |          |          |          |          |          |          |          |          |          |          |          |          |          |          | L        | 16-35      |       |
| <b>2024 TOTALS</b> |             | <b>4-0</b> | <b>3</b>                  | <b>3</b> | <b>0</b> | <b>0.0</b> | <b>0.0</b> | <b>0</b> | <b>0</b> | <b>0</b>      | <b>0</b> | <b>0</b> | <b>0</b> | <b>0</b> | <b>0</b> | <b>0</b> | <b>0</b> | <b>0</b> | <b>0</b> | <b>0</b> | <b>0</b> | <b>0</b> | <b>0</b> | <b>0</b> | <b>0</b> | <b>0</b> | <b>1-5</b> |       |

**2023 GAME-BY-GAME REGULAR-SEASON STATISTICS (FALCONS)**

| DATE               | OPPONENT      | P/S         | TACKLES   |           |          |            |            |          |          | INTERCEPTIONS |          |          |          |          | O. FUMB  |          |          |          | ST       |          |          |          | MISC     |          | W/L      | SCORE       |       |       |
|--------------------|---------------|-------------|-----------|-----------|----------|------------|------------|----------|----------|---------------|----------|----------|----------|----------|----------|----------|----------|----------|----------|----------|----------|----------|----------|----------|----------|-------------|-------|-------|
|                    |               |             | TK        | S         | A        | SK         | YDS        | TFL      | YDS      | QBH           | NO       | YDS      | LG       | TD       | PD       | FF       | FR       | TD       | YDS      | TK       | S        | A        | FF       | FR       |          |             | S     | A     |
| 09/10              | Panthers      | S           | 8         | 4         | 4        | 0.0        | 0.0        | 0        | 0        | 0             | 0        | 0        | 0        | 0        | 0        | 0        | 0        | 0        | 0        | 0        | 0        | 0        | 0        | 0        | 0        | 0           | W     | 24-10 |
| 09/17              | Packers       | S           | 3         | 3         | 0        | 0.0        | 0.0        | 0        | 0        | 0             | 0        | 0        | 0        | 1        | 0        | 0        | 0        | 0        | 0        | 0        | 0        | 0        | 0        | 0        | 0        | 0           | W     | 25-24 |
| 09/24              | at Lions      | S           | 4         | 4         | 0        | 0.0        | 0.0        | 0        | 0        | 0             | 0        | 0        | 0        | 1        | 0        | 0        | 0        | 0        | 0        | 0        | 0        | 0        | 0        | 0        | 0        | L           | 6-20  |       |
| 10/01              | at Jaguars    | P           | 0         | 0         | 0        | 0.0        | 0.0        | 0        | 0        | 0             | 0        | 0        | 0        | 0        | 0        | 0        | 0        | 0        | 0        | 0        | 0        | 0        | 0        | 0        | 0        | L           | 7-23  |       |
| 10/08              | Texans        | P           | 0         | 0         | 0        | 0.0        | 0.0        | 0        | 0        | 0             | 0        | 0        | 0        | 0        | 0        | 0        | 0        | 0        | 0        | 0        | 0        | 0        | 0        | 0        | 0        | W           | 21-19 |       |
| 10/15              | Commanders    | P           | 0         | 0         | 0        | 0.0        | 0.0        | 0        | 0        | 0             | 0        | 0        | 0        | 0        | 0        | 0        | 0        | 0        | 0        | 0        | 0        | 0        | 0        | 0        | 0        | L           | 16-24 |       |
| 10/22              | at Buccaneers | P           | 0         | 0         | 0        | 0.0        | 0.0        | 0        | 0        | 0             | 0        | 0        | 0        | 0        | 0        | 0        | 0        | 0        | 0        | 0        | 0        | 0        | 0        | 0        | 0        | W           | 16-13 |       |
| 10/29              | at Titans     | P           | 0         | 0         | 0        | 0.0        | 0.0        | 0        | 0        | 0             | 0        | 0        | 0        | 0        | 0        | 0        | 0        | 0        | 0        | 0        | 0        | 0        | 0        | 0        | 0        | L           | 23-28 |       |
| 11/05              | Vikings       | P           | 0         | 0         | 0        | 0.0        | 0.0        | 0        | 0        | 0             | 0        | 0        | 0        | 0        | 0        | 0        | 0        | 0        | 0        | 0        | 0        | 0        | 0        | 0        | 0        | L           | 28-31 |       |
| 11/12              | at Cardinals  | P           | 0         | 0         | 0        | 0.0        | 0.0        | 0        | 0        | 0             | 0        | 0        | 0        | 0        | 0        | 0        | 0        | 0        | 0        | 0        | 0        | 0        | 0        | 0        | 0        | L           | 23-25 |       |
| 11/26              | Saints        | P           | 2         | 1         | 1        | 0.0        | 0.0        | 1        | 1        | 0             | 0        | 0        | 0        | 0        | 0        | 0        | 0        | 0        | 0        | 0        | 0        | 0        | 0        | 0        | 0        | W           | 24-15 |       |
| 12/03              | at Jets       | P           | 0         | 0         | 0        | 0.0        | 0.0        | 0        | 0        | 0             | 0        | 0        | 0        | 0        | 0        | 0        | 0        | 0        | 0        | 0        | 0        | 0        | 0        | 0        | 0        | W           | 13-8  |       |
| 12/10              | Buccaneers    | P           | 0         | 0         | 0        | 0.0        | 0.0        | 0        | 0        | 0             | 0        | 0        | 0        | 0        | 0        | 0        | 0        | 0        | 0        | 0        | 0        | 0        | 0        | 0        | 0        | L           | 25-29 |       |
| 12/17              | at Panthers   | P           | 0         | 0         | 0        | 0.0        | 0.0        | 0        | 0        | 0             | 0        | 0        | 0        | 0        | 0        | 0        | 0        | 0        | 0        | 0        | 0        | 0        | 0        | 0        | 0        | L           | 7-9   |       |
| 12/24              | Colts         | P           | 0         | 0         | 0        | 0.0        | 0.0        | 0        | 0        | 0             | 0        | 0        | 0        | 0        | 0        | 0        | 0        | 0        | 0        | 0        | 0        | 0        | 0        | 0        | 0        | W           | 29-10 |       |
| 12/31              | at Bears      | P           | 0         | 0         | 0        | 0.0        | 0.0        | 0        | 0        | 0             | 0        | 0        | 0        | 0        | 0        | 0        | 0        | 0        | 0        | 0        | 0        | 0        | 0        | 0        | 0        | L           | 17-37 |       |
| 01/07              | at Saints     | P           | 1         | 0         | 1        | 0.0        | 0.0        | 0        | 0        | 0             | 0        | 0        | 0        | 0        | 0        | 0        | 0        | 0        | 0        | 0        | 0        | 0        | 0        | 0        | 0        | L           | 17-48 |       |
| <b>2023 TOTALS</b> |               | <b>17-3</b> | <b>18</b> | <b>12</b> | <b>6</b> | <b>0.0</b> | <b>0.0</b> | <b>1</b> | <b>1</b> | <b>0</b>      | <b>0</b> | <b>0</b> | <b>0</b> | <b>2</b> | <b>0</b> | <b>0</b> | <b>0</b> | <b>0</b> | <b>0</b> | <b>3</b> | <b>3</b> | <b>0</b> | <b>0</b> | <b>0</b> | <b>0</b> | <b>7-10</b> |       |       |





# LUKE FORTNER | 79

**POSITION:** OFFENSIVE LINEMAN  
**HT:** 6-4 | **WT:** 307 | **DOB:** 5-15-1998  
**COLLEGE:** KENTUCKY  
**HOMETOWN:** SYLVANIA, OHIO  
**ACQ:** D3-'22  
**EXP:** 3rd YEAR

@lukefortner79  
 @lfort79

## KEY TRANSACTIONS

- Originally drafted by Jacksonville in the third round (65th overall) in the 2022 draft

## PRO

### 2024 (Jaguars)

- 10/6 vs. IND:** Saw action on special teams
- 9/29 at HOU:** Saw action on special teams
- 9/23 at BUF:** Saw action on special teams
- 9/15 vs. CLE:** Saw action on special teams
- 9/8 at MIA:** Saw action on special teams

### 2023 (Jaguars)

- Started all 17 games this season... Only missed two offensive snaps this seasons
- 11/26 at HOU:** Started at center and played all 76 offensive snaps and five snaps on special teams
- 10/8 at BUF:** Started at center and played all 88 offensive snaps and three snaps on special teams
- 9/24 vs. HOU:** Started at center and played all 73 offensive snaps and one play on special teams

### 2022 (Jaguars)

- Started all 17 regular season games and both postseason games... He did not miss an offensive snap in all 19 games he appeared in
- 1/21 at K.C.:** Started at center and played all 61 offensive snaps and four special teams snaps
- 1/14 vs. LAC:** Started at center during his first playoff appearance and played all 74 offensive snaps and three special teams snaps
- 9/25 at LAC:** Started at center and played all 76 offensive snaps and six special teams snaps

## COLLEGE

- Played in 55 career games with 36 consecutive starts
- Elected as a team captain in his sixth season and finished as a Campbell Trophy finalist
- In 2020, started in all 10 games he appeared in
- During his junior season in 2019, started 13 games at right guard
- In 2018 appeared in 11 of 13 games... Blocked for All-SEC and All-American running back, Benny Snell Jr., UK's all-time leading rusher and the first player in school history to rush for 1,000 yards in three straight seasons
- As a redshirt freshman in 2017, saw action in eight games

## PERSONAL

- Graduated from Kentucky in December of 2019 with a degree in mechanical engineering ... Completed his master's degree requirements in aerospace engineering and officially graduated in May of 2022
- Uncle, Don Svec, played football at Youngstown St.
- Along with other UK engineering students and a team of Toyota Manufacturing engineers, Fortner worked for months to help design, test and manufacture a specially-built push cart vehicle through a project called "Lift Them Up"... The push cart vehicle provided a Kentucky Children's Hospital patient the chance to both accompany the Wildcats on the Cat Walk and attend a game at Kroger Field
- His favorite athlete growing up was Cleveland Browns offensive lineman Joe Thomas

### LUKE FORTNER'S NFL REGULAR SEASON STATISTICS

| DATE              | TEAM    | GP        | GS        |
|-------------------|---------|-----------|-----------|
| 2022              | Jaguars | 17        | 17        |
| 2023              | Jaguars | 17        | 17        |
| 2024              | Jaguars | 6         | 0         |
| <b>NFL TOTALS</b> |         | <b>40</b> | <b>34</b> |

### LUKE FORTNER'S NFL POSTSEASON STATISTICS

| DATE              | TEAM    | GP       | GS       |
|-------------------|---------|----------|----------|
| 2022              | Jaguars | 2        | 2        |
| <b>NFL TOTALS</b> |         | <b>2</b> | <b>2</b> |



**2024 GAME-BY-GAME REGULAR-SEASON STATISTICS (JAGUARS)**

| DATE               | OPPONENT    | P/S        | W/L        | SCORE |
|--------------------|-------------|------------|------------|-------|
| 09/08              | at Dolphins | P          | L          | 17-20 |
| 09/15              | Browns      | P          | L          | 13-18 |
| 09/23              | at Bills    | P          | L          | 10-47 |
| 09/29              | at Texans   | P          | L          | 20-24 |
| 10/06              | Colts       | P          | W          | 37-34 |
| 10/13              | at Bears    | P          | L          | 16-35 |
| <b>2024 TOTALS</b> |             | <b>6-0</b> | <b>1-5</b> |       |

**2023 GAME-BY-GAME REGULAR-SEASON STATISTICS (JAGUARS)**

| DATE               | OPPONENT      | P/S          | W/L        | SCORE  |
|--------------------|---------------|--------------|------------|--------|
| 09/10              | at Colts      | S            | W          | 31-21  |
| 09/17              | Chiefs        | S            | L          | 9-17   |
| 09/24              | Texans        | S            | L          | 17-37  |
| 10/01              | Falcons       | S            | W          | 23-7   |
| 10/08              | at Bills      | S            | W          | 25-20  |
| 10/15              | Colts         | S            | W          | 37-20  |
| 10/19              | at Saints     | S            | W          | 31-24  |
| 10/29              | at Steelers   | S            | W          | 20-10  |
| 11/12              | 49ers         | S            | L          | 3-34   |
| 11/19              | Titans        | S            | W          | 34-14  |
| 11/26              | at Texans     | S            | W          | 24-21  |
| 12/04              | Bengals       | S            | L          | 31-34+ |
| 12/10              | at Browns     | S            | L          | 27-31  |
| 12/17              | Ravens        | S            | L          | 7-23   |
| 12/24              | at Buccaneers | S            | L          | 12-30  |
| 12/31              | Panthers      | S            | W          | 26-0   |
| 01/07              | at Titans     | S            | L          | 20-28  |
| <b>2023 TOTALS</b> |               | <b>17-17</b> | <b>9-8</b> |        |

+ - Overtime





# JAVON FOSTER | 62

**POSITION:** OFFENSIVE LINEMAN  
**HT:** 6-5 | **WT:** 313 | **DOB:** 3-31-2000  
**COLLEGE:** MISSOURI  
**HOMETOWN:** DETROIT, MICH.  
**ACQ:** D4-'24  
**EXP:** R

@\_ybvon  
 @\_ybvon

## KEY TRANSACTIONS

- Originally drafted by Jacksonville in the fourth round (114th overall) in the 2024 draft

## PRO

### 2024 (Jaguars)

- 10/6 vs. IND: Inactive
- 9/29 at HOU: Inactive
- 9/23 at BUF: Inactive
- 9/15 vs. CLE: Inactive
- 9/8 at MIA: Inactive

## COLLEGE

- During the 2023 season, he was named Third-Team All-America (AP), 2023 First-Team All-SEC (AP and Coaches), and was a Joe Moore Award Semifinalist
- Appeared in 49 games with 38-straight starts

## PERSONAL

- Attended West Bloomfield High School

### JAVON FOSTER'S NFL REGULAR SEASON STATISTICS

| DATE              | TEAM    | GP       | GS       |
|-------------------|---------|----------|----------|
| 2024              | Jaguars | 0        | 0        |
| <b>NFL TOTALS</b> |         | <b>0</b> | <b>0</b> |

### 2024 GAME-BY-GAME REGULAR-SEASON STATISTICS (JAGUARS)

| DATE               | OPPONENT    | P/S        | W/L | SCORE      |
|--------------------|-------------|------------|-----|------------|
| 09/08              | at Dolphins |            | L   | 17-20      |
| 09/15              | Browns      |            | L   | 13-18      |
| 09/23              | at Bills    |            | L   | 10-47      |
| 09/29              | at Texans   |            | L   | 20-24      |
| 10/06              | Colts       |            | W   | 37-34      |
| 10/13              | at Bears    |            | L   | 16-35      |
| <b>2024 TOTALS</b> |             | <b>0-0</b> |     | <b>1-5</b> |

### JAVON FOSTER'S COLLEGE STATISTICS

| DATE          | TEAM     | GP        | GS        |
|---------------|----------|-----------|-----------|
| 2019          | Missouri | 2         | 0         |
| 2020          | Missouri | 9         | 2         |
| 2021          | Missouri | 13        | 13        |
| 2022          | Missouri | 12        | 12        |
| 2023          | Missouri | 13        | 13        |
| <b>TOTALS</b> |          | <b>49</b> | <b>40</b> |



**COLLEGE 2023 GAME-BY-GAME STATISTICS (MISSOURI)**

| <b>DATE</b>        | <b>OPPONENT</b> | <b>P/S</b>   | <b>W/L</b>  | <b>SCORE</b> |
|--------------------|-----------------|--------------|-------------|--------------|
| 08/31              | South Dakota    | S            | W           | 35-10        |
| 09/09              | Middle Tenn.    | S            | W           | 23-19        |
| 09/16              | Kansas St.      | S            | W           | 30-27        |
| 09/23              | Memphis         | S            | W           | 34-27        |
| 09/30              | at Vanderbilt   | S            | W           | 38-21        |
| 10/07              | LSU             | S            | L           | 39-49        |
| 10/14              | at Kentucky     | S            | W           | 38-21        |
| 10/21              | South Carolina  | S            | W           | 34-12        |
| 11/04              | at Georgia      | S            | L           | 21-30        |
| 11/11              | Tennessee       | S            | W           | 36-7         |
| 11/18              | Florida         | S            | W           | 33-31        |
| 11/24              | at Arkansas     | S            | W           | 48-14        |
| 12/29              | at Ohio St.     | S            | W           | 14-3         |
| <b>2023 TOTALS</b> |                 | <b>13-13</b> | <b>11-2</b> |              |





## DAVON HAMILTON | 52

**POSITION:** DEFENSIVE TACKLE


**HT:** 6-4 | **WT:** 335 | **DOB:** 2-1-1997

**COLLEGE:** OHIO STATE

**HOMETOWN:** PICKERINGTON, OHIO

**ACQ:** D3-'20

**EXP:** 5th YEAR

 @dmhamilton53

 @davonhamilton53

### KEY TRANSACTIONS

- Originally selected by Jacksonville in the third round (73rd overall) of the 2020 draft

### PRO

#### 2024 (Jaguars)

- **10/6 vs. IND:** Started at defensive tackle and registered two tackles (one solo)
- **9/29 at HOU:** Saw action on defense and recorded two tackles (one solo)
- **9/23 at BUF:** Saw action on defense and special teams
- **9/15 vs. CLE:** Recorded two tackles and one quarterback hit
- **9/8 at MIA:** Started at defensive tackle and recorded one solo tackle and one tackle for loss

#### 2023 (Jaguars)

- Saw action in eight games (two starts) after opening the season on injured reserve... Recorded 12 tackles (seven solo), including one for loss
- **1/7 at TEN:** Recorded a season-high four total tackles (three solo) and saw action on special teams
- **12/24 at T.B.:** Posted three solo tackles and one tackle for loss

#### 2022 (Jaguars)

- Saw action in all 17 regular season games with 14 starts and started both postseason games... In the regular season he posted 56 tackles (27 solo), five tackles for loss, 2.5 sacks and one pass defended... In the postseason he posted eight tackles (three solo), two passes defended, one tackle for loss, and one quarterback hit
- **1/21 at K.C.:** Started at defensive tackle and posted five tackles (three solo), including one tackle for loss, one QB hit, and one pass defended
- **12/22 at NYJ:** Started at defensive tackle and recorded four tackles (two solo) and 1.0 sack
- **11/27 vs. BAL:** Saw action on defense and on special teams and recorded three tackles (one solo) including one tackle for loss, 1.0 sack, one forced fumble, and one fumble recovery

#### 2021 (Jaguars)

- Finished the season with 46 total tackles (26 solo) including two tackles for loss and two passes defended in 16 games (eight starts)
- **12/19 vs. HOU:** Started at defensive tackle and recorded three solo tackles, including one tackle for loss, and one pass defended
- **10/10 vs. TEN:** Started at defensive tackle and tied for a team-high seven total tackles (five solo) and one pass defended

#### 2020 (Jaguars)

- Saw action in 11 games during his rookie campaign, starting five, and totaled 30 tackles (14 solo), 1.0 sack, one fumble recovery, one pass defended and one tackle for loss... Placed on injured reserve on Dec. 5 with a knee injury
- **10/25 at LAC:** Started at defensive end and posted a career-high eight tackles, including one tackle for loss, and two quarterback hits
- **10/4 at CIN:** Saw action at defensive tackle and collected a career-high five tackles

### COLLEGE

- Played in 54 games with 17 starts during four seasons at Ohio State, accumulating 21 tackles for loss and 7.0 sacks
- Competed at the 2020 Senior Bowl
- Posted 33 reps on the bench press at the 2020 Combine, the most of any defensive lineman

### PERSONAL

- In July 2024, participated on a mission trip to Zimbabwe
- Named First-Team Associated Press All-State in 2014 after a 67-tackle, 13-tackle-for-loss season while helping Pickerington to an 11-1 record and into the second round of the state playoffs
- Named the Ohio Capital Conference's Ohio Division Player of the Year and Division I Central District Player of the Year as a senior
- Son of Sabrina and Damian Hamilton
- He and his wife Julia have one child, Ace
- Younger brother, Ty, is a senior at Ohio State
- Has two dogs- Charlie and Woods



**DAVON HAMILTON'S NFL REGULAR SEASON DEFENSIVE STATISTICS**

| DATE              | TEAM    | GP        | GS        | TACKLES    |           |           |           |           |            |             | INTERCEPTIONS |          |          |          |          | O. FUMB  |          |          |          | ST       |          |          |          | MISC     |          |          |   |
|-------------------|---------|-----------|-----------|------------|-----------|-----------|-----------|-----------|------------|-------------|---------------|----------|----------|----------|----------|----------|----------|----------|----------|----------|----------|----------|----------|----------|----------|----------|---|
|                   |         |           |           | TK         | S         | A         | TFL       | YDS       | SK         | YDS         | QBH           | NO       | YDS      | LG       | TD       | PD       | FF       | FR       | TD       | YDS      | TK       | S        | A        | FF       | FR       | S        | A |
| 2020              | Jaguars | 11        | 6         | 30         | 14        | 16        | 2         | 11        | 1.0        | 10.0        | 5             | 0        | 0        | 0        | 0        | 1        | 0        | 1        | 0        | 0        | 0        | 0        | 0        | 0        | 0        | 0        | 0 |
| 2021              | Jaguars | 16        | 8         | 46         | 26        | 20        | 2         | 13        | 1.0        | 12.0        | 2             | 0        | 0        | 0        | 0        | 2        | 0        | 1        | 0        | 0        | 0        | 0        | 0        | 0        | 0        | 0        |   |
| 2022              | Jaguars | 17        | 14        | 56         | 27        | 29        | 5         | 10        | 2.5        | 7.0         | 6             | 0        | 0        | 0        | 0        | 1        | 1        | 1        | 0        | 0        | 0        | 0        | 0        | 0        | 0        | 0        |   |
| 2023              | Jaguars | 8         | 2         | 12         | 7         | 5         | 1         | 4         | 0.0        | 0.0         | 0             | 0        | 0        | 0        | 0        | 0        | 0        | 0        | 0        | 0        | 0        | 0        | 0        | 0        | 0        | 0        |   |
| 2024              | Jaguars | 6         | 3         | 9          | 7         | 2         | 2         | 3         | 0.0        | 0.0         | 1             | 0        | 0        | 0        | 0        | 0        | 0        | 0        | 0        | 0        | 0        | 0        | 0        | 0        | 0        | 0        |   |
| <b>NFL TOTALS</b> |         | <b>58</b> | <b>33</b> | <b>153</b> | <b>81</b> | <b>72</b> | <b>12</b> | <b>41</b> | <b>4.5</b> | <b>29.0</b> | <b>14</b>     | <b>0</b> | <b>0</b> | <b>0</b> | <b>0</b> | <b>4</b> | <b>1</b> | <b>3</b> | <b>0</b> | <b>0</b> | <b>0</b> | <b>0</b> | <b>0</b> | <b>0</b> | <b>0</b> | <b>0</b> |   |

**DAVON HAMILTON'S NFL POSTSEASON DEFENSIVE STATISTICS**

| DATE              | TEAM    | GP       | GS       | TACKLES  |          |          |          |          |            |            | INTERCEPTIONS |          |          |          |          | O. FUMB  |          |          |          | ST       |          |          |          | MISC     |          |          |
|-------------------|---------|----------|----------|----------|----------|----------|----------|----------|------------|------------|---------------|----------|----------|----------|----------|----------|----------|----------|----------|----------|----------|----------|----------|----------|----------|----------|
|                   |         |          |          | TK       | S        | A        | TFL      | YDS      | SK         | YDS        | QBH           | NO       | YDS      | LG       | TD       | PD       | FF       | FR       | TD       | YDS      | TK       | S        | A        | FF       | FR       | S        |
| 2022              | Jaguars | 2        | 2        | 8        | 3        | 5        | 1        | 3        | 0.0        | 0.0        | 1             | 0        | 0        | 0        | 0        | 2        | 0        | 0        | 0        | 0        | 0        | 0        | 0        | 0        | 0        | 0        |
| <b>NFL TOTALS</b> |         | <b>2</b> | <b>2</b> | <b>8</b> | <b>3</b> | <b>5</b> | <b>1</b> | <b>3</b> | <b>0.0</b> | <b>0.0</b> | <b>1</b>      | <b>0</b> | <b>0</b> | <b>0</b> | <b>0</b> | <b>2</b> | <b>0</b> | <b>0</b> | <b>0</b> | <b>0</b> | <b>0</b> | <b>0</b> | <b>0</b> | <b>0</b> | <b>0</b> | <b>0</b> |

**SINGLE-GAME HIGHS: DEFENSIVE**

|                        |  |                          |   |
|------------------------|--|--------------------------|---|
| <b>Total Tackles</b>   | 8 at Los Angeles Chargers, Oct 25, 2020<br>7 vs. New York Giants, Oct 23, 2022<br>...1 more at 7.  | <b>Forced Fumbles</b>    | 1 vs. Baltimore Ravens, Nov 27, 2022  |
| <b>Solo Tackles</b>    | 4 at New England Patriots, Jan 02, 2022<br>4 vs. Tennessee Titans, Oct 10, 2021<br>...2 more at 4. | <b>Fumble Recoveries</b> | 1 vs. Indianapolis Colts, Jan 09, 2022<br>1 vs. Houston Texans, Nov 08, 2020                |
| <b>Sacks</b>           | 1.0 at New York Jets, Dec 22, 2022<br>1.0 vs. Baltimore Ravens, Nov 27, 2022<br>...2 more at 1.0.  | <b>Tackles For Loss</b>  | 1 at New York Jets, Dec 22, 2022<br>1 vs. Baltimore Ravens, Nov 27, 2022<br>...7 more at 1. |
| <b>Passes Defensed</b> | 1 vs. Dallas Cowboys, Dec 18, 2022<br>1 vs. Houston Texans, Dec 19, 2021<br>...2 more at 1.        |                          |   |

**SINGLE-GAME HIGHS - POSTSEASON: DEFENSIVE**

|                      |   |                         |  |
|----------------------|---|-------------------------|--|
| <b>Total Tackles</b> | 5 at Kansas City Chiefs, Jan 21, 2023<br>3 vs. Los Angeles Chargers, Jan 14, 2023 | <b>Passes Defensed</b>  | 1 vs. Los Angeles Chargers, Jan 14, 2023 |
| <b>Solo Tackles</b>  | 3 at Kansas City Chiefs, Jan 21, 2023   | <b>Tackles For Loss</b> | 1 at Kansas City Chiefs, Jan 21, 2023    |

**2024 GAME-BY-GAME REGULAR-SEASON STATISTICS (JAGUARS)**

| DATE               | OPPONENT    | P/S        | TACKLES  |          |          |            |            |          |          | INTERCEPTIONS |          |          |          |          | O. FUMB  |          |          |          | ST       |          |          |          | MISC     |          |          |            |       |       |
|--------------------|-------------|------------|----------|----------|----------|------------|------------|----------|----------|---------------|----------|----------|----------|----------|----------|----------|----------|----------|----------|----------|----------|----------|----------|----------|----------|------------|-------|-------|
|                    |             |            | TK       | S        | A        | SK         | YDS        | TFL      | YDS      | QBH           | NO       | YDS      | LG       | TD       | PD       | FF       | FR       | TD       | YDS      | TK       | S        | A        | FF       | FR       | S        | A          | W/L   | SCORE |
| 09/08              | at Dolphins | S          | 1        | 1        | 0        | 0.0        | 0.0        | 1        | 1        | 0             | 0        | 0        | 0        | 0        | 0        | 0        | 0        | 0        | 0        | 0        | 0        | 0        | 0        | 0        | 0        | 0          | L     | 17-20 |
| 09/15              | Browns      | P          | 2        | 2        | 0        | 0.0        | 0.0        | 0        | 0        | 1             | 0        | 0        | 0        | 0        | 0        | 0        | 0        | 0        | 0        | 0        | 0        | 0        | 0        | 0        | 0        | L          | 13-18 |       |
| 09/23              | at Bills    | P          | 0        | 0        | 0        | 0.0        | 0.0        | 0        | 0        | 0             | 0        | 0        | 0        | 0        | 0        | 0        | 0        | 0        | 0        | 0        | 0        | 0        | 0        | 0        | L        | 10-47      |       |       |
| 09/29              | at Texans   | P          | 2        | 1        | 1        | 0.0        | 0.0        | 0        | 0        | 0             | 0        | 0        | 0        | 0        | 0        | 0        | 0        | 0        | 0        | 0        | 0        | 0        | 0        | 0        | L        | 20-24      |       |       |
| 10/06              | Colts       | S          | 2        | 1        | 1        | 0.0        | 0.0        | 0        | 0        | 0             | 0        | 0        | 0        | 0        | 0        | 0        | 0        | 0        | 0        | 0        | 0        | 0        | 0        | 0        | W        | 37-34      |       |       |
| 10/13              | at Bears    | S          | 2        | 2        | 0        | 0.0        | 0.0        | 1        | 2        | 0             | 0        | 0        | 0        | 0        | 0        | 0        | 0        | 0        | 0        | 0        | 0        | 0        | 0        | 0        | L        | 16-35      |       |       |
| <b>2024 TOTALS</b> |             | <b>6-3</b> | <b>9</b> | <b>7</b> | <b>2</b> | <b>0.0</b> | <b>0.0</b> | <b>2</b> | <b>3</b> | <b>1</b>      | <b>0</b> | <b>0</b> | <b>0</b> | <b>0</b> | <b>0</b> | <b>0</b> | <b>0</b> | <b>0</b> | <b>0</b> | <b>0</b> | <b>0</b> | <b>0</b> | <b>0</b> | <b>0</b> | <b>0</b> | <b>1-5</b> |       |       |





2023 GAME-BY-GAME REGULAR-SEASON STATISTICS (JAGUARS)

| DATE               | OPPONENT      | P/S        | TACKLES   |          |          |            |            |          |          | INTERCEPTIONS |          |          |          |          | O. FUMB  |          |          |          | ST       |          |          |          | MISC     |          | W/L      | SCORE      |       |        |
|--------------------|---------------|------------|-----------|----------|----------|------------|------------|----------|----------|---------------|----------|----------|----------|----------|----------|----------|----------|----------|----------|----------|----------|----------|----------|----------|----------|------------|-------|--------|
|                    |               |            | TK        | S        | A        | SK         | YDS        | TFL      | YDS      | QBH           | NO       | YDS      | LG       | TD       | PD       | FF       | FR       | TD       | YDS      | TK       | S        | A        | FF       | FR       |          |            | S     | A      |
| 09/10              | at Colts      |            |           |          |          |            |            |          |          |               |          |          |          |          |          |          |          |          |          |          |          |          |          |          |          | W          | 31-21 |        |
| 09/17              | Chiefs        |            |           |          |          |            |            |          |          |               |          |          |          |          |          |          |          |          |          |          |          |          |          |          |          | L          | 9-17  |        |
| 09/24              | Texans        |            |           |          |          |            |            |          |          |               |          |          |          |          |          |          |          |          |          |          |          |          |          |          |          | L          | 17-37 |        |
| 10/01              | Falcons       |            |           |          |          |            |            |          |          |               |          |          |          |          |          |          |          |          |          |          |          |          |          |          |          | W          | 23-7  |        |
| 10/08              | at Bills      |            |           |          |          |            |            |          |          |               |          |          |          |          |          |          |          |          |          |          |          |          |          |          |          | W          | 25-20 |        |
| 10/15              | Colts         |            |           |          |          |            |            |          |          |               |          |          |          |          |          |          |          |          |          |          |          |          |          |          |          | W          | 37-20 |        |
| 10/19              | at Saints     |            |           |          |          |            |            |          |          |               |          |          |          |          |          |          |          |          |          |          |          |          |          |          |          | W          | 31-24 |        |
| 10/29              | at Steelers   | P          | 0         | 0        | 0        | 0.0        | 0.0        | 0        | 0        | 0             | 0        | 0        | 0        | 0        | 0        | 0        | 0        | 0        | 0        | 0        | 0        | 0        | 0        | 0        | 0        | 0          | W     | 20-10  |
| 11/12              | 49ers         | P          | 1         | 0        | 1        | 0.0        | 0.0        | 0        | 0        | 0             | 0        | 0        | 0        | 0        | 0        | 0        | 0        | 0        | 0        | 0        | 0        | 0        | 0        | 0        | 0        | 0          | L     | 3-34   |
| 11/19              | Titans        |            |           |          |          |            |            |          |          |               |          |          |          |          |          |          |          |          |          |          |          |          |          |          |          | W          | 34-14 |        |
| 11/26              | at Texans     |            |           |          |          |            |            |          |          |               |          |          |          |          |          |          |          |          |          |          |          |          |          |          |          | W          | 24-21 |        |
| 12/04              | Bengals       | P          | 1         | 0        | 1        | 0.0        | 0.0        | 0        | 0        | 0             | 0        | 0        | 0        | 0        | 0        | 0        | 0        | 0        | 0        | 0        | 0        | 0        | 0        | 0        | 0        | 0          | L     | 31-34+ |
| 12/10              | at Browns     | S          | 0         | 0        | 0        | 0.0        | 0.0        | 0        | 0        | 0             | 0        | 0        | 0        | 0        | 0        | 0        | 0        | 0        | 0        | 0        | 0        | 0        | 0        | 0        | 0        | 0          | L     | 27-31  |
| 12/17              | Ravens        | S          | 3         | 1        | 2        | 0.0        | 0.0        | 0        | 0        | 0             | 0        | 0        | 0        | 0        | 0        | 0        | 0        | 0        | 0        | 0        | 0        | 0        | 0        | 0        | 0        | 0          | L     | 7-23   |
| 12/24              | at Buccaneers | P          | 3         | 3        | 0        | 0.0        | 0.0        | 1        | 4        | 0             | 0        | 0        | 0        | 0        | 0        | 0        | 0        | 0        | 0        | 0        | 0        | 0        | 0        | 0        | 0        | 0          | L     | 12-30  |
| 12/31              | Panthers      | P          | 0         | 0        | 0        | 0.0        | 0.0        | 0        | 0        | 0             | 0        | 0        | 0        | 0        | 0        | 0        | 0        | 0        | 0        | 0        | 0        | 0        | 0        | 0        | 0        | 0          | W     | 26-0   |
| 01/07              | at Titans     | P          | 4         | 3        | 1        | 0.0        | 0.0        | 0        | 0        | 0             | 0        | 0        | 0        | 0        | 0        | 0        | 0        | 0        | 0        | 0        | 0        | 0        | 0        | 0        | 0        | 0          | L     | 20-28  |
| <b>2023 TOTALS</b> |               | <b>8-2</b> | <b>12</b> | <b>7</b> | <b>5</b> | <b>0.0</b> | <b>0.0</b> | <b>1</b> | <b>4</b> | <b>0</b>      | <b>0</b> | <b>0</b> | <b>0</b> | <b>0</b> | <b>0</b> | <b>0</b> | <b>0</b> | <b>0</b> | <b>0</b> | <b>0</b> | <b>0</b> | <b>0</b> | <b>0</b> | <b>0</b> | <b>0</b> | <b>9-8</b> |       |        |

+ - Overtime





# ANTON HARRISON | 77

**POSITION:** OFFENSIVE LINEMAN  
**HT:** 6-4 | **WT:** 315 | **DOB:** 2-2-2002  
**COLLEGE:** OKLAHOMA  
**HOMETOWN:** WASHINGTON, D.C.  
**ACQ:** D1-'23  
**EXP:** 2nd YEAR

Ayee\_Tonn  
 ayeetonn

## KEY TRANSACTIONS

- Originally drafted by Jacksonville in the first round (27th overall) of the 2023 Draft

## PRO

### 2024 (Jaguars)

- 10/6 vs. IND:** Started at right tackle and played all 58 offensive snaps
- 9/29 at HOU:** Started at right tackle and played all 58 offensive snaps
- 9/23 at BUF:** Started at right guard and played 47 offensive snaps before exiting due to injury
- 9/15 vs. CLE:** Started at right tackle and played all 60 offensive snaps
- 9/8 at MIA:** Started at right tackle and played all 53 offensive snaps

### 2023 (Jaguars)

- Started all 17 games at right tackle
- 12/10 at CLE:** Started at right tackle and played all 76 offensive snaps and three snaps on special teams
- 11/26 at HOU:** Started at right tackle and played all 76 offensive snaps and five snaps on special teams
- 10/8 at BUF:** Started at right tackle and played all 88 offensive snaps and three snaps on special teams

## COLLEGE

- Played in 34 career games and made 24 starts in three seasons
- Started 23 games at left tackle and one game at right tackle
- Named to the All-Big 12 First Team by the league's coaches and AP in 2022
- In 2022, allowed just one sack and no QB hits in 447 pass-blocking plays

## PERSONAL

- Was the No. 3 recruit in the Washington, D.C., area by Rivals, No. 4 by ESPN and No. 5 by 247Sports coming out of high school
- Was a dual athlete at Archbishop Carroll Catholic High School and was offered to play both basketball and football at the University of Maryland before deciding to commit to the University of Oklahoma
- Son of Andre Harrison and Crystal Wiley... Has two brothers Donte Harrison and Mehki Moore
- Majored in human relations
- Passionate about his controversial food takes stating that pineapples do not go on pizza and sugar belongs on spaghetti

## ANTON HARRISON'S NFL REGULAR SEASON STATISTICS

| DATE              | TEAM    | GP        | GS        |
|-------------------|---------|-----------|-----------|
| 2023              | Jaguars | 17        | 17        |
| 2024              | Jaguars | 6         | 6         |
| <b>NFL TOTALS</b> |         | <b>23</b> | <b>23</b> |

## 2024 GAME-BY-GAME REGULAR-SEASON STATISTICS (JAGUARS)

| DATE               | OPPONENT    | P/S        | W/L        | SCORE |
|--------------------|-------------|------------|------------|-------|
| 09/08              | at Dolphins | S          | L          | 17-20 |
| 09/15              | Browns      | S          | L          | 13-18 |
| 09/23              | at Bills    | S          | L          | 10-47 |
| 09/29              | at Texans   | S          | L          | 20-24 |
| 10/06              | Colts       | S          | W          | 37-34 |
| 10/13              | at Bears    | S          | L          | 16-35 |
| <b>2024 TOTALS</b> |             | <b>6-6</b> | <b>1-5</b> |       |



**2023 GAME-BY-GAME REGULAR-SEASON STATISTICS (JAGUARS)**

| DATE               | OPPONENT      | P/S          | W/L        | SCORE  |
|--------------------|---------------|--------------|------------|--------|
| 09/10              | at Colts      | S            | W          | 31-21  |
| 09/17              | Chiefs        | S            | L          | 9-17   |
| 09/24              | Texans        | S            | L          | 17-37  |
| 10/01              | Falcons       | S            | W          | 23-7   |
| 10/08              | at Bills      | S            | W          | 25-20  |
| 10/15              | Colts         | S            | W          | 37-20  |
| 10/19              | at Saints     | S            | W          | 31-24  |
| 10/29              | at Steelers   | S            | W          | 20-10  |
| 11/12              | 49ers         | S            | L          | 3-34   |
| 11/19              | Titans        | S            | W          | 34-14  |
| 11/26              | at Texans     | S            | W          | 24-21  |
| 12/04              | Bengals       | S            | L          | 31-34+ |
| 12/10              | at Browns     | S            | L          | 27-31  |
| 12/17              | Ravens        | S            | L          | 7-23   |
| 12/24              | at Buccaneers | S            | L          | 12-30  |
| 12/31              | Panthers      | S            | W          | 26-0   |
| 01/07              | at Titans     | S            | L          | 20-28  |
| <b>2023 TOTALS</b> |               | <b>17-17</b> | <b>9-8</b> |        |

+ - Overtime





# JOSH HINES-ALLEN | 41

**POSITION:** DEFENSIVE END  
**HT:** 6-5 | **WT:** 255 | **DOB:** 7-13-1997  
**COLLEGE:** KENTUCKY  
**HOMETOWN:** MONTCLAIR, N.J.  
**ACQ:** D1-'19  
**EXP:** 6th YEAR

 @JoshAllen41\_  
 joshallen\_41



## KEY TRANSACTIONS

- Originally drafted by Jacksonville in the first round (7th overall) in the 2019 draft
- Resigned with Jacksonville on 4/10/24

## PRO

- Hines-Allen's 24-game streak of one or more quarterback pressures is currently ranked third in franchise history, behind himself (34) and DE Travon Walker (30), and tied for 10th among active streaks in the NFL

### 2024 (Jaguars)

- Was named a captain for the 2024 season
- **10/6 vs. IND:** Amassed three solo tackles, one tackle for loss, one quarterback hit, 1.0 sack and one fumble recovery
- **9/29 at HOU:** Registered three tackles (two solo) and two quarterback hits... Totaled six quarterback pressures, per TruMedia
- **9/23 at BUF:** Started at defensive end and registered three tackles (one solo)
- **9/15 vs. CLE:** Recorded four total tackles (three solo), four quarterback hits, one tackle for loss and 1.0 sack for a loss of five yards... Totaled five quarterback pressures per TruMedia
- **9/8 at MIA:** Started at defensive end and recorded two tackles and one pass defended

### 2023 (Jaguars)

- Started all 17 games and finished the season with 66 tackles (43 solo), 33 quarterback hits, 17.5 sacks, 17 tackles for loss, two forced fumbles, one interception and one pass defended
- His 17.5 sacks were a single-season franchise record and tied for second-most in the NFL
- Surpassed DL Yannick Ngakoue for second place in franchise history with 45.0 sacks
- Became the second player since 1982 to record four games with at least 2.5 sacks within a season, joining Pro Football Hall of Famer Lawrence Taylor (four games in 1986)
- Voted to his second Pro Bowl
- **12/31 vs. CAR:** Started at outside linebacker and posted six total tackles (five solo), four passes defended and 3.0 sacks... Marked his third time recording at least 3.0 sacks in a single game, the most in franchise history
- **10/1 vs. ATL:** Recorded 3.0 sacks for the second time this season... Posted one forced fumble... Set the record for most sacks by a Jaguars player in the first four games of a season in franchise history
- **9/10 at IND:** Posted 3.0 sacks, recording the second-most single-game sacks by a Jaguars player in Week 1... Set a single-game career high in sacks with 3.0... Recorded 10 total tackles (eight solo)

### 2022 (Jaguars)

- Voted a team captain for the 2022 season
- Started all 17 regular season games and both postseason games... In the regular season, he posted 58 tackles (36 solo), 11 tackles for loss, 7.0 sacks, four forced fumbles and two fumble recoveries, one leading to a 38-yard return for a touchdown... In the postseason, he started both games and posted 11 tackles (four solo), 1.0 sack, and one tackle for loss
- **1/7 vs. TEN:** Started at outside linebacker and posted six tackles (four solo), including one tackle for loss, 1.0 sack, two QB hits, one forced fumble, and one fumble recovery that was returned 38 yards for his first career touchdown... His 38-yard touchdown return was the Jaguars longest fumble recovery for a touchdown since LB Telvin Smith returned a fumble for a 50-yard touchdown against the Steelers in the Divisional Round on 1/14/2018
- **9/25 at LAC:** Recorded a career-high eight QB pressures in the game, according to NextGen Stats, bringing his season total to 15
- **9/18 vs. IND:** Recorded 2.0 sacks, marking his second consecutive home game with at least 2.0 sacks... Hines-Allen forced a fumble for the second consecutive week, joining DE Yannick Ngakoue and DE Andre Branch as the only players to record two forced fumbles through the first two weeks of a season

### 2021 (Jaguars)

- Voted a team captain for the 2021 season
- **1/9 vs. IND:** Sacked QB Carson Wentz twice in the first half, marking the fourth multi-sack game of his career... Finished the game with four total tackles (three solo), including 2.0 sacks
- **11/7 vs. BUF:** Finished the game with a career-high eight tackles, including two tackles for loss and 1.0 sack... Hines-Allen also recorded the first INT of his career, becoming the second defensive lineman in franchise history to post at least 1.0 sack, one INT and one fumble recovery in a single game (DE Tony Brackens)... Hines-Allen is the only player in the NFL over the last three seasons (2019-21) to



accomplish the feat... Prior to his name change, Hines-Allen sacked Bills QB Josh Allen, marking the first time a player sacked a QB with the same first and last name in NFL history

- **9/12 at HOU:** Started at outside linebacker and recorded five total tackles, including 1.0 sack, and two QB hits... With his sack, Hines-Allen joined DE Yannick Ngakoue and DE Tony Brackens as the only players in franchise history to tally at least 14.0 sacks in their first 25 career games

**2020 (Jaguars)**

- Saw action in eight games, making seven starts
- Tallied 13 tackles (seven solo), 2.5 sacks, two tackles for loss and one pass defended
- Named team captain as voted on by his teammates
- Placed on injured reserve on Nov. 24 with a knee injury
- **11/8 vs. HOU:** Started at defensive end and made four tackles, including a half-sack
- **9/24 vs. MIA:** Started at defensive end and tallied two solo tackles, including his first sack of the season

**2019 (Jaguars)**

- Appeared in all 16 games, making four starts, during his rookie campaign
- Became the seventh player in franchise history to compile double-digit sacks in a season
- Amassed 44 tackles (31 solo), 11 tackles for loss, 10.5 sacks and two forced fumbles
- Finished the year second on the team with 11 tackles for loss... His 10.5 sacks recorded in 2019 led all NFL rookies and were the most by a rookie in franchise history
- One of five NFL players over the last 10 seasons to post at least 10.0 sacks and multiple forced fumbles in their rookie seasons
- Became the first rookie in Jaguars history to make the Pro Bowl
- **12/15 at OAK:** Saw action at DE and tallied three tackles (two solo), including 1.0 sack, his 10th of the season
- **10/27 vs. NYJ:** Saw action at DE, amassing 2.0 sacks, one tackle for loss and a forced fumble... Became the first Jaguars rookie since DE Yannick Ngakoue in 2016 to post at least 1.0 sack in four straight games
- **10/13 vs. N.O.:** Notched two tackles and 1.0 sack, becoming the third player in franchise history to post at least 4.0 sacks through six career games, joining DE Yannick Ngakoue and former DT John Henderson

**COLLEGE**

- Did not miss a game during his four-year career with the Wildcats, playing in all 51 games with 35 starts
- Career totals include 220 tackles, 31.5 sacks, 11 forced fumbles, eight passes defended and two fumble recoveries
- Named SEC Defensive Player of the Year, earned consensus First-Team All American honors and was honored with the Bronco Nagurski Award, presented to the nation's top defensive player, as a senior in 2018
- Allen's 17.0 sacks in 2018 were the most by an SEC player in a single season since the NCAA started official sack records in 2000, finishing the season ranked second nationally in sacks (17.0), fourth in forced fumbles (five) and sixth in tackles for loss (21.5)

**PERSONAL**

- He and his wife, Kaitlyn, have two sons, Wesley and Julian, and one daughter, Vanessa
- Son of Kim Allen and Robert Allen
- Josh's sister, Myisha Hines-Allen, played collegiate basketball at Louisville and is currently a forward for the Washington Mystics, the 2019 WNBA champions
- Uncle, Gregory Hines, played college basketball at Hampton and went on to a 12-year pro career
- Majored in communications
- Changed his last name to Hines-Allen as a tribute to Joshua's maternal side of the family and the other relatives who have worn 'Hines' and 'Hines-Allen' on their jerseys, prior to the start of the 2024 season
- Attended the 2023 UK Player Tour with WR Jamal Agnew, LB Devin Lloyd, and six other players from different teams around the league
- In June of 2022, traveled to England to participate in An Evening With Jaguars Stars as a player panelist with Jaguars' fans in London and Manchester

**JOSH HINES-ALLEN'S NFL REGULAR SEASON DEFENSIVE STATISTICS**

| DATE              | TEAM    | GP        | TACKLES   |            |            |           |           |            |             | INTERCEPTIONS |            |          |           |           |          | O. FUMB   |          |          | ST       |           |          | MISC     |          |          |          |          |          |   |
|-------------------|---------|-----------|-----------|------------|------------|-----------|-----------|------------|-------------|---------------|------------|----------|-----------|-----------|----------|-----------|----------|----------|----------|-----------|----------|----------|----------|----------|----------|----------|----------|---|
|                   |         |           | GS        | TK         | S          | A         | TFL       | YDS        | SK          | YDS           | QBH        | NO       | YDS       | LG        | TD       | PD        | FF       | FR       | TD       | YDS       | TK       | S        | A        | FF       | FR       | S        | A        |   |
| 2019              | Jaguars | 16        | 4         | 44         | 31         | 13        | 11        | 77         | 10.5        | 74.0          | 23         | 0        | 0         | 0         | 0        | 0         | 2        | 0        | 0        | 0         | 0        | 0        | 0        | 0        | 0        | 0        | 0        | 0 |
| 2020              | Jaguars | 8         | 7         | 13         | 7          | 6         | 2         | 9          | 2.5         | 7.0           | 11         | 0        | 0         | 0         | 0        | 1         | 0        | 0        | 0        | 0         | 0        | 0        | 0        | 0        | 0        | 0        | 0        |   |
| 2021              | Jaguars | 16        | 15        | 71         | 46         | 25        | 12        | 81         | 7.5         | 70.0          | 14         | 1        | 11        | 11        | 0        | 4         | 1        | 1        | 0        | 0         | 0        | 0        | 0        | 0        | 0        | 0        | 0        |   |
| 2022              | Jaguars | 17        | 17        | 58         | 36         | 22        | 11        | 46         | 7.0         | 45.0          | 22         | 0        | 0         | 0         | 0        | 2         | 4        | 2        | 1        | 38        | 0        | 0        | 0        | 0        | 0        | 0        | 0        |   |
| 2023              | Jaguars | 17        | 17        | 66         | 43         | 23        | 17        | 109        | 17.5        | 126.5         | 33         | 1        | 8         | 8         | 0        | 1         | 2        | 0        | 0        | 0         | 0        | 0        | 0        | 0        | 0        | 0        | 0        |   |
| 2024              | Jaguars | 6         | 6         | 15         | 8          | 7         | 2         | 9          | 2.5         | 11.0          | 9          | 0        | 0         | 0         | 0        | 2         | 0        | 1        | 0        | 13        | 0        | 0        | 0        | 0        | 0        | 0        | 0        |   |
| <b>NFL TOTALS</b> |         | <b>80</b> | <b>66</b> | <b>267</b> | <b>171</b> | <b>96</b> | <b>55</b> | <b>331</b> | <b>47.5</b> | <b>333.5</b>  | <b>112</b> | <b>2</b> | <b>19</b> | <b>11</b> | <b>0</b> | <b>10</b> | <b>9</b> | <b>4</b> | <b>1</b> | <b>51</b> | <b>0</b> | <b>0</b> | <b>0</b> | <b>0</b> | <b>0</b> | <b>0</b> | <b>0</b> |   |

**JOSH HINES-ALLEN'S NFL POSTSEASON DEFENSIVE STATISTICS**

| DATE              | TEAM    | GP       | TACKLES  |           |          |          |          |          |            | INTERCEPTIONS |          |          |          |          |          | O. FUMB  |          |          | ST       |          |          | MISC     |          |          |          |          |          |
|-------------------|---------|----------|----------|-----------|----------|----------|----------|----------|------------|---------------|----------|----------|----------|----------|----------|----------|----------|----------|----------|----------|----------|----------|----------|----------|----------|----------|----------|
|                   |         |          | GS       | TK        | S        | A        | TFL      | YDS      | SK         | YDS           | QBH      | NO       | YDS      | LG       | TD       | PD       | FF       | FR       | TD       | YDS      | TK       | S        | A        | FF       | FR       | S        | A        |
| 2022              | Jaguars | 2        | 2        | 11        | 4        | 7        | 1        | 6        | 1.0        | 6.0           | 4        | 0        | 0        | 0        | 0        | 0        | 0        | 0        | 0        | 0        | 0        | 0        | 0        | 0        | 0        | 0        | 0        |
| <b>NFL TOTALS</b> |         | <b>2</b> | <b>2</b> | <b>11</b> | <b>4</b> | <b>7</b> | <b>1</b> | <b>6</b> | <b>1.0</b> | <b>6.0</b>    | <b>4</b> | <b>0</b> | <b>0</b> | <b>0</b> | <b>0</b> | <b>0</b> | <b>0</b> | <b>0</b> | <b>0</b> | <b>0</b> | <b>0</b> | <b>0</b> | <b>0</b> | <b>0</b> | <b>0</b> | <b>0</b> | <b>0</b> |



**SINGLE-GAME HIGHS: DEFENSIVE**

|                        |   |                                  |   |
|------------------------|---|----------------------------------|---|
| <b>Total Tackles</b>   | 10 at Indianapolis Colts, Sep 10, 2023<br>10 vs. San Francisco 49ers, Nov 21, 2021                    | <b>Fumble Recoveries</b>         | 1 vs. Indianapolis Colts, Oct 06, 2024<br>1 vs. Tennessee Titans, Jan 07, 2023<br>...2 more at 1. |
| <b>Solo Tackles</b>    | 8 vs. Buffalo Bills, Nov 07, 2021<br>7 at Indianapolis Colts, Sep 10, 2023                            | <b>Tackles For Loss</b>          | 4 at Seattle Seahawks, Oct 31, 2021<br>3 vs. Carolina Panthers, Dec 31, 2023<br>...1 more at 3.   |
| <b>Sacks</b>           | 3.0 vs. Carolina Panthers, Dec 31, 2023<br>3.0 vs. Atlanta Falcons, Oct 01, 2023<br>...1 more at 3.0. | <b>Interceptions</b>             | 1 vs. Cincinnati Bengals, Dec 04, 2023<br>1 vs. Buffalo Bills, Nov 07, 2021                       |
| <b>Passes Defensed</b> | 1 vs. Cleveland Browns, Sep 15, 2024<br>1 at Miami Dolphins, Sep 08, 2024<br>...8 more at 1.          | <b>Interception Return Yards</b> | 11 vs. Buffalo Bills, Nov 07, 2021<br>8 vs. Cincinnati Bengals, Dec 04, 2023                      |
| <b>Forced Fumbles</b>  | 1 vs. Indianapolis Colts, Oct 15, 2023<br>1 vs. Atlanta Falcons, Oct 01, 2023<br>...7 more at 1.      | <b>Longest Opp Fumble Return</b> | 37 vs. Tennessee Titans, Jan 07, 2023<br>13 vs. Indianapolis Colts, Oct 06, 2024                  |

**SINGLE-GAME HIGHS - POSTSEASON: DEFENSIVE**

|                      |   |                         |  |
|----------------------|---|-------------------------|--|
| <b>Total Tackles</b> | 8 vs. Los Angeles Chargers, Jan 14, 2023<br>3 at Kansas City Chiefs, Jan 21, 2023 | <b>Sacks</b>            | 1.0 vs. Los Angeles Chargers, Jan 14, 2023 |
| <b>Solo Tackles</b>  | 3 vs. Los Angeles Chargers, Jan 14, 2023  | <b>Tackles For Loss</b> | 1 vs. Los Angeles Chargers, Jan 14, 2023   |

**2024 GAME-BY-GAME REGULAR-SEASON STATISTICS (JAGUARS)**

| DATE               | OPPONENT    | P/S | TACKLES    |           |          |          |            |             |          | INTERCEPTIONS |          |          |          |          | O. FUMB  |          |          |          | ST        |          |          |          | MISC     |          | W/L      | SCORE    |            |       |       |
|--------------------|-------------|-----|------------|-----------|----------|----------|------------|-------------|----------|---------------|----------|----------|----------|----------|----------|----------|----------|----------|-----------|----------|----------|----------|----------|----------|----------|----------|------------|-------|-------|
|                    |             |     | TK         | S         | A        | SK       | YDS        | TFL         | YDS      | QBH           | NO       | YDS      | LG       | TD       | PD       | FF       | FR       | TD       | YDS       | TK       | S        | A        | FF       | FR       |          |          | S          | A     |       |
| 09/08              | at Dolphins | S   | 2          | 0         | 2        | 0.0      | 0.0        | 0           | 0        | 0             | 0        | 0        | 0        | 0        | 1        | 0        | 0        | 0        | 0         | 0        | 0        | 0        | 0        | 0        | 0        | 0        | 0          | L     | 17-20 |
| 09/15              | Browns      | S   | 4          | 3         | 1        | 1.0      | 5.0        | 1           | 5        | 4             | 0        | 0        | 0        | 0        | 1        | 0        | 0        | 0        | 0         | 0        | 0        | 0        | 0        | 0        | 0        | 0        | L          | 13-18 |       |
| 09/23              | at Bills    | S   | 3          | 1         | 2        | 0.0      | 0.0        | 0           | 0        | 0             | 0        | 0        | 0        | 0        | 0        | 0        | 0        | 0        | 0         | 0        | 0        | 0        | 0        | 0        | 0        | L        | 10-47      |       |       |
| 09/29              | at Texans   | S   | 3          | 2         | 1        | 0.0      | 0.0        | 0           | 0        | 2             | 0        | 0        | 0        | 0        | 0        | 0        | 0        | 0        | 0         | 0        | 0        | 0        | 0        | 0        | 0        | L        | 20-24      |       |       |
| 10/06              | Colts       | S   | 2          | 2         | 0        | 1.0      | 4.0        | 1           | 4        | 1             | 0        | 0        | 0        | 0        | 0        | 1        | 0        | 13       | 0         | 0        | 0        | 0        | 0        | 0        | 0        | W        | 37-34      |       |       |
| 10/13              | at Bears    | S   | 1          | 0         | 1        | 0.5      | 2.0        | 0           | 0        | 2             | 0        | 0        | 0        | 0        | 0        | 0        | 0        | 0        | 0         | 0        | 0        | 0        | 0        | 0        | 0        | L        | 16-35      |       |       |
| <b>2024 TOTALS</b> |             |     | <b>6-6</b> | <b>15</b> | <b>8</b> | <b>7</b> | <b>2.5</b> | <b>11.0</b> | <b>2</b> | <b>9</b>      | <b>9</b> | <b>0</b> | <b>0</b> | <b>0</b> | <b>2</b> | <b>0</b> | <b>1</b> | <b>0</b> | <b>13</b> | <b>0</b> | <b>0</b> | <b>0</b> | <b>0</b> | <b>0</b> | <b>0</b> | <b>0</b> | <b>1-5</b> |       |       |

**2023 GAME-BY-GAME REGULAR-SEASON STATISTICS (JAGUARS)**

| DATE               | OPPONENT      | P/S | TACKLES      |           |           |           |             |              |           | INTERCEPTIONS |           |          |          |          | O. FUMB  |          |          |          | ST       |          |          |          | MISC     |          | W/L      | SCORE      |        |
|--------------------|---------------|-----|--------------|-----------|-----------|-----------|-------------|--------------|-----------|---------------|-----------|----------|----------|----------|----------|----------|----------|----------|----------|----------|----------|----------|----------|----------|----------|------------|--------|
|                    |               |     | TK           | S         | A         | SK        | YDS         | TFL          | YDS       | QBH           | NO        | YDS      | LG       | TD       | PD       | FF       | FR       | TD       | YDS      | TK       | S        | A        | FF       | FR       |          |            | S      |
| 09/10              | at Colts      | S   | 10           | 7         | 3         | 3.0       | 3.0         | 3            | 6         | 2             | 0         | 0        | 0        | 0        | 0        | 0        | 0        | 0        | 0        | 0        | 0        | 0        | 0        | 0        | 0        | W          | 31-21  |
| 09/17              | Chiefs        | S   | 1            | 1         | 0         | 0.0       | 0.0         | 0            | 0         | 1             | 0         | 0        | 0        | 0        | 0        | 0        | 0        | 0        | 0        | 0        | 0        | 0        | 0        | 0        | 0        | L          | 9-17   |
| 09/24              | Texans        | S   | 2            | 0         | 2         | 0.0       | 0.0         | 0            | 0         | 0             | 3         | 0        | 0        | 0        | 0        | 0        | 0        | 0        | 0        | 0        | 0        | 0        | 0        | 0        | 0        | L          | 17-37  |
| 10/01              | Falcons       | S   | 3            | 3         | 0         | 3.0       | 31.0        | 2            | 22        | 3             | 0         | 0        | 0        | 0        | 0        | 1        | 0        | 0        | 0        | 0        | 0        | 0        | 0        | 0        | 0        | W          | 23-7   |
| 10/08              | at Bills      | S   | 1            | 1         | 0         | 0.0       | 0.0         | 0            | 0         | 0             | 0         | 0        | 0        | 0        | 0        | 0        | 0        | 0        | 0        | 0        | 0        | 0        | 0        | 0        | 0        | W          | 25-20  |
| 10/15              | Colts         | S   | 4            | 3         | 1         | 1.0       | 6.0         | 1            | 4         | 2             | 0         | 0        | 0        | 0        | 0        | 1        | 0        | 0        | 0        | 0        | 0        | 0        | 0        | 0        | 0        | W          | 37-20  |
| 10/19              | at Saints     | S   | 2            | 1         | 1         | 0.0       | 0.0         | 0            | 0         | 3             | 0         | 0        | 0        | 0        | 0        | 0        | 0        | 0        | 0        | 0        | 0        | 0        | 0        | 0        | 0        | W          | 31-24  |
| 10/29              | at Steelers   | S   | 5            | 3         | 2         | 2.0       | 15.0        | 2            | 15        | 2             | 0         | 0        | 0        | 0        | 0        | 0        | 0        | 0        | 0        | 0        | 0        | 0        | 0        | 0        | 0        | W          | 20-10  |
| 11/12              | 49ers         | S   | 3            | 2         | 1         | 0.0       | 0.0         | 0            | 0         | 1             | 0         | 0        | 0        | 0        | 0        | 0        | 0        | 0        | 0        | 0        | 0        | 0        | 0        | 0        | 0        | L          | 3-34   |
| 11/19              | Titans        | S   | 2            | 0         | 2         | 0.5       | 3.5         | 0            | 0         | 1             | 0         | 0        | 0        | 0        | 0        | 0        | 0        | 0        | 0        | 0        | 0        | 0        | 0        | 0        | 0        | W          | 34-14  |
| 11/26              | at Texans     | S   | 5            | 4         | 1         | 2.5       | 31.5        | 2            | 27        | 4             | 0         | 0        | 0        | 0        | 0        | 0        | 0        | 0        | 0        | 0        | 0        | 0        | 0        | 0        | 0        | W          | 24-21  |
| 12/04              | Bengals       | S   | 7            | 3         | 4         | 1.5       | 9.5         | 1            | 7         | 2             | 1         | 8        | 8        | 0        | 1        | 0        | 0        | 0        | 0        | 0        | 0        | 0        | 0        | 0        | 0        | L          | 31-34+ |
| 12/10              | at Browns     | S   | 5            | 5         | 0         | 0.0       | 0.0         | 2            | 1         | 0             | 0         | 0        | 0        | 0        | 0        | 0        | 0        | 0        | 0        | 0        | 0        | 0        | 0        | 0        | 0        | L          | 27-31  |
| 12/17              | Ravens        | S   | 4            | 2         | 2         | 0.0       | 0.0         | 0            | 0         | 2             | 0         | 0        | 0        | 0        | 0        | 0        | 0        | 0        | 0        | 0        | 0        | 0        | 0        | 0        | 0        | L          | 7-23   |
| 12/24              | at Buccaneers | S   | 1            | 1         | 0         | 0.0       | 0.0         | 0            | 0         | 1             | 0         | 0        | 0        | 0        | 0        | 0        | 0        | 0        | 0        | 0        | 0        | 0        | 0        | 0        | 0        | L          | 12-30  |
| 12/31              | Panthers      | S   | 6            | 5         | 1         | 3.0       | 21.0        | 3            | 21        | 4             | 0         | 0        | 0        | 0        | 0        | 0        | 0        | 0        | 0        | 0        | 0        | 0        | 0        | 0        | 0        | W          | 26-0   |
| 01/07              | at Titans     | S   | 5            | 2         | 3         | 1.0       | 6.0         | 1            | 6         | 2             | 0         | 0        | 0        | 0        | 0        | 0        | 0        | 0        | 0        | 0        | 0        | 0        | 0        | 0        | 0        | L          | 20-28  |
| <b>2023 TOTALS</b> |               |     | <b>17-17</b> | <b>66</b> | <b>43</b> | <b>23</b> | <b>17.5</b> | <b>126.5</b> | <b>17</b> | <b>109</b>    | <b>33</b> | <b>1</b> | <b>8</b> | <b>8</b> | <b>0</b> | <b>1</b> | <b>2</b> | <b>0</b> | <b>0</b> | <b>0</b> | <b>0</b> | <b>0</b> | <b>0</b> | <b>0</b> | <b>0</b> | <b>9-8</b> |        |

+ - Overtime





# COOPER HODGES | 75

**POSITION:** OFFENSIVE LINEMAN  
**HT:** 6-4 | **WT:** 305 | **DOB:** 7-13-2000  
**COLLEGE:** APPALACHIAN STATE  
**HOMETOWN:** GLEN ST. MARY, FLA.  
**ACQ:** D7-'23  
**EXP:** 2nd YEAR

supercooper43  
 super.cooper43



## KEY TRANSACTIONS

- Originally drafted by Jacksonville in the seventh round (226th overall) of the 2023 Draft

## PRO

### 2024 (Jaguars)

- 10/6 vs. IND:** Saw action on special teams
- 9/29 at HOU:** Saw action on special teams
- 9/23 at BUF:** Saw action on offense and special teams
- 9/15 vs. CLE:** Saw action on special teams
- 9/8 at MIA:** Saw action on special teams

### 2023 (Jaguars)

- Spent the 2023 season on the injured reserve list

## COLLEGE

- A four-time All-Sun Belt selection including a two-time First-Team selection
- Appeared in 51 games and allowed just 7.0 sacks in 1,668 pass-blocking snaps
- Was invited to the NFLPA Collegiate Bowl

## PERSONAL

- Played on the first Baker County High School team in history to reach the state championship
- Grew up just 30 miles west of Jacksonville
- Favorite country music singer is Tyler Childers

### COOPER HODGES' NFL REGULAR SEASON STATISTICS

| DATE              | TEAM    | GP       | GS       |
|-------------------|---------|----------|----------|
| 2023              | Jaguars | 0        | 0        |
| 2024              | Jaguars | 6        | 0        |
| <b>NFL TOTALS</b> |         | <b>6</b> | <b>0</b> |

### 2024 GAME-BY-GAME REGULAR-SEASON STATISTICS (JAGUARS)

| DATE               | OPPONENT    | P/S        | W/L        | SCORE |
|--------------------|-------------|------------|------------|-------|
| 09/08              | at Dolphins | P          | L          | 17-20 |
| 09/15              | Browns      | P          | L          | 13-18 |
| 09/23              | at Bills    | P          | L          | 10-47 |
| 09/29              | at Texans   | P          | L          | 20-24 |
| 10/06              | Colts       | P          | W          | 37-34 |
| 10/13              | at Bears    | P          | L          | 16-35 |
| <b>2024 TOTALS</b> |             | <b>6-0</b> | <b>1-5</b> |       |



**2023 GAME-BY-GAME REGULAR-SEASON STATISTICS (JAGUARS)**

| DATE               | OPPONENT      | P/S        |                 | W/L        | SCORE  |
|--------------------|---------------|------------|-----------------|------------|--------|
| 09/10              | at Colts      |            | INJURED RESERVE | W          | 31-21  |
| 09/17              | Chiefs        |            | INJURED RESERVE | L          | 9-17   |
| 09/24              | Texans        |            | INJURED RESERVE | L          | 17-37  |
| 10/01              | Falcons       |            | INJURED RESERVE | W          | 23-7   |
| 10/08              | at Bills      |            | INJURED RESERVE | W          | 25-20  |
| 10/15              | Colts         |            | INJURED RESERVE | W          | 37-20  |
| 10/19              | at Saints     |            | INJURED RESERVE | W          | 31-24  |
| 10/29              | at Steelers   |            | INJURED RESERVE | W          | 20-10  |
| 11/12              | 49ers         |            | INJURED RESERVE | L          | 3-34   |
| 11/19              | Titans        |            | INJURED RESERVE | W          | 34-14  |
| 11/26              | at Texans     |            | INJURED RESERVE | W          | 24-21  |
| 12/04              | Bengals       |            | INJURED RESERVE | L          | 31-34+ |
| 12/10              | at Browns     |            | INJURED RESERVE | L          | 27-31  |
| 12/17              | Ravens        |            | INJURED RESERVE | L          | 7-23   |
| 12/24              | at Buccaneers |            | INJURED RESERVE | L          | 12-30  |
| 12/31              | Panthers      |            | INJURED RESERVE | W          | 26-0   |
| 01/07              | at Titans     |            | INJURED RESERVE | L          | 20-28  |
| <b>2023 TOTALS</b> |               | <b>0-0</b> |                 | <b>9-8</b> |        |

+ - Overtime







# JORDAN JEFFERSON | 98

**POSITION:** DEFENSIVE TACKLE  
**HT:** 6-2 | **WT:** 316 | **DOB:** 9-24-2001  
**COLLEGE:** LSU  
**HOMETOWN:** NAVARRE, FLA.  
**ACQ:** D4-'24  
**EXP:** R

Twitter: @\_JJefferson\_95  
 Instagram: @jordanjefferson95

## KEY TRANSACTIONS

- Originally drafted by Jacksonville in the fourth round (116th overall) in the 2024 draft

## PRO

### 2024 (Jaguars)

- 10/6 vs. IND: Inactive
- 9/29 at HOU: Inactive
- 9/23 at BUF: Inactive
- 9/15 vs. CLE: Inactive
- 9/8 at MIA: Inactive

## COLLEGE

- Was awarded 2022 Academic All-Big 12 and 2021 Academic All-Big 12
- Played in 13 games (six starts) for LSU after appearing in 42 games (17 starts) for West Virginia from 2019-22
- Finished his college career with 90 tackles, 21.5 tackles for loss and 6.0 sacks

## PERSONAL

- Played high school football at Navarre in Navarre, Fla.
- Father, AJ Jefferson, played college football at Alcorn State

### JORDAN JEFFERSON'S NFL REGULAR SEASON DEFENSIVE STATISTICS

| DATE              | TEAM    | GP       | TACKLES  |          |          |          |          |          |            | INTERCEPTIONS |          |          |          |          |          |          | O. FUMB  |          |          |          | ST       |          |          |          | MISC     |          |   |
|-------------------|---------|----------|----------|----------|----------|----------|----------|----------|------------|---------------|----------|----------|----------|----------|----------|----------|----------|----------|----------|----------|----------|----------|----------|----------|----------|----------|---|
|                   |         |          | GS       | TK       | S        | A        | TFL      | YDS      | SK         | YDS           | QBH      | NO       | YDS      | LG       | TD       | PD       | FF       | FR       | TD       | YDS      | TK       | S        | A        | FF       | FR       | S        | A |
| 2024              | Jaguars | 1        | 0        | 1        | 0        | 1        | 0        | 0        | 0.0        | 0.0           | 0        | 0        | 0        | 0        | 0        | 0        | 0        | 0        | 0        | 0        | 0        | 0        | 0        | 0        | 0        | 0        | 0 |
| <b>NFL TOTALS</b> |         | <b>1</b> | <b>0</b> | <b>1</b> | <b>0</b> | <b>1</b> | <b>0</b> | <b>0</b> | <b>0.0</b> | <b>0.0</b>    | <b>0</b> | <b>0</b> | <b>0</b> | <b>0</b> | <b>0</b> | <b>0</b> | <b>0</b> | <b>0</b> | <b>0</b> | <b>0</b> | <b>0</b> | <b>0</b> | <b>0</b> | <b>0</b> | <b>0</b> | <b>0</b> |   |

### 2024 GAME-BY-GAME REGULAR-SEASON STATISTICS (JAGUARS)

| DATE               | OPPONENT    | P/S        | TACKLES  |          |          |            |            |          |          | INTERCEPTIONS |          |          |          |          |          |          | O. FUMB  |          |          |          | ST       |          |          |          | SCORE    |            |       |
|--------------------|-------------|------------|----------|----------|----------|------------|------------|----------|----------|---------------|----------|----------|----------|----------|----------|----------|----------|----------|----------|----------|----------|----------|----------|----------|----------|------------|-------|
|                    |             |            | TK       | S        | A        | SK         | YDS        | TFL      | YDS      | QBH           | NO       | YDS      | LG       | TD       | PD       | FF       | FR       | TD       | YDS      | TK       | S        | A        | FF       | FR       |          | S          | A     |
| 09/08              | at Dolphins |            |          |          |          |            |            |          |          |               |          |          |          |          |          |          |          |          |          |          |          |          |          |          |          | L          | 17-20 |
| 09/15              | Browns      |            |          |          |          |            |            |          |          |               |          |          |          |          |          |          |          |          |          |          |          |          |          |          |          | L          | 13-18 |
| 09/23              | at Bills    |            |          |          |          |            |            |          |          |               |          |          |          |          |          |          |          |          |          |          |          |          |          |          |          | L          | 10-47 |
| 09/29              | at Texans   |            |          |          |          |            |            |          |          |               |          |          |          |          |          |          |          |          |          |          |          |          |          |          |          | L          | 20-24 |
| 10/06              | Colts       |            |          |          |          |            |            |          |          |               |          |          |          |          |          |          |          |          |          |          |          |          |          |          |          | W          | 37-34 |
| 10/13              | at Bears    | P          | 1        | 0        | 1        | 0.0        | 0.0        | 0        | 0        | 0             | 0        | 0        | 0        | 0        | 0        | 0        | 0        | 0        | 0        | 0        | 0        | 0        | 0        | 0        | 0        | L          | 16-35 |
| <b>2024 TOTALS</b> |             | <b>1-0</b> | <b>1</b> | <b>0</b> | <b>1</b> | <b>0.0</b> | <b>0.0</b> | <b>0</b> | <b>0</b> | <b>0</b>      | <b>0</b> | <b>0</b> | <b>0</b> | <b>0</b> | <b>0</b> | <b>0</b> | <b>0</b> | <b>0</b> | <b>0</b> | <b>0</b> | <b>0</b> | <b>0</b> | <b>0</b> | <b>0</b> | <b>0</b> | <b>1-5</b> |       |

### JORDAN JEFFERSON'S COLLEGE DEFENSIVE STATISTICS

| DATE          | TEAM          | GP        | TACKLES   |           |           |           |             |             |            | INTERCEPTIONS |          |          |          |          |          |          | O. FUMB  |          |          |          | ST       |          |          |          | MISC     |   |
|---------------|---------------|-----------|-----------|-----------|-----------|-----------|-------------|-------------|------------|---------------|----------|----------|----------|----------|----------|----------|----------|----------|----------|----------|----------|----------|----------|----------|----------|---|
|               |               |           | GS        | TK        | S         | A         | TFL         | YDS         | SK         | YDS           | QBH      | NO       | YDS      | LG       | TD       | PD       | FF       | FR       | TD       | YDS      | TK       | S        | A        | FF       | FR       | S |
| 2019          | West Virginia | 11        | 1         | 5         | 3         | 2         | 1.0         | 1.0         | 0.0        | 0.0           | 0        | 0        | 0        | 0        | 0        | 1        | 0        | 0        | 0        | 0        | 0        | 0        | 0        | 0        | 0        | 0 |
| 2020          | West Virginia | 6         | 0         | 1         | 0         | 1         | 0.0         | 0.0         | 0.0        | 0.0           | 0        | 0        | 0        | 0        | 0        | 0        | 0        | 0        | 0        | 0        | 0        | 0        | 0        | 0        | 0        |   |
| 2021          | West Virginia | 13        | 4         | 17        | 7         | 10        | 4.0         | 9.0         | 0.5        | 3.0           | 1        | 0        | 0        | 0        | 0        | 1        | 0        | 0        | 0        | 0        | 0        | 0        | 0        | 0        | 0        |   |
| 2022          | West Virginia | 12        | 12        | 31        | 13        | 18        | 9.5         | 28.0        | 3.0        | 17.0          | 0        | 0        | 0        | 0        | 0        | 5        | 0        | 0        | 0        | 0        | 0        | 0        | 0        | 0        | 0        |   |
| 2023          | LSU           | 13        | 6         | 36        | 13        | 23        | 7.0         | 24.0        | 2.5        | 15.0          | 0        | 0        | 0        | 0        | 0        | 1        | 1        | 0        | 0        | 0        | 0        | 0        | 0        | 0        | 0        |   |
| <b>TOTALS</b> |               | <b>55</b> | <b>23</b> | <b>90</b> | <b>36</b> | <b>54</b> | <b>21.5</b> | <b>62.0</b> | <b>6.0</b> | <b>35.0</b>   | <b>1</b> | <b>0</b> | <b>0</b> | <b>0</b> | <b>0</b> | <b>8</b> | <b>1</b> | <b>0</b> | <b>0</b> | <b>0</b> | <b>0</b> | <b>0</b> | <b>0</b> | <b>0</b> | <b>0</b> |   |



**COLLEGE 2023 GAME-BY-GAME STATISTICS (LSU)**

| DATE               | OPPONENT           | P/S | TACKLES     |           |           |           |            |             |            |             | INTERCEPTIONS |          |          |          |          | O. FUMB  |          |          |          | ST       |          |          |          | MISC     |          | SCORE    |             |       |
|--------------------|--------------------|-----|-------------|-----------|-----------|-----------|------------|-------------|------------|-------------|---------------|----------|----------|----------|----------|----------|----------|----------|----------|----------|----------|----------|----------|----------|----------|----------|-------------|-------|
|                    |                    |     | TK          | S         | A         | SK        | YDS        | TFL         | YDS        | QBH         | NO            | YDS      | LG       | TD       | PD       | FF       | FR       | TD       | YDS      | TK       | S        | A        | FF       | FR       | S        |          | A           | W/L   |
| 09/03              | at Florida St.     | P   | 2           | 1         | 1         | 0.0       | 0.0        | 1.0         | 4.0        | 0           | 0             | 0        | 0        | 0        | 0        | 0        | 0        | 0        | 0        | 0        | 0        | 0        | 0        | 0        | 0        | 0        | W           | 45-24 |
| 09/09              | Grambling          | P   | 3           | 1         | 2         | 1.0       | 1.0        | 1.0         | 1.0        | 0           | 0             | 0        | 0        | 0        | 0        | 0        | 0        | 0        | 0        | 0        | 0        | 0        | 0        | 0        | 0        | W        | 72-10       |       |
| 09/16              | at Mississippi St. | P   | 1           | 0         | 1         | 0.0       | 0.0        | 0.0         | 0.0        | 0           | 0             | 0        | 0        | 0        | 0        | 0        | 0        | 0        | 0        | 0        | 0        | 0        | 0        | 0        | 0        | W        | 41-14       |       |
| 09/23              | Arkansas           | P   | 3           | 0         | 3         | 0.0       | 0.0        | 0.5         | 2.0        | 0           | 0             | 0        | 0        | 0        | 0        | 0        | 0        | 0        | 0        | 0        | 0        | 0        | 0        | 0        | 0        | W        | 34-31       |       |
| 09/30              | at Ole Miss        | P   | 1           | 0         | 1         | 0.0       | 0.0        | 0.0         | 0.0        | 0           | 0             | 0        | 0        | 0        | 0        | 0        | 0        | 0        | 0        | 0        | 0        | 0        | 0        | 0        | 0        | L        | 49-55       |       |
| 10/07              | at Missouri        | P   | 1           | 1         | 0         | 0.0       | 0.0        | 1.0         | 1.0        | 0           | 0             | 0        | 0        | 0        | 0        | 0        | 0        | 0        | 0        | 0        | 0        | 0        | 0        | 0        | 0        | W        | 49-39       |       |
| 10/14              | Auburn             | P   | 4           | 0         | 4         | 0.0       | 0.0        | 0.0         | 0.0        | 0           | 0             | 0        | 0        | 0        | 1        | 0        | 0        | 0        | 0        | 0        | 0        | 0        | 0        | 0        | 0        | W        | 48-18       |       |
| 10/21              | Army West Point    | S   | 6           | 3         | 3         | 0.0       | 0.0        | 1.0         | 1.0        | 0           | 0             | 0        | 0        | 0        | 0        | 0        | 0        | 0        | 0        | 0        | 0        | 0        | 0        | 0        | 0        | W        | 62-0        |       |
| 11/04              | at Alabama         | S   | 1           | 0         | 1         | 0.0       | 0.0        | 0.0         | 0.0        | 0           | 0             | 0        | 0        | 0        | 0        | 0        | 0        | 0        | 0        | 0        | 0        | 0        | 0        | 0        | 0        | L        | 28-42       |       |
| 11/11              | Florida            | S   | 6           | 2         | 4         | 0.5       | 1.0        | 0.5         | 1.0        | 0           | 0             | 0        | 0        | 0        | 0        | 0        | 0        | 0        | 0        | 0        | 0        | 0        | 0        | 0        | 0        | W        | 52-35       |       |
| 11/18              | Georgia St.        | S   | 4           | 2         | 2         | 0.0       | 0.0        | 1.0         | 1.0        | 0           | 0             | 0        | 0        | 0        | 0        | 0        | 0        | 0        | 0        | 0        | 0        | 0        | 0        | 0        | 0        | W        | 56-14       |       |
| 11/25              | Texas A&M          | S   | 2           | 1         | 1         | 0.0       | 0.0        | 0.0         | 0.0        | 0           | 0             | 0        | 0        | 0        | 0        | 0        | 0        | 0        | 0        | 0        | 0        | 0        | 0        | 0        | 0        | W        | 42-30       |       |
| 01/01              | Wisconsin          | S   | 2           | 2         | 0         | 1.0       | 13.0       | 1.0         | 13.0       | 0           | 0             | 0        | 0        | 0        | 0        | 1        | 0        | 0        | 0        | 0        | 0        | 0        | 0        | 0        | 0        | W        | 35-31       |       |
| <b>2023 TOTALS</b> |                    |     | <b>13-6</b> | <b>36</b> | <b>13</b> | <b>23</b> | <b>2.5</b> | <b>15.0</b> | <b>7.0</b> | <b>24.0</b> | <b>0</b>      | <b>0</b> | <b>0</b> | <b>0</b> | <b>0</b> | <b>1</b> | <b>1</b> | <b>0</b> | <b>0</b> | <b>0</b> | <b>0</b> | <b>0</b> | <b>0</b> | <b>0</b> | <b>0</b> | <b>0</b> | <b>11-2</b> |       |





# ANTONIO JOHNSON | 26

**POSITION:** SAFETY  
**HT:** 6-2 | **WT:** 198 | **DOB:** 10-29-2001  
**COLLEGE:** TEXAS A&M  
**HOMETOWN:** EAST ST. LOUIS, ILL.  
**ACQ:** D5-'23  
**EXP:** 2nd YEAR

Antonio\_johns0n  
 iamaj2x

## KEY TRANSACTIONS

- Originally drafted by Jacksonville in the 5th round (160 overall) of the 2023 Draft

## PRO

### 2024 (Jaguars)

- 10/6 vs. IND:** Started at safety and recorded a career-high 11 tackles (eight solo)
- 9/29 at HOU:** Started at safety and recorded five tackles (all solo) and one pass defended
- 9/23 at BUF:** Started at safety and totaled six tackles (five solo)
- 9/15 vs. CLE:** Started at safety and recorded four tackles
- 9/8 at MIA:** Started at safety and recorded nine tackles (five solo) and one tackle for loss

### 2023 (Jaguars)

- Appeared in 13 games with three starts as a rookie... Recorded 14 tackles (11 solo), three passes defended, two interceptions, one forced fumble and one quarterback hit... Added three tackles (two solo) on special teams
- 12/31 vs. CAR:** Started at safety and posted two solo tackles, one pass defended and one interception for a 27-yard gain... Was one of six rookies to record multiple interceptions this season
- 12/10 at CLE:** Posted two total tackles (one solo), one forced fumble, 1.0 sack and one pass defended
- 10/29 at PIT:** Recorded his first career interception, which he returned for 23 yards

## COLLEGE

- Played in 28 games making 22 starts in three years at Texas A&M
- Recorded 164 total tackles (97 solo), 14 tackles for loss and eight passes defended
- Was a member of the 2022 AP All-SEC First Team and 2021 PFF All-America First Team

## PERSONAL

- Finished his senior season at East St. Louis High School in Illinois as an Army All-American
- Played both offense and defense in high school, recording 98 tackles, two interceptions, 39 receptions for 830 yards, and scored seven touchdowns
- Has one dog named Rambo
- Favorite player growing up was Troy Polamalu

## ANTONIO JOHNSON'S NFL REGULAR SEASON DEFENSIVE STATISTICS

| DATE              | TEAM    | GP        | TACKLES  |           |           |           |          |          |            | INTERCEPTIONS |          |          |           |           |          |          | O. FUMB  |          |          |          | ST       |          |          |          | MISC     |          |   |
|-------------------|---------|-----------|----------|-----------|-----------|-----------|----------|----------|------------|---------------|----------|----------|-----------|-----------|----------|----------|----------|----------|----------|----------|----------|----------|----------|----------|----------|----------|---|
|                   |         |           | GS       | TK        | S         | A         | TFL      | YDS      | SK         | YDS           | QBH      | NO       | YDS       | LG        | TD       | PD       | FF       | FR       | TD       | YDS      | TK       | S        | A        | FF       | FR       | S        | A |
| 2023              | Jaguars | 13        | 3        | 14        | 11        | 3         | 0        | 0        | 1.0        | 4.0           | 1        | 2        | 50        | 27        | 0        | 3        | 1        | 0        | 0        | 0        | 3        | 2        | 1        | 0        | 0        | 0        | 0 |
| 2024              | Jaguars | 6         | 6        | 40        | 29        | 11        | 1        | 1        | 0.0        | 0.0           | 0        | 0        | 0         | 0         | 1        | 0        | 0        | 0        | 0        | 0        | 0        | 0        | 0        | 0        | 0        |          |   |
| <b>NFL TOTALS</b> |         | <b>19</b> | <b>9</b> | <b>54</b> | <b>40</b> | <b>14</b> | <b>1</b> | <b>1</b> | <b>1.0</b> | <b>4.0</b>    | <b>1</b> | <b>2</b> | <b>50</b> | <b>27</b> | <b>0</b> | <b>4</b> | <b>1</b> | <b>0</b> | <b>0</b> | <b>0</b> | <b>3</b> | <b>2</b> | <b>1</b> | <b>0</b> | <b>0</b> | <b>0</b> |   |

### SINGLE-GAME HIGHS: DEFENSIVE

|                         |  |                                  |   |
|-------------------------|--|----------------------------------|---|
| <b>Total Tackles</b>    | 11 vs. Indianapolis Colts, Oct 06, 2024<br>9 at Miami Dolphins, Sep 08, 2024                   | <b>Interceptions</b>             | 1 vs. Carolina Panthers, Dec 31, 2023<br>1 at Pittsburgh Steelers, Oct 29, 2023   |
| <b>Solo Tackles</b>     | 8 vs. Indianapolis Colts, Oct 06, 2024<br>5 at Houston Texans, Sep 29, 2024<br>...3 more at 5. | <b>Interception Return Yards</b> | 27 vs. Carolina Panthers, Dec 31, 2023<br>23 at Pittsburgh Steelers, Oct 29, 2023 |
| <b>Passes Defensed</b>  | 1 at Houston Texans, Sep 29, 2024<br>1 vs. Carolina Panthers, Dec 31, 2023<br>...2 more at 1.  | <b>Special Teams Tackles</b>     | 2 vs. San Francisco 49ers, Nov 12, 2023<br>1 vs. Tennessee Titans, Nov 19, 2023   |
| <b>Tackles For Loss</b> | 1 at Miami Dolphins, Sep 08, 2024  |                                  |   |



**2024 GAME-BY-GAME REGULAR-SEASON STATISTICS (JAGUARS)**

| DATE               | OPPONENT    | P/S        | TACKLES   |           |           |            |            |          |          | INTERCEPTIONS |          |          |          |          | O. FUMB  |          |          |          | ST       |          |          |          | MISC     |          | SCORE    |            |       |
|--------------------|-------------|------------|-----------|-----------|-----------|------------|------------|----------|----------|---------------|----------|----------|----------|----------|----------|----------|----------|----------|----------|----------|----------|----------|----------|----------|----------|------------|-------|
|                    |             |            | TK        | S         | A         | SK         | YDS        | TFL      | YDS      | QBH           | NO       | YDS      | LG       | TD       | PD       | FF       | FR       | TD       | YDS      | TK       | S        | A        | FF       | FR       |          | S          | A     |
| 09/08              | at Dolphins | S          | 9         | 5         | 4         | 0.0        | 0.0        | 1        | 1        | 0             | 0        | 0        | 0        | 0        | 0        | 0        | 0        | 0        | 0        | 0        | 0        | 0        | 0        | 0        | 0        | L          | 17-20 |
| 09/15              | Browns      | S          | 5         | 5         | 0         | 0.0        | 0.0        | 0        | 0        | 0             | 0        | 0        | 0        | 0        | 0        | 0        | 0        | 0        | 0        | 0        | 0        | 0        | 0        | 0        | L        | 13-18      |       |
| 09/23              | at Bills    | S          | 6         | 5         | 1         | 0.0        | 0.0        | 0        | 0        | 0             | 0        | 0        | 0        | 0        | 0        | 0        | 0        | 0        | 0        | 0        | 0        | 0        | 0        | 0        | L        | 10-47      |       |
| 09/29              | at Texans   | S          | 5         | 5         | 0         | 0.0        | 0.0        | 0        | 0        | 0             | 0        | 0        | 0        | 0        | 0        | 0        | 0        | 0        | 0        | 0        | 0        | 0        | 0        | 0        | L        | 20-24      |       |
| 10/06              | Colts       | S          | 11        | 8         | 3         | 0.0        | 0.0        | 0        | 0        | 0             | 0        | 0        | 0        | 0        | 0        | 0        | 0        | 0        | 0        | 0        | 0        | 0        | 0        | 0        | W        | 37-34      |       |
| 10/13              | at Bears    | S          | 4         | 1         | 3         | 0.0        | 0.0        | 0        | 0        | 0             | 0        | 0        | 0        | 0        | 0        | 0        | 0        | 0        | 0        | 0        | 0        | 0        | 0        | 0        | L        | 16-35      |       |
| <b>2024 TOTALS</b> |             | <b>6-6</b> | <b>40</b> | <b>29</b> | <b>11</b> | <b>0.0</b> | <b>0.0</b> | <b>1</b> | <b>1</b> | <b>0</b>      | <b>0</b> | <b>0</b> | <b>0</b> | <b>0</b> | <b>1</b> | <b>0</b> | <b>0</b> | <b>0</b> | <b>0</b> | <b>0</b> | <b>0</b> | <b>0</b> | <b>0</b> | <b>0</b> | <b>0</b> | <b>1-5</b> |       |

**2023 GAME-BY-GAME REGULAR-SEASON STATISTICS (JAGUARS)**

| DATE               | OPPONENT      | P/S         | TACKLES   |           |          |            |            |          |          | INTERCEPTIONS |          |           |           |          | O. FUMB  |          |          |          | ST       |          |          |          | MISC     |          | SCORE    |            |        |
|--------------------|---------------|-------------|-----------|-----------|----------|------------|------------|----------|----------|---------------|----------|-----------|-----------|----------|----------|----------|----------|----------|----------|----------|----------|----------|----------|----------|----------|------------|--------|
|                    |               |             | TK        | S         | A        | SK         | YDS        | TFL      | YDS      | QBH           | NO       | YDS       | LG        | TD       | PD       | FF       | FR       | TD       | YDS      | TK       | S        | A        | FF       | FR       |          | S          | A      |
| 09/10              | at Colts      |             |           |           |          |            |            |          |          |               |          |           |           |          |          |          |          |          |          |          |          |          |          |          |          | W          | 31-21  |
| 09/17              | Chiefs        |             |           |           |          |            |            |          |          |               |          |           |           |          |          |          |          |          |          |          |          |          |          |          |          | L          | 9-17   |
| 09/24              | Texans        |             |           |           |          |            |            |          |          |               |          |           |           |          |          |          |          |          |          |          |          |          |          |          |          | L          | 17-37  |
| 10/01              | Falcons       |             |           |           |          |            |            |          |          |               |          |           |           |          |          |          |          |          |          |          |          |          |          |          |          | W          | 23-7   |
| 10/08              | at Bills      | P           | 0         | 0         | 0        | 0.0        | 0.0        | 0        | 0        | 0             | 0        | 0         | 0         | 0        | 0        | 0        | 0        | 0        | 0        | 0        | 0        | 0        | 0        | 0        | 0        | W          | 25-20  |
| 10/15              | Colts         | P           | 0         | 0         | 0        | 0.0        | 0.0        | 0        | 0        | 0             | 0        | 0         | 0         | 0        | 0        | 0        | 0        | 0        | 0        | 0        | 0        | 0        | 0        | 0        | 0        | W          | 37-20  |
| 10/19              | at Saints     | P           | 0         | 0         | 0        | 0.0        | 0.0        | 0        | 0        | 0             | 0        | 0         | 0         | 0        | 0        | 0        | 0        | 0        | 0        | 0        | 0        | 0        | 0        | 0        | 0        | W          | 31-24  |
| 10/29              | at Steelers   | P           | 0         | 0         | 0        | 0.0        | 0.0        | 0        | 0        | 0             | 0        | 1         | 23        | 23       | 0        | 1        | 0        | 0        | 0        | 0        | 0        | 0        | 0        | 0        | 0        | W          | 20-10  |
| 11/12              | 49ers         | P           | 0         | 0         | 0        | 0.0        | 0.0        | 0        | 0        | 0             | 0        | 0         | 0         | 0        | 0        | 0        | 0        | 0        | 0        | 0        | 2        | 1        | 1        | 0        | 0        | L          | 3-34   |
| 11/19              | Titans        | P           | 0         | 0         | 0        | 0.0        | 0.0        | 0        | 0        | 0             | 0        | 0         | 0         | 0        | 0        | 0        | 0        | 0        | 0        | 0        | 1        | 1        | 0        | 0        | 0        | W          | 34-14  |
| 11/26              | at Texans     | P           | 0         | 0         | 0        | 0.0        | 0.0        | 0        | 0        | 0             | 0        | 0         | 0         | 0        | 0        | 0        | 0        | 0        | 0        | 0        | 0        | 0        | 0        | 0        | 0        | W          | 24-21  |
| 12/04              | Bengals       | P           | 5         | 4         | 1        | 0.0        | 0.0        | 0        | 0        | 0             | 0        | 0         | 0         | 0        | 0        | 0        | 0        | 0        | 0        | 0        | 0        | 0        | 0        | 0        | 0        | L          | 31-34+ |
| 12/10              | at Browns     | P           | 2         | 1         | 1        | 1.0        | 4.0        | 0        | 0        | 1             | 0        | 0         | 0         | 0        | 1        | 1        | 0        | 0        | 0        | 0        | 0        | 0        | 0        | 0        | 0        | L          | 27-31  |
| 12/17              | Ravens        | P           | 1         | 0         | 1        | 0.0        | 0.0        | 0        | 0        | 0             | 0        | 0         | 0         | 0        | 0        | 0        | 0        | 0        | 0        | 0        | 0        | 0        | 0        | 0        | 0        | L          | 7-23   |
| 12/24              | at Buccaneers | S           | 2         | 2         | 0        | 0.0        | 0.0        | 0        | 0        | 0             | 0        | 0         | 0         | 0        | 0        | 0        | 0        | 0        | 0        | 0        | 0        | 0        | 0        | 0        | 0        | L          | 12-30  |
| 12/31              | Panthers      | S           | 2         | 2         | 0        | 0.0        | 0.0        | 0        | 0        | 0             | 1        | 27        | 27        | 0        | 1        | 0        | 0        | 0        | 0        | 0        | 0        | 0        | 0        | 0        | 0        | W          | 26-0   |
| 01/07              | at Titans     | S           | 2         | 2         | 0        | 0.0        | 0.0        | 0        | 0        | 0             | 0        | 0         | 0         | 0        | 0        | 0        | 0        | 0        | 0        | 0        | 0        | 0        | 0        | 0        | 0        | L          | 20-28  |
| <b>2023 TOTALS</b> |               | <b>13-3</b> | <b>14</b> | <b>11</b> | <b>3</b> | <b>1.0</b> | <b>4.0</b> | <b>0</b> | <b>0</b> | <b>1</b>      | <b>2</b> | <b>50</b> | <b>27</b> | <b>0</b> | <b>3</b> | <b>1</b> | <b>0</b> | <b>0</b> | <b>0</b> | <b>3</b> | <b>2</b> | <b>1</b> | <b>0</b> | <b>0</b> | <b>0</b> | <b>9-8</b> |        |

+ - Overtime





# CALEB JOHNSON | 57

**POSITION:** LINEBACKER  
**HT:** 6-2 | **WT:** 220 | **DOB:** 7-28-1998  
**COLLEGE:** HOUSTON BAPTIST  
**HOMETOWN:** POINT LOMA, CALIF.  
**ACQ:** W (CHI)-'22  
**EXP:** 4th YEAR

🐦 caleb2raw  
 📷 calebj\_\_

## KEY TRANSACTIONS

- Originally signed as a rookie free agent by Chicago on 5/14/21
- Claimed off of waivers by Jacksonville on 9/1/22
- Re-signed by Jacksonville on 3/13/24

## PRO

### 2024 (Jaguars)

- **10/6 vs. IND:** Saw action on special teams and recorded one tackle
- **9/29 at HOU:** Saw action on special teams
- **9/23 at BUF:** Recorded two tackles (one solo) on special teams
- **9/15 vs. CLE:** Recorded one tackle on special teams
- **9/8 at MIA:** Saw action on special teams

### 2023 (Jaguars)

- Saw action in all 17 games primarily on special teams... Recorded five special teams tackles (four solo)
- **9/10 at IND:** Saw action at linebacker and on special teams in season debut... Recorded one solo tackle on special teams

### 2022 (Jaguars)

- Saw action in 13 regular season games and both postseason games... In the regular season, on special teams, he posted 12 tackles (six solo) and one forced fumble... In the postseason he posted one special teams tackle
- **11/13 at K.C.:** Saw action on 17 special teams snaps and recorded two special teams tackles and one forced fumble
- **9/11 at WAS:** Saw action on 17 special teams snaps and recorded two special teams solo tackles

### 2021 (Bears)

- Played in 14 games with Chicago, primarily on special teams... Tallied seven special teams tackles and one fumble recovery
- **9/26/21 at CLE:** Recovered a fumble on special teams

## COLLEGE

- Three-year starter at Houston Baptist... Became the first player in Houston Baptist football's 11-year history to sign with an NFL team
- Named Southland Conference co-defensive player of the year in 2020 after recording 49 tackles while playing in just four games
- Ranks first all-time in school history with seven fumble recoveries, second with 10.0 sacks and third with 278 tackles

### CALEB JOHNSON'S NFL REGULAR SEASON DEFENSIVE STATISTICS

| DATE                               | TEAM    | GP        | TACKLES  |          |          |          |          |          |            | INTERCEPTIONS |          |          |          |          |          |          | O. FUMB  |          |          |          | ST        |           |           |          | MISC     |          |          |
|------------------------------------|---------|-----------|----------|----------|----------|----------|----------|----------|------------|---------------|----------|----------|----------|----------|----------|----------|----------|----------|----------|----------|-----------|-----------|-----------|----------|----------|----------|----------|
|                                    |         |           | GS       | TK       | S        | A        | TFL      | YDS      | SK         | YDS           | QBH      | NO       | YDS      | LG       | TD       | PD       | FF       | FR       | TD       | YDS      | TK        | S         | A         | FF       | FR       | S        | A        |
| 2021                               | Bears   | 14        | 0        | 1        | 0        | 1        | 0        | 0        | 0.0        | 0.0           | 0        | 0        | 0        | 0        | 0        | 0        | 0        | 0        | 0        | 0        | 7         | 4         | 3         | 0        | 1        | 0        | 0        |
| 2022                               | Jaguars | 13        | 0        | 0        | 0        | 0        | 0        | 0        | 0.0        | 0.0           | 0        | 0        | 0        | 0        | 0        | 0        | 0        | 0        | 0        | 0        | 16        | 10        | 6         | 1        | 0        | 0        | 0        |
| Went from Jacksonville to Chicago. |         |           |          |          |          |          |          |          |            |               |          |          |          |          |          |          |          |          |          |          |           |           |           |          |          |          |          |
| 2022                               | Bears   | 0         | 0        | 0        | 0        | 0        | 0        | 0        | 0.0        | 0.0           | 0        | 0        | 0        | 0        | 0        | 0        | 0        | 0        | 0        | 0        | 0         | 0         | 0         | 0        | 0        | 0        | 0        |
| 2022                               | TOTAL   | 13        | 0        | 0        | 0        | 0        | 0        | 0        | 0.0        | 0.0           | 0        | 0        | 0        | 0        | 0        | 0        | 0        | 0        | 0        | 0        | 16        | 10        | 6         | 1        | 0        | 0        | 0        |
| 2023                               | Jaguars | 17        | 0        | 0        | 0        | 0        | 0        | 0        | 0.0        | 0.0           | 0        | 0        | 0        | 0        | 0        | 0        | 0        | 0        | 0        | 0        | 5         | 4         | 1         | 0        | 0        | 0        | 0        |
| 2024                               | Jaguars | 6         | 0        | 0        | 0        | 0        | 0        | 0        | 0.0        | 0.0           | 0        | 0        | 0        | 0        | 0        | 0        | 0        | 0        | 0        | 0        | 4         | 3         | 1         | 0        | 0        | 0        | 0        |
| <b>NFL TOTALS</b>                  |         | <b>50</b> | <b>0</b> | <b>1</b> | <b>0</b> | <b>1</b> | <b>0</b> | <b>0</b> | <b>0.0</b> | <b>0.0</b>    | <b>0</b> | <b>0</b> | <b>0</b> | <b>0</b> | <b>0</b> | <b>0</b> | <b>0</b> | <b>0</b> | <b>0</b> | <b>0</b> | <b>32</b> | <b>21</b> | <b>11</b> | <b>1</b> | <b>1</b> | <b>0</b> | <b>0</b> |

### CALEB JOHNSON'S NFL POSTSEASON DEFENSIVE STATISTICS

| DATE              | TEAM    | GP       | TACKLES  |          |          |          |          |          |            | INTERCEPTIONS |          |          |          |          |          |          | O. FUMB  |          |          |          | ST       |          |          |          | MISC     |          |          |          |
|-------------------|---------|----------|----------|----------|----------|----------|----------|----------|------------|---------------|----------|----------|----------|----------|----------|----------|----------|----------|----------|----------|----------|----------|----------|----------|----------|----------|----------|----------|
|                   |         |          | GS       | TK       | S        | A        | TFL      | YDS      | SK         | YDS           | QBH      | NO       | YDS      | LG       | TD       | PD       | FF       | FR       | TD       | YDS      | TK       | S        | A        | FF       | FR       | S        | A        |          |
| 2022              | Jaguars | 2        | 0        | 0        | 0        | 0        | 0        | 0        | 0.0        | 0.0           | 0        | 0        | 0        | 0        | 0        | 0        | 0        | 0        | 0        | 0        | 0        | 1        | 0        | 1        | 0        | 0        | 0        | 0        |
| <b>NFL TOTALS</b> |         | <b>2</b> | <b>0</b> | <b>0</b> | <b>0</b> | <b>0</b> | <b>0</b> | <b>0</b> | <b>0.0</b> | <b>0.0</b>    | <b>0</b> | <b>0</b> | <b>0</b> | <b>0</b> | <b>0</b> | <b>0</b> | <b>0</b> | <b>0</b> | <b>0</b> | <b>0</b> | <b>0</b> | <b>1</b> | <b>0</b> | <b>1</b> | <b>0</b> | <b>0</b> | <b>0</b> | <b>0</b> |



**SINGLE-GAME HIGHS: DEFENSIVE**

**Total Tackles** 1 at Detroit Lions, Nov 25, 2021  
**Special Teams Tackles** 3 vs. Detroit Lions, Oct 03, 2021  
 2 at Buffalo Bills, Sep 23, 2024  
 ...5 more at 2.

**Special Teams Fumble Recoveries** 1 at Cleveland Browns, Sep 26, 2021

**SINGLE-GAME HIGHS - POSTSEASON: DEFENSIVE**

**Special Teams Tackles** 1 at Kansas City Chiefs, Jan 21, 2023

**2024 GAME-BY-GAME REGULAR-SEASON STATISTICS (JAGUARS)**

| DATE               | OPPONENT    | P/S | TACKLES    |          |          |          |            |            |          | INTERCEPTIONS |          |          |          |          | O. FUMB  |          |          |          | ST       |          |          |          | MISC     |          | W/L      | SCORE    |          |            |
|--------------------|-------------|-----|------------|----------|----------|----------|------------|------------|----------|---------------|----------|----------|----------|----------|----------|----------|----------|----------|----------|----------|----------|----------|----------|----------|----------|----------|----------|------------|
|                    |             |     | TK         | S        | A        | SK       | YDS        | TFL        | YDS      | QBH           | NO       | YDS      | LG       | TD       | PD       | FF       | FR       | TD       | YDS      | TK       | S        | A        | FF       | FR       |          |          | S        | A          |
| 09/08              | at Dolphins | P   | 0          | 0        | 0        | 0.0      | 0.0        | 0          | 0        | 0             | 0        | 0        | 0        | 0        | 0        | 0        | 0        | 0        | 0        | 0        | 0        | 0        | 0        | 0        | 0        | 0        | L        | 17-20      |
| 09/15              | Browns      | P   | 0          | 0        | 0        | 0.0      | 0.0        | 0          | 0        | 0             | 0        | 0        | 0        | 0        | 0        | 0        | 0        | 0        | 0        | 0        | 0        | 0        | 0        | 0        | 0        | 0        | L        | 13-18      |
| 09/23              | at Bills    | P   | 0          | 0        | 0        | 0.0      | 0.0        | 0          | 0        | 0             | 0        | 0        | 0        | 0        | 0        | 0        | 0        | 0        | 0        | 0        | 0        | 0        | 0        | 0        | 0        | L        | 10-47    |            |
| 09/29              | at Texans   | P   | 0          | 0        | 0        | 0.0      | 0.0        | 0          | 0        | 0             | 0        | 0        | 0        | 0        | 0        | 0        | 0        | 0        | 0        | 0        | 0        | 0        | 0        | 0        | 0        | L        | 20-24    |            |
| 10/06              | Colts       | P   | 0          | 0        | 0        | 0.0      | 0.0        | 0          | 0        | 0             | 0        | 0        | 0        | 0        | 0        | 0        | 0        | 0        | 0        | 0        | 0        | 0        | 0        | 0        | 0        | W        | 37-34    |            |
| 10/13              | at Bears    | P   | 0          | 0        | 0        | 0.0      | 0.0        | 0          | 0        | 0             | 0        | 0        | 0        | 0        | 0        | 0        | 0        | 0        | 0        | 0        | 0        | 0        | 0        | 0        | 0        | L        | 16-35    |            |
| <b>2024 TOTALS</b> |             |     | <b>6-0</b> | <b>0</b> | <b>0</b> | <b>0</b> | <b>0.0</b> | <b>0.0</b> | <b>0</b> | <b>0</b>      | <b>0</b> | <b>0</b> | <b>0</b> | <b>0</b> | <b>0</b> | <b>0</b> | <b>0</b> | <b>0</b> | <b>0</b> | <b>0</b> | <b>0</b> | <b>0</b> | <b>0</b> | <b>0</b> | <b>0</b> | <b>0</b> | <b>0</b> | <b>1-5</b> |

**2023 GAME-BY-GAME REGULAR-SEASON STATISTICS (JAGUARS)**

| DATE               | OPPONENT      | P/S | TACKLES     |          |          |          |            |            |          | INTERCEPTIONS |          |          |          |          | O. FUMB  |          |          |          | ST       |          |          |          | MISC     |          | W/L      | SCORE    |            |       |
|--------------------|---------------|-----|-------------|----------|----------|----------|------------|------------|----------|---------------|----------|----------|----------|----------|----------|----------|----------|----------|----------|----------|----------|----------|----------|----------|----------|----------|------------|-------|
|                    |               |     | TK          | S        | A        | SK       | YDS        | TFL        | YDS      | QBH           | NO       | YDS      | LG       | TD       | PD       | FF       | FR       | TD       | YDS      | TK       | S        | A        | FF       | FR       |          |          | S          | A     |
| 09/10              | at Colts      | P   | 0           | 0        | 0        | 0.0      | 0.0        | 0          | 0        | 0             | 0        | 0        | 0        | 0        | 0        | 0        | 0        | 0        | 0        | 0        | 0        | 0        | 0        | 0        | 0        | 0        | W          | 31-21 |
| 09/17              | Chiefs        | P   | 0           | 0        | 0        | 0.0      | 0.0        | 0          | 0        | 0             | 0        | 0        | 0        | 0        | 0        | 0        | 0        | 0        | 0        | 0        | 0        | 0        | 0        | 0        | 0        | 0        | L          | 9-17  |
| 09/24              | Texans        | P   | 0           | 0        | 0        | 0.0      | 0.0        | 0          | 0        | 0             | 0        | 0        | 0        | 0        | 0        | 0        | 0        | 0        | 0        | 0        | 0        | 0        | 0        | 0        | 0        | L        | 17-37      |       |
| 10/01              | Falcons       | P   | 0           | 0        | 0        | 0.0      | 0.0        | 0          | 0        | 0             | 0        | 0        | 0        | 0        | 0        | 0        | 0        | 0        | 0        | 0        | 0        | 0        | 0        | 0        | 0        | W        | 23-7       |       |
| 10/08              | at Bills      | P   | 0           | 0        | 0        | 0.0      | 0.0        | 0          | 0        | 0             | 0        | 0        | 0        | 0        | 0        | 0        | 0        | 0        | 0        | 0        | 0        | 0        | 0        | 0        | 0        | W        | 25-20      |       |
| 10/15              | Colts         | P   | 0           | 0        | 0        | 0.0      | 0.0        | 0          | 0        | 0             | 0        | 0        | 0        | 0        | 0        | 0        | 0        | 0        | 0        | 0        | 0        | 0        | 0        | 0        | 0        | W        | 37-20      |       |
| 10/19              | at Saints     | P   | 0           | 0        | 0        | 0.0      | 0.0        | 0          | 0        | 0             | 0        | 0        | 0        | 0        | 0        | 0        | 0        | 0        | 0        | 0        | 0        | 0        | 0        | 0        | 0        | W        | 31-24      |       |
| 10/29              | at Steelers   | P   | 0           | 0        | 0        | 0.0      | 0.0        | 0          | 0        | 0             | 0        | 0        | 0        | 0        | 0        | 0        | 0        | 0        | 0        | 0        | 0        | 0        | 0        | 0        | 0        | W        | 20-10      |       |
| 11/12              | 49ers         | P   | 0           | 0        | 0        | 0.0      | 0.0        | 0          | 0        | 0             | 0        | 0        | 0        | 0        | 0        | 0        | 0        | 0        | 0        | 0        | 0        | 0        | 0        | 0        | 0        | L        | 3-34       |       |
| 11/19              | Titans        | P   | 0           | 0        | 0        | 0.0      | 0.0        | 0          | 0        | 0             | 0        | 0        | 0        | 0        | 0        | 0        | 0        | 0        | 0        | 0        | 0        | 0        | 0        | 0        | 0        | W        | 34-14      |       |
| 11/26              | at Texans     | P   | 0           | 0        | 0        | 0.0      | 0.0        | 0          | 0        | 0             | 0        | 0        | 0        | 0        | 0        | 0        | 0        | 0        | 0        | 0        | 0        | 0        | 0        | 0        | 0        | W        | 24-21      |       |
| 12/04              | Bengals       | P   | 0           | 0        | 0        | 0.0      | 0.0        | 0          | 0        | 0             | 0        | 0        | 0        | 0        | 0        | 0        | 0        | 0        | 0        | 0        | 0        | 0        | 0        | 0        | 0        | L        | 31-34+     |       |
| 12/10              | at Browns     | P   | 0           | 0        | 0        | 0.0      | 0.0        | 0          | 0        | 0             | 0        | 0        | 0        | 0        | 0        | 0        | 0        | 0        | 0        | 0        | 0        | 0        | 0        | 0        | 0        | L        | 27-31      |       |
| 12/17              | Ravens        | P   | 0           | 0        | 0        | 0.0      | 0.0        | 0          | 0        | 0             | 0        | 0        | 0        | 0        | 0        | 0        | 0        | 0        | 0        | 0        | 0        | 0        | 0        | 0        | 0        | L        | 7-23       |       |
| 12/24              | at Buccaneers | P   | 0           | 0        | 0        | 0.0      | 0.0        | 0          | 0        | 0             | 0        | 0        | 0        | 0        | 0        | 0        | 0        | 0        | 0        | 0        | 0        | 0        | 0        | 0        | 0        | L        | 12-30      |       |
| 12/31              | Panthers      | P   | 0           | 0        | 0        | 0.0      | 0.0        | 0          | 0        | 0             | 0        | 0        | 0        | 0        | 0        | 0        | 0        | 0        | 0        | 0        | 0        | 0        | 0        | 0        | 0        | W        | 26-0       |       |
| 01/07              | at Titans     | P   | 0           | 0        | 0        | 0.0      | 0.0        | 0          | 0        | 0             | 0        | 0        | 0        | 0        | 0        | 0        | 0        | 0        | 0        | 0        | 0        | 0        | 0        | 0        | 0        | L        | 20-28      |       |
| <b>2023 TOTALS</b> |               |     | <b>17-0</b> | <b>0</b> | <b>0</b> | <b>0</b> | <b>0.0</b> | <b>0.0</b> | <b>0</b> | <b>0</b>      | <b>0</b> | <b>0</b> | <b>0</b> | <b>0</b> | <b>0</b> | <b>0</b> | <b>0</b> | <b>0</b> | <b>0</b> | <b>0</b> | <b>0</b> | <b>0</b> | <b>0</b> | <b>0</b> | <b>0</b> | <b>0</b> | <b>9-8</b> |       |



+ - Overtime





## D'ERNEST JOHNSON | 2

**POSITION:** RUNNING BACK  
**HT:** 5-10 | **WT:** 208 | **DOB:** 2-27-1996  
**COLLEGE:** SOUTH FLORIDA  
**HOMETOWN:** IMMOKALEE, FLA.  
**ACQ:** UFA (CLE) - '23  
**EXP:** 6th YEAR

 [DernestJohnson2](#)  
 [dernestjohnson2](#)

### KEY TRANSACTIONS

- Originally signed with Cleveland on 5/16/19 after going undrafted in 2018
- Signed with Jacksonville as an unrestricted free agent on 3/22/23
- Re-signed by Jacksonville on 3/13/24

### PRO

#### 2024 (Jaguars)

- **10/6 vs. IND:** Posted two receptions for nine yards and rushed for one yard on one carry
- **9/29 at HOU:** Saw action at running back
- **9/23 at BUF:** Rushed for 12 yards on two carries
- **9/15 vs. CLE:** Rushed for 26 yards on five carries
- **9/8 at MIA:** Saw action on special teams

#### 2023 (Jaguars)

- Appeared in 17 games and recorded 108 rushing yards on 41 attempts... He also recorded 10 receptions for 140 yards
- **11/26 at HOU:** Rushed for 19 yards on seven attempts... Recorded one reception for 42 yards... Saw action on special teams
- **11/19 vs. TEN:** Rushed for 20 yards on seven attempts... Posted one reception for 34 yards... Saw action on special teams
- **11/12 vs. S.F.:** Rushed for 12 yards on three attempts... Recorded two receptions for 28 yards... Saw action on special teams

#### 2022 (Browns)

- Appeared in 15 games and rushed for 17 yards on four carries... Caught three passes for seven yards

#### 2021 (Browns)

- Appeared in 17 games with two starts and rushed for 534 yards on 100 attempts and scored three touchdowns... Caught 19 passes for 137 yards
- Rushed for a career-high 146 yards on 22 carries and scored his first NFL touchdown against the Broncos on 10/21/21
- Returned six kickoffs for 139 yards

#### 2020 (Browns)

- Appeared in 16 games and rushed for 166 yards on 33 attempts... Caught three passes for 14 yards
- Returned three punts for 13 yards and 14 kickoffs for 351 yards

#### 2019 (Browns)

- Made his NFL debut in the season opener against Tennessee
- Appeared in 16 games and rushed for 21 yards on 4 carries... Caught six passes for 71 yards
- Returned two punts for nine yards and five kickoffs for 129 yards

### COLLEGE

- Appeared in 50 games and rushed for 1,796 yards on 421 carries and scored 16 touchdowns
- Caught 73 passes for 909 yards and scored 12 touchdowns
- Returned 28 punts for 289 yards and returned 49 kickoffs for 1,192 yards
- Finished as USF's career leader in all-purpose yards (4,186), receptions by a running back (73), and receiving yards by a running back (909)

### PERSONAL

- Before being signed in 2019, spent six weeks working on a fishing boat in Key West reeling in mahi mahi
- Worked as a personal trainer in Gainesville



**D'ERNEST JOHNSON'S NFL REGULAR SEASON RUSHING/RECEIVING STATISTICS**

| DATE              | TEAM    | RUSHING   |          |            |            |            |           |          | RECEIVING |            |            |           |          |
|-------------------|---------|-----------|----------|------------|------------|------------|-----------|----------|-----------|------------|------------|-----------|----------|
|                   |         | GP        | GS       | NO.        | YDS.       | AVG.       | LG        | TD       | NO.       | YDS.       | AVG.       | LG        | TD       |
| 2019              | Browns  | 16        | 0        | 4          | 21         | 5.3        | 13        | 0        | 6         | 71         | 11.8       | 27        | 0        |
| 2020              | Browns  | 16        | 0        | 33         | 166        | 5.0        | 28        | 0        | 3         | 14         | 4.7        | 5         | 0        |
| 2021              | Browns  | 17        | 2        | 100        | 534        | 5.3        | 30        | 3        | 19        | 137        | 7.2        | 18        | 0        |
| 2022              | Browns  | 15        | 0        | 4          | 17         | 4.3        | 7         | 0        | 3         | 7          | 2.3        | 7         | 0        |
| 2023              | Jaguars | 17        | 0        | 41         | 108        | 2.6        | 19        | 0        | 10        | 140        | 14.0       | 42        | 0        |
| 2024              | Jaguars | 6         | 0        | 16         | 67         | 4.2        | 13        | 0        | 4         | 25         | 6.3        | 14        | 0        |
| <b>NFL TOTALS</b> |         | <b>87</b> | <b>2</b> | <b>198</b> | <b>913</b> | <b>4.6</b> | <b>30</b> | <b>3</b> | <b>45</b> | <b>394</b> | <b>8.8</b> | <b>42</b> | <b>0</b> |

**D'ERNEST JOHNSON'S NFL POSTSEASON RUSHING/RECEIVING STATISTICS**

| DATE              | TEAM   | RUSHING  |          |          |          |            |          |          | RECEIVING |          |            |          |          |
|-------------------|--------|----------|----------|----------|----------|------------|----------|----------|-----------|----------|------------|----------|----------|
|                   |        | GP       | GS       | NO.      | YDS.     | AVG.       | LG       | TD       | NO.       | YDS.     | AVG.       | LG       | TD       |
| 2020              | Browns | 2        | 0        | 0        | 0        | 0.0        | 0        | 0        | 0         | 0        | 0.0        | 0        | 0        |
| <b>NFL TOTALS</b> |        | <b>2</b> | <b>0</b> | <b>0</b> | <b>0</b> | <b>0.0</b> | <b>0</b> | <b>0</b> | <b>0</b>  | <b>0</b> | <b>0.0</b> | <b>0</b> | <b>0</b> |

**D'ERNEST JOHNSON'S NFL REGULAR SEASON RETURN STATISTICS**

| DATE              | TEAM    | KICKOFF RETURNS |            |             |           |          | PUNT RETURNS |          |           |            |           |          |
|-------------------|---------|-----------------|------------|-------------|-----------|----------|--------------|----------|-----------|------------|-----------|----------|
|                   |         | RET.            | YDS.       | AVG.        | LG        | TD       | NO.          | FC       | YDS.      | AVG.       | LG        | TD       |
| 2019              | Browns  | 5               | 129        | 25.8        | 47        | 0        | 2            | 1        | 9         | 4.5        | 9         | 0        |
| 2020              | Browns  | 14              | 351        | 25.1        | 43        | 0        | 3            | 4        | 13        | 4.3        | 10        | 0        |
| 2021              | Browns  | 6               | 139        | 23.2        | 29        | 0        | 0            | 0        | 0         | 0.0        | 0         | 0        |
| 2022              | Browns  | 1               | 27         | 27.0        | 27        | 0        | 0            | 0        | 0         | 0.0        | 0         | 0        |
| 2023              | Jaguars | 7               | 126        | 18.0        | 22        | 0        | 0            | 0        | 0         | 0.0        | 0         | 0        |
| 2024              | Jaguars | 0               | 0          | 0.0         | 0         | 0        | 0            | 0        | 0         | 0.0        | 0         | 0        |
| <b>NFL TOTALS</b> |         | <b>33</b>       | <b>772</b> | <b>23.4</b> | <b>47</b> | <b>0</b> | <b>5</b>     | <b>5</b> | <b>22</b> | <b>4.4</b> | <b>10</b> | <b>0</b> |

**D'ERNEST JOHNSON'S NFL POSTSEASON RETURN STATISTICS**

| DATE              | TEAM   | KICKOFF RETURNS |            |             |           |          | PUNT RETURNS |          |          |            |          |          |
|-------------------|--------|-----------------|------------|-------------|-----------|----------|--------------|----------|----------|------------|----------|----------|
|                   |        | RET.            | YDS.       | AVG.        | LG        | TD       | NO.          | FC       | YDS.     | AVG.       | LG       | TD       |
| 2020              | Browns | 5               | 120        | 24.0        | 33        | 0        | 0            | 0        | 0        | 0.0        | 0        | 0        |
| <b>NFL TOTALS</b> |        | <b>5</b>        | <b>120</b> | <b>24.0</b> | <b>33</b> | <b>0</b> | <b>0</b>     | <b>0</b> | <b>0</b> | <b>0.0</b> | <b>0</b> | <b>0</b> |

**SINGLE-GAME HIGHS: RUSHING/RECEIVING**

|                           |  |                               |  |
|---------------------------|--|-------------------------------|--|
| <b>Rush Attempts</b>      | 25 vs. Cincinnati Bengals, Jan 09, 2022<br>22 vs. Denver Broncos, Oct 21, 2021                       | <b>Kickoff Return Yards</b>   | 113 at Pittsburgh Steelers, Jan 03, 2022<br>107 vs. Pittsburgh Steelers, Jan 03, 2021                |
| <b>Rushing Yards</b>      | 146 vs. Denver Broncos, Oct 21, 2021<br>123 vs. Cincinnati Bengals, Jan 09, 2022                     | <b>Longest Kickoff Return</b> | 47 at Cincinnati Bengals, Dec 29, 2019<br>43 at Jacksonville Jaguars, Nov 29, 2020                   |
| <b>Rushing Average</b>    | 7.3 at Dallas Cowboys, Oct 04, 2020<br>6.6 vs. Denver Broncos, Oct 21, 2021                          | <b>Fair Catches</b>           | 4 at New York Jets, Dec 27, 2020<br>1 at Cincinnati Bengals, Dec 29, 2019                            |
| <b>Longest Runs</b>       | 30 at Green Bay Packers, Dec 25, 2021<br>28 vs. Indianapolis Colts, Oct 11, 2020<br>...1 more at 28. | <b>Punt Return Yards</b>      | 13 at New York Jets, Dec 27, 2020<br>9 at Cincinnati Bengals, Dec 29, 2019                           |
| <b>Rushing TDs</b>        | 1 vs. Cincinnati Bengals, Jan 09, 2022<br>1 vs. Pittsburgh Steelers, Oct 31, 2021<br>...1 more at 1. | <b>Longest Punt Return</b>    | 10 at New York Jets, Dec 27, 2020<br>9 at Cincinnati Bengals, Dec 29, 2019                           |
| <b>Receptions</b>         | 7 at New England Patriots, Nov 14, 2021<br>4 vs. Las Vegas Raiders, Dec 20, 2021                     | <b>Punt Returns</b>           | 2 at New York Jets, Dec 27, 2020<br>1 vs. Washington Football Team, Sep 27, 2020<br>...2 more at 1.  |
| <b>Receiving Yards</b>    | 58 at New England Patriots, Nov 14, 2021<br>42 at Houston Texans, Nov 26, 2023<br>...1 more at 42.   | <b>Kickoff Return Average</b> | 31.0 at Jacksonville Jaguars, Nov 29, 2020<br>26.8 vs. Pittsburgh Steelers, Jan 03, 2021             |
| <b>Receiving Average</b>  | 14.0 at New York Jets, Sep 16, 2019<br>8.3 at New England Patriots, Nov 14, 2021                     | <b>Special Teams Tackles</b>  | 2 at Cincinnati Bengals, Dec 29, 2019<br>1 at Minnesota Vikings, Oct 03, 2021<br>...5 more at 1.     |
| <b>Longest Receptions</b> | 42 at Houston Texans, Nov 26, 2023<br>34 vs. Tennessee Titans, Nov 19, 2023                          | <b>Most TDs</b>               | 1 vs. Cincinnati Bengals, Jan 09, 2022<br>1 vs. Pittsburgh Steelers, Oct 31, 2021<br>...1 more at 1. |
| <b>All-Purpose Yards</b>  | 168 vs. Denver Broncos, Oct 21, 2021<br>157 at New England Patriots, Nov 14, 2021                    | <b>Scrimmage Yards</b>        | 168 vs. Denver Broncos, Oct 21, 2021<br>157 at New England Patriots, Nov 14, 2021                    |
| <b>Kickoff Returns</b>    | 5 at Pittsburgh Steelers, Jan 03, 2022<br>4 vs. Pittsburgh Steelers, Jan 03, 2021                    |                               |  |





**SINGLE-GAME HIGHS - POSTSEASON: RUSHING/RECEIVING**

**All-Purpose Yards** 83 at Pittsburgh Steelers, Jan 10, 2021  
 37 at Kansas City Chiefs, Jan 17, 2021

**Kickoff Returns** 3 at Pittsburgh Steelers, Jan 10, 2021  
 2 at Kansas City Chiefs, Jan 17, 2021

**Kickoff Return Yards** 83 at Pittsburgh Steelers, Jan 10, 2021  
 37 at Kansas City Chiefs, Jan 17, 2021

**Longest Kickoff Return** 33 at Pittsburgh Steelers, Jan 10, 2021  
 30 at Pittsburgh Steelers, Jan 10, 2021

**Kickoff Return Average** 27.7 at Pittsburgh Steelers, Jan 10, 2021

**Special Teams Tackles** 3 at Pittsburgh Steelers, Jan 10, 2021  
 1 at Kansas City Chiefs, Jan 17, 2021

**100-YARD RUSHING GAMES (2): REGULAR SEASON**

| DATE     | TEAM    | ATT. | YDS. | AVG. | LG | TD |
|----------|---------|------|------|------|----|----|
| 10/21/21 | BRONCOS | 22   | 146  | 6.6  | 20 | 1  |
| 01/09/22 | BENGALS | 25   | 123  | 4.9  | 13 | 1  |

**2024 GAME-BY-GAME REGULAR-SEASON STATISTICS (JAGUARS)**

| DATE               | OPPONENT    | P/S        | RUSHING   |           |            |           |          | RECEIVING |           |            |           |          | W/L        | SCORE |
|--------------------|-------------|------------|-----------|-----------|------------|-----------|----------|-----------|-----------|------------|-----------|----------|------------|-------|
|                    |             |            | NO.       | YDS.      | AVG.       | LG        | TD       | NO.       | YDS.      | AVG.       | LG        | TD       |            |       |
| 09/08              | at Dolphins | P          | 0         | 0         | 0.0        | 0         | 0        | 0         | 0         | 0.0        | 0         | 0        | L          | 17-20 |
| 09/15              | Browns      | P          | 5         | 26        | 5.2        | 9         | 0        | 0         | 0         | 0.0        | 0         | 0        | L          | 13-18 |
| 09/23              | at Bills    | P          | 2         | 12        | 6.0        | 11        | 0        | 0         | 0         | 0.0        | 0         | 0        | L          | 10-47 |
| 09/29              | at Texans   | P          | 2         | 0         | 0.0        | 1         | 0        | 0         | 0         | 0.0        | 0         | 0        | L          | 20-24 |
| 10/06              | Colts       | P          | 1         | 1         | 1.0        | 1         | 0        | 2         | 9         | 4.5        | 9         | 0        | W          | 37-34 |
| 10/13              | at Bears    | P          | 6         | 28        | 4.7        | 13        | 0        | 2         | 16        | 8.0        | 14        | 0        | L          | 16-35 |
| <b>2024 TOTALS</b> |             | <b>6-0</b> | <b>16</b> | <b>67</b> | <b>4.2</b> | <b>13</b> | <b>0</b> | <b>4</b>  | <b>25</b> | <b>6.3</b> | <b>14</b> | <b>0</b> | <b>1-5</b> |       |

**2023 GAME-BY-GAME REGULAR-SEASON STATISTICS (JAGUARS)**

| DATE               | OPPONENT      | P/S         | RUSHING   |            |            |           |          | RECEIVING |            |             |           |          | W/L        | SCORE  |
|--------------------|---------------|-------------|-----------|------------|------------|-----------|----------|-----------|------------|-------------|-----------|----------|------------|--------|
|                    |               |             | NO.       | YDS.       | AVG.       | LG        | TD       | NO.       | YDS.       | AVG.        | LG        | TD       |            |        |
| 09/10              | at Colts      | P           | 1         | -4         | -4.0       | -4        | 0        | 0         | 0          | 0.0         | 0         | 0        | W          | 31-21  |
| 09/17              | Chiefs        | P           | 1         | 8          | 8.0        | 8         | 0        | 1         | 9          | 9.0         | 9         | 0        | L          | 9-17   |
| 09/24              | Texans        | P           | 3         | 6          | 2.0        | 3         | 0        | 2         | 6          | 3.0         | 6         | 0        | L          | 17-37  |
| 10/01              | Falcons       | P           | 1         | -2         | -2.0       | -2        | 0        | 0         | 0          | 0.0         | 0         | 0        | W          | 23-7   |
| 10/08              | at Bills      | P           | 0         | 0          | 0.0        | 0         | 0        | 0         | 0          | 0.0         | 0         | 0        | W          | 25-20  |
| 10/15              | Colts         | P           | 1         | 19         | 19.0       | 19        | 0        | 0         | 0          | 0.0         | 0         | 0        | W          | 37-20  |
| 10/19              | at Saints     | P           | 0         | 0          | 0.0        | 0         | 0        | 0         | 0          | 0.0         | 0         | 0        | W          | 31-24  |
| 10/29              | at Steelers   | P           | 2         | 8          | 4.0        | 4         | 0        | 0         | 0          | 0.0         | 0         | 0        | W          | 20-10  |
| 11/12              | 49ers         | P           | 3         | 12         | 4.0        | 5         | 0        | 2         | 28         | 14.0        | 15        | 0        | L          | 3-34   |
| 11/19              | Titans        | P           | 7         | 20         | 2.9        | 9         | 0        | 1         | 34         | 34.0        | 34        | 0        | W          | 34-14  |
| 11/26              | at Texans     | P           | 7         | 19         | 2.7        | 7         | 0        | 1         | 42         | 42.0        | 42        | 0        | W          | 24-21  |
| 12/04              | Bengals       | P           | 5         | 4          | 0.8        | 4         | 0        | 1         | 5          | 5.0         | 5         | 0        | L          | 31-34+ |
| 12/10              | at Browns     | P           | 3         | 12         | 4.0        | 6         | 0        | 2         | 16         | 8.0         | 10        | 0        | L          | 27-31  |
| 12/17              | Ravens        | P           | 2         | 5          | 2.5        | 4         | 0        | 0         | 0          | 0.0         | 0         | 0        | L          | 7-23   |
| 12/24              | at Buccaneers | P           | 1         | 2          | 2.0        | 2         | 0        | 0         | 0          | 0.0         | 0         | 0        | L          | 12-30  |
| 12/31              | Panthers      | P           | 3         | 0          | 0.0        | 1         | 0        | 0         | 0          | 0.0         | 0         | 0        | W          | 26-0   |
| 01/07              | at Titans     | P           | 1         | -1         | -1.0       | -1        | 0        | 0         | 0          | 0.0         | 0         | 0        | L          | 20-28  |
| <b>2023 TOTALS</b> |               | <b>17-0</b> | <b>41</b> | <b>108</b> | <b>2.6</b> | <b>19</b> | <b>0</b> | <b>10</b> | <b>140</b> | <b>14.0</b> | <b>42</b> | <b>0</b> | <b>9-8</b> |        |

+ - Overtime





# JARRIAN JONES | 22

**POSITION:** CORNERBACK  
**HT:** 5-11 | **WT:** 190 | **DOB:** 5-8-2001  
**COLLEGE:** FLORIDA STATE  
**HOMETOWN:** MAGEE, MISS.  
**ACQ:** D3-'24  
**EXP:** R

@JarrianJones  
 @iamjarrianjones

## KEY TRANSACTIONS

- Originally drafted by Jacksonville in the third round (96th overall) in the 2024 draft

## PRO

### 2024 (Jaguars)

- 10/6 vs. IND:** Recorded one tackle and one pass defensed
- 9/29 at HOU:** Recorded four tackles (three solo)
- 9/23 at BUF:** Recorded two tackles before exiting with a shoulder injury
- 9/15 vs. CLE:** Saw action at cornerback and recorded three solo tackles
- 9/8 at MIA:** Saw action in his first career game at cornerback and recorded a tackle

## COLLEGE

- Appeared in 55 games with 29 starts and recorded 96 tackles, 12 passes defensed, five interceptions, 5.5 tackles for loss, two fumble recoveries and 1.0 sack at Florida State
- During his senior season (2023), he was named honorable mention all ACC and was awarded the Bobby Bowden Leadership Award
- First player in FSU history with 1.0 sack, one tackle for loss, one forced fumble, one fumble recovery and one interception in a single game
- Spent the 2019 season at Mississippi State before transferring to Florida State

## PERSONAL

- Son of Rhonda Jones and Andrew Jones
- Attended Northwest Rankin High School in Flowood, Mississippi
- Rated as a four-star prospect and No. 13 in Mississippi by 247Sports and ESPN

## JARRIAN JONES' NFL REGULAR SEASON DEFENSIVE STATISTICS

| DATE              | TEAM    | GP       | TACKLES  |           |          |          |          |          |            | INTERCEPTIONS |          |          |          |          |          | O. FUMB  |          |          |          | ST       |          |          |          | MISC     |          |          |          |          |
|-------------------|---------|----------|----------|-----------|----------|----------|----------|----------|------------|---------------|----------|----------|----------|----------|----------|----------|----------|----------|----------|----------|----------|----------|----------|----------|----------|----------|----------|----------|
|                   |         |          | GS       | TK        | S        | A        | TFL      | YDS      | SK         | YDS           | QBH      | NO       | YDS      | LG       | TD       | PD       | FF       | FR       | TD       | YDS      | TK       | S        | A        | FF       | FR       | S        | A        |          |
| 2024              | Jaguars | 6        | 0        | 11        | 8        | 3        | 0        | 0        | 0.0        | 0.0           | 0        | 0        | 0        | 0        | 0        | 0        | 0        | 0        | 0        | 0        | 0        | 0        | 0        | 0        | 0        | 0        | 0        | 0        |
| <b>NFL TOTALS</b> |         | <b>6</b> | <b>0</b> | <b>11</b> | <b>8</b> | <b>3</b> | <b>0</b> | <b>0</b> | <b>0.0</b> | <b>0.0</b>    | <b>0</b> | <b>0</b> | <b>0</b> | <b>0</b> | <b>0</b> | <b>0</b> | <b>1</b> | <b>0</b> | <b>0</b> | <b>0</b> | <b>0</b> | <b>0</b> | <b>0</b> | <b>0</b> | <b>0</b> | <b>0</b> | <b>0</b> | <b>0</b> |

### SINGLE-GAME HIGHS: DEFENSIVE

**Total Tackles** 4 at Houston Texans, Sep 29, 2024      **Passes Defensed** 1 vs. Indianapolis Colts, Oct 06, 2024  
3 vs. Cleveland Browns, Sep 15, 2024

**Solo Tackles** 3 at Houston Texans, Sep 29, 2024  
3 vs. Cleveland Browns, Sep 15, 2024

### 2024 GAME-BY-GAME REGULAR-SEASON STATISTICS (JAGUARS)

| DATE               | OPPONENT    | P/S        | TACKLES   |          |          |            |            |          |          | INTERCEPTIONS |          |          |          |          |          | O. FUMB  |          |          |          | ST       |          |          |          | MISC     |          |            |       |       |
|--------------------|-------------|------------|-----------|----------|----------|------------|------------|----------|----------|---------------|----------|----------|----------|----------|----------|----------|----------|----------|----------|----------|----------|----------|----------|----------|----------|------------|-------|-------|
|                    |             |            | TK        | S        | A        | SK         | YDS        | TFL      | YDS      | QBH           | NO       | YDS      | LG       | TD       | PD       | FF       | FR       | TD       | YDS      | TK       | S        | A        | FF       | FR       | S        | A          | W/L   | SCORE |
| 09/08              | at Dolphins | P          | 1         | 0        | 1        | 0.0        | 0.0        | 0        | 0        | 0             | 0        | 0        | 0        | 0        | 0        | 0        | 0        | 0        | 0        | 0        | 0        | 0        | 0        | 0        | 0        | 0          | L     | 17-20 |
| 09/15              | Browns      | P          | 3         | 3        | 0        | 0.0        | 0.0        | 0        | 0        | 0             | 0        | 0        | 0        | 0        | 0        | 0        | 0        | 0        | 0        | 0        | 0        | 0        | 0        | 0        | 0        | L          | 13-18 |       |
| 09/23              | at Bills    | P          | 2         | 2        | 0        | 0.0        | 0.0        | 0        | 0        | 0             | 0        | 0        | 0        | 0        | 0        | 0        | 0        | 0        | 0        | 0        | 0        | 0        | 0        | 0        | 0        | L          | 10-47 |       |
| 09/29              | at Texans   | P          | 4         | 3        | 1        | 0.0        | 0.0        | 0        | 0        | 0             | 0        | 0        | 0        | 0        | 0        | 0        | 0        | 0        | 0        | 0        | 0        | 0        | 0        | 0        | 0        | L          | 20-24 |       |
| 10/06              | Colts       | P          | 1         | 0        | 1        | 0.0        | 0.0        | 0        | 0        | 0             | 0        | 0        | 0        | 0        | 1        | 0        | 0        | 0        | 0        | 0        | 0        | 0        | 0        | 0        | 0        | W          | 37-34 |       |
| 10/13              | at Bears    | P          | 0         | 0        | 0        | 0.0        | 0.0        | 0        | 0        | 0             | 0        | 0        | 0        | 0        | 0        | 0        | 0        | 0        | 0        | 0        | 0        | 0        | 0        | 0        | 0        | L          | 16-35 |       |
| <b>2024 TOTALS</b> |             | <b>6-0</b> | <b>11</b> | <b>8</b> | <b>3</b> | <b>0.0</b> | <b>0.0</b> | <b>0</b> | <b>0</b> | <b>0</b>      | <b>0</b> | <b>0</b> | <b>0</b> | <b>0</b> | <b>1</b> | <b>0</b> | <b>0</b> | <b>0</b> | <b>0</b> | <b>0</b> | <b>0</b> | <b>0</b> | <b>0</b> | <b>0</b> | <b>0</b> | <b>1-5</b> |       |       |



**JARRIAN JONES' COLLEGE DEFENSIVE STATISTICS**

| DATE          | TEAM            | GP        | TACKLES   |           |           |           |            |             |            | INTERCEPTIONS |          |          |           |           |          |           | O. FUMB  |          |          |          | ST       |          |          |          | MISC     |          |   |
|---------------|-----------------|-----------|-----------|-----------|-----------|-----------|------------|-------------|------------|---------------|----------|----------|-----------|-----------|----------|-----------|----------|----------|----------|----------|----------|----------|----------|----------|----------|----------|---|
|               |                 |           | GS        | TK        | S         | A         | TFL        | YDS         | SK         | YDS           | QBH      | NO       | YDS       | LG        | TD       | PD        | FF       | FR       | TD       | YDS      | TK       | S        | A        | FF       | FR       | S        | A |
| 2019          | Mississippi St. | 11        | 1         | 12        | 7         | 5         | 0.0        | 0.0         | 0.0        | 0.0           | 0        | 0        | 0         | 0         | 2        | 0         | 1        | 0        | 0        | 0        | 0        | 0        | 0        | 0        | 0        | 0        | 0 |
| 2020          | Florida St.     | 7         | 2         | 17        | 10        | 7         | 0.0        | 0.0         | 0.0        | 0             | 0        | 0        | 0         | 1         | 0        | 0         | 0        | 0        | 0        | 0        | 0        | 0        | 0        | 0        | 0        | 0        |   |
| 2021          | Florida St.     | 12        | 6         | 22        | 18        | 4         | 0.5        | 1.0         | 0.0        | 0             | 1        | 0        | 0         | 2         | 0        | 0         | 0        | 0        | 0        | 0        | 0        | 0        | 0        | 0        | 0        | 0        |   |
| 2022          | Florida St.     | 12        | 10        | 19        | 13        | 6         | 0.0        | 0.0         | 0.0        | 0             | 1        | 0        | 0         | 4         | 0        | 0         | 0        | 0        | 0        | 0        | 0        | 0        | 0        | 0        | 0        | 0        |   |
| 2023          | Florida St.     | 13        | 9         | 25        | 16        | 9         | 5.0        | 22.0        | 1.0        | 13.0          | 0        | 3        | 32        | 30        | 1        | 3         | 1        | 1        | 0        | 3        | 0        | 0        | 0        | 0        | 0        | 0        |   |
| <b>TOTALS</b> |                 | <b>55</b> | <b>28</b> | <b>95</b> | <b>64</b> | <b>31</b> | <b>5.5</b> | <b>23.0</b> | <b>1.0</b> | <b>13.0</b>   | <b>0</b> | <b>5</b> | <b>32</b> | <b>30</b> | <b>1</b> | <b>12</b> | <b>1</b> | <b>2</b> | <b>0</b> | <b>3</b> | <b>0</b> | <b>0</b> | <b>0</b> | <b>0</b> | <b>0</b> | <b>0</b> |   |

**COLLEGE 2023 GAME-BY-GAME STATISTICS (FLORIDA ST.)**

| DATE               | OPPONENT          | P/S         | TACKLES                   |           |          |            |             |            |             | INTERCEPTIONS |          |           |           |          |          |          | O. FUMB  |          |          |          | ST       |          |          |          | MISC     |          |             |       |
|--------------------|-------------------|-------------|---------------------------|-----------|----------|------------|-------------|------------|-------------|---------------|----------|-----------|-----------|----------|----------|----------|----------|----------|----------|----------|----------|----------|----------|----------|----------|----------|-------------|-------|
|                    |                   |             | TK                        | S         | A        | SK         | YDS         | TFL        | YDS         | QBH           | NO       | YDS       | LG        | TD       | PD       | FF       | FR       | TD       | YDS      | TK       | S        | A        | FF       | FR       | S        | A        | W/L         | SCORE |
| 09/03              | LSU               | P           | 5                         | 4         | 1        | 0.0        | 0.0         | 0.0        | 0.0         | 0             | 0        | 0         | 0         | 0        | 0        | 0        | 0        | 0        | 0        | 0        | 0        | 0        | 0        | 0        | 0        | 0        | L           | 24-45 |
| 09/09              | Southern Miss.    | P           | 1                         | 1         | 0        | 0.0        | 0.0         | 0.0        | 0.0         | 0             | 1        | 30        | 30        | 1        | 0        | 0        | 0        | 0        | 0        | 0        | 0        | 0        | 0        | 0        | 0        | 0        | W           | 66-13 |
| 09/16              | at Boston College | P           | 3                         | 3         | 0        | 0.0        | 0.0         | 1.0        | 1.0         | 0             | 0        | 0         | 0         | 0        | 0        | 0        | 0        | 0        | 0        | 0        | 0        | 0        | 0        | 0        | 0        | W        | 31-29       |       |
| 09/23              | at Clemson        | S           | 1                         | 1         | 0        | 0.0        | 0.0         | 0.0        | 0.0         | 0             | 0        | 0         | 0         | 0        | 1        | 0        | 0        | 0        | 0        | 0        | 0        | 0        | 0        | 0        | 0        | W        | 31-24       |       |
| 10/07              | Virginia Tech     | S           | 3                         | 2         | 1        | 0.0        | 0.0         | 0.0        | 0.0         | 0             | 0        | 0         | 0         | 0        | 1        | 0        | 0        | 0        | 0        | 0        | 0        | 0        | 0        | 0        | 0        | W        | 39-17       |       |
| 10/14              | Syracuse          | S           | 2                         | 1         | 1        | 0.0        | 0.0         | 0.0        | 0.0         | 0             | 0        | 0         | 0         | 0        | 0        | 0        | 0        | 0        | 0        | 0        | 0        | 0        | 0        | 0        | 0        | W        | 41-3        |       |
| 10/21              | Duke              | S           | 1                         | 0         | 1        | 0.0        | 0.0         | 0.0        | 0.0         | 0             | 0        | 0         | 0         | 0        | 0        | 0        | 0        | 0        | 0        | 0        | 0        | 0        | 0        | 0        | 0        | W        | 38-20       |       |
| 10/28              | at Wake Forest    | S           | 2                         | 0         | 2        | 0.0        | 0.0         | 0.0        | 0.0         | 0             | 0        | 0         | 0         | 0        | 0        | 0        | 0        | 0        | 0        | 0        | 0        | 0        | 0        | 0        | 0        | W        | 41-16       |       |
| 11/04              | at Pittsburgh     |             | DID NOT PLAY (NON-INJURY) |           |          |            |             |            |             |               |          |           |           |          |          |          |          |          |          |          |          |          |          |          |          |          | W           | 24-7  |
| 11/11              | Miami (FL)        | S           | 1                         | 0         | 1        | 0.0        | 0.0         | 0.0        | 0.0         | 0             | 1        | 0         | 0         | 0        | 0        | 0        | 0        | 0        | 0        | 0        | 0        | 0        | 0        | 0        | 0        | 0        | W           | 27-20 |
| 11/18              | North Ala.        | S           | 3                         | 3         | 0        | 1.0        | 13.0        | 3.0        | 16.0        | 0             | 1        | 2         | 2         | 0        | 0        | 1        | 1        | 0        | 3        | 0        | 0        | 0        | 0        | 0        | 0        | 0        | W           | 58-13 |
| 11/25              | at Florida        | S           | 2                         | 1         | 1        | 0.0        | 0.0         | 1.0        | 5.0         | 0             | 0        | 0         | 0         | 0        | 1        | 0        | 0        | 0        | 0        | 0        | 0        | 0        | 0        | 0        | 0        | 0        | W           | 24-15 |
| 12/02              | Louisville        | S           | 1                         | 0         | 1        | 0.0        | 0.0         | 0.0        | 0.0         | 0             | 0        | 0         | 0         | 0        | 0        | 0        | 0        | 0        | 0        | 0        | 0        | 0        | 0        | 0        | 0        | 0        | W           | 16-6  |
| 12/30              | Georgia           | P           | 0                         | 0         | 0        | 0.0        | 0.0         | 0.0        | 0.0         | 0             | 0        | 0         | 0         | 0        | 0        | 0        | 0        | 0        | 0        | 0        | 0        | 0        | 0        | 0        | 0        | 0        | L           | 3-63  |
| <b>2023 TOTALS</b> |                   | <b>13-9</b> | <b>25</b>                 | <b>16</b> | <b>9</b> | <b>1.0</b> | <b>13.0</b> | <b>5.0</b> | <b>22.0</b> | <b>0</b>      | <b>3</b> | <b>32</b> | <b>30</b> | <b>1</b> | <b>3</b> | <b>1</b> | <b>1</b> | <b>0</b> | <b>3</b> | <b>0</b> | <b>0</b> | <b>0</b> | <b>0</b> | <b>0</b> | <b>0</b> | <b>0</b> | <b>12-2</b> |       |





# MAC JONES | 10

**POSITION:** QUARTERBACK  
**HT:** 6-3 | **WT:** 220 | **DOB:** 9-5-1998  
**COLLEGE:** ALABAMA  
**HOMETOWN:** JACKSONVILLE, FLA.  
**ACQ:** T (N.E.)-'24  
**EXP:** 4th YEAR

@MacJones\_10  
 @macjones\_10

## KEY TRANSACTIONS:

- Selected in the first round (15th overall) in the 2021 NFL Draft
- Acquired via trade by Jacksonville on 3/14/24

## PRO

### 2024 (Jaguars)

- **10/6 vs. IND:** Did not play
- **9/29 at HOU:** Did not play
- **9/23 at BUF:** Saw action at quarterback, completing 5-of-8 passes for 22 yards
- **9/15 vs. CLE:** Did not play
- **9/8 at MIA:** Did not play

### 2023 (Patriots)

- Started in all 11 games he participated in... Completed 224-of-345 passes for 2,120 yards for 10 touchdowns and recorded 96 rushing yards on 26 attempts
- **10/22 vs. BUF:** Recorded 25 completions on 30 attempts for 272 yards and two touchdowns... Posted a season-best completion percentage (83.3)
- **9/10 vs. PHI:** Set a career-high in pass attempts and completions going 35-54 and a season-high three passing touchdowns with three... Threw for 316 yards, marking the fifth time in his career completing over 300 yards in a single game

### 2022 (Patriots)

- Named co-captain for the 2022 season
- Started in all 14 games he participated in... Completed 288-442 passes for 2,997 yards with 14 touchdowns and recorded 102 rushing yards on 47 attempts
- Posted four games throwing for multiple touchdowns in the regular season
- **11/24 at MIN:** Recorded a career-high 382 passing yards and two touchdowns on 28 completions... Marked the second time recording at least 300 passing yards in a single game
- **9/25 vs. BAL:** Completed 22 passes on 32 attempts for 321 yards

### 2021 (Patriots)

- Selected to the Pro Bowl and to the PFWA All-Rookie Team
- Started all 17 games and completed 352-of-521 passes for 3,801 yards with 22 touchdowns. Additionally, he had 44 rushing attempts for 129 yards
- He helped lead the Patriots to a 10-7 record and became the 12th rookie quarterback since 1970 to lead his team to a winning record and the eighth to lead his team to 10 or more wins during his rookie season
- **1/25 at BUF:** Completed 24 passes on 38 attempts for 232 yards and two touchdowns in first NFL playoff appearance

## COLLEGE

- Started during the 2020 BCS National Championship, where Alabama defeated Ohio State, 52-24
- Consensus first-team All-America and All-SEC first-team selection as a redshirt junior 2020
- Recorded four of the program's 400-plus yard passing performances in team history, most by any one quarterback at Alabama and tied for the most in a single-season in SEC history
- Led all Division I quarterbacks with a school-record 4,500 yards passing on 311-of-402 attempts with 41 touchdown passes and four interceptions in 2020
- Set the NCAA single-season completion percentage record (77.4) in 2020

## PERSONAL

- Born Michael McCorkle Jones on September 5, 1998, to parents Gordon and Holly Jones
- Father played tennis at Florida State University and Flagler College. Brother, Will, played soccer at Mercer University, while his sister, Sarah Jane, played tennis for the College of Charleston
- Selected by USA Football to play on the U.S. Under-19 National Team at the 2017 North American Championship against Canada
- Helped lead The Bolles School to the Florida 4A State Championship game as a senior in 2016, passing for 1,532 yards and 29 touchdowns
- Threw for 2,150 yards and 26 touchdowns as a junior in 2015, taking the Bulldogs to the state regional finals



### MAC JONES' NFL REGULAR SEASON PASSING STATISTICS

| DATE          | TEAM     | GP        | GS        | ATT.         | CMP.       | PCT.        | YDS          | AVG.       | TD        | INT.      | LG         | SK        | LST        | RATE        |
|---------------|----------|-----------|-----------|--------------|------------|-------------|--------------|------------|-----------|-----------|------------|-----------|------------|-------------|
| 2021          | Patriots | 17        | 17        | 521          | 352        | 67.6        | 3,801        | 7.3        | 22        | 13        | 75t        | 28        | 241        | 92.5        |
| 2022          | Patriots | 14        | 14        | 442          | 288        | 65.2        | 2,997        | 6.8        | 14        | 11        | 48t        | 34        | 231        | 84.8        |
| 2023          | Patriots | 11        | 11        | 345          | 224        | 64.9        | 2,120        | 6.1        | 10        | 12        | 58t        | 22        | 127        | 77.0        |
| 2024          | Jaguars  | 2         | 0         | 9            | 6          | 66.7        | 28           | 3.1        | 0         | 0         | 9          | 2         | 27         | 70.6        |
| <b>TOTALS</b> |          | <b>44</b> | <b>42</b> | <b>1,317</b> | <b>870</b> | <b>66.1</b> | <b>8,946</b> | <b>6.8</b> | <b>46</b> | <b>36</b> | <b>75T</b> | <b>86</b> | <b>626</b> | <b>85.7</b> |

### MAC JONES' NFL POSTSEASON PASSING STATISTICS

| DATE          | TEAM     | GP       | GS       | ATT.      | CMP.      | PCT.        | YDS        | AVG.       | TD       | INT.     | LG        | SK       | LST       | RATE        |
|---------------|----------|----------|----------|-----------|-----------|-------------|------------|------------|----------|----------|-----------|----------|-----------|-------------|
| 2021          | Patriots | 1        | 1        | 38        | 24        | 63.2        | 232        | 6.1        | 2        | 2        | 43        | 3        | 16        | 75.8        |
| <b>TOTALS</b> |          | <b>1</b> | <b>1</b> | <b>38</b> | <b>24</b> | <b>63.2</b> | <b>232</b> | <b>6.1</b> | <b>2</b> | <b>2</b> | <b>43</b> | <b>3</b> | <b>16</b> | <b>75.8</b> |

### MAC JONES' NFL REGULAR SEASON RUSHING STATISTICS

| DATE          | TEAM     | NO.        | YDS.       | AVG.       | LG        | TD       |
|---------------|----------|------------|------------|------------|-----------|----------|
| 2021          | Patriots | 44         | 129        | 2.9        | 13        | 0        |
| 2022          | Patriots | 47         | 102        | 2.2        | 15        | 1        |
| 2023          | Patriots | 26         | 96         | 3.7        | 18        | 0        |
| 2024          | Jaguars  | 0          | 0          | 0.0        | 0         | 0        |
| <b>TOTALS</b> |          | <b>117</b> | <b>327</b> | <b>2.8</b> | <b>18</b> | <b>1</b> |

### MAC JONES' NFL POSTSEASON RUSHING STATISTICS

| DATE          | TEAM     | NO.      | YDS.      | AVG.       | LG        | TD       |
|---------------|----------|----------|-----------|------------|-----------|----------|
| 2021          | Patriots | 2        | 18        | 9.0        | 16        | 0        |
| <b>TOTALS</b> |          | <b>2</b> | <b>18</b> | <b>9.0</b> | <b>16</b> | <b>0</b> |

### MAC JONES' NFL REGULAR SEASON PASSING/RUSHING STATISTICS

| DATE          | TEAM     | GP        | GS        | PASSING      |            |             |              |            |           |           |            |           |            |             | RUSHING    |            |            |           |          |
|---------------|----------|-----------|-----------|--------------|------------|-------------|--------------|------------|-----------|-----------|------------|-----------|------------|-------------|------------|------------|------------|-----------|----------|
|               |          |           |           | ATT.         | CMP.       | PCT.        | YDS          | AVG.       | TD        | INT.      | LG         | SK        | LST        | RATE        | NO.        | YDS.       | AVG.       | LG        | TD       |
| 2021          | Patriots | 17        | 17        | 521          | 352        | 67.6        | 3,801        | 7.3        | 22        | 13        | 75t        | 28        | 241        | 92.5        | 44         | 129        | 2.9        | 13        | 0        |
| 2022          | Patriots | 14        | 14        | 442          | 288        | 65.2        | 2,997        | 6.8        | 14        | 11        | 48t        | 34        | 231        | 84.8        | 47         | 102        | 2.2        | 15        | 1        |
| 2023          | Patriots | 11        | 11        | 345          | 224        | 64.9        | 2,120        | 6.1        | 10        | 12        | 58t        | 22        | 127        | 77.0        | 26         | 96         | 3.7        | 18        | 0        |
| 2024          | Jaguars  | 2         | 0         | 9            | 6          | 66.7        | 28           | 3.1        | 0         | 0         | 9          | 2         | 27         | 70.6        | 0          | 0          | 0.0        | 0         | 0        |
| <b>TOTALS</b> |          | <b>44</b> | <b>42</b> | <b>1,317</b> | <b>870</b> | <b>66.1</b> | <b>8,946</b> | <b>6.8</b> | <b>46</b> | <b>36</b> | <b>75T</b> | <b>86</b> | <b>626</b> | <b>85.7</b> | <b>117</b> | <b>327</b> | <b>2.8</b> | <b>18</b> | <b>1</b> |

### MAC JONES' NFL POSTSEASON PASSING/RUSHING STATISTICS

| DATE          | TEAM     | GP       | GS       | PASSING   |           |             |            |            |          |          |           |          |           |             | RUSHING  |           |            |           |          |
|---------------|----------|----------|----------|-----------|-----------|-------------|------------|------------|----------|----------|-----------|----------|-----------|-------------|----------|-----------|------------|-----------|----------|
|               |          |          |          | ATT.      | CMP.      | PCT.        | YDS        | AVG.       | TD       | INT.     | LG        | SK       | LST       | RATE        | NO.      | YDS.      | AVG.       | LG        | TD       |
| 2021          | Patriots | 1        | 1        | 38        | 24        | 63.2        | 232        | 6.1        | 2        | 2        | 43        | 3        | 16        | 75.8        | 2        | 18        | 9.0        | 16        | 0        |
| <b>TOTALS</b> |          | <b>1</b> | <b>1</b> | <b>38</b> | <b>24</b> | <b>63.2</b> | <b>232</b> | <b>6.1</b> | <b>2</b> | <b>2</b> | <b>43</b> | <b>3</b> | <b>16</b> | <b>75.8</b> | <b>2</b> | <b>18</b> | <b>9.0</b> | <b>16</b> | <b>0</b> |

### SINGLE-GAME HIGHS: QUARTERBACK

|                              |   |                        |  |
|------------------------------|---|------------------------|--|
| <b>Pass Attempts</b>         | 54 vs. Philadelphia Eagles, Sep 10, 2023<br>51 vs. New Orleans Saints, Sep 26, 2021                 | <b>Passer Rating</b>   | 142.1 vs. Cleveland Browns, Nov 14, 2021<br>128.1 vs. Jacksonville Jaguars, Jan 02, 2022           |
| <b>Pass Completions</b>      | 35 vs. Philadelphia Eagles, Sep 10, 2023<br>31 vs. Miami Dolphins, Sep 17, 2023<br>...1 more at 31. | <b>Rush Attempts</b>   | 7 at New York Jets, Oct 30, 2022<br>7 at Pittsburgh Steelers, Sep 18, 2022                         |
| <b>Yards Passing</b>         | 382 at Minnesota Vikings, Nov 24, 2022<br>321 vs. Baltimore Ravens, Sep 25, 2022                    | <b>Rushing Yards</b>   | 33 vs. Buffalo Bills, Dec 26, 2021<br>31 vs. Baltimore Ravens, Sep 25, 2022                        |
| <b>TD Passes</b>             | 3 vs. Philadelphia Eagles, Sep 10, 2023<br>3 at Buffalo Bills, Jan 08, 2023<br>...2 more at 3.      | <b>Rushing Average</b> | 2.7 at New York Jets, Oct 30, 2022<br>0.9 at Pittsburgh Steelers, Sep 18, 2022                     |
| <b>Long Passes</b>           | 75t vs. Dallas Cowboys, Oct 17, 2021<br>58t at New York Jets, Sep 24, 2023                          | <b>Longest Runs</b>    | 18 vs. Miami Dolphins, Sep 17, 2023<br>15 vs. Indianapolis Colts, Nov 12, 2023<br>...1 more at 15. |
| <b>Completion Percentage</b> | 85.2 vs. New York Jets, Nov 20, 2022<br>84.6 at Atlanta Falcons, Nov 18, 2021                       | <b>Rushing TDs</b>     | 1 vs. Baltimore Ravens, Sep 25, 2022   |



**SINGLE-GAME HIGHS - POSTSEASON: QUARTERBACK**

|                         |                                    |                              |                                     |
|-------------------------|------------------------------------|------------------------------|-------------------------------------|
| <b>Pass Attempts</b>    | 38 at Buffalo Bills, Jan 15, 2022  | <b>Completion Percentage</b> | 63.2 at Buffalo Bills, Jan 15, 2022 |
| <b>Pass Completions</b> | 24 at Buffalo Bills, Jan 15, 2022  | <b>Passer Rating</b>         | 75.8 at Buffalo Bills, Jan 15, 2022 |
| <b>Yards Passing</b>    | 232 at Buffalo Bills, Jan 15, 2022 | <b>Rush Attempts</b>         | 2 at Buffalo Bills, Jan 15, 2022    |
| <b>TD Passes</b>        | 2 at Buffalo Bills, Jan 15, 2022   | <b>Rushing Yards</b>         | 18 at Buffalo Bills, Jan 15, 2022   |
| <b>Long Passes</b>      | 43 at Buffalo Bills, Jan 15, 2022  | <b>Longest Runs</b>          | 16 at Buffalo Bills, Jan 15, 2022   |
|                         | 30 at Buffalo Bills, Jan 15, 2022  |                              | 2 at Buffalo Bills, Jan 15, 2022    |

**300-YARD PASSING GAMES (5): REGULAR SEASON**

| DATE     | TEAM       | NO. | YDS. | AVG. | LG  | TD |
|----------|------------|-----|------|------|-----|----|
| 10/24/21 | JETS       | 24  | 307  | 12.8 | 46  | 2  |
| 11/28/21 | TITANS     | 23  | 310  | 13.5 | 41t | 2  |
| 09/25/22 | RAVENS     | 22  | 321  | 14.6 | 40  | 0  |
| 11/24/22 | at Vikings | 28  | 382  | 13.6 | 40  | 2  |
| 09/10/23 | EAGLES     | 35  | 316  | 9.0  | 32  | 3  |

**2024 GAME-BY-GAME REGULAR-SEASON STATISTICS (JAGUARS)**

| DATE               | OPPONENT    | P/S        | PASSING                   |          |           |             |            |            |          |          |          |             | RUSHING     |          |          |          | W/L      | SCORE      |       |
|--------------------|-------------|------------|---------------------------|----------|-----------|-------------|------------|------------|----------|----------|----------|-------------|-------------|----------|----------|----------|----------|------------|-------|
|                    |             |            | ATT                       | CMP      | YDS       | PCT         | Y/A        | Y/C        | TD       | INT      | LG       | SK/YD       | RATE        | ATT      | YDS      | LG       |          |            | TD    |
| 09/08              | at Dolphins |            | DID NOT PLAY (NON-INJURY) |          |           |             |            |            |          |          |          |             |             |          |          |          | L        | 17-20      |       |
| 09/15              | Browns      |            | DID NOT PLAY (NON-INJURY) |          |           |             |            |            |          |          |          |             |             |          |          |          | L        | 13-18      |       |
| 09/23              | at Bills    | P          | 8                         | 5        | 22        | 62.5        | 2.8        | 4.4        | 0        | 0        | 9        | 1/17        | 66.7        | 0        | 0        | 0        | 0        | L          | 10-47 |
| 09/29              | at Texans   |            | DID NOT PLAY (NON-INJURY) |          |           |             |            |            |          |          |          |             |             |          |          |          | L        | 20-24      |       |
| 10/06              | Colts       |            | DID NOT PLAY (NON-INJURY) |          |           |             |            |            |          |          |          |             |             |          |          |          | W        | 37-34      |       |
| 10/13              | at Bears    | P          | 1                         | 1        | 6         | 100.0       | 6.0        | 6.0        | 0        | 0        | 6        | 1/10        | 91.7        | 0        | 0        | 0        | 0        | L          | 16-35 |
| <b>2024 TOTALS</b> |             | <b>2-0</b> | <b>9</b>                  | <b>6</b> | <b>28</b> | <b>66.7</b> | <b>3.1</b> | <b>4.7</b> | <b>0</b> | <b>0</b> | <b>9</b> | <b>2/27</b> | <b>70.6</b> | <b>0</b> | <b>0</b> | <b>0</b> | <b>0</b> | <b>1-5</b> |       |

**2023 GAME-BY-GAME REGULAR-SEASON STATISTICS (PATRIOTS)**

| DATE               | OPPONENT    | P/S          | PASSING                   |            |              |             |            |            |           |           |            |               | RUSHING     |           |           |           | W/L      | SCORE       |       |
|--------------------|-------------|--------------|---------------------------|------------|--------------|-------------|------------|------------|-----------|-----------|------------|---------------|-------------|-----------|-----------|-----------|----------|-------------|-------|
|                    |             |              | ATT                       | CMP        | YDS          | PCT         | Y/A        | Y/C        | TD        | INT       | LG         | SK/YD         | RATE        | ATT       | YDS       | LG        |          |             | TD    |
| 09/10              | Eagles      | S            | 54                        | 35         | 316          | 64.8        | 5.9        | 9.0        | 3         | 1         | 32         | 2/10          | 91.3        | 2         | 15        | 8         | 0        | L           | 20-25 |
| 09/17              | Dolphins    | S            | 42                        | 31         | 231          | 73.8        | 5.5        | 7.5        | 1         | 1         | 14         | 4/31          | 84.5        | 5         | 25        | 18        | 0        | L           | 17-24 |
| 09/24              | at Jets     | S            | 29                        | 15         | 201          | 51.7        | 6.9        | 13.4       | 1         | 0         | 58t        | 0/0           | 85.6        | 4         | 13        | 8         | 0        | W           | 15-10 |
| 10/01              | at Cowboys  | S            | 21                        | 12         | 150          | 57.1        | 7.1        | 12.5       | 0         | 2         | 42         | 1/0           | 39.9        | 3         | 7         | 4         | 0        | L           | 3-38  |
| 10/08              | Saints      | S            | 22                        | 12         | 110          | 54.5        | 5.0        | 9.2        | 0         | 2         | 28         | 2/21          | 30.5        | 1         | 0         | 0         | 0        | L           | 0-34  |
| 10/15              | at Raiders  | S            | 33                        | 24         | 200          | 72.7        | 6.1        | 8.3        | 0         | 1         | 36         | 3/19          | 75.3        | 1         | -1        | -1        | 0        | L           | 17-21 |
| 10/22              | Bills       | S            | 30                        | 25         | 272          | 83.3        | 9.1        | 10.9       | 2         | 0         | 34         | 1/4           | 126.7       | 3         | 11        | 5         | 0        | W           | 29-25 |
| 10/29              | at Dolphins | S            | 29                        | 19         | 161          | 65.5        | 5.6        | 8.5        | 2         | 1         | 24t        | 3/20          | 88.4        | 1         | -2        | -2        | 0        | L           | 17-31 |
| 11/05              | Commanders  | S            | 44                        | 24         | 220          | 54.5        | 5.0        | 9.2        | 1         | 1         | 20         | 0/0           | 66.5        | 3         | 3         | 3         | 0        | L           | 17-20 |
| 11/12              | Colts       | S            | 20                        | 15         | 170          | 75.0        | 8.5        | 11.3       | 0         | 1         | 30         | 5/22          | 79.2        | 3         | 25        | 15        | 0        | L           | 6-10  |
| 11/26              | at Giants   | S            | 21                        | 12         | 89           | 57.1        | 4.2        | 7.4        | 0         | 2         | 19         | 1/0           | 27.8        | 0         | 0         | 0         | 0        | L           | 7-10  |
| 12/03              | Chargers    |              | DID NOT PLAY (NON-INJURY) |            |              |             |            |            |           |           |            |               |             |           |           |           | L        | 0-6         |       |
| 12/07              | at Steelers |              | DID NOT PLAY (NON-INJURY) |            |              |             |            |            |           |           |            |               |             |           |           |           | W        | 21-18       |       |
| 12/17              | Chiefs      |              | DID NOT PLAY (NON-INJURY) |            |              |             |            |            |           |           |            |               |             |           |           |           | L        | 17-27       |       |
| 12/24              | at Broncos  |              | DID NOT PLAY (NON-INJURY) |            |              |             |            |            |           |           |            |               |             |           |           |           | W        | 26-23       |       |
| 12/31              | at Bills    |              | DID NOT PLAY (NON-INJURY) |            |              |             |            |            |           |           |            |               |             |           |           |           | L        | 21-27       |       |
| 01/07              | Jets        |              | ON INACTIVE LIST          |            |              |             |            |            |           |           |            |               |             |           |           |           | L        | 3-17        |       |
| <b>2023 TOTALS</b> |             | <b>11-11</b> | <b>345</b>                | <b>224</b> | <b>2,120</b> | <b>64.9</b> | <b>6.1</b> | <b>9.5</b> | <b>10</b> | <b>12</b> | <b>58T</b> | <b>22/127</b> | <b>77.0</b> | <b>26</b> | <b>96</b> | <b>18</b> | <b>0</b> | <b>4-13</b> |       |





# TIM JONES | 15

**POSITION:** WIDE RECEIVER  
**HT:** 6-1 | **WT:** 200 | **DOB:** 5-15-1998  
**COLLEGE:** SOUTHERN MISSISSIPPI  
**HOMETOWN:** BILOXI, MISS.  
**ACQ:** FA-'21  
**EXP:** 4th YEAR

@Timnjones5  
 @timnjones

## KEY TRANSACTIONS

- Originally signed with Jacksonville as an undrafted free agent on 5/1/2021

## PRO

### 2024 (Jaguars)

- 10/6 vs. IND:** Saw action at wide receiver and on special teams
- 9/29 at HOU:** Saw action at wide receiver and on special teams
- 9/23 at BUF:** Saw action at wide receiver and on special teams
- 9/15 vs. CLE:** Saw action on special teams
- 9/8 at MIA:** Saw action on offense and special teams

### 2023 (Jaguars)

- Saw action in 17 games with two starts... Hauled in 11 receptions for 83 yards
- 12/24 at T.B.:** Recorded three receptions for 32 yards and saw action on special teams
- 11/12 vs. S.F.:** Posted two receptions for 17 yards and saw action on special teams
- 10/19 at N.O.:** Recorded two receptions for 17 yards, one of which was on a fake punt... Saw action on special teams

### 2022 (Jaguars)

- Saw action in 17 regular season games with one start and both postseason games... In the regular season he recorded three receptions for 30 yards and three special teams tackles (one solo)... In the postseason he recorded one special teams tackle
- 10/16 at IND:** Saw action at wide receiver and on special teams... Caught one pass for 20 yards
- 10/2 at PHI:** Made his first career NFL start at wide receiver and saw action on special teams

### 2021 (Jaguars)

- Spent season on the practice squad

## COLLEGE

- At Southern Mississippi, played in six games during his senior campaign... Caught 30 passes for 480 yards and a career-best four touchdown receptions during the season... Finished his four-year career fourth in receptions at the school (150)
- Started in all 13 games his junior year and was voted Second Team All-Conference USA... Led the team in receptions (73) and second in receiving yards (902)

## PERSONAL

- Second-team Class 6A All-State selection by the Mississippi Association of Coaches at wide receiver
- Selected first-team 4-6A All-Region
- Finished prep career with 209 catches for 3,524 yards and 29 touchdowns
- Jones is an avid fisherman

### TIM JONES' NFL REGULAR SEASON RUSHING/RECEIVING STATISTICS

| DATE              | TEAM    | RECEIVING |          |           |            |            |           |          | RUSHING  |          |            |          |          |
|-------------------|---------|-----------|----------|-----------|------------|------------|-----------|----------|----------|----------|------------|----------|----------|
|                   |         | GP        | GS       | NO.       | YDS.       | AVG.       | LG        | TD       | NO.      | YDS.     | AVG.       | LG       | TD       |
| 2021              | Jaguars | 0         | 0        | 0         | 0          | 0.0        | 0         | 0        | 0        | 0        | 0.0        | 0        | 0        |
| 2022              | Jaguars | 17        | 1        | 3         | 30         | 10.0       | 20        | 0        | 0        | 0        | 0.0        | 0        | 0        |
| 2023              | Jaguars | 17        | 2        | 11        | 83         | 7.5        | 15        | 0        | 0        | 0        | 0.0        | 0        | 0        |
| 2024              | Jaguars | 6         | 0        | 0         | 0          | 0.0        | 0         | 0        | 0        | 0        | 0.0        | 0        | 0        |
| <b>NFL TOTALS</b> |         | <b>40</b> | <b>3</b> | <b>14</b> | <b>113</b> | <b>8.1</b> | <b>20</b> | <b>0</b> | <b>0</b> | <b>0</b> | <b>0.0</b> | <b>0</b> | <b>0</b> |

### TIM JONES' NFL POSTSEASON RUSHING/RECEIVING STATISTICS

| DATE              | TEAM    | RECEIVING |          |          |          |            |          |          | RUSHING  |          |            |          |          |
|-------------------|---------|-----------|----------|----------|----------|------------|----------|----------|----------|----------|------------|----------|----------|
|                   |         | GP        | GS       | NO.      | YDS.     | AVG.       | LG       | TD       | NO.      | YDS.     | AVG.       | LG       | TD       |
| 2022              | Jaguars | 2         | 0        | 0        | 0        | 0.0        | 0        | 0        | 0        | 0        | 0.0        | 0        | 0        |
| <b>NFL TOTALS</b> |         | <b>2</b>  | <b>0</b> | <b>0</b> | <b>0</b> | <b>0.0</b> | <b>0</b> | <b>0</b> | <b>0</b> | <b>0</b> | <b>0.0</b> | <b>0</b> | <b>0</b> |



**SINGLE-GAME HIGHS: RUSHING/RECEIVING**

|                           |   |                               |   |
|---------------------------|---|-------------------------------|---|
| <b>Receptions</b>         | 3 at Tampa Bay Buccaneers, Dec 24, 2023<br>2 vs. San Francisco 49ers, Nov 12, 2023<br>...2 more at 2. | <b>All-Purpose Yards</b>      | 32 at Tampa Bay Buccaneers, Dec 24, 2023<br>20 at Indianapolis Colts, Oct 16, 2022          |
| <b>Receiving Yards</b>    | 32 at Tampa Bay Buccaneers, Dec 24, 2023<br>20 at Indianapolis Colts, Oct 16, 2022                    | <b>Longest Kickoff Return</b> | 23 at Chicago Bears, Oct 13, 2024   |
| <b>Receiving Average</b>  | 10.7 at Tampa Bay Buccaneers, Dec 24, 2023  | <b>Special Teams Tackles</b>  | 1 at New York Jets, Dec 22, 2022<br>1 vs. Baltimore Ravens, Nov 27, 2022<br>...1 more at 1. |
| <b>Longest Receptions</b> | 20 at Indianapolis Colts, Oct 16, 2022<br>15 at Tampa Bay Buccaneers, Dec 24, 2023                    |                               |   |

**SINGLE-GAME HIGHS - POSTSEASON: RUSHING/RECEIVING**

|                              |  |
|------------------------------|--|
| <b>Special Teams Tackles</b> | 1 vs. Los Angeles Chargers, Jan 14, 2023 |
|------------------------------|--|

**2024 GAME-BY-GAME REGULAR-SEASON STATISTICS (JAGUARS)**

| DATE               | OPPONENT    | P/S        | RECEIVING |          |            |          |          | RUSHING  |          |            |          |          | W/L        | SCORE |
|--------------------|-------------|------------|-----------|----------|------------|----------|----------|----------|----------|------------|----------|----------|------------|-------|
|                    |             |            | NO.       | YDS.     | AVG.       | LG       | TD       | NO.      | YDS.     | AVG.       | LG       | TD       |            |       |
| 09/08              | at Dolphins | P          | 0         | 0        | 0.0        | 0        | 0        | 0        | 0        | 0.0        | 0        | 0        | L          | 17-20 |
| 09/15              | Browns      | P          | 0         | 0        | 0.0        | 0        | 0        | 0        | 0        | 0.0        | 0        | 0        | L          | 13-18 |
| 09/23              | at Bills    | P          | 0         | 0        | 0.0        | 0        | 0        | 0        | 0        | 0.0        | 0        | 0        | L          | 10-47 |
| 09/29              | at Texans   | P          | 0         | 0        | 0.0        | 0        | 0        | 0        | 0        | 0.0        | 0        | 0        | L          | 20-24 |
| 10/06              | Colts       | P          | 0         | 0        | 0.0        | 0        | 0        | 0        | 0        | 0.0        | 0        | 0        | W          | 37-34 |
| 10/13              | at Bears    | P          | 0         | 0        | 0.0        | 0        | 0        | 0        | 0        | 0.0        | 0        | 0        | L          | 16-35 |
| <b>2024 TOTALS</b> |             | <b>6-0</b> | <b>0</b>  | <b>0</b> | <b>0.0</b> | <b>0</b> | <b>0</b> | <b>0</b> | <b>0</b> | <b>0.0</b> | <b>0</b> | <b>0</b> | <b>1-5</b> |       |

**2023 GAME-BY-GAME REGULAR-SEASON STATISTICS (JAGUARS)**

| DATE               | OPPONENT      | P/S         | RECEIVING |           |            |           |          | RUSHING  |          |            |          |          | W/L        | SCORE  |
|--------------------|---------------|-------------|-----------|-----------|------------|-----------|----------|----------|----------|------------|----------|----------|------------|--------|
|                    |               |             | NO.       | YDS.      | AVG.       | LG        | TD       | NO.      | YDS.     | AVG.       | LG       | TD       |            |        |
| 09/10              | at Colts      | P           | 0         | 0         | 0.0        | 0         | 0        | 0        | 0        | 0.0        | 0        | 0        | W          | 31-21  |
| 09/17              | Chiefs        | P           | 0         | 0         | 0.0        | 0         | 0        | 0        | 0        | 0.0        | 0        | 0        | L          | 9-17   |
| 09/24              | Texans        | P           | 2         | 11        | 5.5        | 6         | 0        | 0        | 0        | 0.0        | 0        | 0        | L          | 17-37  |
| 10/01              | Falcons       | S           | 1         | -1        | -1.0       | -1        | 0        | 0        | 0        | 0.0        | 0        | 0        | W          | 23-7   |
| 10/08              | at Bills      | P           | 0         | 0         | 0.0        | 0         | 0        | 0        | 0        | 0.0        | 0        | 0        | W          | 25-20  |
| 10/15              | Colts         | P           | 0         | 0         | 0.0        | 0         | 0        | 0        | 0        | 0.0        | 0        | 0        | W          | 37-20  |
| 10/19              | at Saints     | P           | 2         | 17        | 8.5        | 13        | 0        | 0        | 0        | 0.0        | 0        | 0        | W          | 31-24  |
| 10/29              | at Steelers   | P           | 0         | 0         | 0.0        | 0         | 0        | 0        | 0        | 0.0        | 0        | 0        | W          | 20-10  |
| 11/12              | 49ers         | P           | 2         | 17        | 8.5        | 12        | 0        | 0        | 0        | 0.0        | 0        | 0        | L          | 3-34   |
| 11/19              | Titans        | P           | 0         | 0         | 0.0        | 0         | 0        | 0        | 0        | 0.0        | 0        | 0        | W          | 34-14  |
| 11/26              | at Texans     | P           | 0         | 0         | 0.0        | 0         | 0        | 0        | 0        | 0.0        | 0        | 0        | W          | 24-21  |
| 12/04              | Bengals       | P           | 0         | 0         | 0.0        | 0         | 0        | 0        | 0        | 0.0        | 0        | 0        | L          | 31-34+ |
| 12/10              | at Browns     | P           | 0         | 0         | 0.0        | 0         | 0        | 0        | 0        | 0.0        | 0        | 0        | L          | 27-31  |
| 12/17              | Ravens        | P           | 0         | 0         | 0.0        | 0         | 0        | 0        | 0        | 0.0        | 0        | 0        | L          | 7-23   |
| 12/24              | at Buccaneers | P           | 3         | 32        | 10.7       | 15        | 0        | 0        | 0        | 0.0        | 0        | 0        | L          | 12-30  |
| 12/31              | Panthers      | P           | 0         | 0         | 0.0        | 0         | 0        | 0        | 0        | 0.0        | 0        | 0        | W          | 26-0   |
| 01/07              | at Titans     | S           | 1         | 7         | 7.0        | 7         | 0        | 0        | 0        | 0.0        | 0        | 0        | L          | 20-28  |
| <b>2023 TOTALS</b> |               | <b>17-2</b> | <b>11</b> | <b>83</b> | <b>7.5</b> | <b>15</b> | <b>0</b> | <b>0</b> | <b>0</b> | <b>0.0</b> | <b>0</b> | <b>0</b> | <b>9-8</b> |        |

+ - Overtime







# CHRISTIAN KIRK | 13

POSITION: WIDE RECEIVER

HT: 5-11 | WT: 200 | DOB: 11-16-1996

COLLEGE: TEXAS A&M

HOMETOWN: SCOTTSDALE, ARIZ.

ACQ: UFA (ARZ)-'22

EXP: 7th YEAR

@ckirk

@ckirk

## KEY TRANSACTIONS

- Originally drafted by Arizona in the second round (47th overall) in the 2018 draft
- Signed by Jacksonville as an unrestricted free agent on 3/16/22

## PRO

### 2024 (Jaguars)

- **10/6 vs. IND:** Totaled 88 yards on four receptions... His 61-yard reception was the fourth-longest of his career... Surpassed 5,000 career receiving yards (5,054)
- **9/29 at HOU:** Started at wide receiver and recorded a season-high 61 yards and a touchdown on seven receptions
- **9/23 at BUF:** Started at wide receiver and caught eight receptions for 79 yards
- **9/15 vs. CLE:** Started at wide receiver
- **9/8 at MIA:** Started at wide receiver and caught one reception for 30 yards for the Jaguars' longest play of the game

### 2023 (Jaguars)

- Started 12 games before being placed on injured reserve in Week 14... He hauled in 57 passes for 787 yards and three touchdowns
- **11/12 vs. S.F.:** Started at wide receiver and recorded six receptions for 104 yards... Returned one punt for 15 yards... Recorded the third-most single-game receiving yards against the 49ers in team history
- **10/1 vs. ATL:** Started at wide receiver and posted eight receptions for 84 yards... Recorded the most catches by a Jaguar at Wembley Stadium in franchise history
- **9/17 vs. K.C.:** Started at wide receiver and posted 11 receptions for 110 yards... Recorded his eighth career 100-yard receiving game and fourth as a Jaguar

### 2022 (Jaguars)

- Started all 17 regular season games and both postseason games... In the regular season he led the Jaguars' receiving corps and recorded career-highs in receptions (84), receiving yards (1,108) yards and touchdowns (eight)... His 1,108 receiving yards is the most by a Jacksonville receiver since Allen Robinson recorded 1,400 receiving yards in 2015... He also rushed for 11 yards on five attempts... In the postseason he recorded 15 receptions for 130 yards and two touchdowns with one rushing attempt for 18 yards
- **1/1 at HOU:** Started at wide receiver and caught two passes for 21 yards, surpassing 1,000 receiving yards for the season, joining WR Keenan McCardell as the only Jaguars players to reach 1,000 receiving yards in their first season in Jacksonville... Kirk also set a new career high in receptions in a season
- **11/13 at K.C.:** Started at wide receiver and led the team in receptions (9) and yards (105) with two touchdown receptions... Kirk's second TD set a single-season career-high
- **9/18 vs. IND:** Posted six receptions for 78 yards and two TDs, including a 10-yard TD reception to cap Jacksonville's opening drive... This marked his sixth career multi-TD game
- **9/11 at WAS:** Started at wide receiver and surpassed 3,000 career receiving yards as he posted six receptions for 117 yards... Kirk joined Troy Edwards (2003) and Allen Hurns (2014) as the only players to post 100-plus receiving yards in their Jaguars debut

### 2021 (Cardinals)

- Appeared in every game, including 11 starts, for the first time in his career
- Led the team in receptions (77), receiving yards (982) and targets (103) for five TDs averaging 12.8 yards per catch
- **9/26 at JAX:** caught seven passes for 104 yards (14.9 avg.), marked his fourth career 100-yard performance
- **9/12 at TEN:** scored two TDs and gained 70 yards on five receptions, marked the fourth multiple-TD game of his career

### 2020 (Cardinals)

- Played in 14 games (10 starts) and posted 48 receptions for 621 yards and a career-high six TDs ... added 22 punt returns for 132 yards ...
- **11/8 vs. MIA:** Caught five passes for a season-high 123 yards and a 56-yard TD, marked his fifth-career TD reception of 50-plus yards
- **10/25 vs. SEA:** Had five receptions for 37 yards and two TDs, becoming just the fifth different player in franchise history to have multiple TD receptions in back-to-back games
- **9/20 vs. WAS:** Had two receptions for 57 yards including a 49-yard catch to extend a second-quarter scoring drive

### 2019 (Cardinals)

- Totaled 68 receptions for 709 yards and three TDs in 13 games (all starts) ... added 10 carries for 93 yards



- **12/8 vs. PIT:** Posted game-high marks with eight receptions for 85 yards, his 100th-career reception in his 22nd-career game against the Steelers, becoming the second-fastest player in franchise history to reach the milestone behind only Anquan Boldin (16 games)
- **9/22 vs. CAR:** established a career-high with 10 receptions and had a six-yard carry
- **9/15 at BAL:** had his first career 100-yard performance with 114 yards on six receptions, joined Larry Fitzgerald as the first pair of Cardinals players with 100 receiving yards in a game since Fitzgerald (133) and Michael Floyd (101) vs. SF (11/13/16) ...

### 2018 (Cardinals)

- Turned in a highly productive rookie campaign with 43 receptions for 590 yards and three TDs, three carries for 35 yards and 21 punt returns for 164 yards in 12 games (seven starts) prior to a season-ending foot injury
- Named to the PFWA All-Rookie team as a punt returner ...
- At the time of his injury, ranked second in the NFL in receptions (43) and third in receiving yards (590) among rookie WRs with TD catches of 75 and 59 yards, joined Giants RB Saquon Barkley (five), Browns RB Nick Chubb (two) and Falcons WR Calvin Ridley (two) as the only rookies with multiple TD catches of 50+ yards

### COLLEGE

- During his three seasons at Texas A&M, started 36 of 39 games played and totaled 234 receptions for 2,856 yards and 26 receiving TDs, 23 rushing attempts for 120 yards, 48 kickoff returns for 1,048 yards and a TD, and 37 punt returns for 814 yards and six TDs
- Despite playing just three seasons, fell just 29 receptions shy of breaking the SEC all-time receptions record (262 by Jordan Matthews) and 19 receptions shy of breaking the Aggies career receptions leader (252 by Ryan Swope)
- Earned first-team All-SEC honors as a return man and as an all-purpose player in both 2016 and 2017
- Against New Mexico State in 2016, became the first player in A&M history with two punt return TDs in a game
- Left Texas A&M as the NCAA's career active leader in punt return average (22.0) and punt return TDs (6) ... his six career punt return TDs doubled the previous school career record

### PERSONAL

- He and his wife Ozzy were married in spring 2024
- Attended Saguaro (Scottsdale, AZ) High School where he was named an All-American by Under Armour, MaxPreps and PrepStar and was the Gatorade Player of the Year in Arizona as a senior in 2014
- Majored in University Studies with a concentration in Business at the Mays Business School
- Created the "Kicks from Kirk" program which offered fans the opportunity to win a free pair of Adidas shoes each week courtesy of Kirk by submitting a write up of someone who has significantly impacted their lives... Kirk selected a winner each week as part of the contest
- In the 2019 offseason, he teamed with the Stabler Foundation to provide backpacks for the Sunshine Pack Drive to benefit the Arizona Children's Cancer Foundation... Kirk donated 400 backpacks and took part in an event to help collect arts and crafts, books, journals, games, headphones and other small goods to include in the packs for children

### CHRISTIAN KIRK'S NFL REGULAR SEASON RUSHING/RECEIVING STATISTICS

| DATE              | TEAM      | RECEIVING |           |            |              |             |            |           | RUSHING   |            |            |           |          |
|-------------------|-----------|-----------|-----------|------------|--------------|-------------|------------|-----------|-----------|------------|------------|-----------|----------|
|                   |           | GP        | GS        | NO.        | YDS.         | AVG.        | LG         | TD        | NO.       | YDS.       | AVG.       | LG        | TD       |
| 2018              | Cardinals | 12        | 7         | 43         | 590          | 13.7        | 75t        | 3         | 3         | 35         | 11.7       | 23        | 0        |
| 2019              | Cardinals | 13        | 13        | 68         | 709          | 10.4        | 69t        | 3         | 10        | 93         | 9.3        | 28        | 0        |
| 2020              | Cardinals | 14        | 10        | 48         | 621          | 12.9        | 80t        | 6         | 2         | 3          | 1.5        | 3         | 0        |
| 2021              | Cardinals | 17        | 11        | 77         | 982          | 12.8        | 50         | 5         | 1         | 11         | 11.0       | 11        | 0        |
| 2022              | Jaguars   | 17        | 17        | 84         | 1,108        | 13.2        | 49         | 8         | 5         | 11         | 2.2        | 5         | 0        |
| 2023              | Jaguars   | 12        | 12        | 57         | 787          | 13.8        | 57         | 3         | 1         | 6          | 6.0        | 6         | 0        |
| 2024              | Jaguars   | 6         | 6         | 24         | 296          | 12.3        | 61         | 1         | 0         | 0          | 0.0        | 0         | 0        |
| <b>NFL TOTALS</b> |           | <b>91</b> | <b>76</b> | <b>401</b> | <b>5,093</b> | <b>12.7</b> | <b>80T</b> | <b>29</b> | <b>22</b> | <b>159</b> | <b>7.2</b> | <b>28</b> | <b>0</b> |

### CHRISTIAN KIRK'S NFL POSTSEASON RUSHING/RECEIVING STATISTICS

| DATE              | TEAM      | RECEIVING |          |           |            |            |           |          | RUSHING  |           |             |           |          |
|-------------------|-----------|-----------|----------|-----------|------------|------------|-----------|----------|----------|-----------|-------------|-----------|----------|
|                   |           | GP        | GS       | NO.       | YDS.       | AVG.       | LG        | TD       | NO.      | YDS.      | AVG.        | LG        | TD       |
| 2021              | Cardinals | 1         | 0        | 6         | 51         | 8.5        | 23        | 0        | 0        | 0         | 0.0         | 0         | 0        |
| 2022              | Jaguars   | 2         | 2        | 15        | 130        | 8.7        | 17        | 2        | 1        | 18        | 18.0        | 18        | 0        |
| <b>NFL TOTALS</b> |           | <b>3</b>  | <b>2</b> | <b>21</b> | <b>181</b> | <b>8.6</b> | <b>23</b> | <b>2</b> | <b>1</b> | <b>18</b> | <b>18.0</b> | <b>18</b> | <b>0</b> |

### CHRISTIAN KIRK'S NFL REGULAR SEASON RETURN STATISTICS

| DATE              | TEAM      | KICKOFF RETURNS |           |             |           |          | PUNT RETURNS |           |            |            |           |          |
|-------------------|-----------|-----------------|-----------|-------------|-----------|----------|--------------|-----------|------------|------------|-----------|----------|
|                   |           | RET.            | YDS.      | AVG.        | LG        | TD       | NO.          | FC        | YDS.       | AVG.       | LG        | TD       |
| 2018              | Cardinals | 0               | 0         | 0.0         | 0         | 0        | 21           | 17        | 164        | 7.8        | 44        | 0        |
| 2019              | Cardinals | 0               | 0         | 0.0         | 0         | 0        | 7            | 6         | 39         | 5.6        | 20        | 0        |
| 2020              | Cardinals | 1               | 20        | 20.0        | 20        | 0        | 22           | 10        | 132        | 6.0        | 24        | 0        |
| 2021              | Cardinals | 0               | 0         | 0.0         | 0         | 0        | 1            | 6         | -5         | -5.0       | 0         | 0        |
| 2022              | Jaguars   | 0               | 0         | 0.0         | 0         | 0        | 4            | 2         | 25         | 6.3        | 10        | 0        |
| 2023              | Jaguars   | 0               | 0         | 0.0         | 0         | 0        | 2            | 3         | 27         | 13.5       | 15        | 0        |
| 2024              | Jaguars   | 0               | 0         | 0.0         | 0         | 0        | 0            | 0         | 0          | 0.0        | 0         | 0        |
| <b>NFL TOTALS</b> |           | <b>1</b>        | <b>20</b> | <b>20.0</b> | <b>20</b> | <b>0</b> | <b>57</b>    | <b>44</b> | <b>382</b> | <b>6.7</b> | <b>44</b> | <b>0</b> |



**CHRISTIAN KIRK'S NFL POSTSEASON RETURN STATISTICS**

| DATE              | TEAM      | KICKOFF RETURNS |          |            |          |          | PUNT RETURNS |          |          |            |          |          |
|-------------------|-----------|-----------------|----------|------------|----------|----------|--------------|----------|----------|------------|----------|----------|
|                   |           | RET.            | YDS.     | AVG.       | LG       | TD       | NO.          | FC       | YDS.     | AVG.       | LG       | TD       |
| 2021              | Cardinals | 0               | 0        | 0.0        | 0        | 0        | 1            | 1        | 0        | 0.0        | 0        | 0        |
| 2022              | Jaguars   | 0               | 0        | 0.0        | 0        | 0        | 0            | 0        | 0        | 0.0        | 0        | 0        |
| <b>NFL TOTALS</b> |           | <b>0</b>        | <b>0</b> | <b>0.0</b> | <b>0</b> | <b>0</b> | <b>1</b>     | <b>1</b> | <b>0</b> | <b>0.0</b> | <b>0</b> | <b>0</b> |

**SINGLE-GAME HIGHS: RUSHING/RECEIVING**

|                           |   |                               |   |
|---------------------------|---|-------------------------------|---|
| <b>Rush Attempts</b>      | 2 at Seattle Seahawks, Dec 22, 2019<br>1 at Buffalo Bills, Oct 08, 2023<br>...19 more at 1.                 | <b>Kickoff Return Yards</b>   | 20 vs. Philadelphia Eagles, Dec 20, 2020  |
| <b>Rushing Yards</b>      | 28 vs. Cleveland Browns, Dec 15, 2019<br>23 at Green Bay Packers, Dec 02, 2018                              | <b>Longest Kickoff Return</b> | 20 vs. Philadelphia Eagles, Dec 20, 2020  |
| <b>Longest Runs</b>       | 28 vs. Cleveland Browns, Dec 15, 2019<br>23 at Green Bay Packers, Dec 02, 2018                              | <b>Fair Catches</b>           | 5 vs. San Francisco 49ers, Oct 28, 2018<br>4 vs. Denver Broncos, Oct 18, 2018                       |
| <b>Receptions</b>         | 11 vs. Kansas City Chiefs, Sep 17, 2023<br>10 vs. Carolina Panthers, Sep 22, 2019                           | <b>Punt Return Yards</b>      | 77 at New York Giants, Dec 13, 2020<br>44 vs. Washington Redskins, Sep 09, 2018                     |
| <b>Receiving Yards</b>    | 138 at Tampa Bay Buccaneers, Nov 10, 2019<br>123 vs. Miami Dolphins, Nov 08, 2020                           | <b>Longest Punt Return</b>    | 44 vs. Washington Redskins, Sep 09, 2018<br>26 at Los Angeles Chargers, Nov 25, 2018                |
| <b>Receiving Average</b>  | 28.7 vs. Los Angeles Rams, Dec 13, 2021<br>28.3 at San Francisco 49ers, Oct 07, 2018                        | <b>Punt Returns</b>           | 6 at New York Giants, Dec 13, 2020<br>4 vs. Denver Broncos, Oct 30, 2022<br>...1 more at 4.         |
| <b>Longest Receptions</b> | 80t at Dallas Cowboys, Oct 19, 2020<br>75t at San Francisco 49ers, Oct 07, 2018                             | <b>Punt Return Average</b>    | 12.8 at New York Giants, Dec 13, 2020<br>9.5 vs. Oakland Raiders, Nov 18, 2018                      |
| <b>Receiving TDs</b>      | 3 at Tampa Bay Buccaneers, Nov 10, 2019<br>2 at Kansas City Chiefs, Nov 13, 2022<br>...4 more at 2.         | <b>Most TDs</b>               | 3 at Tampa Bay Buccaneers, Nov 10, 2019<br>2 at Kansas City Chiefs, Nov 13, 2022<br>...4 more at 2. |
| <b>All-Purpose Yards</b>  | 138 at Tampa Bay Buccaneers, Nov 10, 2019<br>119 vs. San Francisco 49ers, Nov 12, 2023<br>...1 more at 119. | <b>Miscellaneous Tackles</b>  | 1 vs. Indianapolis Colts, Oct 15, 2023<br>1 vs. Denver Broncos, Oct 30, 2022<br>...3 more at 1.     |
| <b>Kickoff Returns</b>    | 1 vs. Philadelphia Eagles, Dec 20, 2020   |                               |   |

**SINGLE-GAME HIGHS - POSTSEASON: RUSHING/RECEIVING**

|                          |   |                           |   |
|--------------------------|---|---------------------------|---|
| <b>Rush Attempts</b>     | 1 at Kansas City Chiefs, Jan 21, 2023   | <b>Longest Receptions</b> | 23 at Los Angeles Rams, Jan 17, 2022<br>17 vs. Los Angeles Chargers, Jan 14, 2023   |
| <b>Rushing Yards</b>     | 18 at Kansas City Chiefs, Jan 21, 2023  | <b>Receiving TDs</b>      | 1 at Kansas City Chiefs, Jan 21, 2023<br>1 vs. Los Angeles Chargers, Jan 14, 2023   |
| <b>Longest Runs</b>      | 18 at Kansas City Chiefs, Jan 21, 2023  | <b>All-Purpose Yards</b>  | 78 vs. Los Angeles Chargers, Jan 14, 2023<br>70 at Kansas City Chiefs, Jan 21, 2023 |
| <b>Receptions</b>        | 8 vs. Los Angeles Chargers, Jan 14, 2023<br>7 at Kansas City Chiefs, Jan 21, 2023   | <b>Fair Catches</b>       | 1 at Los Angeles Rams, Jan 17, 2022   |
| <b>Receiving Yards</b>   | 78 vs. Los Angeles Chargers, Jan 14, 2023<br>52 at Kansas City Chiefs, Jan 21, 2023 | <b>Punt Returns</b>       | 1 at Los Angeles Rams, Jan 17, 2022   |
| <b>Receiving Average</b> | 9.8 vs. Los Angeles Chargers, Jan 14, 2023<br>8.5 at Los Angeles Rams, Jan 17, 2022 | <b>Most TDs</b>           | 1 at Kansas City Chiefs, Jan 21, 2023<br>1 vs. Los Angeles Chargers, Jan 14, 2023   |

**100-YARD RECEIVING GAMES (9): REGULAR SEASON**

| DATE     | TEAM          | NO. | YDS. | AVG. | LG  | TD |
|----------|---------------|-----|------|------|-----|----|
| 09/15/19 | at Ravens     | 6   | 114  | 19.0 | 34  | 0  |
| 11/10/19 | at Buccaneers | 6   | 138  | 23.0 | 69t | 3  |
| 11/08/20 | DOLPHINS      | 5   | 123  | 24.6 | 56t | 1  |
| 09/26/21 | at Jaguars    | 7   | 104  | 14.9 | 33  | 0  |
| 09/11/22 | at Commanders | 6   | 117  | 19.5 | 49  | 0  |
| 11/13/22 | at Chiefs     | 9   | 105  | 11.7 | 24  | 2  |
| 12/04/22 | at Lions      | 6   | 104  | 17.3 | 37  | 0  |
| 09/17/23 | CHIEFS        | 11  | 110  | 10.0 | 45  | 0  |
| 11/12/23 | 49ERS         | 6   | 104  | 17.3 | 39  | 0  |



**2024 GAME-BY-GAME REGULAR-SEASON STATISTICS (JAGUARS)**

| DATE               | OPPONENT    | P/S        | RECEIVING |            |             |           |          | RUSHING  |          |            |          |          | W/L        | SCORE |
|--------------------|-------------|------------|-----------|------------|-------------|-----------|----------|----------|----------|------------|----------|----------|------------|-------|
|                    |             |            | NO.       | YDS.       | AVG.        | LG        | TD       | NO.      | YDS.     | AVG.       | LG       | TD       |            |       |
| 09/08              | at Dolphins | S          | 1         | 30         | 30.0        | 30        | 0        | 0        | 0        | 0.0        | 0        | 0        | L          | 17-20 |
| 09/15              | Browns      | S          | 1         | -1         | -1.0        | -1        | 0        | 0        | 0        | 0.0        | 0        | 0        | L          | 13-18 |
| 09/23              | at Bills    | S          | 8         | 79         | 9.9         | 24        | 0        | 0        | 0        | 0.0        | 0        | 0        | L          | 10-47 |
| 09/29              | at Texans   | S          | 7         | 61         | 8.7         | 20        | 1        | 0        | 0        | 0.0        | 0        | 0        | L          | 20-24 |
| 10/06              | Colts       | S          | 4         | 88         | 22.0        | 61        | 0        | 0        | 0        | 0.0        | 0        | 0        | W          | 37-34 |
| 10/13              | at Bears    | S          | 3         | 39         | 13.0        | 15        | 0        | 0        | 0        | 0.0        | 0        | 0        | L          | 16-35 |
| <b>2024 TOTALS</b> |             | <b>6-6</b> | <b>24</b> | <b>296</b> | <b>12.3</b> | <b>61</b> | <b>1</b> | <b>0</b> | <b>0</b> | <b>0.0</b> | <b>0</b> | <b>0</b> | <b>1-5</b> |       |

**2023 GAME-BY-GAME REGULAR-SEASON STATISTICS (JAGUARS)**

| DATE               | OPPONENT      | P/S          | RECEIVING |            |             |           |          | RUSHING  |          |            |          |          | W/L        | SCORE  |
|--------------------|---------------|--------------|-----------|------------|-------------|-----------|----------|----------|----------|------------|----------|----------|------------|--------|
|                    |               |              | NO.       | YDS.       | AVG.        | LG        | TD       | NO.      | YDS.     | AVG.       | LG       | TD       |            |        |
| 09/10              | at Colts      | S            | 1         | 9          | 9.0         | 9         | 0        | 0        | 0        | 0.0        | 0        | 0        | W          | 31-21  |
| 09/17              | Chiefs        | S            | 11        | 110        | 10.0        | 45        | 0        | 0        | 0        | 0.0        | 0        | 0        | L          | 9-17   |
| 09/24              | Texans        | S            | 4         | 54         | 13.5        | 26t       | 1        | 0        | 0        | 0.0        | 0        | 0        | L          | 17-37  |
| 10/01              | Falcons       | S            | 8         | 84         | 10.5        | 30        | 0        | 0        | 0        | 0.0        | 0        | 0        | W          | 23-7   |
| 10/08              | at Bills      | S            | 6         | 78         | 13.0        | 30        | 0        | 1        | 6        | 6.0        | 6        | 0        | W          | 25-20  |
| 10/15              | Colts         | S            | 3         | 49         | 16.3        | 29t       | 1        | 0        | 0        | 0.0        | 0        | 0        | W          | 37-20  |
| 10/19              | at Saints     | S            | 6         | 90         | 15.0        | 44t       | 1        | 0        | 0        | 0.0        | 0        | 0        | W          | 31-24  |
| 10/29              | at Steelers   | S            | 4         | 46         | 11.5        | 29        | 0        | 0        | 0        | 0.0        | 0        | 0        | W          | 20-10  |
| 11/12              | 49ers         | S            | 6         | 104        | 17.3        | 39        | 0        | 0        | 0        | 0.0        | 0        | 0        | L          | 3-34   |
| 11/19              | Titans        | S            | 3         | 48         | 16.0        | 20        | 0        | 0        | 0        | 0.0        | 0        | 0        | W          | 34-14  |
| 11/26              | at Texans     | S            | 4         | 89         | 22.3        | 57        | 0        | 0        | 0        | 0.0        | 0        | 0        | W          | 24-21  |
| 12/04              | Bengals       | S            | 1         | 26         | 26.0        | 26        | 0        | 0        | 0        | 0.0        | 0        | 0        | L          | 31-34+ |
| 12/10              | at Browns     |              |           |            |             |           |          |          |          |            |          |          | L          | 27-31  |
| 12/17              | Ravens        |              |           |            |             |           |          |          |          |            |          |          | L          | 7-23   |
| 12/24              | at Buccaneers |              |           |            |             |           |          |          |          |            |          |          | L          | 12-30  |
| 12/31              | Panthers      |              |           |            |             |           |          |          |          |            |          |          | W          | 26-0   |
| 01/07              | at Titans     |              |           |            |             |           |          |          |          |            |          |          | L          | 20-28  |
| <b>2023 TOTALS</b> |               | <b>12-12</b> | <b>57</b> | <b>787</b> | <b>13.8</b> | <b>57</b> | <b>3</b> | <b>1</b> | <b>6</b> | <b>6.0</b> | <b>6</b> | <b>0</b> | <b>9-8</b> |        |

+ - Overtime





# TYLER LACY | 93

**POSITION:** DEFENSIVE TACKLE  
**HT:** 6-4 | **WT:** 279 | **DOB:** 11-10-1999  
**COLLEGE:** OKLAHOMA STATE  
**HOMETOWN:** SACHSE, TEXAS  
**ACQ:** D4-'23  
**EXP:** 2nd YEAR

tylerlacy85  
tylerlacy85

## KEY TRANSACTIONS

- Originally drafted by Jacksonville in the fourth round (130th overall) of the 2023 Draft

## PRO

### 2024 (Jaguars)

- 10/6 vs. IND:** Saw action on defense and on special teams
- 9/29 at HOU:** Started at defensive tackle and saw action on special teams
- 9/23 at BUF:** Started at defensive tackle and recorded one tackle
- 9/15 vs. CLE:** Inactive
- 9/8 at MIA:** Saw action on defense and special teams

### 2023 (Jaguars)

- Appeared in 15 games as a rookie... Finished the season with 12 tackles (five solo), three quarterback hits, one tackle for loss and one pass defended
- 12/24 at T.B.:** Recorded two solo tackles and one tackle for loss
- 12/10 at CLE:** Recorded one quarterback hit and one pass defended
- 11/12 vs. S.F.:** Assisted on three tackles and recorded one quarterback hit

## COLLEGE

- Started 44 career games and recorded 113 career tackles (59 solo), 11.5 sacks and three forced fumbles
- Was a three-time All-Big 12 Honorable Mention
- Participated in the 2023 Reese's Senior Bowl

## PERSONAL

- Majored in Sports Management

### TYLER LACY'S NFL REGULAR SEASON DEFENSIVE STATISTICS

| DATE              | TEAM    | GP        | TACKLES  |           |          |          |          |          |            | INTERCEPTIONS |          |          |          |          |          | O. FUMB  |          |          |          | ST       |          |          |          | MISC     |          |          |          |   |
|-------------------|---------|-----------|----------|-----------|----------|----------|----------|----------|------------|---------------|----------|----------|----------|----------|----------|----------|----------|----------|----------|----------|----------|----------|----------|----------|----------|----------|----------|---|
|                   |         |           | GS       | TK        | S        | A        | TFL      | YDS      | SK         | YDS           | QBH      | NO       | YDS      | LG       | TD       | PD       | FF       | FR       | TD       | YDS      | TK       | S        | A        | FF       | FR       | S        | A        |   |
| 2023              | Jaguars | 15        | 0        | 12        | 5        | 7        | 1        | 4        | 0.0        | 0.0           | 3        | 0        | 0        | 0        | 0        | 1        | 0        | 0        | 0        | 0        | 0        | 0        | 0        | 0        | 0        | 0        | 0        | 0 |
| 2024              | Jaguars | 4         | 2        | 2         | 1        | 1        | 0        | 0        | 0.0        | 0.0           | 0        | 0        | 0        | 0        | 0        | 0        | 0        | 0        | 0        | 0        | 0        | 0        | 0        | 0        | 0        | 0        | 0        |   |
| <b>NFL TOTALS</b> |         | <b>19</b> | <b>2</b> | <b>14</b> | <b>6</b> | <b>8</b> | <b>1</b> | <b>4</b> | <b>0.0</b> | <b>0.0</b>    | <b>3</b> | <b>0</b> | <b>0</b> | <b>0</b> | <b>0</b> | <b>1</b> | <b>0</b> | <b>0</b> | <b>0</b> | <b>0</b> | <b>0</b> | <b>0</b> | <b>0</b> | <b>0</b> | <b>0</b> | <b>0</b> | <b>0</b> |   |

### SINGLE-GAME HIGHS: DEFENSIVE

- Total Tackles** 3 vs. San Francisco 49ers, Nov 12, 2023  
 2 at Tampa Bay Buccaneers, Dec 24, 2023  
 ...1 more at 2.
- Solo Tackles** 2 at Tampa Bay Buccaneers, Dec 24, 2023  
 1 vs. Tennessee Titans, Nov 19, 2023  
 ...2 more at 1.
- Tackles For Loss** 1 at Tampa Bay Buccaneers, Dec 24, 2023

### 2024 GAME-BY-GAME REGULAR-SEASON STATISTICS (JAGUARS)

| DATE               | OPPONENT    | P/S        | TACKLES          |          |          |            |            |          |          | INTERCEPTIONS |          |          |          |          |          | O. FUMB  |          |          |          | ST       |          |          |          | MISC     |          |            |       |       |
|--------------------|-------------|------------|------------------|----------|----------|------------|------------|----------|----------|---------------|----------|----------|----------|----------|----------|----------|----------|----------|----------|----------|----------|----------|----------|----------|----------|------------|-------|-------|
|                    |             |            | TK               | S        | A        | SK         | YDS        | TFL      | YDS      | QBH           | NO       | YDS      | LG       | TD       | PD       | FF       | FR       | TD       | YDS      | TK       | S        | A        | FF       | FR       | S        | A          | W/L   | SCORE |
| 09/08              | at Dolphins | P          | 0                | 0        | 0        | 0.0        | 0.0        | 0        | 0        | 0             | 0        | 0        | 0        | 0        | 0        | 0        | 0        | 0        | 0        | 0        | 0        | 0        | 0        | 0        | 0        | L          | 17-20 |       |
| 09/15              | Browns      |            | ON INACTIVE LIST |          |          |            |            |          |          |               |          |          |          |          |          |          |          |          |          |          |          |          |          |          |          |            |       |       |
| 09/23              | at Bills    | S          | 1                | 0        | 1        | 0.0        | 0.0        | 0        | 0        | 0             | 0        | 0        | 0        | 0        | 0        | 0        | 0        | 0        | 0        | 0        | 0        | 0        | 0        | 0        | 0        | L          | 10-47 |       |
| 09/29              | at Texans   | S          | 0                | 0        | 0        | 0.0        | 0.0        | 0        | 0        | 0             | 0        | 0        | 0        | 0        | 0        | 0        | 0        | 0        | 0        | 0        | 0        | 0        | 0        | 0        | 0        | L          | 20-24 |       |
| 10/06              | Colts       | P          | 1                | 1        | 0        | 0.0        | 0.0        | 0        | 0        | 0             | 0        | 0        | 0        | 0        | 0        | 0        | 0        | 0        | 0        | 0        | 0        | 0        | 0        | 0        | 0        | W          | 37-34 |       |
| 10/13              | at Bears    |            | ON INACTIVE LIST |          |          |            |            |          |          |               |          |          |          |          |          |          |          |          |          |          |          |          |          |          |          |            |       |       |
| <b>2024 TOTALS</b> |             | <b>4-2</b> | <b>2</b>         | <b>1</b> | <b>1</b> | <b>0.0</b> | <b>0.0</b> | <b>0</b> | <b>0</b> | <b>0</b>      | <b>0</b> | <b>0</b> | <b>0</b> | <b>0</b> | <b>0</b> | <b>0</b> | <b>0</b> | <b>0</b> | <b>0</b> | <b>0</b> | <b>0</b> | <b>0</b> | <b>0</b> | <b>0</b> | <b>0</b> | <b>1-5</b> |       |       |



**2023 GAME-BY-GAME REGULAR-SEASON STATISTICS (JAGUARS)**

| DATE               | OPPONENT      | P/S | TACKLES          |           |          |          |            |            |          | INTERCEPTIONS |          |          |          |          | O. FUMB  |          |          |          | ST       |          |          |          | MISC     |          | W/L      | SCORE      |        |
|--------------------|---------------|-----|------------------|-----------|----------|----------|------------|------------|----------|---------------|----------|----------|----------|----------|----------|----------|----------|----------|----------|----------|----------|----------|----------|----------|----------|------------|--------|
|                    |               |     | TK               | S         | A        | SK       | YDS        | TFL        | YDS      | QBH           | NO       | YDS      | LG       | TD       | PD       | FF       | FR       | TD       | YDS      | TK       | S        | A        | FF       | FR       |          |            | S      |
| 09/10              | at Colts      |     | ON INACTIVE LIST |           |          |          |            |            |          |               |          |          |          |          |          |          |          |          |          |          |          |          | W        | 31-21    |          |            |        |
| 09/17              | Chiefs        | P   | 1                | 0         | 1        | 0.0      | 0.0        | 0          | 0        | 0             | 0        | 0        | 0        | 0        | 0        | 0        | 0        | 0        | 0        | 0        | 0        | 0        | 0        | 0        | 0        | L          | 9-17   |
| 09/24              | Texans        | P   | 0                | 0         | 0        | 0.0      | 0.0        | 0          | 0        | 0             | 0        | 0        | 0        | 0        | 0        | 0        | 0        | 0        | 0        | 0        | 0        | 0        | 0        | 0        | 0        | L          | 17-37  |
| 10/01              | Falcons       | P   | 0                | 0         | 0        | 0.0      | 0.0        | 0          | 0        | 0             | 0        | 0        | 0        | 0        | 0        | 0        | 0        | 0        | 0        | 0        | 0        | 0        | 0        | 0        | 0        | W          | 23-7   |
| 10/08              | at Bills      | P   | 1                | 1         | 0        | 0.0      | 0.0        | 0          | 0        | 0             | 0        | 0        | 0        | 0        | 0        | 0        | 0        | 0        | 0        | 0        | 0        | 0        | 0        | 0        | 0        | W          | 25-20  |
| 10/15              | Colts         | P   | 0                | 0         | 0        | 0.0      | 0.0        | 0          | 0        | 0             | 0        | 0        | 0        | 0        | 0        | 0        | 0        | 0        | 0        | 0        | 0        | 0        | 0        | 0        | 0        | W          | 37-20  |
| 10/19              | at Saints     | P   | 1                | 1         | 0        | 0.0      | 0.0        | 0          | 0        | 0             | 0        | 0        | 0        | 0        | 0        | 0        | 0        | 0        | 0        | 0        | 0        | 0        | 0        | 0        | 0        | W          | 31-24  |
| 10/29              | at Steelers   |     | ON INACTIVE LIST |           |          |          |            |            |          |               |          |          |          |          |          |          |          |          |          |          |          |          | W        | 20-10    |          |            |        |
| 11/12              | 49ers         | P   | 3                | 0         | 3        | 0.0      | 0.0        | 0          | 0        | 1             | 0        | 0        | 0        | 0        | 0        | 0        | 0        | 0        | 0        | 0        | 0        | 0        | 0        | 0        | 0        | L          | 3-34   |
| 11/19              | Titans        | P   | 2                | 1         | 1        | 0.0      | 0.0        | 0          | 0        | 0             | 0        | 0        | 0        | 0        | 0        | 0        | 0        | 0        | 0        | 0        | 0        | 0        | 0        | 0        | 0        | W          | 34-14  |
| 11/26              | at Texans     | P   | 0                | 0         | 0        | 0.0      | 0.0        | 0          | 0        | 0             | 0        | 0        | 0        | 0        | 0        | 0        | 0        | 0        | 0        | 0        | 0        | 0        | 0        | 0        | 0        | W          | 24-21  |
| 12/04              | Bengals       | P   | 0                | 0         | 0        | 0.0      | 0.0        | 0          | 0        | 0             | 0        | 0        | 0        | 0        | 0        | 0        | 0        | 0        | 0        | 0        | 0        | 0        | 0        | 0        | 0        | L          | 31-34+ |
| 12/10              | at Browns     | P   | 0                | 0         | 0        | 0.0      | 0.0        | 0          | 0        | 1             | 0        | 0        | 0        | 0        | 1        | 0        | 0        | 0        | 0        | 0        | 0        | 0        | 0        | 0        | 0        | L          | 27-31  |
| 12/17              | Ravens        | P   | 1                | 0         | 1        | 0.0      | 0.0        | 0          | 0        | 0             | 0        | 0        | 0        | 0        | 0        | 0        | 0        | 0        | 0        | 0        | 0        | 0        | 0        | 0        | 0        | L          | 7-23   |
| 12/24              | at Buccaneers | P   | 2                | 2         | 0        | 0.0      | 0.0        | 1          | 4        | 0             | 0        | 0        | 0        | 0        | 0        | 0        | 0        | 0        | 0        | 0        | 0        | 0        | 0        | 0        | 0        | L          | 12-30  |
| 12/31              | Panthers      | P   | 1                | 0         | 1        | 0.0      | 0.0        | 0          | 0        | 0             | 0        | 0        | 0        | 0        | 0        | 0        | 0        | 0        | 0        | 0        | 0        | 0        | 0        | 0        | 0        | W          | 26-0   |
| 01/07              | at Titans     | P   | 0                | 0         | 0        | 0.0      | 0.0        | 0          | 0        | 1             | 0        | 0        | 0        | 0        | 0        | 0        | 0        | 0        | 0        | 0        | 0        | 0        | 0        | 0        | 0        | L          | 20-28  |
| <b>2023 TOTALS</b> |               |     | <b>15-0</b>      | <b>12</b> | <b>5</b> | <b>7</b> | <b>0.0</b> | <b>0.0</b> | <b>1</b> | <b>4</b>      | <b>3</b> | <b>0</b> | <b>0</b> | <b>0</b> | <b>0</b> | <b>1</b> | <b>0</b> | <b>0</b> | <b>0</b> | <b>0</b> | <b>0</b> | <b>0</b> | <b>0</b> | <b>0</b> | <b>0</b> | <b>9-8</b> |        |

+ - Overtime





# TREVOR LAWRENCE | 16

**POSITION:** QUARTERBACK  
**HT:** 6-6 | **WT:** 220 | **DOB:** 10-6-1999  
**COLLEGE:** CLEMSON  
**HOMETOWN:** CARTERSVILLE, GA.  
**ACQ:** D1-'21  
**EXP:** 4th YEAR

 @TrevorLawrencee  
 @tlawrence16



## KEY TRANSACTIONS

- Originally drafted by Jacksonville in the first round (1st overall) in the 2021 draft
- Signed a contract extension with Jacksonville on 6/14/24

## PRO

### 2024 (Jaguars)

- Named captain for the 2024 season
- **10/6 vs. IND:** Completed 28-of-34 passes for a career-high 371 yards and two touchdowns... His 85-yard touchdown pass to WR Brian Thomas Jr. was the longest completion of his career and the longest touchdown pass by a Jaguars quarterback since Blake Bortles in Week 16 of 2015
- **9/29 at HOU:** Completed 18-of-33 passes for 169 yards and two touchdowns
- **9/23 at BUF:** Completed 21-of-38 passes for 178 yards and one touchdown... Rushed for three yards on two attempts
- **9/15 vs. CLE:** Completed 14 passes for 220 yards... Rushed for 45 yards on two attempts, including a career-long 33-yard carry... Eclipsed 1,000 career rushing yards (1,017)
- **9/8 at MIA:** Completed 12-of-21 passes for 162 yards and one touchdown... Rushed for eight yards on one attempt

### 2023 (Jaguars)

- Was voted a team captain for the 2023 season
- Was named to the 2023 Pro Bowl Games
- Started in all 16 games he appeared in... He recorded 370 completions on 564 pass attempts for 4,016 yards and 21 touchdowns... Lawrence is the second quarterback in franchise history to record at least 300 completions in three consecutive seasons, and the only quarterback in franchise history to start his career with three seasons of at least 300 completions... Additionally, he posted 70 rushing attempts for 339 rushing yards and four touchdowns... His 339 rushing yards finished third in the NFL among quarterbacks who threw for at least 4,000 yards
- **1/7 at TEN:** Completed 29-of-43 passes for 280 yards and two touchdowns... Rushed three times for 10 yards... Surpassed 4,000 passing yards for the second consecutive year
- **11/26 at HOU:** Completed 23 passes on 38 attempts for 364 yards with one touchdown and one rushing touchdown... Recorded the most passing yards in a single game against the Texans in franchise history, passing QB Chad Henne (354) in Week 11 of the 2012 season... Set the second-most single-game passing yards in his career
- **11/19 vs. TEN:** Completed 24 passes for 262 yards and two touchdowns... Rushed for 17 yards and two touchdowns on five attempts... Eclipsed 10,000 total career passing yards becoming the third youngest player in NFL history to reach 10,000 passing yards... Marked the first time in franchise history a quarterback recorded two passing touchdowns and two rushing touchdowns in a single game... Named AFC Offensive Player of the Week
- **10/29 at PIT:** Completed 24 passes for 292 yards and a touchdown... Recorded his eighth consecutive game with at least 20 completions, setting a single-season franchise record... Posted the most completions by a Jaguar through Week 8 in team history

### 2022 (Jaguars)

- Was voted a team captain for the 2022 season
- Started all 17 regular season games and both playoff games... In the regular season he completed 387-of-584 passes for 4,113 yards and 25 touchdowns... His 4,113 passing yards ranked the ninth across the league and his 25 passing touchdowns ranked eighth... Had 62 rushing attempts for 291 yards and five touchdowns... In the postseason he completed 52-of-86 passes for 505 yards and five touchdowns and rushed four times for 34 yards... Despite only playing in two postseason games, Lawrence's five passing touchdowns tied with Cowboys Dak Prescott for second-most in the postseason only behind Chiefs QB Patrick Mahomes who completed seven passing touchdowns
- **1/14 vs. LAC:** Completed 28-of-47 passes for 288 yards and four TDs in his first postseason contest... Lawrence's four TDs were the most thrown by any player in franchise history in a postseason game... Became the youngest player in postseason history to throw four touchdowns in one game
- **12/11 at TEN:** Lawrence completed 30-of-42 passes for a career-high 368 yards, three passing touchdowns, one rushing touchdown, and a 121.9 rating... Lawrence surpassed 3,000 passing yards this season, becoming the first Jaguars QB to throw for at least 3,000 yards in each of the first two seasons of his career... Became the first player in franchise history with at least 300 passing yards, multiple passing touchdowns, and a rushing touchdown in a single game
- **11/27 vs. BAL:** Lawrence completed 29-of-37 passes for 321 yards and 3 TDs, including a TD to WR Marvin Jones Jr. with 14 seconds remaining and a completion to WR Zay Jones for the game-winning two-point conversion... Finished with a career-high 129.8 rating, marking the highest in franchise history among quarterbacks with 37 or more passing attempts... It marked his fourth career game-



winning drive

- **11/6 vs. L.V.:** Completed 25-of-31 passes for 235 yards and one touchdown and a 109.0 QB rating... His 80.6 completion percentage was his third game over 80 percent, tying him with QB Mark Brunell and QB David Garrard for the most in franchise history... Rushed for a career-high 53 yards on six attempts

## 2021 (Jaguars)

- Voted a team captain for the 2021 season
- Finished his rookie season 359-of-602 for 3,641 passing yards and 12 touchdowns... Also compiled 334 rushing yards on 73 attempts and two touchdowns
- **1/9 vs. IND:** Completed 23-of-32 passes for 223 yards and two TDs for a career-high passer rating of 111.8... Completed his first 12 passes of the game and capped off Jacksonville's first drive with a 2-yard TD pass to WR Laquon Treadwell
- **9/12 at HOU:** Finished his Jaguars and NFL debut 28-of-51 for 332 yards, 3 TDs and 3 INTs... Lawrence's 332 yards passing was the fourth-most by a rookie quarterback in their first start in NFL history... Lawrence is the only rookie in franchise history to throw for 300-plus yards and at least three TDs in a single game and is one of nine players in NFL history to throw for 300-plus yards and three TDs in their first career start

## COLLEGE

- Started 36 of 40 games in three years at Clemson (2018-20)
- His career 34-2 record as a starter is the third-best winning percentage by a starting quarterback with at least 30 career starts since Division I split in 1978
- Completed 758-of-1138 career passes (66.6 percent) for 10,098 yards with 90 touchdowns
- Became the first quarterback in Atlantic Coast Conference history to win three ACC Championship games and was only the sixth quarterback in ACC history to record at least 10,000 career passing yards
- One of only 19 players in Clemson history to be a three-time All-ACC Academic Team honoree
- Holds Clemson career records in career winning percentage (.944), pass efficiency rating (164.3), yards per passing attempt (8.87) and tied for the most wins against Top 25 opponents (nine)
- 2018 ACC Rookie of the Year, ACC Offensive Rookie of the Year, Second-Team All-ACC, AP ACC Newcomer of the Year and All-ACC Academic selection
- 2019 First-team All-ACC selection and second straight All-ACC Academic selection
- 2020 voted ACC Player of the Year, ACC Offensive Player of the Year and First-Team All-ACC honoree

## PERSONAL

- He and his wife Marissa are expecting their first child
- Lawrence was the first No. 1 overall selection in Jaguars history
- Married his longtime girlfriend, Marissa, on April 10, 2021 shortly before the 2021 NFL Draft
- One of 19 players in Clemson history to be a three-time All-ACC Academic Team honoree
- Started growing out his hair on a dare with three teammates during his freshman year of high school
- Has two dogs, Indi and Jones
- Favorite band is Queen

### TREVOR LAWRENCE'S NFL REGULAR SEASON PASSING STATISTICS

| DATE          | TEAM    | GP        | GS        | ATT.         | CMP.         | PCT.        | YDS           | AVG.       | TD        | INT.      | LG         | SK         | LST        | RATE        |
|---------------|---------|-----------|-----------|--------------|--------------|-------------|---------------|------------|-----------|-----------|------------|------------|------------|-------------|
| 2021          | Jaguars | 17        | 17        | 602          | 359          | 59.6        | 3,641         | 6.0        | 12        | 17        | 58         | 32         | 238        | 71.9        |
| 2022          | Jaguars | 17        | 17        | 584          | 387          | 66.3        | 4,113         | 7.0        | 25        | 8         | 59t        | 27         | 184        | 95.2        |
| 2023          | Jaguars | 16        | 16        | 564          | 370          | 65.6        | 4,016         | 7.1        | 21        | 14        | 65t        | 35         | 224        | 88.5        |
| 2024          | Jaguars | 6         | 6         | 191          | 116          | 60.7        | 1,334         | 7.0        | 8         | 3         | 85t        | 15         | 117        | 89.2        |
| <b>TOTALS</b> |         | <b>56</b> | <b>56</b> | <b>1,941</b> | <b>1,232</b> | <b>63.5</b> | <b>13,104</b> | <b>6.8</b> | <b>66</b> | <b>42</b> | <b>85T</b> | <b>109</b> | <b>763</b> | <b>85.4</b> |

### TREVOR LAWRENCE'S NFL POSTSEASON PASSING STATISTICS

| DATE          | TEAM    | GP       | GS       | ATT.      | CMP.      | PCT.        | YDS        | AVG.       | TD       | INT.     | LG         | SK       | LST       | RATE        |
|---------------|---------|----------|----------|-----------|-----------|-------------|------------|------------|----------|----------|------------|----------|-----------|-------------|
| 2022          | Jaguars | 2        | 2        | 86        | 52        | 60.5        | 505        | 5.9        | 5        | 5        | 39t        | 4        | 27        | 72.1        |
| <b>TOTALS</b> |         | <b>2</b> | <b>2</b> | <b>86</b> | <b>52</b> | <b>60.5</b> | <b>505</b> | <b>5.9</b> | <b>5</b> | <b>5</b> | <b>39T</b> | <b>4</b> | <b>27</b> | <b>72.1</b> |

### TREVOR LAWRENCE'S NFL REGULAR SEASON RUSHING STATISTICS

| DATE          | TEAM    | NO.        | YDS.         | AVG.       | LG        | TD        |
|---------------|---------|------------|--------------|------------|-----------|-----------|
| 2021          | Jaguars | 73         | 334          | 4.6        | 26        | 2         |
| 2022          | Jaguars | 62         | 291          | 4.7        | 24        | 5         |
| 2023          | Jaguars | 70         | 339          | 4.8        | 26        | 4         |
| 2024          | Jaguars | 14         | 82           | 5.9        | 33        | 0         |
| <b>TOTALS</b> |         | <b>219</b> | <b>1,046</b> | <b>4.8</b> | <b>33</b> | <b>11</b> |

### TREVOR LAWRENCE'S NFL POSTSEASON RUSHING STATISTICS

| DATE          | TEAM    | NO.      | YDS.      | AVG.       | LG        | TD       |
|---------------|---------|----------|-----------|------------|-----------|----------|
| 2022          | Jaguars | 4        | 34        | 8.5        | 12        | 0        |
| <b>TOTALS</b> |         | <b>4</b> | <b>34</b> | <b>8.5</b> | <b>12</b> | <b>0</b> |





**TREVOR LAWRENCE'S NFL REGULAR SEASON PASSING/RUSHING STATISTICS**

| DATE          | TEAM    | PASSING   |           |              |              |             |               |            |           |           |            |            |            |             |            | RUSHING      |            |           |           |  |
|---------------|---------|-----------|-----------|--------------|--------------|-------------|---------------|------------|-----------|-----------|------------|------------|------------|-------------|------------|--------------|------------|-----------|-----------|--|
|               |         | GP        | GS        | ATT.         | CMP.         | PCT.        | YDS           | AVG.       | TD        | INT.      | LG         | SK         | LST        | RATE        | NO.        | YDS.         | AVG.       | LG        | TD        |  |
| 2021          | Jaguars | 17        | 17        | 602          | 359          | 59.6        | 3,641         | 6.0        | 12        | 17        | 58         | 32         | 238        | 71.9        | 73         | 334          | 4.6        | 26        | 2         |  |
| 2022          | Jaguars | 17        | 17        | 584          | 387          | 66.3        | 4,113         | 7.0        | 25        | 8         | 59t        | 27         | 184        | 95.2        | 62         | 291          | 4.7        | 24        | 5         |  |
| 2023          | Jaguars | 16        | 16        | 564          | 370          | 65.6        | 4,016         | 7.1        | 21        | 14        | 65t        | 35         | 224        | 88.5        | 70         | 339          | 4.8        | 26        | 4         |  |
| 2024          | Jaguars | 6         | 6         | 191          | 116          | 60.7        | 1,334         | 7.0        | 8         | 3         | 85t        | 15         | 117        | 89.2        | 14         | 82           | 5.9        | 33        | 0         |  |
| <b>TOTALS</b> |         | <b>56</b> | <b>56</b> | <b>1,941</b> | <b>1,232</b> | <b>63.5</b> | <b>13,104</b> | <b>6.8</b> | <b>66</b> | <b>42</b> | <b>85T</b> | <b>109</b> | <b>763</b> | <b>85.4</b> | <b>219</b> | <b>1,046</b> | <b>4.8</b> | <b>33</b> | <b>11</b> |  |

**TREVOR LAWRENCE'S NFL POSTSEASON PASSING/RUSHING STATISTICS**

| DATE          | TEAM    | PASSING  |          |           |           |             |            |            |          |          |            |          |           |             |          | RUSHING   |            |           |          |  |
|---------------|---------|----------|----------|-----------|-----------|-------------|------------|------------|----------|----------|------------|----------|-----------|-------------|----------|-----------|------------|-----------|----------|--|
|               |         | GP       | GS       | ATT.      | CMP.      | PCT.        | YDS        | AVG.       | TD       | INT.     | LG         | SK       | LST       | RATE        | NO.      | YDS.      | AVG.       | LG        | TD       |  |
| 2022          | Jaguars | 2        | 2        | 86        | 52        | 60.5        | 505        | 5.9        | 5        | 5        | 39t        | 4        | 27        | 72.1        | 4        | 34        | 8.5        | 12        | 0        |  |
| <b>TOTALS</b> |         | <b>2</b> | <b>2</b> | <b>86</b> | <b>52</b> | <b>60.5</b> | <b>505</b> | <b>5.9</b> | <b>5</b> | <b>5</b> | <b>39T</b> | <b>4</b> | <b>27</b> | <b>72.1</b> | <b>4</b> | <b>34</b> | <b>8.5</b> | <b>12</b> | <b>0</b> |  |

**SINGLE-GAME HIGHS: QUARTERBACK**

|                              |  |                        |   |
|------------------------------|--|------------------------|---|
| <b>Pass Attempts</b>         | 54 at Seattle Seahawks, Oct 31, 2021<br>51 at Houston Texans, Sep 12, 2021                   | <b>Passer Rating</b>   | 129.8 vs. Baltimore Ravens, Nov 27, 2022<br>125.4 vs. Cincinnati Bengals, Dec 04, 2023              |
| <b>Pass Completions</b>      | 32 at Seattle Seahawks, Oct 31, 2021<br>30 at Tennessee Titans, Dec 11, 2022                 | <b>Rush Attempts</b>   | 10 vs. Indianapolis Colts, Jan 09, 2022<br>8 at New Orleans Saints, Oct 19, 2023<br>...2 more at 8. |
| <b>Yards Passing</b>         | 371 vs. Indianapolis Colts, Oct 06, 2024<br>368 at Tennessee Titans, Dec 11, 2022            | <b>Rushing Yards</b>   | 59 at New Orleans Saints, Oct 19, 2023<br>53 vs. Las Vegas Raiders, Nov 06, 2022                    |
| <b>TD Passes</b>             | 4 vs. Dallas Cowboys, Dec 18, 2022<br>3 at Cleveland Browns, Dec 10, 2023<br>...4 more at 3. | <b>Rushing Average</b> | 7.4 at New Orleans Saints, Oct 19, 2023<br>7.3 at New York Jets, Dec 22, 2022                       |
| <b>Long Passes</b>           | 85t vs. Indianapolis Colts, Oct 06, 2024<br>66 vs. Cleveland Browns, Sep 15, 2024            | <b>Longest Runs</b>    | 33 vs. Cleveland Browns, Sep 15, 2024<br>26 at New Orleans Saints, Oct 19, 2023<br>...1 more at 26. |
| <b>Completion Percentage</b> | 90.9 at Indianapolis Colts, Oct 16, 2022<br>83.3 vs. Indianapolis Colts, Sep 18, 2022        | <b>Rushing TDs</b>     | 2 vs. Tennessee Titans, Nov 19, 2023<br>2 at Indianapolis Colts, Oct 16, 2022                       |

**SINGLE-GAME HIGHS - POSTSEASON: QUARTERBACK**

|                         |   |                              |   |
|-------------------------|---|------------------------------|---|
| <b>Pass Attempts</b>    | 47 vs. Los Angeles Chargers, Jan 14, 2023<br>39 at Kansas City Chiefs, Jan 21, 2023   | <b>Completion Percentage</b> | 61.5 at Kansas City Chiefs, Jan 21, 2023<br>59.6 vs. Los Angeles Chargers, Jan 14, 2023 |
| <b>Pass Completions</b> | 28 vs. Los Angeles Chargers, Jan 14, 2023<br>24 at Kansas City Chiefs, Jan 21, 2023   | <b>Passer Rating</b>         | 74.4 at Kansas City Chiefs, Jan 21, 2023<br>70.2 vs. Los Angeles Chargers, Jan 14, 2023 |
| <b>Yards Passing</b>    | 288 vs. Los Angeles Chargers, Jan 14, 2023<br>217 at Kansas City Chiefs, Jan 21, 2023 | <b>Rush Attempts</b>         | 3 at Kansas City Chiefs, Jan 21, 2023<br>1 vs. Los Angeles Chargers, Jan 14, 2023       |
| <b>TD Passes</b>        | 4 vs. Los Angeles Chargers, Jan 14, 2023<br>1 at Kansas City Chiefs, Jan 21, 2023     | <b>Rushing Yards</b>         | 26 at Kansas City Chiefs, Jan 21, 2023<br>8 vs. Los Angeles Chargers, Jan 14, 2023      |
| <b>Long Passes</b>      | 39t vs. Los Angeles Chargers, Jan 14, 2023<br>37 at Kansas City Chiefs, Jan 21, 2023  | <b>Longest Runs</b>          | 12 at Kansas City Chiefs, Jan 21, 2023<br>11 at Kansas City Chiefs, Jan 21, 2023        |

**300-YARD PASSING GAMES (9): REGULAR SEASON**

| DATE     | TEAM      | NO. | YDS. | AVG. | LG  | TD |
|----------|-----------|-----|------|------|-----|----|
| 09/12/21 | at Texans | 28  | 332  | 11.9 | 41t | 3  |
| 10/17/21 | DOLPHINS  | 25  | 319  | 12.8 | 29  | 1  |
| 10/23/22 | GIANTS    | 22  | 310  | 14.1 | 34  | 0  |
| 11/27/22 | RAVENS    | 29  | 321  | 11.1 | 29  | 3  |
| 12/11/22 | at Titans | 30  | 368  | 12.3 | 25  | 3  |
| 12/18/22 | COWBOYS   | 27  | 318  | 11.8 | 59t | 4  |
| 10/08/23 | at Bills  | 25  | 315  | 12.6 | 32  | 1  |
| 11/26/23 | at Texans | 23  | 364  | 15.8 | 57  | 1  |
| 10/06/24 | COLTS     | 28  | 371  | 13.3 | 85t | 2  |



**2024 GAME-BY-GAME REGULAR-SEASON STATISTICS (JAGUARS)**

| DATE               | OPPONENT    | P/S        | PASSING    |            |              |             |            |             |          |          |            |               |             | RUSHING   |           |           |          |            | SCORE |
|--------------------|-------------|------------|------------|------------|--------------|-------------|------------|-------------|----------|----------|------------|---------------|-------------|-----------|-----------|-----------|----------|------------|-------|
|                    |             |            | ATT        | CMP        | YDS          | PCT         | Y/A        | Y/C         | TD       | INT      | LG         | SK/YD         | RATE        | ATT       | YDS       | LG        | TD       | W/L        |       |
| 09/08              | at Dolphins | S          | 21         | 12         | 162          | 57.1        | 7.7        | 13.5        | 1        | 0        | 30         | 3/23          | 97.7        | 1         | 8         | 8         | 0        | L          | 17-20 |
| 09/15              | Browns      | S          | 30         | 14         | 220          | 46.7        | 7.3        | 15.7        | 0        | 0        | 66         | 4/24          | 71.5        | 2         | 45        | 33        | 0        | L          | 13-18 |
| 09/23              | at Bills    | S          | 38         | 21         | 178          | 55.3        | 4.7        | 8.5         | 1        | 1        | 24         | 4/36          | 65.5        | 2         | 3         | 2         | 0        | L          | 10-47 |
| 09/29              | at Texans   | S          | 33         | 18         | 169          | 54.5        | 5.1        | 9.4         | 2        | 0        | 32         | 1/14          | 89.1        | 3         | 5         | 6         | 0        | L          | 20-24 |
| 10/06              | Colts       | S          | 34         | 28         | 371          | 82.4        | 10.9       | 13.3        | 2        | 1        | 85t        | 0/0           | 119.5       | 2         | 4         | 2         | 0        | W          | 37-34 |
| 10/13              | at Bears    | S          | 35         | 23         | 234          | 65.7        | 6.7        | 10.2        | 2        | 1        | 24         | 3/20          | 91.8        | 4         | 17        | 10        | 0        | L          | 16-35 |
| <b>2024 TOTALS</b> |             | <b>6-6</b> | <b>191</b> | <b>116</b> | <b>1,334</b> | <b>60.7</b> | <b>7.0</b> | <b>11.5</b> | <b>8</b> | <b>3</b> | <b>85T</b> | <b>15/117</b> | <b>89.2</b> | <b>14</b> | <b>82</b> | <b>33</b> | <b>0</b> | <b>1-5</b> |       |

**2023 GAME-BY-GAME REGULAR-SEASON STATISTICS (JAGUARS)**

| DATE               | OPPONENT      | P/S          | PASSING    |            |              |             |            |             |           |           |            |               |             | RUSHING   |            |           |          |            | SCORE            |
|--------------------|---------------|--------------|------------|------------|--------------|-------------|------------|-------------|-----------|-----------|------------|---------------|-------------|-----------|------------|-----------|----------|------------|------------------|
|                    |               |              | ATT        | CMP        | YDS          | PCT         | Y/A        | Y/C         | TD        | INT       | LG         | SK/YD         | RATE        | ATT       | YDS        | LG        | TD       | W/L        |                  |
| 09/10              | at Colts      | S            | 32         | 24         | 241          | 75.0        | 7.5        | 10.0        | 2         | 1         | 29         | 2/4           | 103.8       | 7         | 21         | 11        | 0        | W          | 31-21            |
| 09/17              | Chiefs        | S            | 41         | 22         | 216          | 53.7        | 5.3        | 9.8         | 0         | 0         | 45         | 4/18          | 68.8        | 5         | 26         | 18        | 0        | L          | 9-17             |
| 09/24              | Texans        | S            | 40         | 27         | 279          | 67.5        | 7.0        | 10.3        | 1         | 1         | 28         | 0/0           | 85.3        | 3         | 12         | 8         | 0        | L          | 17-37            |
| 10/01              | Falcons       | S            | 30         | 23         | 207          | 76.7        | 6.9        | 9.0         | 1         | 0         | 30t        | 2/12          | 105.8       | 8         | 42         | 22        | 0        | W          | 23-7             |
| 10/08              | at Bills      | S            | 37         | 25         | 315          | 67.6        | 8.5        | 12.6        | 1         | 0         | 32         | 5/37          | 102.9       | 7         | 31         | 11        | 0        | W          | 25-20            |
| 10/15              | Colts         | S            | 30         | 20         | 181          | 66.7        | 6.0        | 9.1         | 2         | 1         | 29t        | 3/33          | 91.1        | 3         | 15         | 8         | 0        | W          | 37-20            |
| 10/19              | at Saints     | S            | 29         | 20         | 204          | 69.0        | 7.0        | 10.2        | 1         | 0         | 44t        | 0/0           | 100.4       | 8         | 59         | 26        | 0        | W          | 31-24            |
| 10/29              | at Steelers   | S            | 32         | 24         | 292          | 75.0        | 9.1        | 12.2        | 1         | 1         | 56t        | 3/21          | 100.0       | 1         | 10         | 10        | 0        | W          | 20-10            |
| 11/12              | 49ers         | S            | 29         | 17         | 185          | 58.6        | 6.4        | 10.9        | 0         | 2         | 39         | 5/28          | 48.8        | 2         | 7          | 4         | 0        | L          | 3-34             |
| 11/19              | Titans        | S            | 32         | 24         | 262          | 75.0        | 8.2        | 10.9        | 2         | 0         | 34         | 1/1           | 119.5       | 5         | 17         | 9t        | 2        | W          | 34-14            |
| 11/26              | at Texans     | S            | 38         | 23         | 364          | 60.5        | 9.6        | 15.8        | 1         | 1         | 57         | 0/0           | 90.2        | 2         | 0          | 1t        | 1        | W          | 24-21            |
| 12/04              | Bengals       | S            | 29         | 22         | 258          | 75.9        | 8.9        | 11.7        | 2         | 0         | 26         | 2/14          | 125.4       | 5         | 8          | 2         | 1        | L          | 31-34+           |
| 12/10              | at Browns     | S            | 50         | 28         | 257          | 56.0        | 5.1        | 9.2         | 3         | 3         | 23         | 4/22          | 65.2        | 3         | 11         | 7         | 0        | L          | 27-31            |
| 12/17              | Ravens        | S            | 43         | 25         | 264          | 58.1        | 6.1        | 10.6        | 1         | 0         | 65t        | 1/6           | 83.9        | 4         | 41         | 13        | 0        | L          | 7-23             |
| 12/24              | at Buccaneers | S            | 29         | 17         | 211          | 58.6        | 7.3        | 12.4        | 1         | 2         | 25         | 3/28          | 64.0        | 4         | 29         | 15        | 0        | L          | 12-30            |
| 12/31              | Panthers      |              |            |            |              |             |            |             |           |           |            |               |             |           |            |           |          | W          | 26-0             |
|                    |               |              |            |            |              |             |            |             |           |           |            |               |             |           |            |           |          |            | ON INACTIVE LIST |
| 01/07              | at Titans     | S            | 43         | 29         | 280          | 67.4        | 6.5        | 9.7         | 2         | 2         | 59t        | 0/0           | 81.5        | 3         | 10         | 8         | 0        | L          | 20-28            |
| <b>2023 TOTALS</b> |               | <b>16-16</b> | <b>564</b> | <b>370</b> | <b>4,016</b> | <b>65.6</b> | <b>7.1</b> | <b>10.9</b> | <b>21</b> | <b>14</b> | <b>65T</b> | <b>35/224</b> | <b>88.5</b> | <b>70</b> | <b>339</b> | <b>26</b> | <b>4</b> | <b>9-8</b> |                  |

+ - Overtime





# JEREMIAH LEDBETTER | 99

**POSITION:** DEFENSIVE TACKLE  
**HT:** 6-3 | **WT:** 299 | **DOB:** 5-29-1994  
**COLLEGE:** ARKANSAS  
**HOMETOWN:** GAINESVILLE, GA.  
**ACQ:** FA-'21  
**EXP:** 8th YEAR

 @leddy\_55  
 @leddy5455

## KEY TRANSACTIONS

- Originally selected by Detroit in the sixth round (205th overall) of the 2017 Draft
- Signed to Tampa Bay's practice squad on 9/3/18
- Signed to Baltimore's practice squad on 10/2/19
- Signed to Tampa Bay's practice squad on 10/22/19
- Signed to Arizona's practice squad on 9/3/21
- Signed to Jacksonville's practice squad on 11/1/21
- Signed to Jacksonville's active roster on 12/28/22
- Re-signed by Jacksonville on 3/13/24

## PRO

### 2024 (Jaguars)

- **10/6 vs. IND:** Saw action at defensive tackle and recorded one tackle
- **9/29 at HOU:** Started at defensive tackle and recorded one solo tackle, one tackle for loss, one quarterback hit and 1.0 sack, his first as a Jaguar
- **9/23 at BUF:** Started at defensive tackle and recorded four tackles (three solo) and two tackles for loss... Set his single-game career high in tackles for loss and matched his career highs in both total tackles and solo tackles
- **9/15 vs. CLE:** Started at defensive tackle and recorded three tackles (one solo)
- **9/8 at MIA:** Inactive

### 2023 (Jaguars)

- Saw action in all 17 games (two starts) and recorded 24 tackles (seven solo), one quarterback hit, one tackle for loss, one pass defensed and one fumble recovery
- **12/10 at CLE:** Recorded four total tackles (two solo), one tackle for loss and one fumble recovery
- **10/15 vs. IND:** Made his first career start on the defensive line and posted three total tackles

### 2022 (Jaguars)

- Spent most of the season on the practice squad and saw action against the Jets in Week 16
- **12/22 at NYJ:** Saw action on defense

### 2021 (Jaguars)

- Spent the season on the practice squad

### 2020 (Buccaneers)

- Appeared in three games and recorded two tackles, including 1.0 sack, one tackle for loss and two QB hits

### 2019 (Ravens)

- Member of Ravens practice squad

### 2018 (Buccaneers)

- Appeared in one game and recorded one tackle

### 2017 (Lions)

- Played in 16 games and recorded six total tackles including 0.5 sack and four QB Hits

## COLLEGE

- In two seasons at Arkansas, compiled 104 tackles, including 15.0 for loss and 7.5 sacks... Started 25 of 26 games played
- Played two seasons at Hutchinson Community College (2013-14)... Finished his junior college career with 144 total tackles and 22.5 career sacks... His 22.5 career sacks ranks second in Blue Dragons history

## PERSONAL



- Father, Weldon, played running back at Oklahoma from 1979-82 and was selected in the seventh round of the 1983 NFL Draft by the Tampa Bay Buccaneers
- Cousin, Isaac Byrd, played wide receiver at Kansas and was a sixth-round selection by the Tennessee Titans in the 1997 NFL Draft

**JEREMIAH LEBBETTER'S NFL REGULAR SEASON DEFENSIVE STATISTICS**

| DATE                               | TEAM       | GP        | TACKLES  |           |           |           |          |           |            |             |          |          | INTERCEPTIONS |          |          |          |          | O. FUMB  |          |          |          | ST       |          |          |          | MISC     |          |
|------------------------------------|------------|-----------|----------|-----------|-----------|-----------|----------|-----------|------------|-------------|----------|----------|---------------|----------|----------|----------|----------|----------|----------|----------|----------|----------|----------|----------|----------|----------|----------|
|                                    |            |           | GS       | TK        | S         | A         | TFL      | YDS       | SK         | YDS         | QBH      | NO       | YDS           | LG       | TD       | PD       | FF       | FR       | TD       | YDS      | TK       | S        | A        | FF       | FR       | S        | A        |
| 2017                               | Lions      | 16        | 0        | 14        | 6         | 8         | 0        | 0         | 0.5        | 1.5         | 4        | 0        | 0             | 0        | 0        | 0        | 0        | 0        | 0        | 0        | 0        | 0        | 0        | 0        | 0        | 0        | 0        |
| 2018                               | Buccaneers | 1         | 0        | 1         | 1         | 0         | 0        | 0         | 0.0        | 0.0         | 0        | 0        | 0             | 0        | 0        | 0        | 0        | 0        | 0        | 0        | 0        | 0        | 0        | 0        | 0        | 0        |          |
| 2019                               | Buccaneers | 0         | 0        | 0         | 0         | 0         | 0        | 0         | 0.0        | 0.0         | 0        | 0        | 0             | 0        | 0        | 0        | 0        | 0        | 0        | 0        | 0        | 0        | 0        | 0        | 0        | 0        |          |
| 2020                               | Buccaneers | 3         | 0        | 3         | 2         | 1         | 1        | 11        | 1.0        | 11.0        | 2        | 0        | 0             | 0        | 0        | 0        | 0        | 0        | 0        | 0        | 0        | 0        | 0        | 0        | 0        | 0        |          |
| 2021                               | Cardinals  | 0         | 0        | 0         | 0         | 0         | 0        | 0         | 0.0        | 0.0         | 0        | 0        | 0             | 0        | 0        | 0        | 0        | 0        | 0        | 0        | 0        | 0        | 0        | 0        | 0        | 0        |          |
| Went from Arizona to Jacksonville. |            |           |          |           |           |           |          |           |            |             |          |          |               |          |          |          |          |          |          |          |          |          |          |          |          |          |          |
| 2021                               | Jaguars    | 0         | 0        | 0         | 0         | 0         | 0        | 0         | 0.0        | 0.0         | 0        | 0        | 0             | 0        | 0        | 0        | 0        | 0        | 0        | 0        | 0        | 0        | 0        | 0        | 0        | 0        | 0        |
| 2021                               | TOTAL      | 0         | 0        | 0         | 0         | 0         | 0        | 0         | 0.0        | 0.0         | 0        | 0        | 0             | 0        | 0        | 0        | 0        | 0        | 0        | 0        | 0        | 0        | 0        | 0        | 0        | 0        | 0        |
| 2022                               | Jaguars    | 1         | 0        | 0         | 0         | 0         | 0        | 0         | 0.0        | 0.0         | 1        | 0        | 0             | 0        | 0        | 0        | 0        | 0        | 0        | 0        | 0        | 0        | 0        | 0        | 0        | 0        | 0        |
| 2023                               | Jaguars    | 17        | 2        | 24        | 7         | 17        | 1        | 0         | 0.0        | 0.0         | 1        | 0        | 0             | 0        | 0        | 1        | 0        | 1        | 0        | 0        | 0        | 0        | 0        | 0        | 0        | 0        | 0        |
| 2024                               | Jaguars    | 4         | 3        | 9         | 5         | 4         | 3        | 3         | 1.0        | 1.0         | 1        | 0        | 0             | 0        | 0        | 0        | 0        | 0        | 0        | 0        | 0        | 0        | 0        | 0        | 0        | 0        | 0        |
| <b>NFL TOTALS</b>                  |            | <b>42</b> | <b>5</b> | <b>51</b> | <b>21</b> | <b>30</b> | <b>5</b> | <b>14</b> | <b>2.5</b> | <b>13.5</b> | <b>9</b> | <b>0</b> | <b>0</b>      | <b>0</b> | <b>0</b> | <b>0</b> | <b>0</b> | <b>1</b> | <b>0</b> | <b>1</b> | <b>0</b> | <b>0</b> | <b>0</b> | <b>0</b> | <b>0</b> | <b>0</b> | <b>0</b> |

**SINGLE-GAME HIGHS: DEFENSIVE**

**Total Tackles** 4 at Buffalo Bills, Sep 23, 2024  
 4 at Cleveland Browns, Dec 10, 2023  
 ...1 more at 4.

**Solo Tackles** 3 at Buffalo Bills, Sep 23, 2024  
 3 vs. Houston Texans, Sep 24, 2023

**Sacks** 1.0 at Detroit Lions, Dec 26, 2020  
 0.5 at Chicago Bears, Nov 19, 2017

**Fumble Recoveries** 1 at Cleveland Browns, Dec 10, 2023  
**Tackles For Loss** 2 at Buffalo Bills, Sep 23, 2024  
 1 at Cleveland Browns, Dec 10, 2023  
 ...1 more at 1.

**2024 GAME-BY-GAME REGULAR-SEASON STATISTICS (JAGUARS)**

| DATE               | OPPONENT    | P/S        | TACKLES          |          |          |            |            |          |          |          |          |          | INTERCEPTIONS |          |          |          |          | O. FUMB  |          |          |          | ST       |          |          |          | MISC     |            | SCORE |       |  |   |       |
|--------------------|-------------|------------|------------------|----------|----------|------------|------------|----------|----------|----------|----------|----------|---------------|----------|----------|----------|----------|----------|----------|----------|----------|----------|----------|----------|----------|----------|------------|-------|-------|--|---|-------|
|                    |             |            | TK               | S        | A        | SK         | YDS        | TFL      | YDS      | QBH      | NO       | YDS      | LG            | TD       | PD       | FF       | FR       | TD       | YDS      | TK       | S        | A        | FF       | FR       | S        | A        | W/L        |       |       |  |   |       |
| 09/08              | at Dolphins |            | ON INACTIVE LIST |          |          |            |            |          |          |          |          |          |               |          |          |          |          |          |          |          |          |          |          |          |          |          |            |       |       |  | L | 17-20 |
| 09/15              | Browns      | S          | 3                | 1        | 2        | 0.0        | 0.0        | 0        | 0        | 0        | 0        | 0        | 0             | 0        | 0        | 0        | 0        | 0        | 0        | 0        | 0        | 0        | 0        | 0        | 0        | 0        | 0          | L     | 13-18 |  |   |       |
| 09/23              | at Bills    | S          | 4                | 3        | 1        | 0.0        | 0.0        | 2        | 2        | 0        | 0        | 0        | 0             | 0        | 0        | 0        | 0        | 0        | 0        | 0        | 0        | 0        | 0        | 0        | 0        | 0        | L          | 10-47 |       |  |   |       |
| 09/29              | at Texans   | S          | 1                | 1        | 0        | 1.0        | 1.0        | 1        | 1        | 1        | 0        | 0        | 0             | 0        | 0        | 0        | 0        | 0        | 0        | 0        | 0        | 0        | 0        | 0        | 0        | L        | 20-24      |       |       |  |   |       |
| 10/06              | Colts       | P          | 1                | 0        | 1        | 0.0        | 0.0        | 0        | 0        | 0        | 0        | 0        | 0             | 0        | 0        | 0        | 0        | 0        | 0        | 0        | 0        | 0        | 0        | 0        | 0        | W        | 37-34      |       |       |  |   |       |
| 10/13              | at Bears    |            | ON INACTIVE LIST |          |          |            |            |          |          |          |          |          |               |          |          |          |          |          |          |          |          |          |          |          |          |          |            |       |       |  | L | 16-35 |
| <b>2024 TOTALS</b> |             | <b>4-3</b> | <b>9</b>         | <b>5</b> | <b>4</b> | <b>1.0</b> | <b>1.0</b> | <b>3</b> | <b>3</b> | <b>1</b> | <b>0</b> | <b>0</b> | <b>0</b>      | <b>0</b> | <b>0</b> | <b>0</b> | <b>0</b> | <b>0</b> | <b>0</b> | <b>0</b> | <b>0</b> | <b>0</b> | <b>0</b> | <b>0</b> | <b>0</b> | <b>0</b> | <b>1-5</b> |       |       |  |   |       |

**2023 GAME-BY-GAME REGULAR-SEASON STATISTICS (JAGUARS)**

| DATE               | OPPONENT      | P/S         | TACKLES   |          |           |            |            |          |          |          |          |          | INTERCEPTIONS |          |          |          |          | O. FUMB  |          |          |          | ST       |          |          |          | MISC       |        | SCORE |
|--------------------|---------------|-------------|-----------|----------|-----------|------------|------------|----------|----------|----------|----------|----------|---------------|----------|----------|----------|----------|----------|----------|----------|----------|----------|----------|----------|----------|------------|--------|-------|
|                    |               |             | TK        | S        | A         | SK         | YDS        | TFL      | YDS      | QBH      | NO       | YDS      | LG            | TD       | PD       | FF       | FR       | TD       | YDS      | TK       | S        | A        | FF       | FR       | S        | A          | W/L    |       |
| 09/10              | at Colts      | P           | 1         | 0        | 1         | 0.0        | 0.0        | 0        | 0        | 0        | 0        | 0        | 0             | 0        | 0        | 0        | 0        | 0        | 0        | 0        | 0        | 0        | 0        | 0        | 0        | W          | 31-21  |       |
| 09/17              | Chiefs        | P           | 0         | 0        | 0         | 0.0        | 0.0        | 0        | 0        | 0        | 0        | 0        | 0             | 0        | 0        | 0        | 0        | 0        | 0        | 0        | 0        | 0        | 0        | 0        | 0        | L          | 9-17   |       |
| 09/24              | Texans        | P           | 4         | 3        | 1         | 0.0        | 0.0        | 0        | 0        | 0        | 0        | 0        | 0             | 0        | 0        | 0        | 0        | 0        | 0        | 0        | 0        | 0        | 0        | 0        | 0        | L          | 17-37  |       |
| 10/01              | Falcons       | P           | 0         | 0        | 0         | 0.0        | 0.0        | 0        | 0        | 0        | 0        | 0        | 0             | 0        | 0        | 0        | 0        | 0        | 0        | 0        | 0        | 0        | 0        | 0        | 0        | W          | 23-7   |       |
| 10/08              | at Bills      | P           | 0         | 0        | 0         | 0.0        | 0.0        | 0        | 0        | 1        | 0        | 0        | 0             | 0        | 0        | 0        | 0        | 0        | 0        | 0        | 0        | 0        | 0        | 0        | 0        | W          | 25-20  |       |
| 10/15              | Colts         | S           | 3         | 0        | 3         | 0.0        | 0.0        | 0        | 0        | 0        | 0        | 0        | 0             | 0        | 0        | 0        | 0        | 0        | 0        | 0        | 0        | 0        | 0        | 0        | 0        | W          | 37-20  |       |
| 10/19              | at Saints     | S           | 3         | 0        | 3         | 0.0        | 0.0        | 0        | 0        | 0        | 0        | 0        | 0             | 0        | 0        | 0        | 0        | 0        | 0        | 0        | 0        | 0        | 0        | 0        | 0        | W          | 31-24  |       |
| 10/29              | at Steelers   | P           | 0         | 0        | 0         | 0.0        | 0.0        | 0        | 0        | 0        | 0        | 0        | 0             | 0        | 0        | 0        | 0        | 0        | 0        | 0        | 0        | 0        | 0        | 0        | 0        | W          | 20-10  |       |
| 11/12              | 49ers         | P           | 2         | 0        | 2         | 0.0        | 0.0        | 0        | 0        | 0        | 0        | 0        | 0             | 0        | 0        | 0        | 0        | 0        | 0        | 0        | 0        | 0        | 0        | 0        | 0        | L          | 3-34   |       |
| 11/19              | Titans        | P           | 1         | 0        | 1         | 0.0        | 0.0        | 0        | 0        | 0        | 0        | 0        | 0             | 0        | 0        | 0        | 0        | 0        | 0        | 0        | 0        | 0        | 0        | 0        | 0        | W          | 34-14  |       |
| 11/26              | at Texans     | P           | 0         | 0        | 0         | 0.0        | 0.0        | 0        | 0        | 0        | 0        | 0        | 0             | 0        | 1        | 0        | 0        | 0        | 0        | 0        | 0        | 0        | 0        | 0        | 0        | W          | 24-21  |       |
| 12/04              | Bengals       | P           | 1         | 0        | 1         | 0.0        | 0.0        | 0        | 0        | 0        | 0        | 0        | 0             | 0        | 0        | 0        | 0        | 0        | 0        | 0        | 0        | 0        | 0        | 0        | 0        | L          | 31-34+ |       |
| 12/10              | at Browns     | P           | 4         | 2        | 2         | 0.0        | 0.0        | 1        | 0        | 0        | 0        | 0        | 0             | 0        | 0        | 1        | 0        | 0        | 0        | 0        | 0        | 0        | 0        | 0        | 0        | L          | 27-31  |       |
| 12/17              | Ravens        | P           | 2         | 2        | 0         | 0.0        | 0.0        | 0        | 0        | 0        | 0        | 0        | 0             | 0        | 0        | 0        | 0        | 0        | 0        | 0        | 0        | 0        | 0        | 0        | 0        | L          | 7-23   |       |
| 12/24              | at Buccaneers | P           | 1         | 0        | 1         | 0.0        | 0.0        | 0        | 0        | 0        | 0        | 0        | 0             | 0        | 0        | 0        | 0        | 0        | 0        | 0        | 0        | 0        | 0        | 0        | 0        | L          | 12-30  |       |
| 12/31              | Panthers      | P           | 1         | 0        | 1         | 0.0        | 0.0        | 0        | 0        | 0        | 0        | 0        | 0             | 0        | 0        | 0        | 0        | 0        | 0        | 0        | 0        | 0        | 0        | 0        | 0        | W          | 26-0   |       |
| 01/07              | at Titans     | P           | 1         | 0        | 1         | 0.0        | 0.0        | 0        | 0        | 0        | 0        | 0        | 0             | 0        | 0        | 0        | 0        | 0        | 0        | 0        | 0        | 0        | 0        | 0        | 0        | L          | 20-28  |       |
| <b>2023 TOTALS</b> |               | <b>17-2</b> | <b>24</b> | <b>7</b> | <b>17</b> | <b>0.0</b> | <b>0.0</b> | <b>1</b> | <b>0</b> | <b>1</b> | <b>0</b> | <b>0</b> | <b>0</b>      | <b>0</b> | <b>1</b> | <b>0</b> | <b>1</b> | <b>0</b> | <b>0</b> | <b>0</b> | <b>0</b> | <b>0</b> | <b>0</b> | <b>0</b> | <b>0</b> | <b>9-8</b> |        |       |

+ - Overtime



**2020 GAME-BY-GAME POSTSEASON STATISTICS (BUCCANEERS)**

| DATE               | OPPONENT         | P/S | TACKLES  |          |          |            | INTERCEPTIONS |          |          |          |          | O. FUMB  |          |          |          | ST       |          |          |          | MISC     |          | SCORE    |          |          |          |          |            |     |
|--------------------|------------------|-----|----------|----------|----------|------------|---------------|----------|----------|----------|----------|----------|----------|----------|----------|----------|----------|----------|----------|----------|----------|----------|----------|----------|----------|----------|------------|-----|
|                    |                  |     | TK       | S        | A        | SK         | YDS           | TFL      | YDS      | QBH      | NO       | YDS      | LG       | TD       | PD       | FF       | FR       | TD       | YDS      | TK       | S        |          | A        | FF       | FR       | S        | A          | W/L |
| 01/09              | at Football Team |     |          |          |          |            |               |          |          |          |          |          |          |          |          |          |          |          |          |          |          |          |          |          |          | W        | 31-23      |     |
| 01/17              | at Saints        |     |          |          |          |            |               |          |          |          |          |          |          |          |          |          |          |          |          |          |          |          |          |          |          | W        | 30-20      |     |
| 01/24              | at Packers       |     |          |          |          |            |               |          |          |          |          |          |          |          |          |          |          |          |          |          |          |          |          |          |          | W        | 31-26      |     |
| 02/07              | Chiefs           |     |          |          |          |            |               |          |          |          |          |          |          |          |          |          |          |          |          |          |          |          |          |          |          | W        | 31-9       |     |
| <b>2020 TOTALS</b> |                  |     | <b>0</b> | <b>0</b> | <b>0</b> | <b>0.0</b> | <b>0.0</b>    | <b>0</b> | <b>0</b> | <b>0</b> | <b>0</b> | <b>0</b> | <b>0</b> | <b>0</b> | <b>0</b> | <b>0</b> | <b>0</b> | <b>0</b> | <b>0</b> | <b>0</b> | <b>0</b> | <b>0</b> | <b>0</b> | <b>0</b> | <b>0</b> | <b>0</b> | <b>4-0</b> |     |





# CAM LITTLE | 39

POSITION: KICKER  
HT: 6-1 | WT: 172 | DOB: 8-17-2003  
COLLEGE: ARKANSAS  
HOMETOWN: MOORE, OKLA.  
ACQ: D6-'24  
EXP: R

 @camerongliddle  
 camerongliddle



## KEY TRANSACTIONS

- Originally drafted by Jacksonville in the sixth round (212th overall) in the 2024 draft

## PRO

### 2024 (Jaguars)

- 10/6 vs. IND:** Made three-of-three field goals, including a 49-yard attempt to give the Jaguars the lead with 17 seconds remaining in the game
- 9/29 at HOU:** Made two-of-two field goals from 41 and 52 yards... Became the only rookie kicker in franchise history to record two field goals of at least 50 yards in his first four games
- 9/23 at BUF:** Made his only field goal attempt from 41 yards
- 9/15 vs. CLE:** Made two-of-three field goals
- 9/8 at MIA:** Made his only field goal attempt of the day from 53 yards... Little is the only rookie in Jaguars history to make a 50+ yard field goal in his NFL debut

## COLLEGE

- Named 2023 First-Team All-SEC, 2022 Fall SEC Academic Honor Roll, 2021 Freshman All-American (PFF, FWAA, The Athletic), 2021 SEC All-Freshman Team (Coaches), and 2021 First-Year SEC Academic Honor Roll
- Converted 53 field goals on 64 attempts (82.8%) and converted 100% of his extra point attempts (129)... His 82.8 field goal percentage ranks first in school history
- Converted seven 50+ yard field goals which is the second most in school history

## PERSONAL

- Son of Ronda and Todd Little
- Rated as a five-star kicker and punter in 2020
- Often volunteers in support of the Down syndrome community

### CAM LITTLE'S NFL REGULAR SEASON KICKING STATISTICS

| DATE              | TEAM    | GP       | FGM       | FGA       | PCT.        | LG        | XP        | XPA       | PCT.         | BLK      | PTS       |
|-------------------|---------|----------|-----------|-----------|-------------|-----------|-----------|-----------|--------------|----------|-----------|
| 2024              | Jaguars | 6        | 10        | 11        | 90.9        | 53        | 11        | 11        | 100.0        | 0        | 41        |
| <b>NFL TOTALS</b> |         | <b>6</b> | <b>10</b> | <b>11</b> | <b>90.9</b> | <b>53</b> | <b>11</b> | <b>11</b> | <b>100.0</b> | <b>0</b> | <b>41</b> |

### CAM LITTLE'S NFL REGULAR SEASON FIELD-GOAL ACCURACY STATISTICS

| DATE              | TEAM    | 1-19       | PCT.       | 20-29      | PCT.         | 30-39      | PCT.         | 40-49      | PCT.        | 50+        | PCT.         |
|-------------------|---------|------------|------------|------------|--------------|------------|--------------|------------|-------------|------------|--------------|
| 2024              | Jaguars | 0-0        | 0.0        | 3-3        | 100.0        | 2-2        | 100.0        | 3-4        | 75.0        | 2-2        | 100.0        |
| <b>NFL TOTALS</b> |         | <b>0-0</b> | <b>0.0</b> | <b>3-3</b> | <b>100.0</b> | <b>2-2</b> | <b>100.0</b> | <b>3-4</b> | <b>75.0</b> | <b>2-2</b> | <b>100.0</b> |



### SINGLE-GAME HIGHS: KICKER

|                                    |  |                        |  |
|------------------------------------|--|------------------------|--|
| <b>Field Goals Made</b>            | 3 vs. Indianapolis Colts, Oct 06, 2024<br>2 at Houston Texans, Sep 29, 2024<br>...1 more at 2. | <b>PAT Attempts</b>    | 4 vs. Indianapolis Colts, Oct 06, 2024<br>2 at Houston Texans, Sep 29, 2024<br>...1 more at 2. |
| <b>Field Goal Attempts</b>         | 3 vs. Indianapolis Colts, Oct 06, 2024<br>3 vs. Cleveland Browns, Sep 15, 2024                 | <b>Points</b>          | 13 vs. Indianapolis Colts, Oct 06, 2024<br>8 at Houston Texans, Sep 29, 2024                   |
| <b>Longest Field Goals Made</b>    | 53 at Miami Dolphins, Sep 08, 2024<br>52 at Houston Texans, Sep 29, 2024                       | <b>Kickoff Average</b> | 65.0 vs. Indianapolis Colts, Oct 06, 2024<br>65.0 at Houston Texans, Sep 29, 2024              |
| <b>Longest Field Goal Attempts</b> | 53 at Miami Dolphins, Sep 08, 2024<br>43 vs. Cleveland Browns, Sep 15, 2024                    | <b>Touchbacks</b>      | 7 vs. Indianapolis Colts, Oct 06, 2024<br>5 at Houston Texans, Sep 29, 2024                    |
| <b>PATs Made</b>                   | 4 vs. Indianapolis Colts, Oct 06, 2024<br>2 at Houston Texans, Sep 29, 2024<br>...1 more at 2. |                        |  |

### 2024 GAME-BY-GAME REGULAR-SEASON STATISTICS (JAGUARS)

| DATE               | OPPONENT    | P | FIELD GOALS |           |             |           | EXTRA POINTS |           |              |          |           |            |       |
|--------------------|-------------|---|-------------|-----------|-------------|-----------|--------------|-----------|--------------|----------|-----------|------------|-------|
|                    |             |   | FGM         | FGA       | PCT         | LG        | XP           | XPA       | PCT          | BLK      | PTS       | W/L        | SCORE |
| 09/08              | at Dolphins | P | 1           | 1         | 100.0       | 53        | 2            | 2         | 100.0        | 0        | 5         | L          | 17-20 |
| 09/15              | Browns      | P | 2           | 3         | 66.7        | 25        | 1            | 1         | 100.0        | 0        | 7         | L          | 13-18 |
| 09/23              | at Bills    | P | 1           | 1         | 100.0       | 41        | 1            | 1         | 100.0        | 0        | 4         | L          | 10-47 |
| 09/29              | at Texans   | P | 2           | 2         | 100.0       | 52        | 2            | 2         | 100.0        | 0        | 8         | L          | 20-24 |
| 10/06              | Colts       | P | 3           | 3         | 100.0       | 49        | 4            | 4         | 100.0        | 0        | 13        | W          | 37-34 |
| 10/13              | at Bears    | P | 1           | 1         | 100.0       | 30        | 1            | 1         | 100.0        | 0        | 4         | L          | 16-35 |
| <b>2024 TOTALS</b> |             |   | <b>6</b>    | <b>10</b> | <b>90.9</b> | <b>53</b> | <b>11</b>    | <b>11</b> | <b>100.0</b> | <b>0</b> | <b>41</b> | <b>1-5</b> |       |

### CAM LITTLE'S COLLEGE KICKING STATISTICS

| DATE          | TEAM     | GP        | FGM       | FGA       | PCT.        | LG        | XP         | XPA        | PCT.         | BLK      | PTS        |
|---------------|----------|-----------|-----------|-----------|-------------|-----------|------------|------------|--------------|----------|------------|
| 2021          | Arkansas | 13        | 20        | 24        | 83.3        | 51        | 46         | 46         | 100.0        | 0        | 106        |
| 2022          | Arkansas | 12        | 12        | 15        | 80.0        | 51        | 45         | 45         | 100.0        | 0        | 81         |
| 2023          | Arkansas | 12        | 20        | 24        | 83.3        | 56        | 33         | 33         | 100.0        | 0        | 93         |
| <b>TOTALS</b> |          | <b>37</b> | <b>52</b> | <b>63</b> | <b>82.5</b> | <b>56</b> | <b>124</b> | <b>124</b> | <b>100.0</b> | <b>0</b> | <b>280</b> |

### CAM LITTLE'S COLLEGE FIELD-GOAL ACCURACY STATISTICS

| DATE          | TEAM     | 1-19       | PCT.       | 20-29        | PCT.         | 30-39        | PCT.        | 40-49        | PCT.        | 50+         | PCT.        |
|---------------|----------|------------|------------|--------------|--------------|--------------|-------------|--------------|-------------|-------------|-------------|
| 2021          | Arkansas | 0-0        | 0.0        | 7-7          | 100.0        | 6-7          | 85.7        | 6-7          | 85.7        | 1-3         | 33.3        |
| 2022          | Arkansas | 0-0        | 0.0        | 4-4          | 100.0        | 5-5          | 100.0       | 1-3          | 33.3        | 2-3         | 66.7        |
| 2023          | Arkansas | 0-0        | 0.0        | 7-7          | 100.0        | 4-5          | 80.0        | 5-7          | 71.4        | 4-5         | 80.0        |
| <b>TOTALS</b> |          | <b>0-0</b> | <b>0.0</b> | <b>18-18</b> | <b>100.0</b> | <b>15-17</b> | <b>88.2</b> | <b>12-17</b> | <b>70.6</b> | <b>7-11</b> | <b>63.6</b> |

### COLLEGE 2023 GAME-BY-GAME STATISTICS (ARKANSAS)

| DATE               | OPPONENT        | P | FIELD GOALS |           |             |           | EXTRA POINTS |           |              |          |           |            |       |
|--------------------|-----------------|---|-------------|-----------|-------------|-----------|--------------|-----------|--------------|----------|-----------|------------|-------|
|                    |                 |   | FGM         | FGA       | PCT         | LG        | XP           | XPA       | PCT          | BLK      | PTS       | W/L        | SCORE |
| 09/02              | Western Caro.   | P | 0           | 0         | 0.0         | 0         | 8            | 8         | 100.0        | 0        | 8         | W          | 56-13 |
| 09/09              | Kent St.        | P | 0           | 0         | 0.0         | 0         | 4            | 4         | 100.0        | 0        | 4         | W          | 7-3   |
| 09/16              | BYU             | P | 1           | 2         | 50.0        | 26        | 4            | 4         | 100.0        | 0        | 7         | L          | 31-38 |
| 09/23              | at LSU          | P | 3           | 3         | 100.0       | 40        | 2            | 2         | 100.0        | 0        | 11        | L          | 31-34 |
| 09/30              | at Texas A&M    | P | 3           | 3         | 100.0       | 52        | 1            | 1         | 100.0        | 0        | 10        | L          | 22-34 |
| 10/07              | at Ole Miss     | P | 2           | 2         | 100.0       | 56        | 2            | 2         | 100.0        | 0        | 8         | L          | 20-27 |
| 10/14              | at Alabama      | P | 2           | 2         | 100.0       | 55        | 1            | 1         | 100.0        | 0        | 7         | L          | 21-24 |
| 10/21              | Mississippi St. | P | 1           | 1         | 100.0       | 24        | 0            | 0         | 0.0          | 0        | 3         | L          | 3-7   |
| 11/04              | at Florida      | P | 4           | 5         | 80.0        | 49        | 3            | 3         | 100.0        | 0        | 15        | W          | 39-36 |
| 11/11              | Auburn          | P | 1           | 1         | 100.0       | 39        | 1            | 1         | 100.0        | 0        | 4         | L          | 10-48 |
| 11/18              | FIU             | P | 3           | 5         | 60.0        | 41        | 5            | 5         | 100.0        | 0        | 14        | W          | 44-20 |
| 11/24              | Missouri        | P | 0           | 0         | 0.0         | 0         | 2            | 2         | 100.0        | 0        | 2         | L          | 14-48 |
| <b>2023 TOTALS</b> |                 |   | <b>12</b>   | <b>20</b> | <b>83.3</b> | <b>56</b> | <b>33</b>    | <b>33</b> | <b>100.0</b> | <b>0</b> | <b>93</b> | <b>4-8</b> |       |





# WALKER LITTLE | 72

**POSITION:** OFFENSIVE LINEMAN  
**HT:** 6-7 | **WT:** 325 | **DOB:** 4-1-1999  
**COLLEGE:** STANFORD  
**HOMETOWN:** HOUSTON, TEXAS  
**ACQ:** D2-'21  
**EXP:** 4th YEAR

@walkerlittle45  
 @walker\_little

## KEY TRANSACTIONS

- Originally drafted by Jacksonville in the second round (45th overall) in the 2021 draft

## PRO

### 2024 (Jaguars)

- 10/6 vs. IND:** Saw action on offense and special teams
- 9/29 at HOU:** Saw action on special teams
- 9/23 at BUF:** Saw action on offense and special teams
- 9/15 vs. CLE:** Saw action on offense and special teams
- 9/8 at MIA:** Saw action on special teams

### 2023 (Jaguars)

- Saw action in 14 games with 11 starts... Seven starts at left tackle and four at left guard
- 11/26 at HOU:** Started at left guard and played all 76 offensive snaps... Switched to left tackle in the first quarter due to an injury on the offensive line... Saw action on special teams
- 9/24 vs. HOU:** Started at left tackle and played all 73 offensive snaps and five special teams snaps
- 9/10 at IND:** Started at left tackle and played all 70 offensive snaps and five special teams snaps

### 2022 (Jaguars)

- Saw action in all 17 regular season games with three starts and started both postseason games
- 1/14 vs. LAC:** Started at left tackle and played all 74 offensive snaps and three special teams snaps
- 12/22 at NYJ:** Started at left tackle and played all 72 offensive snaps and six special teams snaps

### 2021 (Jaguars)

- Appeared in nine games with three starts as a rookie
- 1/9 vs. IND:** Started at left tackle and played all 68 offensive snaps
- 11/7 vs. BUF:** Started at left tackle for the first time in his career and played all 61 offensive snaps... Replaced an injured Cam Robinson
- 10/17 vs. MIA:** Saw action on RB James Robinson's 1-yard touchdown run in the second quarter... Helped Robinson score a rushing TD in his fourth straight game

## COLLEGE

- Started 13 games in 2018 and earned All-Pac 12 First Team honors as a sophomore in 2018 prior to missing the 2019 season (knee injury)
- Opted out of the 2020 season due to COVID-19
- Voted Pac-12 Freshman Co-Offensive Player of the year as well as All-Pac-12 honorable mention in 2017
- Helped Bryce Love set single-game school record with 301 rushing yards (vs. Arizona State) in third career start
- Stanford's first true freshman to start at left tackle since 2000 (Kirk Chambers)

## PERSONAL

- Is one-quarter Jamaican from his maternal grandmother and has visited Jamaica throughout his high school and college years
- Led his high school (Episcopal) to a state title in 2014
- Grandfather, Gene Little, played football at Rice and professionally for the New York Giants
- Uncle, Jack Little, played football at Texas A&M and professionally for the Baltimore Colts

## WALKER LITTLE'S NFL REGULAR SEASON STATISTICS

| DATE              | TEAM    | GP        | GS        |
|-------------------|---------|-----------|-----------|
| 2021              | Jaguars | 9         | 3         |
| 2022              | Jaguars | 17        | 3         |
| 2023              | Jaguars | 14        | 11        |
| 2024              | Jaguars | 6         | 0         |
| <b>NFL TOTALS</b> |         | <b>46</b> | <b>17</b> |





**WALKER LITTLE'S NFL POSTSEASON STATISTICS**

| DATE              | TEAM    | GP       | GS       |
|-------------------|---------|----------|----------|
| 2022              | Jaguars | 2        | 2        |
| <b>NFL TOTALS</b> |         | <b>2</b> | <b>2</b> |

**2024 GAME-BY-GAME REGULAR-SEASON STATISTICS (JAGUARS)**

| DATE               | OPPONENT    | P/S        | W/L        | SCORE |
|--------------------|-------------|------------|------------|-------|
| 09/08              | at Dolphins | P          | L          | 17-20 |
| 09/15              | Browns      | P          | L          | 13-18 |
| 09/23              | at Bills    | P          | L          | 10-47 |
| 09/29              | at Texans   | P          | L          | 20-24 |
| 10/06              | Colts       | P          | W          | 37-34 |
| 10/13              | at Bears    | P          | L          | 16-35 |
| <b>2024 TOTALS</b> |             | <b>6-0</b> | <b>1-5</b> |       |

**2023 GAME-BY-GAME REGULAR-SEASON STATISTICS (JAGUARS)**

| DATE               | OPPONENT      | P/S          | W/L        | SCORE  |
|--------------------|---------------|--------------|------------|--------|
| 09/10              | at Colts      | S            | W          | 31-21  |
| 09/17              | Chiefs        | S            | L          | 9-17   |
| 09/24              | Texans        | S            | L          | 17-37  |
| 10/01              | Falcons       | S            | W          | 23-7   |
| 10/08              | at Bills      | S            | W          | 25-20  |
| 10/15              | Colts         |              | W          | 37-20  |
| 10/19              | at Saints     |              | W          | 31-24  |
| 10/29              | at Steelers   | P            | W          | 20-10  |
| 11/12              | 49ers         | S            | L          | 3-34   |
| 11/19              | Titans        | S            | W          | 34-14  |
| 11/26              | at Texans     | S            | W          | 24-21  |
| 12/04              | Bengals       | S            | L          | 31-34+ |
| 12/10              | at Browns     |              | L          | 27-31  |
| 12/17              | Ravens        | S            | L          | 7-23   |
| 12/24              | at Buccaneers | S            | L          | 12-30  |
| 12/31              | Panthers      | P            | W          | 26-0   |
| 01/07              | at Titans     | P            | L          | 20-28  |
| <b>2023 TOTALS</b> |               | <b>14-11</b> | <b>9-8</b> |        |

+ - Overtime





## DEVIN LLOYD | 33

POSITION: LINEBACKER

HT: 6-3 | WT: 235 | DOB: 9-30-1998

COLLEGE: UTAH

HOMETOWN: CHULA VISTA, CALIF.

ACQ: D1-'22

EXP: 3rd YEAR

 @DevinLloyd\_

 @devinlloyd\_

### KEY TRANSACTIONS

- Originally drafted by Jacksonville in the first round (27th overall) in the 2022 draft

### PRO

#### 2024 (Jaguars)

- 10/6 vs. IND:** Recorded six tackles (two solo)
- 9/29 at HOU:** Inactive due to injury
- 9/23 at BUF:** Started at linebacker and recorded four tackles (one solo)
- 9/15 vs. CLE:** Recorded eight total tackles (five solo), two passes defended, one quarterback hit and one forced fumble... Notched his 16th-straight game with at least five tackles, the eighth-longest streak of games with five-plus tackles in Jaguars history
- 9/8 at MIA:** Started at linebacker and recorded nine tackles (seven solo) and one tackle for loss

#### 2023 (Jaguars)

- Played in and started 15 games... Recorded 127 tackles (75 solo), seven passes defended, two tackles for loss, two fumble recoveries and one quarterback hit
- 11/26 at HOU:** Recorded eight total tackles (six solo) with one tackle for loss and one pass defended... Achieved 100 career solo tackles
- 11/12 vs. S.F.:** Recorded 10 total tackles (seven solo) and saw action on special teams... Tied for the third-most single-game tackles against the 49ers in team history
- 9/10 at IND:** Started at linebacker and recorded his third career fumble recovery in the season debut

#### 2022 (Jaguars)

- Started 15 out of 17 regular season games and started both postseason games... In the regular season he posted 115 tackles (59 solo), eight passes defended, three interceptions, and two fumble recoveries... In the postseason he posted 13 tackles (seven solo), two quarterback hits, one tackle for loss, and one pass defended... Lloyd's three interceptions tied for the most interceptions by a linebacker in the 2022 season
- Voted the Defensive Rookie of the Month for September after posting 24 total tackles, six passes defended and two interceptions
- 10/2 at PHI:** Started at linebacker and recorded a career-high 14 tackles (four solo)
- 9/25 at LAC:** Posted an INT in his second consecutive game and is leading all NFL rookies in INTs... He is the first rookie in franchise history to record two INTs in their first three career games... Recorded seven tackles (five solo) and three passes defended
- 9/18 vs. IND:** Recorded a team-high six tackles (three solo) and one pass defended... Posted his first career interception in his second career game
- 9/11 at WAS:** Started at linebacker and recorded a team-high 11 tackles (8 solo) in his NFL debut... 11 tackles is the most by a player in his NFL debut since LB Devin Bush recorded 11 tackles in 2019

### COLLEGE

- 47 career games as a Ute with 32 starts
- 2021 Consensus All-America, the tenth such Ute in program history
- Finished his career with 43 tackles for loss, fourth-most in program history
- Tied for second-most TFLs in a season (22 in 2021)
- Finished the 2021 season as the only active Pac-12 player with three career interception return TDs
- One of six Utes all-time with three-plus career interception return TDs
- Three games in 2021 with a 90-plus grade by PFF, leading all linebackers nationally
- Ten career All-America accolades, including eight First Team honors in 2021
- Two-time Butkus Award Finalist (2020, 2021)

### PERSONAL

- In July 2024, participated on a mission trip to Zimbabwe
- Attended the 2023 UK Player Tour with WR Jamal Agnew, OLB Josh Hines-Allen, and six other players from different teams around the league
- Son of Joe Lloyd and Ronyta Johnson
- Both his mother and his father served in the military
- Communications major
- Born in Kansas City



**DEVIN LLOYD'S NFL REGULAR SEASON DEFENSIVE STATISTICS**

| DATE              | TEAM    | GP        | TACKLES   |            |            |            |          |          |            |            | INTERCEPTIONS |          |           |           |          |           | O. FUMB  |          |          |           |          | ST       |          |          |          | MISC     |   |
|-------------------|---------|-----------|-----------|------------|------------|------------|----------|----------|------------|------------|---------------|----------|-----------|-----------|----------|-----------|----------|----------|----------|-----------|----------|----------|----------|----------|----------|----------|---|
|                   |         |           | GS        | TK         | S          | A          | TFL      | YDS      | SK         | YDS        | QBH           | NO       | YDS       | LG        | TD       | PD        | FF       | FR       | TD       | YDS       | TK       | S        | A        | FF       | FR       | S        | A |
| 2022              | Jaguars | 17        | 15        | 115        | 59         | 56         | 0        | 0        | 0.0        | 0.0        | 2             | 3        | 42        | 19        | 0        | 8         | 0        | 2        | 0        | 28        | 0        | 0        | 0        | 0        | 0        | 0        | 0 |
| 2023              | Jaguars | 15        | 15        | 127        | 75         | 52         | 2        | 3        | 0.0        | 0.0        | 1             | 0        | 0         | 0         | 0        | 7         | 0        | 2        | 0        | 13        | 0        | 0        | 0        | 0        | 0        | 0        |   |
| 2024              | Jaguars | 5         | 5         | 36         | 19         | 17         | 2        | 5        | 0.0        | 0.0        | 1             | 0        | 0         | 0         | 0        | 2         | 1        | 0        | 0        | 0         | 0        | 0        | 0        | 0        | 0        |          |   |
| <b>NFL TOTALS</b> |         | <b>37</b> | <b>35</b> | <b>278</b> | <b>153</b> | <b>125</b> | <b>4</b> | <b>8</b> | <b>0.0</b> | <b>0.0</b> | <b>4</b>      | <b>3</b> | <b>42</b> | <b>19</b> | <b>0</b> | <b>17</b> | <b>1</b> | <b>4</b> | <b>0</b> | <b>41</b> | <b>0</b> | <b>0</b> | <b>0</b> | <b>0</b> | <b>0</b> | <b>0</b> |   |

**DEVIN LLOYD'S NFL POSTSEASON DEFENSIVE STATISTICS**

| DATE              | TEAM    | GP       | TACKLES  |           |          |          |          |          |            |            | INTERCEPTIONS |          |          |          |          |          | O. FUMB  |          |          |          |          | ST       |          |          |          | MISC     |   |
|-------------------|---------|----------|----------|-----------|----------|----------|----------|----------|------------|------------|---------------|----------|----------|----------|----------|----------|----------|----------|----------|----------|----------|----------|----------|----------|----------|----------|---|
|                   |         |          | GS       | TK        | S        | A        | TFL      | YDS      | SK         | YDS        | QBH           | NO       | YDS      | LG       | TD       | PD       | FF       | FR       | TD       | YDS      | TK       | S        | A        | FF       | FR       | S        | A |
| 2022              | Jaguars | 2        | 2        | 13        | 7        | 6        | 1        | 0        | 0.0        | 0.0        | 2             | 0        | 0        | 0        | 0        | 1        | 0        | 0        | 0        | 0        | 0        | 0        | 0        | 0        | 0        | 0        |   |
| <b>NFL TOTALS</b> |         | <b>2</b> | <b>2</b> | <b>13</b> | <b>7</b> | <b>6</b> | <b>1</b> | <b>0</b> | <b>0.0</b> | <b>0.0</b> | <b>2</b>      | <b>0</b> | <b>0</b> | <b>0</b> | <b>0</b> | <b>1</b> | <b>0</b> | <b>0</b> | <b>0</b> | <b>0</b> | <b>0</b> | <b>0</b> | <b>0</b> | <b>0</b> | <b>0</b> | <b>0</b> |   |

**SINGLE-GAME HIGHS: DEFENSIVE**

|                          |  |                                  |  |
|--------------------------|--|----------------------------------|--|
| <b>Total Tackles</b>     | 14 at Philadelphia Eagles, Oct 02, 2022<br>11 vs. Baltimore Ravens, Dec 17, 2023<br>...7 more at 11. | <b>Tackles For Loss</b>          | 1 at Tampa Bay Buccaneers, Dec 24, 2023<br>1 at Houston Texans, Nov 26, 2023                   |
| <b>Solo Tackles</b>      | 8 vs. Baltimore Ravens, Dec 17, 2023<br>8 vs. Cincinnati Bengals, Dec 04, 2023<br>...1 more at 8.    | <b>Interceptions</b>             | 1 at New York Jets, Dec 22, 2022<br>1 at Los Angeles Chargers, Sep 25, 2022<br>...1 more at 1. |
| <b>Passes Defensed</b>   | 3 at Los Angeles Chargers, Sep 25, 2022<br>3 vs. Indianapolis Colts, Sep 18, 2022                    | <b>Interception Return Yards</b> | 19 at New York Jets, Dec 22, 2022<br>13 vs. Indianapolis Colts, Sep 18, 2022                   |
| <b>Forced Fumbles</b>    | 1 vs. Cleveland Browns, Sep 15, 2024   | <b>Longest Opp Fumble Return</b> | 17 at Kansas City Chiefs, Nov 13, 2022<br>13 at Cleveland Browns, Dec 10, 2023                 |
| <b>Fumble Recoveries</b> | 1 at Cleveland Browns, Dec 10, 2023<br>1 at Indianapolis Colts, Sep 10, 2023<br>...2 more at 1.      |                                  |  |

**SINGLE-GAME HIGHS - POSTSEASON: DEFENSIVE**

|                      |   |                         |  |
|----------------------|---|-------------------------|--|
| <b>Total Tackles</b> | 8 at Kansas City Chiefs, Jan 21, 2023<br>5 vs. Los Angeles Chargers, Jan 14, 2023 | <b>Passes Defensed</b>  | 1 vs. Los Angeles Chargers, Jan 14, 2023 |
| <b>Solo Tackles</b>  | 4 vs. Los Angeles Chargers, Jan 14, 2023<br>3 at Kansas City Chiefs, Jan 21, 2023 | <b>Tackles For Loss</b> | 1 vs. Los Angeles Chargers, Jan 14, 2023 |

**2024 GAME-BY-GAME REGULAR-SEASON STATISTICS (JAGUARS)**

| DATE               | OPPONENT    | P/S        | TACKLES          |           |           |            |            |          |          |          | INTERCEPTIONS |          |          |          |          |          | O. FUMB  |          |          |          |          | ST       |          |          |          | MISC       |       |       |
|--------------------|-------------|------------|------------------|-----------|-----------|------------|------------|----------|----------|----------|---------------|----------|----------|----------|----------|----------|----------|----------|----------|----------|----------|----------|----------|----------|----------|------------|-------|-------|
|                    |             |            | TK               | S         | A         | SK         | YDS        | TFL      | YDS      | QBH      | NO            | YDS      | LG       | TD       | PD       | FF       | FR       | TD       | YDS      | TK       | S        | A        | FF       | FR       | S        | A          | W/L   | SCORE |
| 09/08              | at Dolphins | S          | 9                | 7         | 2         | 0.0        | 0.0        | 1        | 3        | 0        | 0             | 0        | 0        | 0        | 0        | 0        | 0        | 0        | 0        | 0        | 0        | 0        | 0        | 0        | 0        | 0          | L     | 17-20 |
| 09/15              | Browns      | S          | 8                | 5         | 3         | 0.0        | 0.0        | 0        | 0        | 1        | 0             | 0        | 0        | 0        | 2        | 1        | 0        | 0        | 0        | 0        | 0        | 0        | 0        | 0        | 0        | L          | 13-18 |       |
| 09/23              | at Bills    | S          | 4                | 1         | 3         | 0.0        | 0.0        | 0        | 0        | 0        | 0             | 0        | 0        | 0        | 0        | 0        | 0        | 0        | 0        | 0        | 0        | 0        | 0        | 0        | 0        | L          | 10-47 |       |
| 09/29              | at Texans   |            | ON INACTIVE LIST |           |           |            |            |          |          |          |               |          |          |          |          |          |          |          |          |          |          |          |          |          |          |            | L     | 20-24 |
| 10/06              | Colts       | S          | 6                | 2         | 4         | 0.0        | 0.0        | 0        | 0        | 0        | 0             | 0        | 0        | 0        | 0        | 0        | 0        | 0        | 0        | 0        | 0        | 0        | 0        | 0        | 0        | W          | 37-34 |       |
| 10/13              | at Bears    | S          | 9                | 4         | 5         | 0.0        | 0.0        | 1        | 2        | 0        | 0             | 0        | 0        | 0        | 0        | 0        | 0        | 0        | 0        | 0        | 0        | 0        | 0        | 0        | 0        | L          | 16-35 |       |
| <b>2024 TOTALS</b> |             | <b>5-5</b> | <b>36</b>        | <b>19</b> | <b>17</b> | <b>0.0</b> | <b>0.0</b> | <b>2</b> | <b>5</b> | <b>1</b> | <b>0</b>      | <b>0</b> | <b>0</b> | <b>0</b> | <b>2</b> | <b>1</b> | <b>0</b> | <b>0</b> | <b>0</b> | <b>0</b> | <b>0</b> | <b>0</b> | <b>0</b> | <b>0</b> | <b>0</b> | <b>1-5</b> |       |       |



**2023 GAME-BY-GAME REGULAR-SEASON STATISTICS (JAGUARS)**

| DATE               | OPPONENT      | P/S | TACKLES      |            |           |           |            |            |          |          | INTERCEPTIONS |          |          |          |          | O. FUMB  |          |          |          | ST        |          |          |          | MISC     |          | SCORE      |        |       |
|--------------------|---------------|-----|--------------|------------|-----------|-----------|------------|------------|----------|----------|---------------|----------|----------|----------|----------|----------|----------|----------|----------|-----------|----------|----------|----------|----------|----------|------------|--------|-------|
|                    |               |     | TK           | S          | A         | SK        | YDS        | TFL        | YDS      | QBH      | NO            | YDS      | LG       | TD       | PD       | FF       | FR       | TD       | YDS      | TK        | S        | A        | FF       | FR       | S        |            | A      | W/L   |
| 09/10              | at Colts      | S   | 3            | 1          | 2         | 0.0       | 0.0        | 0          | 0        | 0        | 0             | 0        | 0        | 0        | 0        | 0        | 1        | 0        | 0        | 0         | 0        | 0        | 0        | 0        | 0        | 0          | W      | 31-21 |
| 09/17              | Chiefs        | S   | 11           | 5          | 6         | 0.0       | 0.0        | 0          | 0        | 0        | 0             | 0        | 0        | 2        | 0        | 0        | 0        | 0        | 0        | 0         | 0        | 0        | 0        | 0        | 0        | L          | 9-17   |       |
| 09/24              | Texans        | S   | 5            | 2          | 3         | 0.0       | 0.0        | 0          | 0        | 0        | 0             | 0        | 0        | 1        | 0        | 0        | 0        | 0        | 0        | 0         | 0        | 0        | 0        | 0        | 0        | L          | 17-37  |       |
| 10/01              | Falcons       |     |              |            |           |           |            |            |          |          |               |          |          |          |          |          |          |          |          |           |          |          |          |          |          | W          | 23-7   |       |
| 10/08              | at Bills      |     |              |            |           |           |            |            |          |          |               |          |          |          |          |          |          |          |          |           |          |          |          |          |          | W          | 25-20  |       |
| 10/15              | Colts         | S   | 9            | 7          | 2         | 0.0       | 0.0        | 0          | 0        | 0        | 0             | 0        | 0        | 2        | 0        | 0        | 0        | 0        | 0        | 0         | 0        | 0        | 0        | 0        | 0        | W          | 37-20  |       |
| 10/19              | at Saints     | S   | 11           | 5          | 6         | 0.0       | 0.0        | 0          | 0        | 0        | 0             | 0        | 0        | 1        | 0        | 0        | 0        | 0        | 0        | 0         | 0        | 0        | 0        | 0        | 0        | W          | 31-24  |       |
| 10/29              | at Steelers   | S   | 9            | 7          | 2         | 0.0       | 0.0        | 0          | 0        | 0        | 0             | 0        | 0        | 0        | 0        | 0        | 0        | 0        | 0        | 0         | 0        | 0        | 0        | 0        | 0        | W          | 20-10  |       |
| 11/12              | 49ers         | S   | 10           | 7          | 3         | 0.0       | 0.0        | 0          | 0        | 0        | 0             | 0        | 0        | 0        | 0        | 0        | 0        | 0        | 0        | 0         | 0        | 0        | 0        | 0        | 0        | L          | 3-34   |       |
| 11/19              | Titans        | S   | 11           | 5          | 6         | 0.0       | 0.0        | 0          | 0        | 0        | 0             | 0        | 0        | 0        | 0        | 0        | 0        | 0        | 0        | 0         | 0        | 0        | 0        | 0        | 0        | W          | 34-14  |       |
| 11/26              | at Texans     | S   | 8            | 6          | 2         | 0.0       | 0.0        | 1          | 1        | 0        | 0             | 0        | 0        | 0        | 1        | 0        | 0        | 0        | 0        | 0         | 0        | 0        | 0        | 0        | 0        | W          | 24-21  |       |
| 12/04              | Bengals       | S   | 11           | 8          | 3         | 0.0       | 0.0        | 0          | 0        | 0        | 0             | 0        | 0        | 0        | 0        | 0        | 0        | 0        | 0        | 0         | 0        | 0        | 0        | 0        | 0        | L          | 31-34+ |       |
| 12/10              | at Browns     | S   | 11           | 4          | 7         | 0.0       | 0.0        | 0          | 0        | 0        | 0             | 0        | 0        | 0        | 0        | 1        | 0        | 13       | 0        | 0         | 0        | 0        | 0        | 0        | 0        | L          | 27-31  |       |
| 12/17              | Ravens        | S   | 11           | 8          | 3         | 0.0       | 0.0        | 0          | 0        | 0        | 0             | 0        | 0        | 0        | 0        | 0        | 0        | 0        | 0        | 0         | 0        | 0        | 0        | 0        | 0        | L          | 7-23   |       |
| 12/24              | at Buccaneers | S   | 5            | 3          | 2         | 0.0       | 0.0        | 1          | 2        | 0        | 0             | 0        | 0        | 0        | 0        | 0        | 0        | 0        | 0        | 0         | 0        | 0        | 0        | 0        | 0        | L          | 12-30  |       |
| 12/31              | Panthers      | S   | 6            | 3          | 3         | 0.0       | 0.0        | 0          | 0        | 0        | 0             | 0        | 0        | 0        | 0        | 0        | 0        | 0        | 0        | 0         | 0        | 0        | 0        | 0        | 0        | W          | 26-0   |       |
| 01/07              | at Titans     | S   | 6            | 4          | 2         | 0.0       | 0.0        | 0          | 0        | 1        | 0             | 0        | 0        | 0        | 0        | 0        | 0        | 0        | 0        | 0         | 0        | 0        | 0        | 0        | 0        | L          | 20-28  |       |
| <b>2023 TOTALS</b> |               |     | <b>15-15</b> | <b>127</b> | <b>75</b> | <b>52</b> | <b>0.0</b> | <b>0.0</b> | <b>2</b> | <b>3</b> | <b>1</b>      | <b>0</b> | <b>0</b> | <b>0</b> | <b>0</b> | <b>7</b> | <b>0</b> | <b>2</b> | <b>0</b> | <b>13</b> | <b>0</b> | <b>0</b> | <b>0</b> | <b>0</b> | <b>0</b> | <b>9-8</b> |        |       |



+ - Overtime





## ROSS MATISCIK | 46

**POSITION:** LONG SNAPPER  
**HT:** 6-0 | **WT:** 240 | **DOB:** 9-13-1996  
**COLLEGE:** BAYLOR  
**HOMETOWN:** MCKINNEY, TEXAS  
**ACQ:** FA-'20  
**EXP:** 5th YEAR

 @rossmaticik  
 @ross\_maticik



### KEY TRANSACTIONS

- Originally signed by Jacksonville as a rookie free agent on 4/28/20

### PRO

#### 2024 (Jaguars)

- 10/6 vs. IND:** Played at long snapper on nine special teams snaps
- 9/29 at HOU:** Played at long snapper on nine special teams snaps
- 9/23 at BUF:** Played at long snapper on four special teams snaps
- 9/15 vs. CLE:** Played at long snapper on seven special teams snaps
- 9/8 at MIA:** Played at long snapper on nine special teams snaps

#### 2023 (Jaguars)

- Saw action in all 17 games and was named to the Associated Press All-Pro First Team and Pro Bowl Games for the first time in his career... On special teams, he totaled eight tackles, one forced fumble, and one fumble recovery... After recording one fumble and one fumble recovery in Week 11, he became the first long snapper since 49ers Brian Jennings in 2005 to record a forced fumble and a fumble recovery in the same game... His eight solo tackles on special teams led the NFL among long snappers
- 12/10 at CLE:** Served as team's long snapper on 10 special teams snaps... Posted two tackles on special teams... Holds the most solo tackles by a long snapper in the NFL
- 11/19 vs. TEN:** Recorded one tackle, one forced fumble and one fumble recovery on special teams... Became the first long snapper since 49ers' LS Brian Jennings (2005) to record a forced fumble and a fumble recovery in a single game
- 9/17 vs. K.C.:** Served as team's long snapper on eight special teams snaps and recorded one special teams tackle

#### 2022 (Jaguars)

- Handled long snapping duties in all 17 regular season games and both postseason games... He recorded four special teams tackles (one solo)
- 12/11 at TEN:** Served as team's long snapper on six special teams snaps and recorded one special teams tackle
- 12/4 at DET:** Served as team's long snapper on five special teams snaps and recorded one special teams tackle
- 10/16 at IND:** Served as team's long snapper on six special teams snaps and recorded one special teams tackle

#### 2021 (Jaguars)

- Handled long snapping duties in all 17 games in 2021
- 10/17 vs. MIA:** Handled long snapping duties, helping K Matthew Wright convert on the game-tying 54-yard and game-winning 53-yard field goals
- 9/19 vs. DEN:** Served as team's long snapper and recorded one special teams tackle on a punt return

#### 2020 (Jaguars)

- Handled the team's long snapping duties in all 16 games of the season
- 9/13 vs. IND:** Served as the team's long snapper in NFL debut

### COLLEGE

- Appeared in 52 games throughout his college career, seeing time as a long snapper for punts and placekicks, while also appearing at linebacker
- Played in 14 games in 2019, snapping on all punts and kicks, and made 13 tackles, including 1.0 sack
- Served as the team's long snapper for all 13 games and made 11 tackles on defense in 2018
- Played in 12 games as a sophomore in 2017 and totaled four tackles, one fumble recovery and one forced fumble
- Played in 12 games as a freshman and served as the primary long snapper

### PERSONAL

- Attended McKinney Boyd (McKinney, Texas) High School and was a 2014 all-state selection at linebacker
- Father, Marty, played football at Bowling Green
- Brother, Paine, played football at Rice



**ROSS MATISCIK'S NFL REGULAR SEASON STATISTICS**

| DATE              | TEAM    | GP        |
|-------------------|---------|-----------|
| 2020              | Jaguars | 16        |
| 2021              | Jaguars | 17        |
| 2022              | Jaguars | 17        |
| 2023              | Jaguars | 17        |
| 2024              | Jaguars | 6         |
| <b>NFL TOTALS</b> |         | <b>73</b> |

**ROSS MATISCIK'S NFL POSTSEASON STATISTICS**

| DATE              | TEAM    | GP       |
|-------------------|---------|----------|
| 2022              | Jaguars | 2        |
| <b>NFL TOTALS</b> |         | <b>2</b> |

**2024 GAME-BY-GAME REGULAR-SEASON STATISTICS (JAGUARS)**

| DATE               | OPPONENT    |   | W/L        | SCORE |
|--------------------|-------------|---|------------|-------|
| 09/08              | at Dolphins | P | L          | 17-20 |
| 09/15              | Browns      | P | L          | 13-18 |
| 09/23              | at Bills    | P | L          | 10-47 |
| 09/29              | at Texans   | P | L          | 20-24 |
| 10/06              | Colts       | P | W          | 37-34 |
| 10/13              | at Bears    | P | L          | 16-35 |
| <b>2024 TOTALS</b> | <b>6</b>    |   | <b>1-5</b> |       |

**2023 GAME-BY-GAME REGULAR-SEASON STATISTICS (JAGUARS)**

| DATE               | OPPONENT      |   | W/L        | SCORE  |
|--------------------|---------------|---|------------|--------|
| 09/10              | at Colts      | P | W          | 31-21  |
| 09/17              | Chiefs        | P | L          | 9-17   |
| 09/24              | Texans        | P | L          | 17-37  |
| 10/01              | Falcons       | P | W          | 23-7   |
| 10/08              | at Bills      | P | W          | 25-20  |
| 10/15              | Colts         | P | W          | 37-20  |
| 10/19              | at Saints     | P | W          | 31-24  |
| 10/29              | at Steelers   | P | W          | 20-10  |
| 11/12              | 49ers         | P | L          | 3-34   |
| 11/19              | Titans        | P | W          | 34-14  |
| 11/26              | at Texans     | P | W          | 24-21  |
| 12/04              | Bengals       | P | L          | 31-34+ |
| 12/10              | at Browns     | P | L          | 27-31  |
| 12/17              | Ravens        | P | L          | 7-23   |
| 12/24              | at Buccaneers | P | L          | 12-30  |
| 12/31              | Panthers      | P | W          | 26-0   |
| 01/07              | at Titans     | P | L          | 20-28  |
| <b>2023 TOTALS</b> | <b>17</b>     |   | <b>9-8</b> |        |

+ - Overtime





# VENTRELL MILLER | 51

**POSITION:** LINEBACKER  
**HT:** 6-0 | **WT:** 232 | **DOB:** 1-15-1999  
**COLLEGE:** FLORIDA  
**HOMETOWN:** LAKELAND, FLA.  
**ACQ:** D4-'23  
**EXP:** 2nd YEAR

ventrell\_miller  
 trel\_51

## KEY TRANSACTIONS

- Originally drafted by Jacksonville in the fourth round (127th overall) of the 2023 Draft

## PRO

### 2024 (Jaguars)

- 10/6 vs. IND:** Totaled seven tackles (six solo) and one tackle for loss
- 9/29 at HOU:** Led the team with 10 tackles (seven solo) and one tackle for loss in his first NFL start... Notched his second-consecutive game with at least five tackles
- 9/23 at BUF:** Recorded five tackles (two solo) and one pass defended on defense... Added a tackle on special teams
- 9/15 vs. CLE:** Recorded one tackle on defense and one tackle on special teams
- 9/8 at MIA:** Saw action on defense and special teams and posted one tackle on a punt resulting in a loss of five yards

### 2023 (Jaguars)

- Spent the season on injured reserve

## COLLEGE

- Finished his career with 240 total tackles (124 solo), 23.5 tackles for loss, 7.5 sacks, two forced fumbles, two fumble recoveries and one interception in 49 games played
- Was a two-time SEC Defensive Player of the Week in 2020
- Recorded a career-high 16 total tackles against LSU on 12/12/20

## PERSONAL

- Majored in Family, Youth and Community Sciences

## VENTRELL MILLER'S NFL REGULAR SEASON DEFENSIVE STATISTICS

| DATE              | TEAM    | GP       | TACKLES  |           |           |           |          |          |            |            | INTERCEPTIONS |          |          |          |          |          |          | O. FUMB  |          |          |          |          | ST       |          |          |          | MISC     |   |  |
|-------------------|---------|----------|----------|-----------|-----------|-----------|----------|----------|------------|------------|---------------|----------|----------|----------|----------|----------|----------|----------|----------|----------|----------|----------|----------|----------|----------|----------|----------|---|--|
|                   |         |          | GS       | TK        | S         | A         | TFL      | YDS      | SK         | YDS        | QBH           | NO       | YDS      | LG       | TD       | PD       | FF       | FR       | TD       | YDS      | TK       | S        | A        | FF       | FR       | S        | A        |   |  |
| 2023              | Jaguars | 0        | 0        | 0         | 0         | 0         | 0        | 0.0      | 0.0        | 0          | 0             | 0        | 0        | 0        | 0        | 0        | 0        | 0        | 0        | 0        | 0        | 0        | 0        | 0        | 0        | 0        | 0        | 0 |  |
| 2024              | Jaguars | 6        | 3        | 33        | 23        | 10        | 2        | 3        | 0.0        | 0.0        | 0             | 0        | 0        | 0        | 1        | 1        | 0        | 0        | 0        | 4        | 4        | 0        | 0        | 0        | 0        | 0        | 0        |   |  |
| <b>NFL TOTALS</b> |         | <b>6</b> | <b>3</b> | <b>33</b> | <b>23</b> | <b>10</b> | <b>2</b> | <b>3</b> | <b>0.0</b> | <b>0.0</b> | <b>0</b>      | <b>0</b> | <b>0</b> | <b>0</b> | <b>1</b> | <b>1</b> | <b>0</b> | <b>0</b> | <b>0</b> | <b>4</b> | <b>4</b> | <b>0</b> | <b>0</b> | <b>0</b> | <b>0</b> | <b>0</b> | <b>0</b> |   |  |

### SINGLE-GAME HIGHS: DEFENSIVE

|                        |                                    |                              |  |
|------------------------|------------------------------------|------------------------------|--|
| <b>Total Tackles</b>   | 10 at Chicago Bears, Oct 13, 2024  | <b>Forced Fumbles</b>        | 1 at Chicago Bears, Oct 13, 2024       |
|                        | 10 at Houston Texans, Sep 29, 2024 | <b>Tackles For Loss</b>      | 1 vs. Indianapolis Colts, Oct 06, 2024 |
| <b>Solo Tackles</b>    | 8 at Chicago Bears, Oct 13, 2024   |                              | 1 at Houston Texans, Sep 29, 2024      |
|                        | 7 at Houston Texans, Sep 29, 2024  | <b>Special Teams Tackles</b> | 1 at Houston Texans, Sep 29, 2024      |
| <b>Passes Defensed</b> | 1 at Buffalo Bills, Sep 23, 2024   |                              | 1 at Buffalo Bills, Sep 23, 2024       |
|                        |                                    |                              | ...2 more at 1.                        |

### 2024 GAME-BY-GAME REGULAR-SEASON STATISTICS (JAGUARS)

| DATE               | OPPONENT    | P/S        | TACKLES   |           |           |            |            |          |          |          | INTERCEPTIONS |          |          |          |          |          |          | O. FUMB  |          |          |          |          | ST       |          |          |            | MISC  |       |  |
|--------------------|-------------|------------|-----------|-----------|-----------|------------|------------|----------|----------|----------|---------------|----------|----------|----------|----------|----------|----------|----------|----------|----------|----------|----------|----------|----------|----------|------------|-------|-------|--|
|                    |             |            | TK        | S         | A         | SK         | YDS        | TFL      | YDS      | QBH      | NO            | YDS      | LG       | TD       | PD       | FF       | FR       | TD       | YDS      | TK       | S        | A        | FF       | FR       | S        | A          | W/L   | SCORE |  |
| 09/08              | at Dolphins | P          | 0         | 0         | 0         | 0.0        | 0.0        | 0        | 0        | 0        | 0             | 0        | 0        | 0        | 0        | 0        | 0        | 0        | 0        | 1        | 1        | 0        | 0        | 0        | 0        | 0          | L     | 17-20 |  |
| 09/15              | Browns      | P          | 1         | 0         | 1         | 0.0        | 0.0        | 0        | 0        | 0        | 0             | 0        | 0        | 0        | 0        | 0        | 0        | 0        | 0        | 1        | 1        | 0        | 0        | 0        | 0        | 0          | L     | 13-18 |  |
| 09/23              | at Bills    | P          | 5         | 2         | 3         | 0.0        | 0.0        | 0        | 0        | 0        | 0             | 0        | 0        | 0        | 1        | 0        | 0        | 0        | 0        | 1        | 1        | 0        | 0        | 0        | 0        | L          | 10-47 |       |  |
| 09/29              | at Texans   | S          | 10        | 7         | 3         | 0.0        | 0.0        | 1        | 2        | 0        | 0             | 0        | 0        | 0        | 0        | 0        | 0        | 0        | 0        | 1        | 1        | 0        | 0        | 0        | 0        | L          | 20-24 |       |  |
| 10/06              | Colts       | S          | 7         | 6         | 1         | 0.0        | 0.0        | 1        | 1        | 0        | 0             | 0        | 0        | 0        | 0        | 0        | 0        | 0        | 0        | 0        | 0        | 0        | 0        | 0        | 0        | W          | 37-34 |       |  |
| 10/13              | at Bears    | S          | 10        | 8         | 2         | 0.0        | 0.0        | 0        | 0        | 0        | 0             | 0        | 0        | 0        | 1        | 0        | 0        | 0        | 0        | 0        | 0        | 0        | 0        | 0        | 0        | L          | 16-35 |       |  |
| <b>2024 TOTALS</b> |             | <b>6-3</b> | <b>33</b> | <b>23</b> | <b>10</b> | <b>0.0</b> | <b>0.0</b> | <b>2</b> | <b>3</b> | <b>0</b> | <b>0</b>      | <b>0</b> | <b>0</b> | <b>0</b> | <b>1</b> | <b>1</b> | <b>0</b> | <b>0</b> | <b>0</b> | <b>4</b> | <b>4</b> | <b>0</b> | <b>0</b> | <b>0</b> | <b>0</b> | <b>1-5</b> |       |       |  |



### 2023 GAME-BY-GAME REGULAR-SEASON STATISTICS (JAGUARS)

| DATE               | OPPONENT      | P/S | TACKLES  |          |          |            |            | INTERCEPTIONS |          |          |          |          | O. FUMB  |          |          |          | ST       |          |          |          | MISC     |          |          |          | SCORE    |          |          |          |          |          |          |          |          |          |          |          |          |          |          |          |          |            |
|--------------------|---------------|-----|----------|----------|----------|------------|------------|---------------|----------|----------|----------|----------|----------|----------|----------|----------|----------|----------|----------|----------|----------|----------|----------|----------|----------|----------|----------|----------|----------|----------|----------|----------|----------|----------|----------|----------|----------|----------|----------|----------|----------|------------|
|                    |               |     | TK       | S        | A        | SK         | YDS        | TFL           | YDS      | QBH      | NO       | YDS      | LG       | TD       | PD       | FF       | FR       | TD       | YDS      | TK       | S        | A        | FF       | FR       |          | S        | A        | W/L      |          |          |          |          |          |          |          |          |          |          |          |          |          |            |
| 09/10              | at Colts      |     |          |          |          |            |            |               |          |          |          |          |          |          |          |          |          |          |          |          |          |          |          |          |          | W        | 31-21    |          |          |          |          |          |          |          |          |          |          |          |          |          |          |            |
| 09/17              | Chiefs        |     |          |          |          |            |            |               |          |          |          |          |          |          |          |          |          |          |          |          |          |          |          |          |          | L        | 9-17     |          |          |          |          |          |          |          |          |          |          |          |          |          |          |            |
| 09/24              | Texans        |     |          |          |          |            |            |               |          |          |          |          |          |          |          |          |          |          |          |          |          |          |          |          |          | L        | 17-37    |          |          |          |          |          |          |          |          |          |          |          |          |          |          |            |
| 10/01              | Falcons       |     |          |          |          |            |            |               |          |          |          |          |          |          |          |          |          |          |          |          |          |          |          |          |          | W        | 23-7     |          |          |          |          |          |          |          |          |          |          |          |          |          |          |            |
| 10/08              | at Bills      |     |          |          |          |            |            |               |          |          |          |          |          |          |          |          |          |          |          |          |          |          |          |          |          | W        | 25-20    |          |          |          |          |          |          |          |          |          |          |          |          |          |          |            |
| 10/15              | Colts         |     |          |          |          |            |            |               |          |          |          |          |          |          |          |          |          |          |          |          |          |          |          |          |          | W        | 37-20    |          |          |          |          |          |          |          |          |          |          |          |          |          |          |            |
| 10/19              | at Saints     |     |          |          |          |            |            |               |          |          |          |          |          |          |          |          |          |          |          |          |          |          |          |          |          | W        | 31-24    |          |          |          |          |          |          |          |          |          |          |          |          |          |          |            |
| 10/29              | at Steelers   |     |          |          |          |            |            |               |          |          |          |          |          |          |          |          |          |          |          |          |          |          |          |          |          | W        | 20-10    |          |          |          |          |          |          |          |          |          |          |          |          |          |          |            |
| 11/12              | 49ers         |     |          |          |          |            |            |               |          |          |          |          |          |          |          |          |          |          |          |          |          |          |          |          |          | L        | 3-34     |          |          |          |          |          |          |          |          |          |          |          |          |          |          |            |
| 11/19              | Titans        |     |          |          |          |            |            |               |          |          |          |          |          |          |          |          |          |          |          |          |          |          |          |          |          | W        | 34-14    |          |          |          |          |          |          |          |          |          |          |          |          |          |          |            |
| 11/26              | at Texans     |     |          |          |          |            |            |               |          |          |          |          |          |          |          |          |          |          |          |          |          |          |          |          |          | W        | 24-21    |          |          |          |          |          |          |          |          |          |          |          |          |          |          |            |
| 12/04              | Bengals       |     |          |          |          |            |            |               |          |          |          |          |          |          |          |          |          |          |          |          |          |          |          |          |          | L        | 31-34+   |          |          |          |          |          |          |          |          |          |          |          |          |          |          |            |
| 12/10              | at Browns     |     |          |          |          |            |            |               |          |          |          |          |          |          |          |          |          |          |          |          |          |          |          |          |          | L        | 27-31    |          |          |          |          |          |          |          |          |          |          |          |          |          |          |            |
| 12/17              | Ravens        |     |          |          |          |            |            |               |          |          |          |          |          |          |          |          |          |          |          |          |          |          |          |          |          | L        | 7-23     |          |          |          |          |          |          |          |          |          |          |          |          |          |          |            |
| 12/24              | at Buccaneers |     |          |          |          |            |            |               |          |          |          |          |          |          |          |          |          |          |          |          |          |          |          |          |          | L        | 12-30    |          |          |          |          |          |          |          |          |          |          |          |          |          |          |            |
| 12/31              | Panthers      |     |          |          |          |            |            |               |          |          |          |          |          |          |          |          |          |          |          |          |          |          |          |          |          | W        | 26-0     |          |          |          |          |          |          |          |          |          |          |          |          |          |          |            |
| 01/07              | at Titans     |     |          |          |          |            |            |               |          |          |          |          |          |          |          |          |          |          |          |          |          |          |          |          |          | L        | 20-28    |          |          |          |          |          |          |          |          |          |          |          |          |          |          |            |
| <b>2023 TOTALS</b> |               |     | <b>0</b> | <b>0</b> | <b>0</b> | <b>0.0</b> | <b>0.0</b> | <b>0</b>      | <b>0</b> | <b>0</b> | <b>0</b> | <b>0</b> | <b>0</b> | <b>0</b> | <b>0</b> | <b>0</b> | <b>0</b> | <b>0</b> | <b>0</b> | <b>0</b> | <b>0</b> | <b>0</b> | <b>0</b> | <b>0</b> | <b>0</b> | <b>0</b> | <b>0</b> | <b>0</b> | <b>0</b> | <b>0</b> | <b>0</b> | <b>0</b> | <b>0</b> | <b>0</b> | <b>0</b> | <b>0</b> | <b>0</b> | <b>0</b> | <b>0</b> | <b>0</b> | <b>0</b> | <b>9-8</b> |

+ - Overtime







# MITCH MORSE | 65

**POSITION:** OFFENSIVE LINEMAN  
**HT:** 6-6 | **WT:** 305 | **DOB:** 4-21-1992  
**COLLEGE:** MISSOURI  
**HOMETOWN:** AUSTIN, TX  
**ACQ:** FA-24  
**EXP:** 10th YEAR

 @mithenmor60  
 @mmorse61



## KEY TRANSACTIONS

- Originally drafted by New England in the second round (49th overall) in the 2015 draft
- Signed with Buffalo on 3/13/19
- Signed with Jacksonville on 3/13/24

## PRO

- Pro Bowl (2022)
- PFWA All-Rookie Team (2015)

### 2024 (Jaguars)

- **10/6 vs. IND:** Started at center and played all 58 offensive snaps
- **9/29 at HOU:** Started at center and played all 58 offensive snaps
- **9/23 at BUF:** Started at center and played all 71 offensive snaps
- **9/15 vs. CLE:** Started at center and played all 60 offensive snaps
- **9/8 at MIA:** Started at center and played all 53 offensive snaps

### 2023 (Bills)

- Nominated by the Bills for the 2023 Art Rooney Sportsmanship Award
- Earned the "Kent Hull Stand Up Guy" award by the Buffalo PFWA for his positive dealings with the media
- Started in all 17 games and both playoff contests

### 2022 (Bills)

- Was named a captain for the 2022 season
- Selected to his first career Pro Bowl
- Started in all 13 games he appeared in and both playoff contests

### 2021 (Bills)

- Started in all 17 games and both playoff contests for the Bills

### 2020 (Bills)

- Started in the 14 games he appeared in and one playoff game, missed some time due to a concussion

### 2019 (Bills)

- Started in all 16 regular season games and one playoff game and both playoff games

### 2018 (Chiefs)

- Started in all 11 games he appeared in, missed some time due to a concussion

### 2017 (Chiefs)

- Started in all seven games he appeared in and one playoff game, missed some time due to a foot injury

### 2016 (Chiefs)

- Started in all 16 games he appeared in

### 2015 (Chiefs)

- Named to the 2015 PFWA All-Rookie Team after starting at center
- Started in all 15 games he appeared in

## COLLEGE

- Played four seasons at Missouri (2011-14)
- Received SEC Academic Honor Roll honors for three consecutive seasons (2012-14)



- Was named 2011 Academic All-Big 12 first team

## PERSONAL

- Earned a degree in hospitality management with an emphasis in food and beverage at Missouri
- Competed in football, basketball, and track at St. Michael's Catholic Academy
- He and his wife, Caitlin, have a daughter Kennedy, and a son, Deacon

### MITCH MORSE'S NFL REGULAR SEASON STATISTICS

| DATE              | TEAM    | GP         | GS         |
|-------------------|---------|------------|------------|
| 2015              | Chiefs  | 15         | 15         |
| 2016              | Chiefs  | 16         | 16         |
| 2017              | Chiefs  | 7          | 7          |
| 2018              | Chiefs  | 11         | 11         |
| 2019              | Bills   | 16         | 16         |
| 2020              | Bills   | 14         | 14         |
| 2021              | Bills   | 17         | 17         |
| 2022              | Bills   | 13         | 13         |
| 2023              | Bills   | 17         | 17         |
| 2024              | Jaguars | 6          | 6          |
| <b>NFL TOTALS</b> |         | <b>132</b> | <b>132</b> |

### MITCH MORSE'S NFL POSTSEASON STATISTICS

| DATE              | TEAM   | GP        | GS        |
|-------------------|--------|-----------|-----------|
| 2015              | Chiefs | 0         | 0         |
| 2016              | Chiefs | 1         | 1         |
| 2017              | Chiefs | 0         | 0         |
| 2018              | Chiefs | 2         | 2         |
| 2019              | Bills  | 1         | 1         |
| 2020              | Bills  | 3         | 3         |
| 2021              | Bills  | 2         | 2         |
| 2022              | Bills  | 2         | 2         |
| 2023              | Bills  | 2         | 2         |
| <b>NFL TOTALS</b> |        | <b>13</b> | <b>13</b> |

### 2024 GAME-BY-GAME REGULAR-SEASON STATISTICS (JAGUARS)

| DATE               | OPPONENT    | P/S        | W/L        | SCORE |
|--------------------|-------------|------------|------------|-------|
| 09/08              | at Dolphins | S          | L          | 17-20 |
| 09/15              | Browns      | S          | L          | 13-18 |
| 09/23              | at Bills    | S          | L          | 10-47 |
| 09/29              | at Texans   | S          | L          | 20-24 |
| 10/06              | Colts       | S          | W          | 37-34 |
| 10/13              | at Bears    | S          | L          | 16-35 |
| <b>2024 TOTALS</b> |             | <b>6-6</b> | <b>1-5</b> |       |

### 2023 GAME-BY-GAME REGULAR-SEASON STATISTICS (BILLS)

| DATE               | OPPONENT      | P/S          | W/L         | SCORE  |
|--------------------|---------------|--------------|-------------|--------|
| 09/11              | at Jets       | S            | L           | 16-22+ |
| 09/17              | Raiders       | S            | W           | 38-10  |
| 09/24              | at Commanders | S            | W           | 37-3   |
| 10/01              | Dolphins      | S            | W           | 48-20  |
| 10/08              | Jaguars       | S            | L           | 20-25  |
| 10/15              | Giants        | S            | W           | 14-9   |
| 10/22              | at Patriots   | S            | L           | 25-29  |
| 10/26              | Buccaneers    | S            | W           | 24-18  |
| 11/05              | at Bengals    | S            | L           | 18-24  |
| 11/13              | Broncos       | S            | L           | 22-24  |
| 11/19              | Jets          | S            | W           | 32-6   |
| 11/26              | at Eagles     | S            | L           | 34-37+ |
| 12/10              | at Chiefs     | S            | W           | 20-17  |
| 12/17              | Cowboys       | S            | W           | 31-10  |
| 12/23              | at Chargers   | S            | W           | 24-22  |
| 12/31              | Patriots      | S            | W           | 27-21  |
| 01/07              | at Dolphins   | S            | W           | 21-14  |
| <b>2023 TOTALS</b> |               | <b>17-17</b> | <b>11-6</b> |        |

+ - Overtime



2023 GAME-BY-GAME POSTSEASON STATISTICS (BILLS)

| DATE               | OPPONENT | P/S        | W/L        | SCORE |
|--------------------|----------|------------|------------|-------|
| 01/15              | Steelers | S          | W          | 31-17 |
| 01/21              | Chiefs   | S          | L          | 24-27 |
| <b>2023 TOTALS</b> |          | <b>2-2</b> | <b>1-1</b> |       |





# CHAD MUMA | 48

**POSITION:** LINEBACKER  
**HT:** 6-3 | **WT:** 239 | **DOB:** 8-18-1999  
**COLLEGE:** WYOMING  
**HOMETOWN:** LONE TREE, COLO.  
**ACQ:** D3-'22  
**EXP:** 3rd YEAR

@chad\_muma  
 @chad\_muma

## KEY TRANSACTIONS

- Originally drafted by Jacksonville in the third round (70th overall) in the 2022 draft

## PRO

### 2024 (Jaguars)

- 10/6 vs. IND:** Recorded five tackles (three solo)
- 9/29 at HOU:** Started at linebacker and recorded eight tackles (three solo)
- 9/23 at BUF:** Recorded seven tackles (two solo)
- 9/15 vs. CLE:** Recorded one tackle on special teams
- 9/8 at MIA:** Saw action at linebacker and posted two tackles

### 2023 (Jaguars)

- Played in 17 games (two starts) and recorded 12 tackles (five solo) and two passes defended... Added three solo tackles on special teams
- 11/12 vs. S.F.:** Recorded two tackles on special teams
- 10/8 at BUF:** Started at linebacker and recorded three solo tackles... Posted one tackle on special teams
- 10/1 vs. ATL:** Started at linebacker and posted a season-high seven tackles (three solo) and two passes defended

### 2022 (Jaguars)

- Saw action in 16 regular season games with two and both postseason games... In the regular season, he posted 37 tackles (22 solo), three tackles for loss, three quarterback hits, 1.5 sacks and one pass defended... On special teams, he posted nine tackles (five solo)... In the postseason he posted three solo tackles
- 1/7 vs. TEN:** Saw action at linebacker and on special teams and posted seven tackles (five solo), including one tackle for loss
- 12/4 at DET:** Started at linebacker and posted 11 tackles (seven solo) and 1.5 sack
- 11/27 vs. BAL:** Made his first career start at linebacker and played all 72 defensive snaps and 9 special teams snaps... Muma recorded a career-high in tackles (9) and solo tackles (4)

## COLLEGE

- Named 2021 Second-Team All-American by both the Walter Camp Football Foundation and Pro Football Focus (PFF)
- 2021 Third-Team All-America selection by Associated Press
- One of only six national finalists for this year's Butkus Award, honoring the nation's best linebacker, and he was one of 18 national semifinalists for the Chuck Bednarik Award, recognizing the nation's outstanding defensive player
- Ranked No. 3 in the nation in solo tackles (6.5 per game) and ranked No. 4 in the nation in total tackles (10.9 per game) for the 2021 season
- Tied for No. 2 in the nation in interceptions returned for touchdowns, with two "Pick Sixes" on the year
- Credited with 142 tackles for the 2021 season, which ranks as the fourth best single-season total in school history
- Tallied 267 career total tackles
- Elected a team captain as both a junior and senior at Wyoming

## PERSONAL

- He and his wife Alyssa were married in the summer of 2024
- Nearing completion of his bachelor's degree in mechanical engineering
- Named to the National Football Foundation Hampshire Honor Society in 2022
- Earned Academic All-Mountain West Conference honors four consecutive years
- The son of former Wyoming Cowboy Ty Muma, who lettered for the Cowboys in 1990 and '91

## CHAD MUMA'S NFL REGULAR SEASON DEFENSIVE STATISTICS

| DATE              | TEAM    | GP        | GS       | TACKLES   |           |           |          |          |            |            | INTERCEPTIONS |          |          |          |          | O. FUMB  |          |          |          | ST       |           |          |          | MISC     |          |          |          |
|-------------------|---------|-----------|----------|-----------|-----------|-----------|----------|----------|------------|------------|---------------|----------|----------|----------|----------|----------|----------|----------|----------|----------|-----------|----------|----------|----------|----------|----------|----------|
|                   |         |           |          | TK        | S         | A         | TFL      | YDS      | SK         | YDS        | QBH           | NO       | YDS      | LG       | TD       | PD       | FF       | FR       | TD       | YDS      | TK        | S        | A        | FF       | FR       | S        | A        |
| 2022              | Jaguars | 16        | 2        | 37        | 22        | 15        | 3        | 4        | 1.5        | 2.0        | 3             | 0        | 0        | 0        | 0        | 1        | 0        | 0        | 0        | 0        | 9         | 5        | 4        | 0        | 0        | 0        | 0        |
| 2023              | Jaguars | 17        | 2        | 12        | 5         | 7         | 0        | 0        | 0.0        | 0.0        | 0             | 0        | 0        | 0        | 2        | 0        | 0        | 0        | 0        | 0        | 3         | 3        | 0        | 0        | 0        | 0        | 0        |
| 2024              | Jaguars | 6         | 1        | 26        | 10        | 16        | 0        | 0        | 0.0        | 0.0        | 0             | 0        | 0        | 0        | 0        | 0        | 0        | 0        | 0        | 0        | 1         | 0        | 1        | 0        | 0        | 0        | 0        |
| <b>NFL TOTALS</b> |         | <b>39</b> | <b>5</b> | <b>75</b> | <b>37</b> | <b>38</b> | <b>3</b> | <b>4</b> | <b>1.5</b> | <b>2.0</b> | <b>3</b>      | <b>0</b> | <b>0</b> | <b>0</b> | <b>0</b> | <b>3</b> | <b>0</b> | <b>0</b> | <b>0</b> | <b>0</b> | <b>13</b> | <b>8</b> | <b>5</b> | <b>0</b> | <b>0</b> | <b>0</b> | <b>0</b> |



**CHAD MUMA'S NFL POSTSEASON DEFENSIVE STATISTICS**

| DATE              | TEAM    | GP       | TACKLES  |          |          |          |          |          |            | INTERCEPTIONS |          |          |          |          |          | O. FUMB  |          |          |          | ST       |          |          |          | MISC     |          |          |   |
|-------------------|---------|----------|----------|----------|----------|----------|----------|----------|------------|---------------|----------|----------|----------|----------|----------|----------|----------|----------|----------|----------|----------|----------|----------|----------|----------|----------|---|
|                   |         |          | GS       | TK       | S        | A        | TFL      | YDS      | SK         | YDS           | QBH      | NO       | YDS      | LG       | TD       | PD       | FF       | FR       | TD       | YDS      | TK       | S        | A        | FF       | FR       | S        | A |
| 2022              | Jaguars | 2        | 0        | 3        | 3        | 0        | 0        | 0        | 0.0        | 0.0           | 0        | 0        | 0        | 0        | 0        | 0        | 0        | 0        | 0        | 0        | 0        | 0        | 0        | 0        | 0        | 0        | 0 |
| <b>NFL TOTALS</b> |         | <b>2</b> | <b>0</b> | <b>3</b> | <b>3</b> | <b>0</b> | <b>0</b> | <b>0</b> | <b>0.0</b> | <b>0.0</b>    | <b>0</b> | <b>0</b> | <b>0</b> | <b>0</b> | <b>0</b> | <b>0</b> | <b>0</b> | <b>0</b> | <b>0</b> | <b>0</b> | <b>0</b> | <b>0</b> | <b>0</b> | <b>0</b> | <b>0</b> | <b>0</b> |   |

**SINGLE-GAME HIGHS: DEFENSIVE**

|                      |   |                              |  |
|----------------------|---|------------------------------|--|
| <b>Total Tackles</b> | 11 at Detroit Lions, Dec 04, 2022<br>9 vs. Baltimore Ravens, Nov 27, 2022 | <b>Passes Defensed</b>       | 2 vs. Atlanta Falcons, Oct 01, 2023<br>1 vs. Las Vegas Raiders, Nov 06, 2022                         |
| <b>Solo Tackles</b>  | 7 at Detroit Lions, Dec 04, 2022<br>5 vs. Tennessee Titans, Jan 07, 2023  | <b>Tackles For Loss</b>      | 2 at Detroit Lions, Dec 04, 2022   |
| <b>Sacks</b>         | 1.5 at Detroit Lions, Dec 04, 2022  | <b>Special Teams Tackles</b> | 3 vs. Indianapolis Colts, Sep 18, 2022<br>2 vs. San Francisco 49ers, Nov 12, 2023<br>...1 more at 2. |

**SINGLE-GAME HIGHS - POSTSEASON: DEFENSIVE**

|                      |  |                     |  |
|----------------------|--|---------------------|--|
| <b>Total Tackles</b> | 3 vs. Los Angeles Chargers, Jan 14, 2023 | <b>Solo Tackles</b> | 3 vs. Los Angeles Chargers, Jan 14, 2023 |
|----------------------|--|---------------------|--|

**2024 GAME-BY-GAME REGULAR-SEASON STATISTICS (JAGUARS)**

| DATE               | OPPONENT    | P/S        | TACKLES   |           |           |            |            |          |          | INTERCEPTIONS |          |          |          |          |          | O. FUMB  |          |          |          | ST       |          |          |          | MISC     |          | W/L      | SCORE      |       |
|--------------------|-------------|------------|-----------|-----------|-----------|------------|------------|----------|----------|---------------|----------|----------|----------|----------|----------|----------|----------|----------|----------|----------|----------|----------|----------|----------|----------|----------|------------|-------|
|                    |             |            | TK        | S         | A         | SK         | YDS        | TFL      | YDS      | QBH           | NO       | YDS      | LG       | TD       | PD       | FF       | FR       | TD       | YDS      | TK       | S        | A        | FF       | FR       | S        |          |            | A     |
| 09/08              | at Dolphins | P          | 2         | 0         | 2         | 0.0        | 0.0        | 0        | 0        | 0             | 0        | 0        | 0        | 0        | 0        | 0        | 0        | 0        | 0        | 0        | 0        | 0        | 0        | 0        | 0        | 0        | L          | 17-20 |
| 09/15              | Browns      | P          | 0         | 0         | 0         | 0.0        | 0.0        | 0        | 0        | 0             | 0        | 0        | 0        | 0        | 0        | 0        | 0        | 0        | 0        | 0        | 1        | 0        | 1        | 0        | 0        | 0        | L          | 13-18 |
| 09/23              | at Bills    | P          | 7         | 2         | 5         | 0.0        | 0.0        | 0        | 0        | 0             | 0        | 0        | 0        | 0        | 0        | 0        | 0        | 0        | 0        | 0        | 0        | 0        | 0        | 0        | 0        | L        | 10-47      |       |
| 09/29              | at Texans   | S          | 8         | 3         | 5         | 0.0        | 0.0        | 0        | 0        | 0             | 0        | 0        | 0        | 0        | 0        | 0        | 0        | 0        | 0        | 0        | 0        | 0        | 0        | 0        | 0        | L        | 20-24      |       |
| 10/06              | Colts       | P          | 5         | 3         | 2         | 0.0        | 0.0        | 0        | 0        | 0             | 0        | 0        | 0        | 0        | 0        | 0        | 0        | 0        | 0        | 0        | 0        | 0        | 0        | 0        | 0        | W        | 37-34      |       |
| 10/13              | at Bears    | P          | 4         | 2         | 2         | 0.0        | 0.0        | 0        | 0        | 0             | 0        | 0        | 0        | 0        | 0        | 0        | 0        | 0        | 0        | 0        | 0        | 0        | 0        | 0        | 0        | L        | 16-35      |       |
| <b>2024 TOTALS</b> |             | <b>6-1</b> | <b>26</b> | <b>10</b> | <b>16</b> | <b>0.0</b> | <b>0.0</b> | <b>0</b> | <b>0</b> | <b>0</b>      | <b>0</b> | <b>0</b> | <b>0</b> | <b>0</b> | <b>0</b> | <b>0</b> | <b>0</b> | <b>0</b> | <b>0</b> | <b>1</b> | <b>0</b> | <b>1</b> | <b>0</b> | <b>0</b> | <b>0</b> | <b>0</b> | <b>1-5</b> |       |

**2023 GAME-BY-GAME REGULAR-SEASON STATISTICS (JAGUARS)**

| DATE               | OPPONENT      | P/S         | TACKLES   |          |          |            |            |          |          | INTERCEPTIONS |          |          |          |          |          | O. FUMB  |          |          |          | ST       |          |          |          | MISC     |          | W/L      | SCORE      |       |
|--------------------|---------------|-------------|-----------|----------|----------|------------|------------|----------|----------|---------------|----------|----------|----------|----------|----------|----------|----------|----------|----------|----------|----------|----------|----------|----------|----------|----------|------------|-------|
|                    |               |             | TK        | S        | A        | SK         | YDS        | TFL      | YDS      | QBH           | NO       | YDS      | LG       | TD       | PD       | FF       | FR       | TD       | YDS      | TK       | S        | A        | FF       | FR       | S        |          |            | A     |
| 09/10              | at Colts      | P           | 0         | 0        | 0        | 0.0        | 0.0        | 0        | 0        | 0             | 0        | 0        | 0        | 0        | 0        | 0        | 0        | 0        | 0        | 0        | 0        | 0        | 0        | 0        | 0        | 0        | W          | 31-21 |
| 09/17              | Chiefs        | P           | 0         | 0        | 0        | 0.0        | 0.0        | 0        | 0        | 0             | 0        | 0        | 0        | 0        | 0        | 0        | 0        | 0        | 0        | 0        | 0        | 0        | 0        | 0        | 0        | 0        | L          | 9-17  |
| 09/24              | Texans        | P           | 2         | 0        | 2        | 0.0        | 0.0        | 0        | 0        | 0             | 0        | 0        | 0        | 0        | 0        | 0        | 0        | 0        | 0        | 0        | 0        | 0        | 0        | 0        | 0        | L        | 17-37      |       |
| 10/01              | Falcons       | S           | 7         | 3        | 4        | 0.0        | 0.0        | 0        | 0        | 0             | 0        | 0        | 0        | 0        | 2        | 0        | 0        | 0        | 0        | 0        | 0        | 0        | 0        | 0        | 0        | W        | 23-7       |       |
| 10/08              | at Bills      | S           | 3         | 2        | 1        | 0.0        | 0.0        | 0        | 0        | 0             | 0        | 0        | 0        | 0        | 0        | 0        | 0        | 0        | 0        | 1        | 1        | 0        | 0        | 0        | 0        | W        | 25-20      |       |
| 10/15              | Colts         | P           | 0         | 0        | 0        | 0.0        | 0.0        | 0        | 0        | 0             | 0        | 0        | 0        | 0        | 0        | 0        | 0        | 0        | 0        | 0        | 0        | 0        | 0        | 0        | 0        | W        | 37-20      |       |
| 10/19              | at Saints     | P           | 0         | 0        | 0        | 0.0        | 0.0        | 0        | 0        | 0             | 0        | 0        | 0        | 0        | 0        | 0        | 0        | 0        | 0        | 0        | 0        | 0        | 0        | 0        | 0        | W        | 31-24      |       |
| 10/29              | at Steelers   | P           | 0         | 0        | 0        | 0.0        | 0.0        | 0        | 0        | 0             | 0        | 0        | 0        | 0        | 0        | 0        | 0        | 0        | 0        | 0        | 0        | 0        | 0        | 0        | 0        | W        | 20-10      |       |
| 11/12              | 49ers         | P           | 0         | 0        | 0        | 0.0        | 0.0        | 0        | 0        | 0             | 0        | 0        | 0        | 0        | 0        | 0        | 0        | 0        | 0        | 2        | 2        | 0        | 0        | 0        | 0        | L        | 3-34       |       |
| 11/19              | Titans        | P           | 0         | 0        | 0        | 0.0        | 0.0        | 0        | 0        | 0             | 0        | 0        | 0        | 0        | 0        | 0        | 0        | 0        | 0        | 0        | 0        | 0        | 0        | 0        | 0        | W        | 34-14      |       |
| 11/26              | at Texans     | P           | 0         | 0        | 0        | 0.0        | 0.0        | 0        | 0        | 0             | 0        | 0        | 0        | 0        | 0        | 0        | 0        | 0        | 0        | 0        | 0        | 0        | 0        | 0        | 0        | W        | 24-21      |       |
| 12/04              | Bengals       | P           | 0         | 0        | 0        | 0.0        | 0.0        | 0        | 0        | 0             | 0        | 0        | 0        | 0        | 0        | 0        | 0        | 0        | 0        | 0        | 0        | 0        | 0        | 0        | 0        | L        | 31-34+     |       |
| 12/10              | at Browns     | P           | 0         | 0        | 0        | 0.0        | 0.0        | 0        | 0        | 0             | 0        | 0        | 0        | 0        | 0        | 0        | 0        | 0        | 0        | 0        | 0        | 0        | 0        | 0        | 0        | L        | 27-31      |       |
| 12/17              | Ravens        | P           | 0         | 0        | 0        | 0.0        | 0.0        | 0        | 0        | 0             | 0        | 0        | 0        | 0        | 0        | 0        | 0        | 0        | 0        | 0        | 0        | 0        | 0        | 0        | 0        | L        | 7-23       |       |
| 12/24              | at Buccaneers | P           | 0         | 0        | 0        | 0.0        | 0.0        | 0        | 0        | 0             | 0        | 0        | 0        | 0        | 0        | 0        | 0        | 0        | 0        | 0        | 0        | 0        | 0        | 0        | 0        | L        | 12-30      |       |
| 12/31              | Panthers      | P           | 0         | 0        | 0        | 0.0        | 0.0        | 0        | 0        | 0             | 0        | 0        | 0        | 0        | 0        | 0        | 0        | 0        | 0        | 0        | 0        | 0        | 0        | 0        | 0        | W        | 26-0       |       |
| 01/07              | at Titans     | P           | 0         | 0        | 0        | 0.0        | 0.0        | 0        | 0        | 0             | 0        | 0        | 0        | 0        | 0        | 0        | 0        | 0        | 0        | 0        | 0        | 0        | 0        | 0        | 0        | L        | 20-28      |       |
| <b>2023 TOTALS</b> |               | <b>17-2</b> | <b>12</b> | <b>5</b> | <b>7</b> | <b>0.0</b> | <b>0.0</b> | <b>0</b> | <b>0</b> | <b>0</b>      | <b>0</b> | <b>0</b> | <b>0</b> | <b>0</b> | <b>2</b> | <b>0</b> | <b>0</b> | <b>0</b> | <b>0</b> | <b>3</b> | <b>3</b> | <b>0</b> | <b>0</b> | <b>0</b> | <b>0</b> | <b>0</b> | <b>9-8</b> |       |

+ - Overtime





# EZEZI OTOMEWO | 90

**POSITION:** DEFENSIVE TACKLE  
**HT:** 6-5 | **WT:** 282 | **DOB:** 3-9-1999  
**COLLEGE:** MINNESOTA  
**HOMETOWN:** INDIANAPOLIS, IND.  
**ACQ:** FA'-23  
**EXP:** 3rd YEAR

@EzeziOtomewo  
 @esezi

## KEY TRANSACTIONS

- Originally drafted by Minnesota in the fifth round (165th overall) of the 2022 draft
- Signed to Jacksonville's practice squad on 8/31/23

## PRO

### 2024 (Jaguars)

- 10/6 vs. IND:** Started at defensive tackle and registered one quarterback hit
- 9/29 at HOU:** Saw action at defensive end and on special teams
- 9/23 at BUF:** Inactive
- 9/15 vs. CLE:** Saw action at defensive tackle and recorded two tackles
- 9/8 at MIA:** Inactive

### 2023 (Jaguars)

- Spent the season on the practice squad

### 2022 (Vikings)

- Appeared in five games and recorded five tackles

## COLLEGE

- Played three seasons at the University of Minnesota (2018-21)
- Started all 13 games in 2021, tallying 30 tackles, 4.5 tackles for loss, 3.0 sacks and one safety
- Played in seven games in 2020, totaling 15 tackles and one sack at Illinois
- Appeared in all 13 games in 2019, making 22 tackles, 5.0 tackles for loss and 2.5 sacks

## PERSONAL

- Attended Red Lion Christian High School in Bear, Del.
- Played high school football with Bengals RB Chris Evans
- Has three sisters, one full and two half sisters
- Business and marketing major

### EZEZI OTOMEWO'S NFL REGULAR SEASON DEFENSIVE STATISTICS

| DATE              | TEAM    | GP       | TACKLES  |          |          |          |          |          |            | INTERCEPTIONS |          |          |          |          |          |          | O. FUMB  |          |          |          | ST       |          |          |          | MISC     |          |   |
|-------------------|---------|----------|----------|----------|----------|----------|----------|----------|------------|---------------|----------|----------|----------|----------|----------|----------|----------|----------|----------|----------|----------|----------|----------|----------|----------|----------|---|
|                   |         |          | GS       | TK       | S        | A        | TFL      | YDS      | SK         | YDS           | QBH      | NO       | YDS      | LG       | TD       | PD       | FF       | FR       | TD       | YDS      | TK       | S        | A        | FF       | FR       | S        | A |
| 2022              | Vikings | 5        | 0        | 5        | 3        | 2        | 1        | 1        | 0.0        | 0.0           | 0        | 0        | 0        | 0        | 0        | 0        | 0        | 0        | 0        | 0        | 0        | 0        | 0        | 0        | 0        | 0        | 0 |
| 2023              | Jaguars | 0        | 0        | 0        | 0        | 0        | 0        | 0        | 0.0        | 0.0           | 0        | 0        | 0        | 0        | 0        | 0        | 0        | 0        | 0        | 0        | 0        | 0        | 0        | 0        | 0        | 0        |   |
| 2024              | Jaguars | 4        | 2        | 4        | 0        | 4        | 0        | 0        | 0.5        | 2.0           | 2        | 0        | 0        | 0        | 0        | 0        | 0        | 0        | 0        | 0        | 0        | 0        | 0        | 0        | 1        | 0        |   |
| <b>NFL TOTALS</b> |         | <b>9</b> | <b>2</b> | <b>9</b> | <b>3</b> | <b>6</b> | <b>1</b> | <b>1</b> | <b>0.5</b> | <b>2.0</b>    | <b>2</b> | <b>0</b> | <b>0</b> | <b>0</b> | <b>0</b> | <b>0</b> | <b>0</b> | <b>0</b> | <b>0</b> | <b>0</b> | <b>0</b> | <b>0</b> | <b>0</b> | <b>0</b> | <b>1</b> | <b>0</b> |   |

### EZEZI OTOMEWO'S NFL POSTSEASON DEFENSIVE STATISTICS

| DATE              | TEAM    | GP       | TACKLES  |          |          |          |          |          |            | INTERCEPTIONS |          |          |          |          |          |          | O. FUMB  |          |          |          | ST       |          |          |          | MISC     |          |
|-------------------|---------|----------|----------|----------|----------|----------|----------|----------|------------|---------------|----------|----------|----------|----------|----------|----------|----------|----------|----------|----------|----------|----------|----------|----------|----------|----------|
|                   |         |          | GS       | TK       | S        | A        | TFL      | YDS      | SK         | YDS           | QBH      | NO       | YDS      | LG       | TD       | PD       | FF       | FR       | TD       | YDS      | TK       | S        | A        | FF       | FR       | S        |
| 2022              | Vikings | 0        | 0        | 0        | 0        | 0        | 0        | 0        | 0.0        | 0.0           | 0        | 0        | 0        | 0        | 0        | 0        | 0        | 0        | 0        | 0        | 0        | 0        | 0        | 0        | 0        | 0        |
| <b>NFL TOTALS</b> |         | <b>0</b> | <b>0</b> | <b>0</b> | <b>0</b> | <b>0</b> | <b>0</b> | <b>0</b> | <b>0.0</b> | <b>0.0</b>    | <b>0</b> | <b>0</b> | <b>0</b> | <b>0</b> | <b>0</b> | <b>0</b> | <b>0</b> | <b>0</b> | <b>0</b> | <b>0</b> | <b>0</b> | <b>0</b> | <b>0</b> | <b>0</b> | <b>0</b> | <b>0</b> |

### SINGLE-GAME HIGHS: DEFENSIVE

- Total Tackles** 2 at Chicago Bears, Oct 13, 2024  
 2 vs. Cleveland Browns, Sep 15, 2024
- Solo Tackles** 1 at Chicago Bears, Jan 08, 2023  
 1 vs. New York Giants, Dec 24, 2022  
 ...1 more at 1.
- Special Teams Fumble Recoveries** 1 at Chicago Bears, Oct 13, 2024



**2024 GAME-BY-GAME REGULAR-SEASON STATISTICS (JAGUARS)**

| DATE               | OPPONENT    | P/S        | TACKLES          |          |          |            |            |          |          | INTERCEPTIONS |          |          |          |          | O. FUMB  |          |          |          | ST       |          |          |          | MISC     |          | SCORE      |       |       |
|--------------------|-------------|------------|------------------|----------|----------|------------|------------|----------|----------|---------------|----------|----------|----------|----------|----------|----------|----------|----------|----------|----------|----------|----------|----------|----------|------------|-------|-------|
|                    |             |            | TK               | S        | A        | SK         | YDS        | TFL      | YDS      | QBH           | NO       | YDS      | LG       | TD       | PD       | FF       | FR       | TD       | YDS      | TK       | S        | A        | FF       | FR       |            | S     | A     |
| 09/08              | at Dolphins |            | ON INACTIVE LIST |          |          |            |            |          |          |               |          |          |          |          |          |          |          |          |          |          |          |          |          |          |            | L     | 17-20 |
| 09/15              | Browns      | P          | 2                | 0        | 2        | 0.0        | 0.0        | 0        | 0        | 0             | 0        | 0        | 0        | 0        | 0        | 0        | 0        | 0        | 0        | 0        | 0        | 0        | 0        | 0        | 0          | L     | 13-18 |
| 09/23              | at Bills    |            | ON INACTIVE LIST |          |          |            |            |          |          |               |          |          |          |          |          |          |          |          |          |          |          |          |          |          |            | L     | 10-47 |
| 09/29              | at Texans   | P          | 0                | 0        | 0        | 0.0        | 0.0        | 0        | 0        | 0             | 0        | 0        | 0        | 0        | 0        | 0        | 0        | 0        | 0        | 0        | 0        | 0        | 0        | 0        | L          | 20-24 |       |
| 10/06              | Colts       | S          | 0                | 0        | 0        | 0.0        | 0.0        | 0        | 0        | 1             | 0        | 0        | 0        | 0        | 0        | 0        | 0        | 0        | 0        | 0        | 0        | 0        | 0        | 0        | W          | 37-34 |       |
| 10/13              | at Bears    | S          | 2                | 0        | 2        | 0.5        | 2.0        | 0        | 0        | 1             | 0        | 0        | 0        | 0        | 0        | 0        | 0        | 0        | 0        | 0        | 0        | 0        | 1        | 0        | L          | 16-35 |       |
| <b>2024 TOTALS</b> |             | <b>4-2</b> | <b>4</b>         | <b>0</b> | <b>4</b> | <b>0.5</b> | <b>2.0</b> | <b>0</b> | <b>0</b> | <b>2</b>      | <b>0</b> | <b>0</b> | <b>0</b> | <b>0</b> | <b>0</b> | <b>0</b> | <b>0</b> | <b>0</b> | <b>0</b> | <b>0</b> | <b>0</b> | <b>0</b> | <b>1</b> | <b>0</b> | <b>1-5</b> |       |       |

**2023 GAME-BY-GAME REGULAR-SEASON STATISTICS (JAGUARS)**

| DATE               | OPPONENT      | P/S | TACKLES        |          |          |            |            |          |          | INTERCEPTIONS |          |          |          |          | O. FUMB  |          |          |          | ST       |          |          |          | MISC     |          | SCORE    |            |        |
|--------------------|---------------|-----|----------------|----------|----------|------------|------------|----------|----------|---------------|----------|----------|----------|----------|----------|----------|----------|----------|----------|----------|----------|----------|----------|----------|----------|------------|--------|
|                    |               |     | TK             | S        | A        | SK         | YDS        | TFL      | YDS      | QBH           | NO       | YDS      | LG       | TD       | PD       | FF       | FR       | TD       | YDS      | TK       | S        | A        | FF       | FR       |          | S          | A      |
| 09/10              | at Colts      |     | PRACTICE SQUAD |          |          |            |            |          |          |               |          |          |          |          |          |          |          |          |          |          |          |          |          |          |          | W          | 31-21  |
| 09/17              | Chiefs        |     | PRACTICE SQUAD |          |          |            |            |          |          |               |          |          |          |          |          |          |          |          |          |          |          |          |          |          |          | L          | 9-17   |
| 09/24              | Texans        |     | PRACTICE SQUAD |          |          |            |            |          |          |               |          |          |          |          |          |          |          |          |          |          |          |          |          |          |          | L          | 17-37  |
| 10/01              | Falcons       |     | PRACTICE SQUAD |          |          |            |            |          |          |               |          |          |          |          |          |          |          |          |          |          |          |          |          |          |          | W          | 23-7   |
| 10/08              | at Bills      |     | PRACTICE SQUAD |          |          |            |            |          |          |               |          |          |          |          |          |          |          |          |          |          |          |          |          |          |          | W          | 25-20  |
| 10/15              | Colts         |     | PRACTICE SQUAD |          |          |            |            |          |          |               |          |          |          |          |          |          |          |          |          |          |          |          |          |          |          | W          | 37-20  |
| 10/19              | at Saints     |     | PRACTICE SQUAD |          |          |            |            |          |          |               |          |          |          |          |          |          |          |          |          |          |          |          |          |          |          | W          | 31-24  |
| 10/29              | at Steelers   |     | PRACTICE SQUAD |          |          |            |            |          |          |               |          |          |          |          |          |          |          |          |          |          |          |          |          |          |          | W          | 20-10  |
| 11/12              | 49ers         |     | PRACTICE SQUAD |          |          |            |            |          |          |               |          |          |          |          |          |          |          |          |          |          |          |          |          |          |          | L          | 3-34   |
| 11/19              | Titans        |     | PRACTICE SQUAD |          |          |            |            |          |          |               |          |          |          |          |          |          |          |          |          |          |          |          |          |          |          | W          | 34-14  |
| 11/26              | at Texans     |     | PRACTICE SQUAD |          |          |            |            |          |          |               |          |          |          |          |          |          |          |          |          |          |          |          |          |          |          | W          | 24-21  |
| 12/04              | Bengals       |     | PRACTICE SQUAD |          |          |            |            |          |          |               |          |          |          |          |          |          |          |          |          |          |          |          |          |          |          | L          | 31-34+ |
| 12/10              | at Browns     |     | PRACTICE SQUAD |          |          |            |            |          |          |               |          |          |          |          |          |          |          |          |          |          |          |          |          |          |          | L          | 27-31  |
| 12/17              | Ravens        |     | PRACTICE SQUAD |          |          |            |            |          |          |               |          |          |          |          |          |          |          |          |          |          |          |          |          |          |          | L          | 7-23   |
| 12/24              | at Buccaneers |     | PRACTICE SQUAD |          |          |            |            |          |          |               |          |          |          |          |          |          |          |          |          |          |          |          |          |          |          | L          | 12-30  |
| 12/31              | Panthers      |     | PRACTICE SQUAD |          |          |            |            |          |          |               |          |          |          |          |          |          |          |          |          |          |          |          |          |          |          | W          | 26-0   |
| 01/07              | at Titans     |     | PRACTICE SQUAD |          |          |            |            |          |          |               |          |          |          |          |          |          |          |          |          |          |          |          |          |          |          | L          | 20-28  |
| <b>2023 TOTALS</b> |               |     | <b>0</b>       | <b>0</b> | <b>0</b> | <b>0.0</b> | <b>0.0</b> | <b>0</b> | <b>0</b> | <b>0</b>      | <b>0</b> | <b>0</b> | <b>0</b> | <b>0</b> | <b>0</b> | <b>0</b> | <b>0</b> | <b>0</b> | <b>0</b> | <b>0</b> | <b>0</b> | <b>0</b> | <b>0</b> | <b>0</b> | <b>0</b> | <b>9-8</b> |        |

+ - Overtime





# DE'ANTRE PRINCE | 24

**POSITION:** CORNERBACK  
**HT:** 6-0 | **WT:** 183 | **DOB:** 10-12-2000  
**COLLEGE:** MISSISSIPPI  
**HOMETOWN:** CHARLESTON, MISS.  
**ACQ:** D5-'24  
**EXP:** R

## KEY TRANSACTIONS

- Originally drafted by Jacksonville in the fifth round (153rd overall) in the 2024 draft

## PRO

### 2024 (Jaguars)

- 10/6 vs. IND:** Saw action on special teams
- 9/29 at HOU:** Saw action at cornerback
- 9/23 at BUF:** Saw action at cornerback
- 9/15 vs. CLE:** Saw action at cornerback in his NFL debut and recorded one tackle
- 9/8 at MIA:** Did not play

## COLLEGE

- Participated in the 2024 East-West Bowl
- Appeared in 51 games and recorded 146 tackles (101 solo), six interceptions, six tackles for loss and 1.0 sack for Mississippi

## PERSONAL

- Son of Jackie Prince and Brandon Brown
- Majored in Multi-disciplinary studies

### DE'ANTRE PRINCE'S NFL REGULAR SEASON DEFENSIVE STATISTICS

| DATE              | TEAM    | GP       | TACKLES  |          |          |          |          |          |            | INTERCEPTIONS |          |          |          |          |          |          | O. FUMB  |          |          |          | ST       |          |          |          | MISC     |          |          |   |
|-------------------|---------|----------|----------|----------|----------|----------|----------|----------|------------|---------------|----------|----------|----------|----------|----------|----------|----------|----------|----------|----------|----------|----------|----------|----------|----------|----------|----------|---|
|                   |         |          | GS       | TK       | S        | A        | TFL      | YDS      | SK         | YDS           | QBH      | NO       | YDS      | LG       | TD       | PD       | FF       | FR       | TD       | YDS      | TK       | S        | A        | FF       | FR       | S        | A        |   |
| 2024              | Jaguars | 5        | 0        | 1        | 0        | 1        | 0        | 0        | 0.0        | 0.0           | 0        | 0        | 0        | 0        | 0        | 0        | 0        | 0        | 0        | 0        | 0        | 0        | 0        | 0        | 0        | 0        | 0        | 0 |
| <b>NFL TOTALS</b> |         | <b>5</b> | <b>0</b> | <b>1</b> | <b>0</b> | <b>1</b> | <b>0</b> | <b>0</b> | <b>0.0</b> | <b>0.0</b>    | <b>0</b> | <b>0</b> | <b>0</b> | <b>0</b> | <b>0</b> | <b>0</b> | <b>0</b> | <b>0</b> | <b>0</b> | <b>0</b> | <b>0</b> | <b>0</b> | <b>0</b> | <b>0</b> | <b>0</b> | <b>0</b> | <b>0</b> |   |

### 2024 GAME-BY-GAME REGULAR-SEASON STATISTICS (JAGUARS)

| DATE               | OPPONENT    | P/S        | TACKLES                   |          |          |            |            |          |          | INTERCEPTIONS |          |          |          |          |          |          | O. FUMB  |          |          |          | ST       |          |          |          | W/L      | SCORE    |          |            |       |       |       |
|--------------------|-------------|------------|---------------------------|----------|----------|------------|------------|----------|----------|---------------|----------|----------|----------|----------|----------|----------|----------|----------|----------|----------|----------|----------|----------|----------|----------|----------|----------|------------|-------|-------|-------|
|                    |             |            | TK                        | S        | A        | SK         | YDS        | TFL      | YDS      | QBH           | NO       | YDS      | LG       | TD       | PD       | FF       | FR       | TD       | YDS      | TK       | S        | A        | FF       | FR       |          |          | S        | A          |       |       |       |
| 09/08              | at Dolphins |            | DID NOT PLAY (NON-INJURY) |          |          |            |            |          |          |               |          |          |          |          |          |          |          |          |          |          |          |          |          |          |          |          |          |            |       | L     | 17-20 |
| 09/15              | Browns      | P          | 1                         | 0        | 1        | 0.0        | 0.0        | 0        | 0        | 0             | 0        | 0        | 0        | 0        | 0        | 0        | 0        | 0        | 0        | 0        | 0        | 0        | 0        | 0        | 0        | 0        | 0        | 0          | L     | 13-18 |       |
| 09/23              | at Bills    | P          | 0                         | 0        | 0        | 0.0        | 0.0        | 0        | 0        | 0             | 0        | 0        | 0        | 0        | 0        | 0        | 0        | 0        | 0        | 0        | 0        | 0        | 0        | 0        | 0        | 0        | 0        | L          | 10-47 |       |       |
| 09/29              | at Texans   | P          | 0                         | 0        | 0        | 0.0        | 0.0        | 0        | 0        | 0             | 0        | 0        | 0        | 0        | 0        | 0        | 0        | 0        | 0        | 0        | 0        | 0        | 0        | 0        | 0        | 0        | L        | 20-24      |       |       |       |
| 10/06              | Colts       | P          | 0                         | 0        | 0        | 0.0        | 0.0        | 0        | 0        | 0             | 0        | 0        | 0        | 0        | 0        | 0        | 0        | 0        | 0        | 0        | 0        | 0        | 0        | 0        | 0        | 0        | W        | 37-34      |       |       |       |
| 10/13              | at Bears    | P          | 0                         | 0        | 0        | 0.0        | 0.0        | 0        | 0        | 0             | 0        | 0        | 0        | 0        | 0        | 0        | 0        | 0        | 0        | 0        | 0        | 0        | 0        | 0        | 0        | 0        | L        | 16-35      |       |       |       |
| <b>2024 TOTALS</b> |             | <b>5-0</b> | <b>1</b>                  | <b>0</b> | <b>1</b> | <b>0.0</b> | <b>0.0</b> | <b>0</b> | <b>0</b> | <b>0</b>      | <b>0</b> | <b>0</b> | <b>0</b> | <b>0</b> | <b>0</b> | <b>0</b> | <b>0</b> | <b>0</b> | <b>0</b> | <b>0</b> | <b>0</b> | <b>0</b> | <b>0</b> | <b>0</b> | <b>0</b> | <b>0</b> | <b>0</b> | <b>1-5</b> |       |       |       |

### DE'ANTRE PRINCE'S COLLEGE DEFENSIVE STATISTICS

| DATE          | TEAM     | GP        | TACKLES   |            |            |           |            |             |            | INTERCEPTIONS |          |          |           |           |          |           | O. FUMB  |          |          |          | ST       |          |          |          | MISC     |          |   |
|---------------|----------|-----------|-----------|------------|------------|-----------|------------|-------------|------------|---------------|----------|----------|-----------|-----------|----------|-----------|----------|----------|----------|----------|----------|----------|----------|----------|----------|----------|---|
|               |          |           | GS        | TK         | S          | A         | TFL        | YDS         | SK         | YDS           | QBH      | NO       | YDS       | LG        | TD       | PD        | FF       | FR       | TD       | YDS      | TK       | S        | A        | FF       | FR       | S        | A |
| 2019          | Ole Miss | 12        | 4         | 25         | 18         | 7         | 0.0        | 0.0         | 0.0        | 0.0           | 0        | 2        | 21        | 21        | 0        | 2         | 0        | 0        | 0        | 0        | 0        | 0        | 0        | 0        | 0        | 0        | 0 |
| 2021          | Ole Miss | 13        | 7         | 45         | 33         | 12        | 0.0        | 0.0         | 0.0        | 0.0           | 0        | 2        | 15        | 15        | 0        | 3         | 1        | 0        | 0        | 0        | 0        | 0        | 0        | 0        | 0        | 0        |   |
| 2022          | Ole Miss | 13        | 13        | 39         | 26         | 13        | 1.0        | 3.0         | 0.0        | 0.0           | 0        | 1        | 0         | 0         | 0        | 11        | 0        | 0        | 0        | 0        | 0        | 0        | 0        | 0        | 0        | 0        |   |
| 2023          | Ole Miss | 13        | 13        | 36         | 24         | 12        | 5.0        | 9.0         | 1.0        | 1.0           | 0        | 1        | 44        | 44        | 0        | 5         | 1        | 0        | 0        | 0        | 0        | 0        | 0        | 0        | 0        | 0        |   |
| <b>TOTALS</b> |          | <b>51</b> | <b>37</b> | <b>145</b> | <b>101</b> | <b>44</b> | <b>6.0</b> | <b>12.0</b> | <b>1.0</b> | <b>1.0</b>    | <b>0</b> | <b>6</b> | <b>80</b> | <b>44</b> | <b>0</b> | <b>21</b> | <b>2</b> | <b>0</b> | <b>0</b> | <b>0</b> | <b>0</b> | <b>0</b> | <b>0</b> | <b>0</b> | <b>0</b> | <b>0</b> |   |





**COLLEGE 2023 GAME-BY-GAME STATISTICS (OLE MISS)**

| DATE               | OPPONENT           | P/S | TACKLES      |           |           |           |            |            |            |            | INTERCEPTIONS |          |           |           |          | O. FUMB  |          |          |          | ST       |          |          |          | MISC     |          | SCORE    |             |       |
|--------------------|--------------------|-----|--------------|-----------|-----------|-----------|------------|------------|------------|------------|---------------|----------|-----------|-----------|----------|----------|----------|----------|----------|----------|----------|----------|----------|----------|----------|----------|-------------|-------|
|                    |                    |     | TK           | S         | A         | SK        | YDS        | TFL        | YDS        | QBH        | NO            | YDS      | LG        | TD        | PD       | FF       | FR       | TD       | YDS      | TK       | S        | A        | FF       | FR       | S        |          | A           | W/L   |
| 09/02              | Mercer             | S   | 2            | 2         | 0         | 0.0       | 0.0        | 0.0        | 0.0        | 0          | 0             | 0        | 0         | 0         | 0        | 0        | 0        | 0        | 0        | 0        | 0        | 0        | 0        | 0        | 0        | 0        | W           | 73-7  |
| 09/09              | at Tulane          | S   | 3            | 2         | 1         | 0.0       | 0.0        | 0.0        | 0.0        | 0          | 1             | 44       | 44        | 0         | 2        | 0        | 0        | 0        | 0        | 0        | 0        | 0        | 0        | 0        | 0        | 0        | W           | 37-20 |
| 09/16              | Georgia Tech       | S   | 4            | 1         | 3         | 0.0       | 0.0        | 1.0        | 2.0        | 0          | 0             | 0        | 0         | 0         | 0        | 0        | 0        | 0        | 0        | 0        | 0        | 0        | 0        | 0        | 0        | W        | 48-23       |       |
| 09/23              | at Alabama         | S   | 5            | 2         | 3         | 0.0       | 0.0        | 0.0        | 0.0        | 0          | 0             | 0        | 0         | 0         | 0        | 0        | 0        | 0        | 0        | 0        | 0        | 0        | 0        | 0        | 0        | L        | 10-24       |       |
| 09/30              | LSU                | S   | 2            | 2         | 0         | 0.0       | 0.0        | 0.0        | 0.0        | 0          | 0             | 0        | 0         | 0         | 0        | 0        | 0        | 0        | 0        | 0        | 0        | 0        | 0        | 0        | 0        | W        | 55-49       |       |
| 10/07              | Arkansas           | S   | 4            | 4         | 0         | 0.0       | 0.0        | 2.0        | 4.0        | 0          | 0             | 0        | 0         | 0         | 0        | 1        | 0        | 0        | 0        | 0        | 0        | 0        | 0        | 0        | 0        | W        | 27-20       |       |
| 10/21              | at Auburn          | S   | 1            | 1         | 0         | 0.0       | 0.0        | 1.0        | 2.0        | 0          | 0             | 0        | 0         | 0         | 1        | 0        | 0        | 0        | 0        | 0        | 0        | 0        | 0        | 0        | 0        | W        | 28-21       |       |
| 10/28              | Vanderbilt         | S   | 1            | 1         | 0         | 0.0       | 0.0        | 0.0        | 0.0        | 0          | 0             | 0        | 0         | 0         | 1        | 0        | 0        | 0        | 0        | 0        | 0        | 0        | 0        | 0        | 0        | W        | 33-7        |       |
| 11/04              | Texas A&M          | S   | 6            | 4         | 2         | 0.0       | 0.0        | 0.0        | 0.0        | 0          | 0             | 0        | 0         | 0         | 0        | 0        | 0        | 0        | 0        | 0        | 0        | 0        | 0        | 0        | 0        | W        | 38-35       |       |
| 11/11              | at Georgia         | S   | 2            | 1         | 1         | 0.0       | 0.0        | 0.0        | 0.0        | 0          | 0             | 0        | 0         | 0         | 1        | 0        | 0        | 0        | 0        | 0        | 0        | 0        | 0        | 0        | 0        | L        | 17-52       |       |
| 11/18              | ULM                | S   | 2            | 0         | 2         | 0.0       | 0.0        | 0.0        | 0.0        | 0          | 0             | 0        | 0         | 0         | 0        | 0        | 0        | 0        | 0        | 0        | 0        | 0        | 0        | 0        | 0        | W        | 35-3        |       |
| 11/23              | at Mississippi St. | S   | 2            | 2         | 0         | 1.0       | 1.0        | 1.0        | 1.0        | 0          | 0             | 0        | 0         | 0         | 0        | 0        | 0        | 0        | 0        | 0        | 0        | 0        | 0        | 0        | 0        | W        | 17-7        |       |
| 12/30              | at Penn St.        | S   | 2            | 2         | 0         | 0.0       | 0.0        | 0.0        | 0.0        | 0          | 0             | 0        | 0         | 0         | 0        | 0        | 0        | 0        | 0        | 0        | 0        | 0        | 0        | 0        | 0        | W        | 38-25       |       |
| <b>2023 TOTALS</b> |                    |     | <b>13-13</b> | <b>36</b> | <b>24</b> | <b>12</b> | <b>1.0</b> | <b>1.0</b> | <b>5.0</b> | <b>9.0</b> | <b>0</b>      | <b>1</b> | <b>44</b> | <b>44</b> | <b>0</b> | <b>5</b> | <b>1</b> | <b>0</b> | <b>0</b> | <b>0</b> | <b>0</b> | <b>0</b> | <b>0</b> | <b>0</b> | <b>0</b> | <b>0</b> | <b>11-2</b> |       |





## CAM ROBINSON | 74

**POSITION:** OFFENSIVE LINEMAN  
**HT:** 6-6 | **WT:** 335 | **DOB:** 10-9-1995  
**COLLEGE:** ALABAMA  
**HOMETOWN:** WEST MONROE, LA.  
**ACQ:** D2-'17  
**EXP:** 8th YEAR

 @crobinson\_68  
 @\_crob68

### KEY TRANSACTIONS

- Originally drafted by Jacksonville in the second round (34th overall) of the 2017 draft on choice obtained from Seattle for Jaguars' second-round (35th) and sixth-round (187th overall) picks
- Jacksonville placed the franchise tag on Robinson on 3/9/21
- Reached a contract extension with Jacksonville on 6/13/22

### PRO

#### 2024 (Jaguars)

- **10/6 vs. IND:** Started at left tackle and played all 58 offensive snaps
- **9/29 at HOU:** Started at left tackle and played all 58 offensive snaps
- **9/23 at BUF:** Started at left tackle and played all 71 offensive snaps
- **9/15 vs. CLE:** Started at left tackle and played all 60 offensive snaps
- **9/8 at MIA:** Started at left tackle and played all 53 offensive snaps

#### 2023 (Jaguars)

- Started all nine games he appeared in
- **1/7 at TEN:** Started at left tackle and played all 71 offensive snaps
- **10/29 at PIT:** Started at left tackle and played all 71 offensive snaps
- **10/8 at BUF:** Started at left tackle and played 85 of 88 offensive snaps in season debut... Left the game briefly with an elbow injury but returned to action... Saw action on special teams

#### 2022 (Jaguars)

- Started 14 regular season games before suffering a knee injury
- Placed on injured reserve on 12/26/22
- **12/11 at TEN:** Started at left tackle and played all 72 offensive snaps
- **10/30 vs. DEN:** Started at left tackle and played all 72 offensive snaps
- **10/9 vs. HOU:** Started at left tackle and played all 75 offensive snaps and one special team snap
- **9/25 at LAC:** Started at left tackle and played in 75 offensive snaps and two special teams snaps

#### 2021 (Jaguars)

- Started 14 games at left tackle
- **12/26 at NYJ:** Started at left tackle and played all 73 offensive snaps
- **11/28 vs. ATL:** Started at left tackle and played all 73 offensive snaps
- **10/10 vs. TEN:** Started at left tackle and helped RB James Robinson rush for a career-high 149 yards
- **9/26 vs. ARI:** Started at left tackle and helped the offense rush for 159 yards on 29 attempts... Briefly left the game with a shoulder injury but returned to finish the contest

#### 2020 (Jaguars)

- Started all 16 games in which he appeared at left tackle... Part of an offensive line that helped rookie RB James Robinson tally the most scrimmage yards (1,414) and the second-most rushing yards (1,070) by an undrafted rookie in NFL history
- **9/20 at TEN:** Started at left tackle and helped the team rush for 165 yards

#### 2019 (Jaguars)

- Saw action and started in 14 games at left tackle after missing the first two weeks of the season with a knee injury... Part of an offensive line that helped RB Leonard Fournette gain 1,674 yards from scrimmage... Fournette became the only Jaguars player since 2011 to post at least 1,500 scrimmage yards in a single season... Winner of the 2019 Ed Block Courage Award
- **10/6 at CAR:** Started at left tackle, helping RB Leonard Fournette eclipse the 100-yard mark in back-to-back games for the first time since Fournette's rookie season in 2017
- **9/29 at DEN:** Started and aided in RB Leonard Fournette's career-high 225 yards rushing and an average of 7.1 yards per carry... The team finished with 269 total net rushing yards, the second-most in franchise history

#### 2018 (Jaguars)



- Started in the first two games of the season before having his 2018 campaign end early due to a knee injury

## 2017 (Jaguars)

- Part of an offensive line that helped the team lead the league in rushing for the first time in franchise history and allowed a franchise-low 24 sacks
- **1/14 at PIT:** Started and helped the team rush for 164 yards and did not allow a sack
- **9/10 at HOU:** Made his NFL debut and started at left tackle and helped pave the way for the team to rush for 155 yards... Did not allow a sack

## COLLEGE

- Started all 43 games at left tackle during his three seasons in Tuscaloosa
- Paved the way for 28 100-yard rushing performances
- Unanimous All-American and Outland Trophy winner, given annually to the nation's top interior lineman on offense or defense, in 2015
- Named First-Team All-SEC by both the conference coaches and the Associated Press
- Earned Freshman All-American honors by Sporting News and the Football Writers Association of America

## PERSONAL

- Played at West Monroe (Louisiana) High School for Head Coach Jerry Arledge
- First-Team All-USA selection by USA Today
- Rated as the No. 2 player in the nation by Scout.com
- ESPN rated him the No. 1 offensive tackle, No. 2 player in the state and No. 2 prospect in the ESPN 300

### CAM ROBINSON'S NFL REGULAR SEASON STATISTICS

| DATE              | TEAM    | GP        | GS        |
|-------------------|---------|-----------|-----------|
| 2017              | Jaguars | 15        | 15        |
| 2018              | Jaguars | 2         | 2         |
| 2019              | Jaguars | 14        | 14        |
| 2020              | Jaguars | 16        | 16        |
| 2021              | Jaguars | 14        | 14        |
| 2022              | Jaguars | 14        | 14        |
| 2023              | Jaguars | 9         | 9         |
| 2024              | Jaguars | 6         | 6         |
| <b>NFL TOTALS</b> |         | <b>90</b> | <b>90</b> |

### CAM ROBINSON'S NFL POSTSEASON STATISTICS

| DATE              | TEAM    | GP       | GS       |
|-------------------|---------|----------|----------|
| 2017              | Jaguars | 3        | 3        |
| 2022              | Jaguars | 0        | 0        |
| <b>NFL TOTALS</b> |         | <b>3</b> | <b>3</b> |

### 2024 GAME-BY-GAME REGULAR-SEASON STATISTICS (JAGUARS)

| DATE               | OPPONENT    | P/S | W/L        | SCORE      |
|--------------------|-------------|-----|------------|------------|
| 09/08              | at Dolphins | S   | L          | 17-20      |
| 09/15              | Browns      | S   | L          | 13-18      |
| 09/23              | at Bills    | S   | L          | 10-47      |
| 09/29              | at Texans   | S   | L          | 20-24      |
| 10/06              | Colts       | S   | W          | 37-34      |
| 10/13              | at Bears    | S   | L          | 16-35      |
| <b>2024 TOTALS</b> |             |     | <b>6-6</b> | <b>1-5</b> |



**2023 GAME-BY-GAME REGULAR-SEASON STATISTICS (JAGUARS)**

| DATE               | OPPONENT      | P/S        |                      | W/L        | SCORE  |
|--------------------|---------------|------------|----------------------|------------|--------|
| 09/10              | at Colts      |            | RESERVE/LEAGUE SUSP. | W          | 31-21  |
| 09/17              | Chiefs        |            | RESERVE/LEAGUE SUSP. | L          | 9-17   |
| 09/24              | Texans        |            | RESERVE/LEAGUE SUSP. | L          | 17-37  |
| 10/01              | Falcons       |            | RESERVE/LEAGUE SUSP. | W          | 23-7   |
| 10/08              | at Bills      | S          |                      | W          | 25-20  |
| 10/15              | Colts         | S          |                      | W          | 37-20  |
| 10/19              | at Saints     | S          |                      | W          | 31-24  |
| 10/29              | at Steelers   | S          |                      | W          | 20-10  |
| 11/12              | 49ers         | S          |                      | L          | 3-34   |
| 11/19              | Titans        | S          |                      | W          | 34-14  |
| 11/26              | at Texans     | S          |                      | W          | 24-21  |
| 12/04              | Bengals       |            | INJURED RESERVE      | L          | 31-34+ |
| 12/10              | at Browns     |            | INJURED RESERVE      | L          | 27-31  |
| 12/17              | Ravens        |            | INJURED RESERVE      | L          | 7-23   |
| 12/24              | at Buccaneers |            | INJURED RESERVE      | L          | 12-30  |
| 12/31              | Panthers      | S          |                      | W          | 26-0   |
| 01/07              | at Titans     | S          |                      | L          | 20-28  |
| <b>2023 TOTALS</b> |               | <b>9-9</b> |                      | <b>9-8</b> |        |


+ - Overtime





## DARNELL SAVAGE | 6

POSITION: SAFETY  
HT: 5-11 | WT: 198 | DOB: 7-30-1997  
COLLEGE: MARYLAND  
HOMETOWN: BEAR, DEL.  
ACQ: UFA (GB) -24  
EXP: 6th YEAR

 @darnellsavage\_  
 @darnellsavage\_

### KEY TRANSACTIONS

- Originally drafted by Green Bay in the first round (21st overall) in the 2019 draft
- Signed by Jacksonville as an unrestricted free agent on 4/22/22

### PRO

#### 2024 (Jaguars)

- **10/6 vs. IND:** Started at safety and registered three tackles
- **9/29 at HOU:** Inactive due to injury
- **9/23 at BUF:** Inactive due to injury
- **9/15 vs. CLE:** Inactive due to injury
- **9/8 at MIA:** Started at safety and recorded two passes defended

#### 2023 (Packers)

- Started all 10 games he appeared in and recorded 50 total tackles (35 solo), one tackle for loss and one pass defended
- **1/14 at DAL (NFC Wild Card):** Started and played 79 snaps on defense, recording four tackles (three solo), an interception and a pass defended... Intercepted QB Dak Prescott in the second quarter and returned it 64 yards for a touchdown... His 64-yard return is the fourth-longest interception return in Packers playoff history
- **9/24 vs. N.O.:** Played every snap on defense and recorded six total tackles (five solo)... Appeared on nine special teams snaps, recording a tackle that pinned the Saints at their own 17
- **9/17 at ATL:** Was one of five players to play every snap on defense, recording eight tackles (six solo)
- **9/10 at CHI:** Started and played 66 snaps on defense, leading the team with nine tackles (five solo) and a tackle for a loss (tied career high)

#### 2022 (Packers)

- Played in 16 games with 13 starts... Recorded 57 tackles (42 solo), two tackles for a loss, five passes defended, one interception (returned for first-career touchdown) and one fumble recovery
- **1/8 vs. DET:** Finished with a team-high 11 tackles (seven solo), a tackle for a loss and a team-best two passes defended
- **1/1 vs. MIN:** Recorded two tackles (one solo), one pass defended and one interception... Posted his first career pick-six with a 75-yard return... Marked the longest interception returned for a touchdown by a Packer since 2014

#### 2021 (Packers)

- Started all 17 contests and posted 63 tackles (48 solo), nine passes defended, two interceptions and two tackles for loss
- **12/25 vs. CLE:** Recorded a season-high eight total tackles (five solo), one pass defended and one interception, leading to a drive that resulted in a touchdown
- **10/17 at CHI:** Posted three solo tackles, one pass defended and one interception on 51 defensive snaps

#### 2020 (Packers)

- Started all 15 contests he appeared in during the regular season and recorded 75 total tackles (56 solo), 12 passes defended, four interceptions, three tackles for loss, two quarterback hits, 1.0 sack and one fumble recovery
- Led the team in interceptions (four) and passes defended (12)... Finished the season with the fourth-most tackles on the team
- Played every postseason defensive snap for the Packers, recording four total tackles (three solo) and one quarterback hit
- **12/27 vs. TEN:** Posted five tackles (two solo), three passes defended and one interception
- **12/13 at DET:** Led the defense with eight tackles (all solo), one quarterback hit, one tackle for a loss and his first career sack
- **12/6 vs. PHI:** Posted two solo tackles, one quarterback hit and one interception, marking his third interception in the last two games
- **11/29 vs. CHI:** Recorded a career-best two interceptions, the first Packer with two interceptions in a single game since 2016
- **11/22 at IND:** Posted six tackles (four solo), one pass defended and his first career fumble recovery

#### 2019 (Packers)

- Started all 14 games he appeared in and recorded 61 tackles (41 solo), seven passes defended, two interceptions, a team-high two forced fumbles, one tackle for loss and one quarterback hit
- Was named to the PFWA All-Rookie team
- Started both playoff games and recorded 12 tackles (nine solo), including one tackle for a loss



- **9/22 vs. DEN:** Matched his season high with seven tackles (five solo) and recorded his first interception in the NFL
- **9/5 at CHI:** Became the first rookie safety to start for the Packers in Week 1 since 2010... Registered three tackles (all solo), one pass defended and one quarterback hit

## COLLEGE

- Played in 46 games with 37 starts in four seasons for Maryland, recording 182 tackles (139 solo), eight INTs (two returned for TDs), 22 passes defended, 1.0 sack, one fumble recovery and one blocked punt he returned for a touchdown
- Earned All-Big Ten honors from the media and coaches in each of his final two years, being named honorable mention in 2017 and second team in 2018
- Started all 36 games over his final three seasons
- Earned a degree in family science

## PERSONAL

- He was born in Salisbury, Md.
- Good friend and college teammate, D.J. Moore, plays wide receiver for the Chicago Bears... He and Moore, who was drafted in the first round (No. 21 overall) by the Carolina Panthers in 2018, were the first Maryland players to be selected in the first round of the NFL Draft in back-to-back years since Merriman (No. 12 overall in 2005) and TE Vernon Davis (No. 6 overall in 2006)
- Switched his jersey number to No. 4 from No. 26 to follow in the footsteps of former Maryland All-American cornerback William Likely III, who was a mentor to him
- Helped lead Caravel Academy High School to the 2013 state championship

### DARNELL SAVAGE'S NFL REGULAR SEASON DEFENSIVE STATISTICS

| DATE              | TEAM    | GP        | TACKLES   |            |            |           |          |           |            |             | INTERCEPTIONS |          |            |            |          |           | O. FUMB  |          |          |          | ST       |          |          |          | MISC     |          |          |   |
|-------------------|---------|-----------|-----------|------------|------------|-----------|----------|-----------|------------|-------------|---------------|----------|------------|------------|----------|-----------|----------|----------|----------|----------|----------|----------|----------|----------|----------|----------|----------|---|
|                   |         |           | GS        | TK         | S          | A         | TFL      | YDS       | SK         | YDS         | QBH           | NO       | YDS        | LG         | TD       | PD        | FF       | FR       | TD       | YDS      | TK       | S        | A        | FF       | FR       | S        | A        |   |
| 2019              | Packers | 14        | 14        | 61         | 41         | 20        | 1        | 2         | 0.0        | 0.0         | 1             | 2        | 37         | 28         | 0        | 7         | 2        | 0        | 0        | 0        | 0        | 0        | 0        | 0        | 0        | 0        | 0        | 0 |
| 2020              | Packers | 15        | 15        | 75         | 56         | 19        | 3        | 14        | 1.0        | 10.0        | 2             | 4        | 13         | 9          | 0        | 12        | 0        | 1        | 0        | 0        | 0        | 0        | 0        | 0        | 0        | 0        | 0        |   |
| 2021              | Packers | 17        | 17        | 63         | 48         | 15        | 2        | 1         | 0.0        | 0.0         | 0             | 2        | 0          | 0          | 0        | 9         | 0        | 0        | 0        | 0        | 0        | 0        | 0        | 0        | 0        | 0        | 0        |   |
| 2022              | Packers | 16        | 13        | 57         | 42         | 15        | 2        | 6         | 0.0        | 0.0         | 0             | 1        | 75         | 75t        | 1        | 5         | 0        | 1        | 0        | 2        | 1        | 1        | 0        | 0        | 0        | 0        | 0        |   |
| 2023              | Packers | 10        | 10        | 50         | 35         | 15        | 1        | 7         | 0.0        | 0.0         | 0             | 0        | 0          | 0          | 0        | 1         | 0        | 0        | 0        | 0        | 1        | 1        | 0        | 0        | 0        | 0        | 0        |   |
| 2024              | Jaguars | 3         | 3         | 5          | 5          | 0         | 0        | 0         | 0.0        | 0.0         | 0             | 0        | 0          | 0          | 0        | 2         | 0        | 0        | 0        | 0        | 0        | 0        | 0        | 0        | 0        | 0        | 0        |   |
| <b>NFL TOTALS</b> |         | <b>75</b> | <b>72</b> | <b>311</b> | <b>227</b> | <b>84</b> | <b>9</b> | <b>30</b> | <b>1.0</b> | <b>10.0</b> | <b>3</b>      | <b>9</b> | <b>125</b> | <b>75T</b> | <b>1</b> | <b>36</b> | <b>2</b> | <b>2</b> | <b>0</b> | <b>2</b> | <b>2</b> | <b>0</b> | <b>0</b> | <b>0</b> | <b>0</b> | <b>0</b> | <b>0</b> |   |

### DARNELL SAVAGE'S NFL POSTSEASON DEFENSIVE STATISTICS

| DATE              | TEAM    | GP       | TACKLES  |           |           |          |          |          |            |            | INTERCEPTIONS |          |           |            |          |          | O. FUMB  |          |          |          | ST       |          |          |          | MISC     |          |          |
|-------------------|---------|----------|----------|-----------|-----------|----------|----------|----------|------------|------------|---------------|----------|-----------|------------|----------|----------|----------|----------|----------|----------|----------|----------|----------|----------|----------|----------|----------|
|                   |         |          | GS       | TK        | S         | A        | TFL      | YDS      | SK         | YDS        | QBH           | NO       | YDS       | LG         | TD       | PD       | FF       | FR       | TD       | YDS      | TK       | S        | A        | FF       | FR       | S        | A        |
| 2019              | Packers | 2        | 2        | 12        | 9         | 3        | 1        | 4        | 0.0        | 0.0        | 0             | 0        | 0         | 0          | 0        | 0        | 0        | 0        | 0        | 0        | 0        | 0        | 0        | 0        | 0        | 0        | 0        |
| 2020              | Packers | 2        | 2        | 4         | 3         | 1        | 0        | 0        | 0.0        | 0.0        | 1             | 0        | 0         | 0          | 0        | 0        | 0        | 0        | 0        | 0        | 0        | 0        | 0        | 0        | 0        | 0        | 0        |
| 2021              | Packers | 1        | 1        | 0         | 0         | 0        | 0        | 0        | 0.0        | 0.0        | 0             | 0        | 0         | 0          | 0        | 0        | 0        | 0        | 0        | 0        | 0        | 0        | 0        | 0        | 0        | 0        | 0        |
| 2023              | Packers | 2        | 2        | 8         | 5         | 3        | 0        | 0        | 0.0        | 0.0        | 0             | 1        | 64        | 64t        | 1        | 2        | 0        | 0        | 0        | 0        | 0        | 0        | 0        | 0        | 0        | 0        | 0        |
| <b>NFL TOTALS</b> |         | <b>7</b> | <b>7</b> | <b>24</b> | <b>17</b> | <b>7</b> | <b>1</b> | <b>4</b> | <b>0.0</b> | <b>0.0</b> | <b>1</b>      | <b>1</b> | <b>64</b> | <b>64T</b> | <b>1</b> | <b>2</b> | <b>0</b> | <b>0</b> | <b>0</b> | <b>0</b> | <b>0</b> | <b>0</b> | <b>0</b> | <b>0</b> | <b>0</b> | <b>0</b> | <b>0</b> |

### SINGLE-GAME HIGHS: DEFENSIVE

|                        |  |                                  |  |
|------------------------|--|----------------------------------|--|
| <b>Total Tackles</b>   | 11 vs. Detroit Lions, Jan 08, 2023<br>10 at Chicago Bears, Jan 03, 2021                      | <b>Fumble Recoveries</b>         | 1 at Indianapolis Colts, Nov 22, 2020  |
| <b>Solo Tackles</b>    | 8 at Chicago Bears, Jan 03, 2021<br>8 at Detroit Lions, Dec 13, 2020                         | <b>Tackles For Loss</b>          | 1 at Chicago Bears, Sep 10, 2023<br>1 vs. Detroit Lions, Jan 08, 2023<br>...7 more at 1.       |
| <b>Sacks</b>           | 1.0 at Detroit Lions, Dec 13, 2020   | <b>Interceptions</b>             | 2 vs. Chicago Bears, Nov 29, 2020<br>1 vs. Cleveland Browns, Dec 25, 2021<br>...5 more at 1.   |
| <b>Passes Defensed</b> | 3 vs. Tennessee Titans, Dec 27, 2020<br>2 at Miami Dolphins, Sep 08, 2024<br>...6 more at 2. | <b>Interception Return Yards</b> | 28 at New York Giants, Dec 01, 2019<br>9 vs. Tennessee Titans, Dec 27, 2020<br>...1 more at 9. |
| <b>Forced Fumbles</b>  | 1 vs. Washington Redskins, Dec 08, 2019<br>1 vs. Minnesota Vikings, Sep 15, 2019             | <b>Special Teams Tackles</b>     | 1 vs. New Orleans Saints, Sep 24, 2023<br>1 vs. Los Angeles Rams, Dec 19, 2022                 |

### SINGLE-GAME HIGHS - POSTSEASON: DEFENSIVE

|                        |   |                                  |  |
|------------------------|---|----------------------------------|--|
| <b>Total Tackles</b>   | 9 at San Francisco 49ers, Jan 19, 2020<br>4 at San Francisco 49ers, Jan 20, 2024<br>...1 more at 4. | <b>Tackles For Loss</b>          | 1 at San Francisco 49ers, Jan 19, 2020 |
| <b>Solo Tackles</b>    | 6 at San Francisco 49ers, Jan 19, 2020<br>3 at Dallas Cowboys, Jan 14, 2024<br>...1 more at 3.      | <b>Interceptions</b>             | 1 at Dallas Cowboys, Jan 14, 2024      |
| <b>Passes Defensed</b> | 1 at Dallas Cowboys, Jan 14, 2024   | <b>Interception Return Yards</b> | 64 at Dallas Cowboys, Jan 14, 2024     |



**2024 GAME-BY-GAME REGULAR-SEASON STATISTICS (JAGUARS)**

| DATE               | OPPONENT    | P/S        | TACKLES  |          |          |            |            |          |          | INTERCEPTIONS |                  |          |          |          | O. FUMB  |          |          |          | ST       |          |          |          | MISC     |          | W/L      | SCORE      |       |       |
|--------------------|-------------|------------|----------|----------|----------|------------|------------|----------|----------|---------------|------------------|----------|----------|----------|----------|----------|----------|----------|----------|----------|----------|----------|----------|----------|----------|------------|-------|-------|
|                    |             |            | TK       | S        | A        | SK         | YDS        | TFL      | YDS      | QBH           | NO               | YDS      | LG       | TD       | PD       | FF       | FR       | TD       | YDS      | TK       | S        | A        | FF       | FR       |          |            | S     | A     |
| 09/08              | at Dolphins | S          | 0        | 0        | 0        | 0.0        | 0.0        | 0        | 0        | 0             | 0                | 0        | 0        | 0        | 2        | 0        | 0        | 0        | 0        | 0        | 0        | 0        | 0        | 0        | 0        | 0          | L     | 17-20 |
| 09/15              | Browns      |            |          |          |          |            |            |          |          |               | ON INACTIVE LIST |          |          |          |          |          |          |          |          |          |          |          |          |          |          |            | L     | 13-18 |
| 09/23              | at Bills    |            |          |          |          |            |            |          |          |               | ON INACTIVE LIST |          |          |          |          |          |          |          |          |          |          |          |          |          |          |            | L     | 10-47 |
| 09/29              | at Texans   |            |          |          |          |            |            |          |          |               | ON INACTIVE LIST |          |          |          |          |          |          |          |          |          |          |          |          |          |          |            | L     | 20-24 |
| 10/06              | Colts       | S          | 3        | 3        | 0        | 0.0        | 0.0        | 0        | 0        | 0             | 0                | 0        | 0        | 0        | 0        | 0        | 0        | 0        | 0        | 0        | 0        | 0        | 0        | 0        | 0        | W          | 37-34 |       |
| 10/13              | at Bears    | S          | 2        | 2        | 0        | 0.0        | 0.0        | 0        | 0        | 0             | 0                | 0        | 0        | 0        | 0        | 0        | 0        | 0        | 0        | 0        | 0        | 0        | 0        | 0        | 0        | L          | 16-35 |       |
| <b>2024 TOTALS</b> |             | <b>3-3</b> | <b>5</b> | <b>5</b> | <b>0</b> | <b>0.0</b> | <b>0.0</b> | <b>0</b> | <b>0</b> | <b>0</b>      | <b>0</b>         | <b>0</b> | <b>0</b> | <b>0</b> | <b>2</b> | <b>0</b> | <b>0</b> | <b>0</b> | <b>0</b> | <b>0</b> | <b>0</b> | <b>0</b> | <b>0</b> | <b>0</b> | <b>0</b> | <b>1-5</b> |       |       |

**2023 GAME-BY-GAME REGULAR-SEASON STATISTICS (PACKERS)**

| DATE               | OPPONENT    | P/S          | TACKLES   |           |           |            |            |          |          | INTERCEPTIONS |                      |          |          |          | O. FUMB  |          |          |          | ST       |          |          |          | MISC     |          | W/L      | SCORE      |       |       |
|--------------------|-------------|--------------|-----------|-----------|-----------|------------|------------|----------|----------|---------------|----------------------|----------|----------|----------|----------|----------|----------|----------|----------|----------|----------|----------|----------|----------|----------|------------|-------|-------|
|                    |             |              | TK        | S         | A         | SK         | YDS        | TFL      | YDS      | QBH           | NO                   | YDS      | LG       | TD       | PD       | FF       | FR       | TD       | YDS      | TK       | S        | A        | FF       | FR       |          |            | S     | A     |
| 09/10              | at Bears    | S            | 9         | 5         | 4         | 0.0        | 0.0        | 1        | 7        | 0             | 0                    | 0        | 0        | 0        | 0        | 0        | 0        | 0        | 0        | 0        | 0        | 0        | 0        | 0        | 0        | W          | 38-20 |       |
| 09/17              | at Falcons  | S            | 8         | 6         | 2         | 0.0        | 0.0        | 0        | 0        | 0             | 0                    | 0        | 0        | 0        | 0        | 0        | 0        | 0        | 0        | 0        | 0        | 0        | 0        | 0        | 0        | L          | 24-25 |       |
| 09/24              | Saints      | S            | 6         | 5         | 1         | 0.0        | 0.0        | 0        | 0        | 0             | 0                    | 0        | 0        | 0        | 0        | 0        | 0        | 0        | 0        | 1        | 1        | 0        | 0        | 0        | 0        | W          | 18-17 |       |
| 09/28              | Lions       | S            | 5         | 3         | 2         | 0.0        | 0.0        | 0        | 0        | 0             | 0                    | 0        | 0        | 0        | 0        | 0        | 0        | 0        | 0        | 0        | 0        | 0        | 0        | 0        | 0        | L          | 20-34 |       |
| 10/09              | at Raiders  | S            | 4         | 1         | 3         | 0.0        | 0.0        | 0        | 0        | 0             | 0                    | 0        | 0        | 0        | 0        | 0        | 0        | 0        | 0        | 0        | 0        | 0        | 0        | 0        | 0        | L          | 13-17 |       |
| 10/22              | at Broncos  | S            | 1         | 1         | 0         | 0.0        | 0.0        | 0        | 0        | 0             | 0                    | 0        | 0        | 0        | 0        | 0        | 0        | 0        | 0        | 0        | 0        | 0        | 0        | 0        | 0        | L          | 17-19 |       |
| 10/29              | Vikings     |              |           |           |           |            |            |          |          |               | INJURED RESERVE      |          |          |          |          |          |          |          |          |          |          |          |          |          |          |            | L     | 10-24 |
| 11/05              | Rams        |              |           |           |           |            |            |          |          |               | INJURED RESERVE      |          |          |          |          |          |          |          |          |          |          |          |          |          |          |            | W     | 20-3  |
| 11/12              | at Steelers |              |           |           |           |            |            |          |          |               | INJURED RESERVE      |          |          |          |          |          |          |          |          |          |          |          |          |          |          |            | L     | 19-23 |
| 11/19              | Chargers    |              |           |           |           |            |            |          |          |               | INJURED RESERVE      |          |          |          |          |          |          |          |          |          |          |          |          |          |          |            | W     | 23-20 |
| 11/23              | at Lions    |              |           |           |           |            |            |          |          |               | INJURED RESERVE      |          |          |          |          |          |          |          |          |          |          |          |          |          |          |            | W     | 29-22 |
| 12/03              | Chiefs      | S            | 4         | 4         | 0         | 0.0        | 0.0        | 0        | 0        | 0             | 0                    | 0        | 0        | 0        | 1        | 0        | 0        | 0        | 0        | 0        | 0        | 0        | 0        | 0        | 0        | W          | 27-19 |       |
| 12/11              | at Giants   | S            | 7         | 6         | 1         | 0.0        | 0.0        | 0        | 0        | 0             | 0                    | 0        | 0        | 0        | 0        | 0        | 0        | 0        | 0        | 0        | 0        | 0        | 0        | 0        | 0        | L          | 22-24 |       |
| 12/17              | Buccaneers  |              |           |           |           |            |            |          |          |               | GAME INACTIVE/INJURY |          |          |          |          |          |          |          |          |          |          |          |          |          |          |            | L     | 20-34 |
| 12/24              | at Panthers |              |           |           |           |            |            |          |          |               | GAME INACTIVE/INJURY |          |          |          |          |          |          |          |          |          |          |          |          |          |          |            | W     | 33-30 |
| 12/31              | at Vikings  | S            | 1         | 1         | 0         | 0.0        | 0.0        | 0        | 0        | 0             | 0                    | 0        | 0        | 0        | 0        | 0        | 0        | 0        | 0        | 0        | 0        | 0        | 0        | 0        | 0        | W          | 33-10 |       |
| 01/07              | Bears       | S            | 5         | 3         | 2         | 0.0        | 0.0        | 0        | 0        | 0             | 0                    | 0        | 0        | 0        | 0        | 0        | 0        | 0        | 0        | 0        | 0        | 0        | 0        | 0        | 0        | W          | 17-9  |       |
| <b>2023 TOTALS</b> |             | <b>10-10</b> | <b>50</b> | <b>35</b> | <b>15</b> | <b>0.0</b> | <b>0.0</b> | <b>1</b> | <b>7</b> | <b>0</b>      | <b>0</b>             | <b>0</b> | <b>0</b> | <b>0</b> | <b>1</b> | <b>0</b> | <b>0</b> | <b>0</b> | <b>0</b> | <b>0</b> | <b>1</b> | <b>1</b> | <b>0</b> | <b>0</b> | <b>0</b> | <b>9-8</b> |       |       |

**2023 GAME-BY-GAME POSTSEASON STATISTICS (PACKERS)**

| DATE               | OPPONENT   | P/S        | TACKLES  |          |          |            |            |          |          | INTERCEPTIONS |          |           |            |          | O. FUMB  |          |          |          | ST       |          |          |          | MISC     |          | W/L      | SCORE      |       |
|--------------------|------------|------------|----------|----------|----------|------------|------------|----------|----------|---------------|----------|-----------|------------|----------|----------|----------|----------|----------|----------|----------|----------|----------|----------|----------|----------|------------|-------|
|                    |            |            | TK       | S        | A        | SK         | YDS        | TFL      | YDS      | QBH           | NO       | YDS       | LG         | TD       | PD       | FF       | FR       | TD       | YDS      | TK       | S        | A        | FF       | FR       |          |            | S     |
| 01/14              | at Cowboys | S          | 4        | 3        | 1        | 0.0        | 0.0        | 0        | 0        | 0             | 1        | 64        | 64         | 1        | 1        | 0        | 0        | 0        | 0        | 0        | 0        | 0        | 0        | 0        | 0        | W          | 48-32 |
| 01/20              | at 49ers   | S          | 4        | 2        | 2        | 0.0        | 0.0        | 0        | 0        | 0             | 0        | 0         | 0          | 0        | 1        | 0        | 0        | 0        | 0        | 0        | 0        | 0        | 0        | 0        | 0        | L          | 21-24 |
| <b>2023 TOTALS</b> |            | <b>2-2</b> | <b>8</b> | <b>5</b> | <b>3</b> | <b>0.0</b> | <b>0.0</b> | <b>0</b> | <b>0</b> | <b>0</b>      | <b>1</b> | <b>64</b> | <b>64T</b> | <b>1</b> | <b>2</b> | <b>0</b> | <b>0</b> | <b>0</b> | <b>0</b> | <b>0</b> | <b>0</b> | <b>0</b> | <b>0</b> | <b>0</b> | <b>0</b> | <b>1-1</b> |       |





# BRANDON SCHERFF | 68

**POSITION:** OFFENSIVE LINEMAN  
**HT:** 6-5 | **WT:** 315 | **DOB:** 12-26-1991  
**COLLEGE:** IOWA  
**HOMETOWN:** DENISON, IOWA  
**ACQ:** UFA (WAS)-'22  
**EXP:** 10th YEAR

 @bscherff68

## KEY TRANSACTIONS

- Originally drafted by Washington in the first round (5th overall) in the 2015 draft
- Signed by Jacksonville as an unrestricted free agent on 3/16/22

## PRO

### 2024 (Jaguars)

- **10/6 vs. IND:** Started at right guard and played all 58 offensive snaps
- **9/29 at HOU:** Started at right guard and played all 58 offensive snaps
- **9/23 at BUF:** Started at right guard and played 70 out of 71 offensive snaps
- **9/15 vs. CLE:** Started at right guard and played all 60 offensive snaps
- **9/8 at MIA:** Started at right guard and played all 53 offensive snaps

### 2023 (Jaguars)

- Voted a captain for the 2023 season
- Started all 17 games at right guard
- **11/26 at HOU:** Started at right guard and played all 76 offensive snaps
- **10/8 at BUF:** Started at right guard and played all 88 offensive snaps... Saw action on special teams
- **9/24 vs. HOU:** Started at right guard and played all 73 offensive snaps

### 2022 (Jaguars)

- Voted a captain for the 2022 season
- Started all 17 regular season games and both postseason games
- **1/14 vs. LAC:** Started at right guard and played all 74 offensive snaps
- **10/9 vs. HOU:** Started at right guard and played all 75 offensive snaps
- **9/25 at LAC:** Started at right guard and played 75 offensive snaps

### 2021 (Commanders)

- Started in 11 games and only allowed 2.0 sacks
- Finished the 2021-22 season as the fourth-highest ranked guard according to PFF... He registered a 86.3 overall grade

### 2020 (Commanders)

- Played and started in all 13 games he appeared in
- Named first-team All-Pro becoming the first Washington player to be named first-team All-Pro since punter Matt Turk in 1996
- Ranked 98th on the NFL Top 100 Players of 2021 list

### 2019 (Commanders)

- Played and started in 11 games... Placed on injured reserve on 12/17... Only gave up 1.5 sacks

### 2018 (Commanders)

- Started in all eight games in which he appeared, allowing only one sack on the season

### 2017 (Commanders)

- Started all 14 games in which he appeared, earning his second Pro Bowl selection

### 2016 (Commanders)

- Earned first career Pro Bowl selection
- Started all 16 games at right guard, joining Chris Samuels (2000-01) and Jon Jansen (1999-2000) as the only Washington offensive linemen to open their careers by starting 16 games in each of their first two NFL seasons

### 2015 (Commanders)





- Started all 16 regular season games and one postseason game played by the organization, earning PFWA All-Rookie honors
- Missed only one offensive snap on the year, exiting the field momentarily after losing his shoe... Became only the third rookie offensive lineman to start 16 games for Washington (Jon Jansen in 1999 and Chris Samuels in 2000)

#### COLLEGE

- Played collegiately at Iowa from 2011-14, appearing in 43 games with 36 starts... In 2014, won the Outland Trophy, which is awarded annually to the nation's most outstanding interior lineman
- Started all 26 games over final two seasons at left tackle and had 36 career starts
- One of five seniors named to 2014 Leadership Group

#### PERSONAL

- Played for Jaguars Offensive Line Coach Phil Rauscher in Washington from 2018-19... Rauscher was the assistant offensive line coach for Washington in 2018 and was promoted to offensive line coach in 2019
- Played with Jaguars QB C.J. Beathard in college
- Attended Denison (Iowa) High School, where he was a five sport athlete, competing in football, basketball, baseball, tennis and track and field
- Has a wife, Jenni, a son, Easton and a daughter, Baylor
- Has two German shorthaired pointers dogs, Trigger and Rusty... Both also serve as hunting dogs
- Avid fisherman and hunter... Hunted in South Dakota in the 2021 offseason and has also gone ice fishing
- Spends his offseason back home in Iowa

#### BRANDON SCHERFF'S NFL REGULAR SEASON STATISTICS

| DATE              | TEAM          | GP         | GS         |
|-------------------|---------------|------------|------------|
| 2015              | Redskins      | 16         | 16         |
| 2016              | Redskins      | 16         | 16         |
| 2017              | Redskins      | 14         | 14         |
| 2018              | Redskins      | 8          | 8          |
| 2019              | Redskins      | 11         | 11         |
| 2020              | Football Team | 13         | 13         |
| 2021              | Football Team | 11         | 11         |
| 2022              | Jaguars       | 17         | 17         |
| 2023              | Jaguars       | 17         | 17         |
| 2024              | Jaguars       | 6          | 6          |
| <b>NFL TOTALS</b> |               | <b>129</b> | <b>129</b> |

#### BRANDON SCHERFF'S NFL POSTSEASON STATISTICS

| DATE              | TEAM          | GP       | GS       |
|-------------------|---------------|----------|----------|
| 2015              | Redskins      | 1        | 1        |
| 2020              | Football Team | 1        | 1        |
| 2022              | Jaguars       | 2        | 2        |
| <b>NFL TOTALS</b> |               | <b>4</b> | <b>4</b> |

#### 2024 GAME-BY-GAME REGULAR-SEASON STATISTICS (JAGUARS)

| DATE               | OPPONENT    | P/S        | W/L        | SCORE |
|--------------------|-------------|------------|------------|-------|
| 09/08              | at Dolphins | S          | L          | 17-20 |
| 09/15              | Browns      | S          | L          | 13-18 |
| 09/23              | at Bills    | S          | L          | 10-47 |
| 09/29              | at Texans   | S          | L          | 20-24 |
| 10/06              | Colts       | S          | W          | 37-34 |
| 10/13              | at Bears    | S          | L          | 16-35 |
| <b>2024 TOTALS</b> |             | <b>6-6</b> | <b>1-5</b> |       |



**2023 GAME-BY-GAME REGULAR-SEASON STATISTICS (JAGUARS)**

| DATE               | OPPONENT      | P/S          | W/L        | SCORE  |
|--------------------|---------------|--------------|------------|--------|
| 09/10              | at Colts      | S            | W          | 31-21  |
| 09/17              | Chiefs        | S            | L          | 9-17   |
| 09/24              | Texans        | S            | L          | 17-37  |
| 10/01              | Falcons       | S            | W          | 23-7   |
| 10/08              | at Bills      | S            | W          | 25-20  |
| 10/15              | Colts         | S            | W          | 37-20  |
| 10/19              | at Saints     | S            | W          | 31-24  |
| 10/29              | at Steelers   | S            | W          | 20-10  |
| 11/12              | 49ers         | S            | L          | 3-34   |
| 11/19              | Titans        | S            | W          | 34-14  |
| 11/26              | at Texans     | S            | W          | 24-21  |
| 12/04              | Bengals       | S            | L          | 31-34+ |
| 12/10              | at Browns     | S            | L          | 27-31  |
| 12/17              | Ravens        | S            | L          | 7-23   |
| 12/24              | at Buccaneers | S            | L          | 12-30  |
| 12/31              | Panthers      | S            | W          | 26-0   |
| 01/07              | at Titans     | S            | L          | 20-28  |
| <b>2023 TOTALS</b> |               | <b>17-17</b> | <b>9-8</b> |        |

+ - Overtime





# MAASON SMITH | 94

**POSITION:** DEFENSIVE TACKLE  
**HT:** 6-5 | **WT:** 306 | **DOB:** 10-13-2002  
**COLLEGE:** LSU  
**HOMETOWN:** HOUMA, LA.  
**ACQ:** D2-'24  
**EXP:** R

@therealmaasonn  
 @maason

## KEY TRANSACTIONS

- Originally drafted by Jacksonville in the second round (48th overall) in the 2024 draft

## PRO

### 2024 (Jaguars)

- 10/6 vs. IND:** Saw action at defensive tackle and recorded one tackle
- 9/29 at HOU:** Saw action at defensive tackle and posted three tackles
- 9/23 at BUF:** Saw action at defensive tackle and recorded one quarterback hit
- 9/15 vs. CLE:** Inactive
- 9/8 at MIA:** Saw action in his first career game at defensive tackle

## COLLEGE

- Appeared in 22 games with 17 starts at LSU and totaled 47 career tackles, 9.5 tackles for loss and 6.5 sacks
- Named 2021 Freshman All-America (Football Writers Association of America) and Freshman All-SEC

## PERSONAL

- Son of mother, Cara M. Morgan and father, Malcolm Smith
- Ranked as the number two defensive line prospect and number 18 in the nation according to 247 Sports Composite

### MAASON SMITH'S NFL REGULAR SEASON DEFENSIVE STATISTICS

| DATE              | TEAM    | GP       | TACKLES  |          |          |          |          |          |            | INTERCEPTIONS |          |          |          |          | O. FUMB  |          |          |          | ST       |          |          |          | MISC     |          |          |          |          |   |
|-------------------|---------|----------|----------|----------|----------|----------|----------|----------|------------|---------------|----------|----------|----------|----------|----------|----------|----------|----------|----------|----------|----------|----------|----------|----------|----------|----------|----------|---|
|                   |         |          | GS       | TK       | S        | A        | TFL      | YDS      | SK         | YDS           | QBH      | NO       | YDS      | LG       | TD       | PD       | FF       | FR       | TD       | YDS      | TK       | S        | A        | FF       | FR       | S        | A        |   |
| 2024              | Jaguars | 5        | 0        | 5        | 4        | 1        | 0        | 0        | 1.0        | 0.0           | 2        | 0        | 0        | 0        | 0        | 1        | 0        | 0        | 0        | 0        | 0        | 0        | 0        | 0        | 0        | 0        | 0        | 0 |
| <b>NFL TOTALS</b> |         | <b>5</b> | <b>0</b> | <b>5</b> | <b>4</b> | <b>1</b> | <b>0</b> | <b>0</b> | <b>1.0</b> | <b>0.0</b>    | <b>2</b> | <b>0</b> | <b>0</b> | <b>0</b> | <b>0</b> | <b>1</b> | <b>0</b> | <b>0</b> | <b>0</b> | <b>0</b> | <b>0</b> | <b>0</b> | <b>0</b> | <b>0</b> | <b>0</b> | <b>0</b> | <b>0</b> |   |

### SINGLE-GAME HIGHS: DEFENSIVE

**Total Tackles** 3 at Houston Texans, Sep 29, 2024  
 1 at Chicago Bears, Oct 13, 2024  
 ...1 more at 1.

**Sacks** 1.0 at Chicago Bears, Oct 13, 2024

**Solo Tackles** 3 at Houston Texans, Sep 29, 2024  
 1 at Chicago Bears, Oct 13, 2024

**Passes Defensed** 1 at Chicago Bears, Oct 13, 2024

### 2024 GAME-BY-GAME REGULAR-SEASON STATISTICS (JAGUARS)

| DATE               | OPPONENT    | P/S        | TACKLES          |          |          |            |            |          |          | INTERCEPTIONS |          |          |          |          | O. FUMB  |          |          |          | ST       |          |          |          | MISC     |          |          |          |            |       |       |
|--------------------|-------------|------------|------------------|----------|----------|------------|------------|----------|----------|---------------|----------|----------|----------|----------|----------|----------|----------|----------|----------|----------|----------|----------|----------|----------|----------|----------|------------|-------|-------|
|                    |             |            | TK               | S        | A        | SK         | YDS        | TFL      | YDS      | QBH           | NO       | YDS      | LG       | TD       | PD       | FF       | FR       | TD       | YDS      | TK       | S        | A        |          | FF       | FR       | S        | A          |       |       |
| 09/08              | at Dolphins | P          | 0                | 0        | 0        | 0.0        | 0.0        | 0        | 0        | 0             | 0        | 0        | 0        | 0        | 0        | 0        | 0        | 0        | 0        | 0        | 0        | 0        | 0        | 0        | 0        | 0        | L          | 17-20 |       |
| 09/15              | Browns      |            | ON INACTIVE LIST |          |          |            |            |          |          |               |          |          |          |          |          |          |          |          |          |          |          |          |          |          |          |          |            | L     | 13-18 |
| 09/23              | at Bills    | P          | 0                | 0        | 0        | 0.0        | 0.0        | 0        | 0        | 1             | 0        | 0        | 0        | 0        | 0        | 0        | 0        | 0        | 0        | 0        | 0        | 0        | 0        | 0        | 0        | 0        | L          | 10-47 |       |
| 09/29              | at Texans   | P          | 3                | 3        | 0        | 0.0        | 0.0        | 0        | 0        | 0             | 0        | 0        | 0        | 0        | 0        | 0        | 0        | 0        | 0        | 0        | 0        | 0        | 0        | 0        | 0        | 0        | L          | 20-24 |       |
| 10/06              | Colts       | P          | 1                | 0        | 1        | 0.0        | 0.0        | 0        | 0        | 0             | 0        | 0        | 0        | 0        | 0        | 0        | 0        | 0        | 0        | 0        | 0        | 0        | 0        | 0        | 0        | W        | 37-34      |       |       |
| 10/13              | at Bears    | P          | 1                | 1        | 0        | 1.0        | 0.0        | 0        | 0        | 1             | 0        | 0        | 0        | 0        | 1        | 0        | 0        | 0        | 0        | 0        | 0        | 0        | 0        | 0        | 0        | L        | 16-35      |       |       |
| <b>2024 TOTALS</b> |             | <b>5-0</b> | <b>5</b>         | <b>4</b> | <b>1</b> | <b>1.0</b> | <b>0.0</b> | <b>0</b> | <b>0</b> | <b>2</b>      | <b>0</b> | <b>0</b> | <b>0</b> | <b>0</b> | <b>1</b> | <b>0</b> | <b>0</b> | <b>0</b> | <b>0</b> | <b>0</b> | <b>0</b> | <b>0</b> | <b>0</b> | <b>0</b> | <b>0</b> | <b>0</b> | <b>1-5</b> |       |       |

### MAASON SMITH'S COLLEGE DEFENSIVE STATISTICS


| DATE          | TEAM | GP        | TACKLES   |           |           |           |            |             |            | INTERCEPTIONS |          |          |          |          | O. FUMB  |          |          |          | ST       |          |          |          | MISC     |          |          |          |   |
|---------------|------|-----------|-----------|-----------|-----------|-----------|------------|-------------|------------|---------------|----------|----------|----------|----------|----------|----------|----------|----------|----------|----------|----------|----------|----------|----------|----------|----------|---|
|               |      |           | GS        | TK        | S         | A         | TFL        | YDS         | SK         | YDS           | QBH      | NO       | YDS      | LG       | TD       | PD       | FF       | FR       | TD       | YDS      | TK       | S        | A        | FF       | FR       | S        | A |
| 2021          | LSU  | 10        | 4         | 19        | 13        | 6         | 5.0        | 29.0        | 4.0        | 25.0          | 1        | 0        | 0        | 0        | 0        | 0        | 0        | 0        | 0        | 0        | 0        | 0        | 0        | 0        | 0        | 0        | 0 |
| 2022          | LSU  | 2         | 1         | 0         | 0         | 0         | 0.0        | 0.0         | 0.0        | 0.0           | 0        | 0        | 0        | 0        | 0        | 0        | 0        | 0        | 0        | 0        | 0        | 0        | 0        | 0        | 0        | 0        |   |
| 2023          | LSU  | 12        | 12        | 28        | 9         | 19        | 4.5        | 20.0        | 2.5        | 16.0          | 4        | 0        | 0        | 0        | 0        | 2        | 0        | 0        | 0        | 0        | 0        | 0        | 0        | 0        | 0        | 0        |   |
| <b>TOTALS</b> |      | <b>24</b> | <b>17</b> | <b>47</b> | <b>22</b> | <b>25</b> | <b>9.5</b> | <b>49.0</b> | <b>6.5</b> | <b>41.0</b>   | <b>5</b> | <b>0</b> | <b>0</b> | <b>0</b> | <b>0</b> | <b>2</b> | <b>0</b> | <b>0</b> | <b>0</b> | <b>0</b> | <b>0</b> | <b>0</b> | <b>0</b> | <b>0</b> | <b>0</b> | <b>0</b> |   |



**COLLEGE 2023 GAME-BY-GAME STATISTICS (LSU)**

| DATE               | OPPONENT           | P/S          | TACKLES                   |          |           |            |             |            |             | INTERCEPTIONS |          |          |          |          | O. FUMB  |          |          | ST       |          |          |          | MISC     |          | W/L      | SCORE    |          |             |       |
|--------------------|--------------------|--------------|---------------------------|----------|-----------|------------|-------------|------------|-------------|---------------|----------|----------|----------|----------|----------|----------|----------|----------|----------|----------|----------|----------|----------|----------|----------|----------|-------------|-------|
|                    |                    |              | TK                        | S        | A         | SK         | YDS         | TFL        | YDS         | QBH           | NO       | YDS      | LG       | TD       | PD       | FF       | FR       | TD       | YDS      | TK       | S        | A        | FF       |          |          | FR       | S           | A     |
| 09/03              | at Florida St.     |              | DID NOT PLAY (NON-INJURY) |          |           |            |             |            |             |               |          |          |          |          |          |          |          |          |          |          |          |          | W        | 45-24    |          |          |             |       |
| 09/09              | Grambling          | S            | 1                         | 1        | 0         | 0.0        | 0.0         | 1.0        | 2.0         | 0             | 0        | 0        | 0        | 0        | 0        | 0        | 0        | 0        | 0        | 0        | 0        | 0        | 0        | 0        | 0        | 0        | W           | 72-10 |
| 09/16              | at Mississippi St. | S            | 2                         | 1        | 1         | 0.0        | 0.0         | 0.0        | 0.0         | 1             | 0        | 0        | 0        | 0        | 1        | 0        | 0        | 0        | 0        | 0        | 0        | 0        | 0        | 0        | 0        | 0        | W           | 41-14 |
| 09/23              | Arkansas           | S            | 2                         | 1        | 1         | 0.0        | 0.0         | 0.0        | 0.0         | 0             | 0        | 0        | 0        | 0        | 0        | 0        | 0        | 0        | 0        | 0        | 0        | 0        | 0        | 0        | 0        | 0        | W           | 34-31 |
| 09/30              | at Ole Miss        | S            | 2                         | 0        | 2         | 0.0        | 0.0         | 0.5        | 0.0         | 0             | 0        | 0        | 0        | 0        | 0        | 0        | 0        | 0        | 0        | 0        | 0        | 0        | 0        | 0        | 0        | 0        | L           | 49-55 |
| 10/07              | at Missouri        | S            | 4                         | 2        | 2         | 1.0        | 6.0         | 1.0        | 6.0         | 2             | 0        | 0        | 0        | 0        | 1        | 0        | 0        | 0        | 0        | 0        | 0        | 0        | 0        | 0        | 0        | 0        | W           | 49-39 |
| 10/14              | Auburn             | S            | 1                         | 0        | 1         | 0.0        | 0.0         | 0.0        | 0.0         | 0             | 0        | 0        | 0        | 0        | 0        | 0        | 0        | 0        | 0        | 0        | 0        | 0        | 0        | 0        | 0        | 0        | W           | 48-18 |
| 10/21              | Army West Point    | S            | 3                         | 1        | 2         | 0.0        | 0.0         | 0.5        | 2.0         | 0             | 0        | 0        | 0        | 0        | 0        | 0        | 0        | 0        | 0        | 0        | 0        | 0        | 0        | 0        | 0        | 0        | W           | 62-0  |
| 11/04              | at Alabama         | S            | 1                         | 0        | 1         | 0.0        | 0.0         | 0.0        | 0.0         | 0             | 0        | 0        | 0        | 0        | 0        | 0        | 0        | 0        | 0        | 0        | 0        | 0        | 0        | 0        | 0        | 0        | L           | 28-42 |
| 11/11              | Florida            | S            | 1                         | 0        | 1         | 0.0        | 0.0         | 0.0        | 0.0         | 0             | 0        | 0        | 0        | 0        | 0        | 0        | 0        | 0        | 0        | 0        | 0        | 0        | 0        | 0        | 0        | 0        | W           | 52-35 |
| 11/18              | Georgia St.        | S            | 5                         | 1        | 4         | 0.5        | 3.0         | 0.5        | 3.0         | 0             | 0        | 0        | 0        | 0        | 0        | 0        | 0        | 0        | 0        | 0        | 0        | 0        | 0        | 0        | 0        | 0        | W           | 56-14 |
| 11/25              | Texas A&M          | S            | 5                         | 1        | 4         | 0.0        | 0.0         | 0.0        | 0.0         | 1             | 0        | 0        | 0        | 0        | 0        | 0        | 0        | 0        | 0        | 0        | 0        | 0        | 0        | 0        | 0        | 0        | W           | 42-30 |
| 01/01              | Wisconsin          | S            | 1                         | 1        | 0         | 1.0        | 7.0         | 1.0        | 7.0         | 0             | 0        | 0        | 0        | 0        | 0        | 0        | 0        | 0        | 0        | 0        | 0        | 0        | 0        | 0        | 0        | 0        | W           | 35-31 |
| <b>2023 TOTALS</b> |                    | <b>12-12</b> | <b>28</b>                 | <b>9</b> | <b>19</b> | <b>2.5</b> | <b>16.0</b> | <b>4.5</b> | <b>20.0</b> | <b>4</b>      | <b>0</b> | <b>0</b> | <b>0</b> | <b>0</b> | <b>2</b> | <b>0</b> | <b>0</b> | <b>0</b> | <b>0</b> | <b>0</b> | <b>0</b> | <b>0</b> | <b>0</b> | <b>0</b> | <b>0</b> | <b>0</b> | <b>11-2</b> |       |





# BRENTON STRANGE | 85

POSITION: TIGHT END  
 HT: 6-4 | WT: 253 | DOB: 12-27-2000  
 COLLEGE: PENN STATE  
 HOMETOWN: PARKERSBURG, W. VA.  
 ACQ: D2-'23  
 EXP: 2nd YEAR

BrentonStrange  
 brentonstrange\_

## KEY TRANSACTIONS

- Originally drafted by Jacksonville in the second round (61st overall) in the 2023 NFL Draft

## PRO

### 2024 (Jaguars)

- 10/6 vs. IND:** Started at tight end and recorded 24 yards and a touchdown on four receptions
- 9/29 at HOU:** Started at tight end and caught three receptions for 19 yards
- 9/23 at BUF:** Started at tight end and caught five receptions for 12 yards and a touchdown... Set a single-game career-high in receptions (five)
- 9/15 vs. CLE:** Started at tight end and set single-game career-highs in receptions (three) and receiving yards (65)
- 9/8 at MIA:** Saw action at tight end and on special teams

### 2023 (Jaguars)

- Appeared in 14 games with four starts during his rookie season... He recorded five receptions for 35 yards and one touchdown
- 10/15 vs. IND:** Started at tight end and recorded two receptions for 27 yards and his first-career touchdown... Saw action on special teams
- 9/24 vs. HOU:** Recorded two receptions for seven yards... Saw action on special teams
- 9/10 at IND:** Saw action at tight end and on special teams in NFL debut

## COLLEGE

- Appeared in 37 games while at Penn State, making 31 starts
- Caught 70 passes for 755 yards, scoring 11 touchdowns
- In 2022, caught a career-high six passes for 80 yards at Auburn on 9/17
- Was named to the 2022 Mackey Award watch list
- In his sophomore season, was named All-Big Ten honorable mention
- Redshirted his freshman year and played the next three seasons

## PERSONAL

- Majored in Recreation, Park and Tourism Management

### BRENTON STRANGE'S NFL REGULAR SEASON RUSHING/RECEIVING STATISTICS

| DATE              | TEAM    | GP        | GS       | RECEIVING |            |            |           |          | RUSHING  |          |            |          |          |
|-------------------|---------|-----------|----------|-----------|------------|------------|-----------|----------|----------|----------|------------|----------|----------|
|                   |         |           |          | NO.       | YDS.       | AVG.       | LG        | TD       | NO.      | YDS.     | AVG.       | LG       | TD       |
| 2023              | Jaguars | 14        | 4        | 5         | 35         | 7.0        | 17        | 1        | 0        | 0        | 0.0        | 0        | 0        |
| 2024              | Jaguars | 6         | 4        | 13        | 131        | 10.1       | 30        | 2        | 0        | 0        | 0.0        | 0        | 0        |
| <b>NFL TOTALS</b> |         | <b>20</b> | <b>8</b> | <b>18</b> | <b>166</b> | <b>9.2</b> | <b>30</b> | <b>3</b> | <b>0</b> | <b>0</b> | <b>0.0</b> | <b>0</b> | <b>0</b> |

### BRENTON STRANGE'S NFL REGULAR SEASON RETURN STATISTICS

| DATE              | TEAM    | KICKOFF RETURNS |          |            |          |          | PUNT RETURNS |          |          |            |          |          |
|-------------------|---------|-----------------|----------|------------|----------|----------|--------------|----------|----------|------------|----------|----------|
|                   |         | RET.            | YDS.     | AVG.       | LG       | TD       | NO.          | FC       | YDS.     | AVG.       | LG       | TD       |
| 2023              | Jaguars | 0               | 0        | 0.0        | 0        | 0        | 0            | 0        | 0        | 0.0        | 0        | 0        |
| 2024              | Jaguars | 0               | 0        | 0.0        | 0        | 0        | 0            | 0        | 0        | 0.0        | 0        | 0        |
| <b>NFL TOTALS</b> |         | <b>0</b>        | <b>0</b> | <b>0.0</b> | <b>0</b> | <b>0</b> | <b>0</b>     | <b>0</b> | <b>0</b> | <b>0.0</b> | <b>0</b> | <b>0</b> |



**SINGLE-GAME HIGHS: RECEIVING**

**Receptions** 4 vs. Indianapolis Colts, Oct 06, 2024  
 3 at Houston Texans, Sep 29, 2024  
 ...1 more at 3.

**Receiving Yards** 65 vs. Cleveland Browns, Sep 15, 2024  
 27 vs. Indianapolis Colts, Oct 15, 2023

**Receiving Average** 21.7 vs. Cleveland Browns, Sep 15, 2024  
 6.3 at Houston Texans, Sep 29, 2024

**Longest Receptions** 30 vs. Cleveland Browns, Sep 15, 2024  
 26 vs. Cleveland Browns, Sep 15, 2024

**Receiving TDs** 1 vs. Indianapolis Colts, Oct 06, 2024  
 1 at Buffalo Bills, Sep 23, 2024  
 ...1 more at 1.

**All-Purpose Yards** 65 vs. Cleveland Browns, Sep 15, 2024  
 27 vs. Indianapolis Colts, Oct 15, 2023

**Most TDs** 1 vs. Indianapolis Colts, Oct 06, 2024  
 1 at Buffalo Bills, Sep 23, 2024  
 ...1 more at 1.

**2024 GAME-BY-GAME REGULAR-SEASON STATISTICS (JAGUARS)**

| DATE               | OPPONENT    | P/S        | RECEIVING |            |             |           |          | RUSHING  |          |            |          |          | W/L        | SCORE |
|--------------------|-------------|------------|-----------|------------|-------------|-----------|----------|----------|----------|------------|----------|----------|------------|-------|
|                    |             |            | NO.       | YDS.       | AVG.        | LG        | TD       | NO.      | YDS.     | AVG.       | LG       | TD       |            |       |
| 09/08              | at Dolphins | P          | 0         | 0          | 0.0         | 0         | 0        | 0        | 0        | 0.0        | 0        | 0        | L          | 17-20 |
| 09/15              | Browns      | S          | 3         | 65         | 21.7        | 30        | 0        | 0        | 0        | 0.0        | 0        | 0        | L          | 13-18 |
| 09/23              | at Bills    | S          | 2         | 12         | 6.0         | 6t        | 1        | 0        | 0        | 0.0        | 0        | 0        | L          | 10-47 |
| 09/29              | at Texans   | S          | 3         | 19         | 6.3         | 11        | 0        | 0        | 0        | 0.0        | 0        | 0        | L          | 20-24 |
| 10/06              | Colts       | S          | 4         | 24         | 6.0         | 12        | 1        | 0        | 0        | 0.0        | 0        | 0        | W          | 37-34 |
| 10/13              | at Bears    | P          | 1         | 11         | 11.0        | 11        | 0        | 0        | 0        | 0.0        | 0        | 0        | L          | 16-35 |
| <b>2024 TOTALS</b> |             | <b>6-4</b> | <b>13</b> | <b>131</b> | <b>10.1</b> | <b>30</b> | <b>2</b> | <b>0</b> | <b>0</b> | <b>0.0</b> | <b>0</b> | <b>0</b> | <b>1-5</b> |       |

**2023 GAME-BY-GAME REGULAR-SEASON STATISTICS (JAGUARS)**

| DATE               | OPPONENT      | P/S         | RECEIVING |           |            |           |          | RUSHING  |          |            |          |          | W/L        | SCORE  |
|--------------------|---------------|-------------|-----------|-----------|------------|-----------|----------|----------|----------|------------|----------|----------|------------|--------|
|                    |               |             | NO.       | YDS.      | AVG.       | LG        | TD       | NO.      | YDS.     | AVG.       | LG       | TD       |            |        |
| 09/10              | at Colts      | P           | 0         | 0         | 0.0        | 0         | 0        | 0        | 0        | 0.0        | 0        | 0        | W          | 31-21  |
| 09/17              | Chiefs        | P           | 0         | 0         | 0.0        | 0         | 0        | 0        | 0        | 0.0        | 0        | 0        | L          | 9-17   |
| 09/24              | Texans        | P           | 2         | 7         | 3.5        | 4         | 0        | 0        | 0        | 0.0        | 0        | 0        | L          | 17-37  |
| 10/01              | Falcons       | P           | 0         | 0         | 0.0        | 0         | 0        | 0        | 0        | 0.0        | 0        | 0        | W          | 23-7   |
| 10/08              | at Bills      | P           | 0         | 0         | 0.0        | 0         | 0        | 0        | 0        | 0.0        | 0        | 0        | W          | 25-20  |
| 10/15              | Colts         | S           | 2         | 27        | 13.5       | 17        | 1        | 0        | 0        | 0.0        | 0        | 0        | W          | 37-20  |
| 10/19              | at Saints     | P           | 0         | 0         | 0.0        | 0         | 0        | 0        | 0        | 0.0        | 0        | 0        | W          | 31-24  |
| 10/29              | at Steelers   | P           | 0         | 0         | 0.0        | 0         | 0        | 0        | 0        | 0.0        | 0        | 0        | W          | 20-10  |
| 11/12              | 49ers         | P           | 0         | 0         | 0.0        | 0         | 0        | 0        | 0        | 0.0        | 0        | 0        | L          | 3-34   |
| 11/19              | Titans        | S           | 0         | 0         | 0.0        | 0         | 0        | 0        | 0        | 0.0        | 0        | 0        | W          | 34-14  |
| 11/26              | at Texans     | P           | 0         | 0         | 0.0        | 0         | 0        | 0        | 0        | 0.0        | 0        | 0        | W          | 24-21  |
| 12/04              | Bengals       |             |           |           |            |           |          |          |          |            |          |          | L          | 31-34+ |
| 12/10              | at Browns     |             |           |           |            |           |          |          |          |            |          |          | L          | 27-31  |
| 12/17              | Ravens        |             |           |           |            |           |          |          |          |            |          |          | L          | 7-23   |
| 12/24              | at Buccaneers | S           | 0         | 0         | 0.0        | 0         | 0        | 0        | 0        | 0.0        | 0        | 0        | L          | 12-30  |
| 12/31              | Panthers      | S           | 1         | 1         | 1.0        | 1         | 0        | 0        | 0        | 0.0        | 0        | 0        | W          | 26-0   |
| 01/07              | at Titans     | P           | 0         | 0         | 0.0        | 0         | 0        | 0        | 0        | 0.0        | 0        | 0        | L          | 20-28  |
| <b>2023 TOTALS</b> |               | <b>14-4</b> | <b>5</b>  | <b>35</b> | <b>7.0</b> | <b>17</b> | <b>1</b> | <b>0</b> | <b>0</b> | <b>0.0</b> | <b>0</b> | <b>0</b> | <b>9-8</b> |        |


+ - Overtime





## DANIEL THOMAS | 20

**POSITION:** SAFETY  
**HT:** 5-10 | **WT:** 215 | **DOB:** 7-1-1998  
**COLLEGE:** AUBURN  
**HOMETOWN:** MONTGOMERY, ALA.  
**ACQ:** D5A-'20  
**EXP:** 5th YEAR

 @gamechanger021  
 @daniel\_\_dt21

### KEY TRANSACTIONS

- Originally drafted by Jacksonville in the fifth round (157th overall) of the 2020 draft

### PRO

#### 2024 (Jaguars)

- 10/6 vs. IND:** Inactive
- 9/29 at HOU:** Saw action on special teams and recorded his first career fumble recovery... Added two tackles (one solo) on defense
- 9/23 at BUF:** Saw action at safety and recorded one tackle
- 9/15 vs. CLE:** Saw action at safety and recorded one tackle on special teams
- 9/8 at MIA:** Inactive due to injury

#### 2023 (Jaguars)

- Appeared in 15 games and recorded seven special teams tackles and one tackle on defense
- 12/17 vs. BAL:** Assisted on one tackle on defense and recorded one tackle on special teams
- 10/29 at PIT:** Recorded a 21-yard kickoff return, the first return of his career
- 10/15 vs. IND:** Recorded two solo tackles on special teams

#### 2022 (Jaguars)

- Saw action in 15 regular season games and both postseason games... In the regular season, he posted three tackles (two solo) on defense and five tackles (three solo) on special teams
- 12/11 at TEN:** Saw action on defense and special teams and recorded three tackles (two solo)
- 10/30 vs. DEN:** Saw action on 20 special teams snaps and recorded one special teams tackle

#### 2021 (Jaguars)

- Appeared in 16 games and posted 24 tackles
- 1/9 vs. IND:** Started at safety and recorded four total tackles
- 1/2 at N.E.:** Started at safety and posted eight total tackles (five solo)
- 12/26 at NYJ:** Saw action on defense and special teams and recorded six total tackles (three solo)
- 9/19 vs. DEN:** Saw action in 15 special teams snaps

#### 2020 (Jaguars)

- Appeared in nine games, making one start, before being placed on the reserve/injured list on Nov. 24 with an arm injury... Season totals include 15 tackles (13 solo), three special teams tackles, two passes defended and one INT... Also blocked a punt and returned it for a TD in Week 7 vs. LAC, becoming the first Jaguars player to score on a blocked punt since CB Mike Harris in 2012
- 11/22 vs. PIT:** Made his second consecutive start, recording his first career interception off a pass from QB Ben Roethlisberger before exiting the game early with an arm injury
- 10/25 at LAC:** Saw action at safety, posting one tackle, and on special teams, blocking a punt and returning it 16 yards for a third-quarter TD
- 9/13 vs. IND:** Saw action on special teams in his NFL debut and made one special teams tackle

### COLLEGE

- Played 51 games at Auburn during his four-year career, amassing 199 tackles (124 solo), 13 passes defended, 9.0 tackles for loss, five INTs, three forced fumbles and two fumble recoveries
- Two-year starter at safety who was also a team captain during his senior campaign in 2019

### PERSONAL

- In July 2024, participated on a mission trip to Zimbabwe
- Attended Robert E. Lee (Alabama) High School, where he recorded 87 tackles, seven INTs, five tackles for loss, three punt return TDs and two INT returns for a TD
- Also played basketball, track and tennis
- Son of Regina and Stanley Thomas
- Has three brothers: Davy, Mario and Joshua
- Received the 2019 Hard-Fighting Soldier Award for his leadership in the Fellowship of Christian Athletes amid adversity



**DANIEL THOMAS' NFL REGULAR SEASON DEFENSIVE STATISTICS**

| DATE              | TEAM    | GP        | TACKLES  |           |           |           |          |          |            | INTERCEPTIONS |          |          |           |           | O. FUMB  |          |          |          | ST       |          |           |           | MISC     |          |          |          |   |
|-------------------|---------|-----------|----------|-----------|-----------|-----------|----------|----------|------------|---------------|----------|----------|-----------|-----------|----------|----------|----------|----------|----------|----------|-----------|-----------|----------|----------|----------|----------|---|
|                   |         |           | GS       | TK        | S         | A         | TFL      | YDS      | SK         | YDS           | QBH      | NO       | YDS       | LG        | TD       | PD       | FF       | FR       | TD       | YDS      | TK        | S         | A        | FF       | FR       | S        | A |
| 2020              | Jaguars | 10        | 2        | 15        | 13        | 2         | 0        | 0        | 0.0        | 0.0           | 0        | 1        | 53        | 53        | 0        | 2        | 0        | 0        | 0        | 0        | 3         | 3         | 0        | 0        | 0        | 0        | 0 |
| 2021              | Jaguars | 16        | 2        | 24        | 16        | 8         | 0        | 0        | 0.0        | 0.0           | 0        | 0        | 0         | 0         | 0        | 0        | 0        | 0        | 0        | 0        | 3         | 1         | 2        | 0        | 0        | 0        |   |
| 2022              | Jaguars | 15        | 0        | 3         | 2         | 1         | 0        | 0        | 0.0        | 0.0           | 0        | 0        | 0         | 0         | 0        | 0        | 0        | 0        | 0        | 0        | 5         | 3         | 2        | 0        | 0        | 0        |   |
| 2023              | Jaguars | 15        | 0        | 1         | 0         | 1         | 0        | 0        | 0.0        | 0.0           | 0        | 0        | 0         | 0         | 0        | 0        | 0        | 0        | 0        | 0        | 7         | 7         | 0        | 0        | 0        | 0        |   |
| 2024              | Jaguars | 4         | 0        | 3         | 1         | 2         | 0        | 0        | 0.0        | 0.0           | 0        | 0        | 0         | 0         | 0        | 0        | 0        | 0        | 0        | 0        | 1         | 1         | 0        | 0        | 1        | 0        |   |
| <b>NFL TOTALS</b> |         | <b>60</b> | <b>4</b> | <b>46</b> | <b>32</b> | <b>14</b> | <b>0</b> | <b>0</b> | <b>0.0</b> | <b>0.0</b>    | <b>0</b> | <b>1</b> | <b>53</b> | <b>53</b> | <b>0</b> | <b>2</b> | <b>0</b> | <b>0</b> | <b>0</b> | <b>0</b> | <b>19</b> | <b>15</b> | <b>4</b> | <b>0</b> | <b>1</b> | <b>0</b> |   |

**DANIEL THOMAS' NFL POSTSEASON DEFENSIVE STATISTICS**

| DATE              | TEAM    | GP       | TACKLES  |          |          |          |          |          |            | INTERCEPTIONS |          |          |          |          | O. FUMB  |          |          |          | ST       |          |          |          | MISC     |          |          |          |   |
|-------------------|---------|----------|----------|----------|----------|----------|----------|----------|------------|---------------|----------|----------|----------|----------|----------|----------|----------|----------|----------|----------|----------|----------|----------|----------|----------|----------|---|
|                   |         |          | GS       | TK       | S        | A        | TFL      | YDS      | SK         | YDS           | QBH      | NO       | YDS      | LG       | TD       | PD       | FF       | FR       | TD       | YDS      | TK       | S        | A        | FF       | FR       | S        | A |
| 2022              | Jaguars | 2        | 0        | 0        | 0        | 0        | 0        | 0        | 0.0        | 0.0           | 0        | 0        | 0        | 0        | 0        | 0        | 0        | 0        | 0        | 0        | 1        | 0        | 1        | 0        | 0        | 0        | 0 |
| <b>NFL TOTALS</b> |         | <b>2</b> | <b>0</b> | <b>0</b> | <b>0</b> | <b>0</b> | <b>0</b> | <b>0</b> | <b>0.0</b> | <b>0.0</b>    | <b>0</b> | <b>0</b> | <b>0</b> | <b>0</b> | <b>0</b> | <b>0</b> | <b>0</b> | <b>0</b> | <b>0</b> | <b>0</b> | <b>1</b> | <b>0</b> | <b>1</b> | <b>0</b> | <b>0</b> | <b>0</b> |   |

**SINGLE-GAME HIGHS: DEFENSIVE**

**Total Tackles** 8 at New England Patriots, Jan 02, 2022  
 7 at Green Bay Packers, Nov 15, 2020  
 ...1 more at 7.

**Solo Tackles** 7 at Houston Texans, Oct 11, 2020  
 5 at New England Patriots, Jan 02, 2022  
 ...1 more at 5.

**Passes Defensed** 2 vs. Pittsburgh Steelers, Nov 22, 2020

**Interceptions** 1 vs. Pittsburgh Steelers, Nov 22, 2020  
**Interception Return Yards** 53 vs. Pittsburgh Steelers, Nov 22, 2020  
**Special Teams Tackles** 2 vs. Indianapolis Colts, Oct 15, 2023  
 2 at Cincinnati Bengals, Sep 30, 2021

**2024 GAME-BY-GAME REGULAR-SEASON STATISTICS (JAGUARS)**

| DATE               | OPPONENT    | P/S        | TACKLES          |          |          |            |            |          |          | INTERCEPTIONS |          |          |          |          | O. FUMB  |          |          |          | ST       |          |          |          | MISC     |          | SCORE    |          |            |       |       |   |       |
|--------------------|-------------|------------|------------------|----------|----------|------------|------------|----------|----------|---------------|----------|----------|----------|----------|----------|----------|----------|----------|----------|----------|----------|----------|----------|----------|----------|----------|------------|-------|-------|---|-------|
|                    |             |            | TK               | S        | A        | SK         | YDS        | TFL      | YDS      | QBH           | NO       | YDS      | LG       | TD       | PD       | FF       | FR       | TD       | YDS      | TK       | S        | A        | FF       | FR       |          | S        | A          | W/L/T |       |   |       |
| 09/08              | at Dolphins |            | ON INACTIVE LIST |          |          |            |            |          |          |               |          |          |          |          |          |          |          |          |          |          |          |          |          |          |          |          |            |       |       | L | 17-20 |
| 09/15              | Browns      | P          | 0                | 0        | 0        | 0.0        | 0.0        | 0        | 0        | 0             | 0        | 0        | 0        | 0        | 0        | 0        | 0        | 0        | 0        | 1        | 1        | 0        | 0        | 0        | 0        | 0        | 0          | L     | 13-18 |   |       |
| 09/23              | at Bills    | P          | 1                | 0        | 1        | 0.0        | 0.0        | 0        | 0        | 0             | 0        | 0        | 0        | 0        | 0        | 0        | 0        | 0        | 0        | 0        | 0        | 0        | 0        | 0        | 0        | 0        | L          | 10-47 |       |   |       |
| 09/29              | at Texans   | P          | 2                | 1        | 1        | 0.0        | 0.0        | 0        | 0        | 0             | 0        | 0        | 0        | 0        | 0        | 0        | 0        | 0        | 0        | 0        | 0        | 0        | 0        | 1        | 0        | 0        | L          | 20-24 |       |   |       |
| 10/06              | Colts       |            | ON INACTIVE LIST |          |          |            |            |          |          |               |          |          |          |          |          |          |          |          |          |          |          |          |          |          |          |          |            |       |       | W | 37-34 |
| 10/13              | at Bears    | P          | 0                | 0        | 0        | 0.0        | 0.0        | 0        | 0        | 0             | 0        | 0        | 0        | 0        | 0        | 0        | 0        | 0        | 0        | 0        | 0        | 0        | 0        | 0        | 0        | 0        | L          | 16-35 |       |   |       |
| <b>2024 TOTALS</b> |             | <b>4-0</b> | <b>3</b>         | <b>1</b> | <b>2</b> | <b>0.0</b> | <b>0.0</b> | <b>0</b> | <b>0</b> | <b>0</b>      | <b>0</b> | <b>0</b> | <b>0</b> | <b>0</b> | <b>0</b> | <b>0</b> | <b>0</b> | <b>0</b> | <b>0</b> | <b>1</b> | <b>1</b> | <b>0</b> | <b>0</b> | <b>1</b> | <b>0</b> | <b>0</b> | <b>1-5</b> |       |       |   |       |

**2023 GAME-BY-GAME REGULAR-SEASON STATISTICS (JAGUARS)**

| DATE               | OPPONENT      | P/S         | TACKLES         |          |          |            |            |          |          | INTERCEPTIONS |          |          |          |          | O. FUMB  |          |          |          | ST       |          |          |          | MISC     |          | SCORE    |          |            |        |  |   |       |
|--------------------|---------------|-------------|-----------------|----------|----------|------------|------------|----------|----------|---------------|----------|----------|----------|----------|----------|----------|----------|----------|----------|----------|----------|----------|----------|----------|----------|----------|------------|--------|--|---|-------|
|                    |               |             | TK              | S        | A        | SK         | YDS        | TFL      | YDS      | QBH           | NO       | YDS      | LG       | TD       | PD       | FF       | FR       | TD       | YDS      | TK       | S        | A        | FF       | FR       |          | S        | A          | W/L    |  |   |       |
| 09/10              | at Colts      | P           | 0               | 0        | 0        | 0.0        | 0.0        | 0        | 0        | 0             | 0        | 0        | 0        | 0        | 0        | 0        | 0        | 0        | 0        | 1        | 1        | 0        | 0        | 0        | 0        | 0        | W          | 31-21  |  |   |       |
| 09/17              | Chiefs        | P           | 0               | 0        | 0        | 0.0        | 0.0        | 0        | 0        | 0             | 0        | 0        | 0        | 0        | 0        | 0        | 0        | 0        | 0        | 1        | 1        | 0        | 0        | 0        | 0        | 0        | L          | 9-17   |  |   |       |
| 09/24              | Texans        | P           | 0               | 0        | 0        | 0.0        | 0.0        | 0        | 0        | 0             | 0        | 0        | 0        | 0        | 0        | 0        | 0        | 0        | 0        | 1        | 1        | 0        | 0        | 0        | 0        | 0        | L          | 17-37  |  |   |       |
| 10/01              | Falcons       | P           | 0               | 0        | 0        | 0.0        | 0.0        | 0        | 0        | 0             | 0        | 0        | 0        | 0        | 0        | 0        | 0        | 0        | 0        | 0        | 0        | 0        | 0        | 0        | 0        | 0        | W          | 23-7   |  |   |       |
| 10/08              | at Bills      | P           | 0               | 0        | 0        | 0.0        | 0.0        | 0        | 0        | 0             | 0        | 0        | 0        | 0        | 0        | 0        | 0        | 0        | 0        | 0        | 0        | 0        | 0        | 0        | 0        | 0        | W          | 25-20  |  |   |       |
| 10/15              | Colts         | P           | 0               | 0        | 0        | 0.0        | 0.0        | 0        | 0        | 0             | 0        | 0        | 0        | 0        | 0        | 0        | 0        | 0        | 2        | 2        | 0        | 0        | 0        | 0        | 0        | 0        | W          | 37-20  |  |   |       |
| 10/19              | at Saints     | P           | 0               | 0        | 0        | 0.0        | 0.0        | 0        | 0        | 0             | 0        | 0        | 0        | 0        | 0        | 0        | 0        | 0        | 0        | 0        | 0        | 0        | 0        | 0        | 0        | 0        | W          | 31-24  |  |   |       |
| 10/29              | at Steelers   | P           | 0               | 0        | 0        | 0.0        | 0.0        | 0        | 0        | 0             | 0        | 0        | 0        | 0        | 0        | 0        | 0        | 0        | 0        | 0        | 0        | 0        | 0        | 0        | 0        | 0        | W          | 20-10  |  |   |       |
| 11/12              | 49ers         | P           | 0               | 0        | 0        | 0.0        | 0.0        | 0        | 0        | 0             | 0        | 0        | 0        | 0        | 0        | 0        | 0        | 0        | 0        | 0        | 0        | 0        | 0        | 0        | 0        | 0        | L          | 3-34   |  |   |       |
| 11/19              | Titans        | P           | 0               | 0        | 0        | 0.0        | 0.0        | 0        | 0        | 0             | 0        | 0        | 0        | 0        | 0        | 0        | 0        | 0        | 0        | 0        | 0        | 0        | 0        | 0        | 0        | 0        | W          | 34-14  |  |   |       |
| 11/26              | at Texans     | P           | 0               | 0        | 0        | 0.0        | 0.0        | 0        | 0        | 0             | 0        | 0        | 0        | 0        | 0        | 0        | 0        | 0        | 0        | 0        | 0        | 0        | 0        | 0        | 0        | 0        | W          | 24-21  |  |   |       |
| 12/04              | Bengals       | P           | 0               | 0        | 0        | 0.0        | 0.0        | 0        | 0        | 0             | 0        | 0        | 0        | 0        | 0        | 0        | 0        | 0        | 0        | 0        | 0        | 0        | 0        | 0        | 0        | 0        | L          | 31-34+ |  |   |       |
| 12/10              | at Browns     | P           | 0               | 0        | 0        | 0.0        | 0.0        | 0        | 0        | 0             | 0        | 0        | 0        | 0        | 0        | 0        | 0        | 0        | 0        | 1        | 1        | 0        | 0        | 0        | 0        | 0        | L          | 27-31  |  |   |       |
| 12/17              | Ravens        | P           | 1               | 0        | 1        | 0.0        | 0.0        | 0        | 0        | 0             | 0        | 0        | 0        | 0        | 0        | 0        | 0        | 0        | 0        | 1        | 1        | 0        | 0        | 0        | 0        | 0        | L          | 7-23   |  |   |       |
| 12/24              | at Buccaneers | P           | 0               | 0        | 0        | 0.0        | 0.0        | 0        | 0        | 0             | 0        | 0        | 0        | 0        | 0        | 0        | 0        | 0        | 0        | 0        | 0        | 0        | 0        | 0        | 0        | 0        | L          | 12-30  |  |   |       |
| 12/31              | Panthers      |             | INJURED RESERVE |          |          |            |            |          |          |               |          |          |          |          |          |          |          |          |          |          |          |          |          |          |          |          |            |        |  | W | 26-0  |
| 01/07              | at Titans     |             | INJURED RESERVE |          |          |            |            |          |          |               |          |          |          |          |          |          |          |          |          |          |          |          |          |          |          |          |            |        |  | L | 20-28 |
| <b>2023 TOTALS</b> |               | <b>15-0</b> | <b>1</b>        | <b>0</b> | <b>1</b> | <b>0.0</b> | <b>0.0</b> | <b>0</b> | <b>0</b> | <b>0</b>      | <b>0</b> | <b>0</b> | <b>0</b> | <b>0</b> | <b>0</b> | <b>0</b> | <b>0</b> | <b>0</b> | <b>0</b> | <b>7</b> | <b>7</b> | <b>0</b> | <b>0</b> | <b>0</b> | <b>0</b> | <b>0</b> | <b>9-8</b> |        |  |   |       |

+ - Overtime





**2023 GAME-BY-GAME REGULAR-SEASON STATISTICS (JAGUARS)**

| DATE               | OPPONENT      | P/S         | KICKOFF RETURNS |           |             |           |          |                 | PUNT RETURNS |          |          |            |          |          | W/L      | SCORE      |        |
|--------------------|---------------|-------------|-----------------|-----------|-------------|-----------|----------|-----------------|--------------|----------|----------|------------|----------|----------|----------|------------|--------|
|                    |               |             | RET             | YDS       | AVG         | LG        | TD       | NO              | FC           | YDS      | AVG      | LG         | TD       |          |          |            |        |
| 09/10              | at Colts      | P           | 0               | 0         | 0.0         | 0         | 0        | 0               | 0            | 0        | 0        | 0.0        | 0        | 0        | 0        | W          | 31-21  |
| 09/17              | Chiefs        | P           | 0               | 0         | 0.0         | 0         | 0        | 0               | 0            | 0        | 0        | 0.0        | 0        | 0        | 0        | L          | 9-17   |
| 09/24              | Texans        | P           | 0               | 0         | 0.0         | 0         | 0        | 0               | 0            | 0        | 0        | 0.0        | 0        | 0        | 0        | L          | 17-37  |
| 10/01              | Falcons       | P           | 0               | 0         | 0.0         | 0         | 0        | 0               | 0            | 0        | 0        | 0.0        | 0        | 0        | 0        | W          | 23-7   |
| 10/08              | at Bills      | P           | 0               | 0         | 0.0         | 0         | 0        | 0               | 0            | 0        | 0        | 0.0        | 0        | 0        | 0        | W          | 25-20  |
| 10/15              | Colts         | P           | 0               | 0         | 0.0         | 0         | 0        | 0               | 0            | 0        | 0        | 0.0        | 0        | 0        | 0        | W          | 37-20  |
| 10/19              | at Saints     | P           | 0               | 0         | 0.0         | 0         | 0        | 0               | 0            | 0        | 0        | 0.0        | 0        | 0        | 0        | W          | 31-24  |
| 10/29              | at Steelers   | P           | 1               | 21        | 21.0        | 21        | 0        | 0               | 0            | 0        | 0        | 0.0        | 0        | 0        | 0        | W          | 20-10  |
| 11/12              | 49ers         | P           | 0               | 0         | 0.0         | 0         | 0        | 0               | 0            | 0        | 0        | 0.0        | 0        | 0        | 0        | L          | 3-34   |
| 11/19              | Titans        | P           | 0               | 0         | 0.0         | 0         | 0        | 0               | 0            | 0        | 0        | 0.0        | 0        | 0        | 0        | W          | 34-14  |
| 11/26              | at Texans     | P           | 0               | 0         | 0.0         | 0         | 0        | 0               | 0            | 0        | 0        | 0.0        | 0        | 0        | 0        | W          | 24-21  |
| 12/04              | Bengals       | P           | 0               | 0         | 0.0         | 0         | 0        | 0               | 0            | 0        | 0        | 0.0        | 0        | 0        | 0        | L          | 31-34+ |
| 12/10              | at Browns     | P           | 0               | 0         | 0.0         | 0         | 0        | 0               | 0            | 0        | 0        | 0.0        | 0        | 0        | 0        | L          | 27-31  |
| 12/17              | Ravens        | P           | 0               | 0         | 0.0         | 0         | 0        | 0               | 0            | 0        | 0        | 0.0        | 0        | 0        | 0        | L          | 7-23   |
| 12/24              | at Buccaneers | P           | 0               | 0         | 0.0         | 0         | 0        | 0               | 0            | 0        | 0        | 0.0        | 0        | 0        | 0        | L          | 12-30  |
| 12/31              | Panthers      |             |                 |           |             |           |          | INJURED RESERVE |              |          |          |            |          |          | W        | 26-0       |        |
| 01/07              | at Titans     |             |                 |           |             |           |          | INJURED RESERVE |              |          |          |            |          |          | L        | 20-28      |        |
| <b>2023 TOTALS</b> |               | <b>15-0</b> | <b>1</b>        | <b>21</b> | <b>21.0</b> | <b>21</b> | <b>0</b> | <b>0</b>        | <b>0</b>     | <b>0</b> | <b>0</b> | <b>0.0</b> | <b>0</b> | <b>0</b> | <b>0</b> | <b>9-8</b> |        |

+ - Overtime





# BRIAN THOMAS JR. | 7

**POSITION:** WIDE RECEIVER  
**HT:** 6-2 | **WT:** 209 | **DOB:** 10-8-2002  
**COLLEGE:** LSU  
**HOMETOWN:** WALKER, LA.  
**ACQ:** D1-'24  
**EXP:** R

BrianThomas\_11  
 brian.thomas11

## KEY TRANSACTIONS

- Originally drafted by Jacksonville in the first round (23rd overall) in the 2024 draft

## PRO

- Thomas Jr.'s 397 yards rank first among rookies and sixth in the NFL
- Thomas Jr. joins wide receivers Zay Flowers, Puka Nacua, Ja'Marr Chase, CeeDee Lamb, Amari Cooper, Terry McLaurin and Andre Johnson as the only rookie receivers to record at least 45 yards in each of their first five games
- Thomas Jr.'s 275 receiving yards through Week 4 were the most by any Jaguars rookie through their first four games in franchise history

## 2024 (Jaguars)

- Nominated three times for NFL Rookie of the Week for his performances in Week 1 at Miami, Week 4 at Houston and Week 5 vs. Indianapolis
- 10/6 vs. IND:** Recorded 122 yards and touchdown on five receptions... His 85-yard touchdown reception is the longest by a rookie in franchise history and the second-longest in the NFL this season trailing only WR Justin Jefferson (97 yards)... He recorded his third-consecutive game with at least five receptions, becoming the fifth rookie in franchise history to accomplish the feat... Thomas Jr. is the sixth rookie in Jaguars history to reach 100-plus receiving yards in a game and the first since WR Keelan Cole in 2017
- 9/29 at HOU:** Recorded 86 yards and one touchdown on a season-high six receptions
- 9/23 at BUF:** Started at wide receiver and caught five receptions for 48 yards
- 9/15 vs. CLE:** Caught one reception for 66 yards... His 66-yard catch is the fifth-longest reception for a rookie in franchise history and the longest by a rookie this season
- 9/8 at MIA:** Saw action at wide receiver and recorded 47 yards and a touchdown on four receptions... He is the first Jaguars non-quarterback rookie first-rounder to score a TD in his NFL debut since Leonard Fournette in 2017... Thomas Jr. is the sixth rookie wide receiver to catch a touchdown in his NFL debut in franchise history

## COLLEGE

- In three seasons at LSU, he recorded 127 receptions for 1,897 yards and 24 touchdowns
- During his junior season (2023), he led the nation in receiving touchdowns with 17
- Named 2023 Third-Team All-America by Associated Press and named Second-Team All-SEC by Associated Press and coaches
- Thomas' 24 career receiving touchdowns tied for third-most in program history, alongside WR Justin Jefferson

## PERSONAL

- Son of Brian Thomas Sr. and Sandra Thomas
- Ranked as the number four player in Louisiana in 2020 and participated in the Adidas All-American Bowl
- Recorded 30 passes for 507 yards and seven touchdowns as a senior (2020) and recorded 75 passes for 1,272 yards and 17 touchdowns as a junior (2019)
- Was a dual sport athlete in high school, also participating in basketball... named Most Outstanding Player in the state title game in 2018 after scoring 20 points and grabbing eight rebounds in a win over Landry-Walker High School

### BRIAN THOMAS JR.'S NFL REGULAR SEASON RUSHING/RECEIVING STATISTICS

| DATE              | TEAM    | RECEIVING |          |           |            |             |            |          | RUSHING  |           |             |           |          |
|-------------------|---------|-----------|----------|-----------|------------|-------------|------------|----------|----------|-----------|-------------|-----------|----------|
|                   |         | GP        | GS       | NO.       | YDS.       | AVG.        | LG         | TD       | NO.      | YDS.      | AVG.        | LG        | TD       |
| 2024              | Jaguars | 6         | 5        | 25        | 424        | 17.0        | 85t        | 3        | 1        | 13        | 13.0        | 13        | 0        |
| <b>NFL TOTALS</b> |         | <b>6</b>  | <b>5</b> | <b>25</b> | <b>424</b> | <b>17.0</b> | <b>85T</b> | <b>3</b> | <b>1</b> | <b>13</b> | <b>13.0</b> | <b>13</b> | <b>0</b> |

### BRIAN THOMAS JR.'S NFL REGULAR SEASON RETURN STATISTICS

| DATE              | TEAM    | KICKOFF RETURNS |          |            |          |          | PUNT RETURNS |          |          |            |          |          |
|-------------------|---------|-----------------|----------|------------|----------|----------|--------------|----------|----------|------------|----------|----------|
|                   |         | RET.            | YDS.     | AVG.       | LG       | TD       | NO.          | FC       | YDS.     | AVG.       | LG       | TD       |
| 2024              | Jaguars | 0               | 0        | 0.0        | 0        | 0        | 0            | 0        | 0        | 0.0        | 0        | 0        |
| <b>NFL TOTALS</b> |         | <b>0</b>        | <b>0</b> | <b>0.0</b> | <b>0</b> | <b>0</b> | <b>0</b>     | <b>0</b> | <b>0</b> | <b>0.0</b> | <b>0</b> | <b>0</b> |



**SINGLE-GAME HIGHS: RUSHING/RECEIVING**

**Longest Runs** 13 at Houston Texans, Sep 29, 2024  
**Receptions** 6 at Houston Texans, Sep 29, 2024  
 5 vs. Indianapolis Colts, Oct 06, 2024  
 ...1 more at 5.  
**Receiving Yards** 122 vs. Indianapolis Colts, Oct 06, 2024  
 94 vs. Cleveland Browns, Sep 15, 2024  
**Receiving Average** 24.4 vs. Indianapolis Colts, Oct 06, 2024  
 14.3 at Houston Texans, Sep 29, 2024  
**Longest Receptions** 85t vs. Indianapolis Colts, Oct 06, 2024  
 66 vs. Cleveland Browns, Sep 15, 2024

**Receiving TDs** 1 vs. Indianapolis Colts, Oct 06, 2024  
 1 at Houston Texans, Sep 29, 2024  
 ...1 more at 1.  
**All-Purpose Yards** 122 vs. Indianapolis Colts, Oct 06, 2024  
 99 at Houston Texans, Sep 29, 2024  
**Most TDs** 1 vs. Indianapolis Colts, Oct 06, 2024  
 1 at Houston Texans, Sep 29, 2024  
 ...1 more at 1.  
**Scrimmage Yards** 122 vs. Indianapolis Colts, Oct 06, 2024  
 99 at Houston Texans, Sep 29, 2024

**100-YARD RECEIVING GAMES (1): REGULAR SEASON**

| DATE     | TEAM  | NO. | YDS. | AVG. | LG  | TD |
|----------|-------|-----|------|------|-----|----|
| 10/06/24 | COLTS | 5   | 122  | 24.4 | 85t | 1  |

**2024 GAME-BY-GAME REGULAR-SEASON STATISTICS (JAGUARS)**

| DATE               | OPPONENT    | P/S        | RECEIVING |            |             |            |          | RUSHING  |           |             |           |          | W/L        | SCORE |
|--------------------|-------------|------------|-----------|------------|-------------|------------|----------|----------|-----------|-------------|-----------|----------|------------|-------|
|                    |             |            | NO.       | YDS.       | AVG.        | LG         | TD       | NO.      | YDS.      | AVG.        | LG        | TD       |            |       |
| 09/08              | at Dolphins | P          | 4         | 47         | 11.8        | 18         | 1        | 0        | 0         | 0.0         | 0         | 0        | L          | 17-20 |
| 09/15              | Browns      | S          | 2         | 94         | 47.0        | 66         | 0        | 0        | 0         | 0.0         | 0         | 0        | L          | 13-18 |
| 09/23              | at Bills    | S          | 5         | 48         | 9.6         | 16         | 0        | 0        | 0         | 0.0         | 0         | 0        | L          | 10-47 |
| 09/29              | at Texans   | S          | 6         | 86         | 14.3        | 32         | 1        | 1        | 13        | 13.0        | 13        | 0        | L          | 20-24 |
| 10/06              | Colts       | S          | 5         | 122        | 24.4        | 85t        | 1        | 0        | 0         | 0.0         | 0         | 0        | W          | 37-34 |
| 10/13              | at Bears    | S          | 3         | 27         | 9.0         | 13         | 0        | 0        | 0         | 0.0         | 0         | 0        | L          | 16-35 |
| <b>2024 TOTALS</b> |             | <b>6-5</b> | <b>25</b> | <b>424</b> | <b>17.0</b> | <b>85T</b> | <b>3</b> | <b>1</b> | <b>13</b> | <b>13.0</b> | <b>13</b> | <b>0</b> | <b>1-5</b> |       |

**BRIAN THOMAS JR.'S COLLEGE RUSHING/RECEIVING STATISTICS**

| DATE          | TEAM | GP        | GS        | RUSHING  |          |            |          |          | RECEIVING  |              |             |           |           |
|---------------|------|-----------|-----------|----------|----------|------------|----------|----------|------------|--------------|-------------|-----------|-----------|
|               |      |           |           | NO.      | YDS.     | AVG.       | LG       | TD       | NO.        | YDS.         | AVG.        | LG        | TD        |
| 2021          | LSU  | 12        | 9         | 2        | 6        | 3.0        | 5        | 0        | 28         | 359          | 12.8        | 42        | 2         |
| 2022          | LSU  | 13        | 6         | 0        | 0        | 0.0        | 0        | 0        | 31         | 361          | 11.6        | 57        | 5         |
| 2023          | LSU  | 13        | 12        | 1        | -6       | -6.0       | 0        | 0        | 68         | 1,177        | 17.3        | 86        | 17        |
| <b>TOTALS</b> |      | <b>38</b> | <b>27</b> | <b>3</b> | <b>0</b> | <b>0.0</b> | <b>5</b> | <b>0</b> | <b>127</b> | <b>1,897</b> | <b>14.9</b> | <b>86</b> | <b>24</b> |

**BRIAN THOMAS JR.'S COLLEGE RETURN STATISTICS**

| DATE          | TEAM | KICKOFF RETURNS |          |            |          |          | PUNT RETURNS |          |          |            |          |          |
|---------------|------|-----------------|----------|------------|----------|----------|--------------|----------|----------|------------|----------|----------|
|               |      | RET.            | YDS.     | AVG.       | LG       | TD       | NO.          | FC       | YDS.     | AVG.       | LG       | TD       |
| 2021          | LSU  | 0               | 0        | 0.0        | 0        | 0        | 0            | 0        | 0        | 0.0        | 0        | 0        |
| 2022          | LSU  | 0               | 0        | 0.0        | 0        | 0        | 0            | 0        | 0        | 0.0        | 0        | 0        |
| 2023          | LSU  | 0               | 0        | 0.0        | 0        | 0        | 0            | 0        | 0        | 0.0        | 0        | 0        |
| <b>TOTALS</b> |      | <b>0</b>        | <b>0</b> | <b>0.0</b> | <b>0</b> | <b>0</b> | <b>0</b>     | <b>0</b> | <b>0</b> | <b>0.0</b> | <b>0</b> | <b>0</b> |

**COLLEGE 2023 GAME-BY-GAME STATISTICS (LSU)**

| DATE               | OPPONENT           | P/S          | RUSHING  |           |             |          |          | RECEIVING |              |             |           |           | W/L         | SCORE |
|--------------------|--------------------|--------------|----------|-----------|-------------|----------|----------|-----------|--------------|-------------|-----------|-----------|-------------|-------|
|                    |                    |              | NO.      | YDS.      | AVG.        | LG       | TD       | NO.       | YDS.         | AVG.        | LG        | TD        |             |       |
| 09/03              | at Florida St.     | S            | 0        | 0         | 0.0         | 0        | 0        | 7         | 142          | 20.3        | 75        | 1         | W           | 45-24 |
| 09/09              | Grambling          | S            | 0        | 0         | 0.0         | 0        | 0        | 6         | 78           | 13.0        | 26        | 2         | W           | 72-10 |
| 09/16              | at Mississippi St. | P            | 0        | 0         | 0.0         | 0        | 0        | 7         | 60           | 8.6         | 19        | 0         | W           | 41-14 |
| 09/23              | Arkansas           | S            | 0        | 0         | 0.0         | 0        | 0        | 5         | 133          | 26.6        | 49        | 2         | W           | 34-31 |
| 09/30              | at Ole Miss        | S            | 0        | 0         | 0.0         | 0        | 0        | 8         | 124          | 15.5        | 34        | 3         | L           | 49-55 |
| 10/07              | at Missouri        | S            | 0        | 0         | 0.0         | 0        | 0        | 4         | 66           | 16.5        | 42        | 1         | W           | 49-39 |
| 10/14              | Auburn             | S            | 0        | 0         | 0.0         | 0        | 0        | 2         | 7            | 3.5         | 4         | 0         | W           | 48-18 |
| 10/21              | Army West Point    | S            | 0        | 0         | 0.0         | 0        | 0        | 3         | 122          | 40.7        | 86        | 2         | W           | 62-0  |
| 11/04              | at Alabama         | S            | 0        | 0         | 0.0         | 0        | 0        | 3         | 36           | 12.0        | 23        | 0         | L           | 28-42 |
| 11/11              | Florida            | S            | 0        | 0         | 0.0         | 0        | 0        | 6         | 150          | 25.0        | 52        | 2         | W           | 52-35 |
| 11/18              | Georgia St.        | S            | 1        | -6        | -6.0        | 0        | 0        | 4         | 103          | 25.8        | 70        | 1         | W           | 56-14 |
| 11/25              | Texas A&M          | S            | 0        | 0         | 0.0         | 0        | 0        | 5         | 58           | 11.6        | 23        | 1         | W           | 42-30 |
| 01/01              | Wisconsin          | S            | 0        | 0         | 0.0         | 0        | 0        | 8         | 98           | 12.3        | 38        | 2         | W           | 35-31 |
| <b>2023 TOTALS</b> |                    | <b>13-12</b> | <b>1</b> | <b>-6</b> | <b>-6.0</b> | <b>0</b> | <b>0</b> | <b>68</b> | <b>1,177</b> | <b>17.3</b> | <b>86</b> | <b>17</b> | <b>11-2</b> |       |





# COLE VAN LANEN | 70

**POSITION:** OFFENSIVE LINEMAN  
**HT:** 6-5 | **WT:** 312 | **DOB:** 4-23-1998  
**COLLEGE:** WISCONSIN  
**HOMETOWN:** GREEN BAY, WIS.  
**ACQ:** T (G.B.)-'22  
**EXP:** 4th YEAR

colevanlanen5  
 cole\_vanlanen



## KEY TRANSACTIONS

- Originally selected by Green Bay in the sixth round (214th overall) of the 2021 NFL Draft
- Traded to Jacksonville on 8/23/2022

## PRO

### 2024 (Jaguars)

- **10/6 vs. IND:** Inactive
- **9/29 at HOU:** Inactive
- **9/23 at BUF:** Inactive
- **9/15 vs. CLE:** Inactive
- **9/8 at MIA:** Inactive

### 2023 (Jaguars)

- Saw action in nine games
- **12/24 at T.B.:** Saw action on the offensive line and on special teams
- **9/24 vs. HOU:** Replaced Anton Harrison on the offensive line after he left the game with an ankle injury... Also saw action on special teams

### 2022 (Jaguars)

- Saw action in 16 regular season games and both postseason games
- **1/1 at HOU:** Saw action on offense and special teams
- **12/22 at NYJ:** Saw action on offense and special teams

### 2021 (Jaguars)

- Spent majority of the season on the practice squad... Appeared in one game

## COLLEGE

- Played in 45 games with 19 starts at left tackle in his four seasons with the Badgers, with 18 of those starts coming over his final two seasons
- Earned first-team All-Big Ten honors as a senior in 2020
- Helped the Badgers rank in the top 15 in the country in rushing in both 2018 (273.4 ypg, No. 6) and 2019 (233.1 ypg, No. 15) as RB Jonathan Taylor posted back-to-back 2,000-yard rushing seasons
- Received second-team All-Big Ten recognition from the coaches and media as a junior in 2019

## PERSONAL

- Swept discus and shot put titles at 2015 Wisconsin Division 1 state meet as a junior
- Invited to 2016 U.S. Army All-American Bowl
- Earned his degree in personal finance
- Father, Thomas, won the Wisconsin Division 2 state titles in discus and shot put for West De Pere (Wis.) High School in 1994

### COLE VAN LANEN'S NFL REGULAR SEASON STATISTICS

| DATE              | TEAM    | GP        | GS       |
|-------------------|---------|-----------|----------|
| 2021              | Packers | 1         | 0        |
| 2022              | Jaguars | 16        | 0        |
| 2023              | Jaguars | 9         | 0        |
| 2024              | Jaguars | 0         | 0        |
| <b>NFL TOTALS</b> |         | <b>26</b> | <b>0</b> |

### COLE VAN LANEN'S NFL POSTSEASON STATISTICS

| DATE              | TEAM    | GP       | GS       |
|-------------------|---------|----------|----------|
| 2021              | Packers | 0        | 0        |
| 2022              | Jaguars | 2        | 0        |
| <b>NFL TOTALS</b> |         | <b>2</b> | <b>0</b> |



**2024 GAME-BY-GAME REGULAR-SEASON STATISTICS (JAGUARS)**

| DATE               | OPPONENT    | P/S        |                  | W/L        | SCORE |
|--------------------|-------------|------------|------------------|------------|-------|
| 09/08              | at Dolphins |            | ON INACTIVE LIST | L          | 17-20 |
| 09/15              | Browns      |            | ON INACTIVE LIST | L          | 13-18 |
| 09/23              | at Bills    |            | ON INACTIVE LIST | L          | 10-47 |
| 09/29              | at Texans   |            | ON INACTIVE LIST | L          | 20-24 |
| 10/06              | Colts       |            | ON INACTIVE LIST | W          | 37-34 |
| 10/13              | at Bears    |            | ON INACTIVE LIST | L          | 16-35 |
| <b>2024 TOTALS</b> |             | <b>0-0</b> |                  | <b>1-5</b> |       |

**2023 GAME-BY-GAME REGULAR-SEASON STATISTICS (JAGUARS)**

| DATE               | OPPONENT      | P/S        |                           | W/L        | SCORE  |
|--------------------|---------------|------------|---------------------------|------------|--------|
| 09/10              | at Colts      | P          |                           | W          | 31-21  |
| 09/17              | Chiefs        | P          |                           | L          | 9-17   |
| 09/24              | Texans        | P          |                           | L          | 17-37  |
| 10/01              | Falcons       |            | DID NOT PLAY (NON-INJURY) | W          | 23-7   |
| 10/08              | at Bills      |            | ON INACTIVE LIST          | W          | 25-20  |
| 10/15              | Colts         | P          |                           | W          | 37-20  |
| 10/19              | at Saints     | P          |                           | W          | 31-24  |
| 10/29              | at Steelers   |            | ON INACTIVE LIST          | W          | 20-10  |
| 11/12              | 49ers         |            | ON INACTIVE LIST          | L          | 3-34   |
| 11/19              | Titans        |            | ON INACTIVE LIST          | W          | 34-14  |
| 11/26              | at Texans     |            | ON INACTIVE LIST          | W          | 24-21  |
| 12/04              | Bengals       | P          |                           | L          | 31-34+ |
| 12/10              | at Browns     | P          |                           | L          | 27-31  |
| 12/17              | Ravens        | P          |                           | L          | 7-23   |
| 12/24              | at Buccaneers | P          |                           | L          | 12-30  |
| 12/31              | Panthers      |            | ON INACTIVE LIST          | W          | 26-0   |
| 01/07              | at Titans     |            | ON INACTIVE LIST          | L          | 20-28  |
| <b>2023 TOTALS</b> |               | <b>9-0</b> |                           | <b>9-8</b> |        |

+ - Overtime





## TRAVON WALKER | 44

**POSITION:** DEFENSIVE END  
**HT:** 6-5 | **WT:** 272 | **DOB:** 12-18-2000  
**COLLEGE:** GEORGIA  
**HOMETOWN:** THOMASTON, GA.  
**ACQ:** D1-'22  
**EXP:** 3rd YEAR



### KEY TRANSACTIONS

- Originally drafted by Jacksonville in the first round (1st overall) in the 2022 draft

### PRO

- Walker is second in the league in sacks over his last nine games (10.0) dating back to Week 14 of the 2023 season. He is one of two players to reach double-digit sacks in that span.

#### 2024 (Jaguars)

- 10/6 vs. IND:** Amassed five tackles (four solo), three tackles for loss, three quarterback hits, a career-high 3.0 sacks, one pass defended and one forced fumble... Became the second player in franchise history (DE Reggie Hayward, 11/11/07) to record five-plus tackles, one-or-more sacks, a forced fumble, a pass defended, a tackle for loss and a quarterback hit in a single game
- 9/29 at HOU:** Started at defensive end and posted one tackle and one quarterback hit
- 9/23 at BUF:** Started at defensive end and recorded four tackles (one solo) and one tackle for loss
- 9/15 vs. CLE:** Recorded two tackles and one quarterback hit... Registered three quarterback pressures according to TruMedia, his 21st-straight game with at least one quarterback pressure and his 16th-straight game with two or more
- 9/8 at MIA:** Started at defensive end and recorded six tackles (two solo), one tackle for loss, two quarterback hits and 2.0 sacks... He reached his fifth consecutive game with at least 1.0 sack dating back to Week 15 of the 2023 season, which was the second-longest active sack streak in the NFL at the time... His 2.0 sacks tie his single-game career high

#### 2023 (Jaguars)

- Started 17 games in 2023 and recorded 52 tackles (27 solo), 19 quarterback hits, 10.0 sacks, 10 tackles for loss, two passes defended and one fumble recovery... His 10.0 sacks ranked second on the Jaguars
- 1/7 at TEN:** Posted two total tackles (one solo), two quarterback hits, one tackle for loss and 1.0 sack... Achieved 100 career tackles... Recorded at least 0.5 sack in seven of the last eight games of the season
- 12/31 vs. CAR:** Recorded six solo tackles, two tackles for loss and 2.0 sacks
- 12/24 at T.B.:** Posted five total tackles (three solo), 1.0 sack and one tackle for loss
- 10/29 at PIT:** Recorded two total tackles (one solo), two quarterback hits, one tackle for loss and 1.0 sack for five yards... Saw action on special teams

#### 2022 (Jaguars)

- Started 14 of his 15 regular season game appearances and started both postseason games... In the regular season, he posted 49 tackles (24 solo), five tackles for loss, 3.5 sacks, one interception and one forced fumble... In the postseason, he posted five tackles (two solo), three quarterback hits, one tackle for loss, one pass defended and 0.5 sacks
- 1/21 at K.C.:** Started at outside linebacker and recorded three tackles (two solo), including one tackle for loss, one QB hit and one pass defended
- 12/11 at TEN:** Started at outside linebacker and recorded three tackles (two solo), 1.0 sack and one forced fumble
- 10/23 vs. NYG:** Started at outside linebacker and recorded five tackles (two solo) and recorded 1.0 sack
- 9/11 at WAS:** Started at outside linebacker and posted four tackles, including 1.0 sack, and one INT... Walker became the second player in franchise history (Kevin Hardy) to record at least 1.0 sack and one INT in their first career game... It's the first time a player has accomplished the feat in their NFL debut since 2018

### COLLEGE

- In 2021, started at defensive tackle in all 15 games
- Finished with 37 total tackles, second among interior linemen and had 6.0 QB sacks, 7.5 tackles for loss, and a team-high 36 QB hurries
- Career-high seven QB pressures in CFP Championship Game vs. Alabama
- 2021 Pre-season third-team All-SEC, as voted by the league's 14 head coaches, as well as by attendees at SEC Media Days
- Freshman All-SEC Team, as voted by the league's 14 head coaches

### PERSONAL

- His full name is Yury Travon Walker
- Father, Stead Walker, served in the Marine Corps
- Has two older sisters, Charmine and Nakeria
- Recipient of the Bill and Susan Robbins Family Football Scholarship
- Won back-to-back Class 4A state championships in basketball in high school



- His favorite athlete growing up was Kobe Bryant
- City officials proclaimed Jan. 18, 2022, Travon Walker Day in Walker's hometown, Thomaston, Ga.
- In May of 2023, Walker's No. 44 was officially retired at Upson-Lee High School in his hometown

### TRAVON WALKER'S NFL REGULAR SEASON DEFENSIVE STATISTICS

| DATE              | TEAM    | GP        | TACKLES   |            |           |           |           |            |             | INTERCEPTIONS |           |          |          |          | O. FUMB  |          |          |          | ST       |          | MISC     |          |          |          |          |          |   |
|-------------------|---------|-----------|-----------|------------|-----------|-----------|-----------|------------|-------------|---------------|-----------|----------|----------|----------|----------|----------|----------|----------|----------|----------|----------|----------|----------|----------|----------|----------|---|
|                   |         |           | GS        | TK         | S         | A         | TFL       | YDS        | SK          | YDS           | QBH       | NO       | YDS      | LG       | TD       | PD       | FF       | FR       | TD       | YDS      | TK       | S        | A        | FF       | FR       | S        | A |
| 2022              | Jaguars | 16        | 15        | 49         | 24        | 25        | 5         | 20         | 3.5         | 23.0          | 10        | 1        | 9        | 9        | 0        | 2        | 1        | 0        | 0        | 0        | 0        | 0        | 0        | 0        | 0        | 0        | 0 |
| 2023              | Jaguars | 17        | 17        | 52         | 27        | 25        | 10        | 69         | 10.0        | 77.5          | 19        | 0        | 0        | 0        | 0        | 2        | 0        | 1        | 0        | 0        | 0        | 0        | 0        | 0        | 0        | 0        |   |
| 2024              | Jaguars | 6         | 6         | 19         | 8         | 11        | 5         | 46         | 5.0         | 45.0          | 7         | 0        | 0        | 0        | 0        | 1        | 1        | 0        | 0        | 0        | 0        | 0        | 0        | 0        | 0        | 0        |   |
| <b>NFL TOTALS</b> |         | <b>39</b> | <b>38</b> | <b>120</b> | <b>59</b> | <b>61</b> | <b>20</b> | <b>135</b> | <b>18.5</b> | <b>145.5</b>  | <b>36</b> | <b>1</b> | <b>9</b> | <b>9</b> | <b>0</b> | <b>5</b> | <b>2</b> | <b>1</b> | <b>0</b> | <b>0</b> | <b>0</b> | <b>0</b> | <b>0</b> | <b>0</b> | <b>0</b> | <b>0</b> |   |

### TRAVON WALKER'S NFL POSTSEASON DEFENSIVE STATISTICS

| DATE              | TEAM    | GP       | TACKLES  |          |          |          |          |          |            | INTERCEPTIONS |          |          |          |          | O. FUMB  |          |          |          | ST       |          | MISC     |          |          |          |          |          |   |
|-------------------|---------|----------|----------|----------|----------|----------|----------|----------|------------|---------------|----------|----------|----------|----------|----------|----------|----------|----------|----------|----------|----------|----------|----------|----------|----------|----------|---|
|                   |         |          | GS       | TK       | S        | A        | TFL      | YDS      | SK         | YDS           | QBH      | NO       | YDS      | LG       | TD       | PD       | FF       | FR       | TD       | YDS      | TK       | S        | A        | FF       | FR       | S        | A |
| 2022              | Jaguars | 2        | 2        | 5        | 2        | 3        | 1        | 0        | 0.5        | 3.5           | 3        | 0        | 0        | 0        | 0        | 1        | 0        | 0        | 0        | 0        | 0        | 0        | 0        | 0        | 0        | 0        | 0 |
| <b>NFL TOTALS</b> |         | <b>2</b> | <b>2</b> | <b>5</b> | <b>2</b> | <b>3</b> | <b>1</b> | <b>0</b> | <b>0.5</b> | <b>3.5</b>    | <b>3</b> | <b>0</b> | <b>0</b> | <b>0</b> | <b>0</b> | <b>1</b> | <b>0</b> | <b>0</b> | <b>0</b> | <b>0</b> | <b>0</b> | <b>0</b> | <b>0</b> | <b>0</b> | <b>0</b> | <b>0</b> |   |

### SINGLE-GAME HIGHS: DEFENSIVE

|                        |  |                                  |  |
|------------------------|--|----------------------------------|--|
| <b>Total Tackles</b>   | 6 at Miami Dolphins, Sep 08, 2024<br>6 vs. Carolina Panthers, Dec 31, 2023<br>...1 more at 6.        | <b>Fumble Recoveries</b>         | 1 at Buffalo Bills, Oct 08, 2023   |
| <b>Solo Tackles</b>    | 6 vs. Carolina Panthers, Dec 31, 2023<br>4 vs. Indianapolis Colts, Oct 06, 2024                      | <b>Tackles For Loss</b>          | 3 vs. Indianapolis Colts, Oct 06, 2024<br>2 vs. Carolina Panthers, Dec 31, 2023<br>...1 more at 2. |
| <b>Sacks</b>           | 3.0 vs. Indianapolis Colts, Oct 06, 2024<br>2.0 at Miami Dolphins, Sep 08, 2024<br>...1 more at 2.0. | <b>Interceptions</b>             | 1 at Washington Commanders, Sep 11, 2022   |
| <b>Passes Defensed</b> | 1 vs. Indianapolis Colts, Oct 06, 2024<br>1 vs. Tennessee Titans, Nov 19, 2023<br>...3 more at 1.    | <b>Interception Return Yards</b> | 9 at Washington Commanders, Sep 11, 2022   |

### SINGLE-GAME HIGHS - POSTSEASON: DEFENSIVE

|                      |   |                         |                                       |
|----------------------|---|-------------------------|---------------------------------------|
| <b>Total Tackles</b> | 3 at Kansas City Chiefs, Jan 21, 2023<br>2 vs. Los Angeles Chargers, Jan 14, 2023 | <b>Passes Defensed</b>  | 1 at Kansas City Chiefs, Jan 21, 2023 |
| <b>Solo Tackles</b>  | 2 at Kansas City Chiefs, Jan 21, 2023   | <b>Tackles For Loss</b> | 1 at Kansas City Chiefs, Jan 21, 2023 |
| <b>Sacks</b>         | 0.5 vs. Los Angeles Chargers, Jan 14, 2023  |                         |                                       |

### 2024 GAME-BY-GAME REGULAR-SEASON STATISTICS (JAGUARS)

| DATE               | OPPONENT    | P/S        | TACKLES   |          |           |            |             |          |           | INTERCEPTIONS |          |          |          |          | O. FUMB  |          |          |          | ST       |          | MISC     |          | SCORE    |          |          |          |            |       |
|--------------------|-------------|------------|-----------|----------|-----------|------------|-------------|----------|-----------|---------------|----------|----------|----------|----------|----------|----------|----------|----------|----------|----------|----------|----------|----------|----------|----------|----------|------------|-------|
|                    |             |            | TK        | S        | A         | SK         | YDS         | TFL      | YDS       | QBH           | NO       | YDS      | LG       | TD       | PD       | FF       | FR       | TD       | YDS      | TK       | S        | A        |          | FF       | FR       | S        | A          | W/L   |
| 09/08              | at Dolphins | S          | 6         | 2        | 4         | 2.0        | 14.0        | 1        | 14        | 2             | 0        | 0        | 0        | 0        | 0        | 0        | 0        | 0        | 0        | 0        | 0        | 0        | 0        | 0        | 0        | 0        | L          | 17-20 |
| 09/15              | Browns      | S          | 2         | 1        | 1         | 0.0        | 0.0         | 0        | 0         | 1             | 0        | 0        | 0        | 0        | 0        | 0        | 0        | 0        | 0        | 0        | 0        | 0        | 0        | 0        | 0        | 0        | L          | 13-18 |
| 09/23              | at Bills    | S          | 4         | 1        | 3         | 0.0        | 0.0         | 1        | 1         | 0             | 0        | 0        | 0        | 0        | 0        | 0        | 0        | 0        | 0        | 0        | 0        | 0        | 0        | 0        | 0        | L        | 10-47      |       |
| 09/29              | at Texans   | S          | 1         | 0        | 1         | 0.0        | 0.0         | 0        | 0         | 1             | 0        | 0        | 0        | 0        | 0        | 0        | 0        | 0        | 0        | 0        | 0        | 0        | 0        | 0        | 0        | L        | 20-24      |       |
| 10/06              | Colts       | S          | 5         | 4        | 1         | 3.0        | 31.0        | 3        | 31        | 3             | 0        | 0        | 0        | 0        | 1        | 1        | 0        | 0        | 0        | 0        | 0        | 0        | 0        | 0        | 0        | W        | 37-34      |       |
| 10/13              | at Bears    | S          | 1         | 0        | 1         | 0.0        | 0.0         | 0        | 0         | 0             | 0        | 0        | 0        | 0        | 0        | 0        | 0        | 0        | 0        | 0        | 0        | 0        | 0        | 0        | 0        | L        | 16-35      |       |
| <b>2024 TOTALS</b> |             | <b>6-6</b> | <b>19</b> | <b>8</b> | <b>11</b> | <b>5.0</b> | <b>45.0</b> | <b>5</b> | <b>46</b> | <b>7</b>      | <b>0</b> | <b>0</b> | <b>0</b> | <b>0</b> | <b>1</b> | <b>1</b> | <b>0</b> | <b>0</b> | <b>0</b> | <b>0</b> | <b>0</b> | <b>0</b> | <b>0</b> | <b>0</b> | <b>0</b> | <b>0</b> | <b>1-5</b> |       |



**2023 GAME-BY-GAME REGULAR-SEASON STATISTICS (JAGUARS)**

| DATE               | OPPONENT      | P/S | TACKLES      |           |           |           |             |             |           |           |           | INTERCEPTIONS |          |          |          |          | O. FUMB  |          |          |          | ST       |          |          |          | MISC     |          | SCORE      |        |       |
|--------------------|---------------|-----|--------------|-----------|-----------|-----------|-------------|-------------|-----------|-----------|-----------|---------------|----------|----------|----------|----------|----------|----------|----------|----------|----------|----------|----------|----------|----------|----------|------------|--------|-------|
|                    |               |     | TK           | S         | A         | SK        | YDS         | TFL         | YDS       | QBH       | NO        | YDS           | LG       | TD       | PD       | FF       | FR       | TD       | YDS      | TK       | S        | A        | FF       | FR       | S        | A        |            | W/L    |       |
| 09/10              | at Colts      | S   | 6            | 3         | 3         | 1.0       | 5.0         | 1           | 5         | 1         | 0         | 0             | 0        | 0        | 0        | 0        | 0        | 0        | 0        | 0        | 0        | 0        | 0        | 0        | 0        | 0        | 0          | W      | 31-21 |
| 09/17              | Chiefs        | S   | 2            | 1         | 1         | 0.0       | 0.0         | 1           | 2         | 0         | 0         | 0             | 0        | 0        | 0        | 0        | 0        | 0        | 0        | 0        | 0        | 0        | 0        | 0        | 0        | 0        | L          | 9-17   |       |
| 09/24              | Texans        | S   | 4            | 3         | 1         | 0.0       | 0.0         | 2           | 5         | 0         | 0         | 0             | 0        | 0        | 0        | 0        | 0        | 0        | 0        | 0        | 0        | 0        | 0        | 0        | 0        | 0        | L          | 17-37  |       |
| 10/01              | Falcons       | S   | 2            | 2         | 0         | 1.0       | 0.0         | 0           | 0         | 2         | 0         | 0             | 0        | 0        | 0        | 0        | 0        | 0        | 0        | 0        | 0        | 0        | 0        | 0        | 0        | 0        | W          | 23-7   |       |
| 10/08              | at Bills      | S   | 1            | 1         | 0         | 0.0       | 0.0         | 0           | 0         | 1         | 0         | 0             | 0        | 0        | 0        | 0        | 1        | 0        | 0        | 0        | 0        | 0        | 0        | 0        | 0        | 0        | W          | 25-20  |       |
| 10/15              | Colts         | S   | 4            | 1         | 3         | 0.5       | 4.5         | 0           | 0         | 2         | 0         | 0             | 0        | 0        | 0        | 0        | 0        | 0        | 0        | 0        | 0        | 0        | 0        | 0        | 0        | 0        | W          | 37-20  |       |
| 10/19              | at Saints     | S   | 1            | 0         | 1         | 0.0       | 0.0         | 0           | 0         | 0         | 0         | 0             | 0        | 0        | 0        | 0        | 0        | 0        | 0        | 0        | 0        | 0        | 0        | 0        | 0        | 0        | W          | 31-24  |       |
| 10/29              | at Steelers   | S   | 2            | 1         | 1         | 1.0       | 5.0         | 1           | 5         | 2         | 0         | 0             | 0        | 0        | 0        | 0        | 0        | 0        | 0        | 0        | 0        | 0        | 0        | 0        | 0        | 0        | W          | 20-10  |       |
| 11/12              | 49ers         | S   | 0            | 0         | 0         | 0.0       | 0.0         | 0           | 0         | 2         | 0         | 0             | 0        | 0        | 1        | 0        | 0        | 0        | 0        | 0        | 0        | 0        | 0        | 0        | 0        | 0        | L          | 3-34   |       |
| 11/19              | Titans        | S   | 4            | 1         | 3         | 0.5       | 4.0         | 0           | 0         | 1         | 0         | 0             | 0        | 0        | 1        | 0        | 0        | 0        | 0        | 0        | 0        | 0        | 0        | 0        | 0        | 0        | W          | 34-14  |       |
| 11/26              | at Texans     | S   | 3            | 1         | 2         | 0.5       | 4.5         | 0           | 0         | 1         | 0         | 0             | 0        | 0        | 0        | 0        | 0        | 0        | 0        | 0        | 0        | 0        | 0        | 0        | 0        | 0        | W          | 24-21  |       |
| 12/04              | Bengals       | S   | 4            | 0         | 4         | 0.5       | 2.5         | 0           | 0         | 1         | 0         | 0             | 0        | 0        | 0        | 0        | 0        | 0        | 0        | 0        | 0        | 0        | 0        | 0        | 0        | 0        | L          | 31-34+ |       |
| 12/10              | at Browns     | S   | 2            | 1         | 1         | 0.0       | 0.0         | 0           | 0         | 0         | 0         | 0             | 0        | 0        | 0        | 0        | 0        | 0        | 0        | 0        | 0        | 0        | 0        | 0        | 0        | 0        | L          | 27-31  |       |
| 12/17              | Ravens        | S   | 4            | 2         | 2         | 1.0       | 15.0        | 1           | 15        | 1         | 0         | 0             | 0        | 0        | 0        | 0        | 0        | 0        | 0        | 0        | 0        | 0        | 0        | 0        | 0        | 0        | L          | 7-23   |       |
| 12/24              | at Buccaneers | S   | 5            | 3         | 2         | 1.0       | 13.0        | 1           | 13        | 1         | 0         | 0             | 0        | 0        | 0        | 0        | 0        | 0        | 0        | 0        | 0        | 0        | 0        | 0        | 0        | 0        | L          | 12-30  |       |
| 12/31              | Panthers      | S   | 6            | 6         | 0         | 2.0       | 14.0        | 2           | 14        | 2         | 0         | 0             | 0        | 0        | 0        | 0        | 0        | 0        | 0        | 0        | 0        | 0        | 0        | 0        | 0        | 0        | W          | 26-0   |       |
| 01/07              | at Titans     | S   | 2            | 1         | 1         | 1.0       | 10.0        | 1           | 10        | 2         | 0         | 0             | 0        | 0        | 0        | 0        | 0        | 0        | 0        | 0        | 0        | 0        | 0        | 0        | 0        | 0        | L          | 20-28  |       |
| <b>2023 TOTALS</b> |               |     | <b>17-17</b> | <b>52</b> | <b>27</b> | <b>25</b> | <b>10.0</b> | <b>77.5</b> | <b>10</b> | <b>69</b> | <b>19</b> | <b>0</b>      | <b>0</b> | <b>0</b> | <b>0</b> | <b>2</b> | <b>0</b> | <b>1</b> | <b>0</b> | <b>0</b> | <b>0</b> | <b>0</b> | <b>0</b> | <b>0</b> | <b>0</b> | <b>0</b> | <b>9-8</b> |        |       |

+ - Overtime







# PARKER WASHINGTON | 11

POSITION: WIDE RECEIVER  
HT: 5-10 | WT: 204 | DOB: 3-21-2002  
COLLEGE: PENN STATE  
HOMETOWN: SUGAR LAND, TEXAS  
ACQ: D6-'23  
EXP: 2nd YEAR

CPW11\_  
 cpw11\_

## KEY TRANSACTIONS

- Originally drafted by Jacksonville in the sixth round (185th overall) of the 2023 NFL Draft

## PRO

### 2024 (Jaguars)

- 10/6 vs. IND:** Saw action at wide receiver
- 9/29 at HOU:** Saw action at wide receiver
- 9/23 at BUF:** Saw action at wide receiver and recorded two receptions for 18 yards
- 9/15 vs. CLE:** Saw action at wide receiver and on special teams
- 9/8 at MIA:** Saw action at wide receiver and caught one reception for three yards... On special teams, he returned two kicks for 44 yards

### 2023 (Jaguars)

- Saw action in nine games with start... He recorded 16 receptions for 132 yards and two touchdowns... On special teams he totaled 12 punt returns for 126 yards and two kick returns for 51 yards
- 12/10 at CLE:** Posted two receptions for 27 yards and a touchdown... Returned five punts for 63 yards
- 12/4 vs. CIN:** Recorded six receptions for 61 yards and his first-career touchdown... Returned two kicks for 51 yards
- 11/26 at HOU:** Returned one punt for 22 yards and saw action at wide receiver

## COLLEGE

- Caught a pass in every game of his college career, totaling 146 receptions, ranking 10th all-time at Penn State
- Recorded 1,920 receiving yards and scored 12 touchdowns
- Appeared in 32 games and made 24 starts in three seasons
- Was Penn State's primary punt returner in 2022, returning 18 punts for 99 yards

## PERSONAL

- Sister, Ashton, is a player personnel coordinator for the Chicago Bears
- Cousin, Tyler Tolbert, plays baseball for the Kansas City Royals
- Cousin, QB Joshua Dobbs, plays football for the San Francisco 49ers
- Enjoys fishing and hunting
- Majored in Recreation, Park and Tourism Management

## PARKER WASHINGTON'S NFL REGULAR SEASON RUSHING/RECEIVING STATISTICS

| DATE              | TEAM    | GP        | GS       | RECEIVING |            |            |            |          | RUSHING  |          |            |          |          |
|-------------------|---------|-----------|----------|-----------|------------|------------|------------|----------|----------|----------|------------|----------|----------|
|                   |         |           |          | NO.       | YDS.       | AVG.       | LG         | TD       | NO.      | YDS.     | AVG.       | LG       | TD       |
| 2023              | Jaguars | 9         | 1        | 16        | 132        | 8.3        | 19t        | 2        | 0        | 0        | 0.0        | 0        | 0        |
| 2024              | Jaguars | 6         | 0        | 3         | 21         | 7.0        | 12         | 0        | 0        | 0        | 0.0        | 0        | 0        |
| <b>NFL TOTALS</b> |         | <b>15</b> | <b>1</b> | <b>19</b> | <b>153</b> | <b>8.1</b> | <b>19T</b> | <b>2</b> | <b>0</b> | <b>0</b> | <b>0.0</b> | <b>0</b> | <b>0</b> |

## PARKER WASHINGTON'S NFL REGULAR SEASON RETURN STATISTICS

| DATE              | TEAM    | KICKOFF RETURNS |           |             |           |          | PUNT RETURNS |          |            |             |           |          |
|-------------------|---------|-----------------|-----------|-------------|-----------|----------|--------------|----------|------------|-------------|-----------|----------|
|                   |         | RET.            | YDS.      | AVG.        | LG        | TD       | NO.          | FC       | YDS.       | AVG.        | LG        | TD       |
| 2023              | Jaguars | 2               | 51        | 25.5        | 33        | 0        | 12           | 5        | 126        | 10.5        | 26        | 0        |
| 2024              | Jaguars | 2               | 44        | 22.0        | 24        | 0        | 2            | 0        | 27         | 13.5        | 14        | 0        |
| <b>NFL TOTALS</b> |         | <b>4</b>        | <b>95</b> | <b>23.8</b> | <b>33</b> | <b>0</b> | <b>14</b>    | <b>5</b> | <b>153</b> | <b>10.9</b> | <b>26</b> | <b>0</b> |

## PARKER WASHINGTON'S NFL REGULAR SEASON DEFENSIVE STATISTICS

| DATE              | TEAM    | GP        | GS       | TK       | S        | A        | TFL      | TACKLES  |            |            | INTERCEPTIONS |          |          |          | O. FUMB  |          |          | ST       |          | MISC     |          |          |          |          |          |          |          |          |          |          |          |          |          |          |          |          |
|-------------------|---------|-----------|----------|----------|----------|----------|----------|----------|------------|------------|---------------|----------|----------|----------|----------|----------|----------|----------|----------|----------|----------|----------|----------|----------|----------|----------|----------|----------|----------|----------|----------|----------|----------|----------|----------|----------|
|                   |         |           |          |          |          |          |          | YDS      | SK         | YDS        | QBH           | NO       | YDS      | LG       | TD       | PD       | FF       | FR       | TD       | YDS      | TK       | S        | A        | FF       | FR       | S        | A        |          |          |          |          |          |          |          |          |          |
| 2023              | Jaguars | 9         | 1        | 0        | 0        | 0        | 0        | 0        | 0.0        | 0.0        | 0             | 0        | 0        | 0        | 0        | 0        | 0        | 0        | 0        | 0        | 0        | 0        | 0        | 0        | 0        | 0        | 0        | 0        | 0        | 0        | 0        | 0        | 0        | 0        |          |          |
| 2024              | Jaguars | 6         | 0        | 0        | 0        | 0        | 0        | 0        | 0.0        | 0.0        | 0             | 0        | 0        | 0        | 0        | 0        | 0        | 0        | 0        | 0        | 0        | 0        | 0        | 0        | 0        | 0        | 0        | 0        | 0        | 0        | 0        | 0        | 0        | 0        | 0        | 0        |
| <b>NFL TOTALS</b> |         | <b>15</b> | <b>1</b> | <b>0</b> | <b>0</b> | <b>0</b> | <b>0</b> | <b>0</b> | <b>0.0</b> | <b>0.0</b> | <b>0</b>      | <b>0</b> | <b>0</b> | <b>0</b> | <b>0</b> | <b>0</b> | <b>0</b> | <b>0</b> | <b>0</b> | <b>0</b> | <b>0</b> | <b>0</b> | <b>0</b> | <b>0</b> | <b>0</b> | <b>0</b> | <b>0</b> | <b>0</b> | <b>0</b> | <b>0</b> | <b>0</b> | <b>0</b> | <b>0</b> | <b>0</b> | <b>0</b> | <b>0</b> |



**SINGLE-GAME HIGHS: RUSHING/RECEIVING**

|                             |   |                               |   |
|-----------------------------|---|-------------------------------|---|
| <b>Receptions</b>           | 6 vs. Cincinnati Bengals, Dec 04, 2023<br>4 vs. Baltimore Ravens, Dec 17, 2023      | <b>Longest Kickoff Return</b> | 33 vs. Cincinnati Bengals, Dec 04, 2023<br>24 at Miami Dolphins, Sep 08, 2024               |
| <b>Receiving Yards</b>      | 61 vs. Cincinnati Bengals, Dec 04, 2023<br>27 at Cleveland Browns, Dec 10, 2023     | <b>Fair Catches</b>           | 3 at Houston Texans, Nov 26, 2023<br>1 at Tennessee Titans, Jan 07, 2024<br>...1 more at 1. |
| <b>Receiving Average</b>    | 10.2 vs. Cincinnati Bengals, Dec 04, 2023<br>3.0 vs. Baltimore Ravens, Dec 17, 2023 | <b>Punt Return Yards</b>      | 63 at Cleveland Browns, Dec 10, 2023<br>27 at Chicago Bears, Oct 13, 2024                   |
| <b>Longest Receptions</b>   | 19t at Cleveland Browns, Dec 10, 2023<br>18 vs. Cincinnati Bengals, Dec 04, 2023    | <b>Longest Punt Return</b>    | 26 at Cleveland Browns, Dec 10, 2023<br>22 at Houston Texans, Nov 26, 2023                  |
| <b>Receiving TDs</b>        | 1 at Cleveland Browns, Dec 10, 2023<br>1 vs. Cincinnati Bengals, Dec 04, 2023       | <b>Punt Returns</b>           | 5 at Cleveland Browns, Dec 10, 2023<br>2 at Chicago Bears, Oct 13, 2024<br>...2 more at 2.  |
| <b>All-Purpose Yards</b>    | 112 vs. Cincinnati Bengals, Dec 04, 2023<br>90 at Cleveland Browns, Dec 10, 2023    | <b>Punt Return Average</b>    | 12.6 at Cleveland Browns, Dec 10, 2023  |
| <b>Kickoff Returns</b>      | 2 at Miami Dolphins, Sep 08, 2024<br>2 vs. Cincinnati Bengals, Dec 04, 2023         | <b>Most TDs</b>               | 1 at Cleveland Browns, Dec 10, 2023<br>1 vs. Cincinnati Bengals, Dec 04, 2023               |
| <b>Kickoff Return Yards</b> | 51 vs. Cincinnati Bengals, Dec 04, 2023<br>44 at Miami Dolphins, Sep 08, 2024       |                               |   |

**2024 GAME-BY-GAME REGULAR-SEASON STATISTICS (JAGUARS)**

| DATE               | OPPONENT    | P/S        | RECEIVING |           |            |           |          |          | RUSHING  |            |          |          |          |            | W/L   | SCORE |
|--------------------|-------------|------------|-----------|-----------|------------|-----------|----------|----------|----------|------------|----------|----------|----------|------------|-------|-------|
|                    |             |            | NO.       | YDS.      | AVG.       | LG        | TD       | NO.      | YDS.     | AVG.       | LG       | TD       |          |            |       |       |
| 09/08              | at Dolphins | P          | 1         | 3         | 3.0        | 3         | 0        | 0        | 0        | 0.0        | 0        | 0        | 0        | L          | 17-20 |       |
| 09/15              | Browns      | P          | 0         | 0         | 0.0        | 0         | 0        | 0        | 0        | 0.0        | 0        | 0        | 0        | L          | 13-18 |       |
| 09/23              | at Bills    | P          | 2         | 18        | 9.0        | 12        | 0        | 0        | 0        | 0.0        | 0        | 0        | 0        | L          | 10-47 |       |
| 09/29              | at Texans   | P          | 0         | 0         | 0.0        | 0         | 0        | 0        | 0        | 0.0        | 0        | 0        | 0        | L          | 20-24 |       |
| 10/06              | Colts       | P          | 0         | 0         | 0.0        | 0         | 0        | 0        | 0        | 0.0        | 0        | 0        | 0        | W          | 37-34 |       |
| 10/13              | at Bears    | P          | 0         | 0         | 0.0        | 0         | 0        | 0        | 0        | 0.0        | 0        | 0        | 0        | L          | 16-35 |       |
| <b>2024 TOTALS</b> |             | <b>6-0</b> | <b>3</b>  | <b>21</b> | <b>7.0</b> | <b>12</b> | <b>0</b> | <b>0</b> | <b>0</b> | <b>0.0</b> | <b>0</b> | <b>0</b> | <b>0</b> | <b>1-5</b> |       |       |

**2023 GAME-BY-GAME REGULAR-SEASON STATISTICS (JAGUARS)**

| DATE               | OPPONENT      | P/S        | RECEIVING |            |            |            |          |          | RUSHING  |            |          |          |          |            | W/L    | SCORE |
|--------------------|---------------|------------|-----------|------------|------------|------------|----------|----------|----------|------------|----------|----------|----------|------------|--------|-------|
|                    |               |            | NO.       | YDS.       | AVG.       | LG         | TD       | NO.      | YDS.     | AVG.       | LG       | TD       |          |            |        |       |
| 09/10              | at Colts      |            |           |            |            |            |          |          |          |            |          |          |          | W          | 31-21  |       |
| 09/17              | Chiefs        |            |           |            |            |            |          |          |          |            |          |          |          | L          | 9-17   |       |
| 09/24              | Texans        |            |           |            |            |            |          |          |          |            |          |          |          | L          | 17-37  |       |
| 10/01              | Falcons       | P          | 0         | 0          | 0.0        | 0          | 0        | 0        | 0        | 0.0        | 0        | 0        | 0        | W          | 23-7   |       |
| 10/08              | at Bills      |            |           |            |            |            |          |          |          |            |          |          |          | W          | 25-20  |       |
| 10/15              | Colts         |            |           |            |            |            |          |          |          |            |          |          |          | W          | 37-20  |       |
| 10/19              | at Saints     |            |           |            |            |            |          |          |          |            |          |          |          | W          | 31-24  |       |
| 10/29              | at Steelers   |            |           |            |            |            |          |          |          |            |          |          |          | W          | 20-10  |       |
| 11/12              | 49ers         |            |           |            |            |            |          |          |          |            |          |          |          | L          | 3-34   |       |
| 11/19              | Titans        | P          | 0         | 0          | 0.0        | 0          | 0        | 0        | 0        | 0.0        | 0        | 0        | 0        | W          | 34-14  |       |
| 11/26              | at Texans     | P          | 0         | 0          | 0.0        | 0          | 0        | 0        | 0        | 0.0        | 0        | 0        | 0        | W          | 24-21  |       |
| 12/04              | Bengals       | P          | 6         | 61         | 10.2       | 18         | 1        | 0        | 0        | 0.0        | 0        | 0        | 0        | L          | 31-34+ |       |
| 12/10              | at Browns     | S          | 2         | 27         | 13.5       | 19t        | 1        | 0        | 0        | 0.0        | 0        | 0        | 0        | L          | 27-31  |       |
| 12/17              | Ravens        | P          | 4         | 12         | 3.0        | 6          | 0        | 0        | 0        | 0.0        | 0        | 0        | 0        | L          | 7-23   |       |
| 12/24              | at Buccaneers | P          | 2         | 19         | 9.5        | 13         | 0        | 0        | 0        | 0.0        | 0        | 0        | 0        | L          | 12-30  |       |
| 12/31              | Panthers      | P          | 1         | 2          | 2.0        | 2          | 0        | 0        | 0        | 0.0        | 0        | 0        | 0        | W          | 26-0   |       |
| 01/07              | at Titans     | P          | 1         | 11         | 11.0       | 11         | 0        | 0        | 0        | 0.0        | 0        | 0        | 0        | L          | 20-28  |       |
| <b>2023 TOTALS</b> |               | <b>9-1</b> | <b>16</b> | <b>132</b> | <b>8.3</b> | <b>19T</b> | <b>2</b> | <b>0</b> | <b>0</b> | <b>0.0</b> | <b>0</b> | <b>0</b> | <b>0</b> | <b>9-8</b> |        |       |

+ - Overtime



**2023 GAME-BY-GAME REGULAR-SEASON STATISTICS (JAGUARS)**

| DATE               | OPPONENT      | P/S        | KICKOFF RETURNS |           |             |           |          | PUNT RETURNS |          |            |             |           | W/L      | SCORE      |        |
|--------------------|---------------|------------|-----------------|-----------|-------------|-----------|----------|--------------|----------|------------|-------------|-----------|----------|------------|--------|
|                    |               |            | RET             | YDS       | AVG         | LG        | TD       | NO           | FC       | YDS        | AVG         | LG        |          |            | TD     |
| 09/10              | at Colts      |            |                 |           |             |           |          |              |          |            |             |           |          | W          | 31-21  |
| 09/17              | Chiefs        |            |                 |           |             |           |          |              |          |            |             |           |          | L          | 9-17   |
| 09/24              | Texans        |            |                 |           |             |           |          |              |          |            |             |           |          | L          | 17-37  |
| 10/01              | Falcons       | P          | 0               | 0         | 0.0         | 0         | 0        | 1            | 0        | 5          | 5.0         | 5         | 0        | W          | 23-7   |
| 10/08              | at Bills      |            |                 |           |             |           |          |              |          |            |             |           |          | W          | 25-20  |
| 10/15              | Colts         |            |                 |           |             |           |          |              |          |            |             |           |          | W          | 37-20  |
| 10/19              | at Saints     |            |                 |           |             |           |          |              |          |            |             |           |          | W          | 31-24  |
| 10/29              | at Steelers   |            |                 |           |             |           |          |              |          |            |             |           |          | W          | 20-10  |
| 11/12              | 49ers         |            |                 |           |             |           |          |              |          |            |             |           |          | L          | 3-34   |
| 11/19              | Titans        | P          | 0               | 0         | 0.0         | 0         | 0        | 0            | 0        | 0          | 0.0         | 0         | 0        | W          | 34-14  |
| 11/26              | at Texans     | P          | 0               | 0         | 0.0         | 0         | 0        | 1            | 3        | 22         | 22.0        | 22        | 0        | W          | 24-21  |
| 12/04              | Bengals       | P          | 2               | 51        | 25.5        | 33        | 0        | 1            | 0        | 0          | 0.0         | 0         | 0        | L          | 31-34+ |
| 12/10              | at Browns     | S          | 0               | 0         | 0.0         | 0         | 0        | 5            | 1        | 63         | 12.6        | 26        | 0        | L          | 27-31  |
| 12/17              | Ravens        | P          | 0               | 0         | 0.0         | 0         | 0        | 0            | 0        | 0          | 0.0         | 0         | 0        | L          | 7-23   |
| 12/24              | at Buccaneers | P          | 0               | 0         | 0.0         | 0         | 0        | 0            | 0        | 0          | 0.0         | 0         | 0        | L          | 12-30  |
| 12/31              | Panthers      | P          | 0               | 0         | 0.0         | 0         | 0        | 2            | 0        | 17         | 8.5         | 15        | 0        | W          | 26-0   |
| 01/07              | at Titans     | P          | 0               | 0         | 0.0         | 0         | 0        | 2            | 1        | 19         | 9.5         | 14        | 0        | L          | 20-28  |
| <b>2023 TOTALS</b> |               | <b>9-1</b> | <b>2</b>        | <b>51</b> | <b>25.5</b> | <b>33</b> | <b>0</b> | <b>12</b>    | <b>5</b> | <b>126</b> | <b>10.5</b> | <b>26</b> | <b>0</b> | <b>9-8</b> |        |

+ - Overtime

