




2020 NFL **WEEK 16** GAME RELEASE

JAX VS **CHI**

12.27.20 | 1 P.M. ET | TIAA BANK FIELD





Chicago Bears (7-7) at Jacksonville Jaguars (1-13)
Sunday, Dec. 27, 2020 / 1 p.m. ET / TIAA Bank Field



THE OVERVIEW

In Week 16, the Jacksonville Jaguars (1-13) host the Chicago Bears (7-7) at TIAA Bank Field in Jacksonville's final home game of the 2020 season. Sunday's matchup marks the eighth meeting in the series, including the fourth contest at TIAA Bank Field. In their most recent meeting on Oct. 16, 2016, the Jaguars outscored the Bears, 17-3, in the fourth quarter en route to a 17-16 victory at Soldier Field.

HOMETOWN HERO

RB **James Robinson** grew up in Rockford, Ill. and attended Rockford Lutheran High School, 84 miles away from Chicago. He finished his high school career as the state's leading rusher with 9,045 rushing yards. Robinson's 9,045 rushing yards rank in the top 15 all-time in U.S. high school history.

Following his career at Rockford Lutheran, Robinson attended Illinois State in Normal, Ill. He finished his Redbirds career ranked No. 2 in the ISU record books in rushing yards (4,444), rushing touchdowns (44), all-purpose yards (5,218) and total touchdowns scored (46).

Robinson has started all 14 games for the Jaguars this season and has registered 1,070 rushing yards, 344 receiving yards and 10 total TDs. He joins Saints RB **Alvin Kamara** as the only players in the NFL this season with at least seven rushing TDs and three receiving TDs.

Robinson's 1,070 rushing yards are the third-most in the NFL in 2020, while his 1,414 scrimmage yards rank fourth in the league.

ROBINSON CONTINUES RECORD-BREAKING SEASON

RB **James Robinson** is 35 yards away from breaking RB **Dominic Rhodes'** NFL record for most rushing yards (1,065) by an undrafted rookie. Robinson broke Rhodes' record for scrimmage yards in Week 13 against Tennessee.

SCRIMMAGE YARDS, UNDRAFTED ROOKIES, NFL HISTORY

RK.	PLAYER (TEAM, YEAR)	RUSH YARDS	REC YARDS	SCRIMMAGE
1.	RB Dominic Rhodes (IND, 2001)	1,104	224	1,328
2.	RB James Robinson (JAX, 2020)	1,070	344	1,414
3.	RB Phillip Lindsay (DEN, 2018)	1,037	241	1,278
4.	RB LeGarrette Blount (T.B., 2010)	1,007	14	1,021
5.	RB Thomas Rawls (SEA, 2015)	830	147	906

JAGUARS WEEKLY MEDIA SCHEDULE

Wednesday, Dec. 23

9 a.m.....HC **Doug Marrone** available on Microsoft Teams
12 p.m.....DC **Todd Wash** available on Microsoft Teams
12:15 p.m.....OC **Jay Gruden** available on Microsoft Teams
1:05 - 1:25 p.m.....Practice open to select media
2:20 p.m.....Player availability on Microsoft Teams

Thursday, Dec. 24
Merry Christmas Eve!

Friday, Dec. 25
Merry Christmas!

JACK ATTACK

LB **Myles Jack** registered his third consecutive game with 10-plus tackles at Baltimore last week and became the sixth player in franchise history to record at least 100 tackles in two different seasons when he crossed the 100-tackle threshold in Week 15. Jack is the only player in the AFC this season with 100-plus tackles and at least one INT, one fumble recovery and one forced fumble. His 105 tackles this season rank second on the team.

"Myles is playing at a very, very high level—he has been," Defensive Coordinator **Todd Wash** said. "I think he's really found a home. He's playing well and there's something to look forward to in the future for a Jaguar fan."

WEEK 16 QUICK HITS

- LBs **Myles Jack** and **Joe Schobert** have combined for 230 tackles this season, the third-most of any pair of defensive teammates in the NFL. Schobert has totaled a team-high 125 tackles this season. With 20 tackles in Jacksonville's next two games, the Wisconsin product will surpass his single-season career high of 144 tackles set in 2017.

- DL **Dawuane Smoot** has forced fumbles in back-to-back games and has 4.0 sacks since Week 12. Smoot, who attended the University of Illinois, is one of two players in the NFL with 4.0-plus sacks and at least two forced fumbles since Week 12. His 5.5 sacks lead the Jaguars this season.

- WR **Laviska Shenault Jr.** has caught 47 passes for 484 yards and rushed 17 times for 93 yards this season. With 16 receiving yards and 7 rushing yards on Sunday, Shenault will become the third rookie wide receiver in the NFL over the last 10 years to total at least 500 receiving yards and 100 rushing yards in a season, joining **Tyreek Hill** (2016), **D.J. Moore** (2018) and **Deebo Samuel** (2019).

2020 REGULAR SEASON SCHEDULE (1-13)

Date	Opponent	Time/(TV)/Result
Sun. Sept. 13	vs. Indianapolis Colts	W, 27-20
Sun. Sept. 20	at Tennessee Titans	L, 33-30
Thurs. Sept. 24	vs. Miami Dolphins	L, 31-13
Sun. Oct. 4	at Cincinnati Bengals	L, 33-25
Sun. Oct. 11	at Houston Texans	L, 30-14
Sun. Oct. 18	vs. Detroit Lions	L, 34-16
Sun. Oct. 25	at Los Angeles Chargers	L, 39-29
Sun. Nov. 1	BYE WEEK	---
Sun. Nov. 8	vs. Houston Texans	L, 27-25
Sun. Nov. 15	at Green Bay Packers	L, 24-20
Sun. Nov. 22	vs. Pittsburgh Steelers	L, 27-3
Sun. Nov. 29	vs. Cleveland Browns	L, 27-25
Sun. Dec. 6	at Minnesota Vikings	L, 27-24 (OT)
Sun. Dec. 13	vs. Tennessee Titans	L, 31-10
Sun. Dec. 20	at Baltimore Ravens	L, 40-14
Sun. Dec. 27	vs. Chicago Bears	1 p.m. (CBS)
Sun. Jan. 3	at Indianapolis Colts	1 p.m. (CBS)

MEDIA INFORMATION



ON THE CALL

TV BROADCAST INFORMATION: Sunday's game will be broadcast on CBS with **Greg Gumbel** providing the play-by-play and **Rich Gannon** providing the commentary. **Jay Feely** will report from the sidelines.

RADIO BROADCAST INFORMATION: Jaguars games and official team radio programming air live on 1010 XL AM and 92.5 FM, the team's flagship radio partner. In addition, the games are simulcast on 99.9 Gator Country. **Frank Frangie** handles the play-by-play for the Jaguars' radio broadcast, while **Tony Boselli** and **Jeff Lageman** provide the commentary. **Rick Ballou** serves as the sideline reporter.

2020 JAGUARS DRAFT CLASS

No.	Name	Pos.	School
1 (9)	CJ Henderson	CB	Florida
2 (20)	K'Lavon Chaisson	DE/LB	LSU
2 (42)	Laviska Shenault Jr.	WR	Colorado
3 (73)	DaVon Hamilton	DT	Ohio State
4 (116)	Ben Bartch	OL	St. Johns (Minn.)
4 (137)	Josiah Scott	CB	Michigan State
4 (140)	Shaquille Quartermann	LB	Miami (Fla.)
5 (157)	Daniel Thomas	S	Auburn
5 (165)	Collin Johnson	WR	Texas
6 (189)	Jake Luton	QB	Oregon State
6 (206)	Tyler Davis	TE	Georgia Tech
7 (223)	Chris Claybrooks	CB/RS	Memphis

2020 COACHING STAFF

Below is the Jaguars 2020 coaching staff and where they will be on game day.

Head Coach - Doug Marrone

Offensive Staff

Offensive Coordinator - **Jay Gruden (Field)**
 Offensive Assistant - **Chris O'Hara (Booth)**
 Wide Receivers Coach - **Keenan McCardell (Field)**
 Tight Ends Coach - **Ron Middleton (Field)**
 Quarterbacks Coach - **Ben McAdoo (Booth)**
 Offense - Research - **Eric Price (Field)**
 Offensive Quality Control - **Denard Robinson (Field)**
 Running Backs Coach - **Terry Robiskie (Field)**
 Assistant Offensive Line Coach - **Tony Sparano Jr. (Booth)**
 Offensive Line Coach - **George Warhop (Field)**

Defensive Staff

Defensive Coordinator - **Todd Wash (Field)**
 Linebackers Coach - **Mark Collins (Field)**
 Secondary Coach - Safeties - **Joe Danna (Booth)**
 Assistant Linebackers Coach - **Tony Gilbert (Booth)**
 Defensive Line Coach - **Jason Rebrovich (Field)**
 Defensive Assistant - **Dwayne Stukes (Booth)**
 Secondary Coach - Cornerbacks - **Tim Walton (Field)**

Special Teams Staff

Special Teams Coordinator - **Joe DeCamillis (Field)**
 Assistant Special Teams Coordinator - **Mike Mallory (Field)**

Coaching Support Staff

Director of Team Administration - **Tyler Wolf**
 Assistant to the Head Coach and Administrator of Coaching Operations - **ElizaBeth Mayers**

PRONUNCIATION GUIDE

Luq Barcoo	Luke BAR-koo
Taven Bryan	TAY-ven
K'Lavon Chaisson	KAY-luh-vahn CHASE-on
A.J. Cann	CAN
Nathan Cottrell	COT-trill
Tyler Eifert	EYE-fert
Daniel Ekuale	Eee-qwall-lay
Joe Giles-Harris	JILES-HARRIS
Adam Gotsis	GOT-sis
Tre Herndon	Tray
Jake Luton	LOOT-in
Ross Matiscik	MATTA-sick
James O'Shaughnessy	oh-SEAN-uh-see
Dare Ogunbowale	DAR-ay OH-gun-buh-WALL-ay
Devine Ozigbo	oh-ZIG-bo
Caraun Reid	kuh-RAHN
Brandon Rusnak	russ-NAK
Eric Saubert	SAW-bert
Joe Schobert	SHOW-bert
Laviska Shenault Jr.	luh-VISK-uh shuh-nault
Dawuane Smoot	duh-WAHN
Jarrold Wilson	Jared
Andrew Wingard	WING-urd

NFL WEEK 16 SCHEDULE

Friday, Dec. 25

Minnesota at New Orleans.....4:30 p.m.

Saturday, Dec. 26

Tampa Bay at Detroit.....1 p.m.
 San Francisco at Arizona4:30 p.m.
 Miami at Las Vegas.....8:15 p.m.

Sunday, Dec. 27

Chicago at Jacksonville1 p.m.
 Atlanta at Kansas City1 p.m.
 Cleveland at New York Jets.....1 p.m.
 Indianapolis at Pittsburgh1 p.m.
 New York Giants at Baltimore1 p.m.
 Cincinnati at Houston1 p.m.
 Denver at Los Angeles Chargers.....4:05 p.m.
 Carolina at Washington.....4:05 p.m.
 Philadelphia at Dallas.....4:25 p.m.
 Los Angeles Rams at Seattle.....4:25 p.m.
 Tennessee at Green Bay.....8:20 p.m.

Monday, Dec. 28

Buffalo at New England.....8:15 p.m.

JAGUARS 2020 LEADERS

CATEGORY	LEADER
Passing Attempts	G. Minshew II (327)
Passing Yards	G. Minshew II (2,259)
Rushing Attempts	J. Robinson (240)
Rushing Yards	J. Robinson (1,070)
Receptions	DJ Chark Jr./K. Cole Sr. (49)
Receiving Yards	DJ Chark Jr. (644)
Total Touchdowns	J. Robinson (10)
Points	J. Robinson (62)
Interceptions	S. Jones IV/J. Schobert (2)
Sacks	D Smoot (5.5)
Tackles	J. Schobert (125)



JAGUARS IN THE COMMUNITY



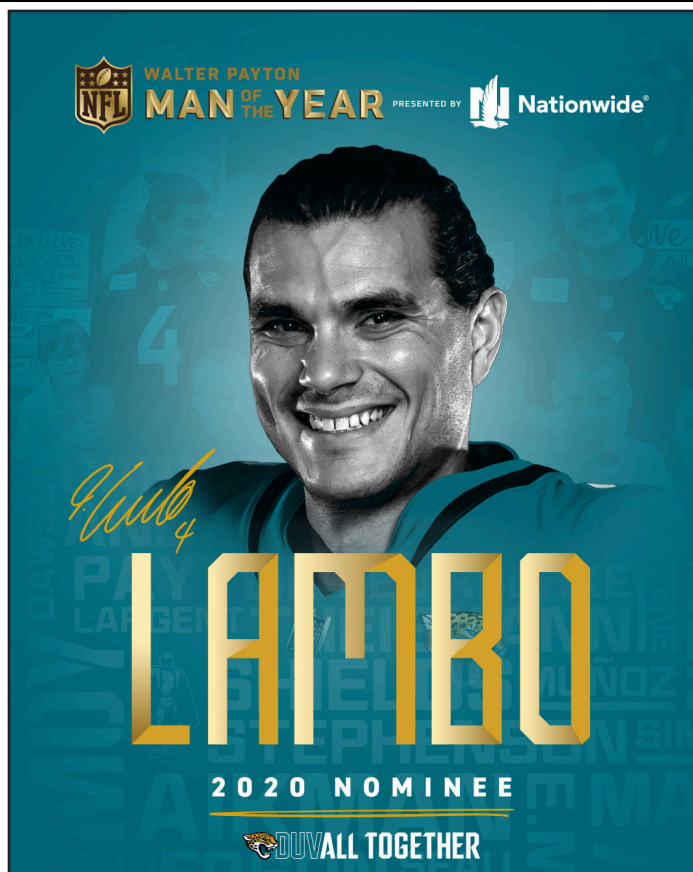
WALTER PAYTON MAN OF THE YEAR

On Thursday, Dec. 10, the Jaguars announced K **Josh Lambo** as the team's nominee for the Walter Payton NFL Man of the Year Award presented by Nationwide. Considered one of the league's most prestigious honors, the award recognizes the NFL player that best demonstrates outstanding community service and excellence on the field.

Lambo has dedicated his time, talents and resources to a variety of causes during his time in Jacksonville, but he's engaged most frequently with two causes close to his heart: special education and pet adoption. Since 2017, Lambo has been a frequent visitor to the North Florida School of Special Education and their 185 students. Earlier this year, he led the Lambo Literacy Challenge to help raise \$30,000 for the school through daily reading challenges. He regularly visits the school on his days off for birthday parties, pumpkin decorating or just to kick around the soccer ball during playtime. In 2019, he brought his bandmates to the school for an impromptu concert for the students. While the pandemic has limited his ability to interact in person with students, Lambo has taken time this year to read to classrooms virtually.

An animal lover with his own rescue dog named Indie, Lambo is a passionate advocate for pet adoption and has represented the cause on his cleats annually during the NFL's My Cause My Cleats campaign. At the start of the COVID-19 crisis, he joined with local shelter Fur Sisters - Forever Urs Rescue Inc. to cover the cost of pet adoptions for one week. In that short time, 16 dogs were adopted. He extended his offer for another 20 dogs and worked with local companies Pet Paradise and Pet Wants to also supply six months of pet food to new dog owners.

Beyond these two projects, Lambo is a ready participant in Jaguars Foundation initiatives throughout the season including patient visits at Wolfson Children's Hospital and packing care packages for U.S. service members overseas.



JAGUARS CELEBRATE THE HOLIDAYS

The Jaguars are celebrating the holidays the entire month of December with gift opportunities for deserving kids across the First Coast. On Monday, Dec. 14, the Jaguars Foundation with the Harvey Bernhardt Foundation by surprising more than 90 kids from the local Police Athletic League, Big Brothers Big Sisters, The Carpenter Shop, Boys and Girls Club of Northeast Florida and other nonprofits with new bikes and helmets for the holidays. Jaxson de Ville and members of THE ROAR of the Jaguars were present for the bike where each child also received a custom-fitted safety helmet.

On Monday, Dec. 21, rookie WRs **Collin Johnson** and **Laviska Sheanult Jr.** got into the Christmas spirit with a surprise gift for some special local athletes. Just two weeks ago, the Forestview Outlaws took home the National Pop Warner Mites Championship. The Jaguars invited them to visit TIAA Bank Field where they received a special video message from Johnson and Sheanult congratulating the team on their success and rewarding them each with a \$200 Christmas gift card to a local sporting good store. The team competes regularly at Yancey Park which previously received a grant through the NFL, LISC-Jacksonville and the Jaguars for community field improvements.





TALE OF THE TAPE

QB **Gardner Minshew II** was selected in the sixth round of the 2019 NFL Draft. Prior to his selection, he attended four different collegiate institutions and earned several accolades along the way. He initially attended Troy University on an academic scholarship before transferring to Northwest Mississippi Community College.

Northwest Mississippi Community College (2016)

- Led NWMCC to a NJCAA National Championship after completing 223 of 367 passes for 3,288 yards and 28 TDs

East Carolina (2016-17)


- Completed 293 of 506 attempts for 2,140 yards and 16 TDs as a junior before earning his bachelors degree in communications in December 2017

Washington State (2018)

- Finished fifth in the 2018 Heisman Trophy voting after setting Pac-12 Conference and WSU single-season records in passing yards (4,779) and completions (468)

- Won the 2018 Johnny Unitas Golden Arm Award (nation's top senior or fourth-year junior QB) and was named a finalist for the Walter Camp Player of the Year after leading the country in passing (367.6 yards per game)


THE EVOLUTION OF THE 'STACHE



NWCC (2015)



ECU (2017)



WSU (2018)



JAX (2020)

On the origins of the 'stache: "I've done weird facial hair stuff for a long time, but the 'stache caught on [at Washington State]. There were a bunch of us that were going to do it going into fall camp. We get about half way through it and everyone else quit on me. I was like, I'm going to do this longer than anybody and then it just caught on."

On if he thought the cult status would develop: "Absolutely not. It's taken on a life of its own. *It calls the shots now. I'm just along for the ride.*"

RUMBLING ROBINSON

RB **James Robinson** found the end zone for the 10th time this season in Week 15 against Baltimore on a 17-yard reception. Robinson's 10 total TDs are tied for the second-most among rookies in the NFL this season.

TOUCHDOWNS, ROOKIES, NFL, 2020

RK.	PLAYER	SCRIMMAGE TDS	RUSH TDS	REC TDS
1.	RB Antonio Gibson (WAS)	11	11	0
2.	RB James Robinson (JAX)	10	7	3
	WR Chase Claypool (PIT)	10	2	8
4.	RB D'Andre Swift (DET)	9	7	2
5.	RB Jonathan Taylor (IND)	8	7	1
6.	WR Justin Jefferson (MIN)	7	0	7
	WR Brandon Aiyuk (S.F.)	7	2	5

HOMETOWN HERO

RB **James Robinson** enjoyed an illustrious prep career at Rockford Lutheran High School, where he played both basketball and football. Robinson set IHSA career records with 9,045 rushing yards and 158 rushing TDs. As a senior, he rushed for 2,461 yards and 44 TDs.

478

Robinson rushed for 478 yards and seven TDs in the first half of a high school game. Robinson did not play in the second half and his team won 95-28.

948

Robinson scored 948 points in high school, which is the Illinois State record.

2,461

Robinson rushed for 2,469 yards and 51 TDs as a sophomore, tied for the second-highest single-season total in Illinois High School Association history.

9,045

Robinson rushed for 9,045 yards in his high school career, the most in Illinois High School Association history and his 9,045 yards rank in the top 15 all-time in U.S. high school history.

ROBINSON'S RANKINGS

RB **James Robinson** has recorded the third-most rushing yards (1,070) in the NFL in 2020. Robinson has also totaled 1,414 scrimmage yards, the most among all rookies and the fourth-most among all players in the league this season.

RUSHING YARDS, NFL, 2020

RK.	PLAYER (TEAM)	RUSHING ATTEMPTS	YARDS	RUSH TDS
1.	RB Derrick Henry (TEN)	321	1,679	15
2.	RB Dalvin Cook (MIN)	297	1,484	15
3.	RB James Robinson (JAX)	240	1,070	7
4.	RB Aaron Jones (G.B.)	180	968	8
5.	RB Nick Chubb (CLE)	165	931	10

SCRIMMAGE YARDS, NFL, 2020

RK.	PLAYER (TEAM)	RUSH YARDS	REC YARDS	SCRIMMAGE
1.	RB Dalvin Cook (MIN)	1,484	349	1,833
2.	RB Derrick Henry (TEN)	1,679	114	1,793
3.	RB Alvin Kamara (N.O.)	777	739	1,516
4.	RB James Robinson (JAX)	1,070	344	1,414
5.	WR Tyreek Hill (K.C.)	123	1,211	1,334

SCRIMMAGE YARDS, ROOKIES, 2020

RK.	PLAYER (TEAM)	RUSH YARDS	REC YARDS	SCRIMMAGE
1.	RB James Robinson (JAX)	1,070	344	1,414
2.	WR Justin Jefferson (MIN)	2	1,182	1,184
3.	RB Jonathan Taylor (IND)	842	298	1,140
4.	RB Clyde Edwards-Helaire (K.C.)	803	297	1,100
5.	RB Antonio Gibson (WAS)	659	233	892



ROBINSON CHASING RECORDS

RB **James Robinson** currently ranks in the top five in rushing attempts, rushing yards, rushing TDs and scrimmage yards by a rookie in franchise history. With 153 rushing yards over the last two games of the season, Robinson will surpass former RB **Fred Taylor** for the most rushing yards by a rookie in franchise history.

RUSHING ATTEMPTS, ROOKIE FRANCHISE HISTORY

RK.	PLAYER	YEAR	RUSHING ATTEMPTS
1.	RB Leonard Fournette	2017	268
2.	RB Fred Taylor	1998	264
3.	RB James Robinson	2020	240
4.	RB T.J. Yeldon	2015	182
5.	RB Maurice Jones-Drew	2006	166

RUSHING YARDS, ROOKIE FRANCHISE HISTORY

RK.	PLAYER	YEAR	RUSHING YARDS
1.	RB Fred Taylor	1998	1,223
2.	RB James Robinson	2020	1,070
3.	RB Leonard Fournette	2017	1,040
4.	RB Maurice Jones-Drew	2006	941
5.	RB T.J. Yeldon	2015	740

RUSHING TDs, ROOKIE FRANCHISE HISTORY

RK.	PLAYER	YEAR	RUSHING TDs
1.	RB Fred Taylor	1998	14
2.	RB Maurice Jones-Drew	2006	13
3.	RB Leonard Fournette	2017	9
4.	RB James Robinson	2020	7
5.	RB Greg Jones	2004	3

SRIMMAGE YARDS, ROOKIE FRANCHISE HISTORY

RK.	PLAYER	YEAR	SCRIMMAGE YARDS
1.	RB Fred Taylor	1998	1,644
2.	RB James Robinson	2020	1,414
3.	RB Maurice Jones-Drew	2006	1,377
4.	RB Leonard Fournette	2017	1,342
5.	RB T.J. Yeldon	2015	1,019

DIAMONDS IN THE ROUGH

RB **James Robinson**, an undrafted rookie out of Illinois State, has totaled 1,414 scrimmage yards this season through 14 games played, the most by any undrafted rookie in NFL history.

SCRIMMAGE YARDS, SEASON UNDRAFTED ROOKIES, NFL HISTORY

RK.	PLAYER (TEAM, YEAR)	RUSH YARDS	REC YARDS	SCRIMMAGE
1.	RB James Robinson (JAX, 2020)	1,070	344	1,414
2.	RB Dominic Rhodes (IND, 2001)	1,104	224	1,328
3.	RB Phillip Lindsay (DEN, 2018)	1,037	241	1,278

NOTE THE QUOTE: ON RB JAMES ROBINSON

"His story is phenomenal. Obviously being undrafted, now to being one of the highest producing running backs in the NFL ... [Robinson] should be in the conversation for Rookie of the Year and a Pro Bowl candidate"

- Former NFL Wide Receiver **Chad Johnson**

COLE WORLD

WR **Keelan Cole Sr.** has played in all 14 contests this season and registered 49 receptions for 593 yards and a team-leading five receiving TDs.

With a franchise-record 91-yard punt return for a TD in Week 10 at Green Bay, Cole is the only player in the NFL this season to record at least five receiving TDs and one punt return for a TD, and is the fifth player to do so since 2016.

Since entering the league in 2017 as an undrafted rookie, Cole has tallied 153 receptions for 2,193 yards and 12 receiving TDs, all of which rank in the top six among undrafted WRs in the NFL during that span.

RECEPTIONS, UNDRAFTED WRs, NFL, 2017-20

RK.	PLAYER	TEAM(S)	RECEPTIONS
1.	WR Adam Thielen	MIN	296
2.	WR Robby Anderson	NYJ/CAR	250
3.	WR Cole Beasley	DAL/BUF	247
4.	WR Danny Amendola	N.E./MIA/DET	222
5.	WR Adam Humphries	TEN	203
6.	WR Keelan Cole Sr.	JAX	153

RECEIVING YARDS, UNDRAFTED WRs, NFL, 2017-20

RK.	PLAYER (TEAM)	TEAM(S)	RECEIVING YARDS
1.	WR Adam Thielen	MIN	3,838
2.	WR Robby Anderson	NYJ/CAR	3,489
3.	WR Cole Beasley	DAL/BUF	2,714
4.	WR Danny Amendola	N.E./MIA/DET	2,471
5.	WR Keelan Cole Sr.	JAX	2,193
6.	WR Adam Humphries	TEN	2,049

RECEIVING TOUCHDOWNS, UNDRAFTED WRs, NFL, 2017-20

RK.	PLAYER (TEAM)	TEAM(S)	RECEIVING TDs
1.	WR Adam Thielen	MIN	32
2.	WR Robby Anderson	NYJ/CAR	20
3.	WR Cole Beasley	DAL/BUF	17
4.	WR Tyrell Williams	LAC/L.V.	15
5.	WR Doug Baldwin	SEA	13
6.	WR Keelan Cole Sr.	JAX	12

NOTE THE QUOTES: ON RB JAMES ROBINSON

"He's almost not human the way he, week in and week out, is able to perform and keep his body healthy. It's just impressive and motivating too, seeing an undrafted guy come in here and put up the numbers he's doing and being such a good teammate. It's motivating. He's a great guy for our locker room and just a beast."

- WR Collin Johnson

"This guy is a workhorse running back. He has the potential to be a great one. He has the potential to be a star. When I look at him, and all the things he can do ... just his juice, his energy, the way he plays the game. James Robinson, that's the guy that I want to see play."

- Former NFL Linebacker and current CBS Sports Analyst **London Fletcher**

"There is no workhorse who is more of a workhorse than James Robinson ... this guy has been just remarkable. An undrafted rookie, to be this remarkable, to be this much of a workhorse ... he continues to find ways. He's amazing."

- ESPN NFL Insider **Field Yates**

OFFENSIVE NOTES



ROBINSON THE RECEIVER

RB **James Robinson** is tied for the team lead in receptions and leads all rookie running backs in the NFL with 49 receptions for 344 yards and three receiving TDs.

RECEPTIONS, ROOKIE RBs, NFL, 2020

RK.	PLAYER	TEAM	RECEPTIONS
1.	RB James Robinson	JAX	49
2.	RB D'Andre Swift	DET	39
3.	RB Clyde Edwards-Helaire	K.C.	36
4.	RB Jonathan Taylor	IND	35
5.	RB Antonio Gibson	WAS	32

RECEIVING YARDS, ROOKIE RBs, NFL, 2020

RK.	PLAYER	TEAM	RECEIVING YARDS
1.	RB James Robinson	JAX	344
2.	RB D'Andre Swift	DET	316
3.	RB Jonathan Taylor	IND	298
4.	RB Clyde Edwards-Helaire	K.C.	297
5.	RB Antonio Gibson	WAS	233

RECEIVING TOUCHDOWNS, ROOKIE RBs, NFL, 2020

RK.	PLAYER	TEAM	RECEIVING TOUCHDOWNS
1.	RB James Robinson	JAX	3
	RB D'Andre Swift	DET	2
	RB Gabe Nabers	LAC	2
4.	Seven players tied		1

Robinson's 49 receptions are the most by an undrafted rookie running back in NFL history, while his 344 receiving yards rank second.

RECEPTIONS, UNDRAFTED ROOKIE RBs, NFL HISTORY

RK.	PLAYER (TEAM)	YEAR	RECEPTIONS
1.	RB James Robinson (JAX)	2020	49
2.	RB Clark Gaines (NYJ)	1976	41
3.	RB Keiland Williams (WAS)	2010	39
4.	RB Branden Oliver (S.D.)	2014	36
5.	RB Phillip Lindsay (DEN)	2018	35
	RB Selvin Young (DEN)	2007	35

RECEIVING YARDS, UNDRAFTED ROOKIE RBs, NFL HISTORY

RK.	PLAYER (TEAM)	YEAR	RECEIVING YARDS
1.	RB Clark Gaines (NYJ)	1976	400
2.	RB James Robinson (JAX)	2020	344
3.	RB Keiland Williams (WAS)	2010	309
4.	RB Leon Bright (NYG)	1981	291
5.	RB Austin Ekeler (LAC)	2017	279

With three receptions at Baltimore, Robinson surpassed former RB **Maurice Jones-Drew** for the most receptions by a rookie running back in franchise history.

RECEPTIONS, ROOKIE RBs FRANCHISE HISTORY

RK.	PLAYER	YEAR	RECEPTIONS
1.	RB James Robinson	2020	49
2.	RB Maurice Jones-Drew	2006	46
3.	RB Fred Taylor	1998	44
4.	RB T.J. Yeldon	2015	36
	RB Leonard Fournette	2017	36

SWISS ARMY SHENAUT

Rookie WR **Laviska Shenault Jr.** has appeared in 12 games this season, hauling in 47 receptions for 484 yards (10.3 rec. avg.) and two TDs, all of which rank in the top-six among rookie WRs in franchise history.

With two receptions in Week 16 against Chicago, Shenault will surpass former WRs **Mike Thomas** and **Allen Robinson** for the fourth-most receptions by a rookie wide receiver in team history.

RECEPTIONS, ROOKIE WRs, FRANCHISE HISTORY

RK.	PLAYER	YEAR	RECEPTIONS
1.	WR Justin Blackmon	2012	64
2.	WR Allen Hurns	2014	51
	WR Ace Sanders	2013	51
4.	WR Mike Thomas	2009	48
	WR Allen Robinson	2014	48
6.	WR Laviska Shenault Jr.	2020	47

RECEIVING YARDS, ROOKIE WRs, FRANCHISE HISTORY

RK.	PLAYER	YEAR	RECEIVING YARDS
1.	WR Justin Blackmon	2012	865
2.	WR Keelan Cole Sr.	2017	748
3.	WR Allen Hurns	2014	677
4.	WR Allen Robinson	2014	548
5.	WR Laviska Shenault Jr.	2020	484
	WR Ace Sanders	2013	484

RECEIVING TDs, ROOKIE WRs, FRANCHISE HISTORY

RK.	PLAYER	YEAR	RECEIVING TDs
1.	WR Allen Hurns	2014	6
2.	WR Matt Jones	2005	5
3.	WR Justin Blackmon	2012	5
4.	WR Keelan Cole Sr.	2017	3
5.	WR Laviska Shenault Jr.	2020	2
	Five players tied	-	2

Shenault has rushed 17 times for 93 yards (5.47 rush avg.) this season, the most by a rookie wide receiver in franchise history, and the third-most rushing yards in a season by a receiver in team history.

RUSHING YARDS, ROOKIE WRs, FRANCHISE HISTORY

RK.	PLAYER	YEAR	RUSHING YARDS
1.	WR Laviska Shenault Jr.	2020	93
2.	WR Mike Thomas	2009	86
3.	WR Denard Robinson	2013	66
4.	WR Matt Jones	2005	51
5.	WR R. Jay Soward	2000	28
6.	WR Justin Blackmon	2012	23

RUSHING YARDS, WRs, SINGLE SEASON, FRANCHISE HISTORY

RK.	PLAYER	YEAR	RUSHING YARDS
1.	WR Mike Thomas	2010	114
2.	WR Dede Westbrook	2018	98
3.	WR Laviska Shenault Jr.	2020	93
4.	WR Mike Thomas	2009	86
5.	WR Denard Robinson	2013	66
6.	WR Matt Jones	2005	51



DEFENSIVE NOTES



TACKLE MACHINE

Since becoming a full-time starter in 2017 with the Browns, LB **Joe Schobert** has totaled 503 tackles, the third-most in the NFL during that span.

TACKLES, 2017-20

RK.	PLAYER (TEAMS)	TACKLES
1.	LB Blake Martinez (G.B./NYG)	569
2.	LB Bobby Wagner (SEA)	556
3.	LB Joe Schobert (CLE/JAX)	503
4.	LB Jaylon Smith (DAL)	477

Schobert has started at middle linebacker in all 14 games this season and posted a team-leading 125 tackles and two INTs. Schobert has posted six INTs since 2019, the most among all NFL linebackers during that span. His 125 tackles this season rank second in the AFC among all players.

INTs, LBs, 2019-20

RK.	PLAYER (TEAMS)	INTS	TACKLES
1.	LB Joe Schobert (CLE/JAX)	6	258
2.	LB Darius Leonard (IND)	5	230
3.	LB KJ Wright (SEA)	4	208
4.	LB Jamie Collins (N.E./DET)	4	181

TACKLES AFC, 2020

RK.	PLAYER (TEAM)	TACKLES
1.	LB Zach Cunningham (HOU)	136
2.	LB Joe Schobert (JAX)	125
3.	LB Neville Hewitt (NYJ)	120
4.	S Jordan Poyer (BUF)	112

With a 43-yard INT return for a TD in Week 13 at Minnesota, Schobert recorded the first pick six of his career.

Schobert is the only player in the NFL this season with at least 100 tackles and a pick six, and is one of six players to compile 100-plus tackles and multiple INTs this year.

PLAYERS WITH AT LEAST 100 TACKLES AND 2 INTs NFL, 2020

PLAYER (TEAMS)	INTS	TACKLES
LB Joe Schobert (JAX)	2	125
S Jordan Poyer (BUF)	2	112
LB Eric Kendricks (MIN)	3	107
LB Eric Wilson (MIN)	3	105
S Budda Baker (ARI)	2	104
LB Fred Warner (S.F.)	2	101

NOTE THE QUOTE: ON JOE SCHOBERT

"To have another baller with me in Joe [Schobert], I thought it was better because I feel like as a linebacker, when you've got somebody who's up to your caliber or just understands, you guys can speak the same language, it makes your job that much easier. So, it's really a tandem job and I really feel like them bringing Joe in, really made it a lot easier for me, so it was cool."

- LB **Myles Jack**

JACK-D UP

Defensive captain LB **Myles Jack** registered 10 tackles (seven solo) in Week 15 at Baltimore, his seventh game with double-digit tackles this season. Jack now has 105 tackles (61 solo), six tackles for loss, four passes defended, two fumble recoveries, one forced fumble and one INT this season.

Jack is one of just four players in the NFL with at least 100 tackles, two fumble recoveries and one INT this season.

PLAYERS WITH 100+ TACKLES, 2+ FUMBLE RECOVERIES, 1+ INT NFL, 2020

PLAYER (TEAM)	TACKLES	FR	INT
LB Myles Jack (JAX)	105	2	1
LB Eric Wilson (MIN)	105	2	3
LB Lavonte David (T.B.)	104	2	1
S Jeremy Chinn (CAR)	100	2	1

DYNAMIC DUO

LBs **Joe Schobert** (125) and **Myles Jack** (105) have combined for 230 tackles on the season, the third-most out of any linebacker tandem in the NFL this season. Their three combined INTs on the year are tied for the fourth-most by a linbacker duo on the season.

LINEBACKER DUO COMBINED TACKLES, NFL, 2020

RK.	PLAYERS	TEAM	TACKLES	INTS
1.	LB Zach Cunningham , LB Tyrell Adams	HOU	242	0
2.	LB Devin White , LB Lavonte David	T.B.	234	1
3.	LB Joe Schobert , LB Myles Jack	JAX	230	3
4.	LB Roquan Smith , LB Danny Trevathan	CHI	228	0
5.	LB Eric Kendricks , LB Eric Wilson	MIN	212	6

INSTANT IMPACT

Jacksonville's rookie class ranks in the top three in several categories this season among rookie classes among the league, including scrimmage yards, receptions and tackles.

SCRIMMAGE YARDS, ROOKIES, TEAM, NFL, 2020

RK.	TEAM	SCRIMMAGE YARDS
1.	Jacksonville Jaguars	2,286
2.	Indianapolis Colts	1,726
3.	Denver Broncos	1,219

RECEPTIONS, ROOKIES, TEAM, NFL, 2020

RK.	TEAM	RECEPTIONS
1.	Jacksonville Jaguars	115
2.	Denver Broncos	84
3.	Indianapolis Colts	80

TACKLES, ROOKIES, TEAM NFL, 2020

RK.	TEAM	TOTAL TACKLES
1.	Carolina Panthers	248
2.	Minnesota Vikings	172
3.	Jacksonville Jaguars	171



JAGUARS 2020 STATISTICS



Won 1, Lost 13

9/13/2020	W	27 - 20	Indianapolis Colts
9/20/2020	L	30 - 33	at Tennessee Titans
9/24/2020	L	13 - 31	Miami Dolphins
10/4/2020	L	25 - 33	at Cincinnati Bengals
10/11/2020	L	14 - 30	at Houston Texans
10/18/2020	L	16 - 34	Detroit Lions
10/25/2020	L	29 - 39	at Los Angeles Chargers
11/8/2020	L	25 - 27	Houston Texans
11/15/2020	L	20 - 24	at Green Bay Packers
11/22/2020	L	3 - 27	Pittsburgh Steelers
11/29/2020	L	25 - 27	Cleveland Browns
12/6/2020	L	24 - 27	at Minnesota Vikings
12/13/2020	L	10 - 31	Tennessee Titans
12/20/2020	L	14 - 40	at Baltimore Ravens

Total First Downs	278	343
Rushing	74	120
Passing	180	183
Penalty	24	40
3rd Down: Made/Att	74/180	77/176
3rd Down Pct.	41.1%	43.8%
4th Down: Made/Att	7/24	10/16
4th Down Pct.	29.2%	62.5%
Possession Avg.	27:45	32:15
Total Net Yards	4656	5855
Avg. Per Game	332.6	418.2
Total Plays	878	934
Avg. Per Play	5.3	6.3
Net Yards Rushing	1390	2051
Avg. Per Game	99.3	146.5
Total Rushes	304	447
Net Yards Passing	3266	3804
Avg. Per Game	233.3	271.7
Sacked/Yards Lost	37/217	17/89
Gross Yards	3483	3893
Attempts/Completions	537/337	470/329
Completion Pct.	62.8%	70.0%
Had Intercepted	14	10
Punts/Average	52/47.0	42/42.5
Net Punting Avg.	42.6	35.1
Penalties/Yards	94/902	73/655
Fumbles/Ball Lost	15/8	13/5

Touchdowns	33	49
Rushing	9	18
Passing	21	31
Returns	3	0

Score By Periods	Q1	Q2	Q3	Q4	OT	Pts
Team	42	80	69	84	0	275
Opponents	87	148	104	81	3	423

Scoring	TD	Ru	Pa	Rt	PAT	FG	2Pt	Pts
J.Robinson	10	7	3	0	0/0	0/0	1	62
K.Cole	6	0	5	1	0/0	0/0	0	36
A.Rosas	0	0	0	0	5/5	7/10	0	26
D.Chark	4	0	4	0	0/0	0/0	0	24
J.Lambo	0	0	0	0	8/10	5/5	0	23
C.McLaughlin	0	0	0	0	3/4	4/5	0	15
C.Johnson	2	0	2	0	0/0	0/0	1	14
L.Shenault	2	0	2	0	0/0	0/0	0	12
C.Conley	2	0	2	0	0/0	0/0	0	12
T.Eifert	2	0	2	0	0/0	0/0	0	12
C.Thompson	1	0	1	0	0/0	0/0	0	6
G.Minshew	1	1	0	0	0/0	0/0	0	6
J.Schobert	1	0	0	1	0/0	0/0	0	6
D.Thomas	1	0	0	1	0/0	0/0	0	6
J.Luton	1	1	0	0	0/0	0/0	0	6
J.Brown	0	0	0	0	1/1	1/2	0	4
S.Hauschka	0	0	0	0	2/2	0/2	0	2
B.Ellefson	0	0	0	0	0/0	0/0	1	2
B.Wright	0	0	0	0	1/2	0/0	0	1
Team	33	9	21	3	20/24	17/24	3	275
Opponents	49	18	31	0	44/48	27/33	0	423

2-Pt. Conversions: Team 3/9, Opponents: 0/1

Sacks: D.Smoot 5.5, J.Allen 2.5, J.Schobert 1.5, D.Hamilton 1.0, D.Ekual 1.0, T.Herndon 1.0, K.Chaisson 1.0, J.Giles-Harris 1.0, M.Jack 1.0, A.Lynch 1.0, T.Bryan 0.5 **Team: 17.0, Opponents: 36.0**

Rushing	No.	Yds	Avg	Long	TD
J.Robinson	240	1070	4.5	47	7
G.Minshew	29	153	5.3	16	1
L.Shenault	17	93	5.5	17	0
D.Ogunbowale	4	24	6.0	17	0
C.Thompson	7	20	2.9	5	0
M.Glennon	5	15	3.0	4	0
J.Luton	1	13	13.0	13t	1
K.Cole	1	2	2.0	2	0
Team	304	1390	4.6	47	9
Opponents	447	2051	4.6	54	18

Receiving	No.	Yds	Avg	Long	TD
D.Chark	49	644	13.1	73t	4
K.Cole	49	593	12.1	51	5
J.Robinson	49	344	7.0	28	3
L.Shenault	47	484	10.3	36	2
T.Eifert	33	322	9.8	28	2
C.Conley	30	357	11.9	51	2
J.O'Shaughnessy	25	234	9.4	26	0
C.Thompson	20	146	7.3	15	1
C.Johnson	18	272	15.1	46t	2
D.Ozigbo	8	39	4.9	12	0
D.Ogunbowale	3	25	8.3	12	0
E.Saubert	2	7	3.5	4	0
B.Ellefson	1	10	10.0	10	0
D.Westbrook	1	4	4.0	4	0
B.Miller	1	2	2.0	2	0
G.Minshew	1	0	0.0	0	0
T.Godwin	0	0	0.0	0	0
T.Davis	0	0	0.0	0	0
Team	337	3483	10.3	73t	21
Opponents	329	3893	11.8	78t	31

Interceptions	No.	Yds	Avg	Long	TD
J.Schobert	2	45	22.5	43t	1
S.Jones	2	1	0.5	1	0
D.Thomas	1	53	53.0	53	0
J.Wilson	1	48	48.0	48	0
C.Henderson	1	22	22.0	22	0
A.Wingard	1	12	12.0	12	0
M.Jack	1	0	0.0	0	0
J.Jones	1	0	0.0	0	0
Team	10	181	18.1	53	1
Opponents	14	128	9.1	44	0

Punting	No	Yds	Avg	Net	TB	In	Lg	B
L.Cooke	49	2334	47.6	43.4	5	18	67	0
A.Rosas	3	110	36.7	29.0	0	0	44	0
Team	52	2444	47.0	42.6	5	18	67	0
Opponents	42	1784	42.5	35.1	6	17	61	1

Punt Returns	Ret	FC	Yds	Avg	Long	TD
K.Cole	9	6	140	15.6	91t	1
D.Westbrook	4	1	44	11.0	13	0
C.Claybrooks	2	2	-1	-0.5	0	0
T.Quinn	1	0	6	6.0	6	0
Team	16	9	189	11.8	91t	1
Opponents	19	8	131	6.9	20	0

Kickoff Returns	No.	Yds	Avg	Long	TD
C.Claybrooks	9	191	21.2	39	0
D.Westbrook	4	89	22.3	26	0
N.Cottrell	4	69	17.3	19	0
K.Cole	3	80	26.7	40	0
T.Godwin	2	20	10.0	15	0
B.Miller	1	7	7.0	7	0
Team	23	456	19.8	40	0
Opponents	23	424	18.4	43	0

Field Goals	1-19	20-29	30-39	40-49	50+
A.Rosas	0/0	2/2	2/2	0/1	3/5
C.McLaughlin	0/0	1/1	1/1	1/1	1/2
J.Lambo	0/0	0/0	2/2	1/1	2/2
J.Brown	0/0	0/0	1/2	0/0	0/0
S.Hauschka	0/0	0/1	0/0	0/1	0/0
Team	0/0	3/4	6/7	2/4	6/9
Opponents	0/0	3/3	11/12	10/12	3/6

Fumbles Lost: G.Minshew II 3, J.Robinson 1, M.Glennon 1, C.Conley 1, D.Westbrook 1, G.Minshew 1 **Total: 8**
Opponent Fumble Recoveries: M.Jack 2, A.Wingard 1, D.Costin 1, D.Hamilton 1 **Total: 5**

Passing	Att	Cmp	Yds	Cmp%	Yds/Att	TD	TD%	Int	Int%	Long	Sack	Lost	Rating
G.Minshew	327	216	2259	66.1%	6.9	16	4.9%	5	1.5%	51	27/	147	95.9
J.Luton	110	60	624	54.5%	5.7	2	1.8%	6	5.5%	73t	7/	52	54.5
M.Glennon	100	61	600	61.0%	6.0	3	3.0%	3	3.0%	46t	2/	14	75.4
J.Robinson	0	0	0	0.0%	0.0	0	0.0%	0	0.0%	0	1/	4	0.0
Team	537	337	3483	62.8%	6.5	21	3.9%	14	2.6%	73t	37/	217	83.6
Opponents	470	329	3893	70.0%	8.3	31	6.6%	10	2.1%	78t	17/	89	108.0



BEARS 2020 STATISTICS



Won 7, Lost 7

9/13/2020	W	27 - 23	at Detroit Lions
9/20/2020	W	17 - 13	New York Giants
9/27/2020	W	30 - 26	at Atlanta Falcons
10/4/2020	L	11 - 19	Indianapolis Colts
10/8/2020	W	20 - 19	Tampa Bay Buccaneers
10/18/2020	W	23 - 16	at Carolina Panthers
10/26/2020	L	10 - 24	at Los Angeles Rams
11/1/2020	L	23 - 26	New Orleans Saints
11/8/2020	L	17 - 24	at Tennessee Titans
11/16/2020	L	13 - 19	Minnesota Vikings
11/29/2020	L	25 - 41	at Green Bay Packers
12/6/2020	L	30 - 34	Detroit Lions
12/13/2020	W	36 - 7	Houston Texans
12/20/2020	W	33 - 27	at Minnesota Vikings

Total First Downs

Rushing	286	300
Passing	188	167
Penalty	22	35
3rd Down: Made/Att	59/178	71/191
3rd Down Pct.	33.1%	37.2%
4th Down: Made/Att	10/20	13/22
4th Down Pct.	50.0%	59.1%
Possession Avg.	29:38	30:22
Total Net Yards	4555	4924
Avg. Per Game	325.4	351.7
Total Plays	899	922
Avg. Per Play	5.1	5.3
Net Yards Rushing	1411	1659
Avg. Per Game	100.8	118.5
Total Rushes	329	403
Net Yards Passing	3144	3265
Avg. Per Game	224.6	233.2
Sacked/Yards Lost	34/264	33/223
Gross Yards	3408	3488
Attempts/Completions	536/345	486/307
Completion Pct.	64.4%	63.2%
Had Intercepted	14	8
Punts/Average	60/45.6	55/45.6
Net Punting Avg.	39.2	40.4
Penalties/Yards	83/721	81/716
Fumbles/Ball Lost	16/5	15/7
Touchdowns	34	34
Rushing	8	10
Passing	24	22
Returns	2	2

Score By Periods

Team			58	110	24	123	0	315
Opponents			68	87	93	67	3	318
Scoring	TD	Ru	Pa	Rt	PAT	FG	2Pt	Pts
C.Santos	0	0	0	0	30/31	25/27	0	105
D.Montgomery	8	6	2	0	0/0	0/0	1	50
A.Robinson	6	0	6	0	0/0	0/0	0	36
J.Graham	6	0	6	0	0/0	0/0	0	36
D.Mooney	4	0	4	0	0/0	0/0	1	26
C.Kmet	2	0	2	0	0/0	0/0	0	12
C.Patterson	2	1	0	1	0/0	0/0	0	12
A.Miller	2	0	2	0	0/0	0/0	0	12
J.Wims	1	0	1	0	0/0	0/0	0	6
R.Nall	1	0	1	0	0/0	0/0	0	6
E.Jackson	1	0	0	1	0/0	0/0	0	6
N.Foles	1	1	0	0	0/0	0/0	0	6
K.Mack	0	0	0	0	0/0	0/0	0	2
Team	34	8	24	2	30/31	25/27	2	315
Opponents	34	10	22	2	30/33	28/34	0	318

2-Pt. Conversions: Team 2/3, Opponents: 0/1

Sacks: K.Mack 8.0, B.Nichols 5.0, M.Edwards 4.0, R.Smith 4.0, A.Hicks 3.5, B.Urban 2.5, B.Mingo 2.5, R.Quinn 2.0, J.Vaughters 1.5
Team: 33.0, Opponents: 34.0

Rushing	No.	Yds	Avg	Long	TD
D.Montgomery	202	906	4.5	80t	6
C.Patterson	60	214	3.6	13	1
M.Trubisky	27	163	6.0	45	0
T.Cohen	14	74	5.3	17	0
D.Mooney	3	18	6.0	16	0
A.Miller	2	12	6.0	9	0
B.Mingo	1	11	11.0	11	0
A.Pierce	3	9	3.0	6	0
N.Foles	14	3	0.2	7	1
J.Wims	1	2	2.0	2	0
R.Nall	1	0	0.0	0	0
A.Robinson	1	-1	-1.0	-1	0
Team	329	1411	4.3	80t	8
Opponents	403	1659	4.1	37	10

Receiving	No.	Yds	Avg	Long	TD
A.Robinson	90	1110	12.3	42	6
D.Mooney	46	499	10.8	50	4
A.Miller	45	462	10.3	34	2
J.Graham	44	382	8.7	29	6
D.Montgomery	43	349	8.1	28t	2
C.Patterson	21	132	6.3	25	0
C.Kmet	19	184	9.7	38	2
R.Nall	8	67	8.4	18	1
D.Harris	7	45	6.4	9	0
J.Wims	6	48	8.0	13	1
T.Cohen	6	41	6.8	20	0
R.Ridley	4	39	9.8	18	0
T.Ginn	3	40	13.3	29	0
L.Miller	2	6	3.0	7	0
B.Massie	1	4	4.0	4	0
J.Holtz	0	0	0.0	0	0
Team	345	3408	9.9	50	24
Opponents	307	3488	11.4	63	22

Interceptions	No.	Yds	Avg	Long	TD
T.Gipson	2	10	5.0	9	0
K.Mack	1	33	33.0	33	0
D.Bush	1	10	10.0	10	0
B.Nichols	1	7	7.0	7	0
K.Fuller	1	5	5.0	5	0
D.Houston-Carson	1	0	0.0	0	0
S.McManis	1	0	0.0	0	0
Team	8	65	8.1	33	0
Opponents	14	95	6.8	34	0

Punting	No	Yds	Avg	Net	TB	In	Lg	B
P.O'Donnell	60	2738	45.6	39.2	5	26	64	0
Team	60	2738	45.6	39.2	5	26	64	0
Opponents	55	2507	45.6	40.4	6	17	65	0

Punt Returns	Ret	FC	Yds	Avg	Long	TD
D.Harris	10	0	81	8.1	19	0
A.Miller	5	3	55	11.0	32	0
T.Ginn	5	1	24	4.8	10	0
D.Carter	1	2	5	5.0	5	0
T.Cohen	1	3	0	0.0	0	0
Team	22	9	165	7.5	32	0
Opponents	24	20	287	12.0	42	0

Kickoff Returns	No.	Yds	Avg	Long	TD
C.Patterson	32	942	29.4	104	1
J.Holtz	5	49	9.8	17	0
R.Nall	3	35	11.7	17	0
D.Harris	2	23	11.5	16	0
A.Miller	1	16	16.0	16	0
D.Mooney	1	5	5.0	5	0
Team	44	1070	24.3	104t	1
Opponents	32	646	20.2	35	0

Field Goals	1-19	20-29	30-39	40-49	50+
C.Santos	0/0	6/6	9/9	8/9	2/3
Team	0/0	6/6	9/9	8/9	2/3
Opponents	0/0	10/11	12/12	6/8	0/3

Fumbles Lost: M.Trubisky 2, A.Miller 1, D.Montgomery 1, Dw.Harris 1 Total: 5

Opponent Fumble Recoveries: K.Mack 2, E.Jackson 1, J.Woods 1, R.Quinn 1, Ta.Gipson 1, A.Hicks 1 Total: 7

Passing	Att	Cmp	Yds	Cmp%	Yds/Att	TD	TD%	Int	Int%	Long	Sack	Lost	Rating
N.Foles	311	202	1852	65.0%	6.0	10	3.2%	8	2.6%	50	18/	145	81.0
M.Trubisky	220	142	1538	64.5%	7.0	14	6.4%	6	2.7%	35	16/	119	94.9
T.Bray	5	1	18	20.0%	3.6	0	0.0%	0	0.0%	18	0/	0	42.1
Team	536	345	3408	64.4%	6.4	24	4.5%	14	2.6%	50	34/	264	86.3
Opponents	486	307	3488	63.2%	7.2	22	4.5%	8	1.6%	63	33/	223	92.8



ALPHABETICAL



NO	NAME	POS	HT	WT	DOB	AGE	EXP	COLLEGE	HOMETOWN	HOW ACQ.
53	Allen, Dakota	LB	6-1	232	11/2/95	25	2	Texas Tech	Humble, Texas	PS (LAR)-'19
36	Barcoo, Luq	CB	6-1	175	7/27/98	22	R	San Diego State	San Diego, Calif.	FA-'20
90	Bryan, Taven	DL	6-5	291	3/11/96	24	3	Florida	Casper, Wyo.	D1-'18
60	Cann, A.J.	OL	6-3	315	10/3/91	29	6	South Carolina	Bamberg, S.C.	D3-'15
45	Chaisson, K'Lavon	DE/LB	6-3	254	7/25/99	21	R	LSU	Houston, Texas	D1b-'20
17	Chark Jr., DJ	WR	6-4	198	9/23/96	24	3	LSU	Alexandria, La.	D2-'18
27	Claybrooks, Chris	CB/RS	5-9	179	7/17/97	23	R	Memphis	Nashville, Tenn.	D7-'20
84	Cole Sr., Keelan	WR	6-1	194	4/20/93	27	4	Kentucky Wesleyan	Louisville, Ky.	FA-'17
18	Conley, Chris	WR	6-3	205	10/25/92	28	6	Georgia	Dallas, Ga.	UFA (K.C.)-'19
58	Costin, Doug	DT	6-2	295	10/5/97	23	R	Miami (Ohio)	West Chester, Pa.	FA-'20
31	Cottrell, Nathan	RB	5-11	193	8/2/96	24	R	Georgia Tech	Knoxville, Tenn.	FA-'20
87	Davis, Tyler	TE	6-4	252	4/2/97	23	R	Georgia Tech	North Bellmore, N.Y.	D6b-'20
88	Eifert, Tyler	TE	6-6	255	9/8/90	30	8	Notre Dame	Fort Wayne, Ind.	FA-'20
99	Ekualé, Daniel	DT	6-3	276	1/3/94	26	2	Washington State	Pago Pago, American Samoa	PS (JAX)-'20
43	Giles-Harris, Joe	LB	6-2	234	4/1/97	23	2	Duke	Nyack, N.Y.	PS-'19
2	Glennon, Mike	QB	6-7	225	12/12/89	31	8	North Carolina State	Fairfax County, Va.	FA-'20
96	Gotsis, Adam	DE	6-4	287	9/23/92	28	5	Georgia Tech	Melbourne, Australia	FA-'20
37	Herndon, Tre	CB	5-11	185	3/5/96	24	3	Vanderbilt	Chattanooga, Tenn	FA-'18
44	Jack, Myles	LB	6-1	244	9/3/95	25	5	UCLA	Scottsdale, Ariz.	D2-'16
19	Johnson, Collin	WR	6-6	222	9/23/97	23	R	Texas	San Jose, Calif.	D5b-'20
29	Jones, Josh	S	6-2	220	9/20/94	26	4	North Carolina State	Walled Lake, Mich.	W (DAL)-'20
35	Jones IV, Sidney	CB	6-0	181	5/21/96	24	4	Washington	West Covina, Calif.	PS-'20
6	Luton, Jake	QB	6-6	224	4/11/96	24	R	Oregon State	Marysville, Wash.	D6a-'20
59	Lynch, Aaron	DE/LB	6-6	270	3/8/93	27	7	South Florida	Cape Coral, Fla.	FA-'20
34	Mabin, Greg	CB	6-2	200	6/25/94	26	4	Iowa	Fort Lauderdale, Fla.	W (TEN)-'20
46	Matiscik, Ross	LS	6-0	235	9/13/96	24	R	Baylor	McKinney, Texas	FA-'20
62	McDermott, KC	OL	6-5	311	4/18/96	24	2	Miami (Fla.)	Wellington, Fla.	FA-'18
39	Middleton, Doug	S	6-0	210	9/25/93	27	4	Appalachian State	Winston-Salem, N.C.	FA-'20
15	Minshew II, Gardner	QB	6-1	225	5/16/96	24	2	Washington State	Brandon, Miss.	D6-'19
68	Norwell, Andrew	OL	6-6	325	10/25/91	29	7	Ohio State	Cincinnati, Ohio	UFA (CAR)-'18
33	Ogunbowale, Dare	RB	5-10	205	5/4/94	26	3	Wisconsin	Milwaukee, Wisc.	FA-'20
80	O'Shaughnessy, James	TE	6-4	245	1/14/92	28	6	Illinois State	Naperville, Ill.	W (N.E.)-'17
22	Ozigbo, Devine	RB	6-2	225	10/2/96	24	2	Nebraska	Sachse, Texas	W (N.O.)-'19
50	Quarterman, Shaquille	LB	6-0	234	10/28/97	23	R	Miami (Fla.)	Orange Park, Fla.	D4b-'20
92	Reid, Caraun	DL	6-2	292	11/23/91	29	5	Princeton	Bronx, N.Y.	PS (JAX)-'20
76	Richardson Jr., Will	OL	6-6	306	1/4/96	24	3	North Carolina State	Burlington, N.C.	D4-'18
74	Robinson, Cam	OL	6-6	320	10/9/95	25	4	Alabama	West Monroe, La.	D2-'17
30	Robinson, James	RB	5-9	219	8/9/98	22	R	Illinois State	Rockford, Ill.	FA-'20
7	Rosas, Aldrick	K	6-3	221	12/30/94	25	4	Southern Oregon	Orland, Calif.	FA-'20
93	Ross, Daniel	DT	6-4	325	3/15/93	27	2	Northeast Mississippi	Louisville, K.Y.	W (L.V.)-'20
40	Rusnak, Brandon	S	5-11	198	7/11/95	25	2	Michigan	Wilmington, Del.	PS (JAX)-'19
85	Saubert, Eric	TE	6-5	253	5/9/94	26	3	Drake	Chicago, Ill.	PS-'20
47	Schobert, Joe	LB	6-1	245	11/6/93	27	5	Wisconsin	Waukesha, Wis.	UFA (CLE)-'20
24	Scott, Josiah	CB	5-9	185	4/5/99	21	R	Michigan State	Hamilton, Ohio	D4a-'20
69	Shatley, Tyler	OL	6-3	310	5/5/91	29	6	Clemson	Icard, N.C.	FA-'14
10	Shenault Jr., Laviska	WR	6-1	227	10/5/98	22	R	Colorado	Desoto, Texas	D2-'20
94	Smoot, Dawuane	DL	6-3	264	3/2/95	25	4	Illinois	Groveport, Ohio	D3-'17
75	Taylor, Jawaan	OL	6-5	312	11/25/97	23	2	Florida	Cocoa, Fla.	D2-'19
56	Williams, Quincy	LB	5-11	225	8/28/96	24	2	Murray State	Birmingham, Ala.	D3b-'19
26	Wilson, Jarrod	S	6-2	210	2/9/94	26	5	Michigan	Akron, Ohio	FA-'16
42	Wingard, Andrew	S	6-0	209	12/5/96	24	2	Wyoming	Arvada, Colo.	FA-'19

NUMERICAL



NO	NAME	POS	HT	WT	DOB	AGE	EXP	COLLEGE	HOMETOWN	HOW ACQ.
2	Mike Glennon	QB	6-7	225	12/12/89	31	8	North Carolina State	Fairfax County, Va.	FA-'20
6	Jake Luton	QB	6-6	224	4/11/96	24	R	Oregon State	Marysville, Wash.	D6a-'20
7	Aldrick Rosas	K	6-3	221	12/30/94	25	4	Southern Oregon	Orland, Calif.	FA-'20
10	Laviska Shenault Jr.	WR	6-1	227	10/5/98	22	R	Colorado	Desoto, Texas	D2-'20
15	Gardner Minshew II	QB	6-1	225	5/16/96	24	2	Washington State	Brandon, Miss.	D6-'19
17	DJ Chark Jr.	WR	6-4	198	9/23/96	24	3	Louisiana State	Alexandria, La.	D2-'18
18	Chris Conley	WR	6-3	205	10/25/92	28	6	Georgia	Dallas, Ga.	UFA (K.C.)-'19
19	Collin Johnson	WR	6-6	222	9/23/97	23	R	Texas	Los Angeles, Calif.	D5b-'20
22	Devine Ozigbo	RB	6-2	225	10/2/96	24	2	Nebraska	Sachse, Texas	W (N.O.)-'19
24	Josiah Scott	CB	5-9	185	4/5/99	21	R	Michigan State	Hamilton, Ohio	D4a-'20
26	Jarrod Wilson	S	6-2	210	1/23/94	26	5	Michigan	Akron, Ohio	FA-'16
27	Chris Claybrooks	CB/RS	5-9	179	7/17/97	23	R	Memphis	Nashville, Tenn.	D7-'20
29	Josh Jones	S	6-2	220	9/20/94	26	4	North Carolina State	Walled Lake, Mich.	W (DAL)-'20
30	James Robinson	RB	5-9	219	8/9/98	22	R	Illinois State	Rockford, Ill.	FA-'20
31	Nathan Cottrell	RB	5-11	193	8/2/96	24	R	Georgia Tech	Knoxville, Tenn.	FA-'20
33	Dare Ogunbowale	RB	5-10	205	5/4/94	26	3	Wisconsin	Milwaukee, Wisc.	FA-'20
34	Greg Mabin	CB	6-2	200	6/25/94	26	4	Iowa	Fort Lauderdale, Fla.	W (TEN)-'20
35	Sidney Jones IV	CB	6-0	181	5/21/96	24	4	Washington	West Covina, Calif.	PS-'20
36	Luq Barcoo	CB	6-1	175	7/27/98	22	R	San Diego State	San Diego, Calif.	FA-'20
37	Tre Herndon	CB	5-11	185	3/5/96	24	3	Vanderbilt	Chattanooga, Tenn.	FA-'18
39	Doug Middleton	S	6-0	210	9/25/93	27	4	Appalachian State	Winston-Salem, N.C.	FA-'20
40	Brandon Rusnak	S	5-11	198	7/11/95	25	2	Michigan	Wilmington, Del.	PS (JAX)-'19
42	Andrew Wingard	S	6-0	209	12/5/96	24	2	Wyoming	Arvada, Colo.	FA-'19
43	Joe Giles-Harris	LB	6-2	234	4/1/97	23	2	Duke	Nyack, N.Y.	PS-'19
44	Myles Jack	LB	6-1	244	9/3/95	25	5	UCLA	Scottsdale, Ariz.	D2-'16
45	K'Lavon Chaisson	DE/LB	6-3	254	7/25/99	21	R	LSU	Houston, Texas	D1b-'20
46	Ross Maticcik	LS	6-0	235	9/13/96	24	R	Baylor	McKinney, Texas	FA-'20
47	Joe Schobert	LB	6-1	245	11/6/93	27	5	Wisconsin	Waukesha, Wis.	FA-'20
50	Shaquille Quarterman	LB	6-0	234	10/28/97	23	R	Miami (Fla.)	Orange Park, Fla.	D4b-'20
53	Dakota Allen	LB	6-1	232	11/2/95	25	2	Texas Tech	Humble, Texas	PS (LAR)-'19
56	Quincy Williams	LB	5-11	225	8/28/96	24	2	Murray State	Birmingham, Ala.	D3b-'19
58	Doug Costin	DT	6-2	295	10/5/97	23	R	Miami (Ohio)	West Chester, Pa.	FA-'20
59	Aaron Lynch	DE/LB	6-6	270	3/8/93	27	7	South Florida	Cape Coral, Fla.	FA-'20
60	A.J. Cann	OL	6-3	315	10/3/91	29	6	South Carolina	Bamberg, S.C.	D3-'15
62	KC McDermott	OL	6-5	311	4/18/96	24	2	Miami (Fla.)	Wellington, Fla.	FA-'18
68	Andrew Norwell	OL	6-6	325	10/25/91	29	7	Ohio State	Cincinnati, Ohio	UFA (CAR)-'18
69	Tyler Shatley	OL	6-3	310	5/5/91	29	6	Clemson	Icard, N.C.	FA-'14
74	Cam Robinson	OL	6-6	320	10/9/95	25	4	Alabama	West Monroe, La.	D2-'17
75	Jawaan Taylor	OL	6-5	312	11/25/97	23	2	Florida	Cocoa, Fla.	D2-'19
76	Will Richardson Jr.	OL	6-6	306	1/4/96	24	3	North Carolina State	Burlington, N.C.	D4-'18
80	James O'Shaughnessy	TE	6-4	245	1/14/92	28	6	Illinois State	Naperville, Ill.	W (N.E.)-'17
84	Keelan Cole Sr.	WR	6-1	194	4/20/93	27	4	Kentucky Wesleyan	Louisville, Ky.	FA-'17
85	Eric Saubert	TE	6-5	253	5/9/94	26	3	Drake	Chicago, Ill.	PS-'20
87	Tyler Davis	TE	6-4	252	4/2/97	23	R	Georgia Tech	North Bellmore, N.Y.	D6b-'20
88	Tyler Eifert	TE	6-6	255	9/8/90	30	8	Notre Dame	Fort Wayne, Ind.	FA-'20
90	Taven Bryan	DL	6-5	291	3/11/96	24	3	Florida	Casper, Wyo.	D1-'18
92	Caraun Reid	DL	6-2	292	11/23/91	29	5	Princeton	Bronx, N.Y.	PS (JAX)-'20
93	Daniel Ross	DT	6-4	325	3/15/93	27	2	Northeast Mississippi	Louisville, K.Y.	W (L.V.)-'20
94	Dawuane Smoot	DL	6-3	264	3/2/95	25	4	Illinois	Groveport, Ohio	D3-'17
96	Adam Gotsis	DE	6-4	287	9/23/92	28	5	Georgia Tech	Melbourne, Australia	FA-'20
99	Daniel Ekualé	DT	6-3	276	1/3/94	26	2	Washington State	Pago Pago, American Samoa	PS (JAX)-'20

PRACTICE SQUAD

3	Cameron Nizialek	P	6-2	200	3/10/95	25	1	Georgia	Chantilly, Va.	FA-'20
5	Quenton Meeks	CB	6-1	209	6/20/97	23	2	Stanford	San Diego, Calif.	FA-'20
11	Damion Willis	WR	6-3	204	7/20/97	23	2	Troy	Meridian, Miss.	FA-'20
32	Nate Meadors	CB	5-11	194	2/13/97	23	1	UCLA	San Bernardino, Calif.	FA-'20
48	Craig Reynolds	RB	5-11	225	6/15/96	24	1	Kutztown	Willow Grove, Pa.	FA-'20
49	Bruce Miller	FB	6-2	248	8/6/87	33	6	Central Florida	Canton, Ga.	FA-'20
57	Nate Evans	LB	6-1	241	2/27/98	22	R	Central Florida	Waggaman, La.	FA-'20
64	Austen Pleasants	OL	6-7	328	8/22/97	23	R	Ohio	Ironton, Ohio	FA-'20
66	Garrett McGhin	OL	6-6	300	10/13/95	25	2	East Carolina	Tallahassee, Fla.	W (BUF)-'20
67	Evan Boehm	OL	6-3	321	8/19/93	27	5	Missouri	Lee's Summit, Mo.	PS-'20
77	Tre'Vour Wallace-Simms	OL	6-5	330	9/25/97	23	R	Missouri	St. Louis, Ill.	FA-'20
83	Bug Howard	TE	6-5	210	11/28/94	26	1	North Carolina	Rochelle, Ga.	FA-'20
91	Aaron Patrick	DE	6-4	245	12/21/96	24	R	Eastern Kentucky	Dayton, Ohio	FA-'20
98	Gabe Wright	DT	6-3	295	4/3/92	28	3	Auburn	Columbus, Ga.	FA-'20

Bold = Practice Squad Veteran Spots



DEPTH CHART



Offense

WR	17	DJ Chark Jr.	19	Collin Johnson		
LT	74	Cam Robinson	76	Will Richardson Jr.		
LG	68	Andrew Norwell				
C	69	Tyler Shatley	62	KC McDermott		
RG	60	A.J. Cann				
RT	75	Jawaan Taylor	76	Will Richardson Jr.		
TE	80	James O'Shaughnessy	88	Tyler Eifert	85	Eric Saubert
					87	Tyler Davis
QB	15	Gardner Minshew II	2	Mike Glennon	6	Jake Luton
RB	30	James Robinson	33	Dare Ogunbowale	22	Devine Ozigbo
					31	Nathan Cottrell
WR	84	Keelan Cole Sr.				
WR	10	Laviska Shenault Jr.	18	Chris Conley		

Defense

DE	45	K'Lavon Chaisson	59	Aaron Lynch		
NT	58	Doug Costin	92	Caraun Reid		
DT	99	Daniel Ekuale	90	Taven Bryan	93	Daniel Ross
DE	96	Adam Gotsis	94	Dawuane Smoot		
WLB	44	Myles Jack	53	Dakota Allen	56	Quincy Williams
MLB	47	Joe Schobert	50	Shaquille Quarterman		
SLB	43	Joe Giles-Harris				
RCB	35	Sidney Jones IV	34	Greg Mabin	36	Luq Barcoo
FS	26	Jarrold Wilson	40	Brandon Rusnak		
SS	29	Josh Jones	42	Andrew Wingard	39	Doug Middleton
LCB	37	Tre Herndon	27	Chris Claybrooks	24	Josiah Scott

Special Teams

PK	7	Adrick Rosas				
P	7	Aldrick Rosas				
H	87	Tyler Davis				
LS	49	Ross Matiscik				
PR	84	Keelan Cole Sr.				
KR	84	Keelan Cole Sr.				

_____ = Rookie

PRONUNCIATION GUIDE

Luq Barcoo	Luke BAR-koo
Taven Bryan	TAY-ven
K'Lavon Chaisson	KAY-luh-vahn CHASE-on
A.J. Cann	CAN
Nathan Cottrell	COT-trill
Tyler Eifert	EYE-fert
Daniel Ekuale	Eee-qwall-lay
Joe Giles-Harris	JILES-Harris
Adam Gotsis	GOT-sis
Tre Herndon	Tray
Jake Luton	LOOT-in
Ross Matiscik	MATTA-sick
James O'Shaughnessy	oh-SEAN-uh-see
Dare Ogunbowale	DAR-ay OH-gun-buh-WALL-ay
Devine Ozigbo	oh-ZIG-bo
Caraun Reid	kuh-RAHN
Brandon Rusnak	russ-NAK
Eric Saubert	SAW-bert
Joe Schobert	SHOW-bert
Laviska Shenault Jr.	luh-VISK-uh shuh-nault
Dawuane Smoot	duh-WAHN
Jarrold Wilson	Jared
Andrew Wingard	WING-urd



EXPERIENCE



NO	NAME	POS	HT	WT	DOB	AGE	EXP	COLLEGE	HOMETOWN
8th Year (2)									
88	Eifert, Tyler	TE	6-6	255	9/8/90	30	8	Notre Dame	Fort Wayne, Ind.
2	Glennon, Mike	QB	6-7	225	12/12/89	31	8	North Carolina State	Fairfax County, Va.
7th Year (2)									
59	Lynch, Aaron	DE/LB	6-6	270	3/8/93	27	7	South Florida	Cape Coral, Fla.
68	Norwell, Andrew	OL	6-6	325	10/25/91	29	7	Ohio State	Cincinnati, Ohio
6th Year (4)									
60	Cann, A.J.	OL	6-3	315	10/3/91	29	6	South Carolina	Bamberg, S.C.
18	Conley, Chris	WR	6-3	205	10/25/92	28	6	Georgia	Dallas, Ga.
80	O'Shaughnessy, James	TE	6-4	245	1/14/92	28	6	Illinois State	Naperville, Ill.
69	Shatley, Tyler	OL	6-3	310	5/5/91	29	6	Clemson	Icard, N.C.
5th Year (5)									
96	Gotsis, Adam	DE	6-4	287	9/23/92	27	5	Georgia Tech	Melbourne, Australia
44	Jack, Myles	LB	6-1	244	9/3/95	25	5	UCLA	Scottsdale, Ariz.
92	Reid, Caraun	DL	6-2	292	11/23/91	29	5	Princeton	Bronx, N.Y.
47	Schobert, Joe	LB	6-1	245	11/6/93	27	5	Wisconsin	Wakesha, Wis.
26	Wilson, Jarrod	S	6-2	210	2/9/94	26	5	Michigan	Akron, Ohio
4th Year (8)									
84	Cole Sr., Keelan	WR	6-1	194	4/20/93	27	4	Kentucky Wesleyan	Louisville, Ky.
29	Jones, Josh	S	6-2	220	9/20/94	26	4	North Carolina State	Walled Lake, Mich.
35	Jones IV, Sidney	CB	6-0	181	5/21/96	24	4	Washington	West Covina, Calif.
34	Mabin, Greg	CB	6-2	200	6/25/94	26	4	Iowa	Fort Lauderdale, Fla.
39	Middleton, Doug	S	6-0	210	9/25/93	27	4	Appalachian State	Winston-Salem, N.C.
74	Robinson, Cam	OL	6-6	320	10/9/95	25	4	Alabama	West Monroe, La.
7	Rosas, Aldrick	K	6-3	221	12/30/94	25	4	Southern Oregon	Orland, Calif.
94	Smoot, Dawuane	DL	6-3	264	3/21/95	25	4	Illinois	Groveport, Ohio
3rd Year (5)									
90	Bryan, Taven	DL	6-5	291	3/11/96	24	3	Florida	Casper, Wyo.
17	Chark Jr., DJ	WR	6-4	198	9/23/96	24	3	Louisiana State	Alexandria, La.
41	Herndon, Tre	CB	5-11	185	3/5/96	24	3	Vanderbilt	Chattanooga, Tenn.
33	Ogunbowale, Dare	RB	5-10	205	5/4/94	26	3	Wisconsin	Milwaukee, Wisc.
85	Saubert, Eric	TE	6-5	253	5/4/94	26	3	Drake	Chicago, Ill.
2nd Year (12)									
53	Allen, Dakota	LB	6-1	232	11/2/95	25	2	Texas Tech	Humble, Texas
99	Ekuaale, Daniel	DT	6-3	276	1/3/94	26	2	Washington State	Pago Pago, American Samoa
43	Giles-Harris, Joe	LB	6-2	234	4/1/97	23	2	Duke	Nyack, N.Y.
62	McDermott, KC	OL	6-5	311	4/18/96	24	2	Miami (Fla.)	Wellington, Fla.
15	Minshew II, Gardner	QB	6-1	225	5/16/96	24	2	Washington State	Flowood, Miss.
22	Ozigbo, Devine	RB	6-2	225	10/2/96	24	2	Nebraska	Sachse, Texas
76	Richardson Jr., Will	OL	6-6	306	1/3/92	28	2	North Carolina State	Burlington, N.C.
93	Ross, Daniel	DT	6-4	325	3/15/93	27	2	Northeast Mississippi	Louisville, K.Y.
40	Rusnak, Brandon	S	5-11	198	7/11/95	25	2	Michigan	Wilmington, Del.
75	Taylor, Jawaan	OL	6-5	312	11/25/97	23	2	Florida	Cocoa, Fla.
56	Williams, Quincy	LB	5-11	225	8/28/96	24	2	Murray State	Birmingham, Ala.
42	Wingard, Andrew	S	6-0	209	12/5/96	24	2	Wyoming	Arvada, Colo.
Rookies (13)									
36	Barcoo, Luq	CB	6-1	175	7/27/98	22	R	San Diego State	San Diego, Calif.
45	Chaisson, K'Lavon	DE	6-3	254	7/25/99	21	R	LSU	Houston, Texas
27	Claybrooks, Chris	CB/RS	5-9	179	7/17/97	23	R	Memphis	Nashville, Tenn.
58	Costin, Doug	DT	6-2	295	10/5/97	23	R	Miami (Ohio)	West Chester, Pa.
31	Cottrell, Nathan	RB	5-11	195	8/2/96	24	R	Georgia Tech	Knoxville, Tenn.
87	Davis, Tyler	TE	6-4	252	4/2/97	23	R	Georgia Tech	North Bellmore, N.Y.
19	Johnson, Collin	WR	6-6	222	9/23/97	23	R	Texas	Los Angeles, Calif.
6	Luton, Jake	QB	6-6	224	4/11/96	24	R	Oregon State	Maryville, Wash.
46	Matiscik, Ross	LS	6-0	235	9/13/96	24	R	Baylor	McKinney, Texas
50	Quarterman, Shaquille	LB	6-0	234	10/28/97	23	R	Miami (Fla.)	Orange Park, Fla.
30	Robinson, James	RB	5-9	219	8/9/98	22	R	Illinois State	Rockford, Ill.
10	Shenault Jr., Laviska	WR	6-1	227	10/5/98	22	R	Colorado	Desoto, Texas
24	Scott, Josiah	CB	5-9	185	4/5/99	21	R	Michigan State	Hamilton, Ohio

JAGUARS BY POSITION



OFFENSE (23)

	NO	NAME	POS	HT	WT	EXP	COLLEGE
3 QUARTERBACKS							
	2	Glennon, Mike	QB	6-7	225	7	North Carolina State
	6	Luton, Jake	QB	6-6	224	R	Oregon State
	15	Minschew II, Gardner	QB	6-1	225	2	Washington State
4 RUNNING BACKS/FULLBACKS							
	22	Ozigbo, Devine	RB	6-2	225	2	Nebraska
	30	Robinson, James	RB	5-9	219	R	Illinois State
	31	Cottrell, Nathan	RB	5-11	193	R	Georgia Tech
	33	Ogunbowale, Dare	RB	5-10	205	3	Wisconsin
5 WIDE RECEIVERS							
	10	Shenault Jr., Laviska	WR	6-1	227	R	Colorado
	17	Chark Jr., DJ	WR	6-4	198	3	Louisiana State
	18	Conley, Chris	WR	6-3	205	6	Georgia
	19	Johnson, Collin	WR	6-6	222	R	Texas
	84	Cole Sr., Keelan	WR	6-1	194	4	Kentucky Wesleyan
4 TIGHT ENDS							
	80	O'Shaughnessy, James	TE	6-4	245	6	Illinois State
	85	Saubert, Eric	TE	6-5	253	3	Drake
	87	Davis, Tyler	TE	6-4	252	R	Georgia Tech
	88	Eifert, Tyler	TE	6-6	255	8	Notre Dame
7 OFFENSIVE LINEMEN							
	60	Cann, A.J.	OL	6-3	315	6	South Carolina
	62	McDermott, KC	OL	6-5	311	2	Miami (Fla.)
	68	Norwell, Andrew	OL	6-6	325	29	Ohio State
	69	Shatley, Tyler	OL	6-3	310	6	Clemson
	74	Robinson, Cam	OL	6-6	320	4	Alabama
	75	Taylor, Jawaan	OL	6-5	312	2	Florida
	76	Richardson Jr, Will	OL	6-6	306	3	North Carolina State

SPECIAL TEAMS (2)

2 KICKERS/SPECIALISTS							
	7	Aldrick Rosas	K	6-3	221	4	Southern Oregon
	46	Maticcik, Ross	LS	6-0	235	R	Baylor

DEFENSE (26)

8 DEFENSIVE LINEMEN							
	45	Chaisson, K'Lavon	DE/LB	6-3	254	R	LSU
	58	Costin, Doug	DT	6-2	295	R	Miami (Ohio)
	90	Bryan, Taven	DL	6-5	291	3	Florida
	92	Reid, Caraun	DL	6-2	292	5	Princeton
	94	Smoot, Dawuane	DL	6-3	264	4	Illinois
	96	Gotsis, Adam	DE	6-4	287	5	Georgia Tech
	93	Ross, Daniel	DT	6-4	325	2	Northeast Mississippi
	99	Ekuale, Daniel	DT	6-3	276	2	Washington State
7 LINEBACKERS							
	43	Giles-Harris, Joe	LB	6-2	234	2	Duke
	44	Jack, Myles	LB	6-1	244	5	UCLA
	47	Schobert, Joe	LB	6-1	245	5	Wisconsin
	50	Quartermann, Shaquille	LB	6-0	234	R	Miami (Fla.)
	53	Allen, Dakota	LB	6-1	232	2	Texas Tech
	56	Williams, Quincy	LB	5-11	225	2	Murray State
	59	Lynch, Aaron	LB	6-6	270	7	South Florida
11 DEFENSIVE BACKS							
	24	Scott, Josiah	CB	5-9	185	R	Michigan State
	26	Wilson, Jarrod	S	6-2	210	5	Michigan
	27	Claybrooks, Chris	CB/RS	5-9	179	R	Memphis
	29	Jones, Josh	S	6-2	220	4	North Carolina State
	34	Mabin, Greg	CB	6-2	200	4	Iowa
	35	Jones IV, Sidney	CB	6-0	181	4	Washington
	36	Barcoo, Luq	CB	6-1	175	R	San Diego State
	37	Herndon, Tre	CB	5-11	185	3	Vanderbilt
	39	Middleton, Doug	S	6-0	210	4	Appalachian State
	40	Rusnak, Brandon	S	5-11	198	2	Michigan
	42	Wingard, Andrew	S	6-0	209	2	Wyoming



HOW BUILT



Year	Rookie, Veteran And First-Year Free Agents (12)	Unrestricted Free Agents (5)	Trades (0)	Practice Squad (11)	Waivers (5)	College Draft (18)
2014	OL Tyler Shatley					
2015						OL A.J. Cann
2016	S Jarrod Wilson					LB Myles Jack
2017	WR Keelan Cole Sr.				TE James O'Shaughnessy (N.E.)	OL Cam Robinson DL Dawuane Smoot
2018	CB Tre Herndon	OL Andrew Norwell		S Brandon Rusnak LB Dakota Allen		DL Taven Bryan WR DJ Chark Jr. OL Will Richardson Jr.
2019	S Andrew Wingard	WR Chris Conley			RB Devine Ozigbo (N.O.)	OL Jawaan Taylor LB Quincy Williams QB Gardner Minshew II
2020	CB Luq Barcoo DT Doug Costin LS Ross Matiscik RB James Robinson DE Adam Gotsis RB Dare Ogunbowale S Doug Middleton	LB Joe Schobert TE Tyler Eifert DE/LB Aaron Lynch		QB Mike Glennon CB Sidney Jones IV DT Daniel Ekuale OL KC McDermott LB Joe Giles-Harris TE Eric Saubert RB Nathan Cottrell DL Caraun Reid K Aldrick Rosas	CB Greg Mabin (TEN) S Josh Jones (DAL) DT Daniel Ross (L.V.)	LB/DE K'Lavon Chaisson WR Laviska Shenault Jr. LB Shaquille Quarterman CB Josiah Scott WR Collin Johnson QB Jake Luton TE Tyler Davis CB/RS Chris Claybrooks

2020 COACHING STAFF

Head Coach - Doug Marrone

Offensive Staff

Offensive Coordinator - **Jay Gruden**
 Offensive Assistant - **Chris O'Hara**
 Wide Receivers Coach - **Keenan McCardell**
 Tight Ends Coach - **Ron Middleton**
 Quarterbacks Coach - **Ben McAdoo**
 Offense - Research - **Eric Price**
 Offensive Quality Control - **Denard Robinson**
 Running Backs Coach - **Terry Robiskie**
 Assistant Offensive Line Coach - **Tony Sparano Jr.**
 Offensive Line Coach - **George Warhop**

Defensive Staff

Defensive Coordinator - **Todd Wash**
 Linebackers Coach - **Mark Collins**
 Secondary Coach - Safeties - **Joe Danna**
 Assistant Linebackers Coach - **Tony Gilbert**
 Defensive Line Coach - **Jason Rebrovich**
 Defensive Assistant - **Dwayne Stukes**
 Secondary Coach - Cornerbacks - **Tim Walton**

Special Teams Staff

Special Teams Coordinator - **Joe DeCamillis**
 Assistant Special Teams Coordinator - **Mike Mallory**

Coaching Support Staff

Director of Team Administration - **Tyler Wolf**
 Assistant to the Head Coach and Administrator of Coaching
 Operations - **ElizaBeth Mayers**

2020 GAME-BY-GAME PARTICIPATION



	vs. IND	at TEN	vs. MIA	at CIN	at HOU	vs. DET	at LAC	vs. HOU	at GB	vs. PIT	vs. CLE	at MIN	vs. TEN	at BAL	vs. CHI	at IND	GAMES/STARTED
Allen, D.	P	P	P	P	WLB	P	WLB	INA	INA	P	P	INA	P	P			11/2
Allen, J.	DE	DE	DE	DE	INA	INA	P	DE	DE	DE	IR	IR	IR	IR			8/7
Barcoo	INA	INA	INA	INA	DNP	INA	INA	INA	INA	P	RCB	P	INA	DNP			3/1
Bartch	P	P	P	P	P	P	P	P	P	P	P	P	LG	CV-IR			13/1
Brown	--	--	--	--	ps	P	--	--	ps	ps	--	--	--	--			1/0
Bryan	DT	DT	DT	DT	DT	DT	DT	P	DT	P	P	P	P	P			14/8
Cann	RG	RG	RG	RG	RG	RG	INA	RG	RG	RG	RG	RG	RG	RG			13/13
Chaisson	P	P	P	P	DE	DE	P	P	P	P	P	P	P	P			14/2
Chark Jr.	WR	WR	INA	WR	WR	WR	WR	WR	WR	WR	INA	WR	WR	P			12/11
Claybrooks	P	P	P	P	LCB	P	P	P	P	LCB	IR	IR	IR	DB			11/3
Cole Sr.	P	P	WR	P	P	P	P	P	WR	WR	WR	WR	P	P			14/5
Conley	P	P	WR	P	P	P	P	P	WR	P	INA	P	P	WR			13/3
Cooke	P	P	P	P	P	P	P	P	P	P	P	P	P	DNP			13/0
Correa	--	--	--	--	--	SLB	SLB	SLB	SLB	SLB	SLB	INA	INA	--			6/6
Costin	INA	INA	INA	P	P	P	DT	DT	INA	DT	DT	DT	DT	NT			10/7
Cottrell	P	ps	ps	ps	ps	ps	ps	ps	ps	P	P	P	P	P			6/0
Davis	INA	INA	P	P	P	P	INA	P	P	INA	INA	INA	INA	P			7/0
Eifert	P	TE	P	TE	P	P	INA	P	P	P	P	P	TE	TE			13/4
Ekualle	ps	ps	ps	INA	INA	INA	INA	P	P	P	P	NT	NT	DT			7/3
Ellefson	P	TE	ps	ps	ps	ps	P	TE	P	TE	TE	IR	IR	IR			7/4
Gilbert	--	--	--	--	--	--	--	--	--	--	INA	INA	INA	--			0/0
Giles-Harris	ps	ps	ps	ps	ps	ps	ps	P	P	P	P	SLB	SLB	P			7/2
Glennon	DNP	DNP	DNP	DNP	DNP	DNP	DNP	DNP	DNP	DNP	QB	QB	QB	DNP			3/3
Godwin	ps	ps	ps	ps	ps	ps	ps	ps	P	P	ps	ps	ps	ps			2/0
Gotsis	DE	DE	DE	DE	P	DE	DE	DE	DE	DE	DE	DE	DE	DE			14/13
Hamilton	P	P	P	P	P	NT	DE	NT	NT	NT	NT	IR	IR	IR			11/6
Hauschka	--	--	--	INA	P	--	--	--	--	--	--	--	--	--			1/0
Hayden	CB	P	P	P	IR	IR	IR	IR	IR	P	IR	IR	IR	IR			5/1
Henderson	LCB	LCB	LCB	LCB	INA	LCB	LCB	LCB	LCB	IR	IR	IR	IR	IR			8/8
Herndon	RCB	RCB	RCB	RCB	RCB	P	P	P	P	RCB	LCB	LCB	LCB	LCB			14/10
Jack	WLB	WLB	WLB	WLB	INA	WLB	INA	WLB	WLB	WLB	WLB	WLB	WLB	WLB			12/12
Jacobs	P	SLB	SLB	IR	IR	IR	IR	IR	IR	IR	IR	IR	IR	IR			3/2
Jernigan	P	P	P	--	--	--	--	--	--	--	--	--	--	--			3/0
Johnson	P	P	P	P	P	P	P	P	P	P	P	P	P	P			14/0
Jones, A.	NT	NT	NT	NT	NT	INA	IR	IR	IR	IR	IR	IR	IR	IR			5/5
Jones, J.	SS	SS	SS	SS	SS	SS	SS	SS	IR	IR	IR	SS	SS	SS			11/11
Jones IV, S.	ps	P	P	P	SLB	RCB	RCB	RCB	RCB	INA	INA	INA	RCB	DNP			9/6
Lambo	P	P	IR	IR	IR	IR	P	P	IR	IR	IR	IR	IR	IR			4/0
Linder	C	C	INA	INA	C	C	C	C	INA	C	C	C	INA	IR			9/9
Luton	INA	INA	INA	INA	INA	INA	INA	QB	QB	QB	DNP	INA	INA	INA			3/3
Lynch	--	--	--	--	--	--	--	INA	P	P	P	P	P	P			6/0

POS=Started; P=Played; DNP=Did not play; INA= Inactive; ps=Practice squad; --=Not on roster; Ret=Reserve/Retired list
 NFI= Reserve/non-football injury; PUP=Reserve/physically unable to perform;
 IR=Injured reserve; ps-IR=Practice squad injured reserve; Sus=Suspended; CV-IR= Reserve/COVID



2020 GAME-BY-GAME PARTICIPATION



	vs. IND	at TEN	vs. MIA	at CIN	at HOU	vs. DET	at LAC	vs. HOU	at GB	vs. PIT	vs. CLE	at MIN	vs. TEN	at BAL	vs. CHI	at IND	GAMES/ STARTED
Mabin	--	--	--	--	--	--	--	--	--	--	DNP	RCB	P	RCB			3/2
Marsh Sr.	INA	P	P	SLB	P	--	--	--	--	--	--	--	--	--			4/1
Matiscik	P	P	P	P	P	P	P	P	P	P	P	P	P	P			14/0
McDermott	ps	ps	P	P	ps	ps	ps	ps	DNP	INA	DNP	P	P	P			5/0
McLaughlin	--	--	--	--	--	--	--	--	P	P	CV-IR	P	--	--			3/0
Meadors	--	--	--	--	--	--	ps	ps	ps	ps	ps	DNP	ps	ps			0/0
Meeks	--	--	--	--	--	--	--	--	--	--	--	--	P	P			2/0
Middleton	--	ps	ps	P	ps	ps	P	P	P	DNP	P	P	P	P			8/0
Miller	FB	P	P	P	FB	FB	FB	--	--	--	--	--	--	ps			7/4
Minshew II	QB	QB	QB	QB	QB	QB	QB	INA	INA	INA	INA	DNP	P	QB			9/8
Norwell	LG	LG	LG	LG	LG	LG	LG	LG	LG	LG	IR	IR	IR	LG			11/11
Nurse	--	ps	ps	ps	ps	ps	ps	P	ps	ps	P	ps	ps	ps			2/0
O'Shaughnessy	TE	TE	TE	TE	TE	TE	TE	TE	TE	INA	P	TE	TE	TE			13/12
Ogunbowale	INA	P	P	P	P	P	P	P	P	P	INA	P	P	P			12/0
Ozigbo	IR	IR	IR	IR	IR	IR	P	INA	INA	P	P	P	P	P			6/0
Quarterman	P	P	P	P	P	P	P	IR	IR	IR	IR	P	P	P			10/0
Quinn	ps	ps	ps	ps	ps	ps	ps	ps	ps	ps	P	ps-IR	ps-IR	ps-IR			1/0
Reid	ps	ps	ps	ps	P	P	P	INA	--	--	--	P	P	P			6/0
Reynolds	ps	ps	ps	ps	ps	ps	ps	ps	ps	ps	P	--	--	--			1/0
Richardson Jr.	P	P	P	P	P	P	P	P	P	P	P	P	P	P			14/0
Robinson, C.	LT	LT	LT	LT	LT	LT	LT	LT	LT	LT	LT	LT	LT	LT			14/14
Robinson, J.	RB	RB	RB	RB	RB	RB	RB	RB	RB	RB	RB	RB	RB	RB			14/14
Rosas	--	--	--	P	ps-IR	ps-IR	ps-IR	--	--	--	P	ps	P	P			4/0
Ross	--	--	--	--	--	--	--	--	--	--	--	--	--	INA			0/0
Rusnak	P	P	P	P	P	P	FS	P	P	P	P	P	P	P			14/1
Saubert	ps	ps	ps	ps	ps	ps	P	ps	ps	TE	TE	P	P	TE			6/3
Schobert	MLB	MLB	MLB	MLB	MLB	MLB	MLB	MLB	MLB	MLB	MLB	MLB	MLB	MLB			14/14
Scott	DNP	INA	INA	INA	DNP	DNP	P	INA	DNP	P	P	P	P	DNP			5/0
Shatley	P	P	C	C	P	P	RG	P	C	P	LG	LG	C	C			14/8
Sheard	--	--	--	--	--	P	--	--	--	--	--	--	--	--			1/0
Shenault Jr.	WR	P	WR	WR	WR	WR	WR	WR	INA	INA	WR	WR	WR	P			12/10
Smoot	P	P	P	P	DE	P	P	P	P	P	DE	DE	DE	DE			14/5
Taylor	RT	RT	RT	RT	RT	RT	RT	RT	RT	RT	RT	RT	RT	RT			14/14
Thomas	P	P	P	P	P	P	P	P	SS	SS	IR	IR	IR	IR			10/2
Thompson	P	P	P	P	P	P	IR	P	P	IR	IR	IR	IR	IR			8/0
Wallace-Simms	ps	ps	ps	ps	ps	ps	ps	ps	ps	ps	ps	ps	P	P			2/0
Westbrook	INA	INA	P	INA	INA	INA	P	IR	IR	IR	IR	IR	IR	IR			2/0
Williams	IR	IR	IR	IR	P	P	P	P	P	INA	P	P	INA	DNP			7/0
Wilson	FS	IR	IR	IR	FS	FS	INA	FS	FS	FS	FS	FS	FS	FS			10/10
Wingard	P	FS	FS	FS	P	IR	IR	IR	P	P	SS	P	P	P			11/4
B. Wright	ps	ps	P	--	--	--	--	--	--	--	--	--	--	--			1/0

POS=Started; P=Played; DNP=Did not play; INA= Inactive; ps=Practice squad; --=Not on roster; Ret=Reserve/Retired list
 NFI= Reserve/non-football injury; PUP=Reserve/physically unable to perform;
 IR=Injured reserve; ps-IR=Practice squad injured reserve; Sus=Suspended; CV-IR= Reserve/COVID





OFFENSIVE STARTERS

Date	WR	FB/TE/WR	LT	LG	C	RG	RT	TE	WR	QB	RB
9/13 vs. IND	Shenault Jr.	Miller (FB)	C. Robinson	Norwell	Linder	Cann	Taylor	O'Shaughnessy	Chark Jr.	Minshew II	J. Robinson
9/20 at TEN	Ellefson (TE)	Eifert (TE)	C. Robinson	Norwell	Linder	Cann	Taylor	O'Shaughnessy	Chark Jr.	Minshew II	J. Robinson
9/24 at MIA	Conley	Shenault Jr. (WR)	C. Robinson	Norwell	Shatley	Cann	Taylor	O'Shaughnessy	Cole Sr.	Minshew II	J. Robinson
10/04 at CIN	Shenault Jr.	Eifert (TE)	C. Robinson	Norwell	Shatley	Cann	Taylor	O'Shaughnessy	Chark Jr.	Minshew II	J. Robinson
10/11 at HOU	Shenault Jr.	Miller (FB)	C. Robinson	Norwell	Linder	Cann	Taylor	O'Shaughnessy	Chark Jr.	Minshew II	J. Robinson
10/18 vs. DET	Shenault Jr.	Miller (FB)	C. Robinson	Norwell	Linder	Cann	Taylor	O'Shaughnessy	Chark Jr.	Minshew II	J. Robinson
10/25 at LAC	Shenault Jr.	Miller (FB)	C. Robinson	Norwell	Linder	Shatley	Taylor	O'Shaughnessy	Chark Jr.	Minshew II	J. Robinson
11/8 vs. HOU	Shenault Jr.	Ellefson (TE)	C. Robinson	Norwell	Linder	Cann	Taylor	O'Shaughnessy	Chark Jr.	Luton	J. Robinson
11/15 at GB	Conley	Cole Sr.	C. Robinson	Norwell	Shatley	Cann	Taylor	O'Shaughnessy	Chark Jr.	Luton	J. Robinson
11/22 vs. PIT	Cole Sr.	Ellefson (TE)	C. Robinson	Norwell	Linder	Cann	Taylor	Saubert	Chark Jr.	Luton	J. Robinson
11/29 vs. CLE	Shenault Jr.	Ellefson (TE)	C. Robinson	Shatley	Linder	Cann	Taylor	Saubert	Cole Sr.	Glennon	J. Robinson
12/6 at MIN	Shenault Jr.	Cole Sr.	C. Robinson	Shatley	Linder	Cann	Taylor	O'Shaughnessy	Chark Jr.	Glennon	J. Robinson
12/13 vs. TEN	Shenault Jr.	Eifert (TE)	C. Robinson	Bartch	Linder	Cann	Taylor	O'Shaughnessy	Chark Jr.	Glennon	J. Robinson
12/20 at BAL	Conley	Eifert (TE)	C. Robinson	Norwell	Shatley	Cann	Taylor	O'Shaughnessy	Saubert (TE)	Minshew II	J. Robinson
12/27 vs. CHI											
1/03 at IND											

DEFENSIVE STARTERS

Date	DE	NT	DT	DE	WLB	MLB	SLB	LCB	FS	SS	RCB
9/13 vs. IND	J. Allen	A. Jones	Bryan	Gotsis	Jack	Schobert	Hayden (CB)	Henderson	Wilson	J. Jones	Herndon
9/20 at TEN	J. Allen	A. Jones	Bryan	Gotsis	Jack	Schobert	Jacobs	Henderson	Wingard	J. Jones	Herndon
9/24 at MIA	J. Allen	A. Jones	Bryan	Gotsis	Jack	Schobert	Jacobs	Henderson	Wingard	J. Jones	Herndon
10/04 at CIN	J. Allen	A. Jones	Bryan	Gotsis	Jack	Schobert	Marsh Sr.	Henderson	Wingard	J. Jones	Herndon
10/11 at HOU	Chaisson	A. Jones	Bryan	Smoot	D. Allen	Schobert	Herndon (CB)	C. Claybrooks	Wilson	J. Jones	S. Jones IV
10/18 vs. DET	Chaisson	Hamilton	Bryan	Gotsis	Jack	Schobert	Correa	Henderson	Wilson	J. Jones	S. Jones IV
10/25 at LAC	Hamilton	Costin (DT)	Bryan	Gotsis	D. Allen	Schobert	Correa	Henderson	Watson	J. Jones	S. Jones IV
11/8 vs. HOU	J. Allen	Hamilton	Costin	Gotsis	Jack	Schobert	Correa	Henderson	Wilson	J. Jones	S. Jones IV
11/15 at GB	J. Allen	Hamilton	Bryan	Gotsis	Jack	Schobert	Correa	Henderson	Wilson	Thomas	S. Jones IV
11/22 vs. PIT	J. Allen	Hamilton	Costin	Gotsis	Jack	Schobert	Correa	Claybrooks	Wilson	Thomas	Herndon
11/29 vs. CLE	Smoot	Hamilton	Costin	Gotsis	Jack	Schobert	Correa	Herndon	Wilson	Wingard	Barcoo
12/6 at MIN	Smoot	Ekualé	Costin	Gotsis	Jack	Schobert	Giles-Harris	Mabin	Wilson	J. Jones	Herndon
12/13 vs. TEN	Smoot	Costin	Ekualé	Gotsis	Jack	Schobert	Giles-Harris	Herndon	Wilson	J. Jones	S. Jones IV
12/20 at BAL	Smoot	Costin	Ekualé	Gotsis	Jack	Schobert	Claybrooks (DB)	Herndon	Wilson	J. Jones	Mabin
12/27 vs. CHI											
1/03 at IND											

2020 DEFENSIVE STATS



POS.	NAME	TOTAL TKLS	SOLO TKLS	ASST. TKLS	SACKS	SACK YDS	TFLs	QB HITS	INTs	PDs	FF	FR
LB	Joe Schobert	125	74	51	1.5	10.0	6	5	2	3	1	0
LB	Myles Jack	105	61	44	1.0	6.0	6	2	1	4	1	2
S	Josh Jones	76	52	24	0.0	0.0	0	0	1	1	0	0
CB	Tre Herndon	66	56	10	1.0	8.0	4	1	0	5	0	0
S	Jarrod Wilson	59	42	17	0.0	0.0	2	0	1	2	0	0
CB	C.J. Henderson	36	27	9	0.0	0.0	0	0	1	6	1	0
DE	Adam Gotsis	34	15	19	0.0	0.0	4	3	0	2	1	0
S	Andrew Wingard	33	23	10	0.0	0.0	0	0	1	4	0	1
DT	Davon Hamilton	30	14	16	1.0	10.0	2	5	0	1	0	1
DB	Chris Claybrooks	29	24	5	0.0	0.0	1	0	0	3	0	0
DT	Doug Costin	27	8	19	0.0	0.0	1	1	0	2	0	1
CB	Sidney Jones IV	25	20	5	0.0	0.0	0	0	2	9	1	0
DL	Dawuane Smoot	22	18	4	5.5	23.0	5	16	0	0	2	0
S	Brandon Rusnak	19	12	7	0.0	0.0	0	0	0	0	0	0
CB	D.J. Hayden	18	15	3	0.0	0.0	1	1	0	1	0	0
DL	Taven Bryan	17	9	8	0.5	1.0	3	4	0	0	0	0
S	Daniel Thomas	15	13	2	0.0	0.0	0	0	1	2	0	0
LB	Joe Giles-Harris	14	7	7	1.0	7.0	2	5	0	0	0	0
DL	K'Lavon Chaisson	14	9	5	1.0	8.0	3	7	0	1	0	0
LB	Dakota Allen	14	9	5	0.0	0.0	3	1	0	0	0	0
DE	Josh Allen	13	7	6	2.5	7.0	2	11	0	1	0	0
DT	Daniel Ekuale	11	5	6	1.0	9.0	1	1	0	1	0	0
CB	Josiah Scott	10	9	1	0.0	0.0	1	0	0	0	0	0
CB	Luq Barcoo	10	7	3	0.0	0.0	1	0	0	1	0	0
LB	Quincy Williams	9	5	4	0.0	0.0	1	0	0	1	1	0
DL	Cassius Marsh	9	7	2	0.0	0.0	0	1	0	0	0	0
CB	Greg Mabin	8	7	1	0.0	0.0	0	0	0	3	0	0
DT	Abry Jones	8	4	4	0.0	0.0	0	0	0	0	0	0
LB	Kamalei Correa	7	4	3	0.0	0.0	0	0	0	1	0	0
DT	Caraun Reid	5	3	2	0.0	0.0	0	0	0	0	0	0
DL	Aaron Lynch	4	3	1	1.0	0.0	0	2	0	1	0	0
LB	Leon Jacobs	3	3	0	0.0	0.0	1	0	0	0	0	0
DT	Timmy Jernigan	1	0	1	0.0	0.0	0	1	0	0	0	0
RB	Dare Ogunbowale	1	1	0	0.0	0.0	0	0	0	0	0	0
TE	Tyler Eifert	0	0	0	0.0	0.0	0	0	0	0	1	0
DE	Jabaal Sheard	0	0	0	0.0	0.0	0	2	0	1	0	0
2020 TEAM TOTALS:		877	573	304	17.0	89.0	50	69	10	55	9	5

JAGUARS SPECIAL TEAMS STATISTICS

POS.	NAME	ST TACKLES	ST SOLO	ST ASST.	FF	OPP. FR	OWN FR	BLOCKED KICKS
RB	Dare Ogunbowale	9	7	2	0	0	0	0
S	Doug Middleton	7	1	4	0	0	0	0
S	Andrew Wingard	5	3	2	0	0	0	0
RB	Nathan Cottrell	4	3	1	0	0	0	0
LB	Shaquille Quarterman	4	3	1	0	0	0	0
DB	Brandon Rusnak	4	2	2	0	0	0	0
DB	Daniel Thomas	3	3	0	0	0	0	1
LB	Dakota Allen	3	2	1	0	0	0	0
LB	Quincy Williams	2	0	2	0	0	0	0
C	Ross Maticcik	2	1	1	0	0	0	0
RB	Devine Ozigbo	1	0	1	0	0	0	0
RB	Bruce Miller	1	1	0	0	0	0	0
DB	Chris Claybrooks	1	1	0	0	0	0	0
LB	Joe Giles-Harris	1	1	0	0	0	0	0
DB	Sidney Jones	1	1	0	0	0	0	0
P	Logan Cooke	1	1	0	0	0	0	0
LB	Joe Giles-Harris	1	1	0	0	0	0	0
TE	Eric Saubert	1	0	1	0	0	0	0
K	Aldrick Rosas	0	0	0	0	0	1	0
2020 TEAM TOTALS:		51	33	18	0	0	1	1



TAKEAWAYS AND TURNOVERS



Date	Result	Net Differential	TAKEAWAYS				GIVEAWAYS		
			Total Takeaways	INTs	Fumbles Recovered	Points Off Turnovers	Total Giveaways	INTs	Fumbles Lost
9/13 vs. IND	W	2	2	2	0	10	0	0	0
9/20 at TEN	L	-2	0	0	0	0	2	2	0
9/24 at MIA	L	-2	0	0	0	0	2	1	1
10/04 at CIN	L	0	1	1	0	3	1	1	0
10/11 at HOU	L	0	2	2	0	0	2	0	2
10/18 vs. DET	L	-1	1	1	0	0	2	1	1
10/25 at LAC	L	-1	0	0	0	0	1	0	1
11/8 vs. HOU	L	0	1	0	1	0	1	1	0
11/15 at GB	L	1	2	1	1	10	1	1	0
11/22 vs. PIT	L	-3	1	1	0	0	4	4	0
11/29 vs. CLE	L	1	1	0	1	6	0	0	0
12/6 at MIN	L	-2	2	1	1	7	4	2	2
12/13 vs. TEN	L	0	1	0	1	3	1	1	0
12/20 at BAL	L	0	1	1	0	0	1	0	1
12/27 vs. CHI									
1/03 at IND									
Totals	1-13	-7	15	10	5	39	22	14	8

RED ZONE STATS



JAGUARS 2020 RED ZONE EFFICIENCY										GOAL TO GO		
Date	Opponent	Drives	RZ Drives	RZ TDS	RZ TD%	RZ FGM	RZ FGA	RZ Score %	RZ Giveaways	Drives	Off TD	TD %
9/13	vs. IND	10	2	2	100%	0	0	100%	0	1	1	100%
9/20	at TEN	9	5	4	80%	1	1	100%	0	1	1	100%
9/24	vs. MIA	10	2	2	100%	0	0	100%	0	1	1	100%
10/4	at CIN	10	5	2	40%	3	3	100%	0	1	1	100%
10/11	at HOU	10	4	2	50%	0	1	50%	1	2	1	50%
10/18	vs. DET	11	5	2	40%	1	2	60%	0	0	0	0%
10/25	at LAC	12	2	2	100%	0	0	100%	0	1	1	100%
11/8	vs. HOU	12	3	2	66.7%	1	1	100%	0	1	1	100%
11/15	at G.B.	12	2	1	50.0%	1	1	100.0%	0	0	0	0.0%
11/22	vs. PIT	12	1	0	0%	0	0	0%	1	0	0	0.0%
11/29	vs. CLE	9	3	2	66.7%	1	1	100%	0	2	1	50%
12/6	at MIN	14	2	1	50%	1	1	100%	0	2	1	50%
12/13	vs. TEN	11	3	1	33.3%	0	0	33.3%	0	1	1	100%
12/20	at BAL	9	3	2	66.7%	0	0	66.7%	1	1	0	0%
12/27	vs. CHI											
1/3	at IND											
TOTALS		151	42	25	59.5%	9	11	81%	3	14	10	71.4%

OPPONENT 2020 RED ZONE EFFICIENCY										GOAL TO GO		
Date	Opponent	Drives	RZ Drives	RZ TDS	RZ TD%	RZ FGM	RZ FGA	RZ Score %	RZ Giveaways	Drives	Off TD	TD %
9/13	vs. IND	9	5	2	40%	1	2	60%	0	1	1	100%
9/20	at TEN	10	4	4	100%	0	0	100%	0	1	1	100%
9/24	vs. MIA	10	5	4	80%	1	1	100%	0	3	3	100%
10/4	at CIN	11	4	1	25%	2	2	75%	1	2	1	50%
10/11	at HOU	10	3	1	33%	2	2	100%	0	0	0	0%
10/18	vs. DET	11	5	4	80%	1	1	100%	0	3	3	100%
10/25	at LAC	14	5	2	40%	2	2	80%	0	2	2	100%
11/8	vs. HOU	12	2	1	50%	1	1	100%	0	1	1	100%
11/15	at G.B.	13	3	2	66.7%	1	1	100.0%	0	2	2	100%
11/22	vs. PIT	13	1	1	100%	0	0	100%	0	1	1	100%
11/29	vs. CLE	9	4	3	75%	1	1	100%	0	4	3	75%
12/6	at MIN	16	4	2	50%	1	1	75%	1	3	1	33%
12/13	vs. TEN	11	3	2	66.7%	0	0	66.7%	0	2	2	100%
12/20	at BAL	10	5	5	100%	0	0	100%	0	4	4	100%
12/27	vs. CHI											
1/3	at IND											
TOTALS		159	53	34	64.2%	13	14	88.7%	2	29	25	86.2%

DRIVE CHART



WEEK 1 VS. INDIANAPOLIS

<u>JAX Start</u>	<u>Plays</u>	<u>Yards</u>	<u>End</u>	<u>Deep</u>	<u>Result</u>
1. J13	8	23	J36	J41	Punt
2. J3	7	30	J33	J33	Punt
3. J27	4	27	EZ	6*#	Touchdown
4. J25	9	75	EZ	I15*	Touchdown
5. J25	3	-7	J18	J26	Punt
6. J20	7	48	I32	I26	Field Goal
7. J25	6	75	EZ	I22	Touchdown
8. J31	4	3	I28	I27	Field Goal
9. J26	1	-3	J26	J26	End of game

<u>IND Start</u>	<u>Plays</u>	<u>Yards</u>	<u>End</u>	<u>Deep</u>	<u>Result</u>
1. I37	7	63	EZ	J12*	Touchdown
2. I33	7	64	J3	J3*#	Turnover on Downs
3. I15	4	20	I35	I35	Interception
4. I25	11	75	EZ	J8*#	Touchdown
5. I33	10	47	J20	J20	Field Goal
6. I29	11	59	J12	J12*	Missed Field Goal
7. I21	14	72	J7	J7*	Field Goal
8. I25	3	7	I32	I32	Interception
9. I25	8	49	J26	J26	Failed 4th Down

WEEK 2 AT TENNESSEE

<u>JAX Start</u>	<u>Plays</u>	<u>Yards</u>	<u>End</u>	<u>Deep</u>	<u>Result</u>
1. J25	12	38	T37	T36	Interception
2. J25	6	75	EZ	T19*	Touchdown
3. J 6	9	34	J40	T49	Punt
4. J25	10	58	T17	T17*	Field goal
5. J11	14	89	EZ	T17*	Touchdown
6. J25	7	75	EZ	T2*#	Touchdown
7. J14	9	86	EZ	T14*	Touchdown
8. J11	5	14	J25	J25	Punt
9. J25	3	20	J45	J45	Interception

<u>TEN Start</u>	<u>Plays</u>	<u>Yards</u>	<u>End</u>	<u>Deep</u>	<u>Result</u>
1. T23	3	77	EZ	J13*	Touchdown
2. J30	5	30	EZ	J9*	Touchdown
3. T25	10	35	J40	J32	Punt
4. T15	13	85	EZ	J4*#	Touchdown
5. J49	2	16	J33	J33	Field Goal
6. T25	9	75	EZ	J18*	Touchdown
7. T22	3	7	T29	T31	Punt
8. T21	6	37	J42	J42	Punt
9. T40	8	29	J31	J31	Field Goal
10. J39	2	-2	J40	J39	End of game

Underlined = last drive of half

*=Inside the 20

#=Goal-to-go

@=Overtime possession

DRIVE CHART



WEEK 3 VS. MIAMI

<u>JAX Start</u>	<u>Plays</u>	<u>Yards</u>	<u>End</u>	<u>Deep</u>	<u>Result</u>
1. J25	4	30	M45	M45	Punt
2. J25	9	75	EZ	M11*	Touchdown
3. J25	9	29	M36	M35	Turnover on Downs
4. J12	5	17	J29	J29	Punt
5. J25	5	17	J42	J42	Punt
6. J3	5	5	J21	J22	Fumble
7. J25	7	52	M33	M28	Turnover on Downs
8. J49	10	51	EZ	M1*#	Touchdown
9. J21	4	5	J26	J26	Turnover on Downs
10. J25	5	49	M26	M26	Interception

<u>MIA Start</u>	<u>Plays</u>	<u>Yards</u>	<u>End</u>	<u>Deep</u>	<u>Result</u>
1. M16	12	84	EZ	J3*#	Touchdown
2. M20	6	80	EZ	J1*#	Touchdown
3. M25	11	75	EZ	J15*	Touchdown
4. M46	3	4	50	50	Punt
5. M24	7	31	J45	J40	Punt
6. J5	4	5	EZ	J1*#	Touchdown
7. M23	3	-1	M22	M23	Punt
8. M26	4	6	M32	M32	Punt
9. J20	4	7	J13	J13*	Field goal
10. M3	4	16	M20	M20	End of game

Underlined = last drive of half

*=Inside the 20

#=Goal-to-go

@=Overtime possession

WEEK 4 AT CINCINNATI

<u>JAX Start</u>	<u>Plays</u>	<u>Yards</u>	<u>End</u>	<u>Deep</u>	<u>Result</u>
1. J25	5	16	J41	J41	Interception
2. J20	9	50	C30	C30	Missed FG
3. J25	5	75	EZ	C11*	Touchdown
4. J20	11	66	C14	C14*	Field Goal
5. J25	8	73	C2	C2*	Field Goal
6. J25	4	-5	J20	J25	Punt
7. J25	3	7	J32	J32	Punt
8. J25	9	43	C32	C25	Field Goal
9. J25	8	75	EZ	C2*#	Touchdown
10. J25	6	63	C12	C12*	Field Goal

<u>CIN Start</u>	<u>Plays</u>	<u>Yards</u>	<u>End</u>	<u>Deep</u>	<u>Result</u>
1. J43	3	3	J40	J40	Punt
2. C38	9	45	J17	J16*	Field Goal
3. C11	12	88	J1	J1*#	Interception
4. C25	9	75	EZ	J9*#	Touchdown
5. C25	1	-1	C25	C25	End of Half
6. C25	5	75	EZ	J34	Touchdown
7. C39	7	61	EZ	J23	Touchdown
8. C41	8	37	J22	J22	Field Goal
9. C25	10	47	J28	J28	Field Goal
10. C22	10	66	J12	J11*	Field goal
11. J45	1	-1	J45	J45	End of game

Underlined = last drive of half

*=Inside the 20

#=Goal-to-go

@=Overtime possession

DRIVE CHART



WEEK 5 AT HOUSTON

<u>JAX Start</u>	<u>Plays</u>	<u>Yards</u>	<u>End</u>	<u>Deep</u>	<u>Result</u>
1. J25	4	16	J41	J42	Punt
2. J13	6	35	J48	J48	Punt
3. J25	12	75	EZ	H13*	Touchdown
4. J20	12	69	H6	H3*#	Missed FG
5. H36	4	5	H31	H21	Missed FG
6. J40	3	6	J46	J46	Punt
7. H27	6	15	H8	H8*	Fumble
8. J25	10	75	EZ	H4*#	Touchdown
9. J25	6	15	J42	J47	Fumble
10. J25	12	43	H32	H32	Failed 4th down

<u>HOU Start</u>	<u>Plays</u>	<u>Yards</u>	<u>End</u>	<u>Deep</u>	<u>Result</u>
1. H16	4	38	J46	J46	Punt
2. H9	17	73	J18	J18*	Field Goal
3. H25	4	75	EZ	J44	Touchdown
4. H20	1	0	H20	H20	Interception
6. H25	9	60	J15	J15*	Field Goal
7. H6	5	32	H38	H38	Interception
8. H25	6	47	J28	J28	Field Goal
9. J34	4	34	EZ	J28	Touchdown
10. H32	3	37	J33	J28	End of game

Underlined = last drive of half

*=Inside the 20

#=Goal-to-go

@=Overtime possession

WEEK 6 VS. DETROIT

<u>JAX Start</u>	<u>Plays</u>	<u>Yards</u>	<u>End</u>	<u>Deep</u>	<u>Result</u>
1. J17	3	4	J21	J21	Punt
2. J25	11	62	D13	D13*	Field Goal
3. J25	1	0	J25	J25	Interception
4. J46	8	40	D14	D14*	Missed FG
5. J25	8	18	D45	D45	Fumble
6. J20	1	-1	J20	J20	End of half
7. D20	4	6	D14	D14*	Failed 4th down
8. J26	8	74	EZ	D6*	Touchdown
9. J17	3	0	J17	J17	Punt
10. J20	9	80	EZ	D14*	Touchdown
10. J20	7	17	J37	J37	Failed 4th down

<u>DET Start</u>	<u>Plays</u>	<u>Yards</u>	<u>End</u>	<u>Deep</u>	<u>Result</u>
1. 50	10	50	EZ	J1*#	Touchdown
2. D25	6	75	EZ	J1*#	Touchdown
3. D37	6	24	J39	J39	Missed FG
4. D22	11	65	J13	J13*	Field Goal
5. J43	3	-7	50	J40	Punt
6. D25	3	0	D25	D25	Interception
7. D14	9	86	EZ	J1*#	Touchdown
8. D25	9	75	EZ	J6*#	Touchdown
9. D36	8	41	J23	J23	Field Goal
10. J44	3	4	J40	J35	Punt
11. J37	5	6	J29	J26	End of game

Underlined = last drive of half

*=Inside the 20

#=Goal-to-go

@=Overtime possession

DRIVE CHART



WEEK 7 AT LOS ANGELES CHARGERS

<u>JAX Start</u>	<u>Plays</u>	<u>Yards</u>	<u>End</u>	<u>Deep</u>	<u>Result</u>
1. J25	3	6	J31	J31	Punt
2. J25	3	2	J27	J31	Punt
3. J40	3	-2	J38	J40	Punt
4. J25	3	3	J28	J33	Punt
5. J22	6	78	EZ	LAC4*#	Touchdown
6. J40	5	29	LAC29	LAC29	Failed 4th down
7. J33	11	67	EZ	LAC9*#	Touchdown
8. J38	4	9	J46	J47	Failed 4th down
9. J26	6	74	EZ	LAC28	Touchdown
10. J18	7	29	J47	LAC44	Punt
11. J25	8	14	J39	J39	Failed 4th down

<u>LAC Start</u>	<u>Plays</u>	<u>Yards</u>	<u>End</u>	<u>Deep</u>	<u>Result</u>
1. LAC6	9	77	J17	J17*	Field goal
2. LAC26	3	6	LAC32	LAC32	Punt
3. LAC29	11	71	EZ	J7*#	Touchdown
4. LAC38	6	62	EZ	J22	Touchdown
5. LAC13	3	4	LAC17	LAC17	Punt
6. LAC31	3	5	LAC36	LAC36	Punt
7. LAC40	2	-1	LAC40	LAC40	End of half
8. LAC25	3	9	LAC34	LAC34	Blocked Punt
9. LAC25	8	45	J30	J29	Missed Field Goal
10. J47	6	47	EZ	J26	Touchdown
11. LAC20	2	80	EZ	LAC30	Touchdown
12. J19	4	19	EZ	J5*#	Touchdown
13. LAC10	11	73	J17	J17*	Field goal
14. J39	9	22	J17	J15*	End of game

Underlined = last drive of half

*=Inside the 20

#=Goal-to-go

@=Overtime possession

WEEK 9 VS. HOUSTON

<u>JAX Start</u>	<u>Plays</u>	<u>Yards</u>	<u>End</u>	<u>Deep</u>	<u>Result</u>
1. J25	3	75	EZ	J27	Touchdown
2. J28	3	2	J30	J30	Punt
3. J22	7	23	J45	J45	Punt
4. J38	3	2	J40	J40	Punt
5. J25	12	75	EZ	H1*#	Touchdown
6. H43	3	-7	50	H43	Punt
7. J41	3	18	H41	H41	Field Goal
8. J9	10	51	H40	H40	Interception
9. J25	9	63	H12	H11*	Field Goal
10. J19	6	22	J41	J41	Failed 4th down
11. J16	3	-3	J13	J22	Punt
12. J20	7	80	EZ	H13*	Touchdown

<u>HOU Start</u>	<u>Plays</u>	<u>Yards</u>	<u>End</u>	<u>Deep</u>	<u>Result</u>
1. H25	2	75	EZ	H43	Touchdown
2. H19	6	45	J36	J34	Touchdown
3. H6	3	5	H11	H11	Punt
4. H30	14	59	J11	J11*	Field Goal
5. H25	4	18	H43	H43	Fumble
6. H2	6	98	EZ	J1*#	Touchdown
7. H25	3	5	H30	H30	Punt
8. H19	3	81	EZ	H23	Touchdown
9. H22	9	17	H39	H44	Punt
10. J41	3	2	J39	J39	Punt
11. H31	8	26	J43	J38	Punt
12. J47	3	-3	J49	47	Punt

Underlined = last drive of half

*=Inside the 20

#=Goal-to-go

@=Overtime possession

DRIVE CHART



WEEK 10 AT GREEN BAY

<u>JAX Start</u>	<u>Plays</u>	<u>Yards</u>	<u>End</u>	<u>Deep</u>	<u>Result</u>
1. J38	7	29	GB33	GB33	Field Goal
2. J28	3	2	J30	J30	Punt
3. J22	7	23	J45	J45	Punt
4. J38	3	2	J40	J40	Punt
5. J25	3	12	J37	J37	Interception
6. J25	5	14	J39	J41	Punt
7. GB16	3	16	EZ	GB12*	Touchdown
8. J33	8	29	GB38	GB38	Punt
9. J44	7	43	GB13	GB13*	Field Goal
10. J7	10	43	50	50	Punt
11. J47	7	1	J48	GB36	Failed 4th down

<u>G.B. Start</u>	<u>Plays</u>	<u>Yards</u>	<u>End</u>	<u>Deep</u>	<u>Result</u>
1. GB25	3	7	GB32	GB32	Punt
2. GB25	4	33	J42	J37	Punt
3. GB4	3	7	GB11	GB11	Punt
4. GB9	4	91	EZ	GB22	Touchdown
5. GB27	3	5	GB32	GB35	Punt (ret. TD)
6. GB19	13	81	EZ	J5*#	Touchdown
7. J26	6	5	J21	J15*	Field Goal
8. GB2	1	22	GB2	GB2	Fumble
9. GB25	8	42	J33	J33	Failed 4th down
10. GB20	4	33	J47	J47	Interception
11. GB25	7	75	EZ	J6*#	Touchdown
12. GB14	3	9	GB23	GB23	Punt
13. J48	2	-1	J48	J48	End of game

WEEK 11 VS. PITTSBURGH

<u>JAX Start</u>	<u>Plays</u>	<u>Yards</u>	<u>End</u>	<u>Deep</u>	<u>Result</u>
1. J25	9	52	P23	P23	Field Goal
2. J36	6	11	J47	J47	Punt
3. J9	3	5	J14	J14	Punt
4. J25	3	1	J26	J26	Punt
5. J25	7	64	P11	P11	Interception
6. J25	2	19	J44	J44	Interception
7. J31	7	14	J45	P36	Punt
8. J20	3	4	J24	J29	Punt
9. J20	4	6	J26	J35	Punt
10. J25	5	14	J39	J49	Interception
11. J25	4	10	J35	J35	Interception
12. J15	4	8	J20	J20	Failed 4th down

<u>PIT Start</u>	<u>Plays</u>	<u>Yards</u>	<u>End</u>	<u>Deep</u>	<u>Result</u>
1. J46	6	19	J27	J27	Missed FG
2. P5	9	53	J42	J42	Punt
3. P24	9	50	J26	J26	Field Goal
4. P29	6	71	EZ	J31	Touchdown
5. P39	7	61	EZ	J1*#	Touchdown
6. P29	4	47	J24	J24	Interception
7. P25	3	-1	P24	P25	Punt
8. P20	6	20	P40	P40	Punt
9. P29	7	23	J48	J45	Punt
10. P26	9	45	J29	J27	Field Goal
11. 50	4	50	EZ	J20	Touchdown
12. P42	3	4	P45	50	Punt
13. J23	3	-4	J26	J23	End of game

Underlined = last drive of half

*=Inside the 20

#=Goal-to-go

@=Overtime possession

DRIVE CHART



WEEK 12 VS. CLEVELAND

<u>JAX Start</u>	<u>Plays</u>	<u>Yards</u>	<u>End</u>	<u>Deep</u>	<u>Result</u>
1. J25	5	16	J41	J43	Punt
2. 50	6	14	C36	C36	Field Goal
3. J25	11	69	C6	C6*#	Field Goal
4. J23	5	77	EZ	C46	Touchdown
5. J25	8	39	C36	C36	Missed Field Goal
6. C30	6	30	EZ	C7*#	Touchdown
7. J20	6	34	C46	C46	Punt
8. J25	5	27	C48	C48	Punt
9. J22	11	78	EZ	C4*	Touchdown

<u>CLE Start</u>	<u>Plays</u>	<u>Yards</u>	<u>End</u>	<u>Deep</u>	<u>Result</u>
1. C8	3	1	C9	C9	Punt
2. C45	5	55	EZ	J5*#	Touchdown
3. C25	14	69	J6	J5*#	Field Goal
4. C16	8	84	EZ	J9*#	Touchdown
5. C25	1	13	C25	C25	Fumble
6. C36	10	38	J26	J26	Field Goal
7. C10	8	90	EZ	J1*#	Touchdown
8. C2	10	76	J22	J22	Failed 4th Down
9. C25	7	20	C46	C48	End of game

WEEK 13 AT MINNESOTA

<u>JAX Start</u>	<u>Plays</u>	<u>Yards</u>	<u>End</u>	<u>Deep</u>	<u>Result</u>
1. J25	5	75	EZ	M28	Touchdown
2. J30	10	66	M4	M4*#	Field Goal
3. J11	4	16	J27	J32	Punt
4. J25	11	49	M26	M21	Interception
5. J25	3	9	J34	J34	Punt
6. J23	3	9	J32	J32	Punt
7. J25	7	15	J40	50	Punt
8. J25	3	7	J30	J30	Fumble
9. J2	3	-2	J4	J5	Safety
10. J20	3	8	J28	J28	Punt
11. J18	3	26	J41	J41	Fumble
12. J25	10	75	EZ	M1*#	Touchdown
13. J41	3	15	M44	M44	Missed Field Goal
14. J18	3	2	J20	J20	Interception@

<u>MIN Start</u>	<u>Plays</u>	<u>Yards</u>	<u>End</u>	<u>Deep</u>	<u>Result</u>
1. M21	3	12	M33	M33	Punt
2. M25	5	5	M30	M38	Punt
3. M21	3	8	M29	M29	Punt
4. M22	10	78	EZ	J3*#	Touchdown
5. M26	5	6	M32	M39	Punt
6. M21	3	11	M25	M25	End of Half
7. M40	1	0	M40	M40	Interception (ret.-TD)
8. M25	8	75	EZ	J12*	Touchdown
9. M10	8	90	EZ	J20	Touchdown
10. J34	6	32	J1	J1*#	Fumble
11. M38	6	22	J40	J40	Punt
12. M34	3	-1	M33	M35	Punt
13. J44	5	14	J30	J30	Field Goal
14. M25	8	42	J33	J33	Missed Field Goal
15. M24	3	-4	M20	M24	Punt@
16. J46	11	41	J5	J1*#	Field Goal@

Underlined = last drive of half

*=Inside the 20

#=Goal-to-go

@=Overtime possession

2020 DRIVE CHART



WEEK 14 VS. TENNESSEE

JAX Start	Plays	Yards	End	Deep	Result
1. J25	10	40	T35	T35	Missed Field Goal
2. J25	4	18	J43	J48	Punt
3. J13	3	6	J19	J19	Punt
4. J11	8	27	J38	J38	Punt
5. T40	4	5	T35	T35	Field Goal
6. J30	3	-15	J15	J30	Punt
7. J25	2	3	J28	J28	Interception
8. J40	11	60	EZ	T5*#	Touchdown
9. J12	10	74	T14	T14*	Failed 4th down
10. J11	11	70	T19	T19*	Failed 4th down
11. J19	5	44	T45	T43	End of game

TEN Start	Plays	Yards	End	Deep	Result
1. T43	3	57	EZ	J37	Touchdown
2. T22	8	28	50	50	Punt
3. T25	13	64	J9	J9*	Failed 4th down
4. T20	3	17	T32	T32	Fumble
5. T25	5	75	EZ	J36	Touchdown
6. T37	3	28	J35	J35	Field Goal
7. T25	5	75	EZ	J5*#	Touchdown
8. J48	6	48	EZ	J1*#	Touchdown
9. T25	6	13	T38	T38	Punt
10. T14	8	35	T49	T49	Punt
11. T19	6	24	T43	T48	Punt

WEEK 15 AT BALTIMORE

JAX Start	Plays	Yards	End	Deep	Result
1. J1	2	-1	J3	J3	Safety
2. J25	9	24	B47	B46	Failed 4th down
3. J25	6	9	J34	J36	Punt
4. J29	8	28	B43	B43	Failed 4th down
5. J25	4	1	J26	J27	Punt
6. J25	10	75	EZ	B17*	Touchdown
7. J25	8	61	B13	B8*#	Fumble
8. J25	3	9	J24	J25	Punt
9. J34	6	66	EZ	B13*	Touchdown

BAL Start	Plays	Yards	End	Deep	Result
1. B25	6	39	J36	J36	Interception
2. B32	7	68	EZ	J4*#	Touchdown
3. J49	6	49	EZ	J2*#	Touchdown
4. B32	6	41	J27	J27	Field Goal
5. B43	8	57	EZ	J11*	Touchdown
6. 50	2	11	J39	J39	Missed Field Goal
7. B25	10	75	EZ	J5*#	Touchdown
8. B14	10	86	EZ	J1*#	Touchdown
9. J48	8	14	J34	J23	Failed 4th Down
10. B25	3	3	B29	B30	End of Game

Underlined = last drive of half

*=Inside the 20

#=Goal-to-go

@=Overtime possession

2020 GAME SUMMARIES



WEEK 1 VS. INDIANAPOLIS

Sept. 13, 2020 at TIAA Bank Field

	1	2	3	4	OT	Final
INDIANAPOLIS COLTS (0-1)	7	2	0	3	-	20
JACKSONVILLE JAGUARS (1-0)	0	14	3	10	-	27

The Jaguars began the season with a big opening-day win over the division-rival Indianapolis Colts, coming from behind with two scores in the final 6 minutes to claim a 27-20 victory at TIAA Bank Field. QB **Gardner Minshew II** completed 19 of his 20 passes on the day for 173 yards, with scoring throws to WRs **DJ Chark Jr.**, **Laviska Shenault Jr.** and **Keelan Cole**, while undrafted rookie RB **James Robinson** ran for 62 yards in his NFL debut. Indianapolis started fast with a seven-play, 63-yard drive resulting in a 7-0 lead on RB **Nyheim Hines'** 12-yard scoring run. The Jacksonville offense started slowly with punts on its first two possessions, while the defense rose up with a fourth-down stop at the Jacksonville 3-yard line on the Colts' second drive. The defense then changed the momentum on the next series when rookie CB **CJ Henderson** picked off QB **Philip Rivers** and returned it 22 yards to the Colts 27. That set up Minshew's 6-yard TD pass to Chark to tie the score at 7-7. Indianapolis responded with an 11-play, 75-yard drive capped by Rivers' 8-yards touchdown pass to Hines, but the Jaguars answered with a 75-yard drive of their own to tie the game at 14-14 on Shenault's 15-yard scoring catch with 1:38 remaining in the first half. The Colts regained a 17-14 lead on the final play of the half: a 38-yard field goal by rookie K **Rodrigo Blankenship**. In the third quarter Blankenship hit the left upright with a 30-yard attempt, and Jacksonville capitalized with K **Josh Lambo** nailing a 50-yard field goal for a 17-17 tie with 3:30 left in the quarter. Blankenship bounced back to make a 25-yard field goal on the ensuing possession to regain the lead at 20-17, but the Jaguars were not done. Their 75-yard march included three runs and three passes as well as a 15-yard horse collar penalty to get to the Indy 22, from where Minshew hit Cole for a 22-yard TD to give the Jaguars their first lead of the day at 24-20 with 5:56 remaining. Rivers then threw his second INT of the day, this time to S **Andrew Wingard**, to set up Lambo's second field goal of the day from 46 yards for a 27-20 lead with 2:50 left. The Jacksonville defense stopped the Colts eight plays later on 4th-and-5 from the Jacksonville 26 to seal the win.

Team	Q	Time	Scoring Play	Drive Info
IND	1	11:42	Hines 12 yd. run (Blankenship kick)	7-63, 3:18
JAX	2	10:42	Chark 6 yd. pass from Minshew (Lambo kick)	4-27, 2:08
IND	2	4:45	Hines 8 yd. pass from Rivers (Blankenship kick)	11-75, 5:57
JAX	2	1:38	Shenault 15 yd. pass from Minshew (Lambo kick)	9-75, 3:07
IND	2	0:05	Blankenship 38 yd. field goal	7-47, 1:33
JAX	3	3:30	Lambo 50 yd. field goal	7-48, 4:12
IND	4	9:39	Blankenship 25 yd. field goal	14-72, 8:51
JAX	4	5:56	Cole 22 yd. pass from Minshew (Lambo kick)	6-75, 3:43
JAX	4	2:50	Lambo 46 yd. field goal	4-3, 1:34

Team Statistics

	Colts	Jaguars
First Downs (Run-Pass-Pen)	27 (5-17-5)	17 (4-11-2)
Total Yards-Plays-Avg.	445-69-6.4	241-47-5.1
Rushing Yards-Attempts-Avg.	88-22-4.0	91-23-4.0
Net Yards Passing (Sacked-Yds)	357 (1-6)	150 (4-23)
Att-Comp-Int	46-36-2	20-19-0
Third Down Conversions (%)	4-12 (33%)	5-10 (50%)
Fourth Down Conversions (%)	1-3 (33%)	0-0 (0%)
Punts-Avg.	0-0.0	3-45.3
Fumbles-Lost	0-0	0-0
Penalties-Yards	5-80	6-61
Time of Possession	33:23	26:37

Individual Statistics

Jaguars Rushing: Robinson 16-62, Minshew 5-19, Shenault 2-10
Colts Rushing: Hines 7-28 (TD), Mack 4-26, Taylor 9-22, Campbell (1-9), Rivers (1-3)

Jaguars Passing: Minshew 19-20-173 (3 TDs)
Colts Passing: Rivers 36-46-363 (TD, 2 INTs)

Jaguars Receiving: Cole 5-47 (TD), Shenault 3-37, Chark 3-25, Thompson 2-6, Robinson 1-28, Johnson 1-14, Eifert 1-8, Conley 1-6, Miller 1-2, O'Shaughnessy 1-0
Colts Receiving: Hines 8-45, Campbell 6-71, Taylor 6-67, Hilton 4-53, Doyle 3-49, Mack 3-30, Alie-Cox 2-20, Pascal 2-18, Pittman 2-10

Sacks: Jaguars 1.0 (Jack)
Sacks: Colts 4.0 (Auty 2.0, Houston 1.0, Willis 1.0)

Interceptions: Jaguars 2 (Henderson 1, Wingard 1)
Interceptions: Colts 0

Paid Attendance: 14,100 **Time:** 2:53 **Temperature:** 80 degrees

WEEK 2 AT TENNESSEE

Sept. 20, 2020 at Nissan Stadium

	1	2	3	4	OT	Final
JACKSONVILLE JAGUARS (1-1)	7	3	7	13	-	30
TENNESSEE TITANS (2-0)	14	10	6	3	-	33

The Jaguars trailed 14-0 early after yielding touchdowns on the Titans' first two drives, sparked by a 63-yard completion on the game's first play, but a second-half rally with three consecutive touchdown drives of their own tied the game at 30-30 with 7:25 remaining in the fourth quarter. From there the teams exchanged punts before Tennessee marched to the Jacksonville 31-yard line, where K **Stephen Gostkowski** kicked the eventual game-winning field goal from 49 yards with 1:36 left. With no timeouts remaining the Jaguars tried to rally, but on the third play of the possession QB **Gardner Minshew II's** pass was batted at the line and intercepted by LB **Harold Landry** to seal the 33-30 win. Just before halftime K **Josh Lambo** had kicked a 35-yard field goal with :12 remaining to cut the Tennessee lead to 21-10, but Gostkowski - after a short squib kick by Lambo off a Titans player - converted a 51-yard field goal on the half's final play to make it a 14-point margin at 24-10. The Jaguars had five red zone drives and scored four TDs and one field goal, while Tennessee tallied four touchdowns on its four such possessions. The Titans also had the game's only turnovers, with CB **Kristian Fulton** and Landry picking off Minshew passes. While RB **Derrick Henry** was limited to 84 rushing yards on 25 carries, Jaguars rookie RB **James Robinson** turned in his first 100-yard day with 102 yards on 16 carries, a 6.4-yard average. Minshew completed 30 of 45 passes for 339 yards with touchdown strikes to TE **Tyler Eifert**, WR **Keelan Cole Sr.** and RB **Chris Thompson** as the Jaguars outgained Tennessee, 480 yards to 354. TE **Jonnu Smith** caught two of QB **Ryan Tannehill's** career-best four TD passes.

Team	Q	Time	Scoring Play	Drive Info
TEN	1	13:22	Smith 13 yd. pass from Tannehill (Gostkowski kick)	3-77, 1:38
TEN	1	5:43	Davis 9 yd. pass from Tannehill (Gostkowski kick)	5-30, 1:56
JAX	1	3:43	Eifert 19 yd. pass from Minshew (Lambo kick)	6-75, 2:00
TEN	2	1:47	Smith 4 yd. pass from Tannehill (Gostkowski kick)	13-85, 5:50
JAX	2	0:12	Lambo 35 yd. field goal	10-58, 1:35
TEN	2	0:00	Gostkowski 51 yd. field goal	2-16, 0:12
JAX	3	7:04	J. Robinson 17 yd. run (Lambo kick)	14-89, 7:56
TEN	3	2:04	Humphries 18 yd. pass from Tannehill (Gostkowski kick)	9-75, 5:00
JAX	4	14:16	Cole 2 yd. pass from Minshew (Lambo kick)	7-75, 2:48
JAX	4	7:25	Thompson 14 yd. pass from Minshew (Lambo kick)	9-86, 5:02
TEN	4	1:36	Gostkowski 49 yd. field goal	8-29, 1:53

Team Statistics

	Jaguars	Titans
First Downs (Run-Pass-Pen)	30 (9-20-1)	23 (7-12-4)
Total Yards-Plays-Avg.	480-74-6.5	354-59-6.0
Rushing Yards-Attempts-Avg.	165-27-6.1	123-34-3.6
Net Yards Passing (Sacked-Yds)	315 (2-24)	231 (1-8)
Att-Comp-Int	45-30-2	24-18-0
Third Down Conversions (%)	10-14 (71%)	7-11 (64%)
Fourth Down Conversions (%)	1-1 (100%)	0-0 (0%)
Punts-Avg.	2-40.0	3-40.7
Fumbles-Lost	2-0	0-0
Penalties-Yards	8-60	4-30
Time of Possession	33:22	26:38

Individual Statistics

Jaguars Rushing: Robinson 16-102 (TD), Shenault 5-37, Minshew 4-19, Thompson 2-7
Titans Rushing: Henry 25-84, Tannehill 4-12, Batson 1-11, Perry 2-9, McNichols 2-7

Jaguars Passing: Minshew 30-45-339 (3 TDs, 2 INTs)
Titans Passing: Tannehill 18-24-239 (4 TDs)

Jaguars Receiving: Cole 6-58 (TD), Chark 4-84, Conley 4-48, O'Shaughnessy 4-40, Eifert 3-36, Shenault 3-35, Thompson 3-20, Robinson 3-18
Titans Receiving: Humphries 5-48, Smith 4-84, Firkser 4-45, Davis 3-36, Batson 2-26

Sacks: Jaguars 1.0 (Chaisson)
Sacks: Titans 2.0 (Crawford 1.0, Vaccaro 1.0)

Interceptions: Jaguars 0
Interceptions: Titans 2 (Fulton, Hooker)

Paid Attendance: 0 **Time:** 2:59 **Temperature:** 72 degrees



2020 GAME SUMMARIES



WEEK 3 VS. MIAMI

Sept. 24, 2020 at TIAA Bank Field

	1	2	3	4	OT	Final
MIAMI DOLPHINS (1-2)	14	7	7	3	-	31
JACKSONVILLE JAGUARS (1-2)	0	7	0	6	-	13

For the third week in a row the Jaguars got off to a slow start and fell behind early, this time in a 31-13 Thursday Night loss to the Miami Dolphins. Miami entered the game at 0-2, but TD drives of 84 and 80 yards on a combined 29 plays on their first three possessions gave them a 14-0 first-quarter lead which grew to 21-7 by the middle of the second period. Dolphins QB **Ryan Fitzpatrick** completed his first 12 passes, including touchdown throws to WR **Preston Williams** and TE **Mike Gesicki**. The Jaguars found the endzone on their second possession, marching 75 yards in nine plays with RB **James Robinson** scoring on an 11-yard run up the middle, which made it 14-7 early in the second quarter. The Dolphins' ensuing touchdown by Gesicki made it 21-7 before Jacksonville was stopped on its next drive when QB **Gardner Minshew II** was sacked for a 10-yard loss on 4th-and-6 at the Miami 36. It would be the first of three failed fourth-down plays for the Jaguars. In the second half Miami extended its lead to 28-7 on Fitzpatrick's 1-yard run which followed a Minshew fumble at the Jacksonville 5-yard line. The Jaguars' next drive ended in a failed 4th-and-11 at the Miami 33, but they found the endzone on their next opportunity with Robinson's second TD run from 1 yard out to get within 15 at 28-13 before newly-activated K **Brandon Wright** missed the extra point. A third fourth-down stop on Jacksonville's next possession, with a 6-yard sack on 4th-and-5 from their own 26-yard line, set up a K **Jason Sanders** 30-yard field goal for the final 31-13 margin. A Minshew interception ended the Jaguars' final drive of the night at the Miami 3. Minshew completed 30 of his 42 passes for 275 yards and was sacked four times, while Fitzpatrick finished 18 of 20 for 160 yards with two TDs.

Team	Q	Time	Scoring Play	Drive Info
MIA	1	8:09	Williams 3 yd. pass from Fitzpatrick (Sanders kick)	12-86, 6:51
MIA	1	2:37	Howard 1 yd. run (Sanders kick)	6-80, 3:17
JAX	2	3:04	J. Robinson 11 yd. run (Wright kick)	9-75, 4:33
MIA	2	5:58	Gesicki 15 yd. pass from Fitzpatrick (Sanders kick)	11-75, 7:06
MIA	3	2:01	Fitzpatrick 1 yd. run (Sanders kick)	4-5, 2:03
JAX	4	9:03	J. Robinson 1 yd. run (kick failed)	10-51, 3:11
MIA	4	3:49	Sanders 30 yd. Field Goal	4-7, 0:58

Team Statistics

	Dolphins	Jaguars
First Downs (Run-Pass-Pen)	22 (10-9-4)	22 (5-14-3)
Total Yards-Plays-Avg.	294-57-5.2	318-63-5.0
Rushing Yards-Attempts-Avg.	138-36-3.8	72-17-4.2
Net Yards Passing (Sacked-Yds)	156 (1-4)	246 (4-29)
Att-Comp-Int	20-18-0	42-30-1
Third Down Conversions (%)	7-13 (54%)	3-10 (30%)
Fourth Down Conversions (%)	1-1 (100%)	0-3 (0%)
Punts-Avg.	4-41.0	3-52.3
Fumbles-Lost	0-0	1-1
Penalties-Yards	6-51	8-63
Time of Possession	34:22	25:38

Individual Statistics

Jaguars Rushing: Robinson 11-46 (2 TDs), Minshew 3-22, Thompson 2-3, Shenault 1-1
Dolphins Rushing: Gaskin 22-66, Fitzpatrick 7-38, Grant 1-29, Breida 3-4, Howard 3-1

Jaguars Passing: Minshew 20-42-275 (1 INT)
Dolphins Passing: Fitzpatrick 18-20-160 (2 TDs)

Jaguars Receiving: Robinson 6-83, Thompson 5-35, Shenault 5-33, Cole 4-43, Conley 3-34, O'Shaughnessy 3-29, Eifert 2-11, Westbrook 1-4, Johnson 1-3
Dolphins Receiving: Parker 5-69, Gaskin 5-29, Ford 2-14, Williams 2-7, Grant 1-19, Gesicki 1-15 (TD), Smythe 1-7, Fitzpatrick 1-0

Sacks: Jaguars 1.0 (Allen)
Sacks: Dolphins 4.0 (Grugier-Hill - 1.0; Van Ginkel - 1.0; Van Noy - 1.0; Ogbah - 0.5; Sieler - 0.5)

Interceptions: Jaguars 0
Interceptions: Dolphins 1 (Howard)

Paid Attendance: 16,563 **Time:** 3:01 **Temperature:** 81 degrees

WEEK 4 AT CINCINNATI

Oct. 4, 2020 at Paul Brown Stadium

	1	2	3	4	OT	Final
JACKSONVILLE JAGUARS (1-3)	7	6	0	12	-	25
CINCINNATI BENGALS (1-2-1)	3	7	17	6	-	33

The Jaguars twice had three consecutive scoring drives on the day and led 13-10 at the half before Cincinnati scored on its first five possessions of the second half to claim a 33-25 win. On the game's opening drive QB **Gardner Minshew II** was intercepted, and the Jaguars' second possession ended with a missed 48-yard field goal try by newly-signed K **Aldrick Rosas**. But the Jaguars settled down and scored on three straight possessions with an 11-yard touchdown pass from Minshew to WR **DJ Chark Jr.** at the end of the first period and Rosas field goals of 32 and 20 yards in the second. RB **Joe Mixon** scored all three Cincinnati TDs, the first on a 9-yard pass from QB **Joe Burrow** in the second quarter to knot the score at 10-10. Mixon, who had 121 rushing yards in the second half alone and finished with 151, scored on a 34-yard run to open the second half. He followed that on the next Cincinnati drive with a 23-yard scoring run to extend the lead to 24-13. K **Randy Bullock's** 40-yard field goal, his second of four on the day, made it 27-13. The fourth quarter saw five scoring plays as Rosas kicked a 50-yard field goal, followed by Bullock's 46-yarder, and then Chark's second touchdown catch on a 2-yard pass from Minshew. The Jaguars' two-point conversion attempt failed, leaving an eight-point margin at 30-22 with 6:14 remaining. Bullock's 30-yard field goal extended it to an 11-point game before Rosas capped the Jaguars' final drive with a 30-yard field goal with just 8 seconds remaining after the Cincinnati defense held at its own 12-yard line. The ensuing Jacksonville outside kick attempt was recovered by Cincinnati. The Jaguars had five red zone drives on the afternoon and managed two TDs and three field goals. The Bengals finished with 505 total yards to the Jaguars' 429, and led in possession time 33:11 to 26:49.

Team	Q	Time	Scoring Play	Drive Info
CIN	1	2:41	Bullock 35 yd. Field Goal	9-45, 3:57
JAX	1	0:21	Chark 11 yd. pass from Minshew (Rosas kick)	5-75, 2:20
JAX	2	3:45	A. Rosas 32 yd. Field Goal	11-66, 5:36
CIN	2	0:56	Mixon 9 yd. pass from Burrow (Bullock kick)	9-75, 2:49
JAX	2	0:03	Rosas 20 yd. Field Goal	8-73, 0:53
CIN	3	12:29	Mixon 34 yd. run (Bullock kick)	5-75, 2:31
CIN	3	8:28	Mixon 23 yd. run (Bullock kick)	7-61, 3:09
CIN	3	3:29	Bullock 40 yd. Field Goal	8-37, 3:25
JAX	4	14:33	Rosas 50 yd. Field Goal	9-43, 3:56
CIN	4	9:20	Bullock 46 yd. Field Goal	10-47, 5:13
JAX	4	6:14	Chark 2 yd. pass from Minshew (pass failed)	8-75, 3:06
CIN	4	1:46	Bullock 30 yd. Field Goal	10-66, 4:28
JAX	4	0:08	Rosas 30 yd. Field Goal	6-63, 1:38

Team Statistics

	Jaguars	Bengals
First Downs (Run-Pass-Pen)	25 (4-16-5)	28 (12-15-1)
Total Yards-Plays-Avg.	429-63-6.8	505-71-7.1
Rushing Yards-Attempts-Avg.	89-20-4.5	205-34-6.0
Net Yards Passing (Sacked-Yds)	340 (3-11)	300 (0-1)
Att-Comp-Int	40-27-1	36-25-1
Third Down Conversions (%)	2-10 (20%)	4-11 (36%)
Fourth Down Conversions (%)	1-1 (100%)	1-1 (100%)
Punts-Avg.	2-44.0	1-40.0
Fumbles-Lost	0-0	0-0
Penalties-Yards	6-49	7-73
Time of Possession	26:49	33:11

Individual Statistics

Bengals Rushing: Mixon 25-151 (2 TDs), Bernard 2-19, Higgins 1-13, Burrow 4-11, Erickson 1-7, Boyd 1-4
Jaguars Rushing: Robinson 17-75, Minshew 2-9, Shenault 1-5

Bengals Passing: Burrow 25-36-300 (TD, INT)
Jaguars Passing: Minshew 27-40-351 (2 TDs, INT)

Bengals Receiving: Boyd 7-90, Mixon 6-30, Higgins 4-77, Sample 3-47, Carter 1-24, Tate 1-15, Erickson 1-9, Thomas 1-5, Green 1-3
Jaguars Receiving: Chark 8-95, Shenault 5-86, Cole 4-46, Robinson 4-32, Conley 3-44, Eifert 2-22, O'Shaughnessy 1-26

Sacks: Bengals 3 (Brown 1.0, Evans, 1.0, Davis-Gaither 0.5, Lawson 0.5)
Sacks: Jaguars 1 (Allen)

Interceptions: Bengals 1 (Evans)
Interceptions: Jaguars 1 (Jack)

Paid Attendance: 6,243 **Time:** 3:10 **Temperature:** 64 degree



2020 GAME SUMMARIES



WEEK 5 AT HOUSTON

Oct. 11, 2020 at NRG Stadium

	1	2	3	4	OT	Final
JACKSONVILLE JAGUARS (1-4)	0	7	0	7	-	14
HOUSTON TEXANS (1-4)	0	10	3	17	-	30

QB **Deshaun Watson** threw for 359 yards and three TDs, including two following Jaguars fumbles, in leading Houston to a 30-14 win, their first of the season. As they did a week earlier, the Jaguars took an early lead but were unable to sustain it as the Texans scored 20 second-half points. After a scoreless first quarter, Houston sandwiched a 36-yard field goal and a 44-yard touchdown pass from Watson to TE **Darren Fells** around the Jaguars' first scoring drive, a 12-play, 75-yard series capped by QB **Gardner Minshew II**'s 13-yard touchdown pass to WR **Keelan Cole Sr.**, giving the Texans a 10-7 lead. The Jaguars then put together another 12-play drive to reach the Houston 3-yard line with 43 seconds left in the half, but K **Stephen Hauschka**'s 24-yard field goal try missed left. Another opportunity came on the next play when Watson's deep pass was intercepted by CB **Sidney Jones IV** at the Houston 36. The Jaguars advanced to Houston's 21 before an offensive holding penalty backed them up, and Hauschka then missed short on a 49-yard field goal attempt as the half ended. A 33-yard Texans field goal to open the third quarter made it 13-7 Houston, but on the Texans' next possession, Watson's pass was picked off by S **Jarrod Wilson** and returned 48 yards to the Houston 27. Jacksonville failed to capitalize on 4th-and-1 at the 8-yard line as RB **James Robinson** took the direct snap and fumbled, with DE **J.J. Watt** recovering to thwart the scoring threat. The Texans' ensuing drive covered 90 yards in 8 plays and Watson finished it with a 19-yard touchdown strike to WR **Will Fuller** for a 20-7 lead on the second play of the final quarter. The Jaguars were not done as Minshew then capped a 10-play, 75-yard drive with a touchdown pass to WR **Collin Johnson** to get within 6 at 20-14. K **Ka'imi Fairbairn**'s 46-yard field goal on the ensuing possession made it a 9-point game at 23-14, and after Minshew was sacked and fumbled six plays later Watson tossed his third touchdown pass, this time to WR **Brandin Cooks** from 28 yards out to close the scoring, although Minshew directed a 12-play drive that ended on a failed 4th down with 1:38 remaining. Minshew completed 31 of 49 passes for 301 yards and two TDs.

Team	Q	Time	Scoring Play	Drive Info
HOU	2	14:07	Fairbairn 36 yd. Field Goal	17-73, 7:35
JAX	2	6:33	Cole 13 yd. pass from Minshew (Hauschka kick)	12-75, 7:34
HOU	2	4:32	Fells 44 yd. pass from Watson (Fairbairn kick)	4-75, 2:01
HOU	3	11:35	Fairbairn 33 yd. Field Goal	9-60, 3:25
HOU	4	14:16	Fuller 19 yd. pass from Watson (Fairbairn kick)	8-50, 4:00
JAX	4	10:18	Johnson 4 yd. pass from Minshew (Hauschka kick)	10-75, 3:58
HOU	4	7:29	Fairbairn 46 yd. Field Goal	6-47, 2:49
HOU	4	4:39	Cooks 28 yd. pass from Watson (Fairbairn kick)	4-34, 1:35

Team Statistics

	Jaguars	Texans
First Downs (Run-Pass-Pen)	22 (5-16-1)	24 (7-16-1)
Total Yards-Plays-Avg.	364-73-5.0	486-58-8.4
Rushing Yards-Attempts-Avg.	75-20-3.8	129-22-5.9
Net Yards Passing (Sacked-Yds)	289 (4-12)	357 (1-2)
Att-Comp-Int	49-31-0	35-25-2
Third Down Conversions (%)	8-16 (50%)	5-10 (50%)
Fourth Down Conversions (%)	1-3 (33%)	1-1 (100%)
Punts-Avg.	3-47.7	1-33.0
Fumbles-Lost	2-2	1-0
Penalties-Yards	4-35	5-25
Time of Possession	31:59	28:01

Individual Statistics

Texans Rushing: Da. Johnson 17-96, Watson 2-25, Johnson 3-8
Jaguars Rushing: Robinson 13-48, Minshew 4-18, Thompson 2-7, Cole 1-2

Texans Passing: Watson 25-35-359 (3 TDs, 2 INTs)
Jaguars Passing: Minshew 31-49-301 (2 TDs)

Texans Receiving: Cooks 8-161 (TD), Cobb 6-47, Fuller 4-58 (TD), Fells 2-57 (TD), Da. Johnson 2-7, Stills 1-14, Johnson 1-11, Brown 1-4
Jaguars Receiving: Shenault 7-79, Robinson 5-22, Thompson 3-35, Johnson 3-30 (TD), O'Shaughnessy 3-20, Eifert 3-16, Chark 3-16, Conley 2-58, Cole 2-25 (TD)

Sacks: Texans 4.0 (Cunningham 1.0, Martin 1.0, Mercilus 1.0, Team 1.0)
Sacks: Jaguars 1.0 (Smoot)

Interceptions: Jaguars 2 (Jones, Wilson)
Interceptions: Texans 0

WEEK 6 VS. DETROIT

Oct. 18, 2020 at TIAA Bank Field

	1	2	3	4	OT	Final
DETROIT LIONS (2-4)	7	10	7	10	-	34
JACKSONVILLE JAGUARS (1-5)	3	0	7	6	-	16

Suffering their fifth consecutive loss, the Jaguars fell behind early, lost two first-half turnovers, and were never able to muster a comeback in falling at home to the Detroit Lions, 34-16. Detroit gained 403 yards on offense including 180 rushing yards led by RB **D'Andre Swift**'s 116 yards on 14 carries with two TDs, while the Jaguars were held to 44 yards rushing. Detroit scored touchdowns on its first two drives, with RB **Adrian Peterson** opening the scoring with a 1-yard run and Swift then scoring on another 1-yarder. In between, Jacksonville got a 31-yard field goal out of K **Jon Brown**, the team's fifth kicker in six games who had never kicked in a regular season NFL game. But Brown and K **Matt Prater** each missed a field goal try on the ensuing possessions before Prater was true on a 31-yarder just before halftime for a 17-3 lead. In the third quarter QB **Matthew Stafford** connected with TE **T.J. Hockenson** on a 1-yard scoring pass, and QB **Gardner Minshew II** followed that with a 6-yard TD run to make it a two-score game at 24-10 late in the third quarter. In the fourth, Swift's 6-yard TD run and a 41-yard Prater field goal extended the Lions' lead to 34-10 before Minshew closed the scoring with a 14-yard scoring pass to RB **James Robinson**. Each team had five red zone drives and the Lions scored four TDs and a field goal while the Jaguars managed two TDs, a field goal, a missed field goal and a failed fourth down.

Team	Q	Time	Scoring Play	Drive Info
DET	1	7:37	Peterson 1 yd. run (Prater kick)	10-50, 5:09
JAX	1	1:51	Brown 31 yd. Field Goal	11-62, 5:46
DET	2	13:41	Swift 1 yd. run (Prater kick)	6-75, 3:10
DET	2	1:53	Prater 31 yd. Field Goal	11-65, 6:09
DET	3	7:44	Hockenson 1 yd. pass from Stafford (Prater kick)	9-86, 3:56
JAX	3	3:31	Minshew 6 yd. run (Brown kick)	8-74, 4:13
DET	4	13:32	Swift 6 yd. run (Prater kick)	9-75, 4:59
DET	4	8:11	Prater 41 yd. Field Goal	8-41, 4:14
JAX	4	5:18	J. Robinson 14 yd. pass from Minshew	9-80, 2:53

Team Statistics

	Lions	Jaguars
First Downs (Run-Pass-Pen)	25 (12-9-4)	16 (3-11-2)
Total Yards-Plays-Avg.	403-70-5.8	275-61-4.5
Rushing Yards-Attempts-Avg.	180-39-4.6	44-16-2.8
Net Yards Passing (Sacked-Yds)	223 (0-0)	231 (1-12)
Att-Comp-Int	31-19-1	44-25-1
Third Down Conversions (%)	3-12 (25%)	7-13 (54%)
Fourth Down Conversions (%)	2-2 (100%)	0-2 (0%)
Punts-Avg.	2-45.0	2-38.0
Fumbles-Lost	0-0	2-1
Penalties-Yards	7-60	5-56
Time of Possession	35:57	24:03

Individual Statistics

Jaguars Rushing: J. Robinson 12-29, Minshew 3-14 (TD), Shenault 1-1
Lions Rushing: Swift 14-116 (2 TDs), Peterson 15-40 (TD), Stafford 5-14, Johnson 4-9, Hall 1-1

Jaguars Passing: Minshew 25-44-243 (TD, INT)
Lions Passing: Stafford 19-31-223 (TD, INT)

Jaguars Receiving: Chark 7-45, Cole 6-143, J. Robinson 4-24 (TD), Thompson 3-15, Shenault 3-10, Conley 1-6,
Lions Receiving: Golladay 4-105, Swift 3-7, Amendola 2-31, Hockenson 2-17 (TD), Agnew 2-17, Jones 2-8, Peterson 1-18, Johnson 1-11, Hall 1-6, James 1-3

Sacks: Jaguars 0.0
Sacks: Lions 1.0 (Flowers)

Interceptions: Jaguars 1 (Schobert)
Interceptions: Lions 1 (Harmon)

Paid Attendance: 14,513 **Time:** 3:00 **Temperature:** 78 degrees



GAME SUMMARIES



WEEK 7 AT LOS ANGELES CHARGERS

Oct. 25, 2020 at SoFi Stadium

	1	2	3	4	OT	Final
JACKSONVILLE JAGUARS (1-6)	0	14	15	0	-	29
LOS ANGELES CHARGERS (2-4)	9	7	20	3	-	39

In their first-ever game in Los Angeles, the Jaguars overcame a 16-0 deficit to take leads of 21-16 and 29-22 in the second half before falling, 39-29. They got off to a slow start with three-and-outs on their first four possessions as Los Angeles built a 16-0 lead. But two second-quarter touchdowns by RB **James Robinson** on a 4-yard run and a 9-yard reception made it a 2-point game at the half, 16-14. On the Chargers' opening drive of the second half, S **Daniel Thomas** blocked a punt and returned it 16 yards for a touchdown and a 21-16 Jaguars lead. Los Angeles responded with a 26-yard QB **Justin Herbert** scoring pass to go back on top, 22-21, and Jacksonville answered on the next drive with a 28-yard strike from QB **Gardner Minshew II** to WR **Chris Conley**, and the 2-point try made it 29-22. Once again, however, the Chargers found the end zone, this time on a 70-yard Herbert TD pass to WR **Jalen Guyton** to knot the score at 29-29. On the ensuing kickoff, WR **Dede Westbrook** fumbled the return, with Los Angeles gaining possession at the Jacksonville 19, and four plays later, Herbert ran it in from 5 yards out for a 36-29 lead as the third quarter ended. A 35-yard Chargers field goal was the only scoring in the final period. Robinson accounted for two Jaguars scores as well as 137 yards from scrimmage, with 119 rushing and 18 receiving. Herbert was the Chargers' leading rusher with 66 rushing yards in addition to 347 passing yards and three touchdowns, and WR **Keenan Allen** made 10 receptions for 125 yards as Los Angeles gained 484 yards on offense.

Team	Q	Time	Scoring Play	Drive Info
LAC	1	10:15	Badgley 35 yd. Field Goal	9-77, 3:48
LAC	1	0:05	J. Reed 7 yd. run (kick failed)	11-71, 5:39
LAC	2	10:34	Parham 22 yd. pass from Herbert (Badgley kick)	6-62, 2:59
JAX	2	7:46	Robinson 4 yd. run (Robinson run)	6-78, 2:48
JAX	2	0:11	Robinson 9 yd. pass from Minshew (pass failed)	11-67, 3:41
JAX	3	13:21	Thomas 16 yd. return of blocked punt (Lambo kick)	
LAC	3	5:25	Green 26 yd. pass from Herbert (run failed)	6-47, 2:56
JAX	3	2:54	Conley 28 yd. pass from Minshew (Minshew - Ellefson pass)	6-74, 2:31
LAC	3	1:56	Guyton 70 yd. pass from Herbert (Badgley kick)	2-80, 0:58
LAC	3	0:05	Herbert 5 yd. run (Badgley kick)	4-19, 1:42
LAC	4	6:26	Badgley 35 yd. Field Goal	11-73, 4:36

Team Statistics

	Jaguars	Chargers
First Downs (Run-Pass-Pen)	15 (6-7-2)	29 (9-16-4)
Total Yards-Plays-Avg.	294-59-5.0	484-77-6.3
Rushing Yards-Attempts-Avg.	140-27-5.2	135-32-4.2
Net Yards Passing (Sacked-Yds)	154 (5-19)	349 (1-2)
Att-Comp-Int	27-14-0	44-28-0
Third Down Conversions (%)	6-15 (40%)	6-14 (43%)
Fourth Down Conversions (%)	1-4 (25%)	0-0
Punts-Avg.	5-45.4	4-34.5
Fumbles-Lost	1-1	0-0
Penalties-Yards	6-55	3-35
Time of Possession	25:29	34:31

Individual Statistics

Chargers Rushing: Herbert 9-66 (TD), Kelley 12-29, Reed 2-14 (TD), Jackson 5-12, Johnson 2-10, Pope 1-6, Stick 1-2

Jaguars Rushing: Robinson 22-119 (TD), Minshew 4-21, Shenault 1-0

Chargers Passing: Herbert 27-43-347 (3 TDs)

Jaguars Passing: Minshew 14-27-173 (2 TDs)

Chargers Receiving: Allen 10-125, Jackson 5-43, Kelley 5-24, Henry 3-23, Guyton 2-84 (TD), Green 1-26 (TD), Parham 1-22 (TD), Williams 1-4

Jaguars Receiving: Robinson 4-18 (TD), Shenault 3-44, O'Shaughnessy 3-32, Conley 1-28 (TD), Chark 1-26, Johnson 1-13, Cole 1-12

Sacks: Chargers 5.0 (Nwosu 1.5, King 1.0, Square 1.0, Bosa 0.5, Rochel 0.5, White, 0.5)

Sacks: Jaguars 1.0 (Smoot 0.5, Bryan 0.5)

Interceptions: Chargers 0

Interceptions: Jaguars 0

Paid Attendance: 0

Time: 3:09

Temperature: 68 degrees

WEEK 9 VS. HOUSTON TEXANS

Nov. 8, 2020 at TIAA Bank Field

	1	2	3	4	OT	Final
HOUSTON TEXANS (2-6)	10	10	7	0	-	27
JACKSONVILLE JAGUARS (1-7)	7	9	3	6	-	25

Scoring their first opening-possession touchdown of the season on the games' third play, the Jaguars staked an early 7-0 lead, but Houston answered two plays later with a 57-yard scoring pass. From there the Texans took the lead while the Jaguars battled back, closing to within 2 points in the final minutes before narrowly losing, 27-25, after a failed two-point conversion attempt that would have tied the game with 1:30 left. Rookie QB **Jake Luton** made his first NFL start in his first game action, and he completed 26 of 38 passes for 304 yards with a passing touchdown and a rushing touchdown, while **DJ Chark Jr.** made seven receptions for 146 yards and a TD. Luton connected with Chark on a 73-yard touchdown pass on the third play of the game before QB **Deshaun Watson** hit WR **Brandin Cooks** with a 57-yard scoring pass on the Texans' second play. Field goals of 54 and 30 yards extended the Houston lead to 13-7 in the second quarter before Luton directed a 12-play, 75-yard drive resulting in a 1-yard touchdown run by rookie RB **James Robinson**, who had eight carries on that drive and finished the day with 99 rushing yards. A missed extra point kick for the lead left the score tied at 13-13 with 5:42 remaining in the first half, but two more scores before halftime – a RB **David Johnson** 1-yard touchdown run to cap a 98-yard drive and a 59-yard K **Josh Lambo** field goal on the final play of the half – made it 20-16 in favor of Houston. In the third quarter, the Texans extended their lead to 27-16 on Watson's 77-yard touchdown pass to WR **Will Fuller**, which was set up by a Luton interception at the Houston 19, but the Jaguars responded with a 30-yard field goal to narrow the margin to eight at 27-19. After several punts by both teams in the fourth quarter, the Jaguars took possession with 2:57 remaining and no timeouts, and put together a seven-play, 80-yard drive which Luton capped with a 13-yard scramble to make it 27-25 with 1:30 left. But his 2-point conversion pass to Chark fell incomplete and Houston recovered the ensuing onside kick. The Jaguars started rookies at quarterback (Luton), running back (Robinson) and wide receiver (**Laviska Shenault Jr.**) and managed to gain 412 yards. Lambo's 59-yard field goal tied the franchise record set by K **Josh Scobee** in 2010.

Team	Q	Time	Scoring Play	Drive Info
JAX	1	14:08	Chark 73 yd. pass from Luton (Lambo kick)	3-75, 0:52
HOU	1	13:33	Cooks 57 yd. pass from Watson (Fairbairn kick)	2-75, 0:35
HOU	1	9:48	Fairbairn 54. Field Goal	6-45, 2:45
HOU	2	12:27	Fairbairn 30 yd. Field Goal	14-59, 6:01
JAX	2	5:42	Robinson 1 yd. run (kick failed)	12-75, 6:45
HOU	2	0:27	D. Johnson 1 yd. run (Fairbairn kick)	6-98, 1:44
JAX	2	0:00	Lambo 59 yd. Field Goal	3-18, 0:27
HOU	3	6:05	Fuller 77 yd. pass from Watson (Fairbairn kick)	3-81, 1:21
JAX	3	1:11	Lambo 30 yd. Field Goal	9-63, 4:54
JAX	4	1:30	Luton 13 yd. run (pass failed)	7-80, 1:27

Team Statistics

	Texans	Jaguars
First Downs (Run-Pass-Pen)	19 (7-10-2)	22 (8-13-1)
Total Yards-Plays-Avg.	374-62-6.0	412-67-6.1
Rushing Yards-Attempts-Avg.	107-28-3.8	115-27-4.3
Net Yards Passing (Sacked-Yds)	267 (2-14)	297 (2-7)
Att-Comp-Int	32-19-0	38-26-1
Third Down Conversions (%)	6-15 (40%)	6-14 (43%)
Fourth Down Conversions (%)	0-0	0-1 (0%)
Punts-Avg.	5-44.6	5-46.8
Fumbles-Lost	2-1	1-0
Penalties-Yards	3-18	4-78
Time of Possession	27:53	32:07

Individual Statistics

Jaguars Rushing: J. Robinson 25-99 (TD), Luton 1-13 (TD), Thompson 1-3

Texans Rushing: Watson 10-50, D. Johnson 16-41 (TD), Da. Johnson 2-16

Jaguars Passing: Luton 26-38-304 (TD, INT)

Texans Passing: Watson 19-32-281 (2 TD)

Jaguars Receiving: Chark 7-146 (TD), Conley 7-52, Eifert 4-48, Thompson 4-35, Johnson 1-9, O'Shaughnessy 1-9, Cole 1-6, Shenault 1-1

Texans Receiving: Fuller 5-100, D. Johnson 4-32, Cooks 3-83, Cobb 3-21, Fells 2-26, Akins 2-19

Sacks: Jaguars 2.0 (Herndon 1.0, Allen 0.5, Schobert 0.5)

Sacks: Texans 2.0 (Cunningham 1.0, Watt 1.0)

Interceptions: Jaguars 0

Interceptions: Texans 1 (Hargreaves)

Paid Attendance: 15,668

Time: 3:11

Temperature: 79 degrees



GAME SUMMARIES



WEEK 10 VS. GREEN BAY

Nov. 15, 2020 at Lambeau Field

	1	2	3	4	OT	Final
JACKSONVILLE JAGUARS (1-8)	3	7	7	3	-	20
GREEN BAY PACKERS (7-2)	0	17	0	7	-	24

On a chilly and windy day in Green Bay, the Packers and the Jaguars battled to a 17-17 tie as the fourth quarter began, and Jacksonville took a 20-17 lead 2:20 later, but the Packers answered on the next series with a 75-yard drive culminating in QB **Aaron Rodgers'** 6-yard touchdown pass to WR **Davante Adams** for a 24-20 final lead. There was still 9:03 remaining, but the Jaguars stalled at midfield and were forced to punt before taking their final possession with 2:25 left, and QB **Jake Luton** was sacked on back-to-back plays. K **Chase McLaughlin**, the sixth kicker to appear for the Jaguars through nine games, kicked field goals of 52 and 31 yards, both times giving the Jaguars a three-point lead. His 52-yarder capped the Jaguars' opening drive, and their lead stood until the first play of the second quarter when Rodgers connected with WR **Marquez Valdes-Scantling** on a 78-yard catch-and-run touchdown. WR **Keelan Cole Sr.** turned in another highlight on the next Packers series when he fielded a punt at the Jacksonville 9 and raced 91 yards for a touchdown and a 10-7 lead. Green Bay took the lead back on its next possession, marching 81 yards in 13 plays with Rodgers running it in himself for a 5-yard touchdown and a 14-10 lead, which was extended to 17-10 on K **Mason Crosby's** 39-yard field goal on the final play of the first half. In the third quarter a **Myles Jack** fumble return to the Packers' 16 set up Cole's second touchdown of the day, this time on a 12-yard pass from Luton which knotted the score at 17-17. **Sidney Jones IV's** INT of Rodgers near the end of the third quarter set up McLaughlin's 31-yard field goal for a 20-17 Jaguars lead early in the fourth. But Rodgers' touchdown pass to Adams seven plays later gave Green Bay its final 24-20 lead and the win. RB **James Robinson** rushed for 109 yards on 23 carries, while Cole's 91-yard punt return marked a franchise record. There were five lead changes over the course of the game.

Team	Q	Time	Scoring Play	Drive Info
JAX	1	10:36	McLaughlin 52 yd. Field Goal	7-29, 2:46
G.B.	2	14:47	Valdes-Scantling 78 yd. pass from Rodgers (Crosby kick)	4-91, 2:00
JAX	2	10:06	Cole 91 yd. punt return (McLaughlin kick)	
G.B.	2	2:15	Rodgers 5 yd. run (Crosby kick)	13-81, 7:51
G.B.	2	0:02	Crosby 39 yd. Field Goal	6-5, 1:26
JAX	3	10:30	Cole 12 yd. pass from Luton (McLaughlin kick)	3-16, 1:26
JAX	4	12:40	McLaughlin 31 yd. Field Goal	7-43, 3:36
G.B.	4	9:03	Adams 6 yd. pass from Rodgers (Crosby kick)	7-75, 3:37

Team Statistics

	Jaguars	Packers
First Downs (Run-Pass-Pen)	16 (5-10-1)	16 (3-11-2)
Total Yards-Plays-Avg.	260-61-4.3	395-60-6.6
Rushing Yards-Attempts-Avg.	109-23-4.7	80-25-3.2
Net Yards Passing (Sacked-Yds)	151 (3-18)	315 (1-10)
Att-Comp-Int	35-18-1	34-24-1
Third Down Conversions (%)	4-13 (31%)	5-13 (38%)
Fourth Down Conversions (%)	0-1 (0%)	0-1 (0%)
Punts-Avg.	6-45.8	5-43.0
Fumbles-Lost	0-0	2-1
Penalties-Yards	7-86	4-35
Time of Possession	28:19	31:41

Individual Statistics

Packers Rushing: Jones 13-46, Williams 8-30, Rodgers 3-4, Ervin 1-0
Jaguars Rushing: J. Robinson 23-109

Packers Passing: Rodgers 24-34-325 (2 TD, 1 INT)
Jaguars Passing: Luton 18-35-169 (TD, INT)

Packers Receiving: Adams 8-66, Jones 5-49, Valdes-Scantling 4-149, Tonyan 3-33, Williams 3-25, Ervin 1-3
Jaguars Receiving: Cole 5-47 (TD), Chark 4-56, Conley 4-43, Eifert 2-15, Robinson 2-3, Ogunbowale 1-5

Sacks: Packers 3 (Gary 1.0, P. Smith 1.0, Z. Smith 1.0)
Sacks: Jaguars 1 (Hamilton 1.0)

Interceptions: Packers 1 (Amos)
Interceptions: Jaguars 1 (Jones)

Paid Attendance: 0 **Time:** 3:15 **Temperature:** 38 degrees

WEEK 11 VS. PITTSBURGH

Nov. 22, 2020 at TIAA Bank Field

	1	2	3	4	OT	Final
PITTSBURGH STEELERS (10-0)	0	17	0	10	-	27
JACKSONVILLE JAGUARS (1-9)	3	0	0	0	-	3

After opening the game with a nine-play drive that gave them an early 3-0 lead, the Jaguars struggled to maintain momentum and committed four turnovers in a 27-3 loss to the Pittsburgh Steelers. K **Chase McLaughlin's** 41-yard field goal was followed by six punts, four INTs and a failed fourth down on Jacksonville's final 11 possessions, though RB **James Robinson** turned in 94 total yards including 73 on the ground. QB **Jake Luton** was intercepted on consecutive drives in each half, with S **Minkah Fitzpatrick** and Terrell **Edmunds** each getting two which set up 14 Pittsburgh points. Right after a 31-yard TD catch by WR **Chase Claypool** made it 10-3, the game changed in the middle of the second quarter when Jacksonville marched 64 yards to the Pittsburgh 11-yard line. Set up to make it a 10-10 game, the Jaguars were thwarted when Luton's second-down pass was batted in the air and picked off by Fitzpatrick at the 2-yard line. The Steelers seized the opportunity and RB **Matt Snell's** 1-yard TD run capped the ensuing drive and extended the lead to 17-3. Following a scoreless third quarter, the Steelers added a 47-yard field goal and a 20-yard QB **Ben Roethlisberger**-to-TE **Eric Ebron** TD pass in the fourth. The Steelers ran 73 plays to the Jaguars' 56 and had a possession time advantage of 36:29 to 23:31 as the Jaguars finished with just 206 yards of offense. WR **Diontae Johnson** caught 12 of Roethlisberger's passes for 111 yards, while Roethlisberger was not sacked all afternoon.

Team	Q	Time	Scoring Play	Drive Info
JAX	1	10:57	C. McLaughlin 41 yd. Field Goal	9-52, 4:03
PIT	2	10:45	C. Boswell 44 yd. Field Goal	9-50, 4:15
PIT	2	7:00	C. Claypool 31 yd. pass from B. Roethlisberger (C. Boswell kick)	6-71, 2:49
PIT	2	0:44	B. Snell 1 yd. run (C. Boswell kick)	7-61, 2:13
PIT	4	10:21	C. Boswell 47 yd. Field Goal	9-45, 3:50
PIT	4	6:40	E. Ebron 20 yd. pass from B. Roethlisberger (C. Boswell kick)	4-50, 1:52

Team Statistics

	Steelers	Jaguars
First Downs (Run-Pass-Pen)	23 (7-12-4)	14 (4-8-2)
Total Yards-Plays-Avg.	373-73-5.1	206-56-3.7
Rushing Yards-Attempts-Avg.	106-27-3.9	73-17-4.3
Net Yards Passing (Sacked-Yds)	267 (0-0)	133 (2-18)
Att-Comp-Int	46-32-1	37-16-0
Third Down Conversions (%)	7-17 (41%)	4-13 (31%)
Fourth Down Conversions (%)	1-1 (100%)	0-1 (0%)
Punts-Avg.	5-43.2	6-54.0
Fumbles-Lost	0-0	1-0
Penalties-Yards	6-42	8-105
Time of Possession	36:29	23:31

Individual Statistics

Jaguars Rushing: J. Robinson 17-73
Steelers Rushing: J. Connor 13-89, B. Snell 7-15 (1 TD), A. McFarland 3-3, R. McCloud 1-3, M. Rudolph 3-4

Jaguars Passing: J. Luton 16-37-151 (4 INT)
Steelers Passing: B. Roethlisberger 32-46-267 (2 TD, 1 INT)

Jaguars Receiving: D. Chark Jr. 4-41, T. Eifert 2-32, K. Cole Sr. 2-26, J. Robinson 2-21, C. Conley 1-13, B. Ellefson 1-10, D. Ozigbo 3-5, E. Saubert 1-3
Steelers Receiving: D. Johnson 12-111, C. Claypool 4-59 (1 TD), E. Ebron 4-36 (1 TD), R. McCloud 4-20, J. Smith-Schuster 4-19, J. Washington 1-12, J. Connor 3-10

Sacks: Jaguars 0
Sacks: Steelers 2.0 (B. Dupree 1.0, S. Tuitt 1.0)

Interceptions: Jaguars 1 (D. Thomas)
Interceptions: Steelers 4 (M. Fitzpatrick (2), Te. Edwards (2))

Paid Attendance: 17,244 **Time:** 3:04 **Temperature:** 72 degrees



GAME SUMMARIES



WEEK 12 VS. CLEVELAND

Nov. 29, 2020 at TIAA Bank Field

	1	2	3	4	OT	Final
CLEVELAND BROWNS (8-3)	7	10	3	7	-	27
JACKSONVILLE JAGUARS (1-10)	3	10	6	6	-	25

In a close game that featured five lead changes, the Jaguars battled back to within two points with 2:14 remaining in the fourth quarter, but their two-point try attempt failed and the Jaguars suffered their 10th straight loss, 27-25 to Cleveland. Jacksonville scored first on a 54-yard K **Aldrick Rosas** field goal, but Cleveland answered with a QB **Baker Mayfield** five-yard touchdown pass for a 7-3 lead. An exchange of 24-yard field goals made it 10-6 before QB **Mike Glennon** connected with WR **Collin Johnson** on a 46-yard touchdown pass in the second quarter to give the Jaguars a 13-10 lead with 4:14 left in the half, but once again the Browns responded, taking a 17-13 lead on Mayfield's second scoring pass of the day, a nine-yarder to TE **Austin Hooper** with 1:10 remaining. Rosas attempted another 54-yard field goal on the final play of the half, but the kick was wide right. LB **Joe Schobert**, playing against his former team for the first time, set up a Jacksonville touchdown when he forced a fumble on the first play of the second half. Glennon, making his first start as a Jaguar, got the lead back for Jacksonville at 19-17 with his ensuing touchdown pass to TE **Tyler Eifert**, but on the next Cleveland drive the Browns regained the lead at 20-19 on a 45-yard field goal. That score stood until the third play of the final quarter, when RB **Nick Chubb** scored on a one-yard run to make it an eight-point lead at 27-19. Cleveland's next possession reached the Jacksonville 22, but on fourth-and-one the Jaguars defense got a stop to give the ball back to the offense, and the unit drove to the Cleveland 24. On fourth-and-10 Glennon was sacked, but a targeting penalty extended the drive and RB **James Robinson** capped it with a four-yard scoring run to narrow the lead to 27-25, but Glennon's two-point pass was incomplete and Cleveland ran out the clock. The Jaguars' final possession was an 11-play, 78-yard drive. Making his first NFL start since 2017, and becoming the third quarterback to start for the Jaguars in 2020, Glennon completed 20 of 35 passes for 235 yards with two touchdowns, highlighted by the 46-yard scoring pass to Johnson who finished with 96 receiving yards. James Robinson turned in a season-best 159 scrimmage yards with 128 rushing and 31 receiving, while the Browns' Nick Chubb gained 144 yards on the ground and 32 receiving yards on three receptions.

Team	Q	Time	Scoring Play	Drive Info
JAX	1	6:35	A.Rosas 54 yd. Field Goal	6-14, 3:11
CLE	1	3:40	J.Landry 5 yd. pass from B.Mayfield (C.Parkey kick)	5-55, 2:55
JAX	2	13:37	A.Rosas 24 yd. Field Goal	11-69, 5:03
CLE	2	7:03	C.Parkey 24 yd. Field Goal	14-69, 6:34
JAX	2	4:14	C.Johnson 46 yd. pass from M.Glennon (A.Rosas kick)	5-77, 2:49
CLE	2	1:10	A.Hooper 9 yd. pass from B.Mayfield (C.Parkey kick)	8-84, 3:04
JAX	3	11:41	T.Eifert 2 yd. pass from M.Glennon (pass failed)	6-30, 3:07
CLE	3	6:45	C.Parkey 45 yd. Field Goal	10-38, 4:56
CLE	4	14:13	N.Chubb 1 yd. run (C.Parkey kick)	8-90, 3:57

Team Statistics

	Browns	Jaguars
First Downs (Run-Pass-Pen)	25 (10-15-0)	22 (8-12-2)
Total Yards-Plays-Avg.	459-64-7.2	375-60-6.3
Rushing Yards-Attempts-Avg.	207-33-6.3	140-25-5.6
Net Yards Passing (Sacked-Yds)	252 (2-6)	235 (0-0)
Att-Comp-Int	29-19-0	35-20-0
Third Down Conversions (%)	5-11 (45%)	5-13 (38%)
Fourth Down Conversions (%)	1-2 (50%)	1-1 (100%)
Punts-Avg.	1-47.0	3-45.7
Fumbles-Lost	1-1	0-0
Penalties-Yards	6-47	5-24
Time of Possession	32:41	27:19

Individual Statistics

Browns Rushing: N. Chubb 19-14 (1 TD), K. Hunt 10-62, B. Mayfield 4-1
Jaguars Rushing: J. Robinson 22-128 (1 TD), M. Glennon 2-6, L. Shenault Jr. 1-6

Browns Passing: B. Mayfield 19-29-258 (2 TD)
Jaguars Passing: M. Glennon 20-35-235 (2 TD)

Browns Receiving: J. Landry 8-143 (1 TD), N. Chubb 3-32, K. Hodge 3-31, R. Higgins 1-15, A. Hooper 2-13 (1 TD), H. Bryant 1-13, S. Carlson 1-11
Jaguars Receiving: C. Johnson 4-96 (1 TD), K. Cole Sr. 3-44, J. Robinson 5-31, L. Shenault Jr. 3-31, J. O'Shaughnessy 2-17, T. Eifert 3-16 (1 TD)

Sacks: Browns 0
Sacks: Jaguars 2 (D. Smoot, A. Lynch)

Interceptions: Browns 0
Interceptions: Jaguars 0

Paid Attendance: 15,926 **Time:** 3:12 **Temperature:** 70 degrees

WEEK 13 AT MINNESOTA

Dec. 6, 2020 at U.S. Bank Stadium

	1	2	3	4	OT	Final
JACKSONVILLE JAGUARS (1-11)	9	0	7	8	0	24
MINNESOTA VIKINGS (6-6)	0	6	13	5	3	27

The Jaguars scored on their first two possessions for the first time all season and held a lead through the first half, but Minnesota took advantage of three Jacksonville turnovers after halftime including an overtime interception that set up the game-winning field goal in a 27-24 decision. Making his second straight start at quarterback, QB **Mike Glennon** got a fortunate ricochet when WR **Laviska Shenault** caught a pass that a Vikings defender deflected for the game's first score. K **Chase McLaughlin's** extra point kick missed and the Jaguars led 6-0 until their second drive, which ended at the Minnesota four-yard line with McLaughlin's 22-yard field goal. The Vikings marched 78 yards in 10 plays for the first point and QB **Kirk Cousins** passed to WR **Adam Thielen** for a three-yard touchdown pass before a missed extra point, leaving a 9-6 score which stood at halftime. On the first play of the second half LB **Joe Schobert** intercepted Cousins and returned the INT 43 yards for a touchdown. Cousins made up for it on the next two series when he threw 12 yards to RB **C.J. Ham** for a touchdown to cut the Jacksonville lead to 16-13, followed by a 20-yard pass to WR **Justin Jefferson** for the Vikings' first lead of the day with 3:27 left in the third quarter. K **Dan Bailey** missed the extra point for the second time, leaving a three-point margin at 19-16. On the first play of the fourth quarter at the Jacksonville one-yard line Cousins couldn't handle an errant snap and LB **Myles Jack** recovered, but three plays later Glennon was sacked in the end zone for a safety, giving Minnesota a 21-16 lead. A WR **Chris Conley** fumble set up Bailey's 48-yard field goal that extended the Vikings lead to 24-16 with 3:50 left in regulation, but the Jaguars responded on their ensuing possession, driving 75 yards in 10 plays with RB **James Robinson** scoring from the one, and Glennon's two-point pass to WR **Collin Johnson** tied the score at 24-24 with 1:08 left. The Vikings advanced to the edge of field goal range, but Bailey's 51-yard field goal try missed left. The Jaguars had time for three plays and reached the Minnesota 44, from where McLaughlin's 61-yard try missed to send the game into overtime. Minnesota got possession first and went three-and-out, but the game turned three plays later when Glennon was intercepted by S **Harrison Smith** at midfield. The Vikings meticulously moved to the Jacksonville one, and Bailey kicked the 22-yard game-winner 8:11 into the overtime period.

Team	Q	Time	Scoring Play	Drive Info
JAX	1	12:33	L.Shenault Jr. 28 yd. pass from M.Glennon (kick failed, wr)	5-75, 2:27
JAX	1	6:04	C.McLaughlin 22 yd. Field Goal	10-66, 5:07
MIN	2	2:50	A.Thielen 3 yd. pass from K.Cousins (kick failed, wl)	10-78, 4:50
JAX	3	14:50	J.Schobert 43 yd. interception return (C.McLaughlin kick)	8-75, 3:42
MIN	3	11:08	C.Ham 12 yd. pass from K.Cousins (D.Bailey kick)	8-70, 3:50
MIN	3	3:27	J.Jefferson 20 yd. pass from K.Cousins (kick failed, wr)	5-14, 1:39
MIN	4	14:11	M.Glennon sacked in end zone by I.Odenigbo for a Safety	10-75, 2:42
MIN	4	3:50	D.Bailey 48 yd. Field Goal	11-41, 5:24
JAX	4	1:08	J.Robinson 1 yd. run (M.Glennon-C.Johnson pass)	
MIN	5	1:49	D.Bailey 23 yd. Field Goal	

Team Statistics

	Jaguars	Vikings
First Downs (Run-Pass-Pen)	20 (5-15-0)	30 (10-17-3)
Total Yards-Plays-Avg.	390-69-5.7	420-85-4.9
Rushing Yards-Attempts-Avg.	124-25-5.0	145-38-3.8
Net Yards Passing (Sacked-Yds)	266 (2-14)	275 (4-30)
Att-Comp-Int	42-28-2	43-28-1
Third Down Conversions (%)	4-13 (31%)	7-16 (44%)
Fourth Down Conversions (%)	0-0 (0%)	0-0 (0%)
Punts-Avg.	5-51.6	7-47.3
Fumbles-Lost	2-2	2-1
Penalties-Yards	10-83	6-41
Time of Possession	30:38	37:33

Individual Statistics

Jaguars Rushing: J. Robinson 18-78 (1 TD), L. Shenault Jr. 2-30, M. Glennon 3-9, D. Ogunbowale 2-7
Vikings Rushing: D. Cook 32-120, K. Cousins 3-12, A. Abdullah 2-11, J. Jefferson 1-2

Jaguars Passing: M. Glennon 20-35-235 (1 TD, 2 INT)
Vikings Passing: K. Cousins 28-43-305 (3 TD, 1 INT)

Jaguars Receiving: T. Eifert 6-45, J. Robinson 6-30, C. Johnson 4-66, J. O'Shaughnessy 4-41, L. Shenault Jr. 3-38 (1 TD), D. Chark Jr. 2-41, C. Conley 2-12, K. Cole Sr. 1-7
Vikings Receiving: J. Jefferson 9-121 (1 TD), A. Thielen 8-75 (1 TD), D. Cook 6-59, C. Beebe 2-10, A. Abdullah 1-18, C. Ham 1-12, T. Conklin 1-10

Sacks: Jaguars 4 (D. Smoot 2.0, J. Schobert 1.0, D. Ekuele 1.0)
Sacks: Vikings 2 (I. Odenigbo 1.0, H. Smith 0.5, H. Mata'afa 0.5)

Interceptions: Jaguars 1 (J. Schobert)
Interceptions: Vikings 2 (H. Smith, C. Dantzler)

Paid Attendance: 0 **Time:** 3:39 **Temperature:** N/A (indoors)



GAME SUMMARIES



WEEK 14 VS. TENNESSEE

DEC. 13, 2020 at TIAA Bank Field

	1	2	3	4	OT	Final
TENNESSEE TITANS (9-3)	7	10	14	0	-	31
JACKSONVILLE JAGUARS (1-12)	0	3	7	0	-	10

RB **Derrick Henry** ran for 215 yards and two touchdowns, and the Titans scored on four consecutive possessions in the second and third quarters to win going away, 31-10. Tennessee piled up 454 yards of offense including 249 on the ground while QB **Ryan Tannehill** completed 19 of his 24 passes. The Jaguars tried to start fast with a 53-yard field goal on the opening possession, but the kick was partially blocked and Tennessee took over, wasting no time in scoring on their third play – a 37-yard flea-flicker touchdown strike from Tannehill to WR **A.J. Brown** who finished with seven catches for 112 yards. Tennessee continued the tricks on their second possession with a fake punt, and on their third with a fourth-down play at the Jacksonville nine-yard line. The Jaguars defense made the stop, and on the Titans' next possession the defense came up with another play when DE **Dawuane Smoot** forced a fumble at the Titans' 40 to set up K **Aldrick Rosas**' 53-yard field goal. Tennessee then scored on its next four drives, with Henry scoring on a 36-yard run and K **Stephen Gostkowski** kicking a 53-yard field goal on the final play of the first half for a 17-3 lead. On the drive ending with Henry's 36-yard touchdown run he carried the ball on all five plays of the series for all 75 yards. The first two Titans possessions of the second half resulted in touchdowns, with Tannehill throwing a five-yard pass to TE **Geoff Swaim** and Henry tacking on a one-yard run to extend the lead to 31-3 with 8:48 left in the third quarter. From there, QB **Gardner Minshew II** took over for QB **Mike Glennon**, who had made his third straight start. Minshew, seeing his first game action in five weeks, threw passes on seven of the 11 plays on his first drive, capping it with a five-yard touchdown toss to WR **Keelan Cole**. The scoreless fourth quarter included back-to-back Jaguars drives that ended on failed fourth downs in the red zone. RB **James Robinson** ran for 67 yards, topping 1,000 rushing yards for the season on his 47-yard fourth-quarter run, to become the fourth undrafted rookie in NFL history and the fastest to rush for 1,000 yards. The loss marked the Jaguars' sixth straight home loss, a single-season franchise record, and their 12th straight loss of the season.

Team	Q	Time	Scoring Play	Drive Info
TEN	1	7:56	A.Brown 37 yd. pass from R.Tannehill (S.Gostkowski kick)	3-57, 1:12
JAX	2	3:37	A.Rosas 53 yd. Field Goal	4-5, 0:55
TEN	2	0:44	D.Henry 36 yd. run (S.Gostkowski kick)	5-75, 2:43
TEN	2	0:00	S.Gostkowski 53 yd. Field Goal	3-28, 0:09
TEN	3	12:24	G.Swaim 5 yd. pass from R.Tannehill (S.Gostkowski kick)	5-75, 2:36
TEN	3	8:48	D.Henry 1 yd. run (S.Gostkowski kick)	6-48, 2:43
JAX	3	2:59	K.Cole Sr. 5 yd. pass from G.Minshew II (A.Rosas kick)	11-60, 5:49

Team Statistics

	Titans	Jaguars
First Downs (Run-Pass-Pen)	25 (10-11-4)	20 (3-16-1)
Total Yards-Plays-Avg.	454-65-7.0	354-69-5.1
Rushing Yards-Attempts-Avg.	249-40-6.2	91-15-6.1
Net Yards Passing (Sacked-Yds)	205 (1-7)	263 (0-0)
Att-Comp-Int	24-19-0	54-31-1
Third Down Conversions (%)	3-9 (33%)	5-14 (36%)
Fourth Down Conversions (%)	1-2 (50%)	1-3 (33%)
Punts-Avg.	4-41.3	4-49.8
Fumbles-Lost	1-1	0-0
Penalties-Yards	7-78	10-80
Time of Possession	31:43	28:17

Individual Statistics

Titans Rushing: D. Henry 26-15 (2 TD), L. Woodside 1-18, J. McNichols 11-9, A. Hooker 1-4, J. Smith 1-3
Jaguars Rushing: J. Robinson 12-67, G. Minshew II 2-22, L. Shenault 1-2

Titans Passing: R. Tannehill 19-24-212 (2 TD)
Jaguars Passing: M. Glennon 18-31-85 (1 INT), G. Minshew II 18-31-178 (1 TD)

Titans Receiving: A. Brown 7-112 (1 TD), G. Swaim 3-34 (1 TD), C. Davis 3-34, J. Smith 2-20, D. Henry 2-7, A. Firkser 1-5, J. McNichols 1-0
Jaguars Receiving: K. Cole Sr. 7-67 (1 TD), L. Shenault Jr. 6-49, D. Ozigbo 4-30, J. Robinson 4-16, C. Johnson 2-33, T. Eifert 2-22, D. Chark Jr. 2-16, J. O'shaughnessy 2-14, D. Ogunbowale 1-12, E. Saubert 1-4

Sacks: Titans 0
Sacks: Jaguars 1 (J. Giles-Harris)

Interceptions: Titans 1 (M. Butler)
Interceptions: Jaguars 0

Paid Attendance: 15,896 **Time:** 3:02 **Temperature:** 69 degrees



WEEK 15 AT BALTIMORE

DEC. 20, 2020 at M&T Bank Stadium

	1	2	3	4	OT	Final
JACKSONVILLE JAGUARS (1-13)	0	0	7	7	-	14
BALTIMORE RAVENS (9-5)	9	17	7	7	-	40

The Jaguars suffered a franchise-tying 13th consecutive defeat in falling in Baltimore, 40-14. The Ravens gained 409 yards of offense, had 26 first downs, scored touchdowns on all five red zone drives, and sacked QB **Gardner Minshew II** five times as Minshew made his first start in seven weeks. The Jaguars got an encouraging start when Josh Jones intercepted QB **Lamar Jackson** on the opening drive, but two plays later Minshew was sacked in the end zone for a safety and a 2-0 Baltimore lead. From there the Ravens scored on four consecutive drives, including two touchdown passes by Jackson and a RB **J.K. Dobbins** touchdown run, to build a 26-0 halftime lead that stood after a missed 57-yard K **Justin Tucker** field goal try on the final play of the first half. In the third quarter the Jaguars finally scored on a 17-yard pass from Minshew to RB **James Robinson**, but the Ravens did not slow down, adding touchdowns on each of their first two possessions with Jackson running and throwing for scores and a 40-7 lead early in the fourth quarter. Minshew added a 13-yard touchdown pass to WR **Chris Conley** with 1:44 remaining. Still employing their sixth kicker of the season, the Jaguars had to rely on K **Aldrick Rosas** to handle double duty as the kicker as well as the punter due an illness that sidelined P **Logan Cooke**. Rosas made no field goal attempts but he punted three times and on a free kick after the early safety, marking his first punt attempts in his NFL career.

Team	Q	Time	Scoring Play	Drive Info
BAL	1	10:57	G.Minshew II sacked in end zone by M.Judon for a Safety	
BAL	1	6:35	M.Boykin 4 yd. pass from L.Jackson (J.Tucker kick)	7-68, 4:22
BAL	2	14:14	J.Dobbins 2 yd. run (J.Tucker kick)	6-49, 2:36
BAL	2	7:44	J.Tucker 46 yd. Field Goal	6-41, 2:59
BAL	2	1:20	D.Bryant 11 yd. pass from L.Jackson (J.Tucker kick)	8-57, 1:56
JAX	3	9:09	J.Robinson 17 yd. pass from G.Minshew II (A.Rosas kick)	10-75, 5:51
BAL	3	4:35	L.Jackson 5 yd. run (J.Tucker kick)	10-75, 4:34
BAL	4	9:46	M.Andrews 3 yd. pass from L.Jackson (J.Tucker kick)	10-86, 5:50
JAX	4	1:44	C.Conley 13 yd. pass from G.Minshew II (A.Rosas kick)	6-66, 2:12

Team Statistics

	Jaguars	Ravens
First Downs (Run-Pass-Pen)	17 (5-11-1)	26 (11-13-2)
Total Yards-Plays-Avg.	267-56-4.8	409-64-6.4
Rushing Yards-Attempts-Avg.	62-22-2.8	159-37-4.3
Net Yards Passing (Sacked-Yds)	205 (5-21)	250 (1-0)
Att-Comp-Int	29-22-0	26-19-1
Third Down Conversions (%)	5-12 (42%)	8-12 (67%)
Fourth Down Conversions (%)	1-3 (33%)	1-2 (50%)
Punts-Avg.	3-36.7	0-0.0
Fumbles-Lost	2-1	4-0
Penalties-Yards	7-67	4-40
Time of Possession	28:12	31:48

Individual Statistics

Jaguars Rushing: J. Robinson 16-35, D. Ogunbowale 2-7, G. Minshew II 2-9, L. Shenault 2-1
Ravens Rushing: J. Dobbins 14-64 (1 TD), G. Edwards 9-42, L. Jackson 10-35 (1 TD), T. Huntley 4-18

Jaguars Passing: G. Minshew II 29-22-226 (2 TD)
Ravens Passing: L. Jackson 17-22-243 (3 TD, 1 INT)

Jaguars Receiving: L. Shenault 5-43, D. Chark Jr. 4-53, T. Eifert 3-51, J. Robinson 3-18 (1 TD), K. Cole Sr. 2-22, C. Conley 1-13 (1 TD), C. Johnson 1-8, D. Ogunbowale 1-8, J. O'shaughnessy 1-6, D. Ozigbo 1-6
Ravens Receiving: M. Brown 6-98, M. Andrews 5-66 (1 TD), G. Edwards 2-36, P. Ricard 2-10, J. Dobbins 1-17, D. Bryant 1-11 (1 TD), J. Hill 1-8, M. Boykin 1-4

Sacks: Jaguars 1 (D. Smoot)
Sacks: Ravens 5 (Y. Ngakoue 2.0, M. Judon 1.0, P. Queen 1.0, D. Wolfe 1.0)

Interceptions: Jaguars 1 (J. Jones)
Interceptions: Ravens 0

Paid Attendance: 0 **Time:** 2:57 **Temperature:** 39 degrees



DAKOTA ALLEN



POSITION: LINEBACKER
HT: 6-1 | **WT:** 232 | **DOB:** 11-2-1995
COLLEGE: TEXAS TECH
HOMETOWN: HUMBLE, TEXAS
ACQ: PRACTICE SQUAD (L.A. RAMS) 2019
EXP: 2ND YEAR



@Dakota_Allen40



@Dakota_Allen40

TRANSACTIONS

Originally drafted by the L.A. Rams in the seventh round (251st overall) of the 2019 NFL Draft ... Waived by the L.A. Rams on 8/31/19 ... Signed by the L.A. Rams to the practice squad on 9/1/19 ... Signed by Oakland from the L.A. Rams practice squad on 9/24/19 ... Waived by Oakland on 10/31/19 ... Signed by the L.A. Rams to the practice squad on 11/4/19 ... Signed by Jacksonville from the L.A. Rams practice squad on 12/10/19

PRO (GAMES PLAYED/STARTED - 16/2)

• Spent time on L.A. Rams' practice squad and Oakland's active roster during his rookie season before being signed by Jacksonville

2020 (w/ JAX - 11/2)

- **9/13 vs. IND:** Played 19 snaps on special teams
- **9/20 at TEN:** Played 23 snaps on special teams
- **9/24 vs. MIA:** Logged 21 snaps on special teams and recorded one special teams tackle
- **10/4 at CIN:** Saw action at linebacker after **Myles Jack** exited the game with an ankle injury and collected five tackles, including one tackle for loss ... Added one special teams tackle
- **10/11 at HOU:** Made his first career start at linebacker and tied for the team lead with seven tackles, including one tackle for loss
- **10/18 vs. DET:** Saw action at linebacker after **Myles Jack** exited the game with an ankle injury and on special teams
- **10/25 at LAC:** Started at linebacker and collected two tackles, including one for loss, before exiting the game with an ankle injury in the first quarter
- **11/8 vs. HOU:** Inactive (ankle)
- **11/15 at G.B.:** Inactive (ankle)
- **11/22 vs. PIT:** Saw action on special teams
- **11/29 vs. CLE:** Saw action on special teams before exiting the game with an ankle injury
- **12/6 at MIN:** Inactive (hamstring)
- **12/13 vs. TEN:** Saw action on special teams and made one tackle
- **12/20 at BAL:** Saw action on special teams

2019 (w/ OAK - 2/0, w/ LAR - p/s, w/ JAX - 3/0)

Appeared in five games during his rookie campaign, playing primarily on special teams, making one tackle ... Spent the preseason with the L.A. Rams before being released and signing with the team's practice squad ... Signed to Oakland's active roster, appearing in two games, before being waived by the Raiders on Oct. 31 ... Signed by Jacksonville from the L.A. Rams practice squad on Dec. 10 prior to Week 15 and played the final three games of the season primarily on special teams

COLLEGE (AT TEXAS TECH 2015, 2017-18, EMCC 2016)

- Played in 48 collegiate games at Texas Tech and East Mississippi Community College (36 at Texas Tech, 12 at EMCC), amassing 379 tackles (200 solo) from his time at Texas Tech and EMCC combined
- Added 16 passes defended, five INTs, 4.5 sacks and recovered four fumbles and forced an additional two fumbles as a collegiate athlete
- Appeared in 11 games as a senior in 2018, finishing with 73 tackles (33 solo), which ranked second on the team
- Elected as a team captain prior to the 2017 season as a junior returning to Texas Tech, proceeding to start all 13 games at WILL linebacker ... Led the team with 102 tackles to go along with four passes defended, 2.0 sacks, two INTs, a forced fumble and a fumble recovery
- Spent the 2016 season as a standout linebacker for East Mississippi Community College, helping lead the Lions to an 11-1 record, including a perfect 6-0 mark in MACJC play, and tallying a team-leading 117 tackles (64 solo), three tackles for loss and 2.0 sacks
- Ranked second on the team with 87 tackles (45 solo) for the Red Raiders at linebacker and on special teams as a redshirt freshman in 2015

PERSONAL

- Attended Summer Creek (Humble, Texas) High School where he logged 112 tackles and three interceptions as a senior
- Ranked as the nation's No. 23 inside linebacker according to ESPN
- Father, **Keith Allen**, played collegiate football as a running back at the University of Texas
- Was featured on the Netflix documentary series "Last Chance U" while at EMCC in 2016

REGULAR SEASON STATISTICS

YEAR	TEAM	GP/GS	TKL	SOLO	ASST	SACKS	FF	FR	PD	TFL
2019	OAK/JAX	5/0	0	0	0	0.0	0	0	0	0
2020	JAX	11/2	14	9	5	0.0	0	0	0	3
NFL totals: 2 yrs.		16/2	14	9	5	0.0	0	0	0	3

Additional Statistics: One special teams tackle in 2019; three special teams tackles in 2020

2020 GAME-BY-GAME STATISTICS

DATE	OPP	TKL	SOLO	ASST	SACKS	FF	FR	PD	TFL
09/13	vs. Indianapolis	0	0	0	0.0	0	0	0	0
09/20	at Tennessee	0	0	0	0.0	0	0	0	0
09/24	vs. Miami	0	0	0	0.0	0	0	0	0
10/04	at Cincinnati	5	2	3	0.0	0	0	0	1
10/11	at Houston	7	5	2	0.0	0	0	0	1
10/18	vs. Detroit	0	0	0	0.0	0	0	0	0
10/25	at L.A. Chargers	2	2	0	0.0	0	0	0	1
BYE WEEK									
11/08	vs. Houston				Inactive				
11/15	at Green Bay				Inactive				
11/22	vs. Pittsburgh	0	0	0	0.0	0	0	0	0
11/29	vs. Cleveland	0	0	0	0.0	0	0	0	0
12/06	at Minnesota				Inactive				
12/13	vs. Tennessee	0	0	0	0.0	0	0	0	0
12/20	at Baltimore	0	0	0	0.0	0	0	0	0
12/27	vs. Chicago								
01/03	at Indianapolis								
2020 totals:		14	9	5	0.0	0	0	0	3



POSITION: CORNERBACK
HT: 6-1 | **WT:** 174 | **DOB:** 7-27-1998
COLLEGE: SAN DIEGO STATE
HOMETOWN: SAN DIEGO, CALIFORNIA
ACQ: ROOKIE FREE AGENT 2020
EXP: ROOKIE



@luqmanbarcoo



@luq_barcoo

OVERVIEW

Originally signed as a rookie free agent on May 5, 2020 ... Name is pronounced **Luke BAR-koo**

PRO (GAMES PLAYED/STARTED - 3/1)

• Rookie cornerback made the initial 53-man roster after originally signing with the team as a rookie free agent

2020 (w/ JAX - 3/1)

- **9/13 vs. IND:** Inactive
- **9/20 at TEN:** Inactive
- **9/24 vs. MIA:** Inactive
- **10/4 at CIN:** Inactive
- **10/11 at HOU:** Active but did not play
- **10/18 vs. DET:** Inactive
- **10/25 at LAC:** Inactive
- **11/8 vs. HOU:** Inactive
- **11/15 at G.B.:** Inactive
- **11/22 vs. PIT:** Made his NFL debut and registered one tackle
- **11/29 vs. CLE:** Started at cornerback and posted four tackles, including one tackle for loss
- **12/6 at MIN:** Saw action at cornerback and made five tackles and one pass defended
- **12/13 vs. TEN:** Inactive
- **12/20 at BAL:** Inactive

COLLEGE (AT SAN DIEGO STATE, 2018-19)

- Played in 24 games in two seasons at San Diego State
- Earned Third-Team Associated Press All-American after registering 55 tackles, 25 passes defended and an NCAA-leading nine INTs
- Became the first Aztec defensive back in program history to garner Walter Camp All-American accolades in program history
- Named First-Team All-Mountain West, as voted by the league's coaches and media
- Named Mountain West Defensive Player of the Week after totaling three INTs at Colorado State (Nov. 5)
- Played in 11 games in his first season at San Diego State (2018) and had 20 tackles, four passes defended and one INT
- Played both WR and CB from 2016-17 at Grossmont Community College, where he caught 35 passes for 767 yards and seven TDs in 2017
- Recorded three INTs with the Griffins and was an all-conference selection

PERSONAL

- Played at Castle Park (Chula Vista, Calif.) High School and caught 71 passes for 1,314 yards (18.5 avg.) and 15 TDs
- Majored in social science at San Diego State

REGULAR SEASON STATISTICS

YEAR	TEAM	GP/GS	TKL	SOLO	ASST	SACKS	FF	FR	PD	INT
2020	JAX	3/1	10	7	3	0.0	0	0	1	0
NFL totals: 1 yr.		3/1	10	7	3	0.0	0	0	1	0

2020 GAME-BY-GAME STATISTICS

DATE	OPP	TKL	SOLO	ASST	SACKS	FF	FR	PD	INT
09/13	vs. Indianapolis				Inactive				
09/20	at Tennessee				Inactive				
09/24	vs. Miami				Inactive				
10/04	at Cincinnati				Inactive				
10/11	at Houston				Active but did not play				
10/18	vs. Detroit				Inactive				
10/25	at L.A. Chargers				Inactive				
	BYE WEEK								
11/08	vs. Houston				Inactive				
11/15	at Green Bay				Inactive				
11/22	vs. Pittsburgh	1	0	1	0.0	0	0	0	0
11/29	vs. Cleveland	4	2	2	0.0	0	0	0	0
12/06	at Minnesota	5	5	0	0.0	0	0	1	0
12/13	vs. Tennessee				Inactive				
12/20	at Baltimore				Inactive				
12/27	vs. Chicago								
01/03	at Indianapolis								
2020 totals:		10	7	3	0.0	0	0	1	0

NOTE THE QUOTES: ON LUQ BARCOO

"Life was rough growing up. I definitely overcame a lot and faced some adversity as a child. My relationship with my mother, my spiritualism, and my faith in God is what got me through a lot of things that I was exposed to early on in life. I grew up in a single-parent household. My mother had six children, including me. Life was tough. I was exposed to a lot of things that the average kid isn't exposed to. I had to grow up fast. I matured faster than most kids."

"Every obstacle I faced helped me develop quicker. It allowed my mentality to grow. I had to establish myself as a young adult. I had to mature. I don't look at the things I've gone through as a crutch for me to lean on. I was always very optimistic. It wasn't going to be my downfall. I can look back and smile. It's the reason I am who I am today. I look forward to what the future holds. I'm ready to work hard."


"I believe I have what it takes to become a successful cornerback in the NFL. I feel like I check off every box. My mentality and focus can't be topped, and my ball production and ability to create turnovers makes me a unique playmaker. The skill-set and production are there. I have the physical ability as well. I have the mental capability to sustain myself at the next level."

"I'm ready for the adversity, I'm ready for the challenge. I don't think many people have been through what I've been through. My ability to overcome adversity will get me through anything. Once I get on a team, I'll have the mental capability to handle any and every challenge that comes my way. My experience has proven that. I'm mentally and physically ready to showcase what I have to offer."

- CB Luq Barcoo

"He's a very talented young man. He has a high skill set, upper-level talent, ball is important to him. He has the traits; he just has to keep working on the technique and do those things. He has ball skills, you know he was very productive in college, so I think he has a big upside and he has the skill set that you're looking for at the position."

- Secondary Coach - CBs Tim Walton



TAVEN BRYAN



POSITION: DEFENSIVE LINEMAN
HT: 6-5 | **WT:** 291 | **DOB:** 3-11-1996
COLLEGE: FLORIDA
HOMETOWN: CASPER, WYOMING
ACQ: FIRST ROUND (29TH) OF THE 2018 DRAFT
EXP: 3RD YEAR



@TavenBryan93



@TavenB

TRANSACTIONS

Originally drafted by Jacksonville in the first round (29th overall) of the 2018 draft

PRO (GAMES PLAYED/STARTED - 46/17, 0/0)

- Third-year defensive lineman who has played in all 46 games, starting 17, since being drafted 29th overall in 2018
- Career totals include 70 tackles (40 solo), 11 tackles for loss, 3.5 sacks, one forced fumble and one pass defended

2020 (w/ JAX - 14/8)

- **9/13 vs. IND:** Started at defensive tackle and saw 57 snaps on defense
- **9/20 at TEN:** Started at defensive tackle and recorded one tackle
- **9/24 vs. MIA:** Started at defensive tackle and tallied one quarterback hit
- **10/4 at CIN:** Started at defensive tackle and made two tackles
- **10/11 at HOU:** Started at defensive tackle and posted three tackles, including one tackle for loss
- **10/18 vs. DET:** Started at defensive tackle and tallied one tackle for loss
- **10/25 at LAC:** Started at defensive tackle and collected two tackles, including a half-sack
- **11/8 vs. HOU:** Saw action at defensive tackle and made two tackles
- **11/15 at G.B.:** Started at defensive tackle
- **11/22 vs. PIT:** Saw action at defensive tackle and made one tackle
- **11/29 vs. CLE:** Saw action at defensive tackle and tallied two tackles
- **12/6 at MIN:** Saw action at defensive tackle
- **12/13 vs. TEN:** Saw action at defensive tackle, assisting on one tackle
- **12/20 at BAL:** Saw action at defensive tackle and assisted on one tackle

2019 (w/ JAX - 16/8)

Saw action in all 16 games on the season, starting eight and tallied 33 tackles (18 solo), five tackles for loss, 2.0 sacks, one forced fumble and one pass defended

- **9/19 vs. TEN:** Saw action at defensive tackle, amassing three tackles (two solo) and 1.0 sack, the second of his career
- **10/20 at CIN:** Saw action at defensive tackle, posting three tackles (two solo) ... His pressure on QB **Andy Dalton** led to DE **Yannick Ngakoue's** pick six
- **12/29 vs. IND:** Started at defensive tackle tallying four tackles (three solo), 1.0 sack, one pass defended and one forced fumble

2018 (w/ JAX - 16/1)

Saw action in all 16 games during his rookie campaign, making one start ... Amassed 20 tackles (13 solo), three tackles for loss and 1.0 sack

- **9/9 at NYG:** Assisted on one tackle and saw action on special teams in his NFL debut
- **11/25 at BUF:** Recorded two tackles, including one tackle for loss
- **12/6 at TEN:** Made his first career start at defensive tackle and recorded three tackles
- **12/16 vs. WAS:** Recorded three tackles, including one for loss
- **12/30 at HOU:** Recorded 1.0 sack, the first of his career

COLLEGE (AT FLORIDA, 2014-17)

- Appeared in 36 games with 14 starts
- Named Associated Press All-SEC second team after his junior year
- Career totals include 67 tackle (31 solo), 10.5 tackles for loss, 5.5 sacks, two forced fumbles and three fumble recoveries

PERSONAL

- Father, Brandy, spent four years as a Navy SEAL
- Has one sister, Chelcey
- Walk-up song in Arlington, Texas after being selected was "Hail To The King" by Avenged Sevenfold
- Youth football team in Wyoming was nicknamed the 'Jaguars'
- Nickname: Wyoming Wildman
- Attended Notrona County (Wyo.) High School and helped lead the team to a 41-6 record in his final three seasons, including back-to-back state titles in 2012 and 2013
- Unanimously selected as the 2013 Conference Defensive Player of the Year
- Named to the All-State First Team on both the offensive and defensive line

REGULAR SEASON STATISTICS

YEAR	TEAM	GP/GS	TKL	SOLO	ASST	SACKS	FF	FR	PD	TFL
2018	JAX	16/1	20	13	7	1.0	0	0	0	3
2019	JAX	16/8	33	18	15	2.0	1	0	1	5
2020	JAX	14/8	17	9	8	0.5	0	0	0	3
NFL totals: 3 yrs. 46/17			70	40	30	3.5	1	0	1	11

2020 GAME-BY-GAME STATISTICS

DATE	OPP	TKL	SOLO	ASST	SACKS	FF	FR	PD	TFL
09/13	vs. Indianapolis	0	0	0	0.0	0	0	0	0
09/20	at Tennessee	1	1	0	0.0	0	0	0	0
09/24	vs. Miami	0	0	0	0.0	0	0	0	0
10/04	at Cincinnati	2	1	1	0.0	0	0	0	0
10/11	at Houston	3	2	1	0.0	0	0	0	1
10/18	vs. Detroit	1	1	0	0.0	0	0	0	1
10/25	at L.A. Chargers	2	1	1	0.5	0	0	0	1
BYE WEEK									
11/08	vs. Houston	2	1	1	0.0	0	0	0	0
11/15	at Green Bay	1	0	1	0.0	0	0	0	0
11/22	vs. Pittsburgh	1	1	0	0.0	0	0	0	0
11/29	vs. Cleveland	2	1	1	0.0	0	0	0	0
12/06	at Minnesota	0	0	0	0.0	0	0	0	0
12/13	vs. Tennessee	1	0	1	0.0	0	0	0	0
12/20	at Baltimore	1	0	1	0.0	0	0	0	0
12/27	vs. Chicago								
01/03	at Indianapolis								
2020 totals:		17	9	8	0.5	0	0	0	3



60



A.J. CANN



POSITION: OFFENSIVE LINEMAN
HT: 6-3 | **WT:** 315 | **DOB:** 10-3-1991
COLLEGE: SOUTH CAROLINA
HOMETOWN: BAMBERG, SOUTH CAROLINA
ACQ: THIRD ROUND (67TH) OF 2015 DRAFT
EXP: 6TH YEAR



@AJCann60



@AJCann60

TRANSACTIONS

Originally drafted by Jacksonville in the third round (67th overall) of the 2015 draft ... Re-signed by Jacksonville on 3/3/19

PRO (GAMES PLAYED/STARTED - 90/88, 3/3)

- Sixth-year offensive lineman has started 90 of 88 career games
- Highest-drafted player by the Jaguars from South Carolina in franchise history

2020 (w/ JAX - 13/13)

- **9/13 vs. IND:** Started at right guard and helped undrafted rookie RB **James Robinson** rush for 62 yards
- **9/20 at TEN:** Started at right guard and helped the team rush for 165 yards
- **9/24 vs. MIA:** Started at right guard
- **10/4 at CIN:** Started at right guard
- **10/11 at HOU:** Started at right guard
- **10/18 vs. DET:** Started at right guard before exiting the game with a shoulder injury
- **10/25 at LAC:** Inactive (shoulder)
- **11/8 vs. HOU:** Started at right guard
- **11/15 at G.B.:** Started at right guard
- **11/22 vs. PIT:** Started at right guard
- **11/29 vs. CLE:** Started at right guard
- **12/6 at MIN:** Started at right guard
- **12/13 vs. TEN:** Started at right guard
- **12/20 at BAL:** Started at right guard

2019 (w/ JAX - 16/16)

Started all 16 games in which he appeared at right guard ... Part of an offensive line that helped RB **Leonard Fournette** gain 1,674 yards from scrimmage, becoming the only Jaguars player since 2011 to post at least 1,500 scrimmage yards in a single season

- **9/29 at DEN:** Started at right guard, helping RB **Leonard Fournette** total a career-high 225 yards rushing ... Also helped the team gain an average of 7.1 yards per carry for 269 total net rushing yards, the second-most in a single game in franchise history
- **10/6 at CAR:** Started at right guard helping RB **Leonard Fournette** eclipse the 100-yard mark in back-to-back games for the first time since his rookie season in 2017

2018 (w/ JAX - 15/15)

Started all 15 games in which he appeared at right guard

2017 (w/ JAX - 15/15, 3/3)

Started 15 games in the regular season and all three postseason contests at RG ... Part of an offensive line that helped the team lead the league in rushing (141.1 yards per game) for the first time in franchise history and allowed a franchise-low 24 sacks

2016 (w/ JAX - 16/16)

Did not miss a snap and was part of a unit that surrendered 34 sacks, its fewest since 2007

2015 (w/ JAX - 15/13)

Rookie offensive lineman started 13 games at right guard

COLLEGE (AT SOUTH CAROLINA, 2010-15)


- Four-year starter, starting 51 games, the second-most in school history
- Three-time member of the SEC Fall Academic Honor Roll
- In 2014, named first-team All-America by Sporting News, ESPN.com and CBSSportsline.com
- In 2013, was voted a permanent team captain as a junior

PERSONAL

- Played on both sides of the ball for Head Coach **Kevin Crosby** at Bamberg-Ehrhardt (S.C.) High School
- Given name is Aaron
- Has a tattoo on the inside of his right forearm to honor his mother, Catherine, who passed in 2007 from throat cancer

- He and his wife, Kendal, have one daughter, Kennie Amelia, and one son, Artist Jamar (AJ)
- Represented the Humane Society during the NFL's My Cause My Cleats campaign in 2019 ... His cat, Carol, is a rescue cat





K'LAVON CHAISSON



POSITION: DEFENSIVE END/LINEBACKER
HT: 6-3 | **WT:** 254 | **DOB:** 3-11-1999
COLLEGE: LSU
HOMETOWN: HOUSTON, TEXAS
ACQ: FIRST ROUND (20TH) IN 2020 DRAFT
EXP: ROOKIE



@S4CKGURU



@S4ckguru

OVERVIEW

Originally drafted by Jacksonville in the first round (20th overall) in the 2020 draft ... Pronounced **KAY-luh-vahn Chase-on**

PRO (GAMES PLAYED/STARTED - 14/2)

2020 (w/ JAX - 14/2)

- **9/13 vs. IND:** Saw extensive action (46 snaps) at defensive end in his NFL debut and posted two tackles (one solo)
- **9/20 at TEN:** Saw action at defensive end and posted two tackles, including his first career sack
- **9/24 vs. MIA:** Saw action at defensive end and made two tackles
- **10/4 at CIN:** Saw action at defensive end and made one tackle
- **10/11 at HOU:** Made his first career start at defensive end and tallied one tackle and one pass defended
- **10/18 vs. DET:** Started at defensive end
- **10/25 at LAC:** Saw action at defensive end and collected one tackle
- **11/8 vs. HOU:** Played 18 snaps on defense
- **11/15 at G.B.:** Played 31 snaps on defense
- **11/22 vs. PIT:** Saw action at defensive end and posted two tackles, including one tackle for loss
- **11/29 vs. CLE:** Saw action at defensive end
- **12/6 at MIN:** Saw action at defensive end and posted two tackles
- **12/13 vs. TEN:** Saw action on defense and was credited with three QB hits
- **12/20 at BAL:** Saw action at defensive and recorded one tackle for loss

COLLEGE (AT LSU, 2017-19)

- Played in 26 games with 17 starts in his three years with the Tigers
- Capped career with 92 tackles, 19.0 tackles for loss and 9.5 sacks
- Three-time member of the SEC Academic Honor Roll

2019 (redshirt sophomore at LSU - 13/13)

Started 13 games at outside linebacker and accumulated 60 tackles ... Led the team with 13.5 tackles for loss and 6.5 sacks ... Permanent team captain ... Earned First-Team All-SEC honors

- **10/12 vs. Florida:** Stopped Gators QB Kyle Trask on fourth and goal for a negative gain in final minute to seal the win
- **11/9 at Alabama:** Set a career high with 10 tackles, including 3.5 tackles for loss
- **12/29 vs. Oklahoma:** Earned Defensive Player of the Game accolades in the College Football Playoff Semifinals (six tackles, including 2.0 sacks)

HIGH SCHOOL (AT NORTH SHORE H.S., 2013-16)

- Rated a 5-star recruit by Scout after playing two seasons of varsity football
- Earned defensive MVP honors in the 6A Division I state title game at NRG Stadium in 2015, a contest during which he sniffed out a jet sweep-pass on fourth and goal in OT to seal the win ... Also had four tackles for loss, 2.0 sacks and one forced fumble in title game
- Named to the Texas AP 6A All-State Team as a senior
- Also played basketball

PERSONAL

- Inspired by his late father, Kelvin, who was a linebacker at Baylor from 1999-2001 and was shot and killed in 2014.
- "I'm not going to sit here and lie to you and say I've always dreamed of playing at the next level or I've always dreamed about playing in the NFL because that's not true. The inspiration to play the sport was something that ran deeper. With my size and the tradition in my family involving the sport, it was sort of an obligation or you were looked at differently."
- Created an Instagram account for his dog, Prince Nino: @lifeofnino
- Also passionate about financial literacy, the environment and social justice

REGULAR SEASON STATISTICS

YEAR	TEAM	GP/GS	TKL	SOLO	ASST	SACKS	FF	FR	PD	TFL
2020	JAX	14/2	14	9	5	1.0	0	0	1	3
NFL totals: 1 yr.		14/2	14	9	5	1.0	0	0	1	3

2020 GAME-BY-GAME STATISTICS

DATE	OPP	TKL	SOLO	ASST	SACKS	FF	FR	PD	TFL
09/13	vs. Indianapolis	2	1	1	0.0	0	0	0	0
09/20	at Tennessee	2	1	1	1.0	0	0	0	1
09/24	vs. Miami	2	2	0	0.0	0	0	0	0
10/04	at Cincinnati	1	0	1	0.0	0	0	0	0
10/11	at Houston	1	0	1	0.0	0	0	1	0
10/18	vs. Detroit	0	0	0	0.0	0	0	0	0
10/25	at L.A. Chargers	1	1	0	0.0	0	0	0	0
BYE WEEK									
11/08	vs. Houston	0	0	0	0.0	0	0	0	0
11/15	at Green Bay	0	0	0	0.0	0	0	0	0
11/22	vs. Pittsburgh	2	2	0	0.0	0	0	0	1
11/29	vs. Cleveland	0	0	0	0.0	0	0	0	0
12/06	at Minnesota	2	1	1	0.0	0	0	0	0
12/13	vs. Tennessee	0	0	0	0.0	0	0	0	0
12/20	at Baltimore	1	1	0	0.0	0	0	0	1
12/27	vs. Chicago								
01/03	at Indianapolis								
2020 totals:		14	9	5	1.0	0	0	1	3



NOTE THE QUOTES: ON K'LAVON CHAISSON

"He's not a kid who talks a lot, but his tape does enough talking for him. It's fair to say he's not a rah-rah guy, but just because he doesn't have a lot to say doesn't mean he doesn't bring an immense amount of intensity to the game. He's an internally-focused person, and when he's ready to go out and compete, he has a different look in his eye."

- North Shore High School HC Jon Kay

"I know my dad would be happy. He always told me to go hard every play. He motivates me."


"I don't really care too much about the praise and recognition from others. My job's been my job, set the edge and get to the quarterback and do whatever it takes to get the team win. It's never really been about personal accolades. I had a thing about being a better teammate more than being a better player. I feel I'd rather take the long win in today's game and today's world. ... My main goal right now is to be the best teammate I can be and help in any way possible."

- DE/LB K'Lavon Chaisson

"The one thing about this guy right here is that he has speed. He has an unbelievable spin move. I think the speed ... the power is going to come and become better. I think once that comes, he can be a dominant rusher in this league ... We think he's going to be a really productive player for us."

- HC Doug Marrone

17



DJ CHARK JR.



POSITION: WIDE RECEIVER
HT: 6-4 | **WT:** 198 | **DOB:** 9-23-1996
COLLEGE: LSU
HOMETOWN: ALEXANDRIA, LOUISIANA
ACQ: SECOND ROUND OF 2018 DRAFT (61ST)
EXP: 3RD YEAR



@DJChark82



@DJChark82

TRANSACTIONS

Originally drafted by Jacksonville in the second round (61st overall) of the 2018 draft

PRO (GAMES PLAYED/STARTED - 38/25)

- Pro Bowl wide receiver has appeared in 38 career games, hauling in 136 receptions for 1,826 yards (13.4 rec. avg.) and 12 TDs
- His four 100-yard games are the fifth-most in franchise history through a player's first 38 games
- His three games with multiple receiving TDs are the second-most in franchise history through a player's first three seasons (WR **Allen Robinson** - four).

2020 (w/ JAX - 12/11)

- **9/13 vs. IND:** Started at wide receiver and recorded three receptions for 25 yards, including an 8-yard TD, the team's first of the season
- **9/20 at TEN:** Started at wide receiver and posted four receptions for 84 yards, including a season-long 45-yard reception
- **9/24 vs. MIA:** Inactive (chest/back)
- **10/4 at CIN:** Started at wide receiver and collected eight receptions for 95 yards and two TDs
- **10/11 at HOU:** Started at wide receiver and posted three receptions for 16 yards before exiting the game with an ankle injury in the fourth quarter
- **10/18 vs. DET:** Started at wide receiver and led the team with seven receptions for 45 yards
- **10/25 at LAC:** Started at wide receiver and had one reception for 26 yards
- **11/8 vs. HOU:** Caught seven passes for 146 yards and one TD, marking the third-most receiving yards of his career and his fourth career game with at least 100 yards ... His 73-yard TD pass on Jacksonville's third play from scrimmage was the longest reception of his career and the longest reception by a Jaguars players since WR **Donte Moncrief** (80 yards) on Nov. 11, 2018
- **11/15 at G.B.:** Started at wide receiver and had four receptions for a team-leading 56 yards
- **11/22 vs. PIT:** Started at wide receiver, amassing four receptions for a team-leading 41 yards (10.3 rec. avg.)
- **11/29 vs. CLE:** Inactive (ribs)
- **12/6 at MIN:** Started at wide receiver and had two receptions for 41 yards
- **12/13 vs. TEN:** Started at wide receiver and made two catches for 16 yards
- **12/20 at BAL:** Saw action at wide receiver, hauling in four passes for 53 yards (13.3 rec. avg.)

2019 (w/ JAX - 15/14)

Earned Pro Bowl honors after tallying 73 receptions for a team-leading 1,008 yards (12.4 rec. avg.) and eight TDs ... Became the first Jaguar to eclipse 1,000 yards receiving in a season since WRs **Allen Robinson** and **Allen Hurns** in 2015 ... Tied for fourth in the NFL with 10 receptions of at least 30 yards this season ... Tied for ninth in the NFL and third in the AFC with eight TD receptions

- **9/8 vs. K.C.:** Made his first career start, hauling in four receptions for a then-career-best 146 yards (36.5 avg.), including a long of 69 and a 35-yard TD ... His 36.5 receiving average was the highest in franchise single game history
- **9/15 at HOU:** Started was targeted a team-high nine times, recording seven receptions for 55 yards and one TD
- **9/19 vs. TEN:** Started and caught four passes for 76 yards (19.0 avg.) and one TD ... Became the youngest player in franchise history (22 years old) to post more than 250 receiving yards through Week 3 of the season ... Became the second player in franchise history - and the first since WR **Jimmy Smith** in 2008 - to catch a TD pass in each of the first three games of the season
- **10/6 at CAR:** Started and earned career-bests in receptions (eight), yards (164) and TDs (two) ... Joined former WR **Jimmy Smith** (Sept. 10, 2000) as the only players to register at least 160 receiving yards and two-plus receiving TDs in a single game
- **11/17 at IND:** Started and amassed eight receptions for 104 yards (13.0 rec. avg.) and two TDs ... Second game of the season with 100-plus receiving yards and multiple TD receptions
- **12/29 vs. IND:** Started and brought in four receptions for 34 yards (8.5 rec. avg.) ... Joined former WR **Allen Robinson** as the only players 23-or-younger in team history to post at least 1,000 receiving yards in a single season

2018 (w/ JAX - 11/0)

Emerged as a contributor on special teams totaling five special teams tackles and averaging 35.4 yards per kickoff return ... Caught 14 passes for 174 yards (12.4 avg.)

- **10/7 at K.C.:** Caught passes of 30 and 38 yards, becoming the eighth rookie in franchise history to record multiple 30-yard catches in a single game
- **11/11 at IND:** Saw action at wide receiver and returned three kickoffs for 108 yards (36.0 avg.), including a long return of 47 yards

COLLEGE (AT LSU, 2015-17)

- Appeared in 36 games with 15 starts
- Career totals include 66 receptions for 1,351 yards (20.5 rec. avg.) and six TDs with a long reception of 80 yards (TD)
- 2018 Co-MVP of Senior Bowl
- Named a permanent team captain in his senior season as he led the SEC in punt returns for TDs (two) and was second in the league in punt return average (10.8) while also leading the Tigers in receptions (40), receiving yards (874) and tied for the team lead in receiving TDs (three)
- Scored a TD three different ways in 2017, becoming only the seventh player in school history to accomplish the feat

PERSONAL

- Son of Shirley and **Darrell Chark Sr.**
- Attended Alexandria (La.) High School where he hauled in 48 receptions for 554 yards and three TDs as a senior on the way to earning Louisiana Class 5A All-State Honorable Mention
- Rushed for 495 yards and five touchdowns and caught 20 passes for 554 yards and six TDs as a junior and was named Honorable Mention All-State for Class 5A as a junior
- Never missed a day of school in 13 years in the Alexandria School System, finished high school with a 3.9 GPA and claimed all three major senior individual honors: Prom King, Mr. ASH and Most Outstanding Athlete
- Learned to swim leading up to the 2018 season at the Winston Family YMCA in Jacksonville
- He and his wife, Chantelle, married in October 2020 in Amelia Island, Fla.
- Has two dogs: English bulldog, Bam Bam, and an Australian shepherd, Dundie

REGULAR SEASON RECEIVING STATISTICS

YEAR	TEAM	GP/GS	REC	YDS	AVG.	LG	TD
2018	JAX	11/0	14	174	12.4	38	0
2019	JAX	15/14	73	1,008	13.8	69	8
2020	JAX	12/11	49	644	13.1	73	4
NFL totals: 3 yrs.		38/25	136	1,826	13.4	73	12

Additional statistics: Two rushes for 20 yards

Single Game Career Highs

Receptions:
9 (12/8/19 vs. LAC)

Receiving yards:
164 (10/6/19 at CAR)

Longest reception:
73 (11/8/20 vs. HOU)

Touchdowns:
2 (two times; last: 11/17/19 at IND)

2020 GAME-BY-GAME STATISTICS

DATE	OPP	REC	YDS	AVG.	LG	TD
09/13	vs. Indianapolis	3	25	8.3	12	1
09/20	at Tennessee	4	84	21.0	45	0
09/24	vs. Miami	Inactive				
10/04	at Cincinnati	8	95	11.9	22	2
10/11	at Houston	3	16	5.3	11	0
10/18	vs. Detroit	7	45	6.4	14	0
10/25	at L.A. Chargers	1	26	26.0	26	0
BYE WEEK						
11/08	vs. Houston	7	146	20.9	73	1
11/15	at Green Bay	4	56	14.0	21	0
11/22	vs. Pittsburgh	4	41	10.3	19	0
11/29	vs. Cleveland	Inactive				
12/06	at Minnesota	2	41	20.5	22	0
12/13	vs. Tennessee	2	16	8.0	11	0
12/20	at Baltimore	4	53	13.3	22	0
12/27	vs. Chicago					
01/03	at Indianapolis					
2020 totals:		49	644	13.1	73	4





CHRIS CLAYBROOKS



POSITION: CORNERBACK/RETURN SPECIALIST
HT: 5-9 | **WT:** 179 | **DOB:** 7-17-1997
COLLEGE: MEMPHIS
HOMETOWN: NASHVILLE, TENNESSEE
ACQ: SEVENTH ROUND (223RD) IN 2020 DRAFT
EXP: ROOKIE



@ChrisClaybrooks



@Huncho_Clay7

OVERVIEW

Originally drafted by Jacksonville in the seventh round (223rd overall) in the 2020 draft

PRO (GAMES PLAYED/STARTED - 11/3)

2020 (w/ JAX - 11/3)

Placed on injured reserve with a core muscle injury on Nov. 26 ... Activated from injured reserve on Dec. 19

- **9/13 vs. IND:** Recorded three tackles at cornerback and saw action on special teams, returning two kicks for 50 yards (long of 39), in his NFL debut
- **9/20 at TEN:** Saw action at cornerback, kick returner and punt returner
- **9/24 vs. MIA:** Saw action on special teams
- **10/4 at CIN:** Saw action at cornerback, replacing CB **C.J. Henderson** after he left the game with a shoulder injury, and posted eight tackles and one pass defended
- **10/11 at HOU:** Earned his first career start at cornerback and totaled five tackles and two passes defended
- **10/18 vs. DET:** Saw action at cornerback and on special teams
- **10/25 at LAC:** Saw action at cornerback, replacing **Sidney Jones IV** (beef), and on special teams
- **11/8 vs. HOU:** Saw action at cornerback, making one tackle, and on special teams, when he returned four kickoffs for 94 yards, including a season-long return of 39 yards ... Downed two punts inside the 20
- **11/15 at G.B.:** Saw action at cornerback, making one tackle for loss, and on special teams, where he downed two punts inside the Packers' 5-yard line
- **11/22 vs. PIT:** Started at cornerback and posted a career-high nine tackles
- **12/20 at BAL:** Started at cornerback and made two tackles (one solo)

COLLEGE (AT MEMPHIS, 2018-19)

- Transferred to Memphis after two seasons of junior college at Fort Scott Community College (2016) and Coahoma Community College (2017)
- Moved to defensive back after playing high school and junior college careers on offense
- With the Tigers, played in 21 games and posted 54 tackles and had nine multi-tackle games ... Added five passes defended, two INTs, one forced fumble and 1.0 sack
- Also contributed on special teams, recording 11 kick returns for 338 yards and one TD
- Member of the Tiger 3.0 Club in the fall of 2018

2019 (reshirt senior at Memphis - 9)

Saw action in nine games, including the Goodyear Cotton Bowl, after missing the first five games of the season with a foot injury ... Totaled 42 tackles, two passes defended, one INT and one forced fumble ... Added 11 kick returns for 338 yards (30.8 avg.) and one TD

- **11/29 vs. Cincinnati:** Posted six solo tackles, two passes defended and returned the opening kickoff 94 yards for a TD

HIGH SCHOOL (AT MCGAVOCK H.S., 2012-15)

- Member of the varsity quad all four years at McGavock (Nashville, Tenn.) High School
- Started career as a wide receiver and moved to running back
- Named to the 2014 All-City Team as selected by the Metro Nashville Football Coaches Association
- Also played basketball

PERSONAL

- Son of **Christena** and **Barry Claybrooks**
- Had his son, **Chris Claybrooks Jr.**, when he was a sophomore in high school
- Christopher Claybrooks Jr. received a scholarship offer from Memphis in 2019
 - "It was just one day I was showing him [then-Memphis Head Coach **Mike Norvell**] that my son could play football for real. I showed him a clip that went viral. He did two spin moves and a stiff arm move in a seven- and eight-years old league. He is only six-years old. He saw that video and he said to post [on social media] that your son has a offer and I'm going to comment. The next day, he said, 'Why did you not post it?' I said, 'Because I did not know if you was playing.' He said that he was for real. I posted it and he tagged my son and told him welcome to the family. A big whole thing started. My son has a highlight tape, too."

REGULAR SEASON STATISTICS

YEAR	TEAM	GP/GS	TKL	SOLO	ASST	SACKS	FF	FR	PD	INT
2020	JAX	11/3	29	24	5	0.0	0	0	3	0
NFL totals: 1 yr.		11/3	29	24	5	0.0	0	0	3	0

2020 GAME-BY-GAME STATISTICS

DATE	OPP	TKL	SOLO	ASST	SACKS	FF	FR	PD	INT
09/13	vs. Indianapolis	3	3	0	0.0	0	0	0	0
09/20	at Tennessee	0	0	0	0.0	0	0	0	0
09/24	vs. Miami	0	0	0	0.0	0	0	0	0
10/04	at Cincinnati	8	6	2	0.0	0	0	1	0
10/11	at Houston	5	5	0	0.0	0	0	2	0
10/18	vs. Detroit	0	0	0	0.0	0	0	0	0
10/25	at L.A. Chargers	0	0	0	0.0	0	0	0	0
BYE WEEK									
11/08	vs. Houston	1	1	0	0.0	0	0	0	0
11/15	at Green Bay	1	1	0	0.0	0	0	0	0
11/22	vs. Pittsburgh	9	7	2	0.0	0	0	0	0
11/29	vs. Cleveland				Injured reserve				
12/06	at Minnesota				Injured reserve				
12/13	vs. Tennessee				Injured reserve				
12/20	at Baltimore	2	1	1	0.0	0	0	0	0
12/27	vs. Chicago								
01/03	at Indianapolis								
2020 totals:		29	24	5	0.0	0	0	3	0


Additional statistics: nine kick returns for 191 yards (long: 39)

NOTE THE QUOTES: ON DB/RS CHRIS CLAYBROOKS

"I have been returning kicks all my life – in high school, JUCO and Memphis. I was behind **Tony Pollard**, one of the best to ever do it at Memphis. I learned tips from him and he coached me up. I am going to turn it loose with the Jaguars – my speed, my motor, never giving up – and I'm a playmaker. Whatever they need me to be, I can do it and I will make plays and make an impact."

"I went to Memphis as a walk-on and I was just going hard every time. They were like, 'Dang, why do you keep going hard?' I was like, 'Because I'm a walk-on and I have to eat.' I have a family to feed. I kept on working. They put me on scholarship and I just had that mindset ... It was a dream come true. I got drafted, and it feels amazing. Hard work pays off."

- DB/RS Chris Claybrooks



KEELAN COLE SR.



POSITION: WIDE RECEIVER
HT: 6-1 | **WT:** 194 | **DOB:** 4-20-1993
COLLEGE: KENTUCKY WESLEYAN
HOMETOWN: LOUISVILLE, KENTUCKY
ACQ: ROOKIE FREE AGENT 2017
EXP: 4TH YEAR



@Air4Cole



@KKeelanCole

TRANSACTIONS

Originally signed by Jacksonville as an undrafted rookie on 5/10/17

PRO (GAMES PLAYED/STARTED - 62/23, 3/0)

- Fourth-year undrafted wide receiver has totaled 153 receptions for 2,193 yards (14.4 rec. avg.) and 12 TDs
- Second undrafted player (WR **Allen Hurns** - 21) in franchise history to tally double-digit receiving TDs
- His 14.3 yards-per-catch average is the highest in Jaguars history among players with at least 100 receptions

2020 (w/ JAX - 14/5)

Joins WR **Allen Hurns** (2014 and 2015) as the only undrafted players in franchise history with five-plus receiving TDs in a single season

- **9/13 vs. IND:** Saw action at wide receiver and led the team with five receptions for 47 yards, including the game-winning 22-yard TD with 5:56 remaining
- **9/20 at TEN:** Posted a team-high six receptions for 58 yards and one TD
- **9/24 vs. MIA:** Started at wide receiver and recorded four receptions for 43 yards
- **10/4 at CIN:** Saw action at wide receiver and posted four receptions for 46 yards
- **10/11 at HOU:** Posted two receptions for 25 yards, including a 13-yard TD reception, the 10th of his career
- **10/18 vs. DET:** Recorded six receptions for a team-leading 143 yards (23.8 rec. avg.)
- **10/25 at LAC:** Posted one reception for 12 yards
- **11/8 vs. HOU:** Made one catch for 6 yards
- **11/15 at G.B.:** Recorded a 91-yard punt return TD in the second quarter, the longest punt return in franchise history and the longest punt return by any player in the NFL this season ... Also caught a 12-yard TD pass, becoming the first player in Jaguars history to return a punt for a TD and catch a TD in the same game ... Finished with five catches for 47 yards, becoming the 15th player in franchise history to surpass 2,000 career receiving yards ... He is just the second undrafted player to achieve the feat (WR **Allen Hurns**)
- **11/22 vs. PIT:** Started at wide receiver and caught two passes for 26 yards (13.0 rec. avg.)
- **11/29 vs. CLE:** Started at wide receiver, hauling in three passes for 44 yards (14.7 rec. avg.)
- **12/6 at MIN:** Started at wide receiver and had one reception for 7 yards
- **12/13 vs. TEN:** Saw action at wide receiver, hauling in a team-high seven receptions for 67 yards (9.6 rush avg.) and one TD
- **12/20 at BAL:** Saw action at wide receiver and made two catches for 22 yards

2019 (w/ JAX - 16/1)

Appeared in all 16 games and posted 24 receptions for 361 yards (15.0 rec. avg.) and three TDs

- **10/20 at CIN:** Saw action at wide receiver, catching the go-ahead 2-yard TD pass in the fourth quarter
- **11/3 vs. HOU:** Hauled in five receptions for 80 yards (16.0 rec. avg.) and a long reception of 31 yards
- **12/29 vs. IND:** Posted three receptions for 67 yards (22.3 rec. avg.) and one TD ... Also returned three kickoffs for a career-high 110 yards, including a career-long 59-yard return

2018 (w/ JAX - 16/11)

Appeared in all 16 games and recorded 38 receptions for 491 yards and one TD

- **9/9 at NYG:** Started and recorded three receptions for a team-high 54 yards, including a long reception of 31 yards
- **9/16 vs. N.E.:** Started and recorded team highs in receptions (seven) and receiving yards (116), including a 24-yard TD reception ... Caught a TD in his fourth consecutive home game, a franchise record for consecutive home games with a receiving TD
- **10/7 at K.C.:** Started and caught four passes for 70 yards (17.5 rec. avg.)

2017 (w/ JAX - 16/6, 3/0)

Cole's 748 receiving yards were the most by an undrafted rookie in franchise history, surpassing WR **Allen Hurns'** 677 receiving yards in 2014 and second most by a rookie in team history (trailing WR **Justin Blackmon's** 865 yards in 2012) ... His 748 receiving yards were eighth-most by an undrafted rookie WR in NFL history ... Registered 186 receiving yards in Week 15 versus Houston and 108 receiving yards in Week 16 at San Francisco, becoming the first rookie to

post 100-plus receiving yards in consecutive games in franchise history ... His 748 receiving yards were the third most among rookie wide receivers (trailing PIT **JuJu Smith-Schuster** & LAR **Cooper Kupp**) ... His 17.8 yards per reception tied (WR **Cecil Shorts III**, 2012) for highest rate in a single season in franchise history

- **12/3 vs. IND:** Started and recorded three receptions for 49 yards (16.3 rec. avg.) and his first career TD
- **12/10 vs. SEA:** Recorded three receptions and a season- and team-high 99 yards receiving, including a 75-yard TD reception
- **12/17 vs. HOU:** Led the team and recorded career highs with seven receptions for 186 yards and one TD, including a game-long 73-yard reception, which set up FB **Tommy Bohanon's** TD in the third quarter ... First 100-yard receiving game of his career
- **12/24 at S.F.:** Started and had six receptions for a game-high 108 yards

COLLEGE (AT KENTUCKY WESLEYAN, 2013-16)

- Named to the D2football.com All-American First Team, Associated Press Little All-American First Team and the Don Hansen All-American First Team
- Led the nation in kickoffs returned for a TD (two) and ranked second in all-purpose yards (198.1 yards per game) as a senior
- Led the NCAA in receiving yards (1,577), receiving yards per game (141.5) and receiving TDs (21) as a sophomore in 2014

PERSONAL

- Coached by **Tyrann Scroggins** at Central (Ky.) High School, where he was a four-year letterwinner and two-year starter at defensive back, wide receiver and quarterback
- Has one son: Keelan Jr.

REGULAR SEASON STATISTICS

YEAR	TEAM	GP/GS	REC	YDS	AVG.	LG	TD
2017	JAX	16/6	42	748	17.8	75t	3
2018	JAX	16/11	38	491	12.9	35	1
2019	JAX	16/1	24	361	15.0	55	3
2020	JAX	14/5	49	593	12.1	51	5
NFL totals: 4 yrs.		62/23	153	2,193	14.3	75t	12

Single Game Career Highs

Receptions:

7 (three times, last: 12/13/20 vs. TEN)

Receiving yards:

186 (12/17/17 vs. HOU)

Longest reception:

75t (12/10/17 vs. SEA)

Receiving touchdowns:

1 (12 times, last: 12/13/20 vs. TEN)

Additional statistics: eight kick returns for 216 yards (long: 59 yards); four punt returns for 117 yards and one TD

POSTSEASON STATISTICS

YEAR	TEAM	GP/GS	REC	YDS	AVG.	LG	TD
2017	JAX	3/0	3	82	27.3	45	0
NFL totals: 2 yrs.		3/0	3	82	27.3	45	0

2020 GAME-BY-GAME STATISTICS

DATE	OPP	REC	YDS	AVG.	LG	TD
09/13	vs. Indianapolis	5	47	9.4	22	1
09/20	at Tennessee	6	58	9.7	23	1
09/24	vs. Miami	4	43	10.8	16	0
10/04	at Cincinnati	4	46	11.5	20	0
10/11	at Houston	2	25	12.5	13	1
10/18	vs. Detroit	6	143	23.8	51	0
10/25	at L.A. Chargers	1	12	12.0	12	0
BYE WEEK						
11/08	vs. Houston	1	6	6.0	6	0
11/15	at Green Bay	5	47	9.4	13	1
11/22	vs. Pittsburgh	2	26	13.0	17	0
11/29	vs. Cleveland	3	44	14.7	20	0
12/06	at Minnesota	1	7	7.0	7	0
12/13	vs. Tennessee	7	67	9.6	22	1
12/20	at Baltimore	2	22	11.0	14	0
12/27	vs. Chicago					
01/03	at Indianapolis					
2020 totals:		49	593	12.1	51	5

18



CHRIS CONLEY



POSITION: WIDE RECEIVER

HT: 6-3 | **WT:** 205 | **DOB:** 10-25-1992

COLLEGE: GEORGIA

HOMETOWN: DALLAS, GEORGIA

ACQ: UNRESTRICTED FREE AGENT (K.C.) 2019

EXP: 6TH YEAR



@FlightConley



@_Flight_

TRANSACTIONS

Originally drafted by Kansas City in the third round (76th overall) of the 2015 draft ... Signed by Jacksonville on 3/16/19

PRO (GAMES PLAYED/STARTED - 82/51, 5/2)

• Career totals include 181 receptions for 2,370 yards (13.1 rec. avg.) and 13 TDs

2020 (w/ JAX - 13/3)

Named team captain as voted on by his teammates

- **9/13 vs. IND:** Saw action at wide receiver, posting one reception for 6 yards
- **9/20 at TEN:** Saw action at wide receiver, tallying four receptions for 48 yards
- **9/24 vs. MIA:** Started at wide receiver and recorded three receptions for 34 yards
- **10/4 at CIN:** Posted three receptions for 44 yards (14.7 rec. avg.), including a season-long 33-yard reception to set up a fourth-quarter TD
- **10/11 at HOU:** Recorded two receptions for 59 yards, including a season-long 51-yard catch to set up a fourth-quarter TD
- **10/18 vs. DET:** Posted one reception for 6 yards
- **10/25 at LAC:** His lone reception went for 28 yards and a second-half TD
- **11/8 vs. HOU:** Matched his career-high seven receptions for 52 yards
- **11/15 at G.B.:** Started at wide receiver and posted four receptions for 43 yards
- **11/22 vs. PIT:** Saw action at wide receiver, catching one pass for 13 yards
- **11/29 vs. CLE:** Inactive (hip)
- **12/6 at MIN:** Posted two receptions for 12 yards
- **12/13 vs. TEN:** Saw action at wide receiver
- **12/20 at BAL:** Started at wide receiver and posted a 13-yard TD reception

2019 (w/ JAX - 16/14)

Saw action in 16 games with 14 starts .. Set career-bests for receptions (47), receiving yards (775) and receiving avg. (16.5) and tied a career-high with five TDs

- **9/8 vs. K.C.:** Started and recorded a team-high six receptions for a then-career-best 97 yards (16.2 avg.) and one TD
- **10/20 at CIN:** Started and caught three passes for 83 yards (27.7 avg), including a 47-yard reception
- **10/27 vs. NYJ:** Started and posted four receptions for a career-best 103 yards (25.8 rec. avg.), including a career-long 70-yard TD reception
- **12/15 at OAK:** Started and amassed four receptions for 49 yards (12.3 rec. avg.) and two TDs, including the game-winning 4-yard TD reception with 0:31 left in the game from QB Gardner Minshew II
- **12/22 at ATL:** Started and brought in two receptions for 56 yards (28.0 rec. avg.), including a 42-yard TD reception in the fourth quarter

2018 (w/ K.C. - 16/13, 2/1)

Played in 16 games (13 starts) and registered 32 catches for 334 yards and a career-high five TDs for the NFL's No. 3 passing offense (320.4 passing yards per game)

- **11/19 vs. LAR:** Recorded then-career highs in receptions (seven), receiving yards (74) and receiving TDs (two), helping Kansas City score a season-high 51 points

2017 (w/ K.C. - 5/5)

Played in five games and caught 11 passes for 175 yards prior to suffering a torn Achilles and missing the remainder of the season

2016 (w/ K.C. - 16/11, 1/1)

Registered 44 receptions for 530 yards

- **1/15/17 vs. PIT:** Notched two catches for 19 yards in the AFC Divisional

2015 (w/ K.C. - 16/5, 2/0)

Saw action in all 16 regular season games and caught 17 passes for 199 yards and one TD as a rookie in 2015

- **10/25 vs. PIT:** Recorded six catches for 63 yards and one TD
- **1/16/16 vs. N.E.:** Had five catches for 33 yards in the AFC Divisional round

COLLEGE (AT GEORGIA, 2011-14)

- Appeared in 49 games (23 starts), recording 117 receptions for 1,938 yards (16.6 avg.) and 20 TDs
- Recorded five 100-yard receiving games in his college career and led the Bulldogs in receiving yards in 2013 (651 receiving yards) and 2014 (657)

PERSONAL

- Born in Adana, Turkey on an Air Force base. His father, Charles, had a career in the United States Air Force while his mother, Christina, is a high school teacher
- Played football at North Paulding (Dallas, Ga.) High School
- Enjoys surfing in his free time and supported Ocean Conservancy with the NFL's "My Cause My Cleats" initiative in 2019
- Married his wife, Brianna, in May 2019
- Enjoys science-fiction and made and starred in a 26-minute long "Star Wars" fan film "Retribution"
- Wrote, directed and acted in a short film called "Quarantine" July 2020
- Delivered a speech at the Jaguars' team wide march to protest racial inequality and social injustice

REGULAR SEASON STATISTICS

YEAR	TEAM	GP/GS	REC	YDS	AVG.	LG	TD
2015	K.C.	16/5	17	199	11.7	44	1
2016	K.C.	16/11	44	530	12.0	39	0
2017	K.C.	5/5	11	175	15.9	35	0
2018	K.C.	16/13	32	334	10.4	27t	5
2019	JAX	16/14	47	775	16.5	70t	5
2020	JAX	13/3	30	357	11.9	51	2
NFL totals: 6 yrs.		82/51	181	2,370	13.1	70t	13

Single Game Career Highs

Receptions:

7 (two times, last: 11/8/20 vs. HOU)

Receiving yards:

103 (10/27/19 vs. NYJ)

Longest reception:

70t (10/27/19 vs. NYJ)

Receiving touchdowns:

2 (two times, last: 12/15/19 at OAK)

POSTSEASON STATISTICS

YEAR	TEAM	GP/GS	RECS	YDS	AVG.	LG	TD
2015	K.C.	2/0	6	42	7.0	16	1
2016	K.C.	1/1	2	19	9.5	12	0
2018	K.C.	2/1	0	0	-	-	0
NFL totals: 5 yrs.		5/2	8	61	12.2	16	1

2020 GAME-BY-GAME STATISTICS

DATE	OPP	REC	YDS	AVG.	LG	TD
09/13	vs. Indianapolis	1	6	6.0	6	0
09/20	at Tennessee	4	48	12.0	24	0
09/24	vs. Miami	3	34	11.3	18	0
10/04	at Cincinnati	3	44	14.7	33	0
10/11	at Houston	2	58	29.0	51	0
10/18	vs. Detroit	1	6	6.0	6	0
10/25	at L.A. Chargers	1	28	28.0	28	1
BYE WEEK						
11/08	vs. Houston	7	52	7.4	21	0
11/15	at Green Bay	4	43	10.8	18	0
11/22	vs. Pittsburgh	1	13	13.0	13	0
11/29	vs. Cleveland	Inactive				
12/06	at Minnesota	2	12	6.0	9	0
12/13	vs. Tennessee	0	0	-	-	0
12/20	at Baltimore	1	13	13.0	13	1
12/27	vs. Chicago					
01/03	at Indianapolis					
2020 totals:		30	357	11.9	51	2



58



DOUG COSTIN



POSITION: DEFENSIVE TACKLE
HT: 6-2 | **WT:** 295 | **DOB:** 10-5-1997
COLLEGE: MIAMI (OHIO)
HOMETOWN: WEST CHESTER, PENNSYLVANIA
ACQ: ROOKIE FREE AGENT 2020
EXP: ROOKIE



@DougCostin_



@dougcostin_

OVERVIEW

Originally signed as a rookie free agent on April 28, 2020

PRO (GAMES PLAYED/STARTED - 10/7)

• Rookie defensive tackle made the initial 53-man roster after originally signing with the team as a rookie free agent

2020 (w/ JAX - 10/7)

- **9/13 vs. IND:** Inactive
- **9/20 at TEN:** Inactive
- **9/24 vs. MIA:** Inactive
- **10/4 at CIN:** Made his NFL debut at defensive tackle and recorded two tackles, including one tackle for loss
- **10/11 at HOU:** Saw action at defensive tackle and made one tackle
- **10/18 vs. DET:** Saw action at defensive tackle and made four tackles
- **10/25 at LAC:** Made his first career start at defensive tackle and tallied three tackles
- **11/8 vs. HOU:** Started at defensive tackle and made two tackles
- **11/15 at G.B.:** Inactive (concussion)
- **11/22 vs. PIT:** Started at defensive tackle, assisting on two tackles and collecting his first-career pass defended
- **11/29 vs. CLE:** Started at defensive tackle and made two tackles (one solo)
- **12/6 at MIN:** Started at defensive tackle and recorded five tackles (one solo) and one pass defended
- **12/13 vs. TEN:** Started at defensive tackle and tallied four tackles (two solo) and his first-career fumble recovery
- **12/20 at BAL:** Started at defensive tackle and assisted on two tackles

COLLEGE (AT MIAMI OHIO, 2016-19)

- Played in 50 career games and posted 178 tackles, 32.5 tackles for loss, 16.5 sacks and 12 passes defended
- Named First-Team All-MAC and tallied 58 tackles, 12 tackles for loss and 4.0 sacks and received team's Defensive MVP award as a senior in 2019
- Played in and started all 12 games in 2018 and finished season with 52 tackles, 10.5 tackles for loss, 6.0 sacks and two forced fumbles
- Started all 12 games as a sophomore in 2017 and finished the year with 48 tackles, 5.0 sacks and six passes defended
- Recorded 19 tackles as a freshman in 2016

PERSONAL

- Graduated from Bishop Shanahan (Downington, Pa.) High School and earned first-team all-state as a senior
- Son of Douglas, who played college football at West Virginia, and Tina Costin

REGULAR SEASON STATISTICS

YEAR	TEAM	GP/GS	TKL	SOLO	ASST	SACKS	FF	FR	PD	TFL
2020	JAX	10/7	27	8	19	0.0	0	1	2	1
NFL totals: 1 yr.		10/7	27	8	19	0.0	0	1	2	1

Tackles:

5 (three times, last: 12/6/20 at MIN)

Tackles for loss:

1 (10/4/20 at CIN)

Fumble recoveries:

1 (12/13/20 vs. TEN)


Passes defended:

1 (two times, last: 12/6/20 at MIN)

2020 GAME-BY-GAME STATISTICS

DATE	OPP	TKL	SOLO	ASST	SACKS	FF	FR	PD	TFL
09/13	vs. Indianapolis				Inactive				
09/20	at Tennessee				Inactive				
09/24	vs. Miami				Inactive				
10/04	at Cincinnati	2	2	0	0.0	0	0	0	1
10/11	at Houston	1	0	1	0.0	0	0	0	0
10/18	vs. Detroit	4	2	2	0.0	0	0	0	0
10/25	at L.A. Chargers	3	0	3	0.0	0	0	0	0
	BYE WEEK								
11/08	vs. Houston	2	0	2	0.0	0	0	0	0
11/15	at Green Bay				Inactive				
11/22	vs. Pittsburgh	2	0	2	0.0	0	0	1	0
11/29	vs. Cleveland	2	1	1	0.0	0	0	0	0
12/06	at Minnesota	5	1	4	0.0	0	0	1	0
12/13	vs. Tennessee	2	2	4	0.0	0	1	0	0
12/20	at Baltimore	2	0	2	0.0	0	0	0	0
12/27	vs. Chicago								
01/03	at Indianapolis								
2020 totals:		27	8	19	0.0	0	1	2	1

31



NATHAN COTTRELL



POSITION: RUNNING BACK
HT: 5-11 | **WT:** 193 | **DOB:** 8-2-1996
COLLEGE: GEORGIA TECH
HOMETOWN: KNOXVILLE, TENNESSEE
ACQ: ROOKIE FREE AGENT 2020
EXP: ROOKIE



@cottrellnathan31

TRANSACTIONS

Originally signed as a rookie free agent on 4/28/20 ... Waived on 9/5/20 ... Signed by Jacksonville to the practice squad on 9/6/20 ... Promoted to the 53-man active roster on 11/24/20

PRO (GAMES PLAYED/STARTED - 6/0)

2020 (w/ JAX - 6/0)

• Rookie free agent who spent training camp with the Jaguars before joining the team's practice squad

- **9/13 vs. IND:** Designated as a protected practice squad player and was elevated to the active/inactive list on Sept. 12 ... Played 19 snaps on special teams and one snap on offense
- **11/22 vs. PIT:** Designated as a protected practice squad player and was elevated to the active/inactive list on Nov. 21 ... Played 25 snaps on special teams
- **11/29 vs. CLE:** Saw action on special teams, returning two kickoffs for 34 yards
- **12/6 at MIN:** Saw action on special teams and assisted on one tackle
- **12/13 vs. TEN:** Saw action on special teams and returned one kickoff for 16 yards
- **12/20 at BAL:** Saw action on special teams, returning one kickoff 19 yards and recording one special teams tackle

COLLEGE (AT GEORGIA TECH, 2016-19)

- Appeared in 47 games at Georgia Tech and tallied 82 rushing attempts for 654 yards and four TDs and caught six passes for 72 yards
- Also returned 23 kickoffs for 469 yards (20.4 yards per return)

PERSONAL

- Named all-region running back and returner of the year at Knoxville West (Knoxville, Tenn.) High School
- Finished with school-record 5,594 yards and 63 total TDs, including one passing TD

REGULAR SEASON STATISTICS

YEAR	TEAM	GP/GS	RUSHING					RECEIVING				
			NO	YDS	AVG	LG	TD	NO	YDS	AVG	LG	TD
2020	JAX	6/0	0	0	0.0	0	0	0	0	0.0	0	0
NFL totals: 1 yr.			6/0	0	0	0.0	0	0	0	0.0	0	0

2020 GAME-BY-GAME STATISTICS

DATE	OPP	RUSHING					RECEIVING				
		NO	YDS	AVG	LG	TD	NO	YDS	AVG	LG	TD
09/13	vs. IND	0	0	0.0	0	0	0	0	0.0	0	0
09/20	at TEN										
09/24	vs. MIA										
10/04	at CIN										
10/11	at HOU										
10/18	vs. DET										
10/25	at LAC										
	BYE WEEK										
11/08	vs. HOU										
11/15	at G.B.										
11/22	vs. PIT	0	0	0.0	0	0	0	0	0.0	0	0
11/29	vs. CLE	0	0	0.0	0	0	0	0	0.0	0	0
12/06	at MIN	0	0	0.0	0	0	0	0	0.0	0	0
12/13	vs. TEN	0	0	0.0	0	0	0	0	0.0	0	0
12/20	at BAL	0	0	0.0	0	0	0	0	0.0	0	0
12/27	vs. CHI										
01/03	at IND										
2020 totals:		0	0	0.0	0	0	0	0	0.0	0	0

Additional Statistics: four kickoff returns for 69 yards (17.3 avg.), four tackles on special teams



POSITION: TIGHT END
HT: 6-4 | **WT:** 252 | **DOB:** 4-2-1997
COLLEGE: GEORGIA TECH
HOMETOWN: NORTH BELLMORE, NEW YORK
ACQ: SIXTH ROUND (206TH) OF 2020 NFL DRAFT
EXP: ROOKIE



@Tyler_Davis9

OVERVIEW

Originally drafted by Jacksonville in the sixth round (206th overall) of the 2020 draft

PRO (GAMES PLAYED/STARTED - 7/0)

2020 (w/ JAX - 7/0)

- **9/13 vs. IND:** Inactive
- **9/20 at TEN:** Inactive
- **9/24 vs. MIA:** Made his NFL debut at tight end and on special teams
- **10/4 at CIN:** Saw action at tight end and on special teams
- **10/11 at HOU:** Saw action at tight end and on special teams
- **10/18 vs. DET:** Saw action at tight end and on special teams
- **10/25 at LAC:** Inactive
- **11/8 vs. HOU:** Saw action on special teams
- **11/15 at G.B.:** Saw action on special teams
- **11/22 vs. PIT:** Inactive
- **11/29 vs. CLE:** Inactive
- **12/6 at MIN:** Inactive
- **12/13 vs. TEN:** Inactive
- **12/20 at BAL:** Saw action on special teams, serving as the team's holder on field goals and extra points

COLLEGE (AT GEORGIA TECH, 2019; UCONN, 2016-18)

- Transferred as a graduate student from Connecticut to Georgia Tech and played for the Yellow Jackets in 2019
- Played in 12 games and made 11 starts at Georgia Tech, ranking third among all Yellow Jacket pass catchers with 17 receptions for 148 yards and one TD
- Played in 36 games with UConn and amassed 47 receptions for 500 yards and seven TDs
- Began his career as a quarterback prior to switching to tight end ... Utilized on trick plays and completed three passes for 58 yards

PERSONAL

- Played quarterback at Mephram (Bellmore, N.Y.) High School and threw for 1,092 yards and 13 TDs as a senior, while rushing for 1,553 yards and 22 TDs
- Earned a bachelor's degree in financial management at Connecticut and aspires for a career on Wall Street after football
- Father, **Steve**, worked in the music industry with a record label and Tyler grew

REGULAR SEASON RECEIVING STATISTICS

YEAR	TEAM	GP/GS	REC	YDS	AVG.	LG	TD
2020	JAX	7/0	0	0	-	-	0
NFL totals: 1 yr.		7/0	0	0	-	-	0

2020 GAME-BY-GAME STATISTICS

DATE	OPP	REC	YDS	AVG.	LG	TD
09/13	vs. Indianapolis			Inactive		
09/20	at Tennessee			Inactive		
09/24	vs. Miami	0	0	-	-	0
10/04	at Cincinnati	0	0	-	-	0
10/11	at Houston	0	0	-	-	0
10/18	vs. Detroit	0	0	-	-	0
10/25	at L.A. Chargers			Inactive		
	BYE WEEK					
11/08	vs. Houston	0	0	-	-	0
11/15	at Green Bay	0	0	-	-	0
11/22	vs. Pittsburgh			Inactive		
11/29	vs. Cleveland			Inactive		
12/06	at Minnesota			Inactive		
12/13	vs. Tennessee			Inactive		
12/20	at Baltimore	0	0	-	-	0
12/27	vs. Chicago					
01/03	at Indianapolis					
2020 totals:		0	0	-	-	0

NOTE THE QUOTES: ON TE TYLER DAVIS

"Here's a guy that has a great skill set. He was a quarterback coming out of high school and was at Connecticut and transferred to Georgia Tech. And I've got a kid that I coached when I was at Georgia Tech, went back and he's a line coach there and loves him. A couple of other people: Corey Edsall, Randy Edsall's son, was at Connecticut when he was there; we texted, [and he] really loved the kid. So I'm excited. He has a great opportunity in front of him. He has the ability to do it, and we'll see if he's good enough."

- HC Doug Marrone

"The first thing [about Tyler] is toughness. There's also work ethic, intangibles, character, all of those things he has at a ridiculously high level. He has position flexibility. He can play an end of the line tight end, he can play H-back, fullback, slot receiver, and the other piece that is a huge priority is his ability to play special teams. He understands the importance of playing special teams at a very high level. I know Coach [Doug] Marrone, and I know he will love Tyler like we do."

"I've had a lot of great players go to the NFL. I was the defensive coordinator at Florida when we had a great run of draft picks and I think this was one of the ones where I shed a tear as well when Tyler got drafted because I know the level of investment and the level of care that Tyler puts into everything that he does."

- Georgia Tech HC Geoff Collins

"I've only played [tight end] for four years and playing quarterback my whole life definitely gave me a good foundation to build off of but just these past two seasons, especially looking back on my performance and grading myself pretty harshly, you could see the strides that I'm making every single year ... I'm just scratching the surface and I think that obviously being a tight end now and a quarterback in the past definitely helped me out. But now to be able to work with [Jacksonville Tight Ends Coach] Coach Middleton and to work in [Jacksonville Offensive Coordinator] Coach Gruden's offense, I feel like my development is only going to keep getting better."

- TE Tyler Davis



TYLER EIFERT



POSITION: TIGHT END
HT: 6-6 | **WT:** 255 | **DOB:** 9-8-1990
COLLEGE: NOTRE DAME
HOMETOWN: FORT WAYNE, INDIANA
ACQ: UNRESTRICTED FREE AGENT (CIN) 2020
EXP: 8TH YEAR



@TylerEifert



@TylerEifert

TRANSACTIONS

Originally drafted by Cincinnati in the first round (21st overall) of the 2013 draft ... Signed by Jacksonville as an unrestricted free agent on 3/30/20

PRO (GAMES PLAYED/STARTED - 72/41, 2/1)

- Eighth-year tight end who has appeared in 72 games with 41 starts in addition to two postseason contests
- Spent first eight years in Cincinnati before joining Jacksonville prior to the 2020 season
- Career totals include 218 receptions for 2,474 yards (11.3 avg.) and 26 TDs
- Posted career-high numbers in 2015 with 52 catches for 615 yards and 13 TDs en route to his first career Pro Bowl appearance

2020 (w/ JAX - 13/4)

- **9/13 vs. IND:** Posted one reception for 8 yards in Jaguars debut
- **9/20 at TEN:** Started at tight end and recorded three receptions for 36 yards, including a 19-yard TD reception, his first with the Jaguars
- **9/24 vs. MIA:** Caught two passes for 11 yards
- **10/4 at CIN:** Started at tight end and had two receptions for 22 yards
- **10/11 at HOU:** Saw action at tight end and posted three receptions for 16 yards
- **10/18 vs. DET:** Saw action at tight end before exiting the game with a neck injury
- **10/25 at LAC:** Inactive (neck)
- **11/8 vs. HOU:** Posted a season-high four receptions for 48 yards
- **11/15 at G.B.:** Gathered two receptions for 15 yards
- **11/22 vs. PIT:** Posted two receptions for 32 yards
- **11/29 vs. CLE:** Saw action at tight end and hauled in three passes for 16 yards, including a 2-yard TD reception
- **12/6 at MIN:** Saw action at tight end and posted a season-high six receptions for 45 yards (7.5 rec. avg.)
- **12/13 vs. TEN:** Started at tight end, recording two receptions for 22 yards
- **12/20 at BAL:** Started at tight end and made three receptions for a season-high 51 yards (17.0 rec. avg.), including a season-long 28-yard reception

2019 (w/ CIN - 16/4)

Played in all 16 games for the first time in his career ... Posted 43 receptions for 436 yards and three TDs

- **12/22 at MIA:** Caught a 2-point conversion to cut Miami's lead to 8 with 29 seconds remaining and then a 25-yard game-tying TD as time expired that sent the game to OT

2018 (w/ CIN - 4/2)

Appeared in the first four games of the season, recording 15 catches for 179 yards and one TD before suffering a season-ending ankle injury in Week 4

2017 (w/ CIN - 2/1)

Played in two games before being placed on injured reserve on Oct. 12 with a back injury

2016 (w/ CIN - 8/2)

Missed the preseason and first six games of the season to recover from a back injury incurred in the preceding year's Pro Bowl ... Played in Weeks 7-14 and logged 29 receptions for 394 yards and five TDs

- **10/30 vs. WAS:** Posted nine receptions for 102 yards and one TD and converted a pair of third downs
- **11/14 at NYG:** Led team with 96 receiving yards, and his three catches included a career-long 71-yard scamper to set up a first quarter TD

2015 (w/ CIN - 13/12, 1/1)

Played in 13 games with 12 starts and started in the team's AFC Wild Card game ... Had 52 receptions for 615 yards and 13 TDs, all career highs, en route to his first career Pro Bowl appearance ... His 13 TDs were the most ever by a Bengals tight end ... Recipient of the team's Ed Block Courage Award, which honors players who "demonstrate commitment to the values of sportsmanship and courage"

- **9/13 at OAK:** Led the team with nine catches for 104 yards and two TDs
- **10/11 vs. SEA:** Posted eight receptions for 90 yards and two TDs, including a diving, fingertip catch that set up the game-tying FG
- **11/5 vs. CLE:** Recorded three receiving TDs, tying a franchise record for TDs in a game by a tight end

2014 (w/ CIN - 1/1)

Started in the team's season opener before suffering an elbow injury and being placed on injured reserve

2013 (w/ CIN - 15/15, 1/0)

Finished rookie season with 39 catches for 445 yards and two TDs

- **10/20 at DET:** Scored his first NFL TD on a 32-yard reception

COLLEGE (AT NOTRE DAME, 2009-12)

- Played four seasons with the Fighting Irish and started every game as a junior and senior
- His 140 catches were most in school history for a tight end ... Also tallied 1,840 career receiving yards with 11 TDs
- Winner of the 2012 John Mackey Award, given annually to the nation's top college tight end ... Was also voted First-Team All-American by Pro Football Weekly
- Served as a team captain in 2012

PERSONAL

- Attended Bishop Dwenger (Ind.) High School, where he helped lead team to a 14-1 record as a senior, posting 41 catches for 682 yards and 10 TDs and added 97 tackles with four INTs
- Father (Greg) and brother (Grady) played basketball at Purdue
- Married to Rachael in 2020 offseason
- Has three dogs: Jameson, Tank and Arya

REGULAR SEASON RECEIVING STATISTICS

YEAR	TEAM	GP/GS	REC	YDS	AVG.	LG	TD
2013	CIN	15/15	39	445	11.4	61	2
2014	CIN	1/1	3	37	12.3	20	0
2015	CIN	13/12	52	615	11.8	31	13
2016	CIN	8/2	29	394	13.6	71	5
2017	CIN	2/1	4	46	11.5	22	0
2018	CIN	4/2	15	179	11.9	29	1
2019	CIN	16/4	43	436	10.1	27	3
2020	JAX	13/4	33	322	9.8	28	2
NFL totals: 8 yrs.		72/41	218	2,474	11.3	71	26

Single Game Career Highs

Receptions:

9 (two times; last: 10/30/16 vs. WAS)

Receiving yards:

104 (9/13/15 at OAK)

Longest reception:

71 (11/14/16 at NYG)

Touchdowns:

3 (11/5/15 vs. CLE)


POSTSEASON RECEIVING STATISTICS

YEAR	TEAM	GP/GS	REC	YDS	AVG.	LG	TD
2013	CIN	1/0	0	0	-	-	0
2014	CIN	0/0			Did not play		
2015	CIN	1/1	5	58	11.6	18	0
NFL totals: 7 yrs.		2/1	5	58	11.6	18	0

2020 GAME-BY-GAME STATISTICS

DATE	OPP	REC	YDS	AVG.	LG	TD
09/13	vs. Indianapolis	1	8	8.0	8	0
09/20	at Tennessee	3	36	12.0	19	1
09/24	vs. Miami	2	11	5.5	6	0
10/04	at Cincinnati	2	22	11.0	13	0
10/11	at Houston	3	16	5.3	13	0
10/18	vs. Detroit	0	0	0.0	0	0
10/25	at L.A. Chargers			Inactive (neck)		
	BYE WEEK					
11/08	vs. Houston	4	48	12.0	17	0
11/15	at Green Bay	2	15	7.5	8	0
11/22	vs. Pittsburgh	2	32	13.0	17	0
11/29	vs. Cleveland	3	16	5.3	10	1
12/06	at Minnesota	6	45	7.5	13	0
12/13	vs. Tennessee	2	22	11.0	18	0
12/20	at Baltimore	3	51	17.0	28	0
12/27	vs. Chicago					
01/03	at Indianapolis					
2020 totals:		33	322	9.8	28	2

99



DANIEL EKUALE



POSITION: DEFENSIVE TACKLE
HT: 6-3 | **WT:** 276 | **DOB:** 1-3-1994
COLLEGE: WASHINGTON STATE
HOMETOWN: PAGO PAGO, AMERICAN SAMOA
ACQ: PRACTICE SQUAD (JAX) 2020
EXP: 2ND YEAR



@tanielu_ekuale



@danielekuale96

OVERVIEW

Originally signed Cleveland as a rookie free agent on 5/4/18 ... Waived on 9/1/18 ... Signed by Cleveland to the practice squad on 9/2/18 ... Waived on 12/6/18 ... Signed by Cleveland on 1/2/19 ... Waived by Cleveland on 9/5/20 ... Signed by Jacksonville to the practice squad on 9/8/20 ... Promoted to the 53-man roster on 9/28/20 ... *Pronounced Eee-qwall-lay*

PRO (GAMES PLAYED/STARTED - 14/3)

• Second-year defensive tackle has spent time in Cleveland and on the practice squad in Jacksonville

2020 (w/ JAX - 7/3)

- **9/13 vs. IND:** Practice squad
- **9/20 at TEN:** Practice squad
- **9/24 vs. MIA:** Practice squad
- **10/4 at CIN:** Inactive (ankle)
- **10/11 at HOU:** Inactive (ankle)
- **10/18 vs. DET:** Inactive
- **10/25 at LAC:** Inactive
- **11/8 vs. HOU:** Saw action on defense and special teams
- **11/15 at G.B.:** Saw action on defense and special teams
- **11/22 vs. PIT:** Saw action at defensive tackle and assisted on one tackle
- **11/29 vs. CLE:** Saw action on defense and special teams
- **12/6 at MIN:** Registered his first career start at nose tackle and posted two tackles and 1.0 sack
- **12/13 vs. TEN:** Started at nose tackle and totaled a career-best six tackles (two solo)
- **12/20 at BAL:** Started at nose tackle and made one tackle

2019 (w/ CLE - 7/0)

Played in seven games, tallying four tackles (three solo) before being placed on Reserve/Injured because of a calf injury

2018 (w/ CLE - 0/0)

Spent the majority of his rookie season on the practice squad in Cleveland

COLLEGE (AT WASHINGTON STATE, 2013-17)

- Appeared in 51 games (22 starts), totaling 71 career tackles, 3.0 sacks and two forced fumbles
- Played in all 13 games with 12 starts as a senior, recording 17 tackles, 1.0 sack and a forced fumble
- Started in nine of 13 games as a junior in 2016, recording a career-high 23 tackles and a sack

PERSONAL

- Given name is Tanielu Ekuale
- Attended Nuuuuli Technical High School

REGULAR SEASON STATISTICS

YEAR	TEAM	GP/GS	TKL	SOLO	ASST	SACKS	FF	FR	PD	TFL
2019	CLE	7/0	4	3	1	0.0	0	0	0	1
2020	JAX	7/3	11	5	6	1.0	0	0	0	1
NFL totals:		14/3	15	8	7	1.0	0	0	0	2

Tackles:

6 (12/13/20 vs. TEN)

Tackles for loss:

1 (12/6/20 at MIN)

Fumble recoveries:

1 (12/13/20 vs. TEN)

Passes defended:

1 (11/8/20 vs. HOU)

2020 GAME-BY-GAME STATISTICS

DATE	OPP	TKL	SOLO	ASST	SACKS	FF	FR	PD	TFL
09/13	vs. Indianapolis								
09/20	at Tennessee								
09/24	vs. Miami								
10/04	at Cincinnati								
10/11	at Houston								
10/18	vs. Detroit								
10/25	at L.A. Chargers								
BYE WEEK									
11/08	vs. Houston	1	0	1	0.0	0	0	0	0
11/15	at Green Bay	0	0	0	0.0	0	0	0	0
11/22	vs. Pittsburgh	1	0	1	0.0	0	0	0	0
11/29	vs. Cleveland	0	0	0	0.0	0	0	0	0
12/06	at Minnesota	2	2	0	1.0	0	0	0	1
12/13	vs. Tennessee	6	2	4	0.0	0	0	0	0
12/20	at Baltimore	1	1	0	0.0	0	0	0	0
12/27	vs. Chicago								
01/03	at Indianapolis								
2020 totals:		11	5	6	1.0	0	0	0	1



JOE GILES-HARRIS



POSITION: LINEBACKER
HT: 6-2 | **WT:** 234 | **DOB:** 4-1-1997
COLLEGE: DUKE
HOMETOWN: NYACK, NEW YORK
ACQ: PRACTICE SQUAD (JAX) 2019
EXP: 2ND YEAR



@Joe_Giles_Harris44

OVERVIEW

Signed by Jacksonville as an undrafted rookie on 5/10/19 ... Released by Jacksonville on 9/3/19 ... Signed by Jacksonville to the practice squad on 9/5/19 ... Promoted to Jacksonville's 53-man roster on 10/21/19 ... Released by Jacksonville on 11/2/19 ... Signed by Jacksonville to the practice squad on 11/5/19 ... Promoted to Jacksonville's 53-man roster on 12/5/19 ... Released on 9/5/20 ... Signed by Jacksonville to the practice squad on 9/6/20 ... Promoted to the 53-man active roster on 11/21/20 ... Pronounced **JILES-HARRIS**

PRO (GAMES PLAYED/STARTED - 12/2)

• Second-year linebacker who has played in 12 career games with two starts, both in 2020, at linebacker

2020 (w/ JAX - 7/2)

Had spent the season on Jacksonville's practice squad before being promoted to the 53-man roster on Nov. 21

- **11/8 vs. HOU:** Designated as a protected practice squad player and was elevated to the active/inactive list on Nov. 7 ... Saw action at linebacker and on special teams
- **11/15 at G.B.:** Designated as a protected practice squad player and was elevated to the active/inactive list on Nov. 14 ... Saw action on special teams
- **11/22 vs. PIT:** Saw action on special teams and made one tackle
- **11/29 vs. CLE:** Saw action at linebacker and made two tackles (one solo)
- **12/6 at MIN:** Registered his first career start at linebacker and posted five tackles (two solo)
- **12/13 vs. TEN:** Started at linebacker and tallied five tackles (two solo) and his first career sack
- **12/20 at BAL:** Saw action at linebacker and posted two solo tackles, including one tackle for loss

2019 (w/ JAX - 5/0)

Totaled three special teams tackles in five appearances during his rookie campaign ... Spent Weeks 1-7 on the team's practice squad before being activated to the 53-man roster on Oct. 21 ... Was released and re-signed by Jacksonville to the practice squad on Nov. 5 ... Activated to Jacksonville's 53-man roster on Dec 5 prior to Week 14

- **10/27 vs. NYJ:** Made his NFL debut on defense and special teams
- **12/8 vs. LAC:** Notched two special teams tackles
- **12/29 vs. IND:** Posted one tackle

COLLEGE (AT DUKE, 2015-18)

- Started all 34 games in which he appeared at Duke, registering 312 tackles, 9.5 sacks and two INTs
- Became the 20th Duke player in history to reach 300 tackles
- Voted a team captain in 2018 and registered 80 tackles and two passes defended, earning first-team All-ACC honors
- Earned First-Team All-ACC and Third-Team All-American honors by CBS Sports in 2017 after totaling a team-high 125 tackles and career-high 4.5 sacks
- Recorded 107 tackles as a sophomore in 2016
- Finished second in the voting for ACC Defensive Rookie of the Year in 2015

PERSONAL

- Attended St. Josh Regional (Nyack, N.Y.) High School and received first-team all-conference, all-state and all-metro honors as a senior after posting 95 tackles, four INTs and 3.0 sacks
- Father, **John Harris**, lettered three seasons (1984-85-86) in football at Southern Connecticut
- Older brother, William, lettered four seasons (2009-12) as a linebacker at Gannon University
- Younger brother, J.T., is a starter on the Duke lacrosse team

REGULAR SEASON STATISTICS

YEAR	TEAM	GP/GS	TKL	SOLO	ASST	SACKS	FF	FR	PD	INT
2019	JAX	5/0	0	0	0	0.0	0	0	0	0
2020	JAX	7/2	14	7	7	1.0	0	0	0	0
NFL totals: 2 yrs.		12/2	14	7	7	1.0	0	0	0	0

Additional statistics: four special teams tackles

Single Game Career Highs

Tackles:
5 (12/6/20 at MIN)

Tackles for loss:
1 (two times: last; 12/20/20 at BAL)


Sacks:
1.0 (12/13/20 vs. TEN)

Special teams tackles:
2 (12/8/19 vs. LAC)

2020 GAME-BY-GAME STATISTICS

DATE	OPP	TKL	SOLO	ASST	SACKS	FF	FR	PD	TFL	INT
09/13	vs. Indianapolis				Practice squad					
09/20	at Tennessee				Practice squad					
09/24	vs. Miami				Practice squad					
10/04	at Cincinnati				Practice squad					
10/11	at Houston				Practice squad					
10/18	vs. Detroit				Practice squad					
10/25	at L.A. Chargers				Practice squad					
BYE WEEK										
11/08	vs. Houston	0	0	0	0.0	0	0	0	0	0
11/15	at Green Bay	0	0	0	0.0	0	0	0	0	0
11/22	vs. Pittsburgh	0	0	0	0.0	0	0	0	0	0
11/29	vs. Cleveland	2	1	1	0.0	0	0	0	0	0
12/06	at Minnesota	5	2	3	0.0	0	0	0	0	0
12/13	vs. Tennessee	5	2	3	1.0	0	0	0	1	0
12/20	at Baltimore	2	2	0	0.0	0	0	0	1	0
12/27	vs. Chicago									
01/03	at Indianapolis									
2020 totals:		14	7	7	1.0	0	0	0	2	0

Additional statistics: one special teams tackle



MIKE GLENNON



POSITION: QUARTERBACK
HT: 6-7 | **WT:** 225 | **DOB:** 12-12-1989
COLLEGE: NORTH CAROLINA STATE
HOMETOWN: FAIRFAX COUNTY, VIRGINIA
ACQ: FREE AGENT 2020
EXP: 8TH YEAR



@Mike_Glennon



@MikeGlennon8

TRANSACTIONS

Originally drafted by Tampa Bay in the third round (73rd overall) of the 2013 Draft ... Signed by Chicago as an unrestricted free agent on 3/16/18 ... Waived on 3/14/18 ... Signed by Arizona as a free agent on 3/16/18 ... Signed by Oakland as an unrestricted free agent on 3/22/19 ... Signed by Jacksonville as a free agent on 5/12/20

PRO (GAMES PLAYED/STARTED - 32/25)

• Veteran quarterback, who has played in Tampa Bay, Chicago, Arizona and Oakland enters his eighth NFL season and his first in Jacksonville
 • Career totals include 5,763 yards and 39 TDs on 549 of 901 passing (60.9 comp. pct.)

2020 (w/ JAX - 3/3)

- **9/13 vs. IND:** Active but did not play
- **9/20 at TEN:** Active but did not play
- **9/24 vs. MIA:** Active but did not play
- **10/4 at CIN:** Active but did not play
- **10/11 at HOU:** Active but did not play
- **10/18 vs. DET:** Active but did not play
- **10/25 at LAC:** Active but did not play
- **11/8 vs. HOU:** Active but did not play
- **11/15 at G.B.:** Active but did not play
- **11/22 vs. PIT:** Active but did not play
- **11/29 vs. CLE:** Made his first start of the season, completing 20 of 35 attempts for 235 yards and two TDs
- **12/6 at MIN:** Started at quarterback, completing 28 of 42 passes for 280 yards and one TD
- **12/13 vs. TEN:** Started at quarterback, completing 13 of 23 passes for 85 yards prior to being replaced by QB **Gardner Minshew II** in the third quarter
- **12/20 at BAL:** Active but did not play

2019 (w/ OAK - 2/0)

Served as the Raiders' back-up quarterback in two games (**10/20 at G.B.** and **11/24 at NYJ**) and was 6 of 10 for 56 yards and one TD

2018 (w/ ARI - 2/0)

Appeared in two games (**12/16 at ATL** and **12/23 vs. LAR**) as the Cardinals' back-up quarterback and threw for 174 passing yards and one TD for a passer rating of 112.0

2017 (w/ CHI - 4/4)

Started in all four games in which he appeared and finished with 833 passing yards on 93 of 140 attempts with four TDs ... Threw a TD pass in all four starts and completed more than 66 percent of his pass attempts

2016 (w/ T.B. - 2/0)

Appeared in two games serving as the team's back-up quarterback and totaled 75 yards on 10 of 11 passing and one TD

2015 (w/ T.B. - 0/0)

Was active for all 16 games but did not play

2014 (w/ T.B. - 6/5)

Played in six games with five starts and registered 1,417 passing yards on 117 of 203 attempts with 10 TDs, earning an 83.3 passer rating

- **10/12 vs. BAL:** Threw for a career-high 314 yards on 24 of 44 passing with two TDs

2013 (w/ T.B. - 13/13)

Started all 13 games in which he appeared and completed 247 of 416 attempts for 2,608 yards with 19 TDs for a 83.9 passer rating ... Named to PFWA's, ProFootballFocus.com's and ESPN's all-rookie teams ... Became the first rookie in NFL history to throw for at least one TD in each of his first eight career starts and just the fourth rookie in NFL history to post two games with a passer rating of 137.0 or higher

- **11/17 vs. ATL:** Threw for 231 yards on 20 of 23 attempts (87 percent) for two TDs, earning a 137.5 passer rating ... His 87.0 completion percentage ranked as the second-best single-game mark in the NFL that season and the

second-highest in club history

COLLEGE (AT NORTH CAROLINA STATE, 2009-12)

- Played in 36 games with 26 starts in four seasons in Raleigh, N.C.
- Career totals included 7,411 passing yards on 646 of 1,069 attempts and 63 TDs
- Joined **Phillip Rivers** as the only players in school history to throw for 4,000-plus yards in a single season in 2012

PERSONAL

- Attended Westfield High School in Fairfax County, Va.
- Rated the No. 3 quarterback in the nation by Rivals.com and ESPN.com
- Named 2007 Gatorade Player of the Year in Virginia
- Brother, Sean, played quarterback at Virginia Tech from 2004-08

REGULAR SEASON PASSING STATISTICS

YEAR	TEAM	P/S	COMP	ATT	PCT	YDS	AVG	TD	INT	SK	RTG
2013	T.B.	13/13	247	416	59.4	2,608	6.3	19	9	40	83.9
2014	T.B.	6/5	117	203	57.6	1,417	7.0	10	6	16	83.3
2015	T.B.	Active but did not play									
2016	T.B.	2/0	10	11	90.9	75	6.8	1	0	0	125.4
2017	CHI	4/4	93	140	66.4	833	6.0	4	5	8	76.9
2018	ARI	2/0	15	21	71.4	174	8.3	1	0	1	112.0
2019	OAK	2/0	6	10	60.0	56	5.6	1	0	0	108.7
2020	JAX	3/3	61	100	61.0	600	6.0	3	3	2	75.4
NFL totals: 8 yrs.		32/25	549	901	60.9	5,763	6.4	39	23	67	83.3

Single Game Career Highs

Passing completions:
 31 (9/17/17 at T.B.)

Passing attempts:
 51 (10/24/13 at CAR)


Passing yards:
 314 (10/12/14 vs. BAL)

Passer rating:
 138.4 (11/24/13 at DET)

2020 GAME-BY-GAME PASSING STATISTICS

DATE	OPP	P/S	COMP	ATT	PCT	YDS	AVG	TD	INT	SK	RTG
09/13	vs. IND					Active but did not play					
09/20	at TEN					Active but did not play					
09/24	vs. MIA					Active but did not play					
10/04	at CIN					Active but did not play					
10/11	at HOU					Active but did not play					
10/18	vs. DET					Active but did not play					
10/25	at LAC					Active but did not play					
	BYE WEEK										
11/08	vs. HOU					Active but did not play					
11/15	at G.B.					Active but did not play					
11/22	vs. PIT					Active but did not play					
11/29	vs. CLE	1/1	20	35	57.1	235	6.7	2	0	0	96.7
12/06	at MIN	1/1	28	42	66.7	280	6.7	1	2	2	73.5
12/13	vs. TEN	1/1	13	23	56.5	85	3.7	0	1	0	46.5
12/20	at BAL					Active but did not play					
12/27	vs. CHI										
01/03	at IND										
2020 totals:		3/3	61	100	61.0	600	6.0	3	3	2	75.4

Additional statistics: five rushes for 15 yards (3.0 rush avg.)



ADAM GOTSIS



POSITION: DEFENSIVE END
HT: 6-4 | **WT:** 287 | **DOB:** 9-23-1992
COLLEGE: GEORGIA TECH
HOMETOWN: MELBOURNE, AUSTRALIA
ACQ: FREE AGENT 2020
EXP: 5TH YEAR



@gotsis96



@AdamGotsis

OVERVIEW

Originally drafted by Denver in the second round (63rd overall) of the 2016 NFL Draft ... Signed by Jacksonville on 8/2/20 ... Pronounced **GOT-sis**

PRO (GAMES PLAYED/STARTED - 71/41)

- Fifth-year defensive end spent the first four seasons of his career in Denver before signing with Jacksonville in August
- Career totals include 143 tackles, 15 passes defended, 13 tackles for loss, 5.0 sacks, three fumble recoveries and three forced fumbles
- Became the highest-drafted Australian-born player in NFL history
- Competed in Australian Rules Football for eight years before playing American Rules Football for the Monash Warriors in Melbourne, Victoria, Australia.

2020 (w/ JAX - 14/13)

- **9/13 vs. IND:** Started at defensive end and tallied three tackles in his Jaguars debut
- **9/20 at TEN:** Started at defensive end and recorded four tackles (three solo), including one tackle for loss
- **9/24 vs. MIA:** Started at defensive end and made two tackles, including one tackle for loss
- **10/4 at CIN:** Started at defensive end and saw action on special teams
- **10/11 at HOU:** Saw action at defensive end and collected two tackles
- **10/18 vs. DET:** Started at defensive end and posted two tackles, including one tackle for loss, and one pass defended
- **10/25 at LAC:** Started at defensive end and tallied one tackle for loss
- **11/15 at G.B.:** Started at defensive end and posted a season-high five tackles
- **11/22 vs. PIT:** Started at defensive end, assisting on one tackle and recording one QB hit
- **11/29 vs. CLE:** Started at defensive end and notched five tackles (three solo)
- **12/6 at MIN:** Started at defensive end and assisted on one tackle
- **12/13 vs. TEN:** Made his 40th career start at defensive end, assisting on three tackles and notching one tackle for loss
- **12/20 at BAL:** Started at defensive end and tallied four tackles (three solo), one forced fumble and one pass defended

2019 (w/ DEN - 9/3)

Appeared in nine games with three starts before missing the last three contests due to a knee injury

2018 (w/ DEN - 16/12)

Played in all 16 games and registered 38 tackles (25 solo), six passes defended and 3.0 sacks

- **12/15 vs. CLE:** Tied a career high with six tackles, including a strip sack and a fourth-down tackle for loss in the fourth quarter

2017 (w/ DEN - 16/13)

Totaled 41 tackles (28 solo), four passes defended and 2.0 sacks

- **9/17:** Earned his first NFL start and made four tackles

2016 (w/ DEN - 16/0)

Tallied 14 tackles (five solo), one pass defended and one fumble recovery in his rookie season

COLLEGE (AT GEORGIA TECH, 2012-15)

- Appeared in 48 games (37 starts), totaling 110 tackles (69 solo), 12.5 sacks, two INTs, two fumble recoveries and four blocked kicks
- Named to the All-ACC Second Team by both the media and coaches as a junior

PERSONAL

- Attended Kew High School in Abbotsford, Victoria, Australia
- Competed in Australian Rules Football for eight years before playing American Rules Football in the Gridiron Victoria (club league with 13 teams across the state of Victoria) for the Monash Warriors in Melbourne

REGULAR SEASON STATISTICS

YEAR	TEAM	GP/GS	TKL	SOLO	ASST	SACKS	FF	FR	PD	TFL
2016	DEN	16/0	14	5	9	0.0	0	1	1	0
2017	DEN	16/13	41	28	13	2.0	0	1	4	4
2018	DEN	16/12	38	25	13	3.0	2	1	6	4
2019	DEN	9/3	16	11	5	0.0	0	0	2	1
2020	JAX	14/13	34	15	19	0.0	1	0	2	4
NFL totals: 5 yrs.		71/41	143	84	59	5.0	3	3	15	13

Single Game Career Highs

Tackles:

6 (two times, last: 12/15/18 vs. CLE)

Sacks:

1.0 (five times, last: 12/24/18 at OAK)

Forced fumbles:

1 (two times, last: 12/15/18 vs. CLE)

Fumble recoveries:

1 (three times, last: 10/7/18 at NYJ)

Passes defended:

2 (9/9/18 vs. SEA)

2020 GAME-BY-GAME STATISTICS

DATE	OPP	TKL	SOLO	ASST	SACKS	FF	FR	PD	TFL
09/13	vs. Indianapolis	3	1	2	0.0	0	0	0	0
09/20	at Tennessee	4	3	1	0.0	0	0	0	1
09/24	vs. Miami	2	1	1	0.0	0	0	0	1
10/04	at Cincinnati	0	0	0	0.0	0	0	0	0
10/11	at Houston	2	1	1	0.0	0	0	0	0
10/18	vs. Detroit	2	2	0	0.0	0	0	1	1
10/25	at L.A. Chargers	1	0	1	0.0	0	0	0	0
BYE WEEK									
11/08	vs. Houston	1	1	0	0.0	0	0	0	1
11/15	at Green Bay	5	0	5	0.0	0	0	0	0
11/22	vs. Pittsburgh	1	0	1	0.0	0	0	0	0
11/29	vs. Cleveland	5	3	2	0.0	0	0	0	0
12/06	at Minnesota	1	0	1	0.0	0	0	0	0
12/13	vs. Tennessee	3	0	3	0.0	0	0	0	1
12/20	at Baltimore	4	3	1	0.0	1	0	1	0
12/27	vs. Chicago								
01/03	at Indianapolis								
2020 totals:		34	15	19	0.0	1	0	2	4



TRE HERNDON



POSITION: CORNERBACK
HT: 5-11 | **WT:** 185 | **DOB:** 3-5-1996
COLLEGE: VANDERBILT
HOMETOWN: CHATTANOOGA, TENNESSEE
ACQ: ROOKIE FREE AGENT 2018
EXP: 3RD YEAR



@_423hern



@423hern_

TRANSACTIONS

Originally signed by Jacksonville as an undrafted rookie on 4/30/18

PRO (GAMES PLAYED/STARTED - 41/24)

• Third-year cornerback who has totaled 127 career tackles (103 solo), 18 passes defended and three INTs

2020 (w/ JAX - 14/10)

- **9/13 vs. IND:** Started at cornerback and made four tackles and one pass defended
- **9/20 at TEN:** Started at cornerback and registered two tackles
- **9/24 vs. MIA:** Started at cornerback and made five tackles
- **10/4 at CIN:** Started at cornerback and made two tackles
- **10/11 at HOU:** Started at nickel cornerback and made six tackles
- **10/18 vs. DET:** Saw action at nickel cornerback and recorded one pass defended
- **10/25 at LAC:** Saw action at nickel cornerback and posted five tackles
- **11/8 vs. HOU:** Saw action at nickel cornerback and made four tackles, including his first career sack
- **11/15 at G.B.:** Saw action at nickel corner and collected six tackles, including one tackle for loss
- **11/22 vs. PIT:** Started at cornerback and notched a season-high seven tackles and one pass defended
- **11/29 vs. CLE:** Started at cornerback and made four tackles (two solo)
- **12/6 at MIN:** Started at cornerback, tying a career-best nine tackles (eight solo), including one tackle for loss, and one pass defended
- **12/13 vs. TEN:** Started at cornerback, tying a career-best nine tackles (seven solo) and notched one pass defended
- **12/20 at BAL:** Started at cornerback and made three tackles (two solo)

2019 (w/ JAX - 16/14)

Appeared in all 16 games, making 14 starts and led the team in both passes defended (13) and INTs (three) ... Also amassed 54 tackles (41 solo)

- **9/15 at HOU:** Recorded his first career start at cornerback, registering four tackles (three solo) and one pass defended
- **10/13 vs. N.O.:** Started at left cornerback and posted a game-high and career-high nine tackles (six solo), including one tackle for loss
- **10/27 vs. NYJ:** Started and posted two tackles and the first two INTs of his career ... Became the first Jaguars player since CB **Jalen Ramsey** (11/18/18 vs. PIT) to post multiple INTs in a single game
- **12/22 at ATL:** Started and posted three solo tackles, two passes defended and one INT

2018 (w/ JAX - 11/0)

Tallied seven tackles (six solo) in 11 appearances

- **9/9 at NYG:** Saw action on special teams and recorded one special teams tackle in his NFL debut

COLLEGE (AT VANDERBILT, 2015-17)

- Played both outside cornerback and nickel back for the Commodores
- Appeared in 48 career games with 36 starts and totaled 126 tackles (93 solo), 25 passes defended, 2.5 tackles for a loss, 2.0 sacks and two INTs
- Started 29 consecutive games over his sophomore to senior season

PERSONAL

- Three-year starter at East Hamilton (Chattanooga, Tenn.) High School where he helped the Hurricanes to 10-3 record and 5A state playoffs in his senior year
- Named to Chattanooga Times-Free Press' "Best of Preps Team" and sportswriters' First-Team All-State squad
- First football player from East Hamilton High School to sign a SEC scholarship
- Son of Sabrina and **Willie Herndon Jr.**
- Has two dogs, a hound mix named Rambo and an American bull dog named Ali
- Herndon, along with his girlfriend, Teryleanna, donated 10,000 meals to Feeding Northeast Florida to those in need during COVID-19.
- "Really the thought of it all got started going back to my days at Vanderbilt, Herndon said. "I studied sociology and just ever since then, I have grown a passion for [helping out] areas with poverty, people with poverty and low-income areas. Last year, I did an event in my hometown, Chattanooga, Tennessee where I fed a couple hundred people at a soup kitchen. Since then, I have made it a point to try to do something like that every year where I can help out a community that is going through those kind of things. With this virus going on right now and knowing that I am a part of another community, I felt that helping Northeast Florida in any kind of way ... Those who may not be as fortunate to have money for meals and have to use their money for hand sanitizer and other supplies to protect themselves. I felt it was a great opportunity to help out another community that I'm a part of."

REGULAR SEASON STATISTICS

YEAR	TEAM	GP/GS	TKL	SOLO	ASST	SACKS	FF	FR	PD	INT
2018	JAX	11/0	7	6	1	0.0	0	0	0	0
2019	JAX	16/14	54	41	13	0.0	0	0	13	3
2020	JAX	14/10	66	56	10	1.0	0	0	5	0
NFL totals: 3 yrs.		41/24	127	103	24	1.0	0	0	18	3

Additional statistics: seven special teams tackles: six in 2018, one in 2019

Single Game Career Highs

Tackles:

9 (three times; last: 12/13/20 vs. TEN)

Passes Defended:

2 (four times; last: 12/22/19 at ATL)

Interceptions:

2 (10/27/19 vs. NYJ)

2020 GAME-BY-GAME STATISTICS

DATE	OPP	TKL	SOLO	ASST	SACKS	FF	FR	PD	INT
09/13	vs. Indianapolis	4	4	0	0.0	0	0	1	0
09/20	at Tennessee	2	2	0	0.0	0	0	0	0
09/24	vs. Miami	5	5	0	0.0	0	0	0	0
10/04	at Cincinnati	2	2	0	0.0	0	0	0	0
10/11	at Houston	6	6	0	0.0	0	0	0	0
10/18	vs. Detroit	0	0	0	0.0	0	0	1	0
10/25	at L.A. Chargers	5	3	2	0.0	0	0	0	0
BYE WEEK									
11/08	vs. Houston	4	4	0	1.0	0	0	0	0
11/15	at Green Bay	6	4	2	0.0	0	0	0	0
11/22	vs. Pittsburgh	7	7	0	0.0	0	0	1	0
11/29	vs. Cleveland	4	2	2	0.0	0	0	0	0
12/06	at Minnesota	9	8	1	0.0	0	0	1	0
12/13	vs. Tennessee	9	7	2	0.0	0	0	1	0
12/20	at Baltimore	3	2	1	0.0	0	0	0	0
12/27	vs. Chicago								
01/03	at Indianapolis								
2020 totals:		66	56	10	1.0	0	0	5	0



MYLES JACK



POSITION: LINEBACKER

HT: 6-1 | **WT:** 244 | **DOB:** 9-3-1995

COLLEGE: UCLA

HOMETOWN: SCOTTSDALE, ARIZONA

ACQ: SECOND ROUND (36TH) OF 2016 DRAFT

EXP: 5TH YEAR

TRANSACTIONS

Originally drafted by Jacksonville in the second round (36th overall) of the 2016 draft utilizing a pick obtained from Baltimore for Jaguars' second (38th overall)- and fifth (146th overall)-round choices ... Signed contract extension with Jacksonville on 9/2/19 ... Placed on reserve/injured by Jacksonville on 12/5/19

PRO (GAMES PLAYED/STARTED - 71/65, 3/3)

- Made his NFL debut in the team's season opener in 2016
- Career totals include 390 tackles, including 16 tackles for loss, 14 passes defended, 6.5 sacks, four fumble recoveries and three INTs

2020 (w/ JAX - 12/12)

Named team captain as voted on by his teammates

- **9/13 vs. IND:** Started at linebacker and finished second on the team with 11 tackles ... Tallied a second-quarter sack on QB **Jacoby Brissett** that stalled an Indianapolis drive at the Jacksonville 2-yard line
- **9/20 at TEN:** Started at linebacker and led the team with 11 tackles (six solo) and tallied one pass defended
- **9/24 vs. MIA:** Started at linebacker and led the team with 11 tackles, marking his third straight game with 11 tackles.
- **10/4 at CIN:** Started at linebacker and tallied four tackles and an INT in which he wrestled the ball from from TE **Drew Sample** in the end zone ... Exited the game with an ankle injury
- **10/11 at HOU:** Inactive (ankle)
- **10/18 vs. DET:** Started at linebacker and made four tackles, including one tackle for loss, before exiting the game with an ankle injury
- **10/25 at LAC:** Inactive (ankle)
- **11/8 vs. HOU:** Started at linebacker and led the team with 11 tackles, including one tackle for loss and also added one forced fumble and one pass defended
- **11/15 at G.B.:** Started at linebacker and made eight tackles and posted a 16-yard fumble recovery to set up a Jaguars TD
- **11/22 vs. PIT:** Started at linebacker and compiled five tackles (three solo) and one tackle for loss
- **11/29 vs. CLE:** Started at linebacker and notched a team-high nine tackles (three solo) and one tackle for loss
- **12/6 at MIN:** Started at linebacker and totaled 11 tackles (six solo) and one fumble recovery
- **12/13 vs. TEN:** Started at linebacker and tallied 10 tackles (seven solo) and one tackle for loss
- **12/20 at BAL:** Started at linebacker and amassed 10 tackles (seven solo) and one pass defended

2019 (w/ JAX - 11/11)

Started in 11 games before being placed on the reserve/injured list on Dec. 5 with a knee injury ... Finished the season with 66 tackles (42 solo), four passes defended, three tackles for loss, one INT and a 0.5 sack

- **9/15 at HOU:** Started and recorded seven tackles (four solo) and 0.5 sacks
- **9/29 at DEN:** Started at middle linebacker, posting six tackles (three solo)
- **10/6 at CAR:** Started and tallied a team-leading nine tackles (three solo), two passes defended and one TFL
- **10/13 vs. N.O.:** Started and collected eight tackles (three solo)
- **10/20 at CIN:** Started at middle linebacker, amassing five tackles, two passes defended and his second career INT
- **11/17 at IND:** Led team with nine tackles (seven solo)

2018 (w/ JAX - 16/16)

Started all 16 games for the second consecutive season and recorded his first career 100-plus tackle season ... Played every snap on defense in 2018 (1,020 snaps) and was one of three players in the NFL to play 100 percent of his team's defensive snaps (DEN S **Justin Simmons** & PHI S **Malcolm Jenkins**)

- **9/9 at NYG:** Led the team with 10 tackles (seven solo) and added an INT, which he returned 32 yards for a TD
- **12/2 vs. IND:** Started at middle linebacker and recorded 10 tackles (seven solo) and one fumble recovery, which led to a second quarter field goal
- **12/6 at TEN:** Started at middle linebacker and led the team with a season-high 13 tackles (eight solo), including 1.0 sack

2017 (w/ JAX - 16/16, 3/3)

Regularly started at strongside linebacker, but played all three linebacker positions throughout the course of the year

- **9/10 at HOU:** Started at strongside linebacker and led the team with 14 tackles (eight solo), including one tackle for loss
- **1/21 at N.E.:** Started in the AFC Championship game and recorded seven tackles (six solo) and one forced fumble, which he also recovered

2016 (w/ JAX - 16/10)

Played in all 16 games making 10 starts during his rookie year ... Totaled 22 tackles (16 solo)

- **9/11 vs. G.B.:** Played in 12 snaps on special teams in NFL and team debut
- **10/2 vs. IND:** Earned his first career start and made four tackles (three solo) and one pass defended

COLLEGE (AT UCLA, 2013-15)

- Saw action on both sides of the ball in 29 career games and totaled 178 tackles (116 solo), 23 passes defended, 15 tackles for a loss and two fumble recoveries defensively, while rushing 68 times for 387 yards and 11 TDs
- Started all 13 games at linebacker in 2014 and was second on the team with 88 tackles, eight for loss and seven passes defended, while rushing 28 times for 113 yards and three TDs
- Second-Team All-Pac 12 in 2014
- Named both Offensive and Defensive Freshman of the Year in the Pac-12 by the coaches after posting 75 tackles, 11 passes defended and two INTs, while rushing for 267 yards and seven TDs on 38 attempts
- Finalist for the Paul Hornung Award as the nation's most versatile player in 2013

PERSONAL

- A four-star recruit from Bellevue (Wash.) High School, according to both Scout.com and Rivals.com
- Ranked as the nation's No. 4 outside linebacker and No. 1 in the west
- Also played running back in high school for an offense that averaged more than 46 points per game his senior season
- Selected to play in the U.S. Army All-American game, where he posted five tackles
- Earned letters in track (three) and basketball (one)
- Paid the electric bills for elderly residents in 31 homes around the Jacksonville community through a one-time donation to the Jacksonville Electric Authority

REGULAR SEASON STATISTICS

YEAR	TEAM	GP/GS	TKL	SOLO	ASST	SACKS	FF	FR	PD	TFL	INT
2016	JAX	16/10	22	16	6	0.5	0	0	2	1	0
2017	JAX	16/16	90	66	24	2.0	0	1	3	5	0
2018	JAX	16/16	107	75	32	2.5	1	1	1	1	1
2019	JAX	11/11	66	42	24	0.5	0	0	4	3	1
2020	JAX	12/12	105	61	44	1.0	1	2	4	6	1
NFL totals: 5 yrs.		71/65	390	260	130	6.5	2	4	14	16	3

Single Game Career Highs

Tackles:

14 (9/10/17 at HOU)

Passes defended:

2 (twice; last: 10/20/19 at CIN)

Interceptions:

1 (three times; last: 10/4/20 at CIN)

Fumble recoveries:


1 (four times; last: 12/6/20 at MIN)

POSTSEASON STATISTICS

YEAR	TEAM	GP/GS	TKL	SOLO	ASST	SACKS	FF	FR	PD	TFL	INT
2017	JAX	3/3	19	16	3	1.0	1	1	3	2	1
NFL totals: 3 yrs.		3/3	19	16	3	1.0	1	1	3	2	1

2020 GAME-BY-GAME STATISTICS

DATE	OPP	TKL	SOLO	ASST	SACKS	FF	FR	PD	TFL	INT
09/13	vs. Indianapolis	11	8	3	1.0	0	0	0	1	0
09/20	at Tennessee	11	6	5	0.0	0	0	1	0	0
09/24	vs. Miami	11	7	4	0.0	0	0	0	0	0
10/04	at Cincinnati	4	3	1	0.0	0	0	1	0	1
10/11	at Houston				Inactive (ankle)					
10/18	vs. Detroit	4	3	1	0.0	0	0	0	1	0
10/25	at L.A. Chargers				Inactive (ankle)					
BYE WEEK										
11/08	vs. Houston	11	6	5	0.0	1	0	1	1	0
11/15	at Green Bay	8	3	5	0.0	0	1	0	0	0
11/22	vs. Pittsburgh	5	3	2	0.0	0	0	0	1	0
11/29	vs. Cleveland	9	3	6	0.0	0	0	0	1	0
12/06	at Minnesota	11	6	5	0.0	0	1	0	0	0
12/13	vs. Tennessee	10	7	3	0.0	0	0	0	1	0
12/20	at Baltimore	10	7	3	0.0	0	0	1	0	0
12/27	vs. Chicago									
01/03	at Indianapolis									
2020 totals:		105	61	44	1.0	1	2	4	6	1



COLLIN JOHNSON



POSITION: WIDE RECEIVER
HT: 6-6 | **WT:** 222 | **DOB:** 9-23-1997
COLLEGE: TEXAS
HOMETOWN: SAN JOSE, CALIFORNIA
ACQ: FIFTH ROUND (165TH) OF 2020 NFL DRAFT
EXP: ROOKIE



@Call_In_Johnson



@Call_In_Johnson

OVERVIEW

Originally drafted by Jacksonville in the fifth round (165th overall) of the 2020 draft

PRO (GAMES PLAYED/STARTED - 14/0)

2020 (w/ JAX - 14/0)

- **9/13 vs. IND:** Saw action at wide receiver, posting a 14-yard reception to convert on third down in the third quarter, and contributed on special teams in his NFL debut
- **9/20 at TEN:** Saw action at wide receiver and on special teams
- **9/24 vs. MIA:** Saw action at wide receiver and made one catch for 3 yards
- **10/4 at CIN:** Saw action at wide receiver and on special teams
- **10/11 at HOU:** Collected three receptions for 30 yards, including his first career TD in the fourth quarter on a 4-yard catch
- **10/18 vs. DET:** Saw action at wide receiver and on special teams
- **10/25 at LAC:** Saw action at wide receiver, posting one reception for 13 yards, and on special teams
- **11/8 vs. HOU:** Posted one reception for 9 yards
- **11/15 at G.B.:** Saw action at wide receiver and on special teams
- **11/22 vs. PIT:** Saw action at wide receiver and on special teams
- **11/29 vs. CLE:** Saw action at wide receiver, hauling in four receptions for a career-high 96 yards, including a 46-yard TD reception
- **12/6 at MIN:** Saw action at wide receiver and made four receptions for 66 yards (16.5 rec. avg.)
- **12/13 vs. TEN:** Saw action at wide receiver, collecting two receptions for 33 yards
- **12/20 at BAL:** Saw action at wide receiver and made one reception for 8 yards before exiting the game with a hamstring injury

COLLEGE (AT TEXAS, 2016-19)

- Played in 45 games and made 29 starts, finishing his career with 188 receptions (sixth-most in school history) for 2,624 yards (fifth-most in school history) and 15 TDs
- Made at least two catches in 40 of the 45 games he played in during his career, the second-most among active Power Five receivers during that span

PERSONAL

- Played at Valley Christian (California) High School and set career school records with 1,176 yards and 17 TDs
- Engaged to his fiancé, Sara, in June 2020

FAMILY TIES

When WR **Collin Johnson** made his college debut in 2016, he became the fourth member of his family to play football at Texas. Johnson's father, **Johnnie** (pictured right) was a two-time consensus First-Team All-American (1978-1979) with the Longhorns and was a first-round choice by the Los Angeles Rams. Johnnie played with his brother, **Bobby** (1978-81), who was also a defensive back at Texas.

Similar to his father, Collin played at Texas with his brother, **Kirk** (pictured middle). Kirk played in 21 career games with the Longhorns and rushed 12 times for 59 yards.



REGULAR SEASON RECEIVING STATISTICS

YEAR	TEAM	GP/GS	REC	YDS	AVG.	LG	TD
2020	JAX	14/0	18	272	15.1	46t	2
NFL totals: 1 yr.		14/0	18	272	15.1	46t	2

2020 GAME-BY-GAME STATISTICS

DATE	OPP	REC	YDS	AVG.	LG	TD
09/13	vs. Indianapolis	1	14	14.0	14	0
09/20	at Tennessee	0	0	-	-	0
09/24	vs. Miami	1	3	3.0	3	0
10/04	at Cincinnati	0	0	-	-	0
10/11	at Houston	3	30	10.0	19	1
10/18	vs. Detroit	0	0	-	-	0
10/25	at L.A. Chargers	1	13	13.0	13	0
BYE WEEK						
11/08	vs. Houston	1	9	9.0	9	0
11/15	at Green Bay	0	0	-	-	0
11/22	vs. Pittsburgh	0	0	-	-	0
11/29	vs. Cleveland	4	96	24.0	46t	1
12/06	at Minnesota	4	66	16.5	34	0
12/13	vs. Tennessee	2	33	16.5	27	0
12/20	at Baltimore	1	8	8.0	8	0
12/27	vs. Chicago					
01/03	at Indianapolis					
2020 totals:		18	272	15.1	46t	2

Single Game Career Highs

Receptions:

4 (twice; last: 12/6/20 at MIN)

Receiving yards:

96 (11/29/20 vs. CLE)

Longest reception:

46t (11/29/20 vs. CLE)

Receiving touchdowns:

1 (two times, last: 11/29/20 vs. CLE)

NOTE THE QUOTES: ON COLLIN JOHNSON

"It's different than what we have; he's a guy that's 6-6, 222 pounds, he can run real well, just a different element. Now when you look across the board we have different types and it's always good to have that and obviously we are looking for him to come in here and perform. He has an opportunity to win a job, has an opportunity to be a good playmaker when you look at his catch radius and where he's at."

- HC Doug Marrone

"As a competitor you want to get taken off the board as soon as possible, but that feeling when you get the call is unbelievable and you know the team that believed in me, I just can't wait to go to work for them. And being with the Jaguars I'm so excited to be a part of that franchise ... My height is definitely a benefit. I know how to change direction, then drop my hips and get in and out of my breaks as a big guy. I'm looking forward to getting to work and just continuing to perfect my game, but I do think I bring a lot to the table and I'm excited to help the Jaguars win games."

"We have the blessings of my dad's hard work and I want to do everything to be my best and show my dad that all his work paid off. After that, I want to raise my kids pretty much the same way my dad raised me. No father could really do better."

- WR Collin Johnson

"He's coming from an unbelievable family, a football family. His dad, **Johnnie**, was an All-American here, is in the College Football Hall of Fame and played eight or nine years in the NFL, so he comes from an NFL family. He was just a pro's pro and a guy that everybody loved to be around. He was a captain at the University of Texas, that says a lot about his character."

- Texas HC Tom Herman



JOSH JONES



POSITION: SAFETY
HT: 6-2 | **WT:** 220 | **DOB:** 9-20-1994
COLLEGE: NORTH CAROLINA STATE
HOMETOWN: WALLED LAKE, MICHIGAN
ACQ: WAIVERS (DALLAS) 2020
EXP: 4TH YEAR



@JoshJones11_



@JJones27_

TRANSACTIONS

Originally drafted by Green Bay in the second round (61st overall) in the 2017 NFL Draft ... Waived on 8/25/19 ... Signed by Dallas to the practice squad on 10/2/19 ... Promoted to the 53-man roster on 11/16/19 ... Waived on 12/28/19 ... Claimed off waivers by Jacksonville on 1/2/20

PRO (GAMES PLAYED/STARTED - 46/23)

- Fourth-year safety who has appeared in 46 games with 23 starts
- Career totals include 195 tackles (145 solo), eight passes defended, 3.0 sacks and two INTs

2020 (w/ JAX - 11/11)

Placed on injured reserve with a chest injury on Nov. 14 ... Activated from injured reserve on Dec. 5

- **9/13 vs. IND:** Started at strong safety and tied a career high and led the team with 12 tackles in his Jaguars debut
- **9/20 at TEN:** Started at strong safety and tallied seven tackles (three solo)
- **9/24 vs. MIA:** Started at strong safety and made eight tackles
- **10/4 at CIN:** Started at strong safety and led the team with 11 tackles
- **10/11 at HOU:** Started at strong safety and tallied two tackles
- **10/18 vs. DET:** Started at strong safety and posted nine tackles
- **10/25 at LAC:** Started at strong safety and collected eight tackles
- **11/8 vs. HOU:** Started at strong safety and registered five tackles
- **12/6 at MIN:** Started at strong safety and tallied 10 tackles (seven solo)
- **12/13 vs. TEN:** Started at strong safety, posting three tackles (one solo) before exiting the game with a shoulder injury
- **12/20 at BAL:** Started at strong safety and tallied two solo tackles and one INT, his first since 2017 and the second of his career

2019 (w/ DAL - 6/0)

Spent Weeks 5-10 on the team's practice squad before promotion to the 53-man active roster ... Played in the following six games, making one solo tackle

2018 (w/ G.B. - 13/5)

Appeared in 13 games with five starts, totaling 51 tackles (36 solo), two passes defended and 1.0 sacks

- **12/23 at NYJ:** Tied his career high with 12 tackles (six solo)

2017 (w/ G.B. - 16/7)

Played in all 16 games with seven starts as a rookie and posted 67 tackles (56 solo), five passes defended and 2.0 sacks

- **9/24 vs. CIN:** Made first career start and tallied 12 tackles (11 solo), including 2.0 sacks

COLLEGE (AT NORTH CAROLINA STATE, 2014-16)

- Started in 28 of 32 games played in three seasons in Raleigh, N.C. and finished each season in the top five on the team in tackles (No. 5 in 2014, No. 3 in 2015 and No. 1 in 2016)
- Named Honorable Mention All-Atlantic Coast Conference in 2016

PERSONAL

- Attended Walled Lake (Mich.) Western High School, where he lettered two years in football and one year in track and field
- Played safety, running back, wide receiver and cornerback
- As a senior, recorded 95 tackles, five INTs and two fumbles returned for TD while rushing for 668 yards and 19 TDs and totaling 303 receiving yards with four TDs

REGULAR SEASON STATISTICS

YEAR	TEAM	GP/GS	TKL	SOLO	ASST	SACKS	FF	FR	PD	INT
2017	G.B.	16/7	67	56	11	2.0	0	0	5	1
2018	G.B.	13/5	51	36	15	1.0	0	0	2	0
2019	DAL	6/0	1	1	0	0.0	0	0	0	0
2020	JAX	11/11	76	52	24	0.0	0	0	1	1
NFL totals: 4 yrs.		46/23	195	145	50	3.0	0	0	8	2

Single Game Career Highs

Tackles:

12 (three times, last: 9/13/20 vs. IND)

Sacks:

2.0 (9/24/17 vs. CIN)

Passes defended:

3 (12/10/17 at CLE)

Interceptions:

1 (two times: last; 12/20/20 at BAL)

Additional Statistics: Eight special teams tackles

2020 GAME-BY-GAME STATISTICS

DATE	OPP	TKL	SOLO	ASST	SACKS	FF	FR	PD	INT
09/13	vs. Indianapolis	12	6	6	0.0	0	0	0	0
09/20	at Tennessee	7	3	4	0.0	0	0	0	0
09/24	vs. Miami	8	7	1	0.0	0	0	0	0
10/04	at Cincinnati	11	7	4	0.0	0	0	0	0
10/11	at Houston	2	2	0	0.0	0	0	0	0
10/18	vs. Detroit	9	8	1	0.0	0	0	0	0
10/25	at L.A. Chargers	8	6	2	0.0	0	0	0	0
BYE WEEK									
11/08	vs. Houston	5	3	2	0.0	0	0	0	0
11/15	at Green Bay				Injured reserve				
11/22	vs. Pittsburgh				Injured reserve				
11/29	vs. Cleveland				Injured reserve				
12/06	at Minnesota	10	7	3	0.0	0	0	0	0
12/13	vs. Tennessee	3	1	2	0.0	0	0	0	0
12/20	at Baltimore	2	2	0	0.0	0	0	1	1
12/27	vs. Chicago								
01/03	at Indianapolis								
2020 totals:		76	52	24	0.0	0	0	1	1



SIDNEY JONES IV



POSITION: CORNERBACK
HT: 6-0 | **WT:** 181 | **DOB:** 5-21-1996
COLLEGE: WASHINGTON
HOMETOWN: WEST COVINA, CALIFORNIA
ACQ: PRACTICE SQUAD (JAX) 2020
EXP: 4TH YEAR



@SidneyJonesIV



@SidneyJonesIV

TRANSACTIONS

Originally drafted by Philadelphia in the second round (43rd overall) of the 2017 draft ... Waived on 9/5/20 ... Signed by Jacksonville to the practice squad on 9/8/20 ... Promoted to the 53-man roster on 9/14/20

PRO (GAMES PLAYED/STARTED - 31/14)

• Fourth-year cornerback who spent the first three seasons of his NFL career in Philadelphia before signing with Jacksonville prior to Week 1

2020 (w/ JAX - 9/6)

- **9/13 vs. IND:** Practice squad
- **9/20 at TEN:** Saw action on special teams
- **9/24 vs. MIA:** Made one special teams tackle
- **10/4 at CIN:** Saw 12 snaps at cornerback and made one pass defended
- **10/11 at HOU:** Started at cornerback and made three tackles and a career-high four passes defended, including his first INT as a member of the Jaguars ... His four passes defended were the most by a Jaguars player in a single game over the last three seasons ... First Jaguars player since former CB **A.J. Bouye** (Dec. 10, 2017) to post at least four passes defended and an INT in a single game
- **10/18 vs. DET:** Started at cornerback and registered five tackles and one pass defended
- **10/25 at LAC:** Started at cornerback and made one tackle before exiting the game (ribs) in the first quarter
- **11/8 vs. HOU:** Started at cornerback and made four tackles and one pass defended
- **11/15 at G.B.:** Tied for the team lead with a career-high nine tackles ... Added two passes defended, including an INT
- **11/22 vs. PIT:** Inactive (achilles)
- **11/29 vs. CLE:** Inactive (achilles)
- **12/6 at MIN:** Inactive (achilles)
- **12/13 vs. TEN:** Started at cornerback and made three tackles (two solo)
- **12/20 at BAL:** Inactive (achilles)

2019 (w/ PHI - 12/4, 1/0)

Finished the season with 25 tackles (23) solo, including one tackle for loss ... Added career highs with 10 passes defended and two INTs

2018 (w/ PHI - 9/4, 0/0)

Tallied a career-high 36 tackles (27 solo) and three passes defended

2017 (w/ PHI - 1/0)

Activated from the Non-Football Injury list in Week 17 and recorded three tackles vs. Dallas

COLLEGE (AT WASHINGTON, 2014-16)

- In 2016, was named Second-Team All-America by Sports Illustrated and Football Writers, while garnering First-Team All-Pac-12 honors
- Started all 13 games in 2015 and finished the year as the Pac-12 leader in passes defended (14) ... Scored three defensive TDs as a junior (two INT returns and one fumble return)

PERSONAL

- Attended West Covina (California) High School, where he was named Hacienda League Defensive Player of the Year and earned First Team All-CIF Southern Section Southeast Division honors at defensive back as a senior in 2013
- Played cornerback, free safety, running back and wide receiver while also returning kicks and punts for the Bulldogs

REGULAR SEASON STATISTICS

YEAR	TEAM	GP/GS	TKL	SOLO	ASST	SACKS	FF	FR	PD	INT
2017	PHI	1/0	2	2	0	0.0	0	0	0	0
2018	PHI	9/4	25	21	4	0.0	0	0	2	0
2019	PHI	12/4	21	18	3	0.0	0	0	8	2
2020	JAX	9/6	25	20	5	0.0	1	0	9	2
NFL Totals: 4 yrs. 31/14			73	61	12	0.0	1	0	19	4

Single Game Career Highs

Tackles:

9 (11/15/20 at G.B.)

Passes defended:

4 (10/11/20 at HOU)

Interceptions:

1 (three times, last: 10/11/20 at HOU)

2020 GAME-BY-GAME STATISTICS

DATE	OPP	TKL	SOLO	ASST	SACKS	FF	FR	PD	INT
09/13	vs. Indianapolis								
09/20	at Tennessee	0	0	0	0.0	0	0	0	0
09/24	vs. Miami	0	0	0	0.0	0	0	0	0
10/04	at Cincinnati	0	0	0	0.0	0	0	1	0
10/11	at Houston	3	3	0	0.0	0	0	4	1
10/18	vs. Detroit	5	4	1	0.0	0	0	1	0
10/25	at L.A. Chargers	1	1	0	0.0	0	0	0	0
	BYE WEEK								
11/08	vs. Houston	4	4	0	0.0	0	0	1	0
11/15	at Green Bay	9	6	3	0.0	1	0	2	1
11/22	vs. Pittsburgh								
11/29	vs. Cleveland								
12/06	at Minnesota								
12/13	vs. Tennessee	3	2	1	0.0	0	0	0	0
12/20	at Baltimore								
12/27	vs. Chicago								
01/03	at Indianapolis								
2020 totals:		25	20	5	0.0	1	0	9	2

Additional statistics: one special teams tackle



JAKE LUTON



POSITION: QUARTERBACK
HT: 6-6 | **WT:** 224 | **DOB:** 4-11-1996
COLLEGE: OREGON STATE
HOMETOWN: MARYSVILLE, WASHINGTON
ACQ: 6TH ROUND (189) IN 2020 DRAFT
EXP: ROOKIE



@JakeLuton6



@JakeLuton6

OVERVIEW

Originally drafted by Jacksonville in the sixth round (189th overall) of the 2020 draft ... Pronounced **Loo-ten**

PRO (GAMES PLAYED/STARTED - 3/3)

2020 (w/ JAX - 3/3)

- **9/13 vs. IND:** Inactive
- **9/20 at TEN:** Inactive
- **9/24 vs. MIA:** Inactive
- **10/4 at CIN:** Inactive
- **10/11 at HOU:** Inactive
- **10/18 vs. DET:** Inactive
- **10/25 at LAC:** Inactive
- **11/8 vs. HOU:** Made his NFL debut and completed 26 of 38 passes for 304 passing yards and two total TDs (one rushing, one passing) ... His 306-yard performance marked the most passing yards by a rookie quarterback in their debut in franchise history ... His 13-yard rushing TD brought the Jaguars within 2 in the final minutes, joining QBs **Jonathan Quinn** (1998) and **Byron Leftwich** (2003) as the only rookie quarterbacks in franchise history to throw and rush for a TD in the same game ... His first completion of the game and his career came on a 73-yard TD to WR **DJ Chark Jr.**, marking the third-longest completion by a rookie quarterback in franchise history and the longest completed pass by any rookie in the NFL this season ... Luton's 73-yard strike marked the fourth-longest pass by an NFL player on their first career completion in their first career game since 1970 ... The score came with 14:08 remaining in the first quarter, the second-fastest TD scored in team history and the fastest TD scored since former RB **Leonard Fournette's** 75-yard TD run (14:35 remaining in the first quarter) on Oct. 15, 2017.
- **11/15 at G.B.:** Completed 18 of 35 passes for 169 yards and one TD, a 12-yard pass to WR **Keelan Cole Sr.** in the third quarter
- **11/22 vs. PIT:** Completed 16 of 37 passes for 151 yards
- **11/29 vs. CLE:** Active but did not play
- **12/6 at MIN:** Inactive
- **12/13 vs. TEN:** Inactive
- **12/20 at BAL:** Inactive

COLLEGE (AT OREGON STATE, 2017-19)

- Completed his Oregon State career by playing in 23 games for the Beavers, including 21 starts, after spending seasons at Ventura Community College (2016) and Idaho (2015)
- Concluded his career ranked fifth at Oregon State with 42 career TD passes and seventh with 5,227 passing yards

2019 (redshirt senior at Oregon State - 11)

All Pac-12 Honorable Mention, two-time Pac-12 Offensive Player of the Week, Mayo Clinic Comeback Player of the Year Award nominee ... Completed 222 of 358 passes (62 percent) for 28 TDs and the three INTs, becoming the third QB in OSU history to throw for more than 20 TDs and nine or fewer INTs ... Team captain

- **11/23 at Washington State:** Set a career high with 408 passing yards at Washington State and tied a career best with five TDs

PERSONAL

- Attended Marysville-Pilchuck High School and led the Tomahawks to the Wesco 3A league championship as a senior ... Three-year starter at quarterback and also earned three letters at pitcher in baseball
- Son of **Judd** and **Heather Luton**
- Has three brothers: **Jordan**, **Jace** and **Jaxxon**
- Enjoys camping, hiking and playing with his dog

REGULAR SEASON PASSING STATISTICS

YEAR	TEAM	P/S	COMP	ATT	PCT	YDS	AVG	TD	INT	SK	RTG
2020	JAX	3/3	60	110	54.5	624	5.7	2	6	7	54.5
NFL totals: 1 yr.		3/3	60	110	54.5	624	5.7	2	6	7	54.5

2020 GAME-BY-GAME PASSING STATISTICS

DATE	OPP	P/S	COMP	ATT	PCT	YDS	AVG	TD	INT	SK	RTG
09/13	vs. IND					Inactive					
09/20	at TEN					Inactive					
09/24	vs. MIA					Inactive					
10/04	at CIN					Inactive					
10/11	at HOU					Inactive					
10/18	vs. DET					Inactive					
10/25	at LAC					Inactive					
BYE WEEK											
11/08	vs. HOU	1/1	26	38	68.4	304	8.0	1	1	2	90.2
11/15	at G.B.	1/1	18	35	51.4	169	4.8	1	1	3	62.7
11/22	vs. PIT	1/1	16	37	43.2	151	4.1	0	4	2	15.5
11/29	vs. CLE					Did not play					
12/06	at MIN					Inactive					
12/13	vs. TEN					Inactive					
12/20	at BAL					Inactive					
12/27	vs. CHI										
01/03	at IND										
2020 totals:		3/3	60	110	54.5	624	5.7	2	6	7	54.5

REGULAR SEASON RUSHING STATISTICS

YEAR	TEAM	ATT	YDS	AVG	LG	TD
2020	JAX	1	13	13.0	13	1
NFL totals: 1 yr.		1	13	13.0	13	1



AARON LYNCH



POSITION: DEFENSIVE END/LINEBACKER
HT: 6-6 | **WT:** 270 | **DOB:** 3-8-1993
COLLEGE: SOUTH FLORIDA
HOMETOWN: CAPE CORAL, FLORIDA
ACQ: FREE AGENT 2020
EXP: 7TH YEAR

TRANSACTIONS

Originally drafted by San Francisco in the first round (150th overall) in the 2014 draft ... Signed by Chicago as an unrestricted free agent on 3/15/18 ... Re-signed by Chicago as an unrestricted free agent on 4/1/19 ... Signed by Jacksonville as a free agent on 5/4/20 ... Placed on reserve/retired on 8/18/20 ... Reinstated to exempt/commissioner permission list on 10/21/20 ... Activated to active roster on 10/26/20

PRO (GAMES PLAYED/STARTED - 79/22)

- Has appeared in 78 games with 22 starts for San Francisco (2014-17), Chicago (2018-19) and Jacksonville (2020)
- Career totals include 109 tackles (84 solo), including 35 tackles for loss and 21.0 sacks, and 11 passes defended

2020 (w/ JAX - 6/0)

Spent the offseason with the Jaguars before retiring on Aug. 18 ... Reinstated to exempt/commissioner permission list on Oct. 21 before being activated to the 53-man roster on Oct. 26

- 11/8 vs. HOU:** Inactive
- 11/15 at G.B.:** Saw action on defense in his Jaguars debut and posted one quarterback hit
- 11/22 vs. PIT:** Saw action on defense
- 11/29 vs. CLE:** Saw action at defensive end and tallied two tackles (one solo), including 1.0 sack
- 12/6 at MIN:** Saw action at defensive end and recorded one solo tackle and one pass defended
- 12/13 vs. TEN:** Saw action on defense and made one tackle
- 12/20 at BAL:** Saw action on defense and on special teams

2019 (w/ CHI - 16/0)

Appeared in all 16 games, recording six tackles, 2.0 sacks and two passes defended

2018 (w/ CHI - 13/3)

Played in 13 games, starting three, and recorded 16 tackles, 3.0 sacks, one pass defended and one INT

- 9/30 vs. T.B.:** Posted three tackles, 1.0 sack and one INT

2017 (w/ S.F. - 7/0)

Saw action in seven games and posted nine tackles, including 1.0 sack, and one fumble recovery

2016 (w/ S.F. - 7/3)

Started three of seven total games played and picked up 13 tackles and 1.5 sacks

2015 (w/ S.F. - 14/13)

Played in 14 games (13 starts) and set career highs with 38 tackles and 6.5 sacks

- 10/4 vs. G.B.:** Registered his first multi-sack game of his career by taking down Packers QB **Aaron Rodgers** twice

2014 (w/ S.F. - 16/3)

Played in all 16 games with three starts and registered 23 tackles and 6.0 sacks and four passes defended ... His 6.0 sacks ranked third in the NFL among rookies (Rams DT **Aaron Donald**, 8.0; Colts LB **Jonathan Newsome**, 6.5) ... Added one blocked punt

- 10/19 at DEN:** Registered his first career sack when he dropped Broncos QB **Peyton Manning**

COLLEGE (SOUTH FLORIDA & NOTRE DAME)

- Played in 24 games (16 starts) and totaled 63 tackles, 19.5 tackles for loss, 11.5 sacks and three passes defended during collegiate career
- After transferring and redshirting at South Florida in 2012, earned First-Team All-AAC honors after playing in 12 games and recording 30 tackles, 12 tackles for loss and a team-leading 6.0 sacks in 2013
- As a true freshman for the Fighting Irish, earned Freshman First-Team All-America honors by the Football Writers Association of America after playing in 12 games and totaling 33 tackles, 5.5 sacks and two passes defended

PERSONAL

Attended Island Coast (Florida) High School where he was selected to first-team all-state, Florida Times-Union Super 75 squad, Florida Athletic Coaches Association Division 16 team and Fort Myers News-Press All-Area

REGULAR SEASON STATISTICS

YEAR	TEAM	GP/GS	TKL	SOLO	ASST	SACKS	FF	FR	PD	TFL
2014	S.F.	16/3	23	17	6	6.0	0	0	4	9
2015	S.F.	14/13	38	30	8	6.5	0	0	3	13
2016	S.F.	7/3	13	12	1	1.5	0	0	0	4
2017	S.F.	7/0	9	5	4	1.0	0	1	0	2
2018	CHI	13/3	16	13	3	3.0	0	0	1	4
2019	CHI	16/0	6	4	2	2.0	0	0	2	3
2020	JAX	6/0	4	3	1	1.0	0	0	1	0
NFL totals: 7 yrs.		79/22	109	84	25	21.0	0	1	11	35

Single Game Career Highs

Tackles:

6 (11/9/14 at N.O.)

Tackles for loss:

4 (10/4/15 vs. G.B.)

Sacks:

2.0 (two times; last: 10/22/15 vs. SEA)

Fumble recoveries:

1 (12/10/17 at HOU)

Additional Statistics: One INT (9/30/18 vs. T.B.)

2020 GAME-BY-GAME STATISTICS

DATE	OPP	TKL	SOLO	ASST	SACKS	FF	FR	PD	TFL
09/13	vs. Indianapolis				Retired				
09/20	at Tennessee				Retired				
09/24	vs. Miami				Retired				
10/04	at Cincinnati				Retired				
10/11	at Houston				Retired				
10/18	vs. Detroit				Retired				
10/25	at L.A. Chargers				Exempt/Commissioner Permission List				
	BYE WEEK								
11/08	vs. Houston				Inactive				
11/15	at Green Bay	0	0	0	0.0	0	0	0	0
11/22	vs. Pittsburgh	0	0	0	0.0	0	0	0	0
11/29	vs. Cleveland	2	1	1	1.0	0	0	0	1
12/06	at Minnesota	1	1	0	0.0	0	0	1	0
12/13	vs. Tennessee	1	1	0	0.0	0	0	0	0
12/20	at Baltimore	0	0	0	0.0	0	0	0	0
12/27	vs. Chicago								
01/03	at Indianapolis								
2020 totals:		4	3	1	1.0	0	0	1	0



GREG MABIN



POSITION: CORNERBACK
HT: 6-2 | **WT:** 200 | **DOB:** 7-24-1994
COLLEGE: IOWA
HOMETOWN: FORT LAUDERDALE, FLORIDA
ACQ: WAIVERS (TENNESSEE) 2020
EXP: 4TH YEAR



@mrmaybach13



@mrmaybach13

TRANSACTIONS

Originally signed by Tampa Bay as an undrafted rookie on 5/5/17 ... Waived by Tampa Bay on 5/8/17 ... Signed with Buffalo on 6/1/17 ... Waived by Buffalo on 9/12/17 ... Signed by Buffalo to the practice squad on 9/14/17 ... Promoted to the active roster on 10/7/17 ... Waived by Buffalo on 10/16/17 ... Signed by San Francisco to the practice squad on 10/18/17 ... Promoted to the active roster on 11/1/17 ... Waived by San Francisco on 10/30/18 ... Signed by San Francisco to the practice squad on 11/1/18 ... Promoted to the active roster on 11/8/18 ... Waived by San Francisco on 8/16/19 ... Signed by Cincinnati to the practice squad on 9/24/19 ... Promoted to the active roster on 9/25/19 ... Waived by Cincinnati on 10/7/19 ... Signed by Cincinnati to the teams practice squad on 10/9/19 ... Promoted to the active roster on 10/30/19 ... Signed by Tennessee to the practice squad on 9/21/20 ... Waived by Tennessee on 10/20/2020 ... Signed by Tennessee to the practice squad on 11/9/20 ... Waived by Tennessee on 11/24/2020 ... Claimed by Jacksonville on 11/25/20

PRO (GAMES PLAYED/STARTED - 32/3)

- Fourth-year cornerback has appeared in 31 games and posted 21 tackles (17 solo), six passes defended, one forced fumble and one fumble recovery
- Has spent time with Buffalo (2017), San Francisco (2017-19), Cincinnati (2019-20) and Tennessee (2020) before signing with the Jaguars prior to Week 12

2020 (w/ TEN - p/s, JAX - 3/2)

Spent training camp with Cincinnati before being released and signed to Tennessee's practice squad on Sept. 21 ... Released on Oct. 20 ... Signed back to the practice squad on Nov. 9 ... Released on Nov. 24 ... Claimed off waivers by Jacksonville on 11/25/20 prior to Week 12

- **11/29 vs. CLE:** Active but did not play
- **12/6 at MIN:** Started at cornerback and posted three solo tackles and one pass defended
- **12/13 vs. TEN:** Saw action at cornerback and tallied three tackles (two solo) and one pass defended
- **12/20 at BAL:** Started at cornerback and amassed two solo tackles and one pass defended

2019 (w/ CIN - 9/0)

Appeared in nine games and registered one tackle and one pass defended

- **12/8 at CLE:** Saw action at cornerback and posted one tackle
- **12/22 at MIA:** Saw action on defense and on special teams, posting one pass defended and one special teams tackle

2018 (w/ S.F. - 13/1)

Played in 13 games and made one start, recording 11 tackles, one pass defended, one forced fumble and one fumble recovery

- **9/30 at LAC:** Notched a career-high four tackles (three solo) and his first career forced fumble
- **12/23 vs. CHI:** Saw action on defense and recorded his first career fumble recovery

2017 (w/ BUF - 1/0, S.F. - 6/0)

Played in seven games, including six for San Francisco and one for Buffalo ... Posted one tackle and one pass defended in his rookie campaign

- **10/8 at CIN:** Made his NFL debut and registered one pass defended

COLLEGE (AT IOWA, 2012-16)

- Spent five seasons (2012-16) at Iowa, appearing in 36 games, with 35 starts, and totaling 144 tackles, 19 passes defended, 5.0 sacks, three INTs, two forced fumbles and two fumble recoveries
- As a senior in 2016, started nine games and registered 37 tackles, three passes defended and a forced fumble
- Transitioned from wide receiver to defensive back during 2013 spring practices
- Graduated from Iowa with a degree in health and human physiology

PERSONAL

- Attended Calvary Christian (Fort Lauderdale, Fla.) Academy where he played wide receiver and defensive back ... Also lettered in basketball and track
- Caught 52 passes for 877 yards and 15 TDs as a senior to go along with two INTs on defense

REGULAR SEASON STATISTICS

YEAR	TEAM	GP/GS	TKL	SOLO	ASST	SACKS	FF	FR	PD	INT
2017	BUF/S.F.	7/0	1	0	1	0.0	0	0	1	0
2018	S.F.	13/1	11	9	2	0.0	1	1	1	0
2019	CIN	9/0	1	1	0	0.0	0	0	1	0
2020	JAX	3/2	8	7	1	0.0	0	0	3	0
NFL totals: 4 yrs.		32/3	21	17	4	0.0	1	1	6	0

Single Game Career Highs

Tackles:

4 (9/30/18 at LAC)

Passes defended:

1 (six times, last: 12/20/20 at BAL)

Forced Fumbles:

1 (9/30/18 at LAC)


Fumble Recoveries:

1 (12/23/18 vs. CHI)

Additional Statistics: One special teams tackle in 2019

2020 GAME-BY-GAME STATISTICS

DATE	OPP	TKL	SOLO	ASST	SACKS	FF	FR	PD	INT
09/13	vs. Indianapolis								
09/20	at Tennessee								
09/24	vs. Miami								
10/04	at Cincinnati								
10/11	at Houston								
10/18	vs. Detroit								
10/25	at L.A. Chargers								
	BYE WEEK								
11/08	vs. Houston								
11/15	at Green Bay								
11/22	vs. Pittsburgh								
11/29	vs. Cleveland								
12/06	at Minnesota	3	3	0	0.0	0	0	1	0
12/13	vs. Tennessee	3	2	1	0.0	0	0	1	0
12/20	at Baltimore	2	2	0	0.0	0	0	1	0
12/27	vs. Chicago								
01/03	at Indianapolis								
2020 totals:		8	7	1	0.0	0	0	3	0



ROSS MATISCIK



POSITION: LONG SNAPPER
HT: 6-0 | **WT:** 235 | **DOB:** 9-13-1996
COLLEGE: BAYLOR
HOMETOWN: MCKINNEY, TEXAS
ACQ: ROOKIE FREE AGENT 2020
EXP: ROOKIE



@rossmatiscik



@ross_matiscik

OVERVIEW

Originally signed by Jacksonville as a rookie free agent on April 28, 2020 ...
 Pronounced **MATTA-sick**

PRO (GAMES PLAYED - 14)

2020 (w/ JAX - 14)

- **9/13 vs. IND:** Served as the team's long snapper in NFL debut
- **9/20 at TEN:** Served as the team's long snapper
- **9/24 vs. MIA:** Served as the team's long snapper
- **10/4 at CIN:** Served as the team's long snapper
- **10/11 at HOU:** Served as the team's long snapper
- **10/18 vs. DET:** Served as the team's long snapper
- **10/25 at LAC:** Served as the team's long snapper
- **11/8 vs. HOU:** Served as the team's long snapper
- **11/15 at G.B.:** Served as the team's long snapper
- **11/22 vs. PIT:** Served as the team's long snapper
- **11/29 vs. CLE:** Served as the team's long snapper
- **12/6 at MIN:** Served as the team's long snapper
- **12/13 vs. TEN:** Served as the team's long snapper
- **12/20 at BAL:** Served as the team's long snapper

COLLEGE (AT BAYLOR, 2016-19)

- Appeared in 52 games throughout his college career, seeing time as a longsnapper for punts and place kicks, while also appearing at linebacker
- Played in 14 games in 2019, snapping on all punts and kicks and made 13 tackles, including 1.0 sack
- Served as the team's longsnapper for all 13 games and made 11 tackles on defense in 2018
- Played in 12 games as a sophomore in 2017 and totaled four tackles, one fumble recovery and one forced fumble
- Played in 12 games as a freshman and served as the primary long snapper

PERSONAL

- Attended McKinney Boyd (McKinney, Texas) High School and was a 2014 all-state selection at linebacker
- Father, **Marty**, played football at Bowling Green
- Brother, **Paine**, played football at Rice



KC MCDERMOTT

POSITION: OFFENSIVE LINEMAN
HT: 6-5 | **WT:** 311 | **DOB:** 4-18-1996
COLLEGE: MIAMI (FLA.)
HOMETOWN: WELLINGTON, FLORIDA
ACQ: ROOKIE FREE AGENT 2018
EXP: 2ND YEAR



@KCmcdermott52



@KCmcdermott52

OVERVIEW

Originally signed by Jacksonville as an undrafted rookie on 5/11/2018 ... Waived by Jacksonville on 9/1/2018 ... Signed by Jacksonville to the practice squad on 9/2/2018 ... Signed a Reserve/Futures contract with the Jaguars on 12/31/18 ... Placed on injured reserve on 9/3/2019 ... Waived by Jacksonville on 9/5/2020 ... Signed to Jacksonville's practice squad on 9/6/2020 ... Promoted to the 53-man active roster on 11/14/20

PRO (GAMES PLAYED/STARTED - 5/0)

• Second-year offensive lineman who spent 2018 on the team's practice squad and the entire 2019 season on the reserve/injured list

2020 (w/ JAX - 5/0)

Has spent the season on Jacksonville's practice squad before being promoted to the 53-man active roster on Nov. 14


- **9/24 vs. MIA:** Prior to Week 3, was designated as a protected practice squad player and was elevated to the active/inactive list on Sept. 24 ... Made NFL debut on special teams
- **10/4 at CIN:** Prior to Week 4, was designated as a protected practice squad player and was elevated to the active/inactive list on Oct. 3 ... Saw action on special teams
- **11/15 at G.B.:** Active but did not play
- **11/22 vs. PIT:** Inactive
- **11/29 vs. CLE:** Active but did not play
- **12/6 at MIN:** Saw action on special teams
- **12/13 vs. TEN:** Saw action on special teams
- **12/20 at BAL:** Saw action on special teams

COLLEGE (AT MIAMI (FLA), 2014-17)

- Appeared in 40 career games, starting in the final 34 games of his career, along the offensive line for the Hurricanes
- Earned All-ACC third-team honors as a senior in 2017

PERSONAL

- Attended Palm Beach Central (Wellington, Fla.) High School and was a first-team all-state selection as a junior and a 2014 all-american selection by 247 sports
- He and his fiancé, Madison, have one son, Kasen



DOUG MIDDLETON



POSITION: SAFETY
HT: 6-0 | **WT:** 210 | **DOB:** 9-25-1993
COLLEGE: APPALACHIAN STATE
HOMETOWN: WINSTON-SALEM, NORTH CAROLINA
ACQ: PRACTICE SQUAD (JAX) 2020
EXP: 4TH YEAR



@21DM_Era



@36DM_Era

TRANSACTIONS

Originally signed by the N.Y. Jets as an undrafted rookie on 5/6/16 ... Waived by the N.Y. Jets on 9/3/16 ... Signed by the N.Y. Jets to the practice squad on 9/4/16 ... Promoted to the active roster on 11/27/16 ... Placed on injured reserve on 9/2/17 ... Placed on injured reserve on 10/23/18 ... Waived by the N.Y. Jets on 9/1/19 ... Signed by Miami on 9/18/19 ... Waived by Miami on 10/12/19 ... Signed by Miami to the practice squad on 10/31/19 ... Waived by Miami on 11/12/19 ... Signed by Jacksonville to the practice squad on 11/26/19 ... Promoted to the 53-man roster on 12/17/19 ... Released on 8/8/20 ... Signed by Jacksonville to the practice squad on 9/17/20 ... Promoted to the 53-man roster on 10/3/20 ... Waived on 10/5/20 ... Signed by Jacksonville to the practice squad on 10/6/20 ... Promoted to the 53-man active roster on 11/7/20 ... Released on 11/9/20 ... Signed by Jacksonville to the practice squad on 11/10/20 ... Promoted to the 53-man active roster on 11/14/20 ... Released on 11/21/20 ... Signed by Jacksonville to the practice squad on 11/23/20 ... Promoted to the 53-man active roster on 11/24/20

PRO (GAMES PLAYED/STARTED - 22/4)

- Fourth-year safety has appeared in 21 games, starting four, collecting 28 tackles (21 solo) and four passes defended
- Has spent time with the N.Y. Jets (2016-18) and Miami (2019) before signing with the Jaguars prior to Week 13 in 2019

2020 (w/ JAX - 8/0)

Spent training camp with the Jaguars before being released on Aug. 8 ... Re-signed to the practice squad on Sept. 17 ... Released on Oct. 5 ... Signed back to the practice squad on Oct. 6 ... Promoted to the 53-man active roster on Nov. 7 ... Released on Nov. 9 ... Signed back to the practice squad on Nov. 10 ... Promoted to the 53-man active roster on Nov. 14 ... Released on Nov. 21 ... Signed to the practice squad on Nov. 23 ... Promoted to the 53-man active roster on Nov. 24

- **10/3 at CIN:** Designated as a protected practice squad player and was elevated to the active/inactive list on Oct. 3 ... Saw action on special teams
- **10/25 at LAC:** Designated as a protected practice squad player and was elevated to the active/inactive list on Oct. 24 ... Saw action on special teams
- **11/8 vs. HOU:** Saw action on special teams
- **11/15 at G.B.:** Saw action on special teams
- **11/29 vs. CLE:** Saw action at safety and on special teams, tallying two special teams tackles
- **12/6 at MIN:** Saw action on special teams, assisting on one tackle
- **12/13 vs. TEN:** Saw action on special teams
- **12/20 at BAL:** Saw action on special teams, making two tackles

2019 (w/ JAX - 2/0)

Appeared in two games on special teams and collected two tackles ... Was signed to Jacksonville's practice squad prior to Week 13 after spending the preseason with the N.Y. Jets and Weeks 3-12 in Miami ... Was promoted by Jacksonville from the practice squad to the active 53-man roster on Dec. 17 prior to Week 16

- **12/22 at ATL:** Made his Jaguars debut and saw action on special teams

2019 (w/ NYJ - 0/0, MIA - 1/0)

Spent the preseason with the N.Y. Jets before being waived and signed by Miami ... Saw action in one game for Miami before being released on Oct. 12 and then re-signed to the practice squad on Oct. 31

- **9/29 at LAC:** Saw action on defense and special teams

2018 (w/ NYJ - 7/4)

Logged career highs in tackles (22) and passes defended (three) after starting four of seven games before finishing the season on injured reserve

- **9/20 at CLE:** Posted a career-high 10 tackles (nine solo) and one pass defended

2017 (w/ NYJ - IR)

Missed the entire season after being placed on injured reserve with an injury suffered during training camp

2016 (w/ NYJ - 4/0)

Spent the final four weeks of the season on the active roster after joining the practice squad as an undrafted free agent following training camp ... Registered six tackles on defense, one pass defended and one TD on a kickoff recovery in the season finale

• **1/1 vs. BUF:** Returned a kickoff for a TD ... Became the first player since 1984 to score a touchdown on a kickoff recovery after the ball was not fielded and recovered by him in the end zone

COLLEGE (AT APPALACHIAN STATE, 2011-15)

- Played in five seasons at Appalachian State where he tallied 173 tackles (113 solo), 16 passes defended, 9.5 tackles for loss, six INTs and two forced fumbles in 37 games
- Played and started in all 12 games in 2015, amassing 53 tackles on the season and earning Honorable-Mention all-Sun Belt conference honors
- Started all 12 games at free safety in 2014 as a junior and was tied for third in the Sun Belt in INTs (four), ranked fourth in the conference in pass defenses (10) and tied for 24th in the league in total tackles (74) ... Earned First-Team all-Sun Belt conference honors

PERSONAL

- Attended Parkland (Winston-Salem, N.C.) High School
- Full name is Douglas O'Neal Middleton, Jr.
- First cousin, **Greg Jones**, played fullback at Florida State and professionally with the Jaguars and the Houston Texans
- Created the 'Dream The Impossible' Initiative in 2017, to bring awareness to mental health, provide children a way to realize their dreams and also as a way to honor **A.J. Morrison**, his childhood friend who, after a struggle with severe depression, took his own life
- Has been active in criminal justice reform to mitigate the spread of COVID-19

REGULAR SEASON STATISTICS

YEAR	TEAM	GP/GS	TKL	SOLO	ASST	SACKS	FF	FR	PD	INT
2016	NYJ	4/0	6	3	3	0.0	0	0	1	0
2017	NYJ					Injured reserve				
2018	NYJ	7/4	22	18	4	0.0	0	0	3	0
2019	JAX/MIA	3/0	0	0	0	0.0	0	0	0	0
2020	JAX	8/0	0	0	0	0.0	0	0	0	0
NFL totals: 4 yrs.		22/4	28	21	7	0.0	0	0	4	0

Single Game Career Highs

Tackles:

10 (9/20/18 at CLE)

Passes defended:


1 (four times, last: 10/21/18 vs. MIN)

Additional Statistics: 12 special teams tackles

2020 GAME-BY-GAME STATISTICS

DATE	OPP	TKL	SOLO	ASST	SACKS	FF	FR	PD	INT
09/13	vs. Indianapolis								
09/20	at Tennessee								
09/24	vs. Miami								
10/04	at Cincinnati	0	0	0	0.0	0	0	0	0
10/11	at Houston								
10/18	vs. Detroit								
10/25	at L.A. Chargers	0	0	0	0.0	0	0	0	0
	BYE WEEK								
11/08	vs. Houston	0	0	0	0.0	0	0	0	0
11/15	at Green Bay	0	0	0	0.0	0	0	0	0
11/22	vs. Pittsburgh								
11/29	vs. Cleveland	0	0	0	0.0	0	0	0	0
12/06	at Minnesota	0	0	0	0.0	0	0	0	0
12/13	vs. Tennessee	0	0	0	0.0	0	0	0	0
12/20	at Baltimore	0	0	0	0.0	0	0	0	0
12/27	vs. Chicago								
01/03	at Indianapolis								
2020 totals:		0	0	0	0.0	0	0	0	0

Additional Statistics: three special teams tackles



GARDNER MINSHEW II



POSITION: QUARTERBACK
HT: 6-1 | **WT:** 225 | **DOB:** 5-16-1996
COLLEGE: WASHINGTON STATE
HOMETOWN: BRANDON, MISSISSIPPI
ACQ: 6TH ROUND (178TH) IN 2019 DRAFT
EXP: 2ND YEAR



@GardnerMinshew5



@GardnerMinshew5

TRANSACTIONS

Originally drafted by Jacksonville in the sixth round (178th overall) of the 2019 draft

PRO (GAMES PLAYED/STARTED - 23/20)

- Has started 20 of 23 career games and has completed 501 of 797 passes (62.9 pct.) for 5,530 yards, 37 TDs and 11 INTs for a passer rating of 93.1
- His career passer rating of 93.1 is the highest in Jaguars history (min. 100 att.)
- His 21 passing TDs and 3,271 passing yards in 2019 were both the most by a rookie in franchise history
- Became the first rookie in NFL history with at least 230 yards passing per game, 20-plus TDs and fewer than 10 INTs
- Became the first player in franchise history to throw for at least 200 passing yards with a passer rating of at least 95.0 in five consecutive games (Weeks 1-5 in 2019)
- Joined QBs **Dan Marino** (1983), **Robert Griffin III** (2012) and **Dak Prescott** (2016) as the only players in NFL history to throw for at least 20 TDs with six-or-fewer INTs during their rookie season

2020 (w/ JAX - 9/8)

Named team captain as voted on by his teammates

- **9/13 vs. IND:** Completed 19 of 20 passes (95.0 comp. pct.) for 173 yards and three TDs for a passer rating of 142.3 ... Became the third player in NFL history to throw at least three TD passes and complete at least 95.0 percent of his passes in a single game, joining QBs **Drew Brees** and **Philip Rivers** ... He is the first player to ever throw at least three TD passes and complete at least 95.0 percent of his passes on Kickoff Weekend ... Set the Jaguars single-game record for completion percentage in game (min. five attempts)
- **9/20 at TEN:** Threw for 339 yards and three TDs on 30-of-45 passing, becoming the first quarterback in franchise history to throw for at least three TDs in three consecutive games dating back to Week 17 in 2019 ... Marked the third 300-yard performance of his career ... Completed at least three passes to eight different receivers
- **9/24 vs. MIA:** Completed 20 for 42 passes for 275 yards and one INT
- **10/4 at CIN:** Threw for 351 yards, two TDs and one INT on 27 of 40 passes for a passer rating of 101.1
- **10/11 at HOU:** Completed 31 for 49 passes for 301 yards and two TDs ... Completed 13 consecutive passes during the first and second quarters, the fourth-longest streak of consecutive passes completed in franchise history
- **10/18 vs. DET:** Completed 25 of 44 passes (56.8 comp. pct.) for 243 yards, one TD and one INT ... Added his first career rushing TD on a 6-yard scramble late in the third quarter
- **10/25 at LAC:** Completed 14 of 27 passes for 173 yards and two TDs
- **11/8 vs. HOU:** Inactive (right thumb)
- **11/15 at G.B.:** Inactive (right thumb)
- **11/22 vs. PIT:** Inactive (right thumb)
- **11/29 vs. CLE:** Inactive (right thumb)
- **12/6 at MIN:** Active but did not play
- **12/13 vs. TEN:** Entered the game in the third quarter and completed 18 of 31 passes for 178 yards and one TD ... Also ran the ball twice for 22 yards
- **12/20 at BAL:** Started at quarterback and completed 22 of 29 passes (75.9 pct.) for 226 yards and two TDs, finishing with a QB rating of 120.8 ... Also ran twice for 9 yards

2019 (w/ JAX - 14/12)

Saw action in 14 games, starting 12 and completed 285 of 470 passes (60.6 comp. pct.) for 3,271 yards, 21 TDs and six INTs during his rookie season ... His six wins and passer rating of 91.2 both led all NFL rookies (min. five pass attempts) while his passing yards (3,271) and TDs (21) ranked second among rookie quarterbacks ... Became the only rookie over the last 25 seasons to throw for at least eight TDs with zero INTs on the road

- **9/8 vs. K.C.:** Stepped in for injured QB **Nick Foles** in the first quarter, completing 22 of 25 passes (88.0 pct.) for 275 yards, two TDs and one INT for a passer rating of 122.5 ... His 275 passing yards were the most ever by a Jaguars player making his NFL debut and the fifth-most by a Jaguars rookie in a single game ... Completed his first 13 passes, becoming the first player in the last 40 years to complete their first 13 passes in their NFL debut ... His 88.0 completion percentage was the highest by any player with at least 15 pass attempts making their NFL debut in league history
- **9/15 at HOU:** Made his first career start at quarterback, completing 23 of 33 passes for 213 yards, one TD and a passer rating of 97.2 ... Also rushed six times for 56 yards (9.3 avg.) ... Became the only rookie in franchise history to throw for at least 200 passing yards in each of his first two career games

played ... His 45 completions, 488 passing yards and three passing TDs were all the most by a Jaguars rookie through Week 2 in franchise history

- **9/19 vs. TEN:** Made his second career start, completing 20 of 30 passes (66.7 pct.) for 204 yards and two TDs for a passer rating of 108.2 ... Became the only rookie in franchise history to throw for at least 200 yards in each of his first three career games played
- **9/29 at DEN:** Started and completed 19 of 33 passes for 213 yards and two TDs and finished the game with a 97.2 passer rating ... Led the team down the field late in the fourth quarter, setting up K **Josh Lambo** for the game-winning 33-yard FG, marking his first career game-winning drive ... Became the first rookie in franchise history to throw for at least 900 yards through Week 4
- **10/6 at CAR:** Completed 26 of 44 passes (59.1 pct.) for 374 yards and two TDs for a passer rating of 101.9 ... Set the franchise rookie record for passing yards in a single game (374) ... Became the sixth rookie in NFL history to throw for at least 370 yards and two TDs with zero INTs
- **10/20 at CIN:** Completed 15 of 32 passes for 255 yards and one TD for a passer rating of 85.8
- **10/27 vs. NYJ:** Completed 22 of 34 passes (64.7 comp. pct.) for 279 yards and three TDs for a passer rating of 119.6 ... Became the first Jaguars rookie to throw for at least three TDs in a single game in franchise history
- **11/3 vs. HOU:** Started at quarterback, completing 27 of 47 passes (57.4 comp. pct.) for 309 yards and two INTs for a passer rating of 59.6
- **12/1 vs. T.B.:** Entered the game in the second half, completing 16 of 27 passes (59.3 comp. pct.) for 147 yards, one TD and one INT
- **12/8 vs. LAC:** Started and completed 24 of 37 passes for 162 yards and one TD ... With his 15th TD pass of the season, a 12-yard TD pass to TE **Nick O'Leary** in the third quarter, Minshew set the franchise record for the most TD passes by a rookie in Jaguars history
- **12/15 at OAK:** Completed 17 of 29 passes for 201 yards and two TDs, including the go-ahead TD pass to WR **Chris Conley** with 0:31 remaining
- **12/29 vs. IND:** Completed 27 of 39 passes (69.2 comp. pct.) for 295 yards, three TDs and one INT, finishing with a passer rating of 106.2

COLLEGE (AT WASHINGTON STATE, 2018)

- Graduated from East Carolina in December 2017 and enrolled at WSU in June 2018
- Finished fifth in the 2018 Heisman Trophy voting
- Won 2018 Johnny Unitas Golden Arm Award (nation's top senior of fourth-year junior QB) and was named a finalist for the Walter Camp Player of the Year and Davey O'Brien Award (nation's top QB)
- Named Pac-12 Conference Offensive Player of the Year and earned a spot on the All-Pac-12 First Team after leading the country in passing (367.6 yards per game)
- Set Pac-12 Conference and WSU single-season records in passing yards (4,779) and completions (468)

PERSONAL

- Attended Brandon (Miss.) High School
- Son of **Flint** and **Kim Minshew**
- Flint played football at Millsaps College (Miss.) and was named to the MC Athletic Hall of Fame
- Kim played basketball at Mississippi State
- Has two younger sisters, Meredith and Callie, who is a volleyball student-athlete at Mississippi State
- Hosted the annual 'Shop With a Jaguar' holiday event in which local children from around the Jacksonville area were treated to a shopping spree
- Spent part of his 2020 offseason roadtripping from Jacksonville to Los Angeles in an RV
- Hosted players-only film review on Microsoft Teams during COVID self-quarantine

REGULAR SEASON PASSING STATISTICS

YEAR	TEAM	P/S	COMP	ATT	PCT	YDS	AVG	TD	INT	SK	RTG
2019	JAX	14/12	285	470	60.6	3,271	7.0	21	6	33	91.2
2020	JAX	9/8	216	327	66.1	2,259	6.9	16	5	27	95.9
NFL totals: 2 yrs.		23/20	501	797	62.9	5,530	6.9	37	11	60	93.1

Single Game Career Highs

Passing completions:
31 (10/11/20 at HOU)

Passing attempts:
49 (10/11/20 at HOU)

Passing yards:
374 (10/6/19 at CAR)

Passer rating:
142.3 (9/13/20 vs. IND)

REGULAR SEASON RUSHING STATISTICS

YEAR	TEAM	ATT	YDS	AVG	LG	TD
2019	JAX	67	344	5.1	21	0
2020	JAX	29	153	5.3	16	1
NFL totals: 2 yrs.		96	497	5.2	21	1

Single Game Career Highs

Rushing attempts:
9 (10/20/19 at CIN)

Rushing yards:
56 (9/15/19 at HOU)

Rushing long:
21 (9/15/19 at HOU)

2020 GAME-BY-GAME PASSING STATISTICS

DATE	OPP	P/S	COMP	ATT	PCT	YDS	AVG	TD	INT	SK	RTG
09/13	vs. IND	1/1	19	20	95.0	173	8.7	3	0	4	142.3
09/20	at TEN	1/1	30	45	66.7	339	7.5	3	2	2	92.7
09/24	vs. MIA	1/1	30	42	71.4	275	6.5	0	1	4	79.0
10/04	at CIN	1/1	27	40	67.5	351	8.8	2	1	3	101.1
10/11	at HOU	1/1	31	49	63.3	301	6.1	2	0	3	94.0
10/18	vs. DET	1/1	25	44	56.8	243	5.5	1	1	1	70.5
10/25	at LAC	1/1	14	27	51.9	173	6.4	2	0	5	96.7
BYE WEEK											
11/08	vs. HOU					Inactive					
11/15	at G.B.					Inactive					
11/22	vs. PIT					Inactive					
11/29	vs. CLE					Inactive					
12/06	at MIN					Did not play					
12/13	vs. TEN	1/0	18	31	58.1	178	5.7	1	0	0	85.1
12/20	at BAL	1/1	22	29	75.9	226	7.8	2	0	5	120.8
12/27	vs. CHI										
01/03	at IND										
2020 totals:		9/8	216	327	66.1	2,259	6.9	16	5	27	95.9

2019 GAME-BY-GAME PASSING STATISTICS

DATE	OPP	P/S	COMP	ATT	PCT	YDS	AVG	TD	INT	SK	RTG
9/08	vs. KC	1/0	22	25	88.0	275	11.0	2	1	1	122.5
9/15	at HOU	1/1	23	33	69.7	213	6.5	1	0	4	97.2
9/19	vs. TEN	1/1	20	30	66.7	204	6.8	2	0	0	110.6
9/29	at DEN	1/1	19	33	57.6	213	6.5	2	0	5	97.2
10/06	at CAR	1/1	26	44	59.1	374	8.5	2	0	2	101.9
10/13	vs. N.O.	1/1	14	29	48.3	163	5.6	0	1	2	51.4
10/20	at CIN	1/1	15	32	46.9	255	8.0	1	0	2	84.8
10/27	vs. NYJ	1/1	22	34	64.7	279	8.2	3	0	2	119.6
11/03	vs. HOU	1/1	27	47	57.4	309	6.6	0	2	3	59.6
BYE WEEK											
11/17	at IND					Did not play					
11/24	at TEN					Did not play					
12/01	vs. T.B.	1/0	16	27	59.3	147	5.4	1	1	2	71.1
12/08	vs. LAC	1/1	24	37	64.9	162	4.4	1	0	2	83.4
12/15	at OAK	1/1	17	29	58.8	201	6.9	2	0	2	102.8
12/22	at ATL	1/1	13	31	41.9	181	5.8	1	0	3	72.1
12/29	vs. IND	1/1	27	39	69.2	295	7.6	3	1	3	106.2
2019 totals:		14/12	285	470	60.6	3,271	7.0	21	6	33	91.2

THE GARDNER MINSHAW II FILE

On what fans should know about him: I'm a grill master. Throw me on the grill, whatever you want, however you like it cooked, I'll get it done for you.

On his hidden talents: I'm very good at ping pong. I'm also really good at pool volleyball. I like doing woodworking, craftsman-type stuff.

On his nickname while growing up: I've had a few: G, Gard, Gard-dog, G-money


On who is most responsible for getting him to the NFL: My parents. I'd like to think they raised me right and made me who I am today.

On what animal he would be: Silverback gorilla because they live in families of 50-60. They make beds out of plants so they live pretty comfortably. They eat good food and swing from trees, so, yeah. I wanted to be Tarzan when I grew up.

On what he would do if he didn't play football: I used to want to be a cowboy.

Best advice he ever received: The only thing you can control is how hard you work.


THE EVOLUTION OF THE 'STACHE




NWCC (2015)



ECU (2017)



WSU (2018)



JAX (2019)

On the origins of the 'stache: I've done weird facial hair stuff for a long time, but the 'stache caught on [at Washington State]. There were a bunch of us that were going to do it going into fall camp. We get about half way through it and everyone else quit on me. I was like, I'm going to do this longer than anybody and then it just caught on.

On if he thought the cult status would develop: Absolutely not. It's taken on a life of its own. *It calls the shots now. I'm just along for the ride.*

FIRST-YEAR MILESTONES

QB Gardner Minshew II led all rookies in the NFL with six wins, a 92.1 QB rating and six games with at least a 100 QB rating in 2019. See below for how the sixth-round QB compared to his first-year counterparts.

QB WINS,
ROOKIES, 2019, NFL

RK.	PLAYER (TEAM)	DRAFTED	GP	WINS
1.	QB Gardner Minshew II (JAX)	Sixth Round	14	6
2.	QB Kyler Murray (ARI)	First Round	16	5
3.	QB Drew Lock (DEN)	Second Round	5	4

QB RATING (MIN. 100 ATTEMPTS),
ROOKIES, 2019, NFL

RK.	PLAYER (TEAM)	DRAFTED	ATT.	QBR
1.	QB Gardner Minshew II (JAX)	Sixth Round	470	91.2
2.	QB Drew Lock (DEN)	Second Round	156	89.7
3.	QB Daniel Jones (NYG)	First Round	459	87.7
4.	QB Kyler Murray (ARI)	First Round	542	87.4



ANDREW NORWELL



POSITION: OFFENSIVE LINEMAN
HT: 6-6 | **WT:** 325 | **DOB:** 10-25-1991
COLLEGE: OHIO STATE
HOMETOWN: CINCINNATI, OHIO
ACQ: UNRESTRICTED FREE AGENT (CAR) 2018
EXP: 7TH YEAR



@AndrewNorwell



@A_Norwell68

TRANSACTIONS

Originally drafted by Carolina as an undrafted rookie on 5/16/14 ... Signed as an unrestricted free agent by Jacksonville on 3/15/17 ... Placed on injured/reserve on 11/27/18

PRO (GAMES PLAYED/STARTED - 93/92, 5/5)

- Has appeared in 93 games throughout his six-year career, making 92 starts
- Named Associated Press All-Pro First Team in 2017

2020 (w/ JAX - 11/11)

Placed on injured reserve on Nov. 28 ... Activated from injured reserve on Dec. 19

- **9/13 vs. IND:** Started at left guard and helped undrafted rookie RB **James Robinson** rush for 62 yards
- **9/20 at TEN:** Started at left guard and helped the team rush for 165 yards
- **9/24 vs. MIA:** Started at left guard
- **10/4 at CIN:** Started at left guard
- **10/11 at HOU:** Started at left guard
- **10/18 vs. DET:** Started at left guard
- **10/25 at LAC:** Started at left guard
- **11/8 vs. HOU:** Started at left guard
- **11/15 at G.B.:** Started at left guard
- **11/22 vs. PIT:** Started at left guard
- **12/20 at BAL:** Started at left guard

2019 (w/ JAX - 16/16)

Started all 16 games at left guard ... Part of an offensive line that helped RB **Leonard Fournette** gain 1,674 yards from scrimmage ... Fournette became the only Jaguars player since 2011 to post at least 1,500 scrimmage yards in a single season

- **9/29 at DEN:** Started at left guard, aiding in RB **Leonard Fournette's** career-high 225 yards rushing and an average of 7.1 yards per carry ... The team finished with 269 total net rushing yards, the second-most in franchise history
- **10/6 at CAR:** Started and helped RB **Leonard Fournette** eclipse the 100-yard mark in back-to-back games for the first time since Fournette's rookie season in 2017
- **10/20 at CIN:** Started at left guard, paving the way for RB **Leonard Fournette's** 131 yards rushing

2018 (w/ JAX - 11/11)

Appeared in 11 contests for the Jaguars, starting each contest at left guard

- **9/9 at NYG:** Started at left guard and helped the team rush for 137 yards in his Jaguars debut
- **9/16 vs. N.E.:** Started at left guard and was part of the unit that did not allow a sack
- **9/30 vs. NYJ:** Started at left guard and helped the team rush for 126 yards
- **11/11 at IND:** Started at left guard and did not allow a sack while playing all 75 offensive plays
- **11/18 vs. PIT:** Started at left guard and helped the team rush for 179 yards

2017 (w/ CAR - 16/16, 1/1)

Led an offensive line that paved the way for the NFL's fourth-ranked ground attack to rush for 2,102 yards (131.3 rushing yards per game) ... Part of a unit that allowed just 35 sacks on the season

2016 (w/ CAR - 16/16)

Started at left guard for the first time in his career and was the team's only offensive lineman to start all 16 games at the position in which he opened the season ... Carolina boasted the 10th-ranked rushing attack and averaged 113.4 yards per game ... Contributed to a Panthers offense that averaged a 31:44 time of possession, the third-highest mark in team history


2015 (w/ CAR - 13/13, 3/3)

Started 13 regular season games and all three postseason contests, including Super Bowl 50 vs. Denver ... Helped the team set a franchise-record and NFL-leading 500 points scored

2014 (w/ CAR - 10/9, 2/2)

Opened holes for the Panthers to rank seventh in the NFL in rushing, including a league-leading 975 yards over the last five games

33



DARE OGUNBOWALE



POSITION: RUNNING BACK
HT: 5-10 | **WT:** 205 | **DOB:** 5-4-1994
COLLEGE: WISCONSIN
HOMETOWN: MILWAUKEE, WISCONSIN
ACQ: FREE AGENT 2020
EXP: 3RD YEAR



@DG023_



@dareogunbowale

OVERVIEW

Originally signed by Houston as an undrafted free agent on 4/30/17 ... Waived on 9/2/17 ... Signed by Tampa Bay to the practice squad on 11/30/17 ... Signed by Washington to the practice squad on 12/13/17 ... Promoted to the 53-man roster on 12/23/17 ... Waived by Washington on 3/6/18 ... Signed by Tampa Bay on 4/2/18 ... Waived on 9/2/18 ... Signed by Tampa Bay to the practice squad on 10/29/18 ... Promoted to the 53-man roster on 11/13/18 ... Waived on 11/30/18 ... Signed by Tampa Bay to the practice squad on 12/4/18 ... Waived on 9/4/20 ... Signed by Jacksonville on 9/9/20 ... Pronounced **DAR-ay OH-gun-buh-WALL-ay**

PRO (GAMES PLAYED/STARTED - 32/0)

- Third-year running back has played in 32 games with Washington, Tampa Bay, and Jacksonville, totaling 15 rushing attempts for 41 yards and 38 receptions for 311 yards
- Has also spent time on the practice squads in Tampa Bay and Washington

2020 (w/ JAX - 12/0)

Leads the team with nine special teams tackles in 2020

- 9/13 vs. IND:** Inactive
- 9/20 at TEN:** Made his Jaguars debut on special teams
- 9/24 vs. MIA:** Led the team with two special teams tackles
- 10/4 at CIN:** Saw action on special teams
- 10/11 at HOU:** Tallied one special teams tackle
- 10/18 vs. DET:** Saw action on special teams
- 10/25 at LAC:** Saw action at running back and on special teams ... Posted two special teams tackles
- 11/8 vs. HOU:** Saw action at running back and on special teams
- 11/15 at G.B.:** Posted one reception for 5 yards and two special teams tackles
- 11/22 vs. PIT:** Saw action at running back and on special teams
- 11/29 vs. CLE:** Inactive (hand)
- 12/6 at MIN:** Saw action at running back, rushing twice for 7 yards
- 12/13 vs. TEN:** Saw action at running back and had one reception for 12 yards ... Also recorded one tackle on special teams
- 12/20 at BAL:** Saw action at running back, rushing twice for 17 yards and adding one reception for 8 yards

2019 (w/ T.B. - 16/0)

Played in all 16 games for the first time in his career and posted his first career rushing attempts (11) and receptions (35) ... Also served as the team's special teams captain

2018 (w/ T.B. - 2/0)

Spent time on the practice squad in Tampa Bay before making his season debut on 11/18 at NYG

2017 (w/ WAS - 2/0)

Played in two games in Washington in addition to spending time in training camp with Houston and on the practice squads in Tampa Bay and Washington

COLLEGE (AT WISCONSIN, 2013-16)

- Played in four seasons in Madison, Wisc. after redshirting in 2012
- Rushed for 1,518 yards and 13 TDs in 49 career games ... Also caught 60 passes for 507 yards and two TDs
- Began career as a walk-on defensive back before transitioning to running back in 2014

PERSONAL

- Attended Marquette High School (Milwaukee, Wisc.)
- Son of Yolanda and Gregory
- Sister, Arike, played college basketball at Notre Dame, where she was named the Most Outstanding Player of the Irish's 2018 national title run after hitting game-winning baskets in both the Final Four semifinal and national championship games ... Arike was drafted

REGULAR SEASON STATISTICS


YEAR	TEAM	GP/GS	RUSHING					RECEIVING				
			NO	YDS	AVG	LG	TD	NO	YDS	AVG	LG	TD
2017	WAS	2/0	0	0	0.0	0	0	0	0	0.0	0	0
2018	T.B.	2/0	0	0	0.0	0	0	0	0	0.0	0	0
2019	T.B.	16/0	11	17	1.5	12	2	35	286	8.2	21	0
2020	JAX	12/0	4	24	6.0	17	0	3	25	8.3	12	0
NFL totals: 3 yrs. 32/0			15	41	2.7	17	2	38	311	8.2	21	0

2020 GAME-BY-GAME STATISTICS

DATE	OPP	RUSHING					RECEIVING				
		NO	YDS	AVG	LG	TD	NO	YDS	AVG	LG	TD
09/13	vs. IND						Inactive				
09/20	at TEN	0	0	-	-	0	0	0	-	-	0
09/24	vs. MIA	0	0	-	-	0	0	0	-	-	0
10/04	at CIN	0	0	-	-	0	0	0	-	-	0
10/11	at HOU	0	0	-	-	0	0	0	-	-	0
10/18	vs. DET	0	0	-	-	0	0	0	-	-	0
10/25	at LAC	0	0	-	-	0	0	0	-	-	0
BYE WEEK											
11/08	vs. HOU	0	0	-	-	0	0	0	-	-	0
11/15	at G.B.	0	0	-	-	0	1	5	5.0	5	0
11/22	vs. PIT	0	0	-	-	0	0	0	-	-	0
11/29	vs. CLE						Inactive				
12/06	at MIN	2	7	3.5	4	0	0	0	-	-	0
12/13	vs. TEN	0	0	-	-	0	1	12	12.0	12	0
12/20	at BAL	2	17	8.5	17	0	1	8	8.0	8	0
12/27	vs. CHI										
01/03	at IND										
2020 totals:		4	24	6.0	17	0	3	25	8.3	12	0

Additional statistics: nine special teams tackles





JAMES O'SHAUGHNESSY



POSITION: TIGHT END
HT: 6-4 | **WT:** 245 | **DOB:** 1-14-1992
COLLEGE: ILLINOIS STATE
HOMETOWN: NAPERVILLE, ILLINOIS
ACQ: WAIVERS (NEW ENGLAND) 2017
EXP: 6TH YEAR



@JOShaughnessy80



@Joshaughnessy88

OVERVIEW

Originally drafted by Kansas City in the fifth round (173rd overall) in the 2015 NFL Draft ... Traded to New England with a 2017 sixth-round draft selection (216th overall) in exchange for a 2017 fifth-round draft selection (183rd overall) on 4/29/17 ... Waived by New England on 9/2/17 ... Claimed off waivers by Jacksonville on 9/3/17... Re-signed by Jacksonville on 3/21/19 ... Placed on injured reserve by Jacksonville on 10/9/19 ... Pronounced **oh-SEAN-uh-see**

PRO (GAMES PLAYED/STARTED - 71/33, 4/2)

Has appeared in 71 games, making 33 starts, over six seasons, recording 85 receptions for 836 yards and three TDs

2020 (w/ JAX - 13/12)

- **9/13 vs. IND:** Started at tight end and posted one reception for no gain
- **9/20 at TEN:** Started at tight end and recorded four receptions for 40 yards
- **9/24 vs. MIA:** Started at tight end tallied three receptions for 29 yards
- **10/4 at CIN:** Started at tight end and posted one reception for 26 yards
- **10/11 at HOU:** Started at tight end and tallied three receptions for 20 yards
- **10/18 vs. DET:** Started at tight end
- **10/25 at LAC:** Started at tight end and recorded three receptions for 32 yards
- **11/8 vs. HOU:** Started at tight end and posted one reception for 9 yards
- **11/22 vs. PIT:** Inactive (knee)
- **11/29 vs. CLE:** Saw action at tight end and recorded two receptions for 17 yards
- **12/6 at MIN:** Started at tight end, hauling in four receptions for 41 yards (10.3 rec. avg.)
- **12/13 vs. TEN:** Saw action at tight end and recorded two receptions for 14 yards
- **12/20 at BAL:** Started at tight end and hauled in one pass for 6 yards

2019 (w/ JAX - 5/5)

Started in the first five games of the season before suffering a season-ending knee injury in Week 5 at Carolina ... Totaled 14 receptions for 153 yards (10.9 rec. avg.) and two TDs

- **9/19 vs. TEN:** Started and caught two passes for 18 yards and one TD
- **9/29 at DEN:** Started and hauled in his only reception for an 18-yard TD, his second consecutive game with a receiving TD
- **10/6 at CAR:** Started and recorded three receptions for 57 yards (19.0 avg.) before exiting the game with a knee injury

2018 (w/ JAX - 14/9)

Recorded career-highs in receptions (24) and receiving yards (214)

- **11/11 at IND:** Started and tied for the team-lead with five receptions for 46 yards, including a 4-yard reception from P **Logan Cooke** on a fake field goal, which set up RB **Leonard Fournette's** receiving TD

2017 (w/ JAX - 16/1, 3/2)

Appeared in all 16 games and recorded 14 receptions for 149 yards and one TD

- **12/3 vs. IND:** Recorded one reception for 29 yards on a fake punt from P **Brad Nortman**
- **12/24 at S.F.:** Recorded five receptions for 39 yards and his first career TD
- **1/14 at PIT:** Recorded one reception for 19 yards in the AFC Divisional round

2016 (w/ K.C. - 16/3, 1/0)

Appeared in all 16 games, making three starts and recorded two receptions

2015 (w/ K.C. - 7/3)

Appeared in seven games, making three starts and recorded six receptions for 87 yards ... Was placed on injured reserve on 11/17/15

COLLEGE (AT ILLINOIS STATE, 2010-14)

- Played in 49 games with 37 starts, totaling 67 receptions for 1,170 yards and 14 TDs
- Earned Second-Team All-Missouri Valley Football Conference honors as a senior after totaling 29 receptions for 544 yards and nine TDs

PERSONAL

- Attended Naperville North (Ill.) High School
- Three-year letterman
- Engaged to Ava in the 2020 offseason

REGULAR SEASON STATISTICS

YEAR	TEAM	GP/GS	NO	YDS	AVG	LG	TD
2015	K.C.	7/3	6	87	14.5	30	0
2016	K.C.	16/3	2	-1	-0.5	0	0
2017	JAX	16/1	14	149	10.6	29	1
2018	JAX	14/9	24	214	8.9	17	0
2019	JAX	5/5	14	153	10.9	35	2
2020	JAX	13/12	25	234	9.4	26	0
NFL totals: 6 yrs.		71/33	85	836	9.8	35	3

Single Game Career Highs

Receptions:

5 (twice, last: 11/11/18 at IND)

Receiving yards:

57 (10/6/19 at CAR)

Receiving TDs:

1 (three times, last: 9/29/19 at DEN)

Receiving long:

35 (10/6/19 at CAR)

POSTSEASON CAREER STATISTICS

YEAR	TEAM	GP/GS	NO	YDS	AVG	LG	TD
2016	K.C.	1/0	0	0	0.0	-	0
2017	JAX	3/2	2	23	11.5	19	0
NFL totals: 6 yrs.		4/2	2	23	11.5	19	0

2020 GAME-BY-GAME STATISTICS

DATE	OPP	REC	YDS	AVG.	LG	TD
09/13	vs. Indianapolis	1	0	0.0	0	0
09/20	at Tennessee	4	40	8.0	13	0
09/24	vs. Miami	3	29	9.7	12	0
10/04	at Cincinnati	1	26	26.0	26	0
10/11	at Houston	3	20	6.7	8	0
10/18	vs. Detroit	0	0	-	-	0
10/25	at L.A. Chargers	3	32	10.7	22	0
BYE WEEK						
11/08	vs. Houston	1	9	9.0	9	0
11/15	at Green Bay	0	0	-	-	0
11/22	vs. Pittsburgh	Inactive				
11/29	vs. Cleveland	2	17	8.5	10	0
12/06	at Minnesota	4	41	10.3	24	0
12/13	vs. Tennessee	2	14	7.0	10	0
12/20	at Baltimore	1	6	6.0	6	0
12/27	vs. Chicago					
01/03	at Indianapolis					
2020 totals:		25	234	9.4	26	0



DEVINE OZIGBO



POSITION: RUNNING BACK
HT: 6-0 | **WT:** 225 | **DOB:** 10-2-1996
COLLEGE: NEBRASKA
HOMETOWN: SACHSE, TEXAS
ACQ: WAIVERS (NEW ORLEANS) 2019
EXP: 2ND YEAR



@TrulyDevine_22

TRANSACTIONS

Originally signed by New Orleans as an undrafted rookie on 5/6/19 ... Waived by New Orleans on 8/31/19 ... Claimed off waivers by Jacksonville on 9/1/19

PRO (GAMES PLAYED/STARTED - 16/0)

• Second-year running back appeared in 10 games during his rookie year

2020 (w/ JAX - 6/0)

Spent the offseason and training camp in Jacksonville before being placed on injured reserve on Sept. 10 ... Designated for return on Oct. 14 ... Signed on active 53-man roster on Oct. 24

- **10/25 at LAC:** Saw action on special teams in season debut and posted two special teams tackles
- **11/8 vs. HOU:** Inactive (hamstring)
- **11/15 at G.B.:** Inactive (hamstring)
- **11/22 vs. PIT:** Saw action at running back and compiled three receptions for 5 yards
- **11/29 vs. CLE:** Saw action on offense and special teams and notched one special teams tackle
- **12/6 at MIN:** Saw action on special teams
- **12/13 vs. TEN:** Saw action at running back and hauled in a career-best four receptions for 30 yards (7.5 rec. avg.)
- **12/20 at BAL:** Saw action on offense and special teams and made one reception for 4 yards

2019 (w/ JAX - 10/0)

Appeared in 10 games during his rookie campaign, rushing nine times for 27 yards while hauling in three receptions for 23 yards ... Spent the offseason with New Orleans before being claimed off waivers by Jacksonville prior to Week 1

- **10/6 at CAR:** Appeared in his first career NFL game, seeing action on special teams
- **11/3 vs. HOU:** Saw action on offense and special teams, collecting his first career special teams tackle
- **12/29 vs. IND:** Saw action at running back, rushing nine times for 27 yards while hauling in three passes for 23 yards

COLLEGE (AT NEBRASKA, 2015-18)

- Was a three-year starter for Nebraska, playing in 41 games with 20 starts and finishing his college career with 419 carries for 2,196 yards (5.2 avg.) and 21 TDs, while also adding 49 receptions for 488 yards (10.0 avg.)
- In 2018, appeared in 12 games and was Nebraska's leading rusher with 155 carries for 1,082 yards (7.0 avg.) and 12 rushing TDs, earning Third-Team All-Big Ten recognition
- Appeared in 10 games in 2017 and was Nebraska's leading rusher with 129 carries for 493 yards (3.8 avg.) and three TDs, earning Honorable-Mention All-Big Ten honors

PERSONAL

- Attended Sachse (Texas) High School where he earned First-Team All-District 11 honors in the 5A ranks for his outstanding play as a senior
- Ranked among the nation's top 60 RBs by Rivals.com, 247 Sports and ESPN
- Participated in track, helping the school earn a top-five district finish in 2014

REGULAR SEASON STATISTICS

YEAR	TEAM	GP/GS	RUSHING					RECEIVING				
			NO	YDS	AVG	LG	TD	NO	YDS	AVG	LG	TD
2019	JAX	10/0	9	27	3.0	9	0	3	23	7.7	12	0
2020	JAX	6/0	0	0	-	-	0	8	39	4.9	12	0
NFL totals: 2 yrs. 16/0			9	27	3.0	9	0	11	62	5.6	12	0

Single Game Career Highs

Rushing attempts:

9 (12/29/19 vs. IND)

Rushing yards:

27 (12/29/19 vs. IND)

Receptions:

4 (12/13/20 vs. TEN)

Receiving yards:


30 (12/13/20 vs. TEN)

Additional Statistics: five special teams tackles - two in 2019 and three in 2020

2020 GAME-BY-GAME STATISTICS

DATE	OPP	RUSHING					RECEIVING				
		NO	YDS	AVG	LG	TD	NO	YDS	AVG	LG	TD
09/13	vs. IND						Injured reserve				
09/20	at TEN						Injured reserve				
09/24	vs. MIA						Injured reserve				
10/04	at CIN						Injured reserve				
10/11	at HOU						Injured reserve				
10/18	vs. DET						Injured reserve				
11/25	at LAC	0	0	0.0	0	0	0	0	0.0	0	0
BYE WEEK											
11/08	vs. HOU						Inactive				
11/15	at G.B.						Inactive				
11/22	vs. PIT	0	0	0.0	0	0	3	5	1.7	3	0
11/29	vs. CLE	0	0	0.0	0	0	0	0	0.0	0	0
12/06	at MIN	0	0	0.0	0	0	0	0	0.0	0	0
12/13	vs. TEN	0	0	0.0	0	0	4	30	5.0	12	0
12/20	at BAL	0	0	0.0	0	0	1	4	4.0	4	0
12/27	vs. CHI										
01/03	at IND										
2020 totals:		0	0	-	-	0	8	39	4.9	12	0





POSITION: LINEBACKER
HT: 6-0 | **WT:** 234 | **DOB:** 10-28-1997
COLLEGE: MIAMI (FLA.)
HOMETOWN: ORANGE PARK, FLORIDA
ACQ: FOURTH ROUND (140TH) OF 2020 NFL DRAFT
EXP: ROOKIE



@OgBoobie_Shaq



@Shaq_da_gr8

OVERVIEW

Originally drafted by Jacksonville in the fourth round (140th overall) of the 2020 draft

PRO (GAMES PLAYED/STARTED - 10/0)

2020 (w/ JAX - 10/0)

Placed on injured reserve on Nov. 7 with a knee injury ... Activated from injured reserve on Dec. 5 ... Had posted five special teams tackles

- **9/13 vs. IND:** Saw 13 snaps on special teams in NFL debut
- **9/20 at TEN:** Led the team with two special teams tackles
- **9/24 vs. MIA:** Saw action on special teams
- **10/4 at CIN:** Saw action on special teams and tallied one special teams tackle
- **10/11 at HOU:** Saw action on special teams
- **10/18 vs. DET:** Saw action on special teams
- **10/25 at LAC:** Saw action on special teams
- **12/6 at MIN:** Saw action on special teams and made one tackle
- **12/13 vs. TEN:** Saw action on special teams
- **12/20 at BAL:** Saw action on special teams

COLLEGE (AT MIAMI (FLA), 2016-19)

- Only player in Miami (Fla.) history to start 52 games without missing a single start
- Finished his career with 356 tackles, which ranks ninth place in Miami (Fla.) history ... Totaled 46.5 tackles for loss, 13.0 sacks, 13 passes defended, five fumble recoveries, five fumble recoveries and one INT
- Named to the All-ACC team all four seasons, including earning First-Team honors as a junior and a senior

PERSONAL

- Attended Oakleaf (Orange Park, Fla.) High School, which is fewer than 25 miles from TIAA Bank Field
- Considers former Miami Hurricanes (and Panthers/Giants) LB **Jon Beason**, his mentor
- Played Pop Warner football for the Orange Park Pee Wee Cyclones
- Was gathered with family in Jacksonville when he was drafted by the Jaguars

REGULAR SEASON STATISTICS

YEAR	TEAM	GP/GS	TKL	SOLO	ASST	SACKS	FF	FR	PD	TFL	INT
2020	JAX	10/0	0	0	0	0.0	0	0	0	0	0
NFL totals: 1 yr.		10/0	0	0	0	0.0	0	0	0	0	0

2020 GAME-BY-GAME STATISTICS

DATE	OPP	TKL	SOLO	ASST	SACKS	FF	FR	PD	TFL	INT
09/13	vs. Indianapolis	0	0	0	0.0	0	0	0	0	0
09/20	at Tennessee	0	0	0	0.0	0	0	0	0	0
09/24	vs. Miami	0	0	0	0.0	0	0	0	0	0
10/04	at Cincinnati	0	0	0	0.0	0	0	0	0	0
10/11	at Houston	0	0	0	0.0	0	0	0	0	0
10/18	vs. Detroit	0	0	0	0.0	0	0	0	0	0
10/25	at L.A. Chargers	0	0	0	0.0	0	0	0	0	0
BYE WEEK										
11/08	vs. Houston				Injured reserve					
11/15	at Green Bay				Injured reserve					
11/22	vs. Pittsburgh				Injured reserve					
11/29	vs. Cleveland				Injured reserve					
12/06	at Minnesota	0	0	0	0.0	0	0	0	0	0
12/13	vs. Tennessee	0	0	0	0.0	0	0	0	0	0
12/20	at Baltimore	0	0	0	0.0	0	0	0	0	0
12/27	vs. Chicago									
01/03	at Indianapolis									
2020 totals:		0	0	0	0.0	0	0	0	0	0

Additional statistics: five special teams tackles

NOTE THE QUOTES: ON LB SHAQUILLE QUARTERMAN

"I like him. You put on the tape and watch him and he's going around making plays. He's a guy that really loves football. You dig a little deeper. You see a guy that has great leadership. I'm sure he's going to have a great opportunity to compete. He's ready. He said, 'Coach, I'm just telling you now when my cleats are on the grass, I will do whatever you want me to do. I'm going to play.' Those are the kind of things you feel good about."

- HC Doug Marrone

"This kid is a four-year starter, productive, smart, tough, all-about-ball, alpha male, leader, locker room guy. ... He's been through a couple coaching staffs, all coaching staffs current and former loved the kid. Like I said, he was kind of the alpha male there. He speaks when spoken to, or speaks up when spoken to the team, really tough kid."

- Director of College Scouting Mark Ellenz

"I don't know what football team wouldn't want Shaq Quarterman in their locker room. He's been the consummate pro for his entire college career already. He's all business, doesn't want to ever get outworked. He gives everything he has for the game. He's the guy you want on your team. He's going to find a team that is going to love him, and they're going to use him the best way. And when he gets on any roster they're going to find out that they're really, really happy to have picked him."

- Miami (Fla.) HC Manny Diaz

"He's that guy who is going to lead by example. He don't do much talking. He's going to show you what it's about, so they're going to get a hell of a guy, a better young man, and I know he's going to do a lot of great things in the community."

- BurchSports Trainer Koreen Burch

HOMETOWN HERO

LB Shaquille Quarterman was surrounded by family in Jacksonville when he received the call that he would playing for his hometown team.

"It's an awesome blessing to play for any team in the NFL, but being able to stay home is just a different feeling," Quarterman said after being selected. "It's a very different feeling. I'm just so happy that I had the opportunity to do it, because to be honest most people don't get the chance to do that. Representing the brand has always been a thing for me, especially Jacksonville with that 904. I've been throwing my fours up since I got to college. I'm excited."

After he was drafted by the Jaguars, he trained at Orange Park Athletic Association during the 2020 offseason, which still has a banner with his name on it along with other members of the Orange Park Cyclones, Quarterman's Pop Warner team when he was 7 years old.





CARAUN REID



POSITION: DEFENSIVE LINE
HT: 6-2 | **WT:** 292 | **DOB:** 11-23-1991
COLLEGE: PRINCETON
HOMETOWN: BRONX, NEW YORK
ACQ: FREE AGENT 2020
EXP: 5TH YEAR



@ChopReid



@Raunreid

OVERVIEW

Originally drafted by Detroit in the fifth round (158th overall) of the 2014 NFL Draft ... Waived on 9/3/16 ... Claimed off waivers by San Diego on 9/4/16 ... Placed on reserve/injured on 10/25/16 ... Waived by San Diego on 9/2/17 ... Signed by Detroit on 10/11/17 ... Released on 10/18/17 ... Signed by Washington on 11/14/17 ... Waived on 12/4/17 ... Signed by Indianapolis on 12/18/17 ... Released on 8/18/18 ... Signed by Dallas on 8/20/18 ... Released on 9/1/18 ... Signed by Dallas on 9/25/18 ... Signed by Indianapolis on 6/10/19 ... Released on 8/30/19 ... Signed by Arizona on 12/4/19 ... Signed by Jacksonville on 8/10/20 ... Released on 9/5/20 ... Signed by Jacksonville's practice squad on 9/6/20 ... Promoted to the active roster on 10/12/20 ... Waived by Jacksonville on 11/14/20 ... Signed by Jacksonville's practice squad on 11/17/20 ... Promoted to Jacksonville's active roster on 12/5/20 ... **Pronounced kuh-RAHN**

PRO (GAMES PLAYED/STARTED - 53/16)

• Fifth-year defensive lineman has played in 53 career games and totaled 55 career tackles (38 solo), 11 tackles for loss, 3.5 sacks, two fumble recoveries (both returned for a TD) and one forced fumble
 • In 2015, played in 14 games (12 starts) and tallied career highs in tackles (29), tackles for loss (seven) and sacks (2.0)

2020 (w/ JAX - 6/0)

Spent the first four weeks of the 2020 season on Jacksonville's practice squad after signing with the Jaguars on Aug. 10 ... Prior to Week 5, was designated as a protected practice squad player and was elevated to the active/inactive list on Oct. 10 ... Was waived by Jacksonville on Nov. 14 prior to being re-signed by the team to the practice squad on Nov. 17 ... Was promoted to the active roster on Dec. 5 prior to Week 13

- **10/11 at HOU:** Designated as a protected practice squad player and was elevated to the active/inactive list on Oct. 10 ... Saw action at defensive tackle in his Jaguars debut
- **10/18 vs. DET:** Saw action at defensive tackle and on special teams
- **10/25 at LAC:** Tallied one tackle at defensive tackle and saw action on special teams
- **11/8 vs. HOU:** Inactive
- **12/6 at MIN:** Saw action at defensive tackle and posted three tackles
- **12/13 vs. TEN:** Saw action at defensive tackle and on special teams
- **12/20 at BAL:** Saw action at defensive tackle and made one solo tackle

2019 (w/ ARI - 3/3)

Appeared in and started three games with Arizona after spending the 2019 training camp with Indianapolis

2018 (w/ DAL - 10/1)

Played in 10 games and 10 tackles and one forced fumble

2017 (w/ DET - 1/0)

Appeared in one game with Detroit in his second stint with the team

2016 (w/ S.D. - 7/0)

Tallied five tackles and returned a fumble 61 yards for a TD in seven games played

2015 (w/ DET - 14/12)

Played in 14 games (12 starts) and tallied career highs in tackles (29), tackles for loss (seven) and sacks (2.0)

2014 (w/ DET - 12/0)

Played in 12 games and recorded two tackles in his rookie campaign

COLLEGE (AT PRINCETON, 2009-13)

- Named a finalist for the Ivy League Defensive Player of the Year in 2013 after totaling 26 tackles, 6.5 sacks, one INT and one blocked kick as a senior
- Earned First-Team All-Ivy League for three seasons, becoming one of four players in Princeton history to earn the honor three times
- As a sophomore in 2011, earned First-Team All-Ivy League honors after leading all Ivy League linemen with 68 tackles, including 29 solo tackles

PERSONAL

- Attended Mount Saint Michael Academy in the Bronx, New York
- Earned Mount Saint Michael Academy's Monsignor Matthew Peters student-athlete award and was a member of the National Honor Society and the National Society of High School Scholars
- Plays the guitar and sings
- Avid reader

REGULAR SEASON STATISTICS

YEAR	TEAM	GP/GS	TKL	SOLO	ASST	SACKS	FF	FR	PD	TFL
2014	DET	12/0	2	0	2	0.0	0	0	1	0
2015	DET	14/12	29	23	6	2.0	0	1	0	7
2016	S.D.	7/0	5	5	0	1.0	0	1	1	2
2017	DET	1/0	0	0	0	0.0	0	0	0	0
2018	DAL	10/1	10	6	4	0.5	1	0	0	1
2019	ARI	3/3	4	1	3	0.0	0	0	0	1
2020	JAX	6/0	5	3	2	0.0	0	0	0	0
NFL totals: 5 yrs.		53/16	55	38	17	3.5	1	2	2	11

Single Game Career Highs

Tackles:

6 (10/25/15 vs. MIN)

Sacks:

1.0 (three times, last: 11/15/15 at GB)

Forced fumbles:

1 (12/16/18 at DAL)

Fumble recoveries:

1 (two times, last: 9/25/16 at IND)

Passes defended:

1 (two times, last: 9/18/16 vs. JAX)

2020 GAME-BY-GAME STATISTICS

DATE	OPP	TKL	SOLO	ASST	SACKS	FF	FR	PD	TFL
09/13	vs. Indianapolis				Practice squad				
09/20	at Tennessee				Practice squad				
09/24	vs. Miami				Practice squad				
10/04	at Cincinnati				Practice squad				
10/11	at Houston	0	0	0	0.0	0	0	0	0
10/18	vs. Detroit	0	0	0	0.0	0	0	0	0
10/25	at L.A. Chargers	1	0	1	0.0	0	0	0	0
	BYE WEEK								
11/08	vs. Houston				Inactive				
11/15	at Green Bay				Not on team				
11/22	vs. Pittsburgh				Practice squad				
11/29	vs. Cleveland				Practice squad				
12/06	at Minnesota	3	2	1	0.0	0	0	0	0
12/13	vs. Tennessee	0	0	0	0.0	0	0	0	0
12/20	at Baltimore	1	1	0	0.0	0	0	0	0
12/27	vs. Chicago								
01/03	at Indianapolis								
2020 totals:		5	3	2	0.0	0	0	0	0

76



WILL RICHARDSON JR.



POSITION: OFFENSIVE LINEMAN
HT: 6-6 | **WT:** 306 | **DOB:** 1-4-1996
COLLEGE: NORTH CAROLINA STATE
HOMETOWN: BURLINGTON, NORTH CAROLINA
ACQ: FOURTH ROUND (129TH) OF 2018 DRAFT
EXP: 3RD YEAR



@Will_MadlyLoved



@Will_MadlyLoved

TRANSACTIONS

Originally drafted by Jacksonville in the fourth round (129th overall) of the 2018 draft ... Placed on injured reserve on 10/20/18

PRO (GAMES PLAYED - 29/2)

• Third-year offensive lineman who has seen action at guard and tackle

2020 (w/ JAX - 14/0)

- **9/13 vs. IND:** Saw action on special teams
- **9/20 at TEN:** Saw action on special teams
- **9/24 vs. MIA:** Saw action on special teams and subbed in at left tackle in the fourth quarter for OL **Cam Robinson**
- **10/4 at CIN:** Saw action on special teams and replaced OL **Cam Robinson** (knee) at left tackle in the fourth quarter
- **10/11 at HOU:** Saw action on special teams
- **10/18 vs. DET:** Saw action on special teams
- **10/25 at LAC:** Saw action on special teams
- **11/8 vs. HOU:** Saw action on the offensive line and on special teams
- **11/15 at G.B.:** Saw action on the offensive line and on special teams
- **11/22 vs. PIT:** Saw action on special teams
- **11/29 vs. CLE:** Saw action on special teams
- **12/6 at MIN:** Saw action on the offensive line and on special teams
- **12/13 vs. TEN:** Saw action on special teams
- **12/20 at BAL:** Saw action on the offensive line and on special teams

2019 (w/ JAX - 15/2)

Saw action in 15 games, starting two at left tackle for injured OL **Cam Robinson** during Weeks 1-2

- **9/8 vs. K.C.:** Made his NFL debut with a start at left tackle
- **9/29 at DEN.:** Saw action at right guard, rotating with OL **A.J. Cann** and aiding in RB **Leonard Fournette's** career-high 225 yards rushing and average of 7.1 yards per carry ... The team finished with 269 total net rushing yards, the second-most in franchise history
- **10/6 at CAR:** Saw 45 snaps at right guard helping RB **Leonard Fournette** eclipse the 100-yard mark in back-to-back games for the first time since Fournette's rookie season in 2017

2018 (w/ JAX - 0/0)

Inactive for the first five games of the season, before being active in Week 6 but not playing ... Placed on injured reserve on Oct. 20

COLLEGE (AT NORTH CAROLINA STATE, 2014-17)

- Appeared in 34 games with 32 starts at offensive tackle for the Wolfpack
- Started all 11 games and was named Second-Team All-ACC by the league and the Atlantic Coast Sports Media Association in 2017 and was part of an offensive line that ranked second in the Power 5 in sacks allowed
- Did not allow a sack during his senior season in 2017

PERSONAL

- Attended Cummings (Burlington, N.C.) High School, where he was a two-time Burlington Times-News All-Region Selection
- Special talents includes beat boxing
- Started a podcast in the Summer of 2020 called "The Sideline Story" and has interviewed several teammates





POSITION: OFFENSIVE LINEMAN
HT: 6-6 | **WT:** 320 | **DOB:** 10-9-1995
COLLEGE: ALABAMA
HOMETOWN: WEST MONROE, LOUISIANA
ACQ: SECOND ROUND (34TH) OF 2017 DRAFT
EXP: 4TH YEAR



@CRobinson_68



@_CRob68

TRANSACTIONS

Drafted by Jacksonville in the second round (34th overall) of the 2017 draft on choice obtained from Seattle for Jaguars' second-round (35th) and sixth-round (187th overall) picks ... Placed on injured/reserve on 9/17/18

PRO (GAMES PLAYED/STARTED - 45/45, 3/3)

• Fourth-year offensive lineman who has started in all 45 games in which he has appeared at left tackle

2020 (w/ JAX - 14/14)

- **9/13 vs. IND:** Started at left tackle and helped undrafted rookie RB **James Robinson** rush for 62 yards
- **9/20 at TEN:** Started at left tackle and helped the team rush for 165 yards
- **9/24 vs. MIA:** Started at left tackle prior to leaving the game due to disqualification
- **10/4 at CIN:** Started at left tackle and left the game with a knee injury
- **10/11 at HOU:** Started at left tackle
- **10/18 vs. DET:** Started at left tackle
- **10/25 at LAC:** Started at left tackle
- **11/8 vs. HOU:** Started at left tackle
- **11/15 at G.B.:** Started at left tackle
- **11/22 vs. PIT:** Started at left tackle
- **11/29 vs. CLE:** Started at left tackle
- **12/6 at MIN:** Started at left tackle
- **12/13 vs. TEN:** Started at left tackle
- **12/20 at BAL:** Started at left tackle

2019 (w/ JAX - 14/14)

Saw action and started in 14 games at left tackle after missing the first two weeks of the season with a knee injury ... Part of an offensive line that helped RB **Leonard Fournette** gain 1,674 yards from scrimmage ... Fournette became the only Jaguars player since 2011 to post at least 1,500 scrimmage yards in a single season ... Winner of the 2019 Ed Block Courage Award

- **9/29 at DEN:** Started and aided in RB **Leonard Fournette's** career-high 225 yards rushing and an average of 7.1 yards per carry ... The team finished with 269 total net rushing yards, the second-most in franchise history
- **10/6 at CAR:** Started at left tackle, helping RB **Leonard Fournette** eclipse the 100-yard mark in back-to-back games for the first time since Fournette's rookie season in 2017

2018 (w/ JAX - 2/2)

Started in the first two games of the season before having his 2018 campaign end early due to a knee injury

- **9/9 at NYG:** Started at left tackle and helped the team rush for 137 yards
- **9/16 vs. N.E.:** Started at left tackle, but left the game in the first quarter with a knee injury and did not return

2017 (w/ JAX - 15/15, 3/3)

Part of an offensive line that helped the team lead the league in rushing for the first time in franchise history and allowed a franchise-low 24 sacks

- **9/10 at HOU:** Made his NFL debut and started at left tackle and helped pave the way for the team to rush for 155 yards ... Did not allow a sack
- **1/14 at PIT:** Started and helped the team rush for 164 yards and did not allow a sack

COLLEGE (AT ALABAMA, 2014-16)

- Started all 43 games at left tackle during his three seasons in Tuscaloosa
- Paved the way for 28 100-yard rushing performances
- Unanimous All-American and Outland Trophy winner, given annually to the nation's top interior lineman on offense or defense and in 2015
- Named First-Team All-SEC by both the conference coaches and the Associated Press
- Earned Freshman All-American honors by Sporting News and the Football Writers Association of America

PERSONAL

- Played at West Monroe (Louisiana) High School for Head Coach **Jerry Arledge**
- First-Team All-USA selection by the USA Today
- Rated as the No. 2 player in the nation by Scout.com
- ESPN rated him the No. 1 offensive tackle, No. 2 player in the state and No. 2 prospect in the ESPN 300





JAMES ROBINSON



POSITION: RUNNING BACK
HT: 5-9 | **WT:** 219 | **DOB:** 8-9-1998
COLLEGE: ILLINOIS STATE
HOMETOWN: ROCKFORD, ILLINOIS
ACQ: ROOKIE FREE AGENT 2020
EXP: ROOKIE



@Robinson_Jamess



@james_robinson25

TRANSACTIONS

Originally signed by Jacksonville as a rookie free agent on April 28, 2020

PRO (GAMES PLAYED/STARTED - 14/14)

• Rookie running back made the initial 53-man roster after signing with the teams as a rookie free agent

2020 (w/ JAX - 14/14)

His 1,414 scrimmage yards through 14 games are the most scrimmage yards by an undrafted rookie through the first 14 weeks of a season in NFL history ... Became the fourth undrafted rookie, and the fastest to do so, to total at least 1,000 rushing yards in NFL history

- **9/13 vs. IND:** Became the first undrafted rookie running back to start on Kickoff Weekend since 1990 ... Rushed 16 times for 62 yards and added one reception for 28 yards ... His 90 scrimmage yards were the sixth-most ever by an undrafted rookie on Kickoff Weekend
- **9/20 at TEN:** Rushed 16 times for 102 yards (6.4 avg.) and his first NFL TD ... Added three receptions for 18 yards ... Became the second undrafted rookie since 1988 to post at least 100 scrimmage yards and a rushing TD in his first or second career game (Colts RB **James Munro**, 11/10/02)
- **9/24 vs. MIA:** Caught six passes for 83 yards and rushed 11 times for 46 yards and two TDs
- **10/4 at CIN:** Started at running back and gained 75 rushing yards on 17 carries and 32 receiving yards on four receptions ... Posted his third consecutive game with at least 100 yards from scrimmage
- **10/11 at HOU:** Rushed 13 times for 48 yards and posted five receptions for 22 yards
- **10/18 vs. DET:** Totaled 53 scrimmage yards (29 rushing, 24 receiving) and caught his first career receiving TD on a 14-yard pass from QB **Gardner Minshew II**
- **10/25 at LAC:** Posted 137 scrimmage yards (119 rushing, 18 receiving), one rushing TD and one receiving TD, including a 4-yard TD run and a 9-yard TD catch
- **11/8 vs. HOU:** Finished with 25 rushes for 99 yards, surpassing RB **Phillip Lindsay** for the most scrimmage yards by an undrafted rookie through the first nine weeks of a season in NFL history ... Scored his seventh TD of the season on a 1-yard plunge, which tied RB **Samkon Gado** (2005) and RB **James Munro** (2002) for the most TDs in NFL history by an undrafted rookie through their first eight career games.
- **11/15 at G.B.:** Produced his third 100-yard rushing game of the season, finishing with 109 yards on 23 carries ... Added two receptions for 3 yards
- **11/22 vs. PIT:** Amassed 73 yards rushing on 17 carries (4.3 rush avg.) while hauling in two passes for 21 yards ... Surpassed 1,000 yards from scrimmage (1,011) with 94 total yards in the game, becoming only the fifth undrafted rookie in the common draft era to accomplish the feat and the first to do it through 10 career games played
- **11/29 vs. CLE:** Started at running back and produced his fourth 100-yard rushing game of the season, amassing 128 yards on 22 attempts (5.82 rush avg.) and one TD ... Added five receptions for 31 yards
- **12/6 at MIN:** Started at running back, rushing for 78 yards and one TD on 18 attempts (4.3 rush avg.) ... Also hauled in six receptions for 30 yards (5.0 rec. avg.)
- **12/13 vs. TEN:** Started at running back and gained 67 yards rushing on 12 attempts (5.7 rush avg.) with a career-long rush of 47 yards ... Added four receptions for 16 yards ... Became the fourth undrafted rookie, and the fastest to do so, to total at least 1,000 rushing yards in NFL history ... Also became the third rookie running back, and the fourth overall, in Jaguars history to total 1,000 rushing yards in a season
- **12/20 at BAL:** Started at running back and rushed 16 times for 35 yards while hauling in three passes for 18 yards, highlighted by a 17-yard TD reception in the third quarter ... Left the game with an ankle injury in the fourth quarter

COLLEGE (AT ILLINOIS STATE, 2016-19)

- Played in 46 games and finished career ranked No. 2 in the ISU record books in rushing yards (4,444), rushing TDs (44), all-purpose yards (5,218) and total TDs scored (46)
- Accumulated 136 total yards (80 rushing, 56 receiving) at the East-West Shrine Bowl, including a 63-yard rushing TD
- Named a consensus First-Team FCS All-American after leading the MVFC in rushing yards (1,899), yards per game (126.6) and TDs (16) in 2019

- Named Phil Steele First-Team All-American selection in 2018 after leading the MVC with 1,290 rushing yards and scoring 13 TDs
- Played in 11 games with the Redbirds in 2017 and ranked second in the MVFC and No. 11 in the FCS in rushing TDs (12) and third in the MVFC in yards (933)
- Appeared in nine games as a freshman, making two starts and rushed for 322 yards

PERSONAL

- Four-year starter at Lutheran (Rockford, Ill.) High School, where he was also

REGULAR SEASON STATISTICS

YEAR	TEAM	GP/GS	RUSHING					RECEIVING					
			NO	YDS	AVG	LG	TD	NO	YDS	AVG	LG	TD	
2020	JAX	14/14	240	1,070	4.5	47	7	49	344	7.0	28	3	
NFL totals: 1 yr.			14/14	240	1,070	4.5	47	7	49	344	7.0	28	3

Single Game Career Highs

Rushing attempts:
25 (11/8/20 vs. HOU)

Rushing yards:
128 (11/29/20 vs. CLE)

Receptions:
6 (two times; last: 12/6/20 at MIN)

Receiving yards:
83 (9/24/20 vs. MIA)

2020 GAME-BY-GAME STATISTICS

DATE	OPP	RUSHING					RECEIVING				
		NO	YDS	AVG	LG	TD	NO	YDS	AVG	LG	TD
09/13	vs. IND	16	62	3.9	12	0	1	28	28.0	28	0
09/20	at TEN	16	102	6.4	39	1	3	18	6.0	6	0
09/24	vs. MIA	11	46	4.2	11	2	6	83	13.8	24	0
10/04	at CIN	17	75	4.4	14	0	4	32	8.0	14	0
10/11	at HOU	13	48	3.7	14	0	5	22	4.4	7	0
10/18	vs. DET	12	29	2.4	8	0	4	24	6.0	14	1
10/25	at LAC	22	119	5.4	22	1	4	18	4.5	9	1
BYE WEEK											
11/08	vs. HOU	25	99	4.0	12	1	0	0	-	-	0
11/15	at G.B.	23	109	4.7	20	0	2	3	1.5	2	0
11/22	vs. PIT	17	73	4.3	18	0	2	21	10.5	17	0
11/29	vs. CLE	22	128	5.8	27	1	5	31	6.2	14	0
12/06	at MIN	18	78	4.3	15	1	6	30	5.0	8	0
12/13	vs. TEN	12	67	5.6	46	0	4	14	4.0	9	0
12/20	at BAL	16	35	2.2	11	0	3	18	6.0	17	1
12/27	vs. CHI										
01/03	at IND										
2020 totals:		240	1,070	4.5	47	7	49	344	7.0	28	3

ALDRICK ROSAS



POSITION: KICKER
HT: 6-3 | **WT:** 221 | **DOB:** 12-30-1994
COLLEGE: SOUTHERN OREGON
HOMETOWN: CHICO, CALIFORNIA
ACQ: FREE AGENT 2020
EXP: 4TH SEASON



@Aldrick_Rosas



@Aldrickrosas2

TRANSACTIONS

Originally signed by Tennessee as an undrafted free agent on 5/9/16 ... Waived by Tennessee on 9/3/16 ... Signed with the New York Giants on 1/19/17 ... Waived on 7/27/20 ... Signed to Jacksonville's practice squad on 9/28/20 ... Placed on Jacksonville's practice squad injured list on 10/9/20 ... Restored to Jacksonville's practice squad from practice squad; injured list on 10/29/20 ... Released on 10/30/20 ... Signed to Jacksonville's practice squad and placed on practice squad suspended list on 11/9/20 ... Restored to Jacksonville's practice squad from the practice squad suspended list on 11/23/20 ... Promoted to the active roster on 12/12/20

PRO (GAMES PLAYED/STARTED - 52)

- In his fourth NFL season after spending 2017-19 with the Giants
- In 52 career games, has made 69 of 85 field goals (81.2 percent) and 91 of 99 PATs (91.9 percent)
- In 2018, selected to the Pro Bowl and was named Second-Team All-Pro after making 32 of 33 field goals (97.0 percent) and 31 of 32 PATs (96.9 percent)
- In 2018, Rosa's 97.0 field goal conversion rate was a franchise record for the Giants and ranked second in the NFL ... He finished the season with 127 points, tied for the fifth-highest total in Giants history

2020 (w/ JAX - 4)

Spent parts of the offseason with the New York Giants and was signed to Jacksonville's practice squad on Sept. 28 ... Was promoted to the active roster on Dec. 12 prior to Week 14

- **10/4 at CIN:** Made 4 of 5 field goals, including a 50-yarder ... Made one PAT and finished with a career-high 13 points in his Jaguars debut
- **11/29 vs. CLE:** Activated from the practice squad via COVID-19 replacement on Nov. 28 ... Made 2 of 3 field goals, including a 54-yarder
- **12/13 vs. TEN:** Converted on 1 of 2 field goal attempts, connecting from 53 yards out
- **12/20 at BAL:** Handled the kicking and punting duties for the team after P Logan Cooke was declared out with an illness ... Punted three times for 110 yards (36.7 gross avg.) with a long punt of 44 yards ... Connected on both PATs attempted

2019 (w/ NYG - 16)

Played in all 16 games for the third consecutive season and made 12 of 17 field goals (70.6 percent) and 35 of 39 PAT attempts

2018 (w/ NYG - 16)

Earned Pro Bowl and second-team All-Pro honors after making 32 of 33 (97.0 percent) and 31 of 32 PATs ... Connected on his final 19 field goal attempts, the second-longest streak in Giants history ... Scored 127 points, tied for the fifth-highest in Giants history

2017 (w/ NYG - 16)

In first season in New York, made 18 of 25 (72.0 percent) field goals and 20 of 23 PAT attempts

COLLEGE (AT SOUTHERN OREGON UNIVERSITY, 2013-14)

- Played at Southern Oregon from 2013-14 ... Missed the 2015 season after tearing his ACL on the final kickoff of the NAIA National Championship game in 2014 and decided to forego the remainder of his college eligibility to pursue a career in the NFL
- Played in all 15 games en route to a NAIA National Championship appearance in 2014 and made 16 of 21 field goals and 83 of 86 PATs
- Made 9 of 11 field goals and connected on all 57 PAT attempts as a freshman in 2013

PERSONAL

- Played kicker, punter, safety and outside linebacker at Orland (Fla.) High School and earned All-Northern Selection Team honors
- Has one daughter, Karsyn

REGULAR SEASON STATISTICS

YEAR	TEAM	GP	PAT	ATT	FG	FGA	PCT	LG	PTS
2017	NYG	16	20	23	18	25	72.0	52	74
2018	NYG	16	31	32	32	33	97.0	57	127
2019	NYG	16	35	39	12	17	70.6	45	71
2020	JAX	4	5	5	7	10	70.0	54	26
NFL totals:		52	91	99	69	85	81.2	57	298

Single Game Career Highs

PATs made: 5 (two times, last: 12/22/19 at WAS)	PATs attempts: 5 (four times, last: 12/22/19 at WAS)
Field goals made: 4 (two times, last: 10/4/20 at CIN)	Field goal attempts: 5 (10/4/20 at CIN)
Longest field goal: 57 (12/2/18 at CHI)	Points: 13 (10/4/20 at CIN)

2020 GAME-BY-GAME STATISTICS

DATE	OPP	PAT	ATT	FG	FGA	PCT	LG	PTS
09/13	vs. Indianapolis							Not on team
09/20	at Tennessee							Not on team
09/24	vs. Miami							Not on team
10/04	at Cincinnati	1	1	4	5	80.0	50	13
10/11	at Houston							Practice squad/injured list
10/18	vs. Detroit							Practice squad/injured list
10/25	at L.A. Chargers							Practice squad/injured list
BYE WEEK								
11/08	vs. Houston							Not on team
11/15	at Green Bay							Practice squad suspended list
11/22	vs. Pittsburgh							Practice squad suspended list
11/29	vs. Cleveland	1	1	2	3	66.7	54	7
12/06	at Minnesota							Practice squad
12/13	vs. Tennessee	1	1	1	2	50.0	53	4
12/20	at Baltimore	2	2	-	-	-	-	2
12/27	vs. Chicago							
01/03	at Indianapolis							
2020 totals:		5	5	7	10	70.0	54	26

Additional statistics: Punted three times for 110 yards (36.7 gross avg.)



DANIEL ROSS



POSITION: DEFENSIVE TACKLE
HT: 6-3 | **WT:** 305 | **DOB:** 3-15-1993
COLLEGE: NORTHEAST MISSISSIPPI CC
HOMETOWN: LOUISVILLE, KENTUCKY
ACQ: WAIVERS (LAS VEGAS) 2020
EXP: 4TH YEAR



@HOTBOYROSS93



@ross_thaa_boss93

OVERVIEW

Originally signed by Houston on 5/12/17 after a stint in the CFL ... Waived on 9/3/17 ... Signed by Houston to the practice squad on 9/3/17 ... Released on 9/8/17 ... Signed by Detroit to the practice squad on 9/11/17 ... Released on 9/14/17 ... Signed by Kansas City to the practice squad on 9/19/17 ... Signed by Dallas to the active roster off of Kansas City's practice squad on 11/11/17 ... Signed by Las Vegas on 3/26/20 ... Placed on reserve/injured on 10/2/20 ... Waived on 11/7/20 ... Acquired by Jacksonville via waivers on 12/8/20

PRO (GAMES PLAYED/STARTED - 19/0)

• Fourth-year defensive lineman has played in 19 career games and totaled 24 career tackles (13 solo), five tackles for loss, 2.0 sacks, two fumble recoveries and one forced fumble

2020 (w/ L.V. - 3/0, JAX - 0/0)

Spent the first 12 weeks of the season with Las Vegas before being waived on Dec. 7 and claimed by Jacksonville via waivers on Dec. 8 prior to Week 13

- **9/27 at N.E.:** Saw action at defensive tackle and posted three solo tackles
- **12/20 at BAL:** Inactive

2019 (w/ DAL - 0/0)

Spent the season on injured reserve with a shoulder injury

2018 (w/ DAL - 13/0)

Played in a career-high 13 games and notched 14 tackles (six solo), 1.0 sack, one forced fumble and one fumble recovery

- **9/9 at CAR:** Saw action at defensive tackle and posted two tackles (one solo) and one forced fumble
- **11/5 vs. TEN:** Recorded three tackles, two tackles for loss and 1.0 sack
- **12/16 at IND:** Tallied one tackle and one fumble recovery

2017 (w/ HOU, DET, K.C. - ps, DAL - 3/0)

Appeared in three games after signing to Dallas' active roster from Kansas City's practice squad ... Spent time on the practice squads in Houston, Detroit and Kansas City ... Totaled five tackles (four solo), one sack and one fumble recovery

- **12/17 at OAK:** Made his NFL debut and notched his first career tackle
- **12/31 at PHI:** Recorded a career-high three tackles, including his first career sack and tackle for loss

COLLEGE (AT N.E. MISSISSIPPI CC, 2012-13)

- Played two seasons at Northeast Mississippi Community College
- As a sophomore in 2013, recorded 45 tackles, 9.5 tackles for loss, 1.0 sack and one forced fumble
- Appeared in seven games as a freshman in 2012, totaling 21 tackles, 5.5 tackles for loss and 1.5 sacks

PERSONAL

- Attended Jeffersontown (Louisville, Ky.) High School
- Was also a standout basketball player, ranking as the No. 2 forward/center prep in the state of Kentucky
- Signed with the Canadian Football League's Edmonton Eskimos at age 20 after two years in community college
- Spent time with the Eskimos and Saskatchewan Roughriders in 2016, appearing in one game

REGULAR SEASON STATISTICS

YEAR	TEAM	GP/GS	TKL	SOLO	ASST	SACKS	FF	FR	PD	TFL
2017	DAL	3/0	5	4	1	1.0	0	1	0	2
2018	DAL	13/0	14	6	8	1.0	1	1	0	3
2019	DAL	0/0	0	0	0	0.0	0	0	0	0
2020	L.V./JAX	3/0	5	3	2	0.0	0	0	0	0
NFL totals: 4 yrs.		19/0	24	13	11	2.0	1	2	0	5

Single Game Career Highs

Tackles:

3 (three times; last: 9/27/20 vs. N.E.)

Sacks:

1.0 (two times; last: 11/5/18 vs. TEN)

Forced fumbles:

1 (9/9/18 at CAR)

Fumble recoveries:

1 (two times; last: 12/31/17 at PHI)

POSTSEASON STATISTICS

YEAR	TEAM	GP/GS	TKL	SOLO	ASST	SACKS	FF	FR	PD	TFL
2018	DAL	1/0	0	0	0	0.0	0	0	0	0
NFL totals: 4 yrs.		1/0	0	0	0	0.0	0	0	0	0

2020 GAME-BY-GAME STATISTICS

DATE	OPP	TKL	SOLO	ASST	SACKS	FF	FR	PD	TFL
W/ L.V.									
09/13	at Carolina				Inactive				
09/21	vs. New Orleans				Inactive				
09/27	at New England	3	3	0	0.0	0	0	0	0
10/04	vs. Buffalo				Reserve/Injured				
10/11	at Kansas City				Reserve/Injured				
BYE WEEK									
10/25	vs. Tampa Bay				Reserve/Injured				
11/1	at Cleveland				Reserve/Injured				
11/08	at Los Angeles	1	0	1	0.0	0	0	0	0
11/15	vs. Denver				Inactive				
11/22	vs. Kansas City				Inactive				
11/29	at Atlanta				Inactive				
12/06	at New York Jets	1	0	1	0.0	0	0	0	0
W/ JAX									
12/13	vs. Tennessee				Exempt/Commissioner list				
12/20	at Baltimore				Inactive				
12/27	vs. Chicago								
01/03	at Indianapolis								
2020 totals:		5	3	2	0.0	0	0	0	0



BRANDON RUSNAK



POSITION: SAFETY
HT: 5-11 | **WT:** 198 | **DOB:** 7-11-1995
COLLEGE: MICHIGAN
HOMETOWN: WILMINGTON, DELAWARE
ACQ: PRACTICE SQUAD (JAX) 2019
EXP: 2ND YEAR



@Brandon_Watson_28

TRANSACTIONS

Signed by Jacksonville as an undrafted rookie on 5/10/19 ... Waived by Jacksonville on 8/31/19 ... Signed by Jacksonville to the practice squad on 9/1/19 ... Promoted to Jacksonville's 53-man roster on 10/30/19

PRO (GAMES PLAYED/STARTED - 22/1)

• Second-year safety has played in 22 games, primarily on special teams, after being activated to the 53-man roster prior to Week 9 during his rookie season

2020 (w/ JAX - 14/1)

- **9/13 vs. IND:** Saw action on special teams
- **9/20 at TEN:** Tallied one special teams tackle
- **9/24 vs. MIA:** Saw action at safety, collecting three tackles, and also appeared on special teams
- **10/4 at CIN:** Saw action at safety and on special teams
- **10/11 at HOU:** Saw action primarily on special teams
- **10/18 vs. DET:** Saw action at safety, posting five tackles, after Jarrod Wilson left the game with a hamstring injury and on special teams
- **10/25 at LAC:** Earned his first career start at free safety and made a career-high seven tackles
- **11/8 vs. HOU:** Saw action at cornerback and on special teams
- **11/15 at G.B.:** Collected one special teams tackle
- **11/22 vs. PIT:** Saw action at safety and on special teams
- **11/29 vs. CLE:** Saw action at safety and tallied four tackles (three solo)
- **12/6 at MIN:** Saw action on special teams
- **12/13 vs. TEN:** Saw action on special teams and assisted on one tackle
- **12/20 at BAL:** Saw action on special teams

2019 (w/ JAX - 8/0)

Saw action in eight games during his rookie campaign ... Notched one defensive tackle and four special teams tackles ... Spent Weeks 1-8 on Jacksonville's practice squad before being activated to the 53-man roster prior to Week 9

- **11/3 vs. HOU:** Made his NFL debut, playing 19 snaps on special teams
- **12/29 vs. IND:** Saw action on defense and special teams, tallying one defensive tackle and one tackle on special teams

COLLEGE (AT MICHIGAN, 2015-18)

- Appeared in 51 games for Michigan, totaling 79 tackles, 18 passes defended and three INTs (two returned for a TD)
- Played in all 13 games at defensive back and contributed on special teams in 2018, amassing a total of 38 tackles and returned two of his three interceptions for TDs
- One of four players in program history with multiple INTs returned for touchdowns

PERSONAL

- Attended Eastern (Elkton, Md.) Christian Academy

REGULAR SEASON STATISTICS

YEAR	TEAM	GP/GS	TKL	SOLO	ASST	SACKS	FF	FR	PD	INT
2019	JAX	8/0	1	1	0	0.0	0	0	0	0
2020	JAX	14/1	19	12	7	0.0	0	0	0	0
NFL totals: 2 yrs.		22/1	20	13	7	0.0	0	0	0	0

Additional Statistics: four special teams tackles in 2019; three in 2020

2020 GAME-BY-GAME STATISTICS

DATE	OPP	TKL	SOLO	ASST	SACKS	FF	FR	PD	INT
09/13	vs. Indianapolis	0	0	0	0.0	0	0	0	0
09/20	at Tennessee	0	0	0	0.0	0	0	0	0
09/24	vs. Miami	3	1	2	0.0	0	0	0	0
10/04	at Cincinnati	0	0	0	0.0	0	0	0	0
10/11	at Houston	0	0	0	0.0	0	0	0	0
10/18	vs. Detroit	5	4	1	0.0	0	0	0	0
10/25	at L.A. Chargers	7	4	3	0.0	0	0	0	0
BYE WEEK									
11/08	vs. Houston	0	0	0	0.0	0	0	0	0
11/15	at Green Bay	0	0	0	0.0	0	0	0	0
11/22	vs. Pittsburgh	0	0	0	0.0	0	0	0	0
11/29	vs. Cleveland	4	3	1	0.0	0	0	0	0
12/06	at Minnesota	0	0	0	0.0	0	0	0	0
12/13	vs. Tennessee	0	0	0	0.0	0	0	0	0
12/20	at Baltimore	0	0	0	0.0	0	0	0	0
12/27	vs. Chicago								
01/03	at Indianapolis								
2020 totals:		19	12	7	0.0	0	0	0	0

Additional statistics: three special teams tackles

85



ERIC SAUBERT



POSITION: TIGHT END
HT: 6-5 | **WT:** 253 | **DOB:** 5-9-1994
COLLEGE: DRAKE
HOMETOWN: CHICAGO, ILLINOIS
ACQ: FREE AGENT 2020
EXP: 3RD YEAR



TRANSACTIONS

Originally drafted by Atlanta in the fifth round (174th overall) in the 2017 draft ... Traded to New England in exchanged for a 2020 seventh-round pick on 8/12/19 ... Waived by New England on 9/31/19 ... Signed by Oakland to the practice squad on 9/2/19 ... Signed by Chicago on 12/1/19 ... Waived by Chicago 9/16/20 ... Signed by Jacksonville to the practice squad on 9/19/20 ... Promoted to the 53-man active roster on 11/21/20

PRO (GAMES PLAYED/STARTED - 38/4)

• Third-year tight end has spent time in Atlanta, New England, Oakland, Chicago and Jacksonville after being drafted in the fifth round of the 2017 draft by the Falcons

2020 (w/ JAX - 6/3)

Signed to the Jaguars practice squad on Sept. 19 ... Promoted to the 53-man active roster on Nov. 21

- **10/25 at LAC:** Designated as a protected practice squad player and was elevated to the active/inactive list on Oct. 24 ... Saw action at tight end and on special teams
- **11/22 vs. PIT:** Started at tight end and made one catch for 3 yards
- **11/29 vs. CLE:** Started at tight end and saw action on special teams, assisting on one tackle
- **12/6 at MIN:** Saw action at tight end
- **12/13 vs. TEN:** Saw action at tight end and made one reception for 4 yards
- **12/20 at BAL:** Started at tight end and also saw action on special teams

2019 (w/ CHI - 2/0)

Appeared in two games with the Bears and tallied two receptions for 21 yards

2018 (w/ ATL - 16/1)

Played in all 16 games with tone start and tallied five receptions for 48 yards

2017 (w/ ATL 14/0)

Saw action in 14 games, primarily on special teams

COLLEGE (AT DRAKE, 2012-16)

- Earned fourth All-PFL accolade of his career as a senior in 2016 after being named first-team PFL ... Ranked 19th in the nation with 10 receiving TDs
- Named to FCS ADA All-America Team, AP FCS All-American third-team selection and third-team honoree for the STATS FCS All-America Team

PERSONAL

- Two-year football letterwinner at Hoffman Estates
- Earned a spot on the A-Honor Roll and the Outstanding Service Award from Hoffman Estates High School
- Son of Michael and Kimberly Saubert

REGULAR SEASON RECEIVING STATISTICS

YEAR	TEAM	GP/GS	RECs	YDS	AVG.	LG	TD
2017	ATL	14/0	0	0	0.0	0	0
2018	ATL	16/1	5	48	9.6	17	0
2019	CHI	2/0	2	21	10.5	11	0
2020	JAX	6/3	2	7	3.5	4	0
NFL totals: 3 yrs.		38/4	9	76	8.4	17	0

2020 GAME-BY-GAME STATISTICS

DATE	OPP	REC	YDS	AVG.	LG	TD
09/13	vs. Indianapolis			Not on team		
09/20	at Tennessee			Practice squad		
09/24	vs. Miami			Practice squad		
10/04	at Cincinnati			Practice squad		
10/11	at Houston			Practice squad		
10/18	vs. Detroit			Practice squad		
10/25	at L.A. Chargers	0	0	-	-	0
	BYE WEEK					
11/08	vs. Houston			Practice squad		
11/15	at Green Bay			Practice squad		
11/22	vs. Pittsburgh	1	3	3.0	3	0
11/29	vs. Cleveland	0	0	-	-	0
12/06	at Minnesota	0	0	-	-	0
12/13	vs. Tennessee	1	4	4.0	4	0
12/20	at Baltimore	0	0	-	-	0
12/27	vs. Chicago					
01/03	at Indianapolis					
2020 totals:		2	7	3.5	4	0

Additional statistics: one special teams tackle, one misc. tackle

JOE SCHOBERT



POSITION: LINEBACKER
HT: 6-1 | **WT:** 245 | **DOB:** 11-6-93
COLLEGE: WISCONSIN
HOMETOWN: WAUKESHA, WISCONSIN
ACQ: UNRESTRICTED FREE AGENT (CLE) 2020
EXP: 5TH YEAR



@TheSchoGoesOn53



@TheSchoGoesOn

TRANSACTIONS

Originally drafted by Cleveland in the fourth round (99th overall) of the 2016 NFL Draft ... Signed as an unrestricted free agent by Jacksonville on 4/15/20

PRO (GAMES PLAYED/STARTED - 75/63)

• Fifth-year linebacker who has appeared in 75 games and career totals include 519 tackles (316 solo), 23 passes defended, 21 tackles for loss, 10.0 sacks, eight forced fumbles and eight INTs
 • Since 2017, Schobert's 503 tackles are the third-most in the NFL

2020 (w/ JAX - 14/14)

- **9/13 vs. IND:** Started at linebacker and tallied eight tackles, including one for loss, in his Jaguars debut
- **9/20 at TEN:** Started at linebacker and made 10 tackles (six solo)
- **9/24 vs. MIA:** Started at linebacker and collected eight tackles, including one tackle for loss
- **10/4 at CIN:** Started at linebacker and made seven tackles
- **10/11 at HOU:** Started at linebacker and made four tackles
- **10/18 vs. DET:** Tallied 10 tackles and one INT ... Became the first Jaguars player to record at least 10 tackles and one INT in a single game since LB Myles Jack achieved the feat on Sept. 9, 2019 at NYG
- **10/25 at LAC:** Started at linebacker and led the team with nine tackles, including one tackle for loss
- **11/8 vs. HOU:** Started at linebacker and made six tackles, including a half-sack
- **11/15 at G.B.:** Started at linebacker and tied for the team lead with nine tackles
- **11/22 vs. PIT:** Started at linebacker and posted a team-high and season-best 13 tackles (eight solo)
- **11/29 vs. CLE:** Started at linebacker and notched eight tackles (seven solo) and one forced fumble
- **12/6 at MIN:** Started at linebacker and collected a team-leading 12 tackles (five solo), two passes defended, one INT returned 43 yards for a TD and 1.0 sack
- **12/13 vs. TEN:** Started at linebacker and posted eight tackles (five solo) and one tackle for loss
- **12/20 at BAL:** Started at linebacker and amassed 12 tackles (seven solo) and one tackle for loss

2019 (w/ CLE - 16/16)

Started all 16 games and registered a team-leading 133 tackles and two forced fumbles ... Posted career highs in passes defended (nine) and INTs (four) ... Only player in the NFL in 2019 to tally at least 130 tackles and at least four INTs ... Recorded five games with double-digit tackles

- **9/16 at NYJ:** Totaled 13 tackles and one forced fumble in a 23-3 victory
- **9/29 at BAL:** Recorded a team-leading 16 tackles and 1.0 sack
- **11/14 at PIT:** Totaled 10 tackles, four passes defended and a career-high two INTs
- **11/24 vs. MIA:** Earned AFC Defensive Player of the Week and became the sixth linebacker in NFL history and first since 2005 to have at least two INTs in consecutive games ... Recorded four tackles, four passes defended and two INTs

2018 (w/ CLE - 13/13)

Played in 13 games and recorded 103 tackles, six passes defended, 3.0 sacks, two forced fumbles, two fumble recoveries and one INT

- **9/20 vs. NYJ:** Totaled seven tackles, two passes defended and intercepted QB Sam Darnold with fewer than two minutes remaining to secure the win
- **9/30 at OAK:** Registered a season-high 14 tackles and 1.0 sack
- **10/7 vs. BAL:** Tallied nine tackles, two passes defended and one forced fumble
- **12/23 vs. CIN:** Recorded three tackles, 1.0 sack and one forced fumble

2017 (w/ CLE - 16/16)

Selected to the Pro Bowl after playing every defensive snap and finishing second in the NFL with 142 tackles ... Started all 16 games at middle linebacker and added four passes defended, 3.0 sacks, three forced fumbles and one INT

- **10/29 vs. MIN:** Tallied 12 tackles (11 solo), one forced fumble and one INT on the Vikings' opening drive to set up a Browns TD
- **11/19 vs. JAX:** Tallied 11 tackles and one forced fumble
- **11/26 at CIN:** Registered a season-high-tying 13 tackles (10 solo)
- **12/3 at LAC:** Posted 12 tackles and a strip-sack on QB Phillip Rivers

2016 (w/ CLE - 16/4)

Played in 16 games as a rookie and totaled 16 tackles on defense and a team-leading 12 special teams tackles

COLLEGE (AT WISCONSIN, 2012-15)

- Played in 45 career games (28 starts) at Wisconsin and amassed 172 tackles, 13.5 sacks and seven forced fumbles
- Earned All-American honors in 2015 and was named the team MVP after totaling 79 tackles, 9.5 sacks and five forced fumbles
- Started all 14 games as a junior, recording 69 tackles, seven passes defended, two forced fumbles and one fumble recovery
- Played in all 13 games as a sophomore in 2013 and made one start and tallied 24 tackles, three passes defended and 1.0 sack
- Played in five games as a freshman in 2012
- Majored in forest science

PERSONAL

- He and his wife, Megan, welcomed their first son, Simon, in March of 2020
- The family has one dog, Loui. A lab, great dane, terrier and chow chow mix, Loui was named because he was originally a rescue dog from Louisiana following flooding in the area.
- Is a skilled dunker and won the Wisconsin Football Coaches Association All-Star Game dunk contest after a between-the-legs throw down
- Favorite band is One Republic and favorite TV shows are Parks and Recreation and the Office
- Knows how to juggle and enjoys fishing and golfing

REGULAR SEASON STATISTICS

YEAR	TEAM	GP/GS	TKL	SOLO	ASST	SACKS	FF	FR	PD	TFL	INT
2016	CLE	16/4	16	11	5	0.5	0	0	1	1	0
2017	CLE	16/16	142	85	57	3.0	3	0	4	4	1
2018	CLE	13/13	103	57	46	3.0	2	2	6	3	1
2019	CLE	16/16	133	89	44	2.0	2	1	9	7	4
2020	JAX	14/14	125	74	51	1.5	1	0	3	6	2
NFL totals: 5 yrs.		75/63	519	316	203	10.0	8	3	23	21	8

Single Game Career Highs

Tackles:

16 (9/29/19 at BAL)

Tackles for loss:

2 (three times; last: 11/14/19 vs. PIT)

Forced fumbles:

1 (eight times; last: 11/30/20 vs. CLE)

Fumble recoveries:

2 (9/9/18 vs. PIT)

Passes defended:

4 (two times; last: 11/24/19 vs. MIA)

Interceptions:

2 (two times; last: 11/24/19 vs. MIA)

Additional Statistics: 10 special teams tackles

2020 GAME-BY-GAME STATISTICS

DATE	OPP	TKL	SOLO	ASST	SACKS	FF	FR	PD	TFL	INT
09/13	vs. Indianapolis	8	5	3	0.0	0	0	0	1	0
09/20	at Tennessee	10	6	4	0.0	0	0	0	0	0
09/24	vs. Miami	8	6	2	0.0	0	0	0	1	0
10/04	at Cincinnati	7	3	4	0.0	0	0	0	0	0
10/11	at Houston	4	3	1	0.0	0	0	0	0	0
10/18	vs. Detroit	10	7	3	0.0	0	0	1	0	1
10/25	at L.A. Chargers	9	3	6	0.0	0	0	0	1	0
BYE WEEK										
11/08	vs. Houston	6	5	1	0.5	0	0	0	0	0
11/15	at Green Bay	9	4	5	0.0	0	0	0	0	0
11/22	vs. Pittsburgh	13	8	5	0.0	0	0	0	0	0
11/29	vs. Cleveland	8	7	1	0.0	1	0	0	0	0
12/06	at Minnesota	12	5	7	1.0	0	0	2	1	1
12/13	vs. Tennessee	8	5	3	0.0	0	0	0	1	0
12/20	at Baltimore	12	7	5	0.0	0	0	0	1	0
12/27	vs. Chicago									
01/03	at Indianapolis									
2020 totals:		125	74	51	1.5	1	0	3	6	2



JOSIAH SCOTT



POSITION: CORNERBACK
HT: 5-9 | **WT:** 185 | **DOB:** 4-5-1999
COLLEGE: MICHIGAN STATE
HOMETOWN: HAMILTON, OHIO
ACQ: FOURTH ROUND (137TH) IN 2020 DRAFT
EXP: ROOKIE



@JosiahScott7



@JosiahScott22

OVERVIEW

Originally drafted by Jacksonville in the fourth round (137th overall) in the 2020 draft

PRO (GAMES PLAYED/STARTED - 5/0)

2020 (w/ JAX - 5/0)

- **9/13 vs. IND:** Dressed but did not play
- **9/20 at TEN:** Inactive
- **9/24 vs. MIA:** Inactive
- **10/4 at CIN:** Inactive
- **10/11 at HOU:** Active but did not play
- **10/18 vs. DET:** Active but did not play
- **10/25 at LAC:** Saw action at cornerback in NFL debut and made one tackle
- **11/8 vs. HOU:** Inactive
- **11/15 at G.B.:** Active but did not play
- **11/22 vs. PIT:** Saw action at cornerback and made one tackle
- **11/29 vs. CLE:** Saw action at cornerback and made four tackles
- **12/6 at MIN:** Saw action at cornerback and posted three tackles (two solo)
- **12/13 vs. TEN:** Saw action at cornerback and posted one tackle for loss
- **12/20 at BAL:** Active but did not play

COLLEGE (AT MICHIGAN STATE, 2017-19)

- Three-year letterwinner played in 30 career games, all starting assignments at cornerback
- Closed his career ranked tied for 12th in MSU history with 32 passes defended
- Recorded 98 tackles, including two for losses ... Added two forced fumbles and one fumble recovery
- Member of the team's Eagles Leadership Council
- Elected for forgo his senior season to enter the 2020 draft

2019 (junior at Michigan State - 13)

Started all 13 games at cornerback and earned All-Big Ten Second Team by the media and honorable mention by the coaches ... Named MSU's winner of the Jim Adams Award for the team's unsung hero on defense ... Tied for second in the Big Ten with a team- and career-high three INTs ... Led the Spartans with 11 passes defended

- **10/5 vs. Ohio State:** Totaled a career-high 12 tackles and added an INT that he returned for 34 yards

HIGH SCHOOL (AT FAIRFIELD H.S., 2012-15)

- Recorded 48 tackles, 10 passes defended, five INTs, four tackles for loss, three blocked punts, two defensive TDs, two fumble recoveries and one forced fumble as a senior
- Named to The Associated Press 2016 Division I All-Ohio Team (special mention)

PERSONAL

- Son of **Oliver** and **Danielle Scott**
- Was nicknamed "The Gnat" in college for his ball-hawking tendencies
- Fourth member of his family to play college football
- His brothers, **Isaiah** and **Joshua**, helped Mount Union win a Division III National Championship in 2012
- His brother, **Elijah**, was a linebacker on the 2017 Division III National Championship team at Mount Union

REGULAR SEASON STATISTICS

YEAR	TEAM	GP/GS	TKL	SOLO	ASST	SACKS	FF	FR	PD	INT
2020	JAX	5/0	10	9	1	0.0	0	0	0	0
NFL totals: 1 yr.		5/0	10	9	1	0.0	0	0	0	0

Single Game Career Highs

Tackles:

4 (11/29/20 vs. CLE)

Tackles for loss:

1 (12/13/20 vs. TEN)

Additional Statistics: one tackle for loss

2020 GAME-BY-GAME STATISTICS

DATE	OPP	TKL	SOLO	ASST	SACKS	FF	FR	PD	INT
09/13	vs. Indianapolis								
09/20	at Tennessee								
09/24	vs. Miami								
10/04	at Cincinnati								
10/11	at Houston								
10/18	vs. Detroit								
10/25	at L.A. Chargers	1	1	0	0.0	0	0	0	0
	BYE WEEK								
11/08	vs. Houston								
11/15	at Green Bay								
11/22	vs. Pittsburgh	1	1	0	0.0	0	0	0	0
11/29	vs. Cleveland	4	4	0	0.0	0	0	0	0
12/06	at Minnesota	3	2	1	0.0	0	0	0	0
12/13	vs. Tennessee	1	1	0	0.0	0	0	0	0
12/20	at Baltimore								
12/27	vs. Chicago								
01/03	at Indianapolis								
2020 totals:		10	9	1	0.0	0	0	0	0



TYLER SHATLEY



POSITION: OFFENSIVE LINEMAN
HT: 6-3 | **WT:** 310 | **DOB:** 5-5-1991
COLLEGE: CLEMSON
HOMETOWN: ICARD, NORTH CAROLINA
ACQ: ROOKIE FREE AGENT 2014
EXP: 6TH YEAR



@Tyler_Shatley



@Tyler.Shatley

TRANSACTIONS

Originally signed by Jacksonville as an undrafted rookie on 5/12/14 ... Re-signed with Jacksonville on 3/29/19

PRO (GAMES PLAYED/STARTED - 92/23, 3/0)

- Sixth-year veteran has appeared in 92 games and made 23 starts during his six-year career
- Was one of three undrafted rookies to make the opening day roster in 2014

2020 (w/ JAX - 14/8)

- **9/13 vs. IND:** Saw action on special teams
- **9/20 at TEN:** Saw action at center, replacing OL **Brandon Linder** after he left the game with a knee injury in the third quarter, and on special teams ... Helped the team rush for 165 yards
- **9/24 vs. MIA:** Started at center for OL **Brandon Linder** (knee)
- **10/4 at CIN:** Started at center for OL **Brandon Linder** (knee)
- **10/11 at HOU:** Saw action on special teams
- **10/18 vs. DET:** Saw action on special teams
- **10/25 at LAC:** Started at right guard for OL **A.J. Cann** (shoulder) and saw action on special teams
- **11/8 vs. HOU:** Saw action on special teams
- **11/15 at G.B.:** Started at center for OL **Brandon Linder** (back)
- **11/22 vs. PIT:** Saw action on offense, playing the second half at left guard in place of injured OL **Andrew Norwell** (arm)
- **11/29 vs. CLE:** Started at left guard for OL **Andrew Norwell** (arm) and saw action on special teams
- **12/6 at MIN:** Started at left guard and saw action on special teams
- **12/13 vs. TEN:** Started at center
- **12/20 at BAL:** Started at center

2019 (w/ JAX - 16/0)

Appeared in all 16 games, primarily assisting on special teams

2018 (w/ JAX - 16/7)

Stepped in as the starting center after OL **Brandon Linder** was placed on injured reserve prior to Week 11

- **11/11 at IND:** Saw action at center in relief of Linder beginning in the third quarter and did not allow a sack while playing 38 offensive plays
- **11/18 vs. PIT:** Started at center and helped the team rush for 179 yards after taking over for Linder
- **11/25 at BUF:** Started at center and helped the team rush for 226 yards

2017 (w/ JAX - 16/4, 3/0)

Part of an offensive line that helped the team lead the league in rushing for the first time in franchise history and allowed a franchise-low 24 sacks

- **11/5 vs. CIN:** Started at center and helped the team rush for 149 yards ... Part of a unit that did not allow a sack for the third time this season
- **11/12 vs. LAC:** Saw extensive action at left guard and helped the team rush for 135 yards and served as the team's long snapper on FGs after LS **Matt Overton** exited the game with a shoulder injury ... Snapped for the game-tying and game-winning FGs

2016 (w/ JAX - 16/4)

Made two starts at center and two at left guard while seeing action in all 16 games

- **9/25 vs. BAL:** Started at center and played in all 66 offensive snaps
- **1/1 at IND:** Started at left guard, helping the team rush for 182 yards

2015 (w/ JAX - 13/0)

Saw action in 13 games, primarily on special teams

2014 (w/ JAX - 1/0)

Earned spot on opening day roster after joining club as a rookie free agent ... Was inactive for 15 games

- **11/9 vs. DAL:** Made NFL debut and played right guard for the entire second half

COLLEGE (AT CLEMSON 2009-13)

- Began his career as a fullback for the Tigers, before moving to the defensive line in 2010 and the offensive line in the spring of 2012
- Played in 51 games with 27 starts
- Started 25 games on offense over his final two seasons and registered 60 knockdowns on 1,776 snaps
- As a senior in 2013, was a team captain and earned Third-Team All-ACC honors
- As a junior in 2013, named a Strength & Conditioning All-American by the NSCA
- Graduated with a degree in civil engineering

PERSONAL

- Attended East Burke (Icard, N.C.) High School where he was the No. 3 rated fullback in the nation by **Tom Lemming**
- Did not play on the offensive line in high school
- As a fullback, had 2,000 rushing yards and 31 TDs in his junior and senior seasons
- Also served as the team's punter and averaged 40.7 yards per punt
- Full name is Christian Tyler Shatley
- He and his wife, Natalie, have a son, Boone, and a daughter, Sutton
- Is an avid fisherman

10



LAVISKA SHENAULT JR.



POSITION: WIDE RECEIVER
HT: 6-1 | **WT:** 227 | **DOB:** 10-5-1998
COLLEGE: COLORADO
HOMETOWN: DESOTO, TEXAS
ACQ: SECOND ROUND (42ND) OF 2020 NFL DRAFT
EXP: ROOKIE



@Viska2Live



@HunchoViska

OVERVIEW

Originally drafted by Jacksonville in the second round (42nd overall) of the 2020 draft ... Pronounced *Lu-visk-uh Shuh-nault*

PRO (GAMES PLAYED/STARTED - 12/10)

2020 (w/ JAX - 12/10)

- **9/13 vs. IND:** Started at wide receiver in his NFL debut and posted three receptions for 37 yards and one TD ... Only rookie wide receiver to catch a TD pass in Week 1
- **9/20 at TEN:** Totaled 72 scrimmage yards (37 rushing and 35 receiving) on eight touches (five rushes and three receptions)
- **9/24 vs. MIA:** Posted 33 receiving yards on five receptions
- **10/4 at CIN:** Started at wide receiver and tallied five receptions for 86 yards ... Added one rush for 5 yards
- **10/11 at HOU:** Started at wide receiver and led the team with seven receptions for 79 yards
- **10/18 vs. DET:** Tallied three receptions for 10 yards and added one rush for 1 yard
- **10/25 at LAC:** Posted three receptions for a team-leading 44 yards, including a season-long 36-yard catch
- **11/8 vs. HOU:** Posted one reception before exiting the game with a hamstring injury
- **11/15 at G.B.:** Inactive (hamstring)
- **11/22 vs. PIT:** Inactive (hamstring)
- **11/29 vs. CLE:** Started at wide receiver, hauling in three passes for 31 yards (10.3 rec. avg.) while rushing once for 6 yards
- **12/6 at MIN:** Started at wide receiver, recording three receptions for 38 yards (12.7 rec. avg.) and one TD ... Also rushed twice for 30 yards, becoming the first WR in franchise history to record 30+ rushing yards, 30+ receiving yards and one TD in the first half of a game
- **12/13 vs. TEN:** Started at wide receiver, hauling in six receptions for 49 yards (8.2 rec. avg.)
- **12/20 at BAL:** Saw action at wide receiver and led the team with five receptions for 43 yards (8.6 rec. avg.)

COLLEGE (AT COLORADO, 2017-19)

- Declared for the draft following his junior season after appearing in 32 games and catching 149 career passes for 1,943 yards and 10 TDs ... Added 42 rushes for 280 yards and seven TDs
- Finished his career ranked eighth in school history in all-time receptions (149) and 11th in all-time receiving yards (1,943)
- Scored a rushing and receiving TD in the same game five times during his career becoming the only player in school history to score two rushing TDs and two receiving TDs in the same game
- Totaled eight 100-yard receiving games, the fifth-most in school history
- Earned the Zach Jordan Award twice (2018 and 2019), presented annually to the school's most valuable player

PERSONAL

- Played at DeSoto (Texas) High School and caught 46 passes for 825 yards and nine TDs as a senior
- Has grown his hair as a tribute to his father, Laviska Sr., who died when he was 10 years old
- Said his goal as an NFL player is to be a mix of **Larry Fitzgerald**, **Julio Jones** and **Jarvis Landry**
- Favorite musical artist is **Lil Baby**
- Represented by Klutch Sports, the same agency as LeBron James
- Favorite movie is the **Kingsman** and is very interested in film
- Other hobbies include video games, Sudoku and pick-up basketball games
- Spent time volunteering in high school to honor local veterans
- His cousin, Khari Harden, played two seasons (2013-14) at Auburn

REGULAR SEASON STATISTICS

YEAR	TEAM	GP/GS	RUSHING					RECEIVING				
			NO	YDS	AVG	LG	TD	NO	YDS	AVG	LG	TD
2020	JAX	12/10	17	93	5.5	17	0	47	484	10.3	36	2
NFL totals: 1 yr. 12/10			17	93	5.5	17	0	47	484	10.3	36	2

2020 GAME-BY-GAME STATISTICS

DATE	OPP	RUSHING					RECEIVING				
		NO	YDS	AVG	LG	TD	NO	YDS	AVG	LG	TD
09/13	vs. IND	2	10	5.0	5	0	3	37	12.3	18	1
09/20	at TEN	5	37	7.4	14	0	3	35	11.7	14	0
09/24	vs. MIA	1	1	1.0	1	0	5	33	6.6	16	0
10/04	at CIN	1	5	5.0	5	0	5	86	17.2	28	0
10/11	at HOU	0	0	-	-	0	7	79	11.3	25	0
10/18	vs. DET	1	1	1.0	1	0	3	10	3.3	4	0
10/25	at LAC	1	0	0.0	0	0	3	44	14.7	36	0
BYE WEEK											
11/08	vs. HOU	0	0	-	-	0	1	-1	-1.0	-1	0
11/15	at G.B.	Inactive					Inactive				
11/22	vs. PIT										
11/29	vs. CLE	1	6	6.0	6	0	3	21	10.3	13	0
12/06	at MIN	2	30	15.0	17	0	3	38	12.7	28	1
12/13	vs. TEN	1	2	2.0	2	0	6	49	8.2	22	0
12/20	at BAL	2	1	0.5	1	0	5	43	8.6	21	0
12/27	vs. CHI										
01/03	at IND										
2020 totals:		17	93	5.5	17	0	47	484	10.3	36	2





POSITION: DEFENSIVE LINE
HT: 6-3 | **WT:** 264 | **DOB:** 3-2-1995
COLLEGE: ILLINOIS
HOMETOWN: GROVEPORT, OHIO
ACQ: THIRD ROUND (68TH) OF 2017 DRAFT
EXP: 4TH YEAR



@BigSmoot_94



@BigSmoot_94

OVERVIEW

Originally drafted by Jacksonville in the third round (68th overall) of the 2017 draft ... Pronounced **duh-WAHN**

PRO (GAMES PLAYED/STARTED - 54/5, 3/0)

Fourth-year defensive lineman has played in 54 career games, amassing 58 tackles (44 solo), including 14 tackles for loss and 11.5 sacks

2020 (w/ JAX - 14/5)

- **9/13 vs. IND:** Saw action on the defensive line and recorded one quarterback hit
- **9/20 at TEN:** Saw action on the defensive line and tallied one tackle
- **9/24 vs. MIA:** Saw action on the defensive line
- **10/4 at CIN:** Saw action on the defensive line and made three tackles
- **10/11 at HOU:** Earned his first career start at defensive end and collected two tackles, including 1.0 sack ... One of his three pressures helped force CB Sidney Jones IV's second-quarter INT
- **10/18 vs. DET:** Posted two tackles at defensive end
- **10/25 at LAC:** Saw action at defensive end and posted two tackles, including a half-sack, and two quarterback hits
- **11/8 vs. HOU:** Saw action at defensive end and posted two tackles and one quarterback hit
- **11/15 at G.B.:** Saw action at defensive end
- **11/22 vs. PIT:** Saw action at defensive end, posting one tackle and one quarterback hit
- **11/29 vs. CLE:** Started at defensive tackle and notched 1.0 sack
- **12/6 at MIN:** Started at defensive end and totaled four tackles (three solo) and 2.0 sacks, the second multi-sack game of his career
- **12/13 vs. TEN:** Started at defensive end and posted two solo tackles and one forced fumble
- **12/20 at BAL:** Started at defensive end and tallied three solo tackles, 1.0 sack and one forced fumble

2019 (w/ JAX - 16/0)

Appeared in all 16 games, amassing career highs with 17 tackles (12 solo), 6.0 sacks and one fumble recovery

- **9/19 vs. TEN:** Posted three tackles (two solo) including his first two career sacks
- **12/22 at ATL:** Saw action at defensive end and notched 1.0 sack
- **12/29 vs. IND:** Posted two tackles, 1.0 sack and one fumble recovery

2018 (w/ JAX - 8/0)

- **11/11 at IND:** Made his season debut and recorded one tackle
- **12/2 vs. IND:** Saw action on the defensive line, posting two tackles (one solo)
- **12/16 vs. WAS:** Recorded one tackle for loss

2017 (w/ JAX - 16/0, 3/0)

- **9/10 at HOU:** Made his NFL debut and recorded one solo tackle
- **9/24 vs. BAL:** Saw action at defensive end and recorded two solo tackles
- **11/19 at CLE:** Recorded two tackles (one solo) and assisted on one special teams tackle
- **11/26 at ARI:** Recorded two solo tackles and two solo special teams tackles

COLLEGE (AT ILLINOIS, 2013-16)

- Finished his career with 24 straight starts
- Tied for sixth in Illinois history with 38.5 tackles for a loss and eighth with 16.5 career sacks
- Named team captain as a senior, starting all 12 games at defensive tackle and totaled 56 tackles, 15 for a loss, 10 QB pressures, 5.0 sacks, two forced fumbles and one pass defended
- Recorded 8.0 sacks in his junior year

PERSONAL

- Goes by "D.J."
- Attended Groveport Madison (Ohio) High School
- In his final two seasons, totaled 204 tackles, 24.0 sacks, five forced fumbles, four passes defended and one fumble recovery
- Earned defensive MVP at Madison his junior and senior years
- Has his own personal YouTube channel, 'Smoot TV', that chronicles his NFL journey on and off the field

REGULAR SEASON STATISTICS

YEAR	TEAM	GP/GS	TKL	SOLO	ASST	SACKS	FF	FR	PD	TFL
2017	JAX	16/0	15	11	4	0.0	0	0	0	2
2018	JAX	8/0	4	3	1	0.0	0	0	0	1
2019	JAX	16/0	17	12	5	6.0	0	1	0	6
2020	JAX	14/5	22	18	4	5.5	2	0	0	5
NFL totals: 4 yrs.		54/5	58	44	14	11.5	2	1	0	14

Single Game Career Highs

Tackles:

4 (12/6/20 at MIN)

Sacks:

2.0 (twice; last: 12/6/20 at MIN)

Tackles for loss:

2 (twice; last: 12/6/20 at MIN)

Fumble recoveries:

1 (12/29/19 vs. IND)

Forced fumbles:

1 (twice; last: 12/20/20 at BAL)

POSTSEASON CAREER STATISTICS

YEAR	TEAM	GP/GS	TKL	SOLO	ASST	SACKS	FF	FR	PD	TFL
2017	JAX	3/0	0	0	0	0.0	0	0	0	0
NFL totals: 4 yrs.		3/0	0	0	0	0.0	0	0	0	0

2020 GAME-BY-GAME STATISTICS

DATE	OPP	TKL	SOLO	ASST	SACKS	FF	FR	PD	TFL
09/13	vs. Indianapolis	0	0	0	0.0	0	0	0	0
09/20	at Tennessee	1	1	0	0.0	0	0	0	0
09/24	vs. Miami	0	0	0	0.0	0	0	0	0
10/04	at Cincinnati	3	3	0	0.0	0	0	0	0
10/11	at Houston	2	2	0	1.0	0	0	0	2
10/18	vs. Detroit	2	1	1	0.0	0	0	0	0
10/25	at L.A. Chargers	2	1	1	0.5	0	0	0	0
BYE WEEK									
11/08	vs. Houston	1	0	1	0.0	0	0	0	0
11/15	at Green Bay	0	0	0	0.0	0	0	0	0
11/22	vs. Pittsburgh	1	1	0	0.0	0	0	0	0
11/29	vs. Cleveland	1	1	0	1.0	0	0	0	1
12/06	at Minnesota	4	3	1	2.0	0	0	0	2
12/13	vs. Tennessee	2	2	0	0.0	1	0	0	0
12/20	at Baltimore	3	3	0	1.0	1	0	0	0
12/27	vs. Chicago								
01/03	at Indianapolis								
2020 totals:		22	18	4	5.5	2	0	0	5

75



JAWAAN TAYLOR



POSITION: OFFENSIVE LINEMAN
HT: 6-5 | **WT:** 312 | **DOB:** 11-25-1997
COLLEGE: FLORIDA
HOMETOWN: COCOA, FLORIDA
ACQ: SECOND ROUND (35TH) OF 2019 DRAFT
EXP: 2ND YEAR



@Jawaan_Taylor74



@Jawaan.

TRANSACTIONS

Originally drafted by Jacksonville in the second round (35th overall) of the 2019 draft

PRO (GAMES PLAYED/STARTED - 30/30)

Second-year offensive lineman started all 30 games at right tackle and earned PFF All-Rookie Team honors in 2019

2020 (w/ JAX - 14/14)

- **9/13 vs. IND:** Started at right tackle and helped undrafted rookie RB **James Robinson** rush for 62 yards
- **9/20 at TEN:** Started at right tackle and helped the team rush for 165 yards
- **9/24 vs. MIA:** Started at right tackle
- **10/4 at CIN:** Started at right tackle
- **10/11 at HOU:** Started at right tackle
- **10/18 vs. DET:** Started at right tackle
- **10/25 at LAC:** Started at right tackle
- **11/8 vs. HOU:** Started at right tackle
- **11/15 at G.B.:** Started at right tackle
- **11/22 vs. PIT:** Started at right tackle
- **11/29 vs. CLE:** Started at right tackle
- **12/6 at MIN:** Started at right tackle
- **12/13 vs. TEN:** Started at right tackle
- **12/20 at BAL:** Started at right tackle

2019 (w/ JAX - 16/16)

Started in all 16 games, becoming the first Jaguars rookie on offense to start in all 16 games since OL **Maurice Williams** in 2001 ... Part of an offensive line that helped RB **Leonard Fournette** gain 1,674 yards from scrimmage ... Fournette became the only Jaguars player since 2011 to post at least 1,500 scrimmage yards in a single season

- **9/8 vs. K.C.:** Started at right tackle in his NFL debut
- **9/19 vs. TEN:** Started at right tackle and played all 54 offensive snaps
- **9/29 at DEN:** Started and helped RB **Leonard Fournette** gain a career-high 225 yards rushing and an average of 7.1 yards per carry ... The team averaged 269 total net rushing yards, the second-most in franchise history
- **10/6 at CAR:** Started at right tackle, helping RB **Leonard Fournette** eclipse the 100 yard mark in back-to-back games for the first time since his rookie season in 2017
- **10/20 at CIN:** Started at right tackle, paving the way for RB **Leonard Fournette's** 131 yards rushing

COLLEGE (AT FLORIDA, 2016-18)

- Did not miss a game in his three-year career for the Gators, playing in all 37 games with 35 starts (33 at RT, 2 at LT)
- Was part of a Gator offensive line in 2018 that allowed 18 sacks, the 20th-fewest in the NCAA and third-fewest in the SEC, garnering Second-Team All-SEC accolades from Athlon Sports
- Declared for the NFL Draft following his junior season

PERSONAL

- Attended Cocoa (Fla.) High School
- Member of the 2015 Florida Class 4A First Team All-State
- As a senior, helped his team to a 10-3 record and reach the Class 4A State Semifinals
- Son of Robert and **Wendy Taylor**
- Learned to play the drums in church





QUINCY WILLIAMS



POSITION: LINEBACKER
HT: 5-11 | **WT:** 225 | **DOB:** 8-28-1996
COLLEGE: MURRAY STATE
HOMETOWN: BIRMINGHAM, ALABAMA
ACQ: THIRD ROUND (98TH) OF 2019 DRAFT
EXP: 2ND YEAR



@QuincyWilliams_



@TheQuincyWilliams

TRANSACTIONS

Originally drafted by Jacksonville in the third round (98th overall) of the 2019 draft ... Placed on injured reserve by Jacksonville on 12/11/19 ... Activated to the 53-man roster from the reserve/injured-designated for return list on 10/10/20

PRO (GAMES PLAYED/STARTED - 18/8)

Second-year linebacker has played in 18 games with eight starts

2020 (w/ JAX - 7/0)

Sustained a core muscle injury during training camp and was placed on injured reserve following final roster reductions ... Was designated for return from the reserve/injured list on Sept. 30 ... Activated to 53-man roster from reserve/injured-designated to return on Oct. 10

- **10/11 at HOU:** Saw action on special teams in his season debut
- **10/18 vs. DET:** Saw action at linebacker, collecting two tackles, and on special teams
- **10/25 at LAC:** Saw action at linebacker and posted seven tackles, including one tackle for loss, and his first career pass defended
- **11/8 vs. HOU:** Saw action on special teams
- **11/15 at G.B.:** Saw action on special teams
- **11/22 vs. PIT:** Inactive
- **11/29 vs. CLE:** Saw action on special teams
- **12/6 at MIN:** Saw action on special teams, posting two tackles
- **12/13 vs. TEN:** Inactive
- **12/20 at BAL:** Inactive

2019 (w/ JAX - 11/8)

Appeared in 11 games during his rookie campaign, starting eight and tallied 48 tackles (30 solo), including two tackles for loss ... Season was cut short after being placed on injured reserve on Dec. 11 due to a season-ending knee injury suffered in Week 11 against the L.A. Chargers

- **9/8 vs. K.C.:** Made his NFL debut with a start at linebacker, registering four tackles and one tackle for loss
- **9/15 at HOU:** Started at linebacker and led the team with eight tackles
- **9/19 vs. TEN:** Started at linebacker, amassing eight tackles (four solo)
- **9/29 at DEN:** Started and posted eight tackles (four solo)
- **11/24 at TEN:** Started at weakside linebacker, contributing six tackles (four solo), including one tackle for loss

COLLEGE (AT MURRAY STATE, 2015-18)

- Played in 43 games at Murray State and registered 231 tackles (142 solo), 18 tackles for loss, nine passes defended, three forced fumbles, three INTs and one fumble recovery
- Earned First-Team All-Ohio Valley Conference honors as a senior in 2018, recording a team-leading 111 tackles (78 solo), 9.5 tackles for loss, six passes defended, two INTs and two forced fumbles ... Williams' 7.1 solo tackles per game ranked second in the FCS
- Played in 11 games with 10 starts in 2017 as a junior, finishing fourth on the team with 57 tackles

PERSONAL

- Played at Wenonah (Ala.) High School and earned Birmingham Athletic Partnership Defensive Player of the Year as a senior
- Quincy Williams' younger brother, **Quinnen Williams**, attended Alabama and was selected by the New York Jets with the No. 3 overall selection in 2019

REGULAR SEASON STATISTICS

YEAR	TEAM	GP/GS	TKL	SOLO	ASST	SACKS	FF	FR	PD	TFL	INT
2019	JAX	11/8	48	30	18	0.0	0	0	0	2	0
2020	JAX	7/0	9	5	4	0.0	1	0	1	1	0
NFL totals: 2 yrs.		18/8	57	35	22	0.0	1	0	1	3	0

Single Game Career Highs

Tackles:

8 (three times; last: 9/29/19 at DEN)

Tackles for loss:

1 (two times; last: 11/24/19 at TEN)

Forced fumbles:

1 (12/6/20 at MIN)

2020 GAME-BY-GAME STATISTICS

DATE	OPP	TKL	SOLO	ASST	SACKS	FF	FR	PD	TFL	INT
09/13	vs. Indianapolis									
09/20	at Tennessee									
09/24	vs. Miami									
10/04	at Cincinnati									
10/11	at Houston	0	0	0	0.0	0	0	0	0	0
10/18	vs. Detroit	2	2	0	0.0	0	0	0	0	0
10/25	at L.A. Chargers	7	3	4	0.0	0	0	1	1	0
BYE WEEK										
11/08	vs. Houston	0	0	0	0.0	0	0	0	0	0
11/15	at Green Bay	0	0	0	0.0	0	0	0	0	0
11/22	vs. Pittsburgh									
11/29	vs. Cleveland	0	0	0	0.0	0	0	0	0	0
12/06	at Minnesota	0	0	0	0.0	1	0	0	0	0
12/13	vs. Tennessee									
12/20	at Baltimore									
12/27	vs. Chicago									
01/03	at Indianapolis									
2020 totals:		9	5	4	0.0	1	0	1	1	0

Additional Statistics: two special teams tackles



POSITION: SAFETY
HT: 6-2 | **WT:** 210 | **DOB:** 2-9-1994
COLLEGE: MICHIGAN
HOMETOWN: AKRON, OHIO
ACQ: ROOKIE FREE AGENT 2016
EXP: 5TH YEAR



@jarrodwilsonfoundation

TRANSACTIONS

Originally signed by Jacksonville as an undrafted rookie on 5/1/16 ... Re-signed on 1/19/19 ... Placed on injured reserve on 9/14/20 ... Activated to the 53-man roster from the reserve/injured-designated for return list on 10/10/20

PRO (GAMES PLAYED/STARTED - 73/28, 3/0)

- Fifth-year safety who has appeared in 73 games, making 28 starts, including all 16 games at free safety in 2019
- Career totals include 153 tackles (113 solo), 10 tackles for loss, eight passes defended, three INTs and two forced fumbles

2020 (w/ JAX - 10/10)

Named team captain as voted on by his teammates ... Placed on injured reserve following Week 1 with a hamstring injury ... Was designated for return from injured reserve on Oct. 7 ... Activated from injured reserve on Oct. 10

- **9/13 vs. IND:** Started at free safety and made three tackles before exiting the game with a hamstring injury
- **10/11 at HOU:** Started at free safety and collected three tackles and one INT, which he returned 48 yards
- **10/18 vs. DET:** Started at free safety and tallied five tackles before exiting the game with a hamstring injury
- **10/25 at LAC:** Inactive (hamstring)
- **11/8 vs. HOU:** Started at free safety and posted three tackles
- **11/15 at G.B.:** Started at free safety and made five tackles
- **11/22 vs. PIT:** Started at free safety and amassed nine tackles (six solo), one pass defense and one tackle for loss
- **11/29 vs. CLE:** Started at free safety and collected seven tackles (four solo)
- **12/6 at MIN:** Started at free safety and posted five tackles (three solo)
- **12/13 vs. TEN:** Started at free safety and tallied seven tackles (five solo) and one tackle for loss
- **12/20 at BAL:** Started at free safety and amassed a career-high 10 solo tackles

2019 (w/ JAX - 16/16)

Started in all 16 games and led the team in total snaps played (1,186) and tackles (73) ... Also posted career highs with four passes defended, two INTs and one forced fumble ... One of five players in the NFL to play every defensive snap for their team

- **9/15 at HOU:** Started at free safety, amassing eight tackles (four solo), including two tackles for loss and added one pass defended
- **11/3 vs. HOU:** Started and posted four solo tackles and a forced fumble that prevented a TD in the fourth quarter
- **11/17 at IND:** Started at free safety, recording five tackles (four solo), one pass defended, his first career INT and one special teams tackle
- **12/1 vs. T.B.:** Started and posted six tackles (two solo)
- **12/22 at ATL:** Started and notched seven tackles (five solo) and one INT
- **12/29 vs. IND:** Started and tallied a team-high six tackles (five solo) and one tackle for loss

2018 (w/ JAX - 16/2)

Appeared in all 16 games for the second time in his career and recorded 16 tackles and two passes defended ... Added five special teams tackles

- **12/23 at MIA:** Made his first career start at strong safety and recorded three tackles
- **12/30 at HOU:** Started and recorded six tackles, including one for a loss, and one pass defended ... Also collected one solo tackle on special teams

2017 (w/ JAX - 15/0, 3/0)

Saw action in 15 games and recorded eight special teams tackles

- **11/19 at CLE:** Saw action at safety and on special teams, recovering one fumble in the third quarter on Browns S **Jabril Peppers'** muffed punt
- **1/14 at PIT:** Recorded two passes defended in relief of S **Tashaun Gipson Sr.**, who left the game with a foot injury and did not return

2016 (w/ JAX - 16/0)

- **9/11 vs. GB:** Made his NFL and Jaguars debut and played special teams

COLLEGE (AT MICHIGAN, 2012-15)

- Four-year letterman who appeared in 48 games with 31 starts during his time in Ann Arbor
- Career totals include 169 tackles, seven passes defended, four INTs, four tackles for loss, one forced fumble and one fumble recovery

- Named a 2015 All-Big Ten Honorable Mention
- Majored in general studies in the College of Literature, Science and the Arts

PERSONAL

- Attended Akron Buchtel (Ohio) High School where he played for former Michigan RB **Ricky Powers**
- Registered 71 tackles and three INTs, including one pick six, as a senior in 2011 en route to first-team All-State honors
- Also lettered in basketball
- His uncle, **Dave Young**, played at Purdue and for the Baltimore Colts
- Launched the 'Jarrod Wilson Foundation' in April of 2019 which focuses on giving back to communities through career and college readiness, scholarship programs, community service and athletics
- Engaged to Desaray in March 2020

REGULAR SEASON STATISTICS

YEAR	TEAM	GP/GS	TKL	SOLO	ASST	SACKS	FF	FR	PD	INT
2016	JAX	16/0	2	2	0	0.0	0	0	0	0
2017	JAX	15/0	3	3	0	0.0	0	1	0	0
2018	JAX	16/2	16	14	2	0.0	1	0	2	0
2019	JAX	16/16	73	52	21	0.0	1	0	4	2
2020	JAX	10/10	59	42	17	0.0	0	0	2	1
NFL totals: 5 yrs.		73/28	153	113	40	0.0	2	1	8	3

Single Game Career Highs

Tackles:

10 (12/20/20 at BAL)

Tackles for loss:

2 (9/15/19 at HOU)

Forced fumbles:

1 (11/3/19 vs. HOU)

Passes defended:

1 (eight times, last: 11/22/20 vs. PIT)

Interceptions:

1 (two times; last: 12/22/19 at ATL)

Additional Statistics: 10 tackles for loss

POSTSEASON CAREER STATISTICS

YEAR	TEAM	GP/GS	TKL	SOLO	ASST	SACKS	FF	FR	PD	INT
2017	JAX	3/0	0	0	0	0.0	0	0	2	0
NFL totals: 4 yrs.		3/0	0	0	0	0.0	0	0	2	0

2020 GAME-BY-GAME STATISTICS

DATE	OPP	TKL	SOLO	ASST	SACKS	FF	FR	PD	INT
09/13	vs. Indianapolis	3	2	1	0.0	0	0	0	0
09/20	at Tennessee				Injured reserve				
09/24	vs. Miami				Injured reserve				
10/04	at Cincinnati				Injured reserve				
10/11	at Houston	3	2	1	0.0	0	0	1	1
10/18	vs. Detroit	5	4	1	0.0	0	0	0	0
10/25	at L.A. Chargers				Inactive				
	BYE WEEK								
11/08	vs. Houston	3	2	1	0.0	0	0	0	0
11/15	at Green Bay	5	3	2	0.0	0	0	0	0
11/22	vs. Pittsburgh	9	6	3	0.0	0	0	1	0
11/29	vs. Cleveland	7	4	3	0.0	0	0	0	0
12/06	at Minnesota	5	3	2	0.0	0	0	0	0
12/13	vs. Tennessee	7	5	2	0.0	0	0	0	0
12/20	at Baltimore	10	10	0	0.0	0	0	0	0
12/27	vs. Chicago								
01/03	at Indianapolis								
2020 totals:		59	42	17	0.0	0	0	2	1



POSITION: SAFETY
HT: 6-0 | **WT:** 209 | **DOB:** 12-5-1996
COLLEGE: WYOMING
HOMETOWN: ARVADA, COLORADO
ACQ: ROOKIE FREE AGENT 2019
EXP: 2ND YEAR



@DeweyWingard



@DeweyWingard

TRANSACTIONS

Originally signed by Jacksonville as an undrafted rookie on May 10, 2019 ... Placed on reserve/injured list on 10/12/20 ... Activated from reserve/injured list on 11/14/20

PRO (GAMES PLAYED/STARTED - 27/6)

Second-year safety who was the only undrafted rookie free agent signed in 2019 to make the team's opening day roster last season

2020 (w/ JAX - 11/4)

- **9/13 vs. IND:** Saw action at free safety, recording his first career INT in the fourth quarter, and on special teams, leading the team with two special teams stops
- **9/20 at TEN:** Started at free safety and posted a career-high nine tackles (seven solo)
- **9/24 vs. MIA:** Started at free safety and posted three tackles
- **10/4 at CIN:** Started at free safety and matched his career high with nine tackles ... Added one pass defended and one special teams tackle
- **10/11 at HOU:** Saw action at special teams before exiting the game with an abdominal injury and being placed on injured reserve on Oct. 12
- **11/15 at G.B.:** Saw action on defense and on special teams
- **11/22 vs. PIT:** Saw action at free safety and made three tackles (two solo) and one pass defense ... Added one tackle on special teams
- **11/29 vs. CLE:** Started at safety and tallied three tackles (one solo), one pass defended and his first-career fumble recovery, which he returned for 17 yards
- **12/6 at MIN:** Saw action at safety and on special teams
- **12/13 vs. TEN:** Saw action at safety and posted three tackles (two solo)
- **12/20 at BAL:** Saw action at safety and made three solo tackles ... Also appeared on special teams

2019 (w/ JAX - 16/2)

Appeared in all 16 games, making two starts, while compiling 19 tackles (14 solo), 1.0 sack and one forced fumble ... Led the team with eight special teams tackles

- **9/8 vs. K.C.:** Made his NFL debut, seeing action at safety and on special teams, and totaled one solo tackle and two special teams tackles
- **11/24 at TEN:** Saw action on defense in relief of injured S **Ronnie Harrison**, recording a career-high five tackles (three solo)
- **12/1 vs. T.B.:** Made his first career start at strong safety, recording six tackles (five solo), including a strip-sack, marking the first sack of his career
- **12/8 vs. LAC:** Started at free safety, amassing four tackles (two solo)

COLLEGE (AT WYOMING, 2015-18)

- Finished second in Wyoming school history with 454 tackles while adding 18 passes defended, 10 INTs and five forced fumbles
- Recorded 87 tackles (46 solo), three passes defended and two INTs as a senior in 2018, earning First-Team All-Mountain West honors
- Named First-Team All-Mountain West as a junior in 2017 after totaling 114 tackles and a career-high five INTs
- Recorded 131 total tackles in 2016, which ranked fourth in the FBS and first in the Mountain West
- Played in all 12 games (11 starts) as a freshman in 2015 and registered 122 total tackles
- His 6.9 solo tackles per game ranked No. 1 in the Mountain West and No. 4 in the NCAA

PERSONAL

- Attended Ralston Valley (Arvada, Colo.) High School and rushed for 1,653 yards on 190 carries in his senior season
- Earned first-team all-state honors after totaling 2,702 all-purpose yards
- Father, Dan, was a punter at the University of Nebraska
- Avid skier and golfer

REGULAR SEASON STATISTICS

YEAR	TEAM	GP/GS	TKL	SOLO	ASST	SACKS	FF	FR	PD	INT
2019	JAX	16/2	19	14	5	1.0	1	0	0	0
2020	JAX	11/4	33	23	10	0.0	0	1	4	1
NFL totals: 2 yrs.		27/6	52	37	15	1.0	1	1	4	1

Tackles:

9 (9/20/20 at TEN)

Sacks:

1.0 (12/1/19 vs. T.B.)

INTs:

1 (9/13/20 vs. IND)

Passes defended:

1 (four times; last: 11/29/20 vs. CLE)

Forced fumbles:

1 (12/1/19 vs. T.B.)

Fumble Recoveries:

1 (11/29/20 vs. CLE)

Additional statistics: 15 special teams tackles

2020 GAME-BY-GAME STATISTICS

DATE	OPP	TKL	SOLO	ASST	SACKS	FF	FR	PD	INT
09/13	vs. Indianapolis	0	0	0	0.0	0	0	1	1
09/20	at Tennessee	9	7	2	0.0	0	0	0	0
09/24	vs. Miami	3	3	0	0.0	0	0	0	0
10/04	at Cincinnati	9	5	4	0.0	0	0	1	0
10/11	at Houston	0	0	0	0.0	0	0	0	0
10/18	vs. Detroit				Injured reserve				
10/25	at L.A. Chargers				Injured reserve				
	BYE WEEK								
11/08	vs. Houston				Injured reserve				
11/15	at Green Bay	0	0	0	0.0	0	0	0	0
11/22	vs. Pittsburgh	3	2	1	0.0	0	0	1	0
11/29	vs. Cleveland	3	1	2	0.0	0	1	1	0
12/06	at Minnesota	0	0	0	0.0	0	0	0	0
12/13	vs. Tennessee	3	2	1	0.0	0	0	0	0
12/20	at Baltimore	3	3	0	0.0	0	0	0	0
12/27	vs. Chicago								
01/03	at Indianapolis								
2020 totals:		33	23	10	0.0	0	1	4	1

Additional statistics: five special teams tackles

TEAM RECORDS



WINS / LOSSES

REGULAR SEASON RECORD

177-237

HOME RECORD

107-100

ROAD RECORD

70-137

MOST CONSECUTIVE WINS

10/3/99 through 12/19/99	11
11/24/96 through 9/22/97	8
12/14/97 through 10/12/98	7
12/18/05 through 9/18/06	5
11/6/05 through 12/4/05	5
9/6/98 through 10/12/98	5

MOST CONSECUTIVE HOME WINS

9/29/96 through 11/30/97	13
10/17/99 through 9/17/00	7
11/5/17 through 9/16/18	6
12/18/05 through 11/5/06	6
9/13/98 through 12/6/98	6

MOST CONSECUTIVE ROAD WINS

9/19/99 through 12/19/99	7
11/20/05 through 12/25/05	4
12/14/97 through 9/27/98	4

MOST CONSECUTIVE LOSSES

12/2/12 through 10/27/13	13
9/20/20 through 12/20/20	13
10/23/16 through 12/18/16	9
12/15/13 through 10/12/14	9
10/7/18 through 11/25/18	7
9/30/12 through 11/18/12	7
10/29/95 through 12/17/95	7

MOST CONSECUTIVE HOME LOSSES

12/9/12 through 11/17/13	7
9/20/20 through 12/13/20	6
9/16/12 through 11/8/12	5
9/24/20 through 11/29/20	5
Seven streaks tied, last: 10/23/16 through 12/11/16	4

MOST CONSECUTIVE ROAD LOSSES

12/29/13 through 11/8/15	13
10/21/12 through 10/13/13	10
10/29/95 through 11/17/96	10
12/29/02 through 12/28/03	9
12/22/19 through 12/20/20	8

POSTSEASON RECORD

7-7

HOME POSTSEASON RECORD

3-1

AWAY POSTSEASON RECORD

4-6

SCORING

MOST POINTS SCORED IN A SEASON

2017	417
2007	411
1999	396
1997	394
1998	392

MOST POINTS SCORED IN A GAME

12/13/15 vs. Indianapolis	51
12/23/07 vs. Oakland	49
12/3/00 vs. Cleveland	48
12/17/17 vs. Houston	45
11/1/98 at Baltimore	45

MOST POINTS SCORED - FIRST QUARTER

vs. Philadelphia (W, 38-21, 10/12/97)	21
at New Orleans (L, 24-41, 11/4/07)	17
vs. Tennessee (W, 40-13, 1/1/06)	17
at Baltimore (L, 36-39, 9/10/00)	17
at Tennessee (W, 30-24, 11/2/97)	17

MOST POINTS SCORED - SECOND QUARTER

vs. Tampa Bay (W, 41-14, 12/11/11)	28
at Baltimore (W, 45-19, 11/1/98)	28
vs. Buffalo (W, 34-31, 10/25/15)	27
vs. Houston (W, 45-7, 12/17/17)	24
at Detroit (W, 38-14, 11/9/08)	21
vs. Pittsburgh (W, 21-3, 9/9/01)	21

MOST POINTS SCORED - THIRD QUARTER

vs. Seattle (W, 30-24, 12/10/17)	21
vs. Indianapolis (W, 51-16, 12/13/15)	21
vs. Oakland (W, 38-81, 12/12/10)	21
vs. Cincinnati (W, 30-13, 11/11/01)	21
vs. Cleveland (W, 48-0, 12/3/00)	21

MOST POINTS SCORED - FOURTH QUARTER

at Baltimore (W, 30-23, 11/28/99)	23
vs. Indianapolis (W, 51-16, 12/13/15)	21
vs. Houston (W, 37-17, 10/14/07)	21
at Houston (W, 38-20, 12/24/05)	21
vs. Indianapolis (L, 31-41, 12/10/95)	21

MOST POINTS SCORED - FIRST HALF

at Baltimore (W, 45-19, 11/1/98)	42
vs. Houston (W, 45-7, 12/17/17)	31
vs. Tampa Bay (W, 41-14, 12/11/11)	28
vs. Oakland (W, 49-11, 12/23/07)	28
vs. N.Y. Jets (W, 41-0, 10/8/06)	28

MOST POINTS SCORED - SECOND HALF

vs. Indianapolis (W, 51-16, 12/13/15)	42
vs. San Francisco (W, 41-3, 9/12/99)	35
vs. Oakland (W, 38-31, 12/12/10)	31
at Houston (W, 38-20, 12/24/05)	28
vs. Cleveland (W, 48-0, 12/3/00)	28

FEWEST POINTS SCORED IN A SEASON

2011	243
2018	245
2013	247
2014	249
2012	255

FEWEST POINTS SCORED IN A GAME

10/11/09 at Seattle	0
12/26/04 vs. Houston	0
12/17/95 at Detroit	0
9/8/13 vs. Kansas City	2
16 times, last: 11/22/20 vs. Pittsburgh	3

FEWEST POINTS ALLOWED IN A SEASON

1999	217
2017	268
2005	269
2006	274
2004	280

FEWEST POINTS ALLOWED IN A GAME

vs. Indianapolis (W, 6-0, 12/2/18)	0
at Indianapolis (W, 27-0, 10/22/17)	0
vs. New York Jets (W, 41-0, 10/8/06)	0
vs. Pittsburgh (W, 9-0, 9/18/06)	0
vs. Houston (W, 27-0, 12/7/03)	0
vs. Cleveland (W, 48-0, 12/3/00)	0
vs. Cincinnati (W, 13-0, 9/17/00)	0

MOST POINTS ALLOWED IN A SEASON

2013	449
2015	448
2012	444
2020	423
2010	419
2014	412

MOST POINTS ALLOWED IN A GAME

9/27/15 at New England	51
12/20/98 at Minnesota	50
11/12/95 vs. Seattle	47
12/8/19 vs. Los Angeles Chargers	45
09/22/13 at Seattle	45

MOST POINTS ALLOWED IN FIRST QUARTER

11/23/97 at Cincinnati	21
9/8/19 vs. Kansas City	17
10/15/17 vs. L.A. Rams	17
12/29/13 at Indianapolis	17
11/23/08 vs. Minnesota	17
11/4/07 at New Orleans	17

MOST POINTS ALLOWED IN SECOND QUARTER

10/25/98 at Denver	24
10/27/16 at Tennessee	24
Seven times, last: 11/29/15 vs. San Diego	21

MOST POINTS ALLOWED IN THIRD QUARTER

11/24/19 at Tennessee	28
10/25/20 at L.A. Chargers	20
Five times, last: 10/4/20 at Cincinnati	17

MOST POINTS ALLOWED IN FOURTH QUARTER

10/7/12 vs. Chicago	28
12/20/98 at Minnesota	24
Six times, last: 12/24/17 at San Francisco	21

MOST POINTS IN A GAME, BOTH TEAMS

12/6/15; Jaguars (39) at Tennessee (42)	81
11/18/12; Jaguars (37) at Houston (43)	80
12/24/17; Jaguars (33) at San Francisco (44)	77
11/12/95; Jaguars (30) vs. Seattle (47)	77

FEWEST POINTS IN A GAME, BOTH TEAMS

12/2/18; Jaguars (6) vs. Indianapolis (0)	6
9/18/06; Jaguars (9) vs. Pittsburgh (0)	9
11/14/99; Jaguars (6) vs. Baltimore (3)	9
9/18/05; Jaguars (3) at Indianapolis (10)	13
9/19/04; Jaguars (7) vs. Denver (6)	13
11/16/03; Jaguars (3) at Tennessee (10)	13
9/17/00; Jaguars (13) vs. Cincinnati (0)	13
9/3/95; Jaguars (3) vs. Houston (10)	13



TEAM RECORDS



SCORING

MOST POINTS IN THE FIRST QUARTER, BOTH TEAMS

11/4/07; Jaguars (17) at New Orleans (17)	34
10/15/17; Jaguars (14) vs. L.A. Rams (17)	31
11/23/97; Jaguars (7) at Cincinnati (21)	28
9/8/19; Jaguars (7) vs. Kansas City (17)	24
11/23/08; Jaguars (7) vs. Minnesota (17)	24
11/2/97; Jaguars (17) at Tennessee (7)	24

MOST POINTS IN THE SECOND QUARTER, BOTH TEAMS

10/25/15; Jaguars (27) vs. Buffalo (10)	37
12/11/11; Jaguars (28) vs. Tampa Bay (7)	35
12/17/09; Jaguars (14) vs. Indianapolis (21)	35
11/1/98; Jaguars (28) at Baltimore (6)	34
10/25/98; Jaguars (7) at Denver (24)	31

MOST POINTS IN THE THIRD QUARTER, BOTH TEAMS

11/24/19; Jaguars (8) at Tennessee (28)	36
10/25/20; Jaguars (15) at L.A. Chargers (20)	35
12/10/17; Jaguars (21) vs. Seattle (10)	31
12/31/06; Jaguars (14) at Kansas City (14)	28
12/12/10; Jaguars (21) vs. Oakland (7)	28

MOST POINTS IN THE FOURTH QUARTER, BOTH TEAMS

12/6/15; Jaguars (20) at Tennessee (21)	41
12/23/00; Jaguars (15) at N.Y. Giants (21)	36
12/24/17; Jaguars (14) at San Francisco (21)	35
12/10/95; Jaguars (21) vs. Indianapolis (14)	35
12/20/98; Jaguars (7) at Minnesota (24)	31

MOST TOUCHDOWNS SCORED IN A SEASON

2007	50
2017	47
1998	47
2015	44
1997	43

MOST TOUCHDOWNS SCORED IN A GAME

vs. Indianapolis (W, 51-16, 12/13/15)	7
vs. Oakland (W, 49-11, 12/23/07)	7
Four times, last: at Tennessee (L, 42-39, 12/6/15)	6

MOST TOUCHDOWNS ALLOWED IN A SEASON

2013	53
2015	51
2010	50
2020	49
2012	48

MOST TOUCHDOWNS ALLOWED IN A GAME

11 times, last: vs. L.A. Chargers (L, 45-10, 12/8/19)	6
---	---

MOST EXTRA POINTS SCORED IN A SEASON

2007	46
1998	45
2010	41
2006	41
1997	41

MOST EXTRA POINTS SCORED IN A GAME

12/23/07 vs. Oakland	7
Four times, last: 12/17/17 vs. Houston	6

MOST EXTRA POINTS ALLOWED IN A SEASON

2013	53
2015	48
2010	48
2012	46
1995	45

MOST EXTRA POINTS ALLOWED IN A GAME

Nine times, last: 12/8/19 at Tennessee	6
--	---

MOST TWO-POINT CONVERSIONS SCORED IN A SEASON

1996	5
1999, 2004, 2019	4

MOST TWO-POINT CONVERSIONS SCORED IN A GAME

11/28/99 at Baltimore	2
10/25/20 at L.A. Chargers	2

MOST TWO-POINT CONVERSIONS ALLOWED IN A SEASON

2007	3
Seven times, last: 2019	2

MOST TWO-POINT CONVERSIONS ALLOWED IN A GAME

In 25 games	1
-------------------	---

MOST FIELD GOALS SCORED IN A SEASON

2019	33
1999	31
1997	31
2017	30
1996	30

MOST FIELD GOALS SCORED IN A GAME

Five times, last: 10/10/10 at Buffalo	5
---	---

MOST FIELD GOALS ALLOWED IN A SEASON

2016	38
2012	36
2014	31
1998	30
2015	30

MOST FIELD GOALS ALLOWED IN A GAME

12/1/02 vs. Pittsburgh	6
10/8/00 vs. Baltimore	5
9/22/96 at New England	5

MOST DEFENSIVE TDS IN A SEASON

2017	7
1999	4
2015	3
2014	3
2011	3
2008	3
2007	3

MOST DEFENSIVE TDS IN A GAME

10/8/17 at Pittsburgh	2
10/25/15 vs. Buffalo	2
11/30/14 vs. New York Giants	2
12/11/11 vs. Tampa Bay	2
9/12/99 vs. San Francisco	2
34 times, last: 12/6/20 vs. Minnesota	1

MOST OPPONENT DEFENSIVE TDS IN A SEASON

2015	7
2014	5
2012	5
1996	4
2004	4
2013	4

MOST OPPONENT DEFENSIVE TDS IN A GAME

12/17/06 at Tennessee	3
10/26/14 vs. Miami	2
12/30/12 at Tennessee	2
10/7/12 vs. Chicago	2
10/12/03 vs. Miami	2
11/22/98 at Pittsburgh	2

MOST SPECIAL TEAMS RETURN TDS IN A SEASON

1999	2
14 seasons, last: 2020	1

MOST SPECIAL TEAMS RETURN TDS IN A GAME

16 times, last: 11/15/20 at Green Bay	1
---	---

TEAM RECORDS



SCORING

LARGEST MARGIN OF VICTORY

12/3/00 vs. Cleveland (48-0).....	48
10/8/06 vs. New York Jets (41-0).....	41
12/17/17 vs. Houston (45-7).....	38
12/23/07 vs. Oakland (49-11).....	38
9/12/99 vs. San Francisco (41-3).....	38

LARGEST MARGIN OF DEFEAT

12/17/95 at Detroit (44-0).....	44
10/11/09 at Seattle (41-0).....	41
12/20/98 at Minnesota (50-10).....	40
10/7/12 at Chicago (41-3).....	38
12/8/19 vs. Los Angeles Chargers (45-10).....	35

LONGEST SCORING DRIVE (YARDS)

10/8/17 at Pittsburgh (3 plays, TD).....	98
10/31/99 at Cincinnati (9 plays, TD).....	98
11/11/18 at Indianapolis (5 plays, TD).....	97
9/3/00 at Cleveland (15 plays, TD).....	97
Three times, last: 12/5/17 vs. Cincinnati (15 plays, TD).....	96

LONGEST SCORING DRIVE (PLAYS)

12/16/07 at Pittsburgh (74 yards, TD).....	20
Six times, last 10/20/13 vs. San Diego (68 yards, FG).....	18

LONGEST SCORING DRIVE (TIME)

9/21/08 at Indianapolis (18 plays, 82 yds., FG) ..	12:18
9/23/07 at Denver (18 plays, 80 yds., TD).....	11:44
12/2/07 at Indianapolis (16 plays, 84 yds., TD) ..	11:10
10/7/07 at Kansas City (18 plays, 77 yds., FG)...	10:55
09/29/19 at Denver (16 plays, 75 yards, TD).....	10:24



POSSESSION / FIRST DOWNS

HIGHEST TIME OF POSSESSION

12/17/06 at Tennessee.....	44:22
10/18/09 vs. St. Louis.....	42:12
11/14/04 vs. Detroit.....	41:44

HIGHEST OPPONENT TIME OF POSSESSION

9/16/12 vs. Houston.....	43:17
12/28/14 at Houston.....	39:48
11/1/09 at Tennessee.....	39:43

LOWEST TIME OF POSSESSION

9/16/12 vs. Houston.....	16:43
12/28/14 at Houston.....	20:12
11/1/09 at Tennessee.....	20:17

LOWEST OPPONENT TIME OF POSSESSION

12/17/06 at Tennessee.....	15:38
10/18/09 vs. St. Louis.....	17:48
11/14/04 vs. Detroit.....	18:16

MOST FIRST DOWNS - SEASON

2017.....	332
1999.....	331
2010.....	330
2007.....	328
1995.....	325

MOST FIRST DOWNS - GAME

10/20/96 at St. Louis.....	36
10/18/09 vs. St. Louis.....	33
12/24/17 at San Francisco.....	32
Four times, last: 9/20/20 at Tennessee.....	30

FEWEST FIRST DOWNS - SEASON

2011.....	251
2012.....	269
2014.....	271
2013.....	271
2002.....	275

FEWEST FIRST DOWNS - GAME

12/30/18 at Houston.....	6
12/26/04 vs. Houston.....	6
9/14/14 at Washington.....	8
9/19/04 vs. Denver.....	8

MOST FIRST DOWNS ALLOWED - SEASON

2012.....	364
2015.....	362
2013.....	353
2019.....	340
2014.....	330

MOST FIRST DOWNS ALLOWED - GAME

11/18/12 at Houston.....	39
9/27/15 at New England.....	35
9/14/14 at Washington.....	32
11/4/07 at New Orleans.....	32
Two times; last: 12/6/20 at Minnesota.....	30

FEWEST FIRST DOWNS ALLOWED - SEASON

1999.....	248
2000.....	252
2017.....	257
2006.....	259
2011.....	272

FEWEST FIRST DOWNS ALLOWED - GAME

12/3/00 vs. Cleveland.....	2
12/17/06 at Tennessee.....	5
12/7/03 vs. Houston.....	7
Three times, last: 11/5/17 vs. Cincinnati.....	8

MOST FIRST DOWNS, BOTH TEAMS - GAME

12/24/17, Jacksonville (32) at San Francisco (26).....	58
11/18/12, Jacksonville (17) at Houston (39) (OT).....	56
10/7/18, Jacksonville (29) at Kansas City (26).....	55
9/9/20, Jacksonville (30) at Tennessee (23).....	53
10/4/20, Jacksonville (25) at Cincinnati (28).....	53

FEWEST FIRST DOWNS, BOTH TEAMS - GAME

11/14/99, Jaguars (9) vs. Baltimore (13).....	22
11/27/11, Jaguars (14) vs. Houston (9).....	23
9/3/95, Jaguars (10) vs. Houston (14).....	24

MOST FIRST DOWNS RUSHING - SEASON

2010.....	148
2007.....	127
2006.....	127
2003.....	118
1999.....	116

MOST FIRST DOWNS RUSHING - GAME

12/5/10 at Tennessee.....	16
12/10/06 vs. Indianapolis.....	16
1/2/11 at Houston.....	15
11/28/10 at New York Giants.....	15
12/3/00 vs. Cleveland.....	15

FEWEST FIRST DOWNS RUSHING - SEASON

2015.....	69
2013.....	71
2016.....	75
2012.....	76
2001, 2019.....	85

FEWEST FIRST DOWNS RUSHING - GAME

9/29/13 vs. Indianapolis.....	0
12 times, last: 10/13/19 vs. New Orleans.....	1

TEAM RECORDS



FIRST DOWNS

MOST FIRST DOWNS PASSING - SEASON

2015	215
1996	208
2016	207
1999	194
Two times: 2017, 2000	193

FEWEST FIRST DOWNS PASSING - SEASON

2011	122
2006	147
1998	153
2014	154
1995	154

MOST FIRST DOWNS PASSING - GAME

10/20/96 at St. Louis	24
9/16/18 vs. New England	22
10/27/16 at Tennessee	22

FEWEST FIRST DOWNS PASSING - GAME

12/26/04 vs. Houston	2
12/16/18 vs. Washington	2

MOST FIRST DOWNS, PENALTY - SEASON

2016	39
2017	38
2012	36
2005	34
2014	31

MOST FIRST DOWNS, PENALTY - GAME

12/5/13 vs. Houston	7
12/2/12 at Buffalo	7
11/25/18 at Buffalo	6
11/15/15 at Baltimore	6

FEWEST FIRST DOWNS, PENALTY - SEASON

2002	14
2009	16
2000	16
1997	18
2006	19



TEAM RECORDS



TOTAL NET YARDS

MOST NET YARDS GAINED - SEASON	
2017	5,855
1996	5,760
2007	5,719
2000	5,690
1999	5,586

MOST NET YARDS GAINED - GAME	
10/20/96 at St. Louis	538
9/20/98 vs. Baltimore	519
10/22/17 at Indianapolis	518
10/6/19 at Carolina	507
9/30/18 vs. N.Y. Jets	503

FEWEST NET YARDS GAINED - SEASON	
2011	4,149
1995	4,495
2014	4,634
2013	4,701
2012	4,788

FEWEST NET YARDS GAINED - GAME	
9/16/12 vs. Houston	117
12/30/18 at Houston	119
12/26/04 vs. Houston	126
11/14/99 vs. Baltimore	132
9/3/95 vs. Houston	146

MOST NET YARDS ALLOWED - SEASON	
2012	6,088
2013	6,070
2019	6,007
2015	6,000
2010	5,949

MOST NET YARDS ALLOWED - GAME	
11/18/12 at Houston	653
11/4/07 at New Orleans	538
12/27/15 at New Orleans	537
9/25/00 at Indianapolis	533
9/21/14 vs Indianapolis	529

FEWEST NET YARDS ALLOWED -- SEASON	
1999	4,334
2006	4,538
2017	4,578
2005	4,655
2003	4,657

FEWEST NET YARDS ALLOWED -- GAME	
12/3/00 vs. Cleveland	53
12/17/06 at Tennessee	98
12/7/03 vs. Houston	124
10/24/11 vs. Baltimore	146
11/5/17 vs. Cincinnati	148

MOST NET YARDS GAINED, BOTH TEAMS - SEASON	
2015	11,581
2019	11,475
2010	11,409
2009	11,022
2012	10,876

MOST NET YARDS GAINED, BOTH TEAMS -- GAME	
11/18/12, Jaguars (458) at Houston (653)	1,111
11/4/07, Jaguars (432) at New Orleans (538)	970
10/6/19, Jaguars (507) at Carolina (445)	952
12/27/15, Jaguars (412) at New Orleans (537)	949
10/4/20, Jaguars (439) at Cincinnati (505)	943

FEWEST NET YARDS GAINED, BOTH TEAMS -- SEASON	
2011	9,157
2005	9,804
2018	9,815
2001	9,910
1999	9,920

FEWEST NET YARDS GAINED, BOTH TEAMS -- GAME	
10/24/11, Jaguars (205) vs. Baltimore (146)	351
11/14/99, Jaguars (132) vs. Baltimore (242)	374
9/3/95, Jaguars (146) vs. Houston (240)	386
10/3/99, Jaguars (204) at Pittsburgh (216)	420
12/23/18, Jaguars (244) at Miami (183)	427

PASSING

MOST NET YARDS PASSING -- SEASON	
1996	4,110
2015	4,108
2019	3,760
2016	3,728
1997	3,704

MOST NET YARDS PASSING -- GAME	
10/20/96 at St. Louis	420
9/22/96 at New England (OT)	413
10/7/18 at Kansas City	401
12/24/17 at San Francisco	380
9/30/18 vs. N.Y. Jets	377

FEWEST NET YARDS PASSING -- SEASON	
2011	2,179
2002	2,762
1995	2,790
2006	2,882
2014	3,001

FEWEST NET YARDS PASSING -- GAME	
12/16/18 vs. Washington	20
12/26/04 vs. Houston	31
9/3/95 vs. Houston	45
9/16/12 vs. Houston	52
9/26/10 vs. Philadelphia	52

MOST NET YARDS PASSING ALLOWED -- SEASON	
2015	4,291
2010	4,004
2013	3,962
2014	3,899
2012	3,832

MOST NET YARDS PASSING ALLOWED -- GAME	
11/18/12 at Houston	504
9/25/00 at Indianapolis	440
11/4/07 at New Orleans	435
12/27/15 at New Orleans	402
11/17/13 vs. Arizona	402

FEWEST NET YARDS PASSING ALLOWED -- SEASON	
2017	2,718
1999	2,890
2005	2,946
2006	3,078
2018	3,113

FEWEST NET YARDS PASSING ALLOWED -- GAME	
12/3/00 vs. Cleveland	-9
10/8/06 vs. New York Jets	45
9/24/17 vs. Baltimore	52
12/7/03 vs. Houston	54
12/17/06 at Tennessee	57

MOST NET YARDS PASSING, BOTH TEAMS -- SEASON	
2015	8,399
2019	7,538
1996	7,414
2013	7,403
2012	7,251

MOST NET YARDS PASSING, BOTH TEAMS -- GAME	
11/18/12, Jaguars (372) at Houston (504)	876
11/4/07, Jaguars (344) at New Orleans (435)	779
12/27/15, Jaguars (347) at New Orleans (402)	749
9/8/19, Jaguars (347) vs. Kansas City (378)	725
10/7/18, Jaguars (401) at Kansas City (298)	699

FEWEST NET YARDS PASSING, BOTH TEAMS -- SEASON	
2011	5,520
2006	5,960
2002	6,026
2005	6,136
2018	6,222

FEWEST NET YARDS PASSING, BOTH TEAMS -- GAME	
9/3/95, Jaguars (45) vs. Houston (80)	125
12/26/04, Jaguars (31) vs. Houston (114)	145
12/18/18, Jaguars (20) vs. Washington (136)	156
10/8/16, Jaguars (131) vs. Washington (45)	176
10/3/99, Jaguars (80) at Pittsburgh (99)	179

MOST GROSS YARDS PASSING -- SEASON	
2015	4,428
1996	4,367
2019	4,023
2000	3,947
2016	3,925

MOST GROSS YARDS PASSING -- GAME	
9/22/96 at New England (OT)	432
10/7/18 at Kansas City	430
10/20/96 at St. Louis	421
9/30/18 vs. N.Y. Jets	388
9/10/00 at Baltimore	386

FEWEST GROSS YARDS PASSING -- SEASON	
2011	2,510
2002	3,019
2006	3,060
1995	3,144
2004	3,315

FEWEST GROSS YARDS PASSING -- GAME	
12/26/04 vs. Houston	54
12/16/18 vs. Washington	57
9/3/95 vs. Houston	69
12/8/02 vs. Cleveland	73
9/16/12 vs. Houston	76

MOST GROSS YARDS PASSING ALLOWED -- SEASON	
2015	4,528
2010	4,193
2013	4,187
2014	4,174
2019	4,088

MOST GROSS YARDS PASSING ALLOWED -- GAME	
11/18/12 at Houston	527
11/4/07 at New Orleans	445
9/25/00 at Indianapolis	440
11/17/13 vs. Arizona	419
12/27/15 at New Orleans	412



TEAM RECORDS



PASSING

FEWEST GROSS YARDS PASSING ALLOWED -- SEASON

2017	3,074
2005	3,223
1999	3,263
2006	3,278
2018	3,354

FEWEST GROSS YARDS PASSING ALLOWED -- GAME

12/3/00 vs. Cleveland	33
9/24/17 vs. Baltimore	64
10/8/06 vs. New York Jets	71
12/7/03 vs. Houston	71
9/9/07 vs. Tennessee	78

MOST PASSING ATTEMPTS -- SEASON

2016	626
2015	607
2013	592
2019	589
2012	586

MOST PASSING ATTEMPTS -- GAME

10/7/18 at Kansas City	61
12/13/20 vs. Tennessee	54
10/27/16 at Tennessee	54
10/10/04 at San Diego	54
10/18/15 vs. Houston	53

FEWEST PASSING ATTEMPTS -- SEASON

2006	446
2002	462
1998	463
Three times: 2007, 2010, 2011	469

FEWEST PASSING ATTEMPTS -- GAME

10/13/02 at Tennessee	13
10/8/17 at Pittsburgh	14
12/10/06 vs. Indianapolis	14
12/8/02 vs. Cleveland	14
9/29/02 vs. N.Y. Jets	15

MOST PASSING ATTEMPTS, OPPONENT -- SEASON

2015	602
1998	577
2016	551
2013	551
2001	544

MOST PASSING ATTEMPTS, OPPONENT -- GAME

12/5/13 vs. Houston	58
10/8/17 at Pittsburgh	55
11/18/12 at Houston	55
12/2/18 vs. Indianapolis	52
11/10/02 vs. Washington	51

FEWEST PASSING ATTEMPTS, OPPONENT -- SEASON

2000	458
2008	465
2005	482
2004	497
2018	499

FEWEST PASSING ATTEMPTS, OPPONENT -- GAME

1/3/10 at Cleveland	11
12/30/12 at Tennessee	15
12/17/06 at Tennessee	15
Three times, last: 10/1/00 vs. Pittsburgh	16

MOST PASS COMPLETIONS -- SEASON

2016	369
2019	364
2015	355
1996	353
2013	349

MOST PASS COMPLETIONS -- GAME

10/20/96 at St. Louis	37
10/10/04 at San Diego	36
10/7/18 at Kansas City	33
10/27/16 at Tennessee	33
11/17/19 at Indianapolis	33

FEWEST PASS COMPLETIONS -- SEASON

2011	240
2006	266
2002	268
1998	269
1995	275

FEWEST PASS COMPLETIONS -- GAME

10/13/02 at Tennessee	7
10/28/07 at Tampa Bay	7
3 times, last: 10/8/17 at Pittsburgh	8

MOST PASS COMPLETIONS, OPPONENT -- SEASON

2015	390
2014	355
2013	354
2001	354
Two times: 2009, 2016	345

MOST PASS COMPLETIONS, OPPONENT - GAME

11/18/12 at Houston	43
9/13/20 vs. Indianapolis	36
11/4/07 at New Orleans	35
11/15/15 at Baltimore	34
10/31/10 at Dallas	34

FEWEST PASS COMPLETIONS, OPPONENT - SEASON

2000	258
2005	285
2017	289
1996	290
1999	291

FEWEST PASS COMPLETIONS, OPPONENT - GAME

1/3/10 at Cleveland	7
12/3/00 vs. Cleveland	7
11/17/96 at Pittsburgh	7

MOST TOUCHDOWN PASSES - SEASON

2015	35
2007	28
2010	26
Three times: 1998, 2016, 2019	24

MOST TOUCHDOWN PASSES - GAME

12/6/15 at Tennessee	5
Nine times, last: 9/16/18 vs. New England	4

MOST TOUCHDOWN PASSES, OPPONENT - SEASON

2020	31
Two times: 2013, 2015	29
Three times: 1995, 2009, 2010	28

MOST TOUCHDOWN PASSES, OPPONENT - GAME

9/22/13 at Seattle	5
11/18/12 at Houston	5
9/10/00 at Baltimore	5
12/26/99 at Tennessee	5
12 times, last: 9/9/20 at Tennessee	4

MOST INTERCEPTIONS THROWN -- SEASON

2013, 2019	21
1996	20
2015, 2014	18

MOST INTERCEPTIONS THROWN -- GAME

10/20/96 at St. Louis	5
Seven times, last: 11/22/20 vs. Pittsburgh	4

FEWEST INTERCEPTIONS THROWN - SEASON

2005	6
2007, 2019	8
1997, 2002	9
2009	10

MOST INTERCEPTIONS THROWN, OPPONENT -- SEASON

2017	21
2006, 20017	20
1999, 2005	18
2011	17
2004	16

MOST INTERCEPTIONS THROWN, OPPONENT - GAME

10/8/17 at Pittsburgh	5
10/31/10 at Dallas	4

FEWEST INTERCEPTIONS THROWN, OPPONENT -- SEASON

2014	6
2016	7
2015	9
2019, 2020	10
2013, 2018	11

MOST TIMES SACKED - SEASON

2014	71
2001	63
1995	57
2000	54
2018	53

MOST TIMES SACKED - GAME

9/14/14 at Washington	10
1/3/16 at Houston	8
12/14/14 at Baltimore	8
12/16/01 at Cleveland	8
12/9/01 at Cincinnati	8

MOST TIMES SACKED, OPPONENT - SEASON

1999	57
2017	55
1997	48
2005, 2019	47

MOST TIMES SACKED, OPPONENT -- GAME

9/10/17 at Houston	10
10/22/17 at Indianapolis	10
9/19/19 vs. Tennessee	9
11/7/99 at Atlanta	9



TEAM RECORDS



PASSING

FEWEST TIMES SACKED - SEASON

2017	24
2003	28
2006	30
2007	31
2004, 2005	32

FEWEST TIMES SACKED, OPPONENT - SEASON

2009	14
1995	17
2012	20
2003	24
2010	26

MOST CONSECUTIVE GAMES WITH A PASSING TD

12/18/14 vs. Ten. - 12/27/15 at N.O.	17
9/10/95 at Cin. - 12/10/95 vs. Indianapolis	13
11/30/03 vs. T.B. - 10/24/04 at Ind.	12

MOST CONSECUTIVE GAMES WITH A PASSING TD, OPPONENT

9/13/20 vs. Ind. - 12/20/20 vs. Bal.	14
12/16/07 at Pit. - 11/16/08 vs. Ten.	13
9/20/98 vs. Bal. - 12/20/98 at Minn.	13

MOST 300-YARD PASSING GAMES BY AN INDIVIDUAL - SEASON

2015 (B. Bortles)	6
1996 (M. Brunell)	6
2016 (B. Bortles)	5
2018 (B. Bortles)	4
2017 (B. Bortles)	4

RUSHING

MOST RUSHING YARDS - SEASON

2006	2,541
2010	2,395
2007	2,391
2017	2,262
1998	2,102

MOST RUSHING YARDS - GAME

12/10/06 vs. Indianapolis	375
9/29/19 at Denver	269
12/5/10 at Tennessee	258
10/14/07 vs. Houston	244
12/3/00 vs. Cleveland	244

FEWEST RUSHING YARDS - SEASON

2013	1,260
2012	1,369
2015	1,473
2001	1,600
2016	1,631

FEWEST RUSHING YARDS - GAME

10/2/05 vs. Denver	12
9/14/14 at Washington	25
10/1/00 vs. Pittsburgh	26
11/17/19 at Indianapolis	29
9/22/96 at New England (OT)	29

MOST RUSHING YARDS ALLOWED - SEASON

2012	2,256
2019	2,229
2013	2,108
2002	2,071
2020	2,051

MOST RUSHING YARDS ALLOWED - GAME

11/1/09 at Tennessee	305
10/6/19 at Carolina	285
9/9/07 vs. Tennessee	282
11/17/19 at Indianapolis	264
12/6/18 at Tennessee	264

FEWEST RUSHING YARDS ALLOWED - SEASON

2003	1,406
1999	1,444
2006	1,460
2007	1,605
2001	1,611

FEWEST RUSHING YARDS ALLOWED - GAME

10/7/07 at Kansas City	10
11/20/16 at Detroit	14
11/17/13 vs. Arizona	14
11/20/06 vs. N.Y. Giants	25
Two times, last: 11/18/18 vs. Pittsburgh	26

MOST RUSHING YARDS, BOTH TEAMS - SEASON

2010	4,340
2002	4,160
2017	4,122
1998	4,102
2006	4,001

MOST RUSHING YARDS, BOTH TEAMS - GAME

11/1/09, Jaguars (217) at Tennessee (305)	522
1/2/11, Jaguars (198) at Houston (244)	442
10/6/19, Jaguars (149) at Carolina (285)	434
10/1/17, Jaguars (175) at N.Y. Jets (256)	431
10/30/05, Jaguars (221) at St. Louis (200)	421

FEWEST RUSHING YARDS, BOTH TEAMS - SEASON

2015	3,182
2001	3,211
2016	3,334
2013	3,368
1996	3,431

FEWEST RUSHING YARDS, BOTH TEAMS - GAME

11/17/13, Jaguars (32) vs. Arizona (14)	46
11/20/16, Jaguars (83) at Detroit (14)	97
12/3/01, Jaguars (62) vs. Green Bay (37)	99
11/20/05, Jaguars (49) at Tennessee (63)	112
12/2/18, Jaguars (79) vs. Indianapolis (41)	120

MOST RUSHING ATTEMPTS - SEASON

2017	527
2007	522
1999	514
2006	513
2010	512

MOST RUSHING ATTEMPTS - GAME

12/5/10 at Tennessee	53
11/14/04 vs. Detroit	50
9/21/08 at Indianapolis	48
Four times, last: 9/11/11 vs. Tennessee	47

FEWEST RUSHING ATTEMPTS - SEASON

2015	354
2012	358
2014	360
2001	372

FEWEST RUSHING ATTEMPTS - GAME

11/17/19 at Indianapolis	9
9/14/14 at Washington	10

MOST RUSHING ATTEMPTS, OPPONENT - SEASON

2012	545
2013	507
1995	504
2014	499
2002	487

MOST RUSHING ATTEMPTS, OPPONENT -- GAME

1/3/10 at Cleveland	49
11/1/09 at Tennessee	49
9/9/07 vs. Tennessee	49
9/16/12 vs. Houston	48
12/2/12 at Buffalo	46

FEWEST RUSHING ATTEMPTS, OPPONENT - SEASON

1999	373
2007	390
2010	416
2006	420
2008	428

FEWEST RUSHING ATTEMPTS, OPPONENT - GAME

10/7/07 at Kansas City	10
11/18/18 vs. Pittsburgh	11
11/7/99 at Atlanta	11
10/24/11 vs. Baltimore	12
9/11/11 vs. Tennessee	13
10/5/03 vs. San Diego	13

HIGHEST RUSHING AVERAGE - SEASON

2006	4.95
2010	4.68
2002	4.59
2007	4.58
2009, 2014	4.54



TEAM RECORDS



RUSHING

LOWEST RUSHING AVERAGE - SEASON

2013.....	3.33
1997.....	3.79
2012.....	3.82
1996.....	3.83
2005.....	3.90

HIGHEST RUSHING AVERAGE - GAME

11/1/09 at Tennessee (16 att., 217 yds.).....	13.56
10/14/07 vs. Houston (26 att., 244 yds.).....	9.38
12/10/06 vs. Indianapolis (43 att., 375 yds.).....	8.93
12/28/14 at Houston (14 att., 121 yds.).....	8.64
10/12/1998 vs. Miami (23 att., 183 yds.).....	8.09

LOWEST RUSHING AVERAGE -- GAME

10/2/05 vs. Denver (11 att., 12 yds.).....	1.09
9/22/97 vs. Pittsburgh (26 att., 40 yds.).....	1.54
11/20/05 at Tennessee (30 att., 49 yds.).....	1.63
10/1/00 vs. Pittsburgh (16 att., 26 yds.).....	1.63
9/15/13 at Oakland (19 att., 34 yds.).....	1.79

HIGHEST RUSHING AVERAGE, OPPONENT -- SEASON

2019.....	5.12
2010.....	4.68
2020.....	4.59
1998.....	4.44
2017.....	4.34

HIGHEST RUSHING AVERAGE, OPPONENT -- GAME

10/6/19 at Carolina (27 att., 285 yds.).....	10.56
12/6/18 at Tennessee (32 att., 264 yds.).....	8.25
10/1/17 at N.Y. Jets (32 att., 256 yds.).....	8.00
11/17/19 at Indianapolis (36 att., 264 yds.).....	7.33
9/15/13 at Oakland (34 att., 226 yds.).....	6.65

LOWEST RUSHING AVERAGE, OPPONENT -- SEASON

2003.....	3.18
2001.....	3.43
2006.....	3.48
2015.....	3.68
1997.....	3.81

LOWEST RUSHING AVG., OPPONENT - GAME

11/17/13 vs. Arizona (24 att., 14 yds.).....	0.58
11/20/16 at Detroit (21 att., 14 yds.).....	0.67
10/7/07 at Kansas City (10 att., 10 yds.).....	1.00
11/8/15 at N.Y. Jets (28 att., 29 yds.).....	1.04
9/14/03 vs. Buffalo (32 att., 43 yds.).....	1.34

MOST RUSHING TOUCHDOWNS - SEASON

2006.....	23
1997, 1999.....	20
1998, 2002, 2009.....	19

MOST RUSHING TOUCHDOWNS, OPPONENT - SEASON

2019.....	23
2013.....	20
2010, 2012.....	19

MOST RUSHING TOUCHDOWNS - GAME

12/3/00 vs. Cleveland.....	5
10/12/97 vs. Philadelphia.....	5

MOST RUSHING TOUCHDOWNS, OPPONENT - GAME

Six times, last: 11/24/19 at Tennessee.....	4
---	---

MOST 100-YARD RUSHING GAMES, INDIVIDUAL - SEASON

2000.....	9
2003, 2010.....	7
1998, 2011.....	6

MOST CONSECUTIVE GAMES WITH A RUSHING TD

11/12/06 vs. HOU - 12/31/06 at K.C.....	8
11/21/99 vs. N.O. - 9/3/00 at CLE.....	8
11/11/07 at TEN - 12/23/07 vs. OAK.....	7
9/8/02 vs. IND - 10/27/02 vs. HOU.....	7

MOST CONSECUTIVE GAMES WITH A RUSHING TD, OPPONENT

12/20/15 vs. ATL - 10/27/16 at TEN.....	10
11/17/02 vs. WAS - 12/29/02 at IND.....	7
10/28/01 at BAL - 12/9/01 at CIN.....	7

RECEPTIONS

MOST RECEPTIONS - SEASON

2016.....	369
2019.....	364
2015.....	355
1996.....	353
2013.....	349

MOST RECEPTIONS - GAME

10/20/96 at St. Louis.....	37
10/10/04 at San Diego.....	36
11/17/19 at Indianapolis.....	33
10/7/18 at Kansas City.....	33
10/27/16 at Tennessee.....	33

FEWEST RECEPTIONS - SEASON

2011.....	240
2006.....	266
2002.....	268
1998.....	269
1995.....	275

FEWEST RECEPTIONS - GAME

10/13/02 at Tennessee.....	7
10/28/07 at Tampa Bay.....	7
10/8/17 at Pittsburgh.....	8
12/10/06 vs. Indianapolis.....	8
9/19/04 vs. Denver.....	8

MOST RECEPTIONS, OPPONENT - SEASON

2015.....	390
2014.....	355
2001, 2013.....	354
2009, 2016.....	345

MOST RECEPTIONS, OPPONENT - GAME

11/18/12 at Houston.....	43
9/13/20 vs. Indianapolis.....	36
11/4/07 at New Orleans.....	35
11/15/15 at Baltimore.....	34
10/31/10 at Dallas.....	34

FEWEST RECEPTIONS, OPPONENT - SEASON

2000.....	258
2005.....	285
2017.....	289
1996.....	290

FEWEST RECEPTIONS, OPPONENT - GAME

1/3/10 at Cleveland.....	7
12/3/00 vs. Cleveland.....	7
11/17/96 at Pittsburgh.....	7
Three times, last: 11/25/18 at Buffalo.....	8

MOST RECEIVING YARDS - SEASON

2015.....	4,428
1996.....	4,367
2019.....	4,023
2000.....	3,947
2016.....	3,925

MOST RECEIVING YARDS - GAME

9/22/96 at New England (OT).....	432
10/7/18 at Kansas City.....	430
10/20/96 at St. Louis.....	421
9/30/18 vs. New York Jets.....	388
9/10/00 at Baltimore.....	386

FEWEST RECEIVING YARDS - SEASON

2011.....	2,510
2002.....	3,019
2006.....	3,060
1995.....	3,144
2004.....	3,315

FEWEST RECEIVING YARDS - GAME

12/26/04 vs. Houston.....	54
12/16/18 vs. Washington.....	57
9/3/95 vs. Houston.....	69
12/8/02 vs. Cleveland.....	73
9/16/12 vs. Houston.....	76

MOST RECEIVING YARDS, OPPONENT - SEASON

2015.....	4,528
2010.....	4,193
2013.....	4,187
2014.....	4,174
2019.....	4,088

MOST RECEIVING YARDS, OPPONENT - GAME

11/18/12 at Houston.....	527
11/4/07 at New Orleans.....	445
9/25/00 at Indianapolis.....	440
11/17/13 vs. Arizona.....	419
12/27/15 at New Orleans.....	412

FEWEST RECEIVING YARDS, OPPONENT - SEASON

2017.....	3,074
2005.....	3,223
1999.....	3,263
2006.....	3,278
2018.....	3,354

FEWEST RECEIVING YARDS, OPPONENT - GAME

12/3/00 vs. Cleveland.....	33
9/24/17 vs. Baltimore.....	64
10/8/06 vs. N.Y. Jets.....	71
12/7/03 vs. Houston.....	71
9/9/07 at Tennessee.....	78

MOST RECEIVING TOUCHDOWNS - SEASON

2015.....	35
2007.....	28
2010.....	26
1998, 2016, 2019.....	24



TEAM RECORDS



RECEPTIONS

MOST RECEIVING TOUCHDOWNS - GAME

12/6/15 at Tennessee.....	5
Nine times, last: 9/16/18 vs. New England.....	4

MOST RECEIVING TOUCHDOWNS, OPPONENT - SEASON

2013, 2015.....	29
2020.....	31
1995, 2009, 2010.....	28
2008.....	25

MOST RECEIVING TOUCHDOWNS, OPPONENT - GAME

9/22/13 at Seattle.....	5
11/18/12 at Houston.....	5
12/26/99 at Tennessee.....	5
9/10/00 at Baltimore.....	5

HIGHEST RECEIVING AVERAGE - SEASON

1997, 2015.....	12.5
1996, 1998.....	12.4
2007.....	12.1

HIGHEST RECEIVING AVERAGE - GAME

11/9/97 vs. Kansas City.....	22.1
11/18/12 at Houston.....	21.0
12/28/98 vs. Pittsburgh.....	19.2
9/22/96 at New England.....	18.8
10/22/17 at Indianapolis.....	18.3

HIGHEST RECEIVING AVERAGE, OPPONENT - SEASON

2000.....	13.2
2008, 2010.....	12.7
2019.....	12.5

HIGHEST RECEIVING AVERAGE, OPPONENT - GAME

11/16/97 vs. Tennessee.....	20.4
11/25/18 at Buffalo.....	20.0

MOST 100-YARD RECEIVING GAMES BY AN INDIVIDUAL - SEASON

1999, 2000.....	12
1997.....	10

PUNTING / PUNT AND KICKOFF RETURNS

MOST PUNTS - SEASON

2011.....	99
2013.....	95
2014.....	94
2012.....	91
2017.....	87

MOST PUNTS - GAME

9/8/13 vs. Kansas City.....	11
11/16/08 vs. Tennessee.....	10
13 times, last: 12/30/18 vs. Pittsburgh.....	9

FEWEST PUNTS - SEASON

2007.....	54
2010.....	57
1997.....	66
2008.....	67
2003.....	68

MOST PUNTING YARDS - SEASON

2014.....	4,464
2012.....	4,353
2013.....	4,338
2011.....	4,147
2018.....	3,872

HIGHEST PUNTING AVERAGE - SEASON

2012.....	47.3
2020.....	47.0
2019.....	46.8
2016.....	46.6
2014.....	46.5

HIGHEST PUNTING AVERAGE - GAME

9/11/16 vs. Green Bay.....	62.5
9/21/08 at Indianapolis.....	60.0
12/29/19 vs. Indianapolis.....	59.0
12/23/12 vs. New England.....	56.3

MOST KICKOFF RETURNS - SEASON

2010.....	80
1995, 2008.....	74
1996, 2003.....	67

MOST KICKOFF RETURNS - GAME

12/17/95 at Detroit.....	9
12/1/02 vs. Pittsburgh.....	8
11/12/95 vs. Seattle.....	8

MOST KICKOFF RETURN YARDS - SEASON

2010.....	1,903
2008.....	1,678
1995.....	1,532
2009.....	1,492
1996.....	1,463

MOST KICKOFF RETURN YARDS - GAME

10/25/98 at Denver.....	223
12/17/95 at Detroit.....	209
12/26/99 at Tennessee.....	198
9/28/14 at San Diego.....	189
12/3/95 at Denver.....	181

HIGHEST KICKOFF RETURN AVERAGE - SEASON

2013.....	25.9
2014.....	24.0
2019.....	24.2
2005.....	23.9

MOST TOUCHDOWNS, KICKOFF RETURN - GAME

Eight times, last: 12/18/16 at Houston.....	1
---	---

HIGHEST KICKOFF RETURN AVERAGE - GAME (Min 4 returns)

11/4/07 at New Orleans.....	40.5
10/10/10 at Buffalo.....	36.3
11/17/13 vs. Arizona.....	36.0
9/7/08 at Tennessee.....	34.5
9/12/10 vs. Denver.....	34.3

MOST TOUCHDOWNS, KICKOFF RETURN, OPPONENT - GAME

12/30/07 at Houston.....	2
Six times, last: 10/15/17 vs. L.A. Rams.....	1

MOST KICKOFF RETURN YARDS, OPPONENT - SEASON

1998.....	1,858
1997.....	1,730
2000.....	1,523
2005.....	1,327
2007.....	1,323

MOST KICKOFF RETURN YARDS, OPPONENT - GAME

12/30/07 at Houston.....	234
12/10/00 vs. Arizona.....	213
10/10/10 at Buffalo.....	201
11/20/05 at Tennessee.....	196
1/1/06 vs. Tennessee.....	184

MOST PUNT RETURNS - SEASON

2005.....	53
2000.....	46
1998, 1999, 2006.....	45

MOST PUNT RETURNS - GAME

11/12/17 vs. L.A. Chargers.....	7
12/26/10 vs. Washington.....	7
12/18/05 vs. San Francisco.....	7
11/13/05 vs. Baltimore.....	7
12/3/00 vs. Cleveland.....	7

MOST PUNT RETURN YARDS - SEASON

1998.....	581
1999.....	462
2005.....	415
1997.....	412
2004.....	405

HIGHEST PUNT RETURN AVERAGE - SEASON

1998.....	12.9
2015.....	11.6
1997.....	11.4
2002, 2003.....	11.1

HIGHEST PUNT RETURN AVERAGE - GAME (MIN. 3)

9/13/98 vs. Kansas City.....	44.7
11/15/20 at Green Bay.....	37.7
11/5/17 vs. Cincinnati.....	29.3
12/16/18 vs. Washington.....	28.0

TEAM RECORDS



INTERCEPTIONS

MOST INTERCEPTIONS - SEASON

2017.....	21
2006, 2007.....	20
1999, 2005.....	19

MOST INTERCEPTIONS - GAME

10/8/17 at Pittsburgh.....	5
10/31/10 at Dallas.....	4

MOST INTERCEPTIONS, OPPONENT - SEASON

2010, 2013.....	21
1996.....	20
2014, 2015.....	18

MOST INTERCEPTIONS, OPPONENT - GAME

10/20/96 at St. Louis.....	5
11/22/20 vs. Pittsburgh.....	4
10/7/18 at Kansas City.....	4
9/18/11 at N.Y. Jets.....	4
11/21/10 vs. Cleveland.....	4
9/19/10 at San Diego.....	4
11/12/06 vs. Houston.....	4
12/17/95 at Detroit.....	4

MOST INTERCEPTION RETURN YARDS - SEASON

1999.....	330
2017.....	294
2006.....	280
2007.....	237

MOST INTERCEPTION RETURN YARDS - GAME

11/5/06 vs. Tennessee.....	110
10/8/17 at Pittsburgh.....	103
9/12/99 vs. San Francisco.....	93

MOST INTERCEPTIONS RETURNED FOR A TD - SEASON

1999.....	3
2005, 2007, 2008, 2017, 2018.....	2

MOST INTERCEPTIONS RETURNED FOR A TD - GAME

10/8/17 at Pittsburgh.....	2
19 times, last: 12/6/20 at Minnesota.....	1

MOST INTERCEPTIONS RETURNED FOR A TD, OPPONENT - SEASON

2012.....	5
2014, 2015.....	4
1996, 1998, 2013, 2016.....	3

MOST INTERCEPTIONS RETURNED FOR A TD, OPPONENT - GAME

10/26/14 vs. Miami.....	2
12/30/12 at Tennessee.....	2
10/7/12 at Chicago.....	2
12/17/06 at Tennessee.....	2
11/22/98 at Pittsburgh.....	2
30 times, last: 10/7/18 at Kansas City.....	1

SACKS

MOST SACKS - SEASON

1999.....	57
2017.....	55
1997.....	48
2019.....	47
2005.....	47

MOST SACKS - GAME

10/22/17 at Indianapolis.....	10.0
9/10/17 at Houston.....	10.0
9/19/19 vs. Tennessee.....	9.0
11/7/99 at Atlanta.....	9.0

MOST SACKS, OPPONENT - SEASON

2014.....	71
2001.....	63
1995.....	57
2000.....	54
2018.....	53

MOST SACKS, OPPONENT - GAME

9/14/14 at Washington.....	10
1/3/16 at Houston.....	8
12/14/14 at Baltimore.....	8
12/16/01 at Cleveland.....	8
12/9/01 at Cincinnati.....	8

MOST SACK YARDS - SEASON

1999.....	373
2017.....	356
1997.....	331
2019.....	310
2001.....	298

MOST SACK YARDS - GAME

10/22/17 at Indianapolis.....	64
11/7/99 at Atlanta.....	63
9/19/19 vs. Tennessee.....	55
9/10/17 at Houston.....	54
12/21/97 at Oakland.....	52

MOST SACK YARDS, OPPONENT - SEASON

2014.....	450
2001.....	430
1995.....	354
2011.....	331
2012.....	327

MOST SACK YARDS, OPPONENT - GAME

10/25/98 at Denver.....	71
9/14/14 at Washington.....	70
12/14/14 at Baltimore.....	63
9/7/08 at Tennessee.....	59
1/3/16 at Houston.....	56

PENALTIES

MOST PENALTIES - SEASON

2019.....	132
2016.....	129
1996.....	127

MOST PENALTIES - GAME

9/22/96 at New England (OT).....	17
12/1/19 vs. Tampa Bay.....	16
10/13/96 at N.Y. Jets.....	15
10/2/05 vs. Denver.....	15

FEWEST PENALTIES - SEASON

2009.....	70
2014.....	73
2007.....	76

FEWEST PENALTIES - GAME

12/1/02 vs. Pittsburgh.....	0
Six times, last: 1/1/12 vs. Indianapolis.....	1

MOST YARDS PENALIZED - SEASON

2016.....	1,187
2019.....	1,165
2018.....	1,112

MOST YARDS PENALIZED - GAME

9/22/96 at New England.....	148
10/2/16 vs. Indianapolis.....	145
10/2/19 at Cincinnati.....	130

FEWEST YARDS PENALIZED - SEASON

2009.....	542
2014.....	573
2007.....	594

FEWEST YARDS PENALIZED - GAME

12/1/02 vs. Pittsburgh.....	0
12/22/96 vs. Atlanta.....	3
Three times, last: 12/27/09 at New England.....	5

MOST PENALTIES, OPPONENT - SEASON

2005.....	130
2004.....	118
2014.....	115

MOST PENALTIES, OPPONENT - GAME

1/1/06 vs. Tennessee.....	18
12/17/17 vs. Houston.....	14
12/5/13 vs. Houston.....	14
11/26/95 vs. Cincinnati.....	14



INDIVIDUAL RECORDS



SERVICE

SEASONS

Brad Meester (2000-13).....	14
Mercedes Lewis (2006-17)	12
Josh Scobee (2004-14)	11
Fred Taylor (1998-2008).....	11
Jimmy Smith (1995-2005).....	11
Rashean Mathis (2003-12).....	10
Mark Brunell (1995-2003).....	9
Donovin Darius (1998-2006).....	9
David Garrard (2002-10).....	9
Greg Jones (2004-12).....	9
Rob Meier (2000-08).....	9
Daryl Smith (2004-12).....	9
Paul Spicer (2000-08).....	9
Maurice Williams (2001-09)	9
Tony Brackens (1996-2003).....	8
Kyle Brady (1999-2006).....	8
John Henderson (2002-09).....	8
Maurice Jones-Drew (2006-13)	8
Vince Manuwai (2003-10).....	8
Joe Zelenka (2001-08).....	8

GAMES PLAYED

Brad Meester (2000-13).....	209
Jimmy Smith (1995-2005).....	171
Mercedes Lewis (2006-17)	170
Josh Scobee (2004-14)	168
Fred Taylor (1998-2008).....	140
Rob Meier (2000-08).....	138
Rashean Mathis (2003-12).....	137
Joe Zelenka (2001-08).....	128
Daryl Smith (2004-12).....	126
John Henderson (2002-09).....	124

CONSECUTIVE GAMES PLAYED

Joe Zelenka (2001-08).....	128
Josh Scobee (2007-14).....	119
Tyson Alualu (2010-15).....	96
Bryan Barker (1995-2000).....	96
Brad Meester (2000-05).....	92
Brad Meester (2008-13).....	89
Jimmy Smith (1995-2000).....	88
Marcus Stroud (2001-06).....	86
John Henderson (2002-06).....	82
Mike Hollis (1995-2000).....	82

GAMES STARTED

Brad Meester (2000-13).....	209
Mercedes Lewis (2006-17)	157
Jimmy Smith (1995-2005).....	150
Fred Taylor (1998-2008).....	136
Rashean Mathis (2003-12).....	129
Daryl Smith (2004-12).....	124
John Henderson (2002-09).....	120
Mark Brunell (1995-2003).....	117
Donovin Darius (1998-2006).....	115
Kyle Brady (1999-2006).....	109

CONSECUTIVE GAMES STARTED

Brad Meester (Sept. 3, 2000-Dec. 4, 2005).....	92
Brad Meester (Oct. 26, 2008-Dec. 22, 2013).....	89
Rashean Mathis (Sept. 7, 2003-Nov. 25, 2007)	74
Blake Bortles (Sept. 28, 2014-Nov. 25, 2018)	72
Vince Manuwai (Nov. 30, 2003-Dec. 23, 2007).....	68
Marcus Stroud (Sept. 8, 2002-Oct. 1, 2006).....	68
Tyson Alualu (Sept. 12, 2011-Dec. 29, 2013)	64
Maurice Williams (Sept. 7, 2003-Dec. 31, 2006)	64
Chris Naeole (Sept. 8, 2002-Dec. 24, 2005).....	63
Uche Nwaneri (Oct. 4, 2009-Dec. 23, 2012).....	60

SCORING

POINTS

Josh Scobee (2004-14)	1,022
Mike Hollis (1995-2001).....	764
Maurice Jones-Drew (2006-13)	486
Fred Taylor (1998-2008).....	424
Jimmy Smith (1995-2005).....	418
JOSH LAMBO (2017-20)	296
Jason Myers (2015-17).....	268
James Stewart (1995-99).....	228
Mercedes Lewis (2006-17).....	200
Keenan McCardell (1996-2001).....	190

CONSECUTIVE GAMES SCORING

Mike Hollis (Dec. 24, 1995-Sept. 10, 2000).....	67
Josh Scobee (Jan. 2, 2005-Oct. 4, 2009).....	61
Josh Scobee (Oct. 18, 2009-Oct. 28, 2012).....	50
Jason Myers (Sept. 13, 2015-Oct. 15, 2017).....	38
Josh Scobee (Sept. 15, 2013-Dec. 28, 2014).....	31
Mike Hollis (Oct. 16, 2000-Dec. 30, 2001).....	25
JOSH LAMBO (Oct. 22, 2015 - Nov. 25, 2018).....	21
Seth Marler (Sept. 7, 2003-Dec. 28, 2003).....	16
Josh Scobee (Sept. 12-Dec. 19, 2004).....	14
Mike Hollis (Sept. 3-Dec. 10, 1995).....	14
Several players tied	8

TOUCHDOWNS

Maurice Jones-Drew (2006-13)	81
Fred Taylor (1998-2008)	70
Jimmy Smith (1995-2005).....	69
James Stewart (1995-99).....	38
Mercedes Lewis (2006-17).....	33
Keenan McCardell (1996-2001)	30
Allen Robinson (2014-17).....	22
Allen Hurns (2014-17).....	21
Stacey Mack (1999-2002).....	20
Leonard Fournette (2017-19).....	19

CONSECUTIVE GAMES SCORING TD

Maurice Jones-Drew (Nov. 12-Dec. 31, 2006).....	8
Fred Taylor (Sept. 20-Nov. 22, 1998)	8
Allen Hurns (Sept. 27-Nov. 15, 2015).....	7
Fred Taylor (Nov. 12-Dec. 23, 2000).....	7
Leonard Fournette (Sept. 10-Oct. 15, 2017)	6
Allen Robinson (Nov. 29-Dec. 27, 2015).....	5
Maurice Jones-Drew (Oct. 18-Nov. 22, 2009)	5
Maurice Jones-Drew (Nov. 4-Dec. 2, 2007).....	5

FIELD GOALS MADE

Josh Scobee (2004-14)	235
Mike Hollis (1995-2001).....	175
JOSH LAMBO (2017-19).....	76
Jason Myers (2015-17).....	64
Seth Marler (2003).....	20

FIELD GOAL PERCENTAGE (MIN. 25 FGA)

JOSH LAMBO (2017-19).....	95.0
Jason Myers (2015-17)	81.0
Josh Scobee (2004-14)	80.8
Mike Hollis (1995-2001).....	80.6

EXTRA POINTS MADE

Josh Scobee (2004-14)	317
Mike Hollis (1995-2001).....	239
Jason Myers (2015-17).....	76
JOSH LAMBO (2017-19).....	68
Seth Marler (2003).....	30
John Carney (2007).....	20

CONSECUTIVE GAMES SCORING FG

Josh Scobee (Nov. 14, 2010-Oct. 24, 2011).....	15
JOSH LAMBO (Oct. 22 - Sept. 30, 2018).....	14
Josh Scobee (Oct. 29, 2006-Dec. 16, 2007).....	13
Mike Hollis (Sept. 12-Nov. 21, 1999)	10
Josh Scobee (Nov. 24, 2013-Sept. 21, 2014).....	9
Josh Scobee (Sept. 15-Nov. 10, 2013)	8
Josh Scobee (Jan. 3-Oct. 24, 2010).....	8
Josh Scobee (Nov. 13, 2005-Jan. 1, 2006).....	8
Seth Marler (Sept. 7-Nov. 2, 2003).....	8
Mike Hollis (Dec. 24, 1995-Oct. 13, 1996).....	8

EXTRA-POINT PERCENTAGE (MIN. 25 XPA)

Seth Marler (2003)	100.0
Mike Hollis (1995-2001).....	98.8
Josh Scobee (2004-14)	98.4
John Carney (2007).....	95.2
JOSH LAMBO (2017-20).....	91.9

CONSECUTIVE FIELD GOALS MADE

JOSH LAMBO (Dec. 2, 2018-Nov. 3, 2019)	24
JOSH LAMBO (Nov. 19, 2017-Nov. 11, 2018).....	24
Josh Scobee (Nov. 27, 2011-Nov. 4, 2012).....	20
Mike Hollis (Nov. 1, 1998-Sept. 19, 1999).....	20
Jason Myers (Nov. 15, 2015-Sept. 11, 2016).....	16
Mike Hollis (Oct. 12-Nov. 30, 1997)	16
Josh Scobee (Sept. 11-Nov. 13, 2011).....	15
Josh Scobee (Oct. 1-Nov. 26, 2006).....	15
Josh Scobee (Dec. 23, 2012-Nov. 10, 2013)	14
Josh Scobee (Sept. 12-Nov. 14, 2010).....	14

LONGEST FIELD GOALS

JOSH LAMBO (Nov. 8, 2020 vs. HOU).....	59
Josh Scobee (Oct. 3, 2010 vs. IND).....	59
Jason Myers (Sept. 20, 2015 vs. MIA).....	58
JOSH LAMBO (Oct. 28, 2018 vs. PHI).....	57
JOSH LAMBO (Dec. 29, 2019 vs. IND).....	56
JOSH LAMBO (Nov. 5, 2017 vs. CIN)	56
Jason Myers (Dec. 24, 2016 vs. TEN).....	56
JOSH LAMBO (Nov. 11, 2018 at IND).....	55
Josh Scobee (Dec. 15, 2013 vs. BUF).....	55
Josh Scobee (Sept. 18, 2011 at NYJ).....	55

CONSECUTIVE EXTRA POINTS MADE

Mike Hollis (Oct. 22, 1995-Dec. 9, 2001)	220
Josh Scobee (Nov. 8, 2009-Jan. 1, 2012).....	82
Josh Scobee (Sept. 12, 2004-Jan. 1, 2006)	59
Josh Scobee (Dec. 16, 2007-Nov. 1, 2009).....	58
Josh Scobee (Sept. 10, 2006-Dec. 16, 2007).....	55
Josh Scobee (Sept. 16, 2012-Dec. 22, 2013).....	39
Seth Marler (Sept. 7-Dec. 28, 2003)	30



INDIVIDUAL RECORDS



PASSING

PASSING YARDS

Mark Brunell (1995-2003)	25,698
Blake Bortles (2014-18)	17,646
David Garrard (2002-10)	16,003
Byron Leftwich (2003-06)	9,042
Chad Henne (2012-17)	5,817
GARDNER MINSHEW II (2019-20)	5,530
Blaine Gabbert (2011-13)	4,357
Quinn Gray (2005-07)	1,252

CONSECUTIVE PASS COMPLETIONS

David Garrard (Nov. 14-21, 2010)	17
GARDNER MINSHEW (SEPT. 13, 2020)	16
Byron Leftwich (Oct. 17-24, 2004)	15
GARDNER MINSHEW (OCT. 11, 2020)	13
GARDNER MINSHEW II (SEPT. 8, 2019)	13
Mark Brunell (Sept. 7, 2003 at Car.)	13
Mark Brunell (Oct. 6, 1996 at N.O.)	13

PASS ATTEMPTS

Mark Brunell (1995-2003)	3,616
Blake Bortles (2014-18)	2,632
David Garrard (2002-10)	2,281
Byron Leftwich (2003-06)	1,344
Chad Henne (2012-17)	891
GARDNER MINSHEW II (2019-20)	797
Blaine Gabbert (2011-13)	777
Quinn Gray (2005-07)	180

TOUCHDOWN PASSES

Mark Brunell (1995-2003)	144
Blake Bortles (2014-18)	103
David Garrard (2002-10)	89
Byron Leftwich (2003-06)	51
GARDNER MINSHEW II (2019-20)	37
Chad Henne (2012-17)	27
Blaine Gabbert (2011-13)	22
Quinn Gray (2005-07)	12

INTERCEPTIONS THROWN

Mark Brunell (1995-2003)	86
Blake Bortles (2014-18)	75
David Garrard (2002-10)	54
Byron Leftwich (2003-06)	36
Chad Henne (2012-17)	26
Blaine Gabbert (2011-13)	24

INTERCEPTION % (MIN. 125 ATTEMPTS)

GARDNER MINSHEW II (2019-20)	1.4
Cody Kessler (2018)	1.5
David Garrard (2002-10)	2.4
Mark Brunell (1995-2003)	2.4
Byron Leftwich (2003-06)	2.7
Quinn Gray (2005-07)	2.8
Blake Bortles (2014-18)	2.8
Chad Henne (2012-17)	2.9

LONGEST PASSING TOUCHDOWNS

Blake Bortles (Dec. 27, 2015 at N.O.)	90
Byron Leftwich (Sept. 28, 2003 at HOU)	84
Chad Henne (Nov. 18, 2012 at HOU)	81
Blake Bortles (Nov. 11, 2018 at IND)	80
Blake Bortles (Dec. 13, 2015 vs. IND)	80
Blaine Gabbert (Sept. 23, 2012 at IND)	80
Quinn Gray (Nov. 4, 2007 at N.O.)	80
Mark Brunell (Sept. 15, 2002 at K.C.)	79
Mark Brunell (Nov. 1, 1998 at BAL)	78
Blake Bortles (Dec. 10, 2017 vs. SEA)	75

300-YARD PASSING GAMES

Mark Brunell (1995-2003)	22
Blake Bortles (2014-18)	20
David Garrard (2002-10)	6
GARDNER MINSHEW II (2019-20)	5
Chad Henne (2012-17)	5
Byron Leftwich (2003-06)	4
Quinn Gray (2003-07)	2

400-YARD PASSING GAMES

Mark Brunell (1995-2003)	2
Blake Bortles (2014-18)	1

PASS COMPLETIONS

Mark Brunell (1995-2003)	2,184
Blake Bortles (2014-18)	1,561
David Garrard (2002-10)	1,406
Byron Leftwich (2003-06)	789
Chad Henne (2012-17)	513
GARDNER MINSHEW II (2019-20)	501
Blaine Gabbert (2011-13)	414
Quinn Gray (2005-07)	101

CONSECUTIVE GAMES WITH TD PASS

Blake Bortles (Sept. 13-Dec. 27, 2015)	15
Mark Brunell (Oct. 7, 2001-Sept. 15, 2002)	14
Byron Leftwich (Nov. 30, 2003-Oct. 24, 2004)	12
Blake Bortles (Sept. 11-Nov. 27, 2016)	11
Mark Brunell (Oct. 22, 2000-Sept. 1, 2001)	10
David Garrard (Dec. 17, 2006-Oct. 14, 2007)	8
Byron Leftwich (Sept. 25-Nov. 20, 2005)	8
Mark Brunell (Oct. 19-Dec. 7, 1997)	8
Mark Brunell (Sept. 17-Nov. 12, 1995)	8

CONSECUTIVE GAMES WITH NO INTs

David Garrard (Sept. 9-Nov. 25, 2007)	8
David Garrard (Dec. 11, 2005-Nov. 5, 2006)	6
Mark Brunell (Oct. 11-Nov. 14, 1999)	5
Mark Brunell (Dec. 1, 1996-Sept. 22, 1997)	5

CONSECUTIVE PASSES WITH NO INTs


David Garrard (Sept. 9-Nov. 25, 2007)	209
David Garrard (Dec. 4, 2005-Nov. 12, 2006)	175
Mark Brunell (Nov. 24, 1996-Sept. 28, 1997)	172
GARDNER MINSHEW II (SEPT. 8-OCT. 13, 2019)	163
David Garrard (Nov. 22-Dec. 17, 2009)	155

PASSER RATING (MIN. 200 ATTEMPTS)

GARDNER MINSHEW II (2019-20)	93.1
David Garrard (2002-10)	85.8
Mark Brunell (1995-2003)	85.4
Blake Bortles (2014-18)	80.6
Byron Leftwich (2003-06)	80.5
Chad Henne (2012-17)	75.4

COMPLETION % (MIN. 200 ATTEMPTS)

GARDNER MINSHEW II (2019)	62.9
David Garrard (2002-10)	61.6
Mark Brunell (1995-2003)	60.4
Blake Bortles (2014-18)	59.3
Byron Leftwich (2003-06)	58.7
Chad Henne (2012-17)	57.6
Blaine Gabbert (2011-13)	53.3



LONGEST PASS COMPLETIONS

Blake Bortles (Dec. 27, 2015 at N.O.)	90t
Byron Leftwich (Sept. 28, 2003 at HOU)	84t
Chad Henne (Nov. 18, 2012 at HOU)	81t
Blake Bortles (Nov. 11, 2018 at IND)	80
Blake Bortles (Dec. 13, 2015 vs. IND)	80t
Blaine Gabbert (Sept. 23, 2012 at IND)	80t
Quinn Gray (Nov. 4, 2007 at N.O.)	80t
Mark Brunell (Sept. 15, 2002 at K.C.)	79t
Mark Brunell (Nov. 1, 1998 at BAL)	78t
Blake Bortles (Dec. 10, 2017 vs. SEA)	75t
David Garrard (Nov. 21, 2010 vs. CLE)	75
Mark Brunell (Nov. 9, 1997 vs. K.C.)	75

AVG. GAIN PER ATTEMPT (MIN. 200 ATTEMPTS)

Mark Brunell (1995-2003)	7.1
David Garrard (2002-10)	7.0
GARDNER MINSHEW II (2019-20)	6.9
Byron Leftwich (2003-06)	6.7
Blake Bortles (2014-18)	6.7
Chad Henne (2012-17)	6.5



INDIVIDUAL RECORDS



RUSHING

RUSHING YARDS

Fred Taylor (1998-2008)	11,271
Maurice Jones-Drew (2006-13)	8,071
James Stewart (1995-99)	2,951
Leonard Fournette (2017-19)	2,631
Mark Brunell (1995-2003)	2,219
T.J. Yeldon (2015-18)	1,872
Blake Bortles (2014-18)	1,775
David Garrard (2002-10)	1,746
Stacey Mack (1999-2002)	1,498
Natrone Means (1996-97)	1,330

CONSECUTIVE GAMES WITH RUSHING TD

Maurice Jones-Drew (Nov. 12-Dec. 31, 2006)	8
Maurice Jones-Drew (Oct. 18-Nov. 22, 2009)	5
Maurice Jones-Drew (Nov. 11-Dec. 2, 2007)	4
Fred Taylor (Dec. 3-23, 2000)	4
Fred Taylor (Dec. 13, 1999-Jan. 2, 2000)	4
James Stewart (Nov. 21-Dec. 13, 1999)	4
Fred Taylor (Nov. 1-22, 1998)	4
Natrone Means (Nov. 9-30, 1997)	4



RUSHING ATTEMPTS

Fred Taylor (1998-2008)	2,428
Maurice Jones-Drew (2006-13)	1,804
James Stewart (1995-99)	765
Leonard Fournette (2017-19)	666
T.J. Yeldon (2015-18)	465
Mark Brunell (1995-2003)	429
Natrone Means (1996-97)	396
David Garrard (2002-10)	380
Stacey Mack (1999-2002)	372
Blake Bortles (2014-18)	281
Greg Jones (2004-12)	270

RUSHING AVERAGE (MIN. 100 ATTEMPTS)

Blake Bortles (2014-18)	6.32
Mark Brunell (1995-2003)	5.17
Fred Taylor (1998-2008)	4.64
David Garrard (2002-10)	4.59
Maurice Jones-Drew (2006-13)	4.47
JAMES ROBINSON (2020)	4.46
Rashad Jennings (2009-12)	4.21
Jordan Todman (2012-14)	4.05
T.J. Yeldon (2015-18)	4.03

LONGEST RUNS FROM SCRIMMAGE

Leonard Fournette (OCT 8, 2017 at PIT)	90t
Leonard Fournette (SEPT. 29, 2019 at DEN)	81
Maurice Jones-Drew (Nov. 1, 2009 at TEN)	80t
Fred Taylor (Dec. 9, 2007 vs. CAR)	80t
Maurice Jones-Drew (Nov. 1, 2009 at TEN)	79t
Fred Taylor (Oct. 12, 1998 vs. MIA)	77t
Fred Taylor (Oct. 14, 2007 vs. HOU)	76
Fred Taylor (Dec. 10, 2006 vs. IND)	76
Leonard Fournette (Oct. 15, 2017 vs. LAR)	75t

LONGEST RUSHING TDs

Leonard Fournette (OCT. 8, 2017 at PIT)	90
Maurice Jones-Drew (Nov. 1, 2009 at TEN)	80
Fred Taylor (Dec. 9, 2007 vs. CAR)	80
Fred Taylor (Oct. 12, 1998 vs. MIA)	77
Leonard Fournette (Oct. 15, 2017 vs. LAR)	75

RUSHING TOUCHDOWNS

Maurice Jones-Drew (2006-13)	68
Fred Taylor (1998-2008)	62
James Stewart (1995-99)	33
Stacey Mack (1999-2002)	19
Leonard Fournette (2017-19)	17
David Garrard (2002-10)	17
Mark Brunell (1995-2003)	14
Natrone Means (1996-97)	11
Greg Jones (2004-12)	10

200-YARD RUSHING GAMES

Leonard Fournette (2017-19)	1
Fred Taylor (1998-2008)	1

100-YARD RUSHING GAMES

Fred Taylor (1998-2008)	48
Maurice Jones-Drew (2006-13)	27
Leonard Fournette (2017-19)	8
James Stewart (1995-99)	6
JAMES ROBINSON (2020)	4
T.J. Yeldon (2015-18)	3

CONSECUTIVE 100-YARD GAMES

Fred Taylor (Oct. 16-Dec. 17, 2000)	9
Maurice Jones-Drew (Oct. 31-Dec. 12, 2010)	6
Fred Taylor (Nov. 25-Dec. 23, 2007)	5
Maurice Jones-Drew (Dec. 15, 2011-Jan. 1, 2012)	3
Fred Taylor (Nov. 14-28, 2004)	3
Fred Taylor (Nov. 23-Dec. 7, 2003)	3
Stacey Mack (Dec. 16-30, 2001)	3

RECEIVING

RECEPTIONS

Jimmy Smith (1995-2005)	862
Keenan McCardell (1996-2001)	499
Mercedes Lewis (2006-17)	375
Maurice Jones-Drew (2006-13)	335
Fred Taylor (1998-2008)	286
Kyle Brady (1999-2006)	241
Allen Robinson (2014-17)	202
Pete Mitchell (1995-2002)	191
Reggie Williams (2004-08)	189
Allen Hurns (2014-17)	189

CONSECUTIVE GAMES WITH RECEPTION

Jimmy Smith (Oct. 29, 1995-Dec. 17, 2000)	86
Jimmy Smith (Sept. 9, 2001-Jan. 1, 2006)	76
Maurice Jones-Drew (Dec. 10, 2006-Dec. 19, 2010)	65
Keenan McCardell (Dec. 28, 1998-Jan. 6, 2002)	49
Keenan McCardell (Sept. 1, 1996-Dec. 13, 1998)	45
Allen Robinson (Sept. 7, 2014-Sept. 10, 2017)	43
Allen Hurns (Sept. 7, 2014-Oct. 27, 2016)	38
Leonard Fournette (Sept. 10, 2017 - Dec. 22, 2019)	36

RECEIVING YARDS

Jimmy Smith (1995-2005)	12,287
Keenan McCardell (1996-2001)	6,393
Mercedes Lewis (2006-16)	4,502
Maurice Jones-Drew (2006-13)	2,873
Allen Robinson (2014-17)	2,848
Allen Hurns (2014-17)	2,631
Kyle Brady (1999-2006)	2,500
Fred Taylor (1998-2008)	2,361
Cecil Shorts III (2011-14)	2,343
Reggie Williams (2004-08)	2,322
Keelan Cole (2017-20)	2,193

CONSECUTIVE GAMES WITH RECEIVING TD

Allen Hurns (Sept. 27-Nov. 15, 2015)	7
Allen Robinson (Nov. 29-Dec. 27, 2015)	5
Julius Thomas (Nov. 19-Dec. 13, 2015)	4
Mercedes Lewis (Dec. 1-22, 2013)	4
Cecil Shorts III (Nov. 8-Dec. 2, 2012)	4
Reggie Williams (Dec. 9-30, 2007)	4

RECEIVING TOUCHDOWNS

Jimmy Smith (1995-2005)	67
Mercedes Lewis (2006-17)	33
Keenan McCardell (1996-2001)	30
Allen Robinson (2014-17)	22
Allen Hurns (2014-17)	21
Reggie Williams (2004-08)	18
Ernest Wilford (2004-10)	15
Matt Jones (2005-08)	15
Mike Sims-Walker (2008-11)	14
Kyle Brady (1999-2006)	13

YARDS PER RECEPTION (MIN. 100 RECEPTIONS)

KEELAN COLE (2017-20)	14.30
Jimmy Smith (1995-2005)	14.25
Allen Hurns (2014-17)	14.12
Allen Robinson (2014-17)	14.10
Ernest Wilford (2004-10)	13.86
Mike Sims-Walker (2008-11)	13.49
DJ CHARK JR. (2018-20)	13.40



INDIVIDUAL RECORDS



RECEIVING



200-YARD RECEIVING GAMES

Jimmy Smith (1995-2005).....	2
Justin Blackmon (2012-13).....	1
Keenan McCardell (1996-2001).....	1

100-YARD RECEIVING GAMES

Jimmy Smith (1995-2005).....	46
Keenan McCardell (1996-2001).....	19
Allen Robinson (2014-17).....	8
Allen Hurns (2014-17).....	8
Cecil Shorts III (2011-14).....	7
Matt Jones (2005-08).....	6
Mike Sims-Walker (2008-10).....	6
KEELAN COLE (2017-20).....	4
DJ CHARK JR. (2018-19).....	4
Justin Blackmon (2012-13).....	3

LONGEST RECEPTIONS

Allen Robinson (Dec. 27, 2015 at N.O.).....	90t
Troy Edwards (Sept. 28, 2003 at HOU).....	84t
Justin Blackmon (Nov. 18, 2012 at HOU).....	81t
Donte Moncrief (Dec. 11, 2018 at IND).....	80t
Allen Hurns (Dec. 13, 2015 vs. IND).....	80t
Cecil Shorts III (Sept. 23, 2012 at IND).....	80t
Reggie Williams (Nov. 4, 2007 at N.O.).....	80t

CONSECUTIVE 100-YARD GAMES

Jimmy Smith (Oct. 24-Nov. 14, 2004).....	3
Jimmy Smith (Dec. 19, 1999-Jan. 2, 2000).....	3
Jimmy Smith (Nov. 21-Dec. 2, 1999).....	3
Jimmy Smith (Sept. 12-26, 1999).....	3
Jimmy Smith (Nov. 29-Dec. 13, 1998).....	3
Jimmy Smith (Nov. 9-23, 1997).....	3
Jimmy Smith (Aug. 31-Sept. 22, 1997).....	3

LONGEST RECEIVING TDs

Allen Robinson (Dec. 27, 2015 at N.O.).....	90
Troy Edwards (Sept. 28, 2003 at HOU).....	84
Justin Blackmon (Nov. 18, 2012 at HOU).....	81
Donte Moncrief (Nov. 11, 2018 at IND).....	80
Allen Hurns (Dec. 13, 2015 vs. IND).....	80
Cecil Shorts III (Sept. 23, 2012 at IND).....	80
Reggie Williams (Nov. 4, 2007 at N.O.).....	80
Patrick Johnson (Sept. 15, 2002 at K.C.).....	79
Fred Taylor (Nov. 1, 1998 at BAL).....	78
KEELAN COLE (DEC. 10, 2017 vs. SEA).....	75

YARDAGE

SCRIMMAGE YARDS

Fred Taylor (1998-2008).....	13,632
Jimmy Smith (1995-2005).....	12,286
Maurice Jones-Drew (2006-13).....	10,944
Keenan McCardell (1996-2001).....	6,393
Mercedes Lewis (2006-17).....	4,502
James Stewart (1995-99).....	3,804
Leonard Fournette (2017-19).....	3,640
T.J. Yeldon (2015-18).....	3,174
Allen Robinson (2014-17).....	2,848
Allen Hurns (2014-17).....	2,631

ALL-PURPOSE YARDS

Fred Taylor (1998-2008).....	13,640
Maurice Jones-Drew (2006-13).....	13,115
Jimmy Smith (1995-2005).....	12,875
Keenan McCardell (1996-2001).....	6,499
Mercedes Lewis (2006-17).....	4,502
James Stewart (1995-99).....	3,804
Reggie Barlow (1996-2000).....	3,687
Leonard Fournette (2017-19).....	3,640
Mike Thomas (2009-12).....	3,276
T.J. Yeldon (2015-18).....	3,174
Allen Robinson (2014-17).....	2,848

PUNTING

PUNTS

Bryan Barker (1995-2000).....	456
Chris Hanson (2001-06).....	424
Bryan Anger (2012-15).....	360
Adam Podlesh (2007-10).....	229
LOGAN COOKE (2018-20).....	210
Brad Nortman (2016-17).....	164

LONGEST PUNTS

Bryan Barker (Oct. 11, 1999 at NYJ).....	83
Brad Nortman (Oct. 2, 2016 vs. IND).....	78
Adam Podlesh (Oct. 28, 2007 at T.B.).....	76
Chris Hanson (Nov. 20, 2005 at TEN).....	74
Bryan Anger (Oct. 4, 2012 vs. DET).....	73
LOGAN COOKE (DEC. 16, 2017 vs. WAS).....	72
Bryan Anger (Dec. 14, 2014 at BAL).....	69
Chris Hanson (Sept. 12, 2004 at BUF).....	69
Brad Nortman (Dec. 18, 2016 at HOU).....	67
Brad Nortman (Sept. 11, 2016 vs. G.B.).....	67

PUNT YARDS

Bryan Barker (1995-2000).....	19,849
Chris Hanson (2001-06).....	18,190
Bryan Anger (2012-15).....	16,855
Adam Podlesh (2007-10).....	9,751
LOGAN COOKE (2018-20).....	9,713
Brad Nortman (2016-17).....	7,424

INSIDE THE 20

Bryan Barker (1995-2000).....	151
Chris Hanson (2001-06).....	136
Bryan Anger (2011-15).....	113
LOGAN COOKE (2018-20).....	80
Adam Podlesh (2007-10).....	75

GROSS AVERAGE (MIN. 100 PUNTS)

Bryan Anger (2012-15).....	46.8
LOGAN COOKE (2018-20).....	46.3
Brad Nortman (2016-17).....	45.3
Bryan Barker (1995-2000).....	43.5
Chris Hanson (2001-06).....	42.9

NET AVERAGE (MIN. 100 PUNTS)

LOGAN COOKE (2018-20).....	42.9
Bryan Anger (2012-15).....	40.5
Brad Nortman (2016-17).....	39.2
Adam Podlesh (2007-10).....	37.8

FEWEST TOUCHBACKS (MIN. 100 PUNTS)

LOGAN COOKE (2018-20).....	14
Brad Nortman (2016-17).....	17
Adam Podlesh (2007-10).....	19
Bryan Anger (2012-15).....	27
Bryan Barker (1995-2000).....	43

INDIVIDUAL RECORDS



RETURNS

KICKOFF RETURNS

Maurice Jones-Drew (2006-13)	79
Deji Karim (2010-11)	77
Brian Witherspoon (2008-09)	76
Reggie Barlow (1996-2000)	70
Jordan Todman (2012-14)	68
Willie Jackson (1995-97)	58
David Allen (2003-04)	52
Derrick Wimbush (2005-06)	47
Elvis Joseph (2001-02)	44
Corey Grant (2015-18)	41

LONGEST KICKOFF RETURNS

Marqise Lee (Dec. 18, 2016 at HOU)	100t
Maurice Jones-Drew (Nov. 4, 2007 at N.O.)	100t
Alvis Whitted (Dec. 26, 1999 at TEN)	98t
Elvis Joseph (Nov. 18, 2001 at PIT)	95t
Maurice Jones-Drew (Dec. 10, 2006 vs. IND)	93t
Reggie Barlow (Dec. 7, 1997 vs. N.E.)	92t

PUNT RETURNS

Reggie Barlow (1996-2000)	146
Alvin Pearman (2005-08)	81
Mike Thomas (2009-12)	75
Ace Sanders (2013-14)	57
DEDE WESTBROOK (2017-20)	44
David Allen (2003-04)	42
Rashad Greene Sr. (2015-18)	41
Jaydon Mickens (2017-18)	39
Damon Gibson (2001-02)	39
Chris Hudson (1995-98)	32

KICKOFF RETURN YARDS

Maurice Jones-Drew (2006-12)	2,054
Deji Karim (2010-11)	1,900
Brian Witherspoon (2008-09)	1,818
Jordan Todman (2012-14)	1,762
Reggie Barlow (1996-2000)	1,634
Willie Jackson (1995-97)	1,206
Derrick Wimbush (2005-06)	1,136
David Allen (2003-04)	1,041
Elvis Joseph (2001-02)	990
Corey Grant (2015-18)	967

KICK RETURN AVERAGE (MIN. 50 RETURNS)

Maurice Jones-Drew (2006-13)	26.00
Jordan Todman (2012-14)	25.91
Deji Karim (2010-11)	24.68
Brian Witherspoon (2008-09)	23.92
Reggie Barlow (1996-2000)	23.34
Willie Jackson (1995-97)	20.79

PUNT RETURN AVERAGE (MIN. 25 RETURNS)

Bobby Shaw (2002)	12.40
David Allen (2003-04)	11.14
Rashad Greene Sr. (2015-18)	10.93
Chris Hudson (1995-98)	10.88
Reggie Barlow (1996-2000)	10.83
Jermaine Lewis (2003-04)	9.71
DEDE WESTBROOK (2017-20)	9.70
Jaydon Mickens (2017-18)	8.87
Alvin Pearman (2005-08)	8.56
Damon Gibson (2001-02)	8.54

PUNT RETURN TOUCHDOWNS

Reggie Barlow (1996-2000)	2
KEELAN COLE (2017-20)	1
DEDE WESTBROOK (2017-20)	1
Jaydon Mickens (2017-18)	1
Rashad Greene Sr. (2015-18)	1
Mike Thomas (2009-12)	1
Bobby Shaw (2002)	1

KICKOFF RETURN TOUCHDOWNS

Maurice Jones-Drew (2006-11)	2
Marqise Lee (2014-2019)	1
Derrick Wimbush (2005-06)	1
Jimmy Smith (1995-2005)	1
Elvis Joseph (2001-02)	1
Alvis Whitted (1998-2001)	1
Reggie Barlow (1996-2000)	1



PUNT RETURN YARDS

Reggie Barlow (1996-2000)	1,581
Alvin Pearman (2005-08)	693
Mike Thomas (2009-12)	620
David Allen (2003-04)	468
Rashad Greene Sr. (2015-18)	448
DEDE WESTBROOK (2017-20)	425
Ace Sanders (2013-14)	367
Chris Hudson (1995-98)	348
Jaydon Mickens (2017-18)	346
Damon Gibson (2001-02)	333

LONGEST PUNT RETURNS

KEELAN COLE (NOV. 15, 2020 AT G.B.)	91t
Reggie Barlow (Sept. 13, 1998 vs. K.C.)	85t
Mike Thomas (Dec. 19, 2010 at IND)	78t
DEDE WESTBROOK (DEC. 16, 2018 VS. WAS)	74t
Reggie Barlow (Nov. 21, 1999 vs. N.O.)	74t
Rashad Greene Sr. (Dec. 13, 2015 vs. IND)	73t
Jaydon Mickens (Dec. 10, 2017 vs. SEA)	72
Bobby Shaw (Oct. 6, 2002 vs. PHI)	69t

DEFENSE

INTERCEPTIONS

Rashean Mathis (2003-12)	30
Aaron Beasley (1996-2001)	15
Donovin Darius (1998-2006)	14
Derek Cox (2009-12)	12
Paul Posluszny (2011-17)	11
Jalen Ramsey (2016-19)	9
Telvin Smith Sr. (2014-18)	9
A.J. Bouye (2017-19)	8
Mike Peterson (2003-08)	8
Chris Hudson (1995-98)	8

LONGEST INTERCEPTION RETURNS

Aaron Beasley (Sept. 12, 1999 vs. S.F.)	93t
Rashean Mathis (Oct. 5, 2008 vs. PIT)	72t
Tashaun Gipson Sr. (Sept. 10, 2017 at HOU)	67
Rashean Mathis (Sept. 21, 2008 at IND)	61t
Paul Posluszny (Oct. 13, 2013 at DEN)	59t

INTs RETURNED FOR TOUCHDOWN

Rashean Mathis (2003-12)	3
Telvin Smith Sr. (2014-18)	3
Aaron Beasley (1996-2001)	2

CONSECUTIVE GAMES WITH INT

Brian Williams (Oct. 14-Nov. 11, 2007)	3
Rashean Mathis (Jan. 1 - Sept. 18, 2006)	3
Barry Church (Dec. 17 - 24, 2017)	2
A.J. Bouye (Nov. 12 - 19, 2017)	2
A.J. Bouye (Sept. 24 - Oct. 1, 2017)	2
Jalen Ramsey (Dec. 3-10, 2017)	2
Jalen Ramsey (Dec. 18-24, 2016)	2
Geno Hayes (Dec. 5-15, 2013)	2
Derek Cox (Oct. 7-21, 2012)	2
Morgan Trent (Dec. 24, 2011-Jan. 1, 2012)	2
Rashean Mathis (Dec. 31, 2006-Sept. 9, 2007)	2
Gerald Sensabaugh (Dec. 3-10, 2006)	2
Rashean Mathis (Sept. 10-18, 2006)	2
Rashean Mathis (Oct. 16-30, 2005)	2
Donovin Darius (Nov. 21-28, 2004)	2
Mike Peterson (Nov. 23-30, 2003)	2
Marlon McCree (Dec. 1-8, 2002)	2
Marlon McCree (Nov. 10-17, 2002)	2
Donovin Darius (Oct. 31-Nov. 7, 1999)	2
Chris Hudson (Sept. 20-27, 1998)	2
Chris Hudson (Nov. 2-9, 1997)	2
James Williams (Nov. 26-Dec. 3, 1995)	2





DEFENSE

SACKS

Tony Brackens (1996-2003).....	55.0
Yannick Ngakoue (2016-19).....	37.5
Joel Smeenge (1995-2000).....	34.0
Calais Campbell (2017-19).....	31.5
John Henderson (2002-09).....	29.0
Paul Spicer (2001-08).....	28.5
Kevin Hardy (1996-2001).....	28.5

CONSECUTIVE GAMES WITH SACK


Tony Brackens (Nov. 11-Dec. 30, 2001)	8
Seven players, last: JOSH ALLEN (OCT. 6-27, 2019).....	4

TACKLES

Daryl Smith (2004-12).....	1,089
Paul Posluszny (2011-17).....	973
Donovin Darius (1998-2006).....	858
Mike Peterson (2003-08).....	837
Kevin Hardy (1996-2001).....	789
Telvin Smith (2014-18).....	580
John Henderson (2002-09).....	563
Rashean Mathis (2003-12).....	554

TAKEAWAYS

Rashean Mathis (2003-12).....	35
Donovin Darius (1998-2006).....	20
Tony Brackens (1996-2003).....	18
Aaron Beasley (1996-2001).....	18



FUMBLES



FUMBLES

Mark Brunell (1995-2003)	53
Blake Bortles (2014-18).....	46
David Garrard (2002-10).....	44
Fred Taylor (1998-2008)	26
Byron Leftwich (2003-06).....	26
Maurice Jones-Drew (2006-13)	22
Blaine Gabbert (2011-13)	21

FUMBLES LOST

David Garrard (2002-10).....	21
Blake Bortles (2014-18).....	19
Mark Brunell (1995-2003)	18
Fred Taylor (1998-2008)	17
GARDNER MINSHEW II (2019-2020).....	11
Maurice Jones-Drew (2006-13)	10
Byron Leftwich (2003-06)	10

LONGEST FUMBLE RECOVERY RETURNS

Aaron Beasley (Nov. 8, 1998 vs. CIN)	90t
Donovin Darius (Nov. 1, 1998 at BAL).....	83t
MYLES JACK (OCT. 1, 2017 AT N.Y. JETS)	81t
Daryl Smith (Oct. 14, 2007 vs. HOU)	77t
Yannick Ngakoue (DEC. 31, 2017 at TEN).....	67t
Ainsley Battles (Dec. 3, 2001 vs. G.B.).....	60t

FORCED FUMBLES

Tony Brackens (1996-2003).....	27
Yannick Ngakoue (2016-19).....	14
Daryl Smith (2004-12).....	9
Joel Smeenge (1995-2000).....	9
John Henderson (2002-09).....	8
Akin Ayodele (2002-05)	8
Kevin Hardy (1996-2001).....	8
Paul Spicer (2000-08).....	7
Bobby McCray (2004-07)	7
Donovin Darius (1998-2006).....	7
Aaron Beasley (1996-2001)	7

OPPONENT FUMBLE RECOVERIES

Tony Brackens (1996-2003).....	13
Telvin Smith Sr. (2014-18).....	6
Donovin Darius (1998-2006).....	6
Fernando Bryant (1999-2003).....	6
Kevin Hardy (1996-2001).....	6
Bryan Schwartz (1995-99).....	6
Travis Davis (1995-98).....	6

BLOCKS

BLOCKED FIELD GOALS

Marcus Stroud (2001-07).....	2
Clyde Simmons (1996-97).....	2
Calais Campbell (2017-19)	1
Tyson Alualu (2010-16)	1
Chris Clemons (2014-15).....	1
Rashean Mathis (2003-10).....	1
John Henderson (2002-09).....	1
Gerald Sensabaugh (2005-08)	1
Akin Ayodele (2002-05).....	1
Don Davey (1995-98).....	1

BLOCKED PUNTS

Donovin Darius (1998-2006).....	2
Dave Thomas (1995-99).....	2

BLOCKED FIELD GOAL RETURNS

Chris Hudson (Sept. 22, 1997 vs. PIT)	1
Mickey Washington (Dec. 1, 1996 vs. CIN)	1

BLOCKED EXTRA POINTS

Cody Davis (Nov. 3, 2019 vs. HOU)	1
Telvin Smith Sr. (Dec. 31, 2017 at TEN).....	1
Jalen Myrick (Dec. 24, 2017 at S.F.).....	1
Sen'Derrick Marks (Nov. 20, 2016 at DET)	1
Tony Brackens (Oct. 5, 1997 vs. CIN)	1
Clyde Simmons (Sept. 22, 1996 at N.E.)	1

BLOCKED PUNT RETURNS

DANIEL THOMAS (OCT. 25, 2020 AT LAC).....	1
Mike Harris (Dec. 30, 2012 at TEN)	1
Zach Potter (Dec. 15, 2011 at ATL)	1
Alvis Whitted (Nov. 1, 1998 at BAL)	1
Jimmy Smith (Dec. 3, 1995 at DEN)	1

SINGLE-SEASON RECORDS



SCORING

POINTS

Mike Hollis (1997).....	134
Mike Hollis (1999).....	130
Josh Scobee (2006).....	119
JOSH LAMBO (2019).....	118
Mike Hollis (1996).....	117
Jason Myers (2016).....	110
Jason Myers (2015).....	110
Mike Hollis (1998).....	108

TOUCHDOWNS

Fred Taylor (1998).....	17
Maurice Jones-Drew (2009).....	16
Maurice Jones-Drew (2006).....	16
Allen Robinson (2015).....	14
Maurice Jones-Drew (2008).....	14
Fred Taylor (2000).....	14
James Stewart (1999).....	13
Maurice Jones-Drew (2011).....	11
Several players tied.....	10

FIELD GOALS

JOSH LAMBO (2019).....	33
Mike Hollis (1999).....	31
Mike Hollis (1997).....	31
Mike Hollis (1996).....	30
Jason Myers (2016).....	27
Jason Myers (2015).....	26
Josh Scobee (2006).....	26
Josh Scobee (2012).....	25
Josh Scobee (2000).....	24
Mike Hollis (2000).....	24

FIELD GOAL % (MIN. 20 ATTEMPTS)

JOSH LAMBO (2019).....	97.1
JOSH LAMBO (2017).....	95.0
Mike Hollis (2000).....	92.3
Josh Scobee (2013).....	92.0
Josh Scobee (2011).....	92.0
JOSH LAMBO (2018).....	90.5
Josh Scobee (2012).....	89.3
Jason Myers (2015).....	86.7
Mike Hollis (1997).....	86.1
Mike Hollis (1996).....	83.3
Mike Hollis (1999).....	81.6
Josh Scobee (2006).....	81.3



EXTRA POINTS

Mike Hollis (1998).....	45
Josh Scobee (2010).....	41
Josh Scobee (2006).....	41
Mike Hollis (1997).....	41
Josh Scobee (2005).....	38
Mike Hollis (1999).....	37
Josh Scobee (2008).....	33
Mike Hollis (2000).....	33
Jason Myers (2015).....	32

PASSING

PASSING YARDS

Blake Bortles (2015).....	4,428
Mark Brunell (1996) *Led NFL*.....	4,367
Blake Bortles (2016).....	3,905
Blake Bortles (2017).....	3,687
Mark Brunell (2000).....	3,640
David Garrard (2008).....	3,620
David Garrard (2009).....	3,597
Mark Brunell (2001).....	3,309
Mark Brunell (1997).....	3,281
GARDNER MINSHEW II (2019).....	3,271

PASS ATTEMPTS

Blake Bortles (2016).....	625
Blake Bortles (2015).....	606
Mark Brunell (1996).....	557
David Garrard (2008).....	535
Blake Bortles (2017).....	523
David Garrard (2009).....	516
Mark Brunell (2000).....	512
Chad Henne (2013).....	503
Blake Bortles (2014).....	475
Mark Brunell (2001).....	473

PASS COMPLETIONS

Blake Bortles (2016).....	368
Blake Bortles (2015).....	355
Mark Brunell (1996).....	353
David Garrard (2008).....	335
Blake Bortles (2017).....	315
David Garrard (2009).....	314
Mark Brunell (2000).....	311
Chad Henne (2013).....	305
Mark Brunell (2001).....	289
GARDNER MINSHEW II (2019).....	285

TOUCHDOWN PASSES

Blake Bortles (2015).....	35
Blake Bortles (2016).....	23
David Garrard (2010).....	23
GARDNER MINSHEW II (2019).....	21
Blake Bortles (2017).....	21
Mark Brunell (2000).....	20
Mark Brunell (1998).....	20
Mark Brunell (2001).....	19
Mark Brunell (1996).....	19
David Garrard (2007).....	18
Mark Brunell (1997).....	18

INTERCEPTIONS

Mark Brunell (1996).....	20
Blake Bortles (2015).....	18
Blake Bortles (2014).....	17
Blake Bortles (2016).....	16
Byron Leftwich (2003).....	16
David Garrard (2010).....	15
Chad Henne (2013).....	14
Mark Brunell (2000).....	14
Blake Bortles (2017).....	13
David Garrard (2008).....	13
Mark Brunell (2001).....	13

INTERCEPTION % (MIN. 300 ATTEMPTS)

David Garrard (2007).....	0.9
GARDNER MINSHEW II (2019).....	1.3
GARDNER MINSHEW II (2020).....	1.5
Mark Brunell (1997).....	1.6
Byron Leftwich (2005).....	1.7
Mark Brunell (2002).....	1.7
David Garrard (2009).....	1.9
Mark Brunell (1999).....	2.0
Mark Brunell (1995).....	2.0
Byron Leftwich (2004).....	2.3

COMPLETION % (MIN. 300 ATTEMPTS)

David Garrard (2010).....	64.5
David Garrard (2007).....	64.0
Mark Brunell (1996).....	63.4
David Garrard (2008).....	62.6
Mark Brunell (2001).....	61.1
David Garrard (2009).....	60.9
Mark Brunell (2000).....	60.7

PASSER RATING (MIN. 300 ATTEMPTS)

David Garrard (2007).....	102.2
GARDNER MINSHEW II (2019).....	95.9
GARDNER MINSHEW II (2019).....	91.2
Mark Brunell (1997).....	91.2
David Garrard (2010).....	90.8
Mark Brunell (1998).....	89.9
Byron Leftwich (2005).....	89.3
Blake Bortles (2015).....	88.2
Mark Brunell (2002).....	85.7
Blake Bortles (2017).....	84.7

AVG. GAIN PER ATTEMPT (MIN. 300 ATTEMPTS)

Mark Brunell (1996) *Led NFL*.....	7.8
David Garrard (2007).....	7.7
Mark Brunell (1997).....	7.5
David Garrard (2010).....	7.5
Blake Bortles (2015).....	7.3
Mark Brunell (1998).....	7.3
Mark Brunell (2000).....	7.1
GARDNER MINSHEW II (2019).....	7.0
Blake Bortles (2017).....	7.0
Byron Leftwich (2005).....	7.0
Mark Brunell (2001).....	7.0

400-YARD PASSING GAMES

Mark Brunell (1996).....	2
Blake Bortles (2018).....	1

300-YARD PASSING GAMES

Blake Bortles (2015).....	6
Mark Brunell (1996).....	6
Blake Bortles (2016).....	5
Blake Bortles (2018).....	4
Blake Bortles (2017).....	4

SINGLE-SEASON RECORDS



RUSHING

RUSHING YARDS

Maurice Jones-Drew (2011) *Led NFL*	1,606
Fred Taylor (2003)	1,572
Fred Taylor (2000)	1,399
Maurice Jones-Drew (2009)	1,391
Maurice Jones-Drew (2010)	1,324
Fred Taylor (2002)	1,314
Fred Taylor (2004)	1,224
Fred Taylor (1998)	1,223
Fred Taylor (2007)	1,202
Leonard Fournette (2019)	1,152

RUSHING ATTEMPTS

Fred Taylor (2003)	345
Maurice Jones-Drew (2011)	343
Maurice Jones-Drew (2009)	312
Maurice Jones-Drew (2010)	299
Fred Taylor (2000)	292
Fred Taylor (2002)	287
Leonard Fournette (2017)	268
Leonard Fournette (2019)	265
Fred Taylor (1998)	264
Fred Taylor (2004)	260

RUSHING TOUCHDOWNS

Maurice Jones-Drew (2009)	15
Fred Taylor (1998)	14
Maurice Jones-Drew (2006)	13
James Stewart (1999)	13
Maurice Jones-Drew (2008)	12
Fred Taylor (2000)	12
Leonard Fournette (2017)	9
Maurice Jones-Drew (2007)	9
Stacey Mack (2002)	9
Stacey Mack (2001)	9
Natrone Means (1997)	9

RUSHING AVERAGE (MIN. 150 ATTEMPTS)

Maurice Jones-Drew (2006)	5.67
Fred Taylor (2007)	5.39
Fred Taylor (2006)	4.96
Fred Taylor (2000)	4.79
Fred Taylor (2004)	4.71
Maurice Jones-Drew (2011)	4.68
Fred Taylor (1998)	4.63
Maurice Jones-Drew (2007)	4.60
Fred Taylor (1999)	4.60

200-YARD RUSHING GAMES

Leonard Fournette (2019)	1
Fred Taylor (2000)	1



100-YARD RUSHING GAMES

Fred Taylor (2000)	9
Maurice Jones-Drew (2010)	7
Fred Taylor (2003)	7
Maurice Jones-Drew (2011)	6
Fred Taylor (1998)	6
Leonard Fournette (2017)	5
Maurice Jones-Drew (2009)	5
Fred Taylor (2007)	5
Fred Taylor (2004)	5
Fred Taylor (2002)	5
Fred Taylor (2006)	4
JAMES ROBINSON (2020)	4

RECEIVING

RECEPTIONS

Jimmy Smith (1999) *Led NFL*	116
Jimmy Smith (2001)	112
Keenan McCardell (2000)	94
Keenan McCardell (2001)	93
Jimmy Smith (2000)	91
Keenan McCardell (1997)	85
Keenan McCardell (1996)	85
Jimmy Smith (1996)	83
Jimmy Smith (1997)	82

RECEIVING TOUCHDOWNS

Allen Robinson (2015) *Led NFL*	14
Allen Hurns (2015)	10
Mercedes Lewis (2010)	10
Reggie Williams (2007)	10
DJ CHARK JR. (2019)	8
Jimmy Smith (2001)	8
Jimmy Smith (2000)	8
Jimmy Smith (1998)	8

200-YARD RECEIVING GAMES

Justin Blackmon (2012)	1
Jimmy Smith (2000)	1
Jimmy Smith (1999)	1
Keenan McCardell (1996)	1

RECEIVING YARDS

Jimmy Smith (1999)	1,636
Allen Robinson (2015)	1,400
Jimmy Smith (2001)	1,373
Jimmy Smith (1997)	1,324
Jimmy Smith (1996)	1,244
Jimmy Smith (2000)	1,213
Keenan McCardell (2000)	1,207
Jimmy Smith (1998)	1,182
Jimmy Smith (2004)	1,172
Keenan McCardell (1997)	1,164
Keenan McCardell (1996)	1,129
Keenan McCardell (2001)	1,110
Allen Hurns (2015)	1,031
Jimmy Smith (2002)	1,027
Jimmy Smith (2005)	1,023

100-YARD RECEIVING GAMES

Jimmy Smith (1999)	9
Allen Robinson (2015)	6
Jimmy Smith (2001)	6
Jimmy Smith (1997)	6
Allen Hurns (2015)	5
Keenan McCardell (2000)	5
Jimmy Smith (2000)	5
Jimmy Smith (1998)	5

YARDS PER RECEPTION (MIN. 50 RECEPTIONS)

Cecil Shorts III (2012)	17.80
Allen Robinson (2015)	17.50
Jimmy Smith (1997)	16.15
Allen Hurns (2015)	16.11
Jimmy Smith (2004)	15.84
Jimmy Smith (1998)	15.15



YARDAGE

SCRIMMAGE YARDS

Maurice Jones-Drew (2011)	1,980
Fred Taylor (2003)	1,942
Maurice Jones-Drew (2009)	1,765
Fred Taylor (2002)	1,722
Leonard Fournette (2019)	1,674
Fred Taylor (1998)	1,644
Maurice Jones-Drew (2010)	1,641
Fred Taylor (2000)	1,639
Jimmy Smith (1999)	1,636
Fred Taylor (2004)	1,569

ALL-PURPOSE YARDS

Maurice Jones-Drew (2006)	2,250
Maurice Jones-Drew (2007)	2,014
Maurice Jones-Drew (2011)	1,964
Fred Taylor (2003)	1,942
Maurice Jones-Drew (2009)	1,886
Maurice Jones-Drew (2008)	1,739
Fred Taylor (2002)	1,722
Leonard Fournette (2019)	1,674
Fred Taylor (1998)	1,653
Maurice Jones-Drew (2010)	1,641



SINGLE-SEASON RECORDS



PUNTING

PUNTS

Bryan Anger (2013)	95
Bryan Anger (2014)	94
Bryan Anger (2012)	91
Brad Nortman (2017)	87
LOGAN COOKE (2018)	86
Bryan Barker (1998)	85
Chris Hanson (2004)	84
Chris Hanson (2005)	82
Chris Hanson (2001)	82
Bryan Barker (1995)	82

INSIDE THE 20

LOGAN COOKE (2018)	37
Chris Hanson (2005)	33
Bryan Barker (1999)	32
Bryan Anger (2013)	31
Bryan Anger (2012)	31

TOUCHBACKS (MIN. 50 PUNTS)

LOGAN COOKE (2019)	2
Adam Podlesh (2007)	2
Bryan Anger (2015)	4

GROSS AVERAGE (MIN. 50 PUNTS)

Bryan Anger (2012) *NFL rookie record*	47.8
LOGAN COOKE (2020)	47.6
Bryan Anger (2014)	47.5
LOGAN COOKE (2019)	46.8
Brad Nortman (2016)	46.6
Bryan Anger (2015)	46.3
Bryan Anger (2013)	45.7
LOGAN COOKE (2018)	45.0

NET AVERAGE (MIN. 50 PUNTS)

LOGAN COOKE (2019) * Led NFL *	44.5
LOGAN COOKE (2020)	43.4
LOGAN COOKE (2018)	41.3
Bryan Anger (2012) *NFL rookie record*	40.8
Bryan Anger (2013)	40.5
Bryan Anger (2014)	39.6
Brad Nortman (2016)	39.5
Bryan Anger (2015)	39.5

RETURNS

KICKOFF RETURNS

Brian Witherspoon (2008)	52
Deji Karim (2010)	50
David Allen (2003)	41
Derrick Wimbush (2005)	39
Jordan Todman (2014)	38
Shyrone Stith (2000)	33
Willie Jackson (1997)	32
Maurice Jones-Drew (2007)	31
Maurice Jones-Drew (2006)	31
Reggie Barlow (1998)	30

KICKOFF RETURN TOUCHDOWNS

Eight players, last: Marqise Lee (2016)	1
---	---

PUNT RETURNS

Alvin Pearman (2005)	49
Reggie Barlow (1998)	43
Damon Gibson (2001)	38
Reggie Barlow (1999)	38
Reggie Barlow (1997)	36
Mike Thomas (2010)	34
Ace Sanders (2014)	32
Chris Hudson (2006)	32
Chris Hudson (1996)	32
Reggie Barlow (2000)	29

PUNT RETURN AVERAGE (MIN. 15 RETURNS)

Rashad Greene Sr. (2015)	16.7
DEDE WESTBROOK (2018)	14.0
Reggie Barlow (1998)	12.9
Bobby Shaw (2002)	12.4
David Allen (2003)	12.0
Reggie Barlow (1997)	11.4
Brian Witherspoon (2008)	11.3
Reggie Barlow (1999)	10.9
Chris Hudson (1996)	10.9
Jaydon Mickens (2017)	10.6

KICKOFF RETURN YARDS

Brian Witherspoon (2008)	1,250
Deji Karim (2010)	1,248
Jordan Todman (2014)	972
Derrick Wimbush (2005)	955
Maurice Jones-Drew (2006)	860
David Allen (2003)	831
Maurice Jones-Drew (2007)	811
Shyrone Stith (2000)	785
Reggie Barlow (1998)	747
Jordan Todman (2013)	712

KICKOFF RETURN AVERAGE (MIN. 15 RETURNS)

Marqise Lee (2016)	30.3
Maurice Jones-Drew (2006)	27.7
Jordan Todman (2013)	27.4
Maurice Jones-Drew (2007)	26.2
Jordan Todman (2014)	25.6
Elvis Joseph (2001)	25.2
Deji Karim (2010)	25.0
Corey Grant (2017)	24.9
Reggie Barlow (1998)	24.9

PUNT RETURN YARDS

Reggie Barlow (1998)	555
Reggie Barlow (1999)	414
Reggie Barlow (1997)	412
Alvin Pearman (2005)	410
Mike Thomas (2010)	358
Chris Hudson (1996)	348
Damon Gibson (2001)	333
David Allen (2003)	324
Bobby Shaw (2002)	310
Rashad Greene Sr. (2015)	301

PUNT RETURN TOUCHDOWNS

KEELAN COLE (2020)	1
DEDE WESTBROOK (2018)	1
Jaydon Mickens (2017)	1
Rashad Greene Sr. (2015)	1
Mike Thomas (2010)	1
Bobby Shaw (2002)	1
Reggie Barlow (1998, 1999)	1



DEFENSE

INTERCEPTIONS

Rashean Mathis (2006)	8
A.J. Bouye (2017)	6
Marlon McCree (2002)	6
Aaron Beasley (1999)	6
Reggie Nelson (2007)	5
Rashean Mathis (2005)	5
Donovin Darius (2004)	5
Rashean Mathis (2004)	5
Deon Figures (1997)	5

INTs RETURNED FOR TOUCHDOWN

Rashean Mathis (2008)	2
Aaron Beasley (1999)	2
Several players tied	1

SACKS

Calais Campbell (2017)	14.5
Yannick Ngakoue (2017)	12.0
Tony Brackens (1999)	12.0
Tony Brackens (2001)	11.0
JOSH ALLEN (2019)	10.5
Calais Campbell (2018)	10.5
Kevin Hardy (1999)	10.5

TACKLES

Paul Posluszny (2012)	231
Hardy Nickerson (2001)	230
Russell Allen (2012)	201
Paul Posluszny (2011)	192
Mike Peterson (2005)	190
Wali Rainer (2002)	188
Kevin Hardy (1998)	186
Mike Peterson (2004)	178

SINGLE-SEASON RECORDS



DEFENSE & FUMBLES

TAKEAWAYS

Donovin Darius (2004)	9
Rashean Mathis (2006)	8
A.J. Bouye (2017)	6
Marlon McCree (2002)	6
Aaron Beasley (1999)	6

FORCED FUMBLES

Tony Brackens (1999)	8
Yannick Ngakoue (2017)	6
Tony Brackens (1997)	6

FUMBLES

Blake Bortles (2015)	14
Blaine Gabbert (2011)	14
David Garrard (2009)	14
Mark Brunell (1996)	14

OPPONENT FUMBLE RECOVERIES

Donovin Darius (2004)	4
Bryan Schwartz (1998)	4

FUMBLES LOST

David Garrard (2009)	8
GARDNER MINSHEW II (2019)	7
Blake Bortles (2016)	6
Byron Leftwich (2003)	6
Blake Bortles (2015)	5
Blaine Gabbert (2011)	5

SINGLE GAME RECORDS

SCORING

POINTS

James Stewart (Oct. 12, 1997 vs. PHI)	30
Maurice Jones-Drew (Dec. 11, 2011 vs. T.B.)	24
Fred Taylor (Nov. 19, 2000 at PIT)	24
Several players tied	18

TOUCHDOWNS

James Stewart (Oct. 12, 1997 vs. PHI)	5
Maurice Jones-Drew (Dec. 11, 2011 vs. T.B.)	4
Fred Taylor (Nov. 19, 2000 at PIT)	4
Several players tied	3

FIELD GOALS

Josh Scobee (Oct. 10, 2010 at BUF)	5
Josh Scobee (Nov. 25, 2007 vs. BUF)	5
Mike Hollis (Sept. 10, 2000 at BAL)	5
Mike Hollis (Nov. 30, 1997 vs. BAL)	5
Mike Hollis (Dec. 1, 1996 vs. CIN)	5
Several players tied	4

EXTRA POINTS

Josh Scobee (Dec. 23, 2007 vs. OAK)	7
JOSH LAMBO (Dec. 17, 2017 vs. HOU)	6
Jason Myers (Dec. 13, 2015 vs. IND)	6
Mike Hollis (Dec. 3, 2000 vs. CLE)	6
Mike Hollis (Nov. 1, 1998 at BAL)	6



PASSING

PASSING YARDS

Mark Brunell (Sept. 22, 1996 at N.E.)	432
Blake Bortles (Oct. 7, 2018 at K.C.)	430
Mark Brunell (Oct. 20, 1996 at STL)	421
Blake Bortles (Sept. 30, 2018 vs. NYJ)	388
Mark Brunell (Sept. 10, 2000 at BAL)	386
Blake Bortles (Dec. 24, 2017 at S.F.)	382
Blake Bortles (Nov. 8, 2015 at NYJ)	381
Blake Bortles (Sept. 16, 2018 vs. N.E.)	376
Mark Brunell (Sept. 20, 1998 vs. BAL)	376
GARDNER MINSHEW II (Oct. 6, 2019 at CAR)	374
Blake Bortles (Dec. 27, 2015 at N.O.)	368
Byron Leftwich (Oct. 10, 2004 at S.D.)	357

PASS ATTEMPTS

Blake Bortles (Oct. 7, 2018 at K.C.)	61
Blake Bortles (Oct. 27, 2016 vs. TEN)	54
Byron Leftwich (Oct. 10, 2004 at S.D.)	54
Blake Bortles (Oct. 18, 2015 vs. HOU)	53
Mark Brunell (Oct. 20, 1996 at STL)	52
Blake Bortles (Nov. 12, 2017 vs. LAC)	51
Chad Henne (Dec. 29, 2013 at IND)	51
Chad Henne (Dec. 23, 2012 vs. N.E.)	51
Blake Bortles (Dec. 24, 2017 at S.F.)	50
Blake Bortles (Sept. 18, 2016 at S.D.)	50
Blake Bortles (Sept. 19, 2010 at S.D.)	50
Mark Brunell (Sept. 10, 2000 at BAL)	50

PASS COMPLETIONS

Mark Brunell (Oct. 20, 1996 at STL)	37
Byron Leftwich (Oct. 10, 2004 at S.D.)	36
Blake Bortles (Oct. 7, 2018 at K.C.)	33
Blake Bortles (Oct. 27, 2016 at TEN)	33
Nick Foles (Nov. 17, 2019 at IND)	33
Nick Foles (Nov. 24, 2019 at TEN)	32
Blake Bortles (Dec. 24, 2017 at S.F.)	32
Blake Bortles (Nov. 13, 2016 vs. HOU)	32
Blake Bortles (Oct. 12, 2014 at TEN)	32
Blake Bortles (Sept. 18, 2016 at S.D.)	31

PASSING TDs

Blake Bortles (Dec. 6, 2015 at TEN)	5
Blake Bortles (Sept. 16, 2018 vs. N.E.)	4
Blake Bortles (Sept. 24, 2017 vs. BAL)	4
Blake Bortles (Dec. 27, 2015 at N.O.)	4
Blake Bortles (Oct. 11, 2015 at T.B.)	4
Chad Henne (Nov. 18, 2012 at HOU)	4
David Garrard (Oct. 31, 2010 at DAL)	4
Quinn Gray (Dec. 30, 2007 at HOU)	4
Mark Brunell (Nov. 29, 1998 at CIN)	4

INTERCEPTIONS

Mark Brunell (Oct. 20, 1996 at STL)	5
JAKE LUTON (Nov. 22, 2020 vs. PIT)	4
Blake Bortles (Oct. 7, 2018 at K.C.)	4
Luke McCown (Sept. 18, 2011 at NYJ)	4
David Garrard (Sept. 19, 2010 at S.D.)	4
David Garrard (Nov. 12, 2006 vs. HOU)	4

AVG. GAIN PER ATTEMPT (MIN. 20 ATTEMPTS)

Blake Bortles (Oct. 22, 2017 at IND)	12.7
David Garrard (Oct. 21, 2010 at DAL)	12.4
Rob Johnson (Aug. 31, 1997 at BAL)	12.3
Byron Leftwich (Oct. 5, 2003 vs. S.D.)	12.0
Mark Brunell (Nov. 1, 1998 at BAL)	11.9
Mark Brunell (Nov. 21, 1999 vs. N.O.)	11.7
Blake Bortles (Dec. 17, 2017 vs. HOU)	11.2

COMPLETION % (MIN. 20 ATTEMPTS)

GARDNER MINSHEW II (SEPT. 13, 2020 VS. IND)	95.0
GARDNER MINSHEW II (SEPT. 8, 2019 VS. K.C.)	88.0
Mark Brunell (Sept. 7, 2003 at CAR)	85.2
Mark Brunell (Oct. 29, 2000 at DAL)	83.3
Rob Johnson (Aug. 31, 1997 at BAL)	83.3
David Garrard (Dec. 2, 2007 at IND)	82.8
David Garrard (Oct. 31, 2010 at DAL)	81.0
David Garrard (Oct. 10, 2010 at BUF)	80.0
Mark Brunell (Oct. 6, 1996 at N.O.)	80.0



SINGLE GAME RECORDS



RUSHING

RUSHING YARDS

Fred Taylor (Nov. 19, 2000 at PIT).....	234
Leonard Fournette (Sept. 29, 2019 at DEN).....	225
Fred Taylor (Dec. 21, 2003 vs. N.O.).....	194
Maurice Jones-Drew (Dec. 5, 2010 at TEN).....	186
Fred Taylor (Dec. 6, 1998 vs. DET).....	183
Leonard Fournette (Oct. 8, 2017 at PIT).....	181
Fred Taylor (Dec. 3, 2000 vs. CLE).....	181
Maurice Jones-Drew (Sept. 23, 2012 at IND).....	177
Maurice Jones-Drew (Nov. 1, 2009 at TEN).....	177
Maurice Jones-Drew (Jan. 1, 2012 vs. IND).....	169

RUSHING TOUCHDOWNS

James Stewart (Oct. 12, 1997 vs. PHI).....	5
Nine players, last: Maurice Jones-Drew (Oct. 18, 2009 vs. STL).....	4

RUSHING ATTEMPTS

Fred Taylor (Sept. 25, 2005 at NYJ).....	37
Fred Taylor (Dec. 21, 2003 vs. N.O.).....	34
Maurice Jones-Drew (Oct. 18, 2009 vs. STL).....	33
Fred Taylor (Nov. 23, 2003 at NYJ).....	32
Fred Taylor (Dec. 17, 2000 at CIN).....	32
Fred Taylor (Dec. 6, 1998 vs. Det.).....	32
Maurice Jones-Drew (Dec. 5, 2010 at TEN).....	31
Fred Taylor (Oct. 29, 2000 at DAL).....	31

RUSHING AVERAGE (MIN. 10 ATTEMPTS)

Maurice Jones-Drew (Dec. 10, 2006 vs. IND).....	11.07
Maurice Jones-Drew (Oct. 14, 2007 vs. HOU).....	10.42
Fred Taylor (Oct. 31, 1999 at CIN).....	8.53
Maurice Jones-Drew (Sept. 24, 2006 at IND).....	7.92
Stacey Mack (Dec. 30, 2001 vs. K.C.).....	7.81
Fred Taylor (Nov. 19, 2000 at PIT).....	7.80
Leonard Fournette (Sept. 29, 2019 at DEN).....	7.76



RECEIVING & YARDAGE

RECEPTIONS

Keenan McCardell (Oct. 20, 1996 at STL).....	16
Jimmy Smith (Sept. 10, 2000 at BAL).....	15
Justin Blackmon (Oct. 13, 2013 at DEN).....	14
Jimmy Smith (Jan. 2, 2000 vs. CIN).....	14
Allen Hurns (Oct. 4, 2015 at IND).....	11
Keenan McCardell (Dec. 23, 2000 at NYG).....	11
Keenan McCardell (Oct. 1, 2000 vs. PIT).....	11
Keenan McCardell (Dec. 7, 1997 vs. N.E.).....	11

RECEIVING TDs

Marcedes Lewis (Sept. 24, 2017 vs. BAL).....	3
Allen Robinson (Dec. 6, 2015 at TEN).....	3
Jimmy Smith (Sept. 10, 2000 at BAL).....	3
Several players tied.....	2

YARDS PER RECEPTION (MIN. 4 RECEPTIONS)

DJ CHARK JR. (Sept. 8, 2019 vs. K.C.).....	36.50
Justin Blackmon (Nov. 18, 2012 at HOU).....	33.71
Ernest Wilford (Dec. 24, 2005 at HOU).....	29.50
Andre Rison (Sept. 22, 1996 at N.E.).....	28.75

RECEIVING YARDS

Jimmy Smith (Sept. 10, 2000 at BAL).....	291
Justin Blackmon (Nov. 18, 2012 at HOU).....	236
Keenan McCardell (Oct. 20, 1996 at STL).....	232
Jimmy Smith (Nov. 21, 1999 vs. N.O.).....	220
Justin Blackmon (Oct. 13, 2013 at DEN).....	190
KEELAN COLE (Dec. 17, 2017 vs. HOU).....	186
Jimmy Smith (Jan. 2, 2000 vs. CIN).....	165
DJ CHARK JR. (Oct. 6, 2019 at CAR).....	164
Jimmy Smith (Sept. 22, 1997 vs. PIT).....	164
Jimmy Smith (Dec. 1, 1996 vs. CIN).....	162

SCRIMMAGE YARDS

Jimmy Smith (Sept. 10, 2000 at BAL).....	291
Fred Taylor (Nov. 19, 2000 at PIT).....	248
Leonard Fournette (Sept. 29, 2019 at DEN).....	245
Fred Taylor (Sept. 29, 2002 vs. NYJ).....	237
Justin Blackmon (Nov. 18, 2012 at HOU).....	236
Keenan McCardell (Oct. 20, 1996 at STL).....	232
Fred Taylor (Dec. 21, 2003 at N.O.).....	225
Maurice Jones-Drew (Nov. 21, 2010 vs. CLE).....	220
Jimmy Smith (Nov. 21, 1999 vs. N.O.).....	220
Fred Taylor (Sept. 20, 1998 vs. BAL).....	213



ALL-PURPOSE YARDS

Maurice Jones-Drew (Dec. 10, 2006 vs. IND).....	303
Jimmy Smith (Sept. 10, 2000 at BAL).....	291
Maurice Jones-Drew (Oct. 14, 2007 vs. HOU).....	260
Fred Taylor (Nov. 19, 2000 at PIT).....	248
Leonard Fournette (Sept. 29, 2019 at DEN).....	245
Maurice Jones-Drew (Sept. 24, 2006 at IND).....	244
Fred Taylor (Sept. 29, 2002 vs. NYJ).....	237
Justin Blackmon (Nov. 18, 2012 at HOU).....	236
Maurice Jones-Drew (Nov. 23, 2008 vs. MIN).....	233
Keenan McCardell (Oct. 20, 1996 at STL).....	232

PUNTING

PUNTS

Bryan Anger (Sept. 8, 2013 vs. K.C.).....	11
Adam Podlesh (Nov. 16, 2008 vs. TEN).....	10
Several players tied.....	9

PUNTS INSIDE 20 (SINCE 2000)

Bryan Anger (Nov. 17, 2013 vs. ARI).....	6
Brad Nortman (Oct. 1, 2017 at NYJ).....	5
Bryan Anger (Oct. 4, 2015 at IND).....	5
Bryan Anger (Dec. 9, 2012 vs. NYJ).....	5

GROSS AVERAGE (MIN. 4 PUNTS)

Bryan Anger (Dec. 23, 2012 vs. N.E.).....	56.3
Bryan Anger (Oct. 11, 2015 at T.B.).....	55.3
Brad Nortman (Oct. 16, 2016 at CHI).....	55.0
LOGAN COOKE (Nov. 22, 2022 vs. PIT).....	54.0
Brad Nortman (Oct. 2, 2016 vs. IND).....	53.8
Bryan Barker (Oct. 19, 1997 at DAL).....	53.8
Bryan Anger (Sept. 9, 2012 at MIN).....	53.5
Bryan Anger (Sept. 23, 2012 at IND).....	53.5

NET AVERAGE (MIN. 4 PUNTS)

Brad Nortman (Oct. 16, 2016 at CHI).....	52.2
Bryan Anger (Nov. 4, 2012 vs. DET).....	50.5
LOGAN COOKE (Dec. 16, 2018 vs. WAS).....	50.2
Adam Podlesh (Dec. 23, 2007 vs. OAK).....	49.8
LOGAN COOKE (Dec. 15, 2019 at OAK).....	49.2



SINGLE GAME RECORDS



RETURNS

KICKOFF RETURNS

Michael Walker (Nov. 24, 2019 at TEN)	7
Deji Karim (Oct. 18, 2010 vs. TEN)	7
Jermaine Lewis (Oct. 10, 2004 at S.D.)	7
Curtis Marsh Sr. (Nov. 12, 1995 vs. SEA)	7

KICKOFF RETURN AVERAGE (MIN. 3 RETURNS)

Maurice Jones-Drew (Nov. 4, 2007 at N.O.)	47.3
Derrick Wimbush (Nov. 27, 2005 at ARI)	46.0
Brian Witherspoon (Sept. 7, 2008 at TEN)	41.3
Randy Jordan (Oct. 13, 1996 vs. NYJ)	39.7
Tiquan Underwood (Sept. 12, 2010 vs. DEN)	38.3

KICKOFF RETURN YARDS

Reggie Barlow (Oct. 25, 1998 at DEN)	206
Jordan Todman (Sept. 28, 2014 at S.D.)	174
Jordan Todman (Nov. 2, 2014 at CIN)	173
Curtis Marsh Sr. (Nov. 12, 1995 vs. SEA)	169
Deji Karim (Oct. 18, 2010 vs. TEN)	168
Michael Walker (Nov. 24, 2019 at TEN)	157
Reggie Barlow (Dec. 7, 1997 vs. N.E.)	157
Rashad Jennings (Nov. 18, 2012 at HOU)	149
David Allen (Dec. 14, 2003 at N.E.)	147
Alvis Whitted (Dec. 26, 1999 at TEN)	147

KICKOFF RETURN TDs

Marqise Lee (Dec. 18, 2016 at HOU)	1
Maurice Jones-Drew (Nov. 4, 2007 at N.O.)	1
Maurice Jones-Drew (Dec. 10, 2006 vs. IND)	1
Derrick Wimbush (Nov. 27, 2005 at ARI)	1
Elvis Joseph (Nov. 18, 2001 at PIT)	1
Alvis Whitted (Dec. 26, 1999 at TEN)	1
Reggie Barlow (Dec. 7, 1997 vs. N.E.)	1
Jimmy Smith (Dec. 3, 1995 at DEN)	1

PUNT RETURN YARDS

Reggie Barlow (Sept. 13, 1998 vs. K.C.)	134
KEELAN COLE (Nov. 15, 2020 at G.B.)	113
Mike Thomas (Dec. 19, 2010 at IND)	99
DEDE WESTBROOK (Dec. 16, 2018 vs. WAS)	84
Jaydon Mickens (Nov. 5, 2017 vs. CIN)	82
Desmond Howard (Sept. 24, 1995 vs. G.B.)	82
Reggie Barlow (Sept. 20, 1998 vs. BAL)	81
Reggie Barlow (Nov. 21, 1999 vs. N.O.)	80
Reggie Barlow (Nov. 23, 1997 at CIN)	79
Jermaine Lewis (Sept. 19, 2004 vs. DEN)	78
Rashad Greene Sr. (Nov. 19, 2015 vs. TEN)	76

PUNT RETURNS

Jaydon Mickens (Nov. 12, 2017 vs. LAC)	7
Alvin Pearman (Dec. 18, 2005 vs. S.F.)	7
Alvin Pearman (Nov. 13, 2005 vs. BAL)	7
Several players tied	6

PUNT RETURN TDs

KEELAN COLE (Nov. 15, 2020 vs. G.B.)	1
DEDE WESTBROOK (Dec. 16, 2018 vs. WAS)	1
Jaydon Mickens (Nov. 5, 2017 vs. CIN)	1
Rashad Greene Sr. (Dec. 13, 2015 vs. IND)	1
Mike Thomas (Dec. 19, 2010 at IND)	1
Bobby Shaw (Oct. 6, 2002 vs. PHI)	1
Reggie Barlow (Nov. 21, 1999 vs. N.O.)	1
Reggie Barlow (Sept. 13, 1998 vs. K.C.)	1

PUNT RETURN AVERAGE (MIN. 3 RETURNS)

Reggie Barlow (Sept. 13, 1998 vs. K.C.)	44.7
KEELAN COLE (Nov. 15 at G.B., 2020)	37.7
DEDE WESTBROOK (Dec. 16, 2018 vs. WAS)	28.0
Jaydon Mickens (Nov. 5, 2017 vs. CIN)	27.3
Reggie Barlow (Nov. 23, 1997 at CIN)	26.3
Reggie Barlow (Nov. 2, 1997 at TEN)	25.3
Mike Thomas (Dec. 19, 2010 at IND)	24.8
Jaydon Mickens (Dec. 10, 2017 vs. SEA)	24.0
Reggie Barlow (Nov. 29, 1998 at CIN)	23.0

DEFENSE, FUMBLES & BLOCKS

INTERCEPTIONS

TRE HERNDON (Oct. 27, 2019 vs. NYJ)	2
Jalen Ramsey (Nov. 18, 2018 vs. PIT)	2
A.J. Bouye (Dec. 10, 2017 vs. SEA)	2
Tashaun Gipson Sr. (Oct. 8, 2017 at PIT)	2
Davon House (Nov. 15, 2015 at BAL)	2
Derek Cox (Oct. 31, 2010 at DAL)	2
Rashean Mathis (Nov. 5, 2006 vs. TEN)	2
Rashean Mathis (Sept. 18, 2006 vs. PIT)	2
Terry Cousin (Nov. 13, 2005 vs. BAL)	2
Rashean Mathis (Oct. 30, 2005 at STL)	2
Donovin Darius (Jan. 2, 2005 at OAK)	2
Rashean Mathis (Dec. 19, 2004 at G.B.)	2
Marlon McCree (Sept. 15, 2002 at K.C.)	2
Rayna Stewart (Sept. 10, 2000 at BAL)	2
Aaron Beasley (Sept. 12, 1999 vs. S.F.)	2
Deon Figures (Aug. 31, 1997 at BAL)	2

OPPONENT FUMBLE RECOVERIES

Telvin Smith Sr. (Nov. 23, 2014 at IND)	2
Donovin Darius (Sept. 12, 2004 at BUF)	2
Tony Brackens (Sept. 29, 1996 vs. CAR)	2

TACKLES

Hardy Nickerson (Nov. 25, 2001 vs. Bal.)	23
Russell Allen (Sept. 16, 2012 vs. Hou.)	22
Wali Rainer (Oct. 13, 2002 at Ten.)	22
T.J. Slaughter (Nov. 25, 2001 vs. Bal.)	22
Paul Posluszny (Dec. 19, 2012 at Mia.)	21
Bryan Schwartz (Dec. 17, 1995 at Det.)	21
Russell Allen (Nov. 18, 2012 at Hou.)	20
Daryl Smith (Dec. 18, 2010 at Ind.)	20
Kevin Hardy (Nov. 1, 1998 at Bal.)	20

INTs RETURNED FOR TOUCHDOWN

JOE SCHOBERT (Dec. 6, 2020 at MIN)	1
Yannick Ngakoue (Oct. 20, 2019 at CIN)	1
Telvin Smith (Dec. 23, 2018 at MIA)	1
MYLES JACK (Sept. 9, 2018 at NYG)	1
Barry Church (Oct. 8, 2017 at PIT)	1
Telvin Smith (Oct. 8, 2017 at PIT)	1
Jalen Ramsey (Dec. 24, 2016 vs. TEN)	1
Telvin Smith (Oct. 25, 2015 vs. BUF)	1
Dwayne Gratz (Dec. 28, 2014 at HOU)	1
Paul Posluszny (Oct. 13, 2013 at DEN)	1
Rashean Mathis (Sept. 21, 2008 at IND)	1
Rashean Mathis (Oct. 5, 2008 vs. PIT)	1
Clint Ingram (Dec. 9, 2007 vs. CAR)	1
Aaron Glenn (Oct. 28, 2007 at T.B.)	1
Scott Starks (Nov. 5, 2006 vs. TEN)	1
Mike Peterson (Nov. 13, 2005 vs. BAL)	1
Rashean Mathis (Oct. 16, 2005 at PIT)	1
Tony Brackens (Nov. 28, 1999 at BAL)	1
Aaron Beasley (Sept. 26, 1999 vs. TEN)	1
Aaron Beasley (Sept. 12, 1999 vs. S.F.)	1
Mickey Washington (Oct. 22, 1995 at CLE)	1

SACKS

Calais Campbell (Sept. 10, 2017 at HOU)	4.0
Calais Campbell (Sept. 19, 2019 vs. TEN)	3.0
Chris Clemons (Nov. 23, 2014 at IND)	3.0
Paul Spicer (Sept. 25, 2005 at NYJ)	3.0
John Henderson (Oct. 6, 2002 vs. PHI)	3.0
Kelvin Prichett (Oct. 5, 1997 vs. CIN)	3.0

FORCED FUMBLES

Tony Brackens (Oct. 3, 1999 vs. PIT)	3
Several players tied	2

BLOCKED FIELD GOALS

12 players, last: Calais Campbell (Oct. 6, 2019 at CAR)	1
---	---

BLOCKED PUNTS

13 players, last: Dan Skuta (Jan. 1, 2017 at Ind.)	1
--	---

ROOKIE RECORDS



SCORING & PASSING

POINTS (SEASON)

Fred Taylor (1998).....	102
Maurice Jones-Drew (2006).....	96
Josh Scobee (2004).....	93
Seth Marler (2003).....	90
JAMES ROBINSON (2020).....	62
Leonard Fournette (2017).....	60
Allen Hurns (2014).....	36
Justin Blackmon (2012).....	32
Matt Jones (2005).....	30
Hayden Epstein (2002).....	28

PASSING YARDS (GAME)

GARDNER MINSHEW II (Oct. 6, 2019 at CAR).....	374
Blake Bortles (Oct. 12, 2014 at TEN).....	336
Byron Leftwich (Oct. 5, 2003 vs. S.D.).....	336
GARDNER MINSHEW II (Nov. 3, 2019 vs. HOU).....	309
JAKE LUTON (Nov. 8, 2020 vs. HOU).....	304
GARDNER MINSHEW II (Dec. 30, 2019 vs. IND).....	295
Blake Bortles (Nov. 9, 2014 vs. DAL).....	290
Byron Leftwich (Dec. 14, 2003 at N.E.).....	288
GARDNER MINSHEW II (Oct. 27, 2019 vs. NYJ).....	279
GARDNER MINSHEW II (Sept. 8, 2019 vs. K.C.).....	275

PASS COMPLETIONS (SEASON)

GARDNER MINSHEW II (2019).....	285
Blake Bortles (2014).....	280
Byron Leftwich (2003).....	239
Blaine Gabbert (2011).....	210
JAKE LUTON (2020).....	285
Jonathan Quinn (1998).....	34
David Garrard (2002).....	23
Rob Johnson (1995).....	3
Matt Jones (2005).....	2

PASSING TDs (SEASON)

GARDNER MINSHEW II (2019).....	21
Byron Leftwich (2003).....	14
Blaine Gabbert (2011).....	12
Blake Bortles (2014).....	11
JAKE LUTON (2020).....	2
Jonathan Quinn (1998).....	2
David Garrard (2002).....	1
Ace Sanders (2013).....	1

INTERCEPTIONS (SEASON)

Blake Bortles (2014).....	17
Byron Leftwich (2003).....	16
Blaine Gabbert (2011).....	11
GARDNER MINSHEW II (2019).....	6
JAKE LUTON (2020).....	4
Jonathan Quinn (1998).....	3
David Garrard (2002).....	2
Rob Johnson (1995).....	1

TOUCHDOWNS (SEASON)

Fred Taylor (1998).....	17
Maurice Jones-Drew (2006).....	16
JAMES ROBINSON (2020).....	9
Leonard Fournette (2017).....	9
Allen Hurns (2014).....	6
Matt Jones (2005).....	5
Justin Blackmon (2012).....	5

PASS ATTEMPTS (SEASON)

Blake Bortles (2014).....	475
GARDNER MINSHEW II (2019).....	470
Byron Leftwich (2003).....	418
Blaine Gabbert (2011).....	413
Jonathan Quinn (1998).....	60
JAKE LUTON (2020).....	64
David Garrard (2002).....	46
Rob Johnson (1995).....	7
Matt Jones (2005).....	3
LaBrandon Toefield (2003).....	2

PASS COMPLETIONS (GAME)

Blake Bortles (Oct. 12, 2014 at TEN).....	32
Blake Bortles (Sept. 28, 2014 at S.D.).....	29
GARDNER MINSHEW II (Dec. 29, 2019 vs. IND).....	27
GARDNER MINSHEW II (Nov. 3, 2019 vs. HOU)....	27
GARDNER MINSHEW II (Oct. 6, 2019 at CAR).....	26
Byron Leftwich (Oct. 12, 2003 vs. MIA).....	24
GARDNER MINSHEW II (Dec. 8, 2019 vs. LAC).....	24
GARDNER MINSHEW II (Sept. 15, 2019 at HOU).....	23

PASSING TDs (GAME)

GARDNER MINSHEW II (Dec. 29, 2019 vs. IND).....	3
GARDNER MINSHEW II (Oct. 27, 2019 vs. NYJ).....	3
12 times, last Gardner Minshew II (Dec. 19, 2019 at OAK).....	2

INTERCEPTIONS (GAME)

JAKE LUTON (Nov. 20, 2020 vs. PIT).....	4
Blake Bortles (Oct. 19, 2014 vs. CLE).....	3
Byron Leftwich (Oct. 12, 2003 vs. MIA).....	3
Byron Leftwich (Sept. 28, 2003 at HOU).....	3

PASSING YARDS (SEASON)

GARDNER MINSHEW II (2019).....	3,271
Blake Bortles (2014).....	2,908
Byron Leftwich (2003).....	2,819
Blaine Gabbert (2011).....	2,214
JAKE LUTON (2020).....	624
Jonathan Quinn (1998).....	387
David Garrard (2002).....	231

PASS ATTEMPTS (GAME)

GARDNER MINSHEW II (Nov. 3, 2019 vs. HOU)....	47
Blake Bortles (Oct. 12, 2014 at TEN).....	46
GARDNER MINSHEW II (Oct. 6, 2019 at CAR).....	44
Blaine Gabbert (Dec. 24, 2011 at TEN).....	42
Blaine Gabbert (Oct. 2, 2011 vs. N.O.).....	42
Byron Leftwich (Oct. 12, 2003 vs. MIA).....	42
Blaine Gabbert (Nov. 20, 2011 at Cle.).....	41
Byron Leftwich (Dec. 14, 2003 at N.E.).....	40

RUSHING

RUSHING YARDS (SEASON)

Fred Taylor (1998).....	1,223
JAMES ROBINSON (2020).....	1,070
Leonard Fournette (2017).....	1,040
Maurice Jones-Drew (2006).....	941
T.J. Yeldon (2015).....	740
James Stewart (1995).....	525
Blake Bortles (2014).....	419
GARDNER MINSHEW II (2019).....	344
Elvis Joseph (2001).....	294
LaBrandon Toefield (2003).....	212
Rashad Jennings (2009).....	202

RUSHING YARDS (GAME)

Fred Taylor (Dec. 6, 1998 vs. DET).....	183
Leonard Fournette (Oct. 8, 2017 at PIT).....	181
Maurice Jones-Drew (Dec. 10, 2006 vs. IND).....	166
Maurice Jones-Drew (Dec. 24, 2006 vs. N.E.).....	131
Leonard Fournette (Oct. 15, 2017 vs. LAR).....	130
Fred Taylor (Nov. 15, 1998 vs. T.B.).....	128
Fred Taylor (Sept. 20, 1998 vs. BAL).....	128
JAMES ROBINSON (Nov. 29, 2020 vs. CLE).....	128
JAMES ROBINSON (Oct. 25, 2020 at LAC).....	119
Fred Taylor (Nov. 8, 1998 vs. CIN).....	118
Fred Taylor (Sept. 27, 1998 at TEN).....	116
T.J. Yeldon (Oct. 25, 2015 vs. BUF).....	115

RUSHING ATTEMPTS (SEASON)

Leonard Fournette (2017).....	268
Fred Taylor (1998).....	264
JAMES ROBINSON (2020).....	240
T.J. Yeldon (2015).....	182
Maurice Jones-Drew (2006).....	166
James Stewart (1995).....	137
Elvis Joseph (2001).....	68
GARDNER MINSHEW II (2019).....	67
Greg Jones (2004).....	62
Blake Bortles (2014).....	56
LaBrandon Toefield (2003).....	53



ROOKIE RECORDS



RUSHING

RUSHING ATTEMPTS (GAME)

Fred Taylor (Dec. 6, 1998 vs. DET)	32
Leonard Fournette (Nov. 19, 2017 at CLE)	28
Leonard Fournette (Oct. 8, 2017 at PIT)	28
Fred Taylor (Nov. 8, 1998 vs. CIN)	27
Leonard Fournette (Sept. 10, 2017 at HOU)	26
JAMES ROBINSON (NOV. 8, 2020 VS. HOU)	25
T.J. Yeldon (Sept. 20, 2015 vs. MIA)	25
Maurice Jones-Drew (Dec. 17, 2006 at TEN)	25
Fred Taylor (Sept. 27, 1998 at TEN)	25
Leonard Fournette (Dec. 10, 2017 vs. SEA)	24
Leonard Fournette (Oct. 1, 2017 at NYJ)	24

RUSHING TDs (SEASON)

Fred Taylor (1998)	14
Maurice Jones-Drew (2006)	13
Leonard Fournette (2017)	9
JAMES ROBINSON (2020)	7
Greg Jones (2004)	3
T.J. Yeldon (2015)	2
Storm Johnson (2014)	2
Byron Leftwich (2003)	2
LaBrandon Toefield (2003)	2
David Garrard (2002)	2
James Stewart (1995)	2

RUSHING TDs (GAME)

Fred Taylor (Nov. 15, 1998 vs. T.B.)	3
JAMES ROBINSON (SEPT. 24, 2020 VS. MIA)	2
Leonard Fournette (Oct. 8, 2017 at PIT)	2
Maurice Jones-Drew (Dec. 24, 2006 vs. N.E.)	2
Maurice Jones-Drew (Dec. 10, 2006 vs. IND)	2
Maurice Jones-Drew (Oct. 8, 2006 vs. NYJ)	2
David Garrard (Oct. 13, 2002 at Ten.)	2
Fred Taylor (Dec. 6, 1998 vs. Det.)	2
Fred Taylor (Oct. 12, 1998 vs. Mia.)	2
Fred Taylor (Oct. 12, 1998 vs. MIA)	2

RECEIVING & YARDAGE

RECEPTIONS (SEASON)

Justin Blackmon (2012)	64
Allen Hurns (2014)	51
Ace Sanders (2013)	51
JAMES ROBINSON (2020)	49
Allen Robinson (2014)	48
Mike Thomas (2009)	48
LAVISKA SHENAULT (2020)	47
Maurice Jones-Drew (2006)	46
Fred Taylor (1998)	44
KEELAN COLE (2017)	42

RECEIVING TDs (SEASON)

Allen Hurns (2014)	6
Justin Blackmon (2012)	5
Matt Jones (2005)	5
KEELAN COLE (2017)	3
Fred Taylor (1998)	3

SCRIMMAGE YARDS (SEASON)

Fred Taylor (1998)	1,644
JAMES ROBINSON (2020)	1,414
Maurice Jones-Drew (2006)	1,377
Leonard Fournette (2017)	1,342
T.J. Yeldon (2015)	1,019
Justin Blackmon (2012)	888
KEELAN COLE (2017)	748
James Stewart (1995)	715
Allen Hurns (2014)	677

RECEPTIONS (GAME)

Pete Mitchell (Nov. 19, 1995 at T.B.)	10
Fred Taylor (Sept. 20, 1998 vs. BAL)	9
Allen Robinson (Oct. 12, 2014 at TEN)	8
Ace Sanders (Dec. 1, 2013 at CLE)	8
Ace Sanders (Nov. 17, 2013 vs. ARI)	8
Zach Miller (Jan. 3, 2010 at CLE)	8
Several players tied	7

YARDS/REC. (SEASON) (MIN. 25 RECEPTIONS)

KEELAN COLE (2017)	17.8
Justin Blackmon (2012)	13.5
Allen Hurns (2014)	13.3
Pete Mitchell (1995)	12.9
DEDE WESTBROOK (2017)	12.6
Matt Jones (2005)	12.0
Allen Robinson (2014)	11.4
Marqise Lee (2014)	11.4
Reggie Williams (2004)	9.9
Fred Taylor (1998)	9.6

ALL-PURPOSE YARDS (SEASON)

Maurice Jones-Drew (2006)	2,250
Fred Taylor (1998)	1,653
Brian Witherspoon (2008)	1,442
Deji Karim (2010)	1,418
JAMES ROBINSON (2020)	1,414
Leonard Fournette (2017)	1,342
Mike Thomas (2009)	1,301
David Allen (2003)	1,223

RECEIVING YARDS (SEASON)

Justin Blackmon (2012)	865
KEELAN COLE (2017)	748
Allen Hurns (2014)	677
Allen Robinson (2014)	548
Pete Mitchell (1995)	527
LAVISKA SHENAULT (2020)	484
Ace Sanders (2013)	484
Mike Thomas (2009)	453
Maurice Jones-Drew (2006)	436
Matt Jones (2005)	432
Marqise Lee (2014)	422

YARDS/REC. (GAME) (MIN. 4 RECEPTIONS)

Justin Blackmon (Nov. 18, 2012 at HOU)	33.7
Allen Hurns (Sept. 7, 2014 at PHI)	27.5
KEELAN COLE (Dec. 17, 2017 vs. HOU)	26.6
COLLIN JOHNSON (Nov. 29, 2020 vs. CLE)	24.0
Matt Jones (Nov. 13, 2005 vs. BAL)	23.4
T.J. Yeldon (Dec. 6, 2015 at TEN)	19.8
Allen Robinson (Sept. 14, 2014 at Was.)	18.8

100-YARD RECEIVING GAMES (SEASON)

KEELAN COLE (2017)	2
Allen Hurns (2014)	2
Justin Blackmon (2012)	1
Matt Jones (2005)	1
Pete Mitchell (1995)	1

DEFENSE

SACKS (SEASON)

JOSH ALLEN (2019)	10.5
Yannick Ngakoue (2016)	8.0
Tony Brackens (1996)	7.0
John Henderson (2002)	6.5
Kevin Hardy (1996)	5.5
Tyson Alualu (2010)	3.5
Derrick Harvey (2008)	3.5
Bobby McCray (2004)	3.5
Chris Smith (2014)	3.0
Akin Ayodele (2002)	3.0
Larry Smith (1999)	3.0

INTERCEPTIONS (SEASON)

Reggie Nelson (2007)	5
Derek Cox (2009)	4
Several players tied	2

TACKLES (SEASON)

Bryan Schwartz (1995)	161
Kevin Hardy (1996)	130
Clint Ingram (2006)	117
Akin Ayodele (2002)	108
T.J. Slaughter (2000)	108

TACKLES (GAME)

Bryan Schwartz (Dec. 17, 1995 at Det.)	21
Bryan Schwartz (Dec. 24, 1995 vs. Cle.)	19
Bryan Schwartz (Dec. 10, 1995 vs. Ind.)	17

TAKEAWAYS (SEASON)

Derek Cox (2009)	5
Reggie Nelson (2007)	5
Fernando Bryant (1999)	5



OPPONENT RECORDS



SCORING

POINTS

Derrick Henry, Tennessee (Dec. 6, 2018).....	24
Jeff Reed, Pittsburgh (Dec. 1, 2002)	19

TOUCHDOWNS

Derrick Henry, Tennessee (Dec. 6, 2018).....	4
Several players tied, last: J. Mixon, CIN, 2020	3

PASSING

PASSING YARDS

Matt Schaub, Houston (Nov. 18, 2012).....	527
Drew Brees, New Orleans (Nov. 4, 2007).....	445
Peyton Manning, Indianapolis (Sept. 25, 2000)	440
Carson Palmer, Arizona (Nov. 17, 2013)	419
Drew Brees, New Orleans (Dec. 27, 2015).....	412

PASS ATTEMPTS

Ben Roethlisberger, Pittsburgh (Oct. 8, 2017).....	55
Matt Schaub, Houston (Nov. 18, 2012).....	55
Andrew Luck, Indianapolis (Dec. 2, 2018)	52
Peyton Manning, Indianapolis (Dec. 10, 2006).....	50
Shane Matthews, Washington (Nov. 10, 2002)	50
Vinny Testaverde, Baltimore (Nov. 24, 1996)	50
Rich Gannon, Kansas City (Nov. 9, 1997)	50

INTERCEPTIONS THROWN

Ben Roethlisberger, Pittsburgh (Oct. 8, 2017).....	5
Jon Kitna, Dallas (Oct. 31, 2010)	4

TOUCHDOWN PASSES

Matt Schaub, Houston (Nov. 18, 2012).....	5
Tony Banks, Baltimore (Sept. 10, 2000).....	5
Steve McNair, Tennessee (Dec. 26, 1999).....	5
Several players tied, last: P. Rivers, S.D., 2016)	4

PASS COMPLETIONS

Matt Schaub, Houston (Nov. 18, 2012).....	43
Philip Rivers (Sept. 13, 2020)	36
Drew Brees, New Orleans (Nov. 4, 2007)	35
Jon Kitna, Dallas (Oct. 31, 2010)	34
Joe Flacco, Baltimore (Nov. 15, 2015)	34

YARDAGE

SCRIMMAGE YARDS

Andre Johnson, Houston (Nov. 18, 2012).....	273
Josh Gordon, Cleveland (Dec. 1, 2013).....	261
Chris Johnson, Tennessee (Nov. 1, 2009)	239
Derrick Henry, Tennessee (Dec. 6, 2018).....	238
Christian McCaffrey, Carolina (Oct. 6, 2019).....	237

ALL-PURPOSE YARDS

Andre Johnson, Houston (Nov. 18, 2012).....	273
Ridel Anthony, Tampa Bay (Nov. 15 , 1998)	269
Josh Gordon, Cleveland (Dec. 1, 2013).....	261
Eddy Drummond, Detroit (Nov. 14, 2004).....	257
Andre Davis, Houston (Dec. 30, 2007)	255

KICKING

FIELD GOALS

Jeff Reed, Pittsburgh (Dec. 1, 2002)	6
Adam Vinatieri, New England (Sept. 22, 1996).....	5
Matt Stover, Baltimore (Oct. 8, 2000).....	5

LONGEST FIELD GOALS

Jason Elam, Denver (Oct. 25, 1998).....	63
Phil Dawson, Arizona (Nov. 26, 2017).....	57
Greg Zuerlein, L.A. Rams (Oct. 15, 2017)	56
Blair Walsh, Minnesota (Sept. 9, 2010)	55

EXTRA POINTS

Several players tied (M. Badgley, LAC, 2019).....	6
---	---

MOST BLOCKED KICKS (FGs, PATs)

Several players tied (D. Autry, IND, 2018).....	1
---	---

RUSHING

RUSHING YARDS

Derrick Henry, Tennessee (Dec. 6, 2018).....	238
Chris Johnson, Tennessee (Nov. 1, 2009)	228
Derrick Henry, Tennessee (Dec. 13, 2020)	215
Arian Foster, Houston (Jan. 2, 2011)	180
Steven Jackson, St. Louis (Oct. 30, 2005)	179
Christian McCaffrey, Carolina (Oct. 6, 2019)	176
Shawn Alexander, Seattle (Oct. 7, 2001)	176

RUSHING TOUCHDOWNS

Derrick Henry, Tennessee (Dec. 6, 2018).....	4
--	---

RUSHING ATTEMPTS

Terry Allen, Washington (Sept. 28, 1997).....	36
Several players tied (A. Foster, HOU, 2011)	33

LONGEST RUSH

Derrick Henry, Tennessee (Dec. 6, 2018)	99t
Chris Johnson, Tennessee (Nov. 1, 2009).....	89t
Marcus Mariota, Tennessee (Dec. 6, 2015).....	87t
Joey Galloway, Seattle (Nov. 12, 1995)	86t
Christian McCaffrey, Carolina (Oct. 6, 2019)	84t

RECEIVING

RECEPTIONS

Reggie Wayne, Indianapolis (Oct. 3, 2010).....	15
David Boston, San Diego (Oct. 5, 2003)	14
Andre Johnson, Houston (Nov. 18, 2012).....	14
Tim Brown, Oakland (Dec. 21, 1997)	14
Andre Johnson, Houston (Dec. 5, 2013)	13
Wes Welker, New England (Dec. 27, 2009).....	13

LONGEST RECEPTIONS

Terrell Owens, Buffalo (Nov. 22, 2009).....	98t
Josh Gordon, Cleveland (Dec. 1, 2013).....	95t
Michael Floyd, Arizona (Nov. 17, 2013).....	91t
Austin Ekeler, L.A. Chargers (Dec. 8, 2019)	84t
Kevin Curtis, St. Louis (Oct. 30, 2005)	83

RECEIVING YARDS

Andre Johnson, Houston (Nov. 18, 2012).....	273
Josh Gordon, Cleveland (Dec. 1, 2013).....	261
Albert Connell, Washington (Oct. 22, 2000).....	211
Sammy Watkins, Kansas City (Sept. 8, 2019).....	198
Terrell Owens, Buffalo (Nov. 22, 2009)	197

RECEIVING TOUCHDOWNS

Several players tied (S. Watkins, K.C., 2019)	3
---	---

PUNTING

PUNTS

Chris Gardocki, Cleveland (Dec. 3, 2000)	12
Shane Lechler, Houston (Dec. 17, 2017)	11
Riley Dixon, Denver (Dec. 4, 2016)	11

INSIDE THE 20 (MIN. 5 PUNTS)

Several players tied (T. Morstead, N.O., 2019)	5
--	---

GROSS AVERAGE (MIN. 4 PUNTS)

Craig Hentrich, Tennessee (Nov. 4, 2001).....	57.5
Ryan Allen, New England (Sept. 16, 2018).....	55.5
Marquette King, Oakland (Oct. 23, 2016).....	54.6



OPPONENT RECORDS



DEFENSE

SACKS

Ryan Kerrigan, Washington (Sept. 14, 2014).....	4.0
Connor Barwin, Houston (Nov. 27, 2011)	4.0
John Abraham, Atlanta (Dec. 15, 2011).....	3.5
Whitney Mercilus, Houston (Jan. 3, 2016)	3.5

TACKLES

Anthony Walker, Indianapolis (Dec. 29, 2019)	17
D'Qwell Jackson, Indianapolis (Oct. 10, 2015).....	17
Steven Tulloch, Tennessee (Dec. 5, 2010)	17

INTERCEPTIONS

Samari Rolle, Tennessee (Dec. 26, 1999)	3
Several players tied; last: M. Fitzpatrick, T. Edwards, PIT, 2020)	2

LONGEST INTERCEPTION RETURNS

Anthony Henry, Cleveland (Dec. 16, 2001).....	97t
Anthony Parker, St. Louis (Oct. 20, 1996).....	92t
Kemal Ishmael, Atlanta (Dec. 20, 2015)	84
Adam Jones, Tennessee (Dec. 17, 2006)	83t

RETURNS

PUNT RETURNS

Jacoby Jones, Houston (Nov. 27, 2011).....	7
Dexter McCluster, Kansas City (Sept. 8, 2013).....	7
Andre Roberts, Washington (Sept. 14, 2014).....	7
Several players tied (D. Carter, HOU, 2018)	6

PUNT RETURN YARDS

Eddie Drummond, Detroit (Nov. 14, 2004)	199
Darius Reynaud, Tennessee (Dec. 30, 2012)	160
Roscoe Parrish, Buffalo (Nov. 26, 2006).....	104
Steve Smith, Carolina (Sept. 9, 2003)	102

LONGEST PUNT RETURNS

Eddie Drummond, Detroit (Nov. 14, 2004)	83t
Peter Warrick, Cincinnati (Dec. 17, 2000).....	82t
Terrence Wilkins, Indianapolis (Sept. 24, 2006).....	82t
Roscoe Parrish, Buffalo (Nov. 26, 2006).....	82t

KICKOFF RETURNS

MarTey Jenkins, Arizona (Dec. 10, 2000).....	8
Nate Jacquet, Minnesota (Dec. 23, 2001)	8
Justin Miller, N.Y. Jets (Oct. 8, 2006)	8

KICKOFF RETURN YARDS

Andre Davis, Houston (Dec. 30, 2007)	234
Glyn Milburn, Chicago (Sept. 6, 1998).....	197
Adam Jones, Tennessee (Nov. 20, 2005)	196

LONGEST KICKOFF RETURNS

Andre Davis, Houston (Dec. 30, 2007)	104t
Pharoh Cooper, L.A. Rams (Oct. 25, 2017)	103t
Andre Davis, Houston (Dec. 30, 2007)	97t
Aaron Bailey, Indianapolis (Dec. 10, 1995).....	95t
Chad Simpson, Indianapolis (Dec. 17, 2009).....	93t